


HKEX Fact Book 2015



Contents of HKEX Fact Book 2015

- Market Performance in 2015
- Major events of the Hong Kong securities and derivatives market 2015
- Market highlights
- Securities market – Main Board
 - market indices
 - listing statistics
 - market capitalisation
 - trading statistics and analysis
 - short selling
 - listed companies
 - equity warrants
 - derivative warrants
 - callable bull/bear contracts
 - debt securities
 - unit trusts and mutual funds
 - trading only stock
 - RMB securities products
 - Shanghai-Hong Kong Stock Connect
 - historical section
 - world stock markets
- Securities market – Growth enterprise market (GEM)
 - market indices
 - listing statistics
 - market capitalisation
 - trading statistics and analysis
 - listed companies
 - warrants
- Derivatives market
 - equity index products
 - interest rate products
 - equity products
 - commodity products
 - currency products
 - historical section
- LME commodities market
- Clearing statistics
- Exchange participants
- Clearing participants/members
- The investing community
- Hong Kong securities and derivatives markets historical events
- Appendices

Market Performance in 2015

	2014	2015	Change (%)
Stock Market			
No. of listed companies	1,752	1,866	6.51
Main Board	1,548	1,644	6.20
GEM	204	222	8.82
No. of listed securities	9,060	9,015	(0.50)
Main Board	8,856	8,792	(0.72)
GEM	204	223	9.31
No. of new listed companies ⁽¹⁾	122	138	13.11
Main Board	103	104	0.97
Transfer of listing from GEM	7	14	100.00
GEM	19	34	78.95
Total market capitalisation (HK\$mil)	25,071,828.91	24,683,730.69	(1.55)
Main Board	24,892,419.04	24,425,554.96	(1.88)
GEM	179,409.87	258,175.74	43.90
Total turnover value (HK\$mil) ⁽²⁾	17,155,730.32	26,090,621.55	52.08
Average daily	69,456.40	105,630.05	52.08
Main Board	68,786.53	104,599.02	52.06
GEM	669.87	1,031.03	53.91
Highest	148,267.08 (05/12)	293,910.76 (09/04)	
Lowest	39,687.15 (26/05)	38,316.02 (29/12)	
Equity funds raised (HK\$bil)	942.72	1,115.64	18.34
IPO	232.52	263.09	13.15
Main Board	230.36	260.35	13.02
GEM	2.16	2.74	26.86
Post-IPO	710.20	852.55	20.04
Main Board	699.04	833.20	19.19
GEM	11.16	19.35	73.44
Mainland Enterprises			
No. of Mainland enterprises	876	951	8.56
Main Board	803	875	8.97
H shares	179	206	15.08
Red chips	128	140	9.38
Mainland private enterprises	496	529	6.65
GEM	73	76	4.11
H shares	23	23	0.00
Red chips	5	5	0.00
Mainland private enterprises	45	48	6.67
No. of new listed H-shares ⁽¹⁾	22	31	40.91
Main Board	22	30	36.36
Transfer of listing from GEM	1	0	(100.00)
GEM	0	1	-
Market capitalisation (HK\$mil) (% of market total)	15,077,621.93 (60.14%)	15,319,823.11 (62.06%)	1.61
Main Board	15,017,499.84 (60.33%)	15,226,315.23 (62.34%)	1.39
H shares	5,723,993.53	5,157,109.86	(9.90)
Red chips	5,214,967.56	5,137,712.98	(1.48)
Mainland private enterprises	4,078,538.74	4,931,492.39	20.91
GEM	60,122.09 (33.51%)	93,507.89 (36.22%)	55.53
H shares	5,664.53	7,529.51	32.92
Red chips	13,053.20	12,987.59	(0.50)
Mainland private enterprises	41,404.36	72,990.78	76.29
Total turnover value (HK\$mil) (% of equity turnover)	8,933,198.75 (70.69%)	12,705,531.95 (72.68%)	42.23

	2014	2015	Change (%)
Stock price indices			
Hang Seng Index (31 July 1964 = 100)	23605.04	21914.40	(7.16)
HSI – Finance	33903.48	30576.03	(9.81)
HSI – Utilities	54558.98	51113.56	(6.32)
HSI – Properties	30545.47	29907.17	(2.09)
HSI – Commerce & Industry	13221.29	12522.23	(5.29)
Hang Seng China Enterprises Index (3 January 2000 = 2000)	11984.69	9661.03	(19.39)
Hang Seng China-Affiliated Corporations Index (3 January 2000 = 2000)	4350.00	4052.12	(6.85)
S&P/HKEX LargeCap Index (28 February 2003 = 10000)	28711.00	27007.12	(5.93)
S&P/HKEX GEM Index (28 February 2003 = 1000)	477.72	476.79	(0.19)
Equity warrants			
No. of newly issued	7	8	14.29
Main Board	7	7	0.00
GEM	0	1	-
Total premium of newly issued equity warrants (HK\$mil)	25.20	0.00	(100.00)
Main Board	25.20	0.00	(100.00)
GEM	0.00	0.00	-
No. of equity warrants	10	13	30.00
Main Board	10	12	20.00
GEM	0	1	-
Total turnover value (HK\$mil)	3,058.04	3,981.79	30.21
Main Board	3,058.04	3,936.11	28.71
GEM	0	45.68	-
Debt securities			
No. of debt securities	640	762	19.06
RMB bonds	150	155	3.33
Total turnover value (HK\$mil)	6,086.75	9,380.57	54.11
No. of newly listed debt securities	281	177	(37.01)
RMB bonds	83	24	(71.08)
Total fund raised (HK\$bil)	961.35	750.76	(21.91)
Aggregated principal amount of new listed RMB bonds (RMB bil)	124.70	44.85	(64.03)
iBond turnover value (HK\$mil) (% of debt securities)	6,061.17 (99.58%)	9,362.14 (99.80%)	54.46
Unit trusts and mutual funds			
No. of listed units trusts and mutual funds	134	145	8.21
ETFs	122	133	9.02
REITs	11	11	0.00
Total turnover value (HK\$mil) (% of Main Board total)	1,235,363.86 (7.27%)	2,254,090.52 (8.72%)	82.46
ETFs	1,167,677.02	2,170,959.42	85.92
REITs	67,418.97	82,027.60	21.67
Average daily turnover value (HK\$mil)	5,001.47	9,125.87	82.46
ETFs	4,727.44	8,789.31	85.92
REITs	272.95	332.10	21.67
No. of new listed unit trusts and mutual funds	12	14	16.67
ETFs	12	14	16.67
Dual-counter ETFs	6	7	16.67
Trading value in RMB			
% of total dual-counter ETFs	6.93	3.74	
Trading value of A-share ETFs (HK\$ mil) (% of ETFs)	887.48 (76.00%)	1,479.59 (68.15%)	66.72

	2014	2015	Change (%)
Structured products			
Derivatives warrants (DWs)			
No. of listed DWs	4,938	4,590	(7.05)
No. of new listed DWs	7,560	6,336	(16.19)
Total notional value of new listed DWs (HK\$bil)	178.19	182.37	2.35
Total turnover value (HK\$mil) (% of Main Board total)	2,044,512.26 (12.03%)	4,504,078.89 (17.43%)	120.30
Callable bull/bear contracts (CBBCs)			
No. of listed CBBCs	1,579	1,630	3.23
No. of new listed CBBCs	9,983	11,213	12.32
Total notional value of new listed CBBCs (HK\$bil)	472.83	483.53	2.26
Total turnover value (HK\$mil) (% of Main Board total)	1,229,956.42 (7.24%)	1,836,853.88 (7.11%)	49.34
RMB-traded securities products			
No. of RMB-traded securities	176	189	7.39
Equities	2	2	0.00
Debt securities	150	155	3.33
DWs	3	2	(33.33)
ETFs	20	29	45.00
REITs	1	1	0.00
No. of dual-counter securities	20	29	45.00
Equities	1	1	0.00
ETFs	19	28	47.37
Total turnover value (RMB mil)	26,983.60	35,929.65	33.15
Equities (% of total)	119.91 (0.44%)	100.02 (0.28%)	(16.59)
DWs (% of total)	7.98 (0.03%)	4.37 (0.01%)	(45.26)
ETFs (% of total)	23,920.38 (88.65%)	33,865.08 (94.25%)	41.57
REITs (% of total)	2,914.85 (10.80%)	1,945.09 (5.41%)	(33.27)
Debt securities (% of total)	20.47 (0.08%)	15.10 (0.04%)	(26.27)
Trading-only market			
No. of ETFs	2	2	0.00
No. of NASDAQ stocks	7	6	(14.29)
Total turnover value (HK\$mil)	3.59	0.79	(78.02)
Shanghai-Hong Kong Stock Connect			
Southbound trading			
Number of eligible stocks	273	310	
Total trading value (HK\$mil)	26,011.00	777,700.82	-
Average daily	928.96	3,396.07	265.58
Trading quota used (RMB bil)	10.5	108.3	
% of the aggregate quota	4%	43%	
Northbound trading			
Number of eligible stocks	596	659	
Both buy and sell	569	569	
Sell only	27	90	
Margin trading	414	390	
Total trading value (RMB mil)	167,511.82	1,471,063.99	-
Average daily	5,583.73	6,368.24	14.05
Trading quota used (RMB bil)	74.6	119.7	
% of the aggregate quota	25%	40%	
Derivatives market			
No. of stock futures classes (as at the year end)	41	74	80.49
No. of stock options classes (as at the year end)	80	84	5.00
Total contract volume	142,439,039	189,824,363	33.27
Average daily	576,676	768,520	33.27
All futures products	50,379,246	73,462,212	45.82
All options products	92,059,793	116,362,151	26.40

	2014	2015	Change (%)
Top three contract volume contributor in futures market			
H-shares Index Futures			
Contract volume (% of futures total)	21,984,297 (43.64%)	33,379,310 (45.44%)	51.83
Open Interest	259,173	384,767	48.46
HSI Futures			
Contract volume (% of futures total)	17,067,247 (33.88%)	21,239,775 (28.91%)	24.45
Open Interest	99,195	97,118	(2.09)
Mini-HSI Futures			
Contract volume (% of futures total)	6,959,838 (13.81%)	10,046,556 (13.68%)	44.35
Open Interest	7,472	7,556	1.12
Key index options products			
H-shares Index Options			
Contract volume (% of options total)	8,998,897 (9.78%)	15,304,245 (13.15%)	70.07
Open Interest	991,190	1,625,661	64.01
HSI Options			
Contract volume (% of options total)	7,518,710 (8.17%)	7,515,466 (6.46%)	(0.04)
Open Interest	169,950	172,564	1.54
Mini-HSI Options			
Contract volume (% of options total)	961,354 (1.04%)	1,033,813 (0.89%)	7.54
Open Interest	5,734	4,945	(13.76)
Commodity market			
LME futures and options contract volume	177,151,712	169,557,846	(4.29)
In value (US\$tril)	14.9	11.9	(20.13)
Tonnes of material (bil)	4.0	3.8	(5.00)
Average daily	700,204	670,189	(4.29)
Share in the notional volume of global exchange-traded base metal futures (%)	82%	76%	

Notes:

- (1) Figures includes the number of companies for transfer of listing from GEM.
- (2) Turnover values have been adjusted for late reported and rejected sales.

Major Events of the Hong Kong Securities and Derivatives Markets 2015

Month	Event
January	On 16 January, HKEX published a consultation paper on the proposed introduction of a Volatility Control Mechanism (VCM) in its securities and derivatives markets and a Closing Auction Session (CAS) in its securities market.
	On 16 January, the Securities and Futures Commission (SFC) and the European Securities and Markets Authority (ESMA) entered into a memorandum of understanding (MOU) on cooperation arrangements in connection with Hong Kong-established central counterparties (CCPs) which have applied for recognition by ESMA.
	On 21 January, the Hong Kong Government, Hong Kong Monetary Authority (HKMA), SFC and Insurance Authority jointly launched the second-stage public consultation for three months on establishing an effective resolution regime for financial institutions, including financial market infrastructures, in Hong Kong.
	On 30 January, the SFC's amendments to the Code on Unit Trusts and Mutual Funds were gazetted and took effect. The amendments were made to implement proposals to give public funds greater flexibility in determining the means for making public their offer and redemption prices, net asset values and notices of dealing suspension.
February	On 6 February, the SEHK published consultation conclusions on review of Listing Rules on disclosure of financial information with reference to the new Companies Ordinance and Hong Kong Financial Reporting Standards and proposed minor/housekeeping Rule amendments. Amendments relating to disclosure of financial information apply to accounting periods ended on or after 31 December 2015. Other amendments came into effect on 1 April 2015.
	On 12 February, KODEX HSI Futures ETF and KODEX HSI Futures RMB FX ETF, which track the Hang Seng Futures Index (HSFI) and Hang Seng Futures RMB FX Index (HSFRFI) respectively, were listed as the first futures-based exchange traded funds (ETFs) on the SEHK.
	On 13 February, the stamp duty waiver for all exchange traded funds (ETFs) listed in Hong Kong took effect.
March	On 2 March, HKEX launched short-selling of eligible Shanghai-listed A shares under Shanghai-Hong Kong Stock Connect.
	On 2 March, the SFC launched a three-month consultation on seven proposed Principles of Responsible Ownership, which provide guidance for how investors should fulfil their ownership responsibilities in relation to their investment in a listed company.
	On 26 March, the US Commodity Futures Trading Commission (CFTC) issued an order to allow corporations licensed by the SFC in Hong Kong to deal directly with US customers in relation to trading of futures or options products on exchanges under the SFC's oversight without having to register as futures brokers in the US. The exchanges covered by the order include the Hong Kong Futures Exchange (HKFE) and non-US exchanges authorised by the SFC under the Securities and Futures Ordinance (SFO).

Month	Event
	<p>On 27 March, the China Securities Regulatory Commission (CSRC) issued the Guidelines on Participation of Publicly Offered Securities Investment Funds in Shanghai-Hong Kong Stock Connect.</p> <p>On 30 March, HKEX rolled out a significant enhancement to its Central Clearing and Settlement System (CCASS) to facilitate trading of A shares through Shanghai-Hong Kong Stock Connect. Investors can now open Special Segregated Accounts (SPSAs) in CCASS via its Custodian Participants or its General Clearing Participants (GCPs) which are not Exchange Participants (EPs). In addition, the pre-trade checking mechanism based on the SPSA Model became effective on 20 April 2015.</p>
April	<p>On 27 April, the four clearing houses of HKEX — Hong Kong Securities Clearing Co Ltd (HKSCC), HKFE Clearing Corporation Ltd (HKCC), the SEHK Options Clearing House Ltd (SEOCH) and OTC Clearing Hong Kong Ltd (OTC Clear) — for HKEX's respective market segments were officially recognised by the European Securities and Markets Authority (ESMA) as third-country central counterparties (CCPs) under the European Market Infrastructure Regulations (EMIR).</p>
May	<p>On 15 May, the HKMA and the SFC released conclusions on the further consultation on mandatory reporting and related record keeping obligations under the new over-the-counter (OTC) derivatives regime. The revised Securities and Futures (OTC Derivative Transactions – Reporting and Record Keeping Obligations) Rules attached to the conclusions paper were also gazetted on the same day.</p> <p>On 15 May, the SFC released consultation conclusions on proposals to enhance and unify the regulatory regime for alternative liquidity pools (ALPs, also known as alternative trading systems or dark pools). The new regime involved amendments to the Code of Conduct for Persons Licensed by or Registered with the Securities and Futures Commission and came into effect on 1 December 2015.</p> <p>On 15 May, CSOP SZSE ChiNext ETF was listed on the SEHK as the first exchange traded fund (ETF) in Hong Kong which tracks stocks listed on ChiNext of the Shenzhen Stock Exchange (SZSE). This ETF is a dual-counter stock available for trading in both HK dollar and renminbi (RMB).</p> <p>On 22 May, the SFC of Hong Kong and the CSRC signed a memorandum of regulatory cooperation to launch the scheme of Mainland-Hong Kong Mutual Recognition of Funds. This scheme was implemented on 1 July 2015 to allow eligible Mainland and Hong Kong funds to be distributed in each other's market through a streamlined vetting process.</p> <p>On 26 May, FTSE Group, the index provider owned by London Stock Exchange Group (LSE Group), announced the start of its transition to include Mainland A shares in its global indices with the launch of two transitional emerging market indices.</p>
June	<p>On 5 June, the SFC released consultation conclusions on proposed amendments to the Securities and Futures Ordinance (SFO) for providing assistance to regulators outside Hong Kong.</p>

Month	Event
	<p>On 15 June, the SFC has granted the London Stock Exchange (LSE) regulatory approval which allows the LSE to accept SFC-licensed Hong Kong financial firms as its members.</p> <p>On 19 June, the SEHK published consultation conclusions to its concept paper on weighted voting rights (WVR). The SEHK concluded that there was support for a second stage consultation on proposed changes to the Listing Rules on the acceptability of WVR structures.</p> <p>On 25 June, the SFC issued a statement that it did not support the draft proposal for primary listings with WVR structures. In response to the SFC's statement, the SEHK published an announcement on the same day stating that it would further engage with the SFC, and the Listing Committee of the SEHK would decide the best way forward in light of the views of the SFC.</p>
July	<p>On 1 July, the scheme of Mainland-Hong Kong Mutual Recognition of Funds was officially launched.</p> <p>On 1 July, the revised provisional rules on cross-border auditing issued by the Ministry of Finance (MOF) in May 2015 came into effect. Under the revised rules, Hong Kong auditors will need to partner with Mainland auditors for auditing of Mainland enterprises seeking an overseas listing (except for those with majority equity stake owned by Hong Kong/Macau/Taiwan investors).</p> <p>On 3 July, HKEX published the consultation conclusions on the proposed introduction of a Volatility Control Mechanism (VCM) in its securities and derivatives markets and a Closing Auction Session (CAS) in its securities market. HKEX also announced its decision to roll out the CAS and then the VCM in the securities market in phases tentatively starting from mid-2016, while that of VCM in the derivatives market is the last quarter of 2016 tentatively. The closing times of the securities market and related products in the derivatives market, and the start time of After-hours Futures Trading (AHFT) would be adjusted upon the introduction of the CAS.</p> <p>On 9 July, the HKMA launched a new cross border linkage with the Mainland by the Central Moneymarkets Unit (CMU) Fund Order Routing and Settlement Service to provide order routing and settlement support to the Mainland-Hong Kong Mutual Recognition of Funds initiative.</p> <p>On 17 July, the SEHK launched a two-month consultation to seek views on proposed amendments to its Environmental, Social and Governance (ESG) Reporting Guide (ESG Guide) to strengthen ESG disclosure requirements and encourage more widespread and standardised ESG reporting amongst issuers.</p> <p>On 17 July, the SFC launched a three-month consultation on proposed changes to the Securities and Futures (Financial Resources) Rules (FRR) relating to capital and other prudential requirements for licensed corporations engaged in over-the-counter (OTC) derivatives activity.</p>
August	<p>On 3 August, along with the fee revisions by the Shanghai Stock Exchange (SSE) and China Securities Depository and Clearing Corporation (ChinaClear) on A-share transactions, HKEX reduced the corresponding fees in relation to Northbound trading of A shares via Shanghai-Hong Kong Stock Connect.</p>

Month	Event
	<p>On 27 August, the SEHK and HKFE announced that they had notified the US Securities and Exchange Commission (SEC) that they and/or their Participants intended to engage in limited activities to familiarise certain registered broker-dealers and other financial institutions in the US with certain options traded on their markets, in reliance on and subject to compliance with the conditions specified in the SEC class no-action relief letter that is dated 1 July 2013. The eligible options products are HKFE's stock index options, including Hang Seng Index options, H-shares Index options and Mini Hang Seng Index options, and SEHK's single stock options.</p>
September	<p>On 30 September, the HKMA and the SFC jointly launched a two-month consultation on introducing the first phase of mandatory clearing and the second phase of mandatory reporting under the new over-the-counter (OTC) derivatives regime.</p>
October	<p>On 5 October, the Listing Committee of the SEHK announced that, after considering the views of the board of the SFC, it would not, at this time, proceed with its draft proposal on WVR but would keep the matter under review.</p> <p>On 9 October, the Government, the HKMA, the SFC and the Insurance Authority released a consultation response to the second stage of public consultation on proposals to establish a cross-sector resolution regime for financial institutions (FIs), including financial market infrastructure, in Hong Kong.</p> <p>On 21 October, members of the HKEX Group-HKFE, HKFE Clearing Corporation Limited (HKCC), the London Metal Exchange (LME) and LME Clear Limited (LME Clear) — signed a non-binding MOU for the proposed development of a trading link between HKFE and the LME and a clearing link between HKCC and LME Clear, to be named "London-Hong Kong Connect".</p>
November	<p>On 13 November, the SFC no longer issue printed licences to individual licensees with effect from 13 November 2015, when the Securities and Futures (Amendment) Ordinance 2015 came into operation.</p> <p>On 20 November, the SFC released a consultation paper on proposed changes to update the Guidelines for the Regulation of Automated Trading Services. The proposals mainly cover the implementation of the regulation of over-the-counter (OTC) derivative transactions, setting out more specific requirements for central counterparties that wish to provide clearing services for OTC derivative transactions.</p> <p>On 26 November, the SFC signed an MOU with the ESMA to facilitate information exchange in relation to information on derivative contracts held in trade repositories in Hong Kong and the European Union.</p> <p>On 27 November, the SFC launched a consultation on the scope of short position reporting, proposing to extend to all securities that can be short sold under the rules of the SEHK, covering also collective investment schemes (CIS).</p>

Month	Event
	<p>On 27 November, the SEHK published findings of its latest review of listed issuers' corporate governance practices which examined the level of issuers' compliance with the Corporate Governance Code and Corporate Governance Report. The review involved analyzing the disclosures made by 1,237 issuers in their 2014 annual reports, covering the financial period from 1 January to 31 December 2014.</p> <p>On 30 November, two new stock option classes were introduced for trading-Cheung Kong Property Holdings Ltd and CGN Power Co, Ltd.</p> <p>On 30 November, 18 new stock futures contracts were introduced for trading-GOME Electrical Appliances Holding Ltd, Fosun International Ltd, Tencent Holdings Ltd, Digital China Holdings Ltd, China CITIC Bank Corporation Ltd, Alibaba Pictures Group Ltd, China Shenhua Energy Co Ltd, Agricultural Bank of China Ltd, China Cinda Asset Management Co, Ltd, China Hongqiao Group Ltd, CRRC Corporation Ltd, CGN Power Co, Ltd, Sunac China Holdings Ltd, Guangzhou Automobile Group Co, Ltd, Evergrande Real Estate Group Ltd, CITIC Securities Co Ltd, Haitong Securities Co Ltd and China Huishan Dairy Holdings Co Ltd.</p>
December	<p>On 7 December, 16 new stock futures contracts were introduced for trading-Poly Property Group Co, Ltd, SOHO China Ltd, Guangzhou Baiyunshan Pharmaceutical Holdings Co Ltd, Semiconductor Manufacturing International Corporation, China Southern Airlines Co Ltd, Yanzhou Coal Mining Co Ltd, New China Life Insurance Co Ltd, China South City Holdings Ltd, China Coal Energy Co Ltd, China Minsheng Banking Corp, Ltd, Great Wall Motor Co Ltd, AviChina Industry & Technology Co Ltd, China Oilfield Services Ltd, Zijin Mining Group Co, Ltd, Kingsoft Corporation Ltd and Huatai Securities Co, Ltd.</p> <p>On 8 December, the SFC released consultation conclusions on the Further Consultation on the Client Agreement Requirements. It has decided to proceed with the proposal to require the incorporation of a new clause into client agreements. The new clause enables an investor to claim for damages under the client agreement where the regulated intermediary solicits the sale of or recommends a financial product which is not reasonably suitable.</p> <p>On 11 December, the SEHK issued a guidance letter on trading halts in securities of listed issuers. The letter sets out the criteria for and principles of trading halts under the current Listing Rules and provides guidance on good practices about trading halts pending disclosures of material information by listed issuers.</p> <p>On 14 December, HKEX introduced London Nickel Mini Futures, London Tin Mini Futures and London Lead Mini Futures contracts for trading in its derivatives market.</p> <p>On 18 December, the SFC granted authorisation for the first batch of four Mainland funds under the Mainland-Hong Kong Mutual Recognition of Funds (MRF) initiative for public offering in Hong Kong. At the same time, the CSRC approved the first batch of three Hong Kong funds for public offering on the Mainland market under MRF.</p>

Month	Event
	<p>On 21 December, the SEHK issued a guidance letter on its application of the cash company provisions of its Listing Rules to large scale fundraisings. The guidance letter was issued in the light of a recent increase in listed issuers proposing large scale fundraisings that involve investors injecting substantial amounts of cash into the issuers, taking control of the issuers and investing the cash into new businesses, with the original businesses of the issuers being marginalised.</p>
	<p>On 21 December, the SEHK published its consultation conclusions on review of the ESG Guide. In view of the strong market support, the SEHK decided to adopt the proposed changes, which include upgrading certain recommended ESG disclosures to “comply or explain”. To ensure issuers have sufficient lead time, the various amendments to the Listing Rules and ESG Guide adopted will come into effect in two phases in 2016 and 2017.</p>
	<p>On 23 December, the SFC signed an MOU with the U.S. Commodity Futures Trading Commission (CFTC) regarding cooperation and the exchange of information in the supervision and oversight of regulated entities that operate on a cross-border basis in Hong Kong and in the United States. The MOU covers regulated markets and organised trading platforms, central counterparties, intermediaries, dealers and other market participants.</p>

Stock market highlights – Main Board

	Year		
	2013	2014	2015
Listed securities (as at year end)			
No. of listed companies	1,451	1,548	1,644
No. of listed securities	8,330	8,856	8,792
No. of new listed companies ⁽¹⁾	87	103	104
New listing companies	79	96	90
Transfer of listing from GEM	8	7	14
Total market capitalisation (HK\$mil)	23,908,803.80	24,892,419.04	24,425,554.96
Equity funds raised (HK\$mil)	369,821.68	929,399.28	1,093,551.48
Trading			
No. of trading days	244	247	247
Total turnover value (HK\$mil) ⁽²⁾			
Annual	15,185,792.16	16,990,272.08	25,835,958.29
Average daily	62,236.85	68,786.53	104,599.02
Total turnover volume (mil shs)			
Annual	34,210,452.09	33,929,018.76	53,091,013.41
Average daily	140,206.77	137,364.45	214,943.37
Total number of trades (deals)			
Annual	227,229,216	258,091,086	349,425,144
Average daily	931,267	1,044,903	1,414,676.70
Stock price indices			
S&P/HKEX LargeCap Index (28 February 2003 = 10000)			
High	28936.41	30786.74	34685.39
Low	23663.18	25657.64	25245.78
Year-end	28109.10	28711.00	27007.12
Hang Seng Index (31 July 1964 = 100)			
High	24038.55	25317.95	28442.75
Low	19813.98	21182.16	20556.60
Year-end	23306.39	23605.04	21914.40
Market ratios ⁽³⁾			
Average dividend yield (%)	2.99	3.44	3.46
Average P/E ratio (times)	11.24	10.94	9.90
Average book value ratio (times)	1.45	1.38	1.23
Annual turnover velocity (%)	46.61	50.10	70.53
Number of Exchange participants	543	540	550

Notes:

- (1) Figures includes the number of companies for transfer of listing from GEM.
- (2) Turnover values have been adjusted for late reported and rejected sales.
- (3) Calculations are based on year-end figures of all listed stocks.

Stock market highlights – Growth Enterprise Market (GEM)

	Year		
	2013	2014	2015
Listed securities (as at year end)			
No. of listed companies	192	204	222
No. of listed securities	192	204	223
No. of new listed companies	23	19	34
Total market capitalisation (HK\$mil)	134,002.06	179,409.87	258,175.74
Equity funds raised (HK\$mil)	9,041.13	13,317.35	22,091.25
Trading			
No. of trading days	244	247	247
Total turnover value (HK\$mil) ⁽¹⁾			
Annual	78,837.80	165,458.24	254,663.27
Average daily	323.11	669.87	1,031.03
Total turnover volume (mil shs)			
Annual	229,284.85	357,646.58	602,894.91
Average daily	939.69	1,447.96	2,440.87
Total number of trades (deals)			
Annual	2,241,521	4,346,364	6,324,001
Average daily	9,187	17,597	25,603
Stock price indices			
S&P/HKEX GEM Index (28 February 2003 = 1000)			
High	474.62	581.16	822.36
Low	378.60	459.90	422.09
Year-end	461.58	477.72	476.79
Market ratios⁽²⁾			
Average dividend yield (%)	0.52	0.65	0.30
Average P/E ratio (times)	49.25	11.59	76.93
Average book value ratio (times)	2.67	3.01	4.24
Annual turnover velocity (%)	58.83	92.22	98.62

Notes:

(1) Turnover values have been adjusted for late reported and rejected sales.

(2) Calculations are based on year-end figures of GEM stocks.

Stock market highlights – Main Board and GEM

	Year																		
	1999	2000	2001	2002	2003	2004	2005	2006	2007	2008	2009	2010	2011	2012	2013	2014	2015		
Listed securities (as at year end)																			
No. of listed companies	708	790	867	978	1,037	1,096	1,135	1,173	1,241	1,261	1,319	1,413	1,496	1,547	1,643	1,752	1,866		
No. of listed securities	1,212	1,349	1,189	1,586	1,785	2,176	2,649	3,383	6,092	5,831	6,616	7,900	6,723	6,903	8,522	9,060	9,015		
No. of new listed companies ⁽¹⁾	38	90	88	117	73	70	67	62	84	49	73	113	101	64	110	122	138		
New listing Companies	38	90	88	115	67	68	65	60	80	31	69	101	89	62	102	115	124		
Transfer of listing from GEM	-	-	-	2	6	2	2	2	4	18	4	12	12	2	8	7	14		
Total market capitalisation (HK\$bil)	4,734.76	4,862.44	3,946.31	3,611.32	5,547.85	6,695.89	8,179.94	13,337.71	20,697.54	10,298.75	17,874.31	21,076.96	17,537.26	21,950.13	24,042.81	25,071.83	24,683.73		
Equity funds raised (HK\$bil)	149.70	467.34	64.43	110.51	213.76	281.80	301.71	524.54	590.85	427.25	642.12	858.72	490.39	305.36	378.86	942.72	1,115.64		
Initial public offers	17.14	132.12	25.71	51.98	59.14	97.16	165.65	333.85	292.44	65.98	248.23	449.48	259.79	90.04	168.96	232.52	263.09		
Secondary market	132.56	335.22	38.71	58.53	154.62	184.64	136.06	190.69	298.41	361.27	393.89	409.24	230.60	215.32	209.90	710.20	852.55		
Trading																			
No. of trading days	247	247	243	247	248	249	247	247	246	245	249	249	246	247	244	247	247		
Total turnover value (HK\$bil) ⁽²⁾																			
Annual	1,919.55	3,131.85	1,989.50	1,643.05	2,583.83	3,974.11	4,520.43	8,376.31	21,665.53	17,652.80	15,515.25	17,210.08	17,154.07	13,301.05	15,264.63	17,155.73	26,090.62		
Average daily	7.77	12.68	8.19	6.65	10.42	15.96	18.30	33.91	88.07	72.05	62.31	69.12	69.73	53.85	62.56	69.46	105.63		
Total turnover volume (bil shs)																			
Annual	1,393.78	2,354.69	1,532.37	1,611.93	2,410.38	4,023.55	5,779.81	9,481.27	23,163.37	27,104.29	24,793.87	34,991.18	39,907.28	33,967.55	34,439.74	34,286.67	53,693.91		
Average daily	5.64	9.53	6.31	6.53	9.72	16.16	23.40	38.39	94.16	110.63	99.57	140.53	162.22	137.52	141.15	138.81	217.38		
Total number of trades (deals)																			
Annual	23,063,257	36,871,325	24,123,635	20,536,648	28,803,397	37,243,835	36,956,081	64,077,041	151,585,525	141,394,810	177,641,518	193,940,737	214,853,621	191,608,513	229,470,737	262,437,450	355,749,145		
Average daily	93,374	149,277	99,274	83,144	116,143	149,574	149,620	259,421	616,201	577,122	713,420	778,878	873,389	775,743	940,454	1,062,500	1,440,280		
Trading by products (HK\$bil)																			
Equities	1,776.78	2,944.41	1,860.43	1,515.26	2,304.81	3,422.93	3,609.92	6,466.94	16,670.57	12,683.92	11,639.95	12,411.31	12,068.96	9,529.07	11,221.86	12,636.75	17,482.24		
Equity warrants	10.38	8.05	3.22	1.75	1.16	2.92	2.28	2.71	5.13	1.13	0.52	1.81	0.93	0.08	0.08	3.06	3.98		
Derivative warrants	119.79	159.36	105.00	112.78	264.01	524.48	856.61	1,790.06	4,693.86	3,433.74	1,654.89	2,692.46	2,629.89	1,646.44	1,783.31	2,044.51	4,504.08		
CBBC	-	-	-	-	-	-	-	11.34	71.38	1,039.56	1,676.06	1,455.40	1,852.14	1,533.15	1,269.23	1,229.96	1,836.85		
ELI	-	-	-	0.33	0.48	0.24	0.00	-	-	-	-	-	-	-	-	-	-		
Debt securities	0.14	0.06	0.04	0.03	0.02	0.04	0.01	0.01	0.01	0.01	0.00	0.00	0.84	2.77	4.46	6.09	9.38		
Unit trusts and mutual funds	12.45	19.97	20.81	12.91	13.34	23.50	51.61	105.26	224.58	494.45	543.81	649.09	601.32	589.54	985.69	1,235.36	2,254.09		
ETFs	12.45	19.97	20.81	12.91	13.34	23.50	20.70	57.82	160.57	441.10	499.69	604.46	545.30	522.08	903.13	1,167.68	2,170.96		
REITs	-	-	-	-	-	-	30.91	47.44	51.50	51.49	43.08	43.89	55.52	67.15	82.36	67.42	82.03		
Others	0.00	0.00	0.00	0.00	0.00	0.00	0.00	0.00	12.52	1.85	1.05	0.74	0.50	0.31	0.20	0.27	1.10		
Market ratios⁽³⁾																			
Average dividend yield (%)	2.20	1.99	2.89	3.36	2.92	2.83	2.87	2.19	2.20	5.37	2.32	2.30	3.30	2.80	2.98	3.42	3.42		
Average P/E ratio (times)	26.77	12.95	12.30	14.98	19.08	18.80	15.61	17.39	22.56	7.27	18.19	16.72	9.71	10.52	11.28	10.94	9.99		
Average book value ratio (times)	2.16	1.81	1.35	1.11	1.68	1.89	1.93	2.52	2.81	1.17	1.91	2.00	1.41	1.50	1.45	1.38	1.24		
Annual turnover velocity (%)	37.53	60.55	47.14	41.96	41.54	51.12	44.13	48.49	80.54	123.16	65.12	58.89	68.82	43.41	46.67	50.40	70.82		

Notes:

- (1) Figures includes the number of companies for transfer of listing from GEM.
- (2) Turnover values have been adjusted for late reported and rejected sales.
- (3) Calculations are based on year-end figures of all listed stocks.

Market highlights – Derivatives market highlights

	Year		
	2013	2014	2015
All futures and options products (excluding stock options)			
No. of trading days	244.0	247.0	247.0
Contract volume	69,200,889	67,895,178	97,360,884
Equity index products	68,602,944	67,253,695	96,313,589
Equity products	459,190	427,609	729,013
Interest rates products	47	35	96
RMB Currency Futures	138,708	205,049	262,433
Gold Futures #	0	0	0
London Metal Mini Futures *	-	8,790	55,753
Average daily	283,610	274,879	394,174
Open interest at the year end	1,489,264	1,640,259	2,439,302
Equity index products	1,452,153	1,613,541	2,395,818
Equity products	18,409	14,916	20,088
Interest rates products	1	5	0
RMB Currency Futures	18,701	9,747	23,046
Gold Futures #	0	0	-
London Metal Mini Futures *	-	2,050	350
# Trading in Gold Futures suspended with effect from 27 May 2015			
* Trading in London Metal Mini Futures commenced on 01 Dec 2014			
Stock options			
No. of stock options classes at the year end	70	80	84
No. of stock options series at the year end	16,900	23,440	29,876
No. of newly introduced stock options classes	7	10	5
No. of trading days	244.0	247.0	247.0
Contract volume			
Annual total	60,827,975	74,543,861	92,463,479
Average daily	249,295	301,797	374,346
Premium (HK\$ Mil.)			
Annual total	38,733	52,328	80,303
Average daily	159	212	325
Number of trades			
Annual total	2,761,730	3,062,284	3,980,695
Average daily	11,319	12,398	16,116
Open interest at the year end	4,740,818	6,320,147	4,827,678
Contracts exercised	7,261,867	8,636,583	10,993,293
Average premium per contract (HK\$)	637	702	868
Average contract per trade (contracts)	22	24	23
No. of market makers	34	30	31
Put volume/call volume	1.11	0.96	0.93
Average daily contract volume/open interest	5.3%	4.8%	7.8%
All futures and options products			
Contract volume	130,028,864	142,439,039	189,824,363
Open interest at the year end	6,230,082	7,960,406	7,266,980

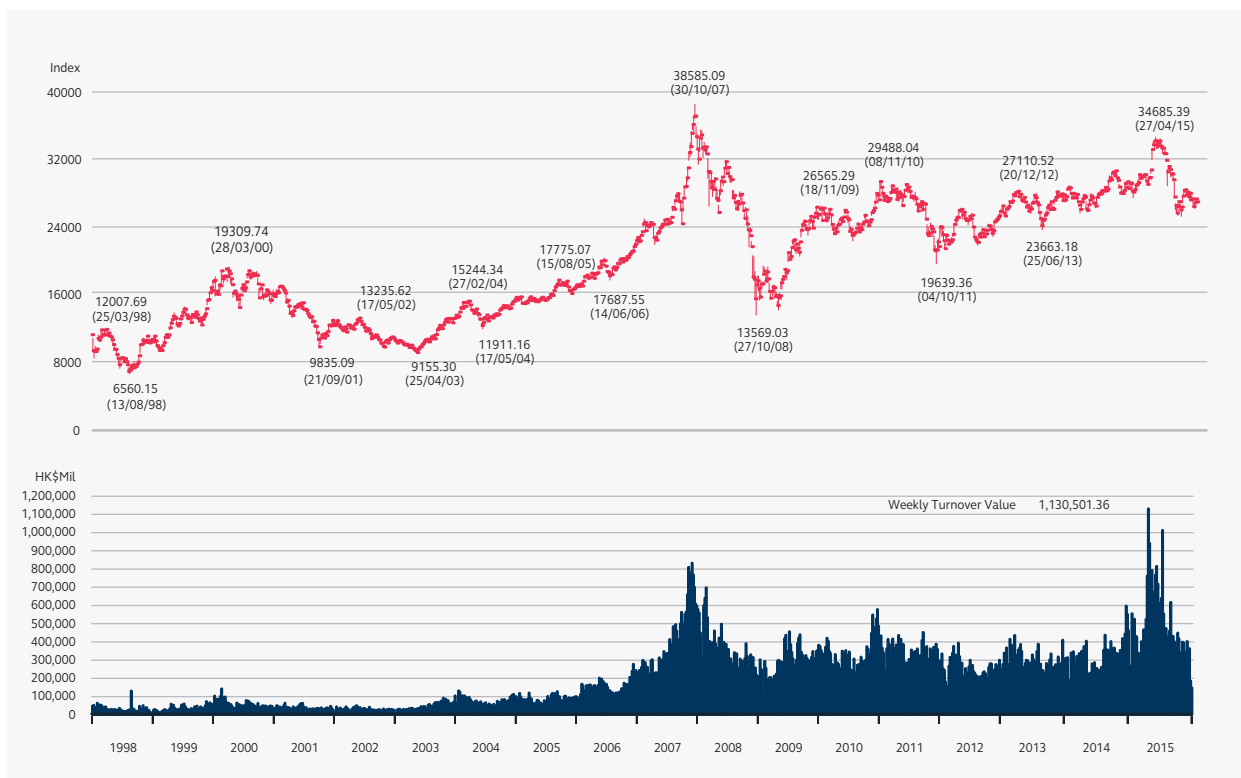
Market highlights – Clearing and Settlement

	Year		
	2013	2014	2015
CCASS Statistics			
Average Daily Exchange Trades Handled by CCASS			
– Number of trades	940,454	1,060,636	1,397,853
– Value of trades (HK\$bil.)	62.6	69.4	102.8
– Share quantity Involved (bil. shs)	141.1	138.8	216.8
Average Daily Settlement Instructions (“SIs”) Settled by CCASS			
– Number of SIs	83,055	88,791	101,029
– Value of SIs (HK\$bil.)	216.7	205.6	254.7
– Share quantity involved (bil. shs)	54.6	55.0	55.9
Average Daily Investor SIs (“ISIs”) Settled by CCASS			
– Number of ISIs	402	394	443
– Value of ISIs (HK\$mil.)	213.7	226.5	199.8
– Share quantity involved (mil. shs)	124.1	268.1	134.4
Average Daily Settlement Efficiency of CNS Stock Positions			
on Due Day (T+2) (%)	99.91	99.90	99.91
Average Daily Settlement Efficiency of CNS Stock Positions			
on the Day following the Due Day (T+3) (%)	99.99	99.99	99.99
Average Daily Buy-ins Executed on T+3			
– Number of brokers involved	4	4	5
– Number of buy-ins	5	5	5
– Value of buy-ins (HK\$mil.)	2.2	4.0	3.7
Shares Deposited in the CCASS Depository			
– Number of shares (bil. shs)	3,955.2	4,450.1	5,467.2
– Percentage of total issued shares of the admitted securities	70.87	71.29	74.50
– Value of shares (HK\$bil.)	13,878.9	14,911.9	15,071.2
– Percentage of the total market capitalisation of the admitted securities	52.68	54.09	56.58
DCASS Statistics			
Open Interest as at the year end (contracts)			
– Equity Index Futures	390,291	421,177	573,542
– Stock Futures	18,409	14,916	20,088
– Gold Futures #	0	0	–
– Interest Rates Futures	1	5	0
– RMB Currency Futures	18,701	9,747	23,046
– London Metal Mini Futures *	–	2,050	350
– Equity Index Options	1,061,862	1,192,364	1,822,276
– Stock Options	4,740,818	6,320,147	4,827,678
Cumulative Stock Options Exercised			
– Share quantity involved (mil. shs)	8,285	10,411	13,272
– Value of shares (HK\$bil.)	138	176	235

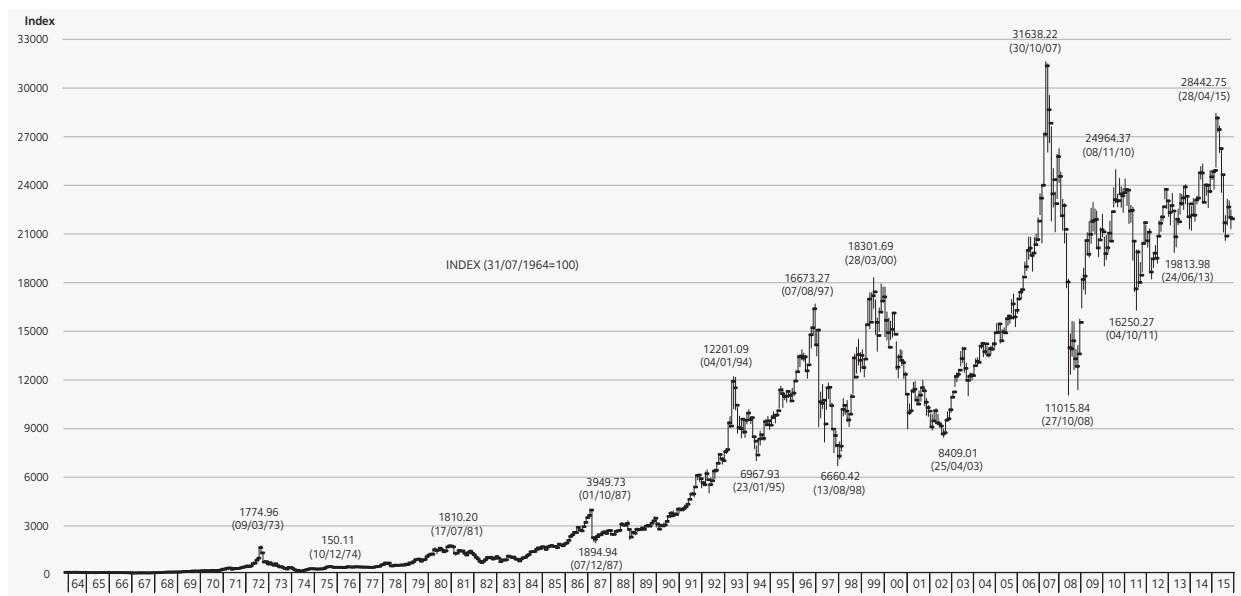
Trading in Gold Futures suspended with effect from 27 May 2015

* Trading in London Metal Mini Futures commenced on 01 Dec 2014

S&P/HKEX LargeCap Index, weekly movement 1998 – 2015



Hang Seng Index, monthly movement 1964 – 2015



S&P/HKEX LargeCap Index, daily closing (2015)

28 February 2003 = 10000

Date	Jan	Feb	Mar	Apr	May	Jun	Jul	Aug	Sep	Oct	Nov	Dec
1	-	-	-	30554.91	-	33770.31	-	-	26099.38	-	-	27547.23
2	28988.56	29769.70	30308.47	30782.09	-	33620.95	32129.11	-	25800.03	26387.50	27486.28	27677.55
3	-	29862.29	30101.54	-	-	33919.87	31922.68	30075.08	-	-	27732.74	27612.31
4	-	29985.86	29825.99	-	34170.70	33744.68	-	30052.72	25673.56	-	28331.61	27346.31
5	28813.11	30076.34	29472.52	-	33767.54	33357.68	-	30222.88	-	26835.44	28354.53	-
6	28523.99	30003.34	29460.20	-	33661.98	-	30923.61	30068.11	-	26850.23	28141.34	-
7	28786.87	-	-	-	33288.96	-	30642.98	30296.99	25347.53	27701.29	-	27308.39
8	28991.24	-	-	31938.85	33603.56	33413.22	28851.92	-	26150.06	27546.31	-	26948.26
9	29072.37	29828.42	29422.34	32777.67	-	33011.42	29950.85	-	27233.82	27684.33	28004.66	26821.78
10	-	29816.20	29142.88	33204.68	-	32654.25	30554.63	30246.61	26543.25	-	27672.51	26743.05
11	-	29571.30	28899.62	-	33727.32	32925.97	-	30181.90	26419.71	-	27606.48	26441.45
12	29234.59	29688.74	29031.23	-	33370.80	33366.17	-	29467.02	-	27971.55	28246.91	-
13	29476.47	29993.49	29072.58	34185.79	33221.25	-	30935.76	29651.43	-	27746.09	27596.27	-
14	29314.16	-	-	33613.40	33262.74	-	30805.51	29609.54	26512.63	27544.05	-	26249.93
15	29605.89	-	-	33669.02	33953.02	32864.95	30778.32	-	26390.05	28108.90	-	26201.94
16	29288.19	30047.63	29254.40	33858.85	-	32505.59	30898.89	-	27061.10	28370.61	27110.16	26758.22
17	-	30147.70	29177.62	33761.96	-	32700.49	31189.21	29384.93	26932.02	-	27389.93	27010.85
18	-	30209.27	29453.40	-	33688.73	32626.46	-	28967.74	27027.09	-	27301.78	26884.00
19	28861.21	-	29906.42	-	33795.98	32764.03	-	28560.56	-	28377.98	27696.50	-
20	29117.18	-	29811.79	33092.97	33664.82	-	31205.15	28037.86	-	28282.83	28012.19	-
21	29596.56	-	-	34001.91	33604.96	-	31348.71	27570.62	26796.13	-	-	26906.12
22	29841.16	-	-	34028.10	34204.11	33152.13	31029.39	-	26789.00	28053.78	-	26951.34
23	30217.15	30211.37	29981.68	33900.96	-	33438.23	31180.19	-	26224.96	28425.91	27901.18	27203.54
24	-	30118.43	29825.85	34211.85	-	33539.37	30824.44	26101.09	25952.63	-	27813.48	27343.50
25	-	30130.56	29963.38	-	-	33283.93	-	26351.18	26035.93	-	27699.22	-
26	30316.18	30289.69	29924.74	-	34534.39	32700.71	-	25966.63	-	28380.86	27703.50	-
27	30190.16	30206.52	29889.09	34685.39	34313.23	-	29900.55	26835.72	-	28424.27	27218.30	-
28	30245.60	-	-	34650.24	33590.16	-	30130.82	26557.41	-	28220.95	-	27055.20
29	29915.22	-	-	34578.88	33602.26	31804.23	30300.20	-	25245.78	28065.41	-	27120.74
30	29781.74	-	30334.86	34250.36	-	32097.85	30133.91	-	25563.43	27808.14	27112.91	26986.26
31	-	-	30376.17	-	-	-	30320.72	26679.25	-	-	-	27007.12
High	30316.18	30289.69	30376.17	34685.39	34534.39	33919.87	32129.11	30296.99	27233.82	28425.91	28354.53	27677.55
Low	28523.99	29571.30	28899.62	30554.91	33221.25	31804.23	28851.92	25966.63	25245.78	26387.50	27110.16	26201.94
Avg	29437.03	29997.60	29665.31	33460.41	33738.24	33057.39	30725.34	28613.58	26289.90	27839.32	27720.59	27005.69

S&P/HKEX LargeCap Index, daily movement (2015)



Hang Seng Index, daily closing (2015)

31 July 1964 = 100

Date	Jan	Feb	Mar	Apr	May	Jun	Jul	Aug	Sep	Oct	Nov	Dec
1	-	-	-	25082.75	-	27597.16	-	-	21185.43	-	-	22381.35
2	23857.82	24484.74	24887.44	25275.64	-	27466.72	26282.32	-	20934.94	21506.09	22370.04	22479.69
3	-	24554.78	24702.78	-	-	27657.47	26064.11	24411.42	-	-	22568.43	22417.01
4	-	24679.76	24465.38	-	28123.82	27551.89	-	24406.12	20840.61	-	23053.57	22235.89
5	23721.32	24765.49	24193.04	-	27755.54	27260.16	-	24514.16	-	21854.50	23051.04	-
6	23485.41	24679.39	24164.00	-	27640.91	-	25236.28	24375.28	-	21831.62	22867.33	-
7	23681.26	-	-	-	27289.97	-	24975.31	24552.47	20583.52	22515.76	-	22203.22
8	23835.53	-	-	26236.86	27577.34	27316.28	23516.56	-	21259.04	22354.91	-	21905.13
9	23919.95	24521.00	24123.05	26944.39	-	26989.52	24392.79	-	22131.31	22458.80	22726.77	21803.76
10	-	24528.10	23896.98	27272.39	-	26687.64	24901.28	24521.12	21562.50	-	22401.70	21704.61
11	-	24315.02	23717.97	-	27718.20	26907.85	-	24498.21	21504.37	-	22352.17	21464.05
12	24026.46	24422.15	23797.96	-	27407.18	27280.54	-	23916.02	-	22730.93	22888.92	-
13	24215.97	24682.54	23823.21	28016.34	27249.28	-	25224.01	24018.80	-	22600.46	22396.14	-
14	24112.60	-	-	27561.49	27286.55	-	25120.91	23991.03	21561.90	22439.91	-	21309.85
15	24350.91	-	-	27618.82	27822.28	26861.81	25055.76	-	21455.23	22888.17	-	21274.37
16	24103.52	24726.53	23949.55	27739.71	-	26566.70	25162.78	-	21966.66	23067.37	22010.82	21701.21
17	-	24784.88	23901.49	27653.12	-	26753.79	25415.27	23814.65	21854.63	-	22264.25	21872.06
18	-	24832.08	24120.08	-	27591.25	26694.66	-	23474.97	21920.83	-	22188.26	21755.56
19	23738.49	-	24468.89	-	27693.54	26760.53	-	23167.85	-	23075.61	22500.22	-
20	23951.16	-	24375.24	27094.93	27585.05	-	25404.81	22757.47	-	22989.22	22754.72	-
21	24352.58	-	-	27850.49	27523.72	-	25536.43	22409.62	21756.93	-	-	21791.68
22	24522.63	-	-	27933.85	27992.83	27080.85	25282.62	-	21796.58	22845.37	-	21830.02
23	24850.45	24836.76	24494.51	27827.70	-	27333.46	25398.85	-	21302.91	23151.94	22665.90	22040.59
24	-	24750.07	24399.60	28060.98	-	27404.97	25128.51	21251.57	21095.98	-	22587.63	22138.13
25	-	24778.28	24528.23	-	-	27145.75	-	21404.96	21186.32	-	22498.00	-
26	24909.90	24902.06	24497.08	-	28249.86	26663.87	-	21080.39	-	23116.25	22488.94	-
27	24807.28	24823.29	24486.20	28433.59	28081.21	-	24351.96	21838.54	-	23142.73	22068.32	-
28	24861.81	-	-	28442.75	27454.31	-	24503.94	21612.39	-	22956.57	-	21919.62
29	24595.85	-	-	28400.34	27424.19	25966.98	24619.45	-	20556.60	22819.94	-	21999.62
30	24507.05	-	24855.12	28133.00	-	26250.03	24497.98	-	20846.30	22640.04	21996.42	21882.15
31	-	-	24900.89	-	-	-	24636.28	21670.58	-	-	-	21914.40
High	24909.90	24902.06	24900.89	28442.75	28249.86	27657.47	26282.32	24552.47	22131.31	23151.94	23053.57	22479.69
Low	23485.41	24315.02	23717.97	25082.75	27249.28	25966.98	23516.56	21080.39	20556.60	21506.09	21996.42	21274.37
Avg	24209.90	24670.38	24306.76	27451.53	27656.16	27009.03	25032.19	23223.22	21365.13	22649.31	22509.50	21910.18

Note: HSI is compiled by Hang Seng Indexes Company Limited

Hang Seng Index, daily movement (2015)

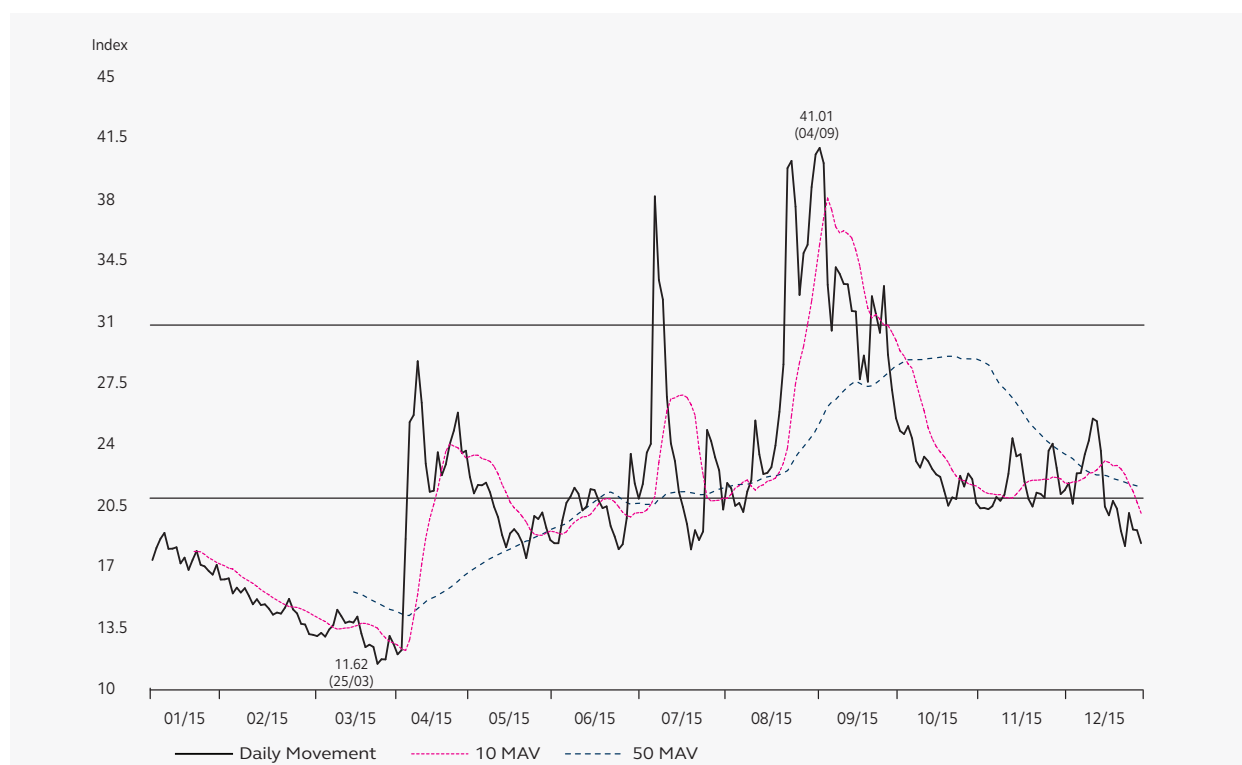


HSI Volatility Index, daily closing (2015)

Date	Jan	Feb	Mar	Apr	May	Jun	Jul	Aug	Sep	Oct	Nov	Dec
1	-	-	-	12.16	-	18.67	-	-	38.78	-	-	22.78
2	17.53	15.96	13.31	12.40	-	18.49	21.03	-	40.64	27.23	22.14	21.29
3	-	15.68	13.27	-	-	18.49	21.86	21.92	-	-	20.78	21.51
4	-	15.93	13.20	-	21.33	19.80	-	21.62	41.01	-	20.48	21.92
5	18.22	15.50	13.38	-	21.81	20.79	-	20.62	-	25.61	20.50	-
6	18.74	15.01	13.17	-	21.79	-	23.65	20.78	-	24.89	20.43	-
7	19.08	-	-	-	21.94	-	24.15	20.27	40.14	24.71	-	20.74
8	18.17	-	-	18.73	21.39	21.14	38.25	-	33.21	25.16	-	22.47
9	18.18	15.30	13.58	25.39	-	21.65	33.49	-	30.60	24.46	20.60	22.49
10	-	14.97	13.82	25.79	-	21.31	32.37	21.44	34.21	-	21.12	23.55
11	-	15.01	14.70	-	20.57	20.36	-	22.07	33.83	-	20.91	24.33
12	18.26	14.76	14.34	-	19.97	20.58	-	25.48	-	23.16	21.25	-
13	17.34	14.42	13.95	28.86	18.96	-	26.82	23.55	-	22.80	22.44	-
14	17.67	-	-	26.49	18.26	-	24.17	22.43	33.26	23.42	-	25.59
15	16.97	-	-	23.02	19.05	21.57	23.17	-	33.24	23.16	-	25.44
16	17.54	14.54	14.03	21.42	-	21.52	21.40	-	31.72	22.72	24.47	23.75
17	-	14.48	13.97	21.48	-	20.93	20.55	22.50	31.69	-	23.44	20.58
18	-	14.82	14.31	-	19.29	20.49	-	22.82	27.83	-	23.56	20.08
19	18.05	-	13.34	-	19.01	20.59	-	24.05	-	22.41	22.00	-
20	17.26	-	12.57	23.67	18.53	-	19.58	25.97	-	22.27	21.01	-
21	17.17	-	-	22.36	17.64	-	18.14	28.68	29.18	-	-	20.90
22	16.91	-	-	22.98	18.77	19.47	19.23	-	27.69	21.47	-	20.46
23	16.70	15.32	12.71	24.15	-	18.88	18.67	-	32.56	20.63	20.58	19.19
24	-	14.72	12.58	24.90	-	18.15	19.16	39.86	31.55	-	21.37	18.33
25	-	14.49	11.62	-	-	18.43	-	40.27	30.48	-	21.30	-
26	17.26	13.90	11.88	-	20.04	19.91	-	37.66	-	21.10	21.09	-
27	16.42	13.86	11.87	25.93	19.87	-	24.94	32.63	-	21.01	23.76	-
28	16.43	-	-	23.62	20.24	-	24.31	35.02	-	22.33	-	20.21
29	16.49	-	-	23.76	19.36	23.58	23.38	-	33.14	21.72	-	19.27
30	15.63	-	13.21	22.26	-	21.90	22.64	-	29.23	22.46	24.16	19.23
31	-	-	12.75	-	-	-	20.41	35.49	-	-	-	18.49
High	19.08	15.96	14.70	28.86	21.94	23.58	38.25	40.27	41.01	27.23	24.47	25.59
Low	15.63	13.86	11.62	12.16	17.64	18.15	18.14	20.27	27.69	20.63	20.43	18.33
Avg	17.43	14.93	13.25	22.60	19.89	20.30	23.70	26.91	33.20	23.14	21.78	21.48

Note: VHSI is compiled by Hang Seng Indexes Company Limited

HSI Volatility Index, daily movement (2015)



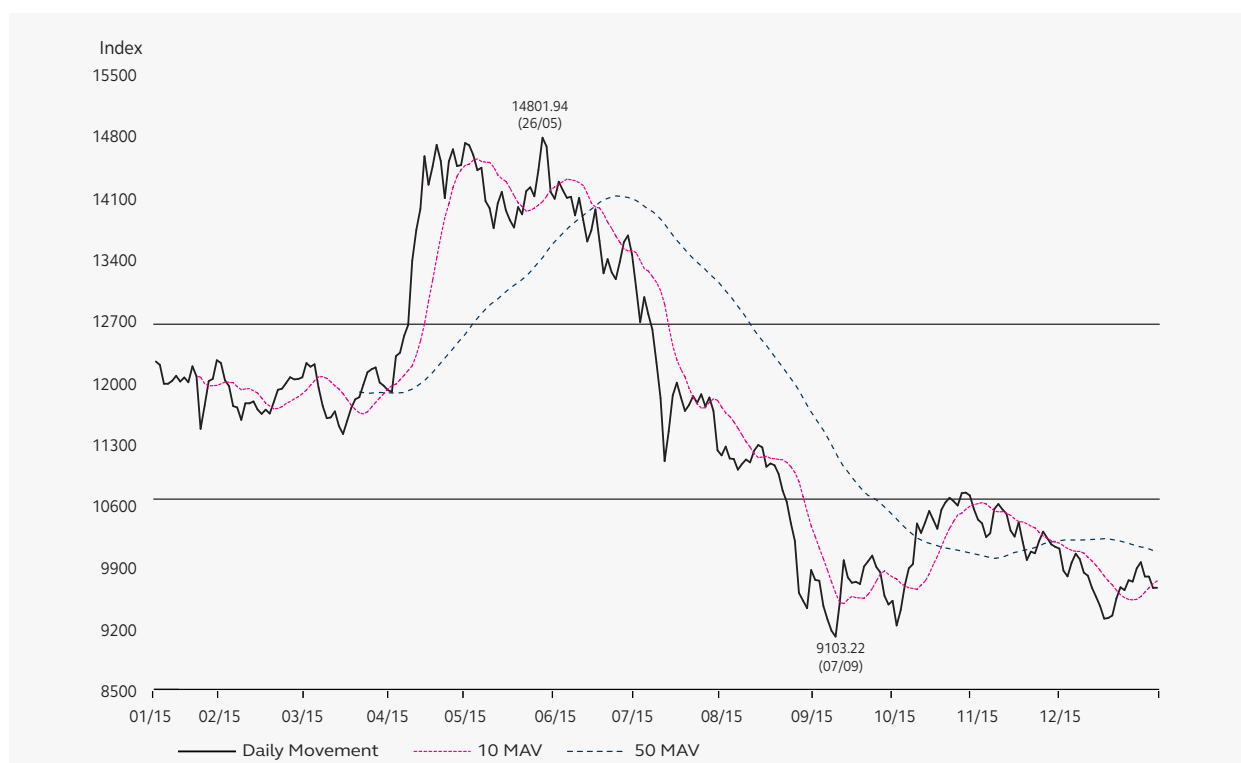
Hang Seng China Enterprises Index, daily closing (2015)

3 January 2000 = 2000

Date	Jan	Feb	Mar	Apr	May	Jun	Jul	Aug	Sep	Oct	Nov	Dec
1	-	-	-	12537.28	-	14299.45	-	-	9454.11	-	-	9947.94
2	12245.35	11578.30	12213.75	12663.12	-	14201.63	12784.65	-	9301.32	9686.64	10240.33	10050.36
3	-	11768.58	11945.25	-	-	14114.94	12608.98	11009.96	-	-	10283.42	9987.84
4	-	11767.49	11738.67	-	14459.15	14127.01	-	11074.92	9169.59	-	10560.74	9834.28
5	12206.71	11789.19	11597.77	-	14077.62	13914.61	-	11125.84	-	9883.71	10617.67	-
6	11990.79	11697.32	11606.93	-	13997.35	-	12231.43	11093.27	-	9931.53	10555.97	-
7	11991.02	-	-	-	13768.47	-	-	11827.30	9103.22	10394.79	-	9798.19
8	12023.75	-	-	13396.59	14049.66	14113.98	11107.30	-	9479.48	10287.41	-	9660.87
9	12081.24	11647.42	11675.92	13748.37	-	13861.96	11446.37	-	9975.53	10406.79	10506.41	9558.76
10	-	11695.26	11507.63	13987.53	-	13616.67	11858.55	11291.66	9780.16	-	10314.74	9450.49
11	-	11651.01	11417.34	-	14182.98	13743.25	-	11264.64	9718.28	-	10245.53	9308.00
12	12016.66	11783.61	11565.80	-	13973.00	13984.00	-	11042.79	-	10538.19	10408.93	-
13	12063.02	11922.56	11712.23	14590.45	13859.55	-	12003.83	11080.92	-	10437.69	10181.47	-
14	12008.37	-	-	14264.81	13775.95	-	11836.17	11060.06	9728.72	10334.42	-	9315.91
15	12190.52	-	-	14471.82	14009.76	13622.76	11681.20	-	9704.27	10552.93	-	9344.07
16	12076.74	11934.57	11813.78	14720.13	-	13252.93	11749.08	-	9904.71	10637.01	9978.70	9538.66
17	-	11998.51	11837.78	14536.67	-	13414.83	11850.14	10962.24	9964.17	-	10073.43	9666.52
18	-	12066.10	11981.97	-	13926.28	13263.37	-	10770.05	10028.38	-	10055.28	9634.41
19	11475.85	-	12122.20	-	14191.50	13186.05	-	10642.24	-	10688.54	10193.11	-
20	11741.78	-	12156.40	14111.34	14235.90	-	11773.92	10402.72	-	10649.45	10302.00	-
21	12021.32	-	-	14531.28	14132.16	-	11871.54	10195.05	9899.37	-	-	9746.99
22	12047.27	-	-	14669.73	14433.36	13383.68	11734.27	-	9835.39	10600.52	-	9731.53
23	12260.06	12041.49	12177.82	14478.20	-	13609.47	11834.47	-	9570.25	10742.04	10229.43	9882.95
24	-	12046.20	12005.02	14488.99	-	13684.80	11679.02	9602.29	9469.81	-	10156.63	9953.21
25	-	12064.80	11968.91	-	-	13467.90	-	9514.04	9512.26	-	10127.87	-
26	12228.16	12227.75	11919.69	-	14801.94	13088.19	-	9427.93	-	10747.68	10108.39	-
27	12030.38	12185.85	11898.09	14741.20	14701.88	-	11230.67	9863.61	-	10714.79	9855.66	-
28	11963.64	-	-	14714.79	14183.00	-	11173.04	9750.73	-	10558.47	-	9789.46
29	11736.09	-	-	14603.04	14103.81	12694.66	11273.69	-	9230.50	10439.38	-	9788.91
30	11720.10	-	12306.56	14431.11	-	12981.23	11137.33	-	9405.50	10396.58	9790.64	9659.88
31	-	-	12346.09	-	-	-	11131.68	9741.41	-	-	-	9661.03
High	12260.06	12227.75	12346.09	14741.20	14801.94	14299.45	12784.65	11291.66	10028.38	10747.68	10617.67	10050.36
Low	11475.85	11578.30	11417.34	12537.28	13768.47	12694.66	11107.30	9427.93	9103.22	9686.64	9790.64	9308.00
Avg	12005.66	11881.45	11887.07	14194.02	14150.70	13619.43	11719.30	10578.30	9611.75	10431.43	10227.92	9695.92

Note: HSCEI is compiled by Hang Seng Indexes Company Limited

Hang Seng China Enterprises Index, daily movement (2015)



Hang Seng China-Affiliated Corporations Index, daily closing (2015)

3 January 2000 = 2000

Date	Jan	Feb	Mar	Apr	May	Jun	Jul	Aug	Sep	Oct	Nov	Dec
1	-	-	-	4717.90	-	5228.15	-	-	3909.83	-	-	4171.61
2	4448.19	4480.24	4677.33	4795.99	-	5176.88	4855.67	-	3858.18	4042.10	4109.00	4185.23
3	-	4518.56	4628.69	-	-	5183.09	4775.16	4364.22	-	-	4137.17	4174.70
4	-	4567.79	4573.53	-	5589.56	5137.67	-	4377.10	3862.39	-	4240.85	4172.82
5	4438.60	4582.54	4574.62	-	5495.43	5100.58	-	4407.23	-	4063.23	4244.00	-
6	4394.08	4549.11	4578.40	-	5387.97	-	4541.58	4376.62	-	4021.49	4214.97	-
7	4422.16	-	-	-	5256.89	-	4419.03	4395.03	3830.39	4182.48	-	4148.12
8	4468.00	-	-	5068.38	5376.58	5072.66	4110.81	-	3976.66	4090.90	-	4086.53
9	4513.35	4536.66	4535.19	5227.81	-	4965.94	4388.74	-	4108.67	4135.40	4172.26	4083.81
10	-	4533.79	4453.96	5246.68	-	4927.26	4535.19	4438.98	4014.41	-	4088.54	4024.74
11	-	4498.01	4408.54	-	5472.95	4947.53	-	4482.55	4020.17	-	4074.66	3978.40
12	4495.11	4567.77	4423.41	-	5385.62	5050.41	-	4338.05	-	4228.16	4170.01	-
13	4511.92	4618.61	4389.86	5325.88	5320.18	-	4582.69	4309.95	-	4238.58	4112.15	-
14	4517.85	-	-	5218.27	5289.58	-	4534.93	4311.61	4020.15	4186.24	-	3944.77
15	4552.31	-	-	5260.03	5345.63	4978.44	4492.09	-	3984.38	4283.64	-	3967.60
16	4496.82	4627.21	4403.44	5323.72	-	4897.90	4539.63	-	4063.13	4275.44	4054.68	4022.46
17	-	4620.96	4425.18	5358.24	-	4933.04	4600.52	4297.53	4073.24	-	4110.76	4042.84
18	-	4623.57	4463.24	-	5286.65	4919.24	-	4232.91	4048.53	-	4095.47	4007.17
19	4423.59	-	4471.03	-	5308.62	4883.49	-	4181.86	-	4285.91	4139.63	-
20	4465.18	-	4457.15	5207.37	5291.75	-	4594.52	4106.96	-	4267.17	4180.82	-
21	4571.18	-	-	5382.46	5258.82	-	4657.38	4053.78	4012.10	-	-	4016.08
22	4565.84	-	-	5502.74	5306.79	4938.35	4591.85	-	4056.26	4209.84	-	3998.46
23	4623.30	4618.85	4484.42	5518.95	-	5033.03	4613.52	-	3919.98	4253.69	4162.03	4055.44
24	-	4620.20	4489.28	5520.31	-	5048.84	4568.51	3825.42	3914.16	-	4171.37	4061.99
25	-	4641.51	4525.45	-	-	5011.17	-	3820.13	3920.40	-	4153.15	-
26	4586.36	4671.39	4515.05	-	5370.16	4904.81	-	3800.11	-	4260.55	4141.13	-
27	4572.68	4657.10	4546.98	5595.60	5340.57	-	4356.23	4025.64	-	4221.12	4043.87	-
28	4571.44	-	-	5591.32	5209.69	-	4365.82	4057.83	-	4164.48	-	4036.47
29	4504.91	-	-	5576.54	5176.19	4781.24	4385.72	-	3793.17	4138.73	-	4063.36
30	4480.65	-	4638.31	5554.67	-	4876.74	4402.41	-	3901.65	4146.37	4050.08	4030.10
31	-	-	4650.05	-	-	-	4421.12	4042.55	-	-	-	4052.12
High	4623.30	4671.39	4677.33	5595.60	5589.56	5228.15	4855.67	4482.55	4108.67	4285.91	4244.00	4185.23
Low	4394.08	4480.24	4389.86	4717.90	5176.19	4781.24	4110.81	3800.11	3793.17	4021.49	4043.87	3944.77
Avg	4505.88	4585.22	4514.23	5315.41	5340.51	4999.84	4515.14	4202.19	3964.39	4184.78	4136.50	4060.22

Note: HSCCI is compiled by Hang Seng Indexes Company Limited

Hang Seng China-Affiliated Corporation Index, daily movement (2015)



Number of securities by type, 2011 – 2015

Type	Year				
	2011	2012	2013	2014	2015
Ordinary shares	1,327	1369	1,452	1,549	1,645
Preference shares	3	3	3	6	8
Equity warrants	13	10	8	10	12
Derivative warrants	4,027	3,747	4,715	4,938	4,590
Equity linked instruments	0	0	0	0	0
Callable bull/bear contracts	901	1,214	1,620	1,579	1,630
Unit trusts/Mutual funds	88	111	129	134	145
– Exchange Traded Funds (ETFs)	77	100	116	122	133
– REITs	9	9	11	11	11
– Others	2	2	2	1	1
Debt securities	192	269	403	640	762
Total	6,551	6,723	8,330	8,856	8,792

Number of newly listed securities, 2011 – 2015

Type	Year				
	2011	2012	2013	2014	2015
Ordinary shares *	88	52	87	103	104
– Newly listed companies	76	50	79	96	90
– Transfer of listing from GEM	12	2	8	7	14
Preference shares	0	0	0	4	2
Equity warrants	7	3	3	7	7
Derivative warrants	6,917	5,886	7,264	7,560	6,336
Equity link instruments	0	0	0	0	0
Callable bull/bear contracts	5,334	6,056	8,948	9,983	11,213
Unit trusts/Mutual funds	9	35	18	12	14
– Exchange Traded Funds (ETFs)	8	35	16	12	14
– REITs	1	0	2	0	0
– Others	0	0	0	0	0
Debt securities	50	109	170	281	177
Total	12,405	12,141	16,490	17,950	17,853

* Includes the number of companies for transfer of listing from GEM.

Number of delisted securities, 2011-2015

Type	Year				
	2011	2012	2013	2014	2015
Ordinary shares	6	10	4	6	8
Preference shares	0	0	0	0	0
Equity warrants	16	6	5	5	5
Derivative warrants	8,038	6,166	6,296	7,337	6,684
Equity linked instruments	0	0	0	0	0
Callable bull/bear contracts	5,497	5,743	8,542	10,024	11,162
Unit trusts/mutual funds	0	12	0	7	3
– Exchange Traded Funds (ETFs)	0	12	0	6	3
– REITs	0	0	0	0	0
– Others	0	0	0	1	0
Debt securities	27	32	36	44	55
Total	13,584	11,969	14,883	17,423	17,917

Total market capitalisation by Hang Seng Industry Classification System

HK\$mil

Industry Classification *	2015											
	Jan	Feb	Mar	Apr	May	Jun	Jul	Aug	Sep	Oct	Nov	Dec
Energy	1,144,939.76	1,202,883.68	1,186,088.86	1,402,725.65	1,338,249.23	1,260,907.73	1,076,433.54	984,418.69	868,287.54	964,606.74	900,706.88	863,905.93
Materials	519,219.57	540,471.09	513,524.74	637,614.21	682,764.23	620,415.95	511,832.58	442,664.59	420,444.04	451,911.37	430,067.58	430,567.63
Industrials	1,090,857.40	1,137,340.34	1,282,000.17	1,549,643.35	1,470,215.69	1,348,025.89	1,185,449.26	1,069,691.16	1,064,251.99	1,157,198.75	1,144,635.25	1,140,245.89
Consumer Goods	2,795,993.47	2,807,189.05	2,864,519.89	3,215,461.13	3,329,012.47	3,201,000.89	2,913,939.91	2,593,748.75	2,598,325.28	2,773,896.58	2,810,680.66	2,793,120.90
Consumer Services	1,951,820.41	1,917,597.28	1,837,996.13	2,027,217.09	2,007,421.21	1,877,236.28	1,801,779.68	1,508,211.44	1,381,723.93	1,573,462.35	1,483,067.99	1,527,830.15
Telecommunications	2,614,337.39	2,716,573.40	2,604,360.11	2,885,590.09	2,661,802.02	2,562,096.08	2,575,427.90	2,379,662.35	2,339,823.50	2,372,765.21	2,278,986.11	2,257,393.20
Utilities	1,546,692.85	1,518,596.38	1,564,869.50	1,717,897.16	1,689,021.46	1,601,491.14	1,573,456.19	1,431,644.30	1,464,015.48	1,535,952.34	1,442,632.59	1,459,610.16
Financials	7,399,431.72	7,578,064.08	7,728,187.33	9,159,290.65	9,223,769.84	8,740,508.62	7,862,135.65	6,825,030.57	6,568,671.60	7,241,815.21	7,099,600.47	7,180,570.15
Properties & Construction	3,590,705.74	3,588,290.33	3,695,724.88	4,404,333.63	4,023,162.81	4,043,237.20	3,724,388.78	3,277,022.62	3,286,167.01	3,503,646.86	3,397,877.28	3,519,996.21
Information Technology	1,817,924.55	1,889,392.57	2,086,428.71	2,402,532.22	2,412,848.44	2,289,298.93	2,046,887.74	1,843,869.69	1,842,051.36	2,046,247.18	2,146,472.44	2,101,788.22
Conglomerates	1,122,198.51	1,157,868.32	1,170,566.62	1,299,952.09	1,580,638.55	1,210,164.91	1,192,539.80	1,149,215.43	1,132,225.86	1,206,076.88	1,146,875.45	1,150,526.51
Total	25,594,121.36	26,054,266.51	26,534,266.95	30,702,257.25	30,418,905.96	28,754,383.61	26,464,271.05	23,505,179.58	22,965,987.58	24,827,579.49	24,281,602.71	24,425,554.96

Note: Month-end figures

* Hang Seng Industry Classification System (HSICS) is provided by Hang Seng Indexes Company Limited.

Market capitalisation trends by Hang Seng Industry Classification System, 2011 – 2015

HK\$mil

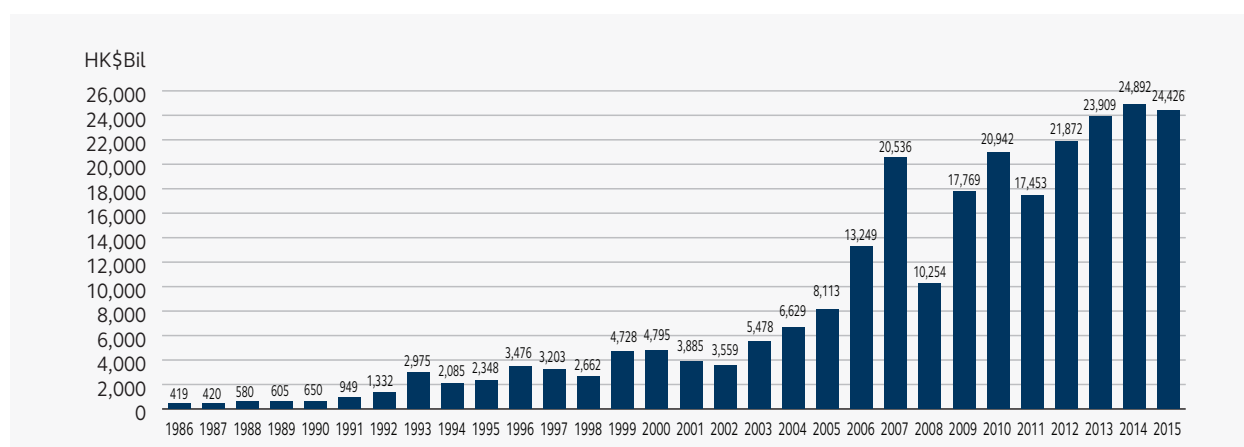
Industry Classification *	2011		2012		2013		2014		2015	
Energy	1,368,530.62	(7.84%)	1,666,653.89	(7.62%)	1,482,756.24	(6.20%)	1,170,235.26	(4.70%)	863,905.93	(3.54%)
Materials	457,345.49	(2.62%)	538,514.95	(2.46%)	469,275.05	(1.96%)	528,765.91	(2.12%)	430,567.63	(1.76%)
Industrials	277,170.93	(1.59%)	384,864.58	(1.76%)	855,994.96	(3.58%)	1,053,163.18	(4.23%)	1,140,245.89	(4.67%)
Consumer Goods	2,004,405.29	(11.48%)	2,384,569.46	(10.90%)	2,808,608.74	(11.75%)	2,753,058.96	(11.06%)	2,793,120.90	(11.44%)
Consumer Services	1,605,705.74	(9.20%)	2,000,483.80	(9.15%)	2,535,067.31	(10.60%)	1,961,301.81	(7.88%)	1,527,830.15	(6.26%)
Telecommunications	2,070,928.00	(11.87%)	2,292,688.57	(10.48%)	2,070,962.55	(8.66%)	2,331,548.30	(9.37%)	2,257,393.20	(9.24%)
Utilities	742,408.36	(4.25%)	1,068,308.19	(4.88%)	1,291,040.67	(5.40%)	1,500,944.84	(6.03%)	1,459,610.16	(5.98%)
Financials	5,331,304.00	(30.55%)	6,706,661.48	(30.66%)	6,945,428.14	(29.05%)	7,457,460.92	(29.96%)	7,180,570.15	(29.40%)
Properties & Construction	2,016,954.32	(11.56%)	3,320,089.99	(15.18%)	3,221,695.40	(13.47%)	3,454,253.90	(13.88%)	3,519,996.21	(14.41%)
Information Technology	650,437.54	(3.73%)	822,786.42	(3.76%)	1,428,651.93	(5.98%)	1,629,885.93	(6.55%)	2,101,788.22	(8.60%)
Conglomerates	927,476.78	(5.31%)	686,108.84	(3.14%)	799,322.80	(3.34%)	1,051,800.01	(4.23%)	1,150,526.51	(4.71%)
Equity total	17,452,667.08	(100.00%)	21,871,730.17	(100.00%)	23,908,803.80	(100.00%)	24,892,419.04	(100.00%)	24,425,554.96	(100.00%)

() % of equity market total

Year-end figures

* Hang Seng Industry Classification System (HSICS) is provided by Hang Seng Indexes Company Limited.

Market capitalisation, 1986 – 2015



50 leading companies in market capitalisation

End of 2015

Rank	Code	Company	Issued capital (shares)	Closing price (HK\$)	Market capitalisation (HK\$mil)	% of equity total
1	00941	China Mobile Ltd.	20,475,482,897	87.500	1,791,604.75	7.33
2	00700	Tencent Holdings Ltd.	9,403,051,555	152.500	1,433,965.36	5.87
3	00939	China Construction Bank Corporation – H Shares	240,417,319,880	5.310	1,276,615.97	5.23
4	00005	HSBC Holdings plc	19,684,653,543	61.900	1,218,480.05	4.99
5	01299	AIA Group Ltd.	12,048,349,319	46.600	561,453.08	2.30
6	02378	Prudential plc *	2,572,454,958	180.000	-	463,041.89 N.A.
7	01398	Industrial and Commercial Bank of China Ltd. – H Shares	86,794,044,550	4.680	406,196.13	1.66
8	00001	CK Hutchison Holdings Ltd.	3,859,678,500	104.600	403,722.37	1.65
9	00267	CITIC Ltd.	29,090,262,630	13.720	399,118.40	1.63
10	00883	CNOOC Ltd.	44,647,455,984	8.070	360,304.97	1.48
11	02318	Ping An Insurance (Group) Co. of China Ltd. – H Shares	7,447,576,912	43.000	320,245.81	1.31
12	03988	Bank of China Ltd. – H Shares	83,622,276,395	3.460	289,333.08	1.18
13	00011	Hang Seng Bank Ltd.	1,911,842,736	147.500	281,996.80	1.15
14	00016	Sun Hung Kai Properties Ltd.	2,893,373,342	93.600	270,819.74	1.11
15	00688	China Overseas Land & Investment Ltd.	9,860,581,381	27.200	268,207.81	1.10
16	02388	BOC Hong Kong (Holdings) Ltd.	10,572,780,266	23.700	250,574.89	1.03
17	00388	Hong Kong Exchanges and Clearing Ltd.	1,208,536,325	198.500	239,894.46	0.98
18	00945	Manulife Financial Corporation *	1,971,738,887	118.500	-	233,651.06 N.A.
19	00762	China Unicom (Hong Kong) Ltd.	23,947,081,083	9.450	226,299.92	0.93
20	00066	MTR Corporation Ltd.	5,857,112,236	38.400	224,913.11	0.92
21	02888	Standard Chartered PLC	3,278,070,872	65.400	214,385.84	0.88
22	01928	Sands China Ltd.	8,069,197,870	26.550	214,237.20	0.88
23	01113	Cheung Kong Property Holdings Ltd.	3,859,678,500	50.400	194,527.80	0.80
24	03328	Bank of Communications Co., Ltd. – H Shares	35,011,862,630	5.460	191,164.77	0.78
25	02628	China Life Insurance Co. Ltd. – H Shares	7,441,175,000	25.050	186,401.43	0.76
26	01038	Cheung Kong Infrastructure Holdings Ltd.	2,519,610,945	71.800	180,908.07	0.74
27	00003	Hong Kong and China Gas Co. Ltd., The	11,560,947,508	15.200	175,726.40	0.72
28	00002	CLP Holdings Ltd.	2,526,450,570	65.850	166,366.77	0.68
29	00566	Hanergy Thin Film Power Group Ltd.	41,747,100,648	3.910	163,231.16	0.67
30	00012	Henderson Land Development Co. Ltd.	3,306,732,467	47.500	157,069.79	0.64
31	01109	China Resources Land Ltd.	6,930,939,579	22.600	156,639.23	0.64
32	00006	Power Assets Holdings Ltd.	2,134,261,654	71.300	152,172.86	0.62
33	00805	Glencore plc *	13,263,405,466	10.200	-	135,286.74 N.A.
34	01972	Swire Properties Ltd.	5,850,000,000	22.400	131,040.00	0.54
35	00004	Wharf (Holdings) Ltd., The	3,031,027,327	43.000	130,334.18	0.53
36	00019	Swire Pacific Ltd. "A"	905,206,000 "A"	87.200	126,378.25	0.52
	00087	Swire Pacific Ltd. "B"	2,995,220,000 "B"	15.840		
37	00386	China Petroleum & Chemical Corporation – H Shares	25,513,438,600	4.680	119,402.89	0.49
38	00857	PetroChina Co. Ltd. – H Shares	21,098,900,000	5.080	107,182.41	0.44
39	00530	Goldin Financial Holdings Ltd.	6,987,581,992	15.240	106,490.75	0.44
40	00656	Fosun International Ltd.	8,609,881,144	12.100	104,179.56	0.43
41	00027	Galaxy Entertainment Group Ltd.	4,259,210,025	24.450	104,137.69	0.43
42	01288	Agricultural Bank of China Ltd. – H Shares	30,738,823,096	3.170	97,442.07	0.40
43	03333	Evergrande Real Estate Group Ltd.	13,971,745,900	6.820	95,287.31	0.39
44	01044	Hengan International Group Co. Ltd.	1,218,083,221	73.200	89,163.69	0.37
45	02601	China Pacific Insurance (Group) Co., Ltd. – H Shares	2,775,300,000	31.900	88,532.07	0.36
46	00992	Lenovo Group Ltd.	11,108,654,724	7.870	87,425.11	0.36
47	00966	China Taiping Insurance Holdings Co. Ltd.	3,594,018,538	24.000	86,256.44	0.35
48	03968	China Merchants Bank Co., Ltd. – H Shares	4,590,901,172	18.300	84,013.49	0.34
49	00101	Hang Lung Properties Ltd.	4,497,175,670	17.640	79,330.18	0.32
50	02799	China Huarong Asset Management Co., Ltd. – H Shares	25,043,852,918	3.070	76,884.63	0.31
Total					14,090,058.76	57.69
Equity total					24,425,554.96	100.00

* Figures is not included in Total

20 Stocks with largest price changes (increase)

Rank	Stock Code	Stock Name	Closing price (HK\$)		% up
			2014	2015	
1	02326	BEP INT'L HOLD	0.030 A	0.650	2,066.67
2	01143	TELEFIELD	0.620	9.950	1,504.84
3	00143	GLOBAL TECH	0.066	0.440	566.67
4	00708	EVERG HEALTH	0.355 A	2.320	553.52
5	00915	DAOHE GLOBAL	0.204 A	1.320	547.06
6	00117	EYANG HOLDINGS	0.730	3.950	441.10
7	01282	CHINA GOLDJOY	0.199	1.040	422.61
8	01182	SUCCESS DRAGON	0.225	1.170	420.00
9	02322	NOBLE CENTURY	0.710 A	3.630	411.27
10	01315	VISION FAME	1.710	8.520	398.25
11	01831	SHIFANG HLDG	0.490	2.360	381.63
12	00378	CIAM GROUP	0.264 A	1.260	377.27
13	00885	RENTIAN TECH	0.126 A	0.570	352.38
14	01250	BE CLEAN ENERGY	0.140 A	0.630	350.00
15	00650	SHUN CHEONG	0.650	2.830	335.38
16	00680	NAN HAI CORP	0.040	0.171	327.50
17	00431	G CHINA FIN-NEW	0.339 A	1.400	312.98
18	00265	ORIENT VICTORY	0.100 A	0.400	300.00
19	00279	FREEMAN FIN	0.120	0.480	300.00
20	02011	KEE	0.580	2.300	296.55

(A) Adjusted

20 Stocks with largest price changes (decrease)

Rank	Stock Code	Stock Name	Closing Prices (HK\$)		% down
			2014	2015	
1	00616	EASYKNIT ENT	4.699 A	0.365	92.23
2	00149	CHAGRI-PROD-NEW	3.605 A	0.380	89.46
3	00269	CRTG	1.611 A	0.182	88.70
4	01613	SYNERTONE	0.690	0.120	82.61
5	00582	LANDING INTL	1.227 A	0.222	81.91
6	01046	UNIVERSE INT'L	0.694 A	0.136	80.40
7	00689	EPI (HOLDINGS)	0.946 A	0.191	79.81
8	01226	CH INV FIN-NEW	1.409 A	0.295	79.06
9	00692	CHINA HOUSEHOLD	0.670	0.150	77.61
10	00682	CHAODA MODERN	1.100	0.248	77.45
11	00326	CHINA STAR ENT	3.375 A	0.780	76.89
12	02379	ZHONGTIAN INT'L	5.150	1.200	76.70
13	00061	NORTH ASIA RES	0.148	0.035	76.35
14	00827	KO YO GROUP	2.010	0.500	75.12
15	00745	CN CULTURE GP	0.264 A	0.066	75.00
16	00572	CH FOR YOU GP	0.720	0.186	74.17
17	01225	LERADO GROUP	0.556 A	0.149	73.20
18	00805	GLENCORE-S	36.350	10.200	71.94
19	01159	JIMEI INT ENT	13.360	3.830	71.33
20	00433	NORTH MINING	0.390	0.115	70.51

(A) Adjusted

Trading value and volume, 2011 – 2015

Year/Month	No. of trading days	Value (HK\$mil)		Volume (mil of shares)		Deals		
		Total	Average daily	Total	Average daily	Total	Average daily	
2011	246	17,091,116.87	69,476.08	39,621,773.27	161,064.12	213,131,902	866,390	
2012	247	13,267,508.72	53,714.61	33,812,747.98	136,893.72	190,501,387	771,261	
2013	244	15,185,792.16	62,236.85	34,210,452.09	140,206.77	227,229,216	931,267	
2014	247	16,990,272.09	68,786.53	33,929,018.76	137,364.45	258,091,086	1,044,903	
2015	247	25,835,958.29	104,599.02	53,091,013.41	214,943.37	349,425,144	1,414,677	
2015	Jan	21	2,035,964.41	96,950.69	4,332,516.30	206,310.30	26,575,936	1,265,521
	Feb	18	1,234,708.88	68,594.94	2,873,510.86	159,639.49	18,027,022	1,001,501
	Mar	22	1,969,566.03	89,525.73	4,184,757.07	190,216.23	27,953,049	1,270,593
	Apr	19	3,764,713.11	198,142.80	3,912,788.88	205,936.26	42,919,348	2,258,913
	May	19	2,901,494.69	152,710.25	4,785,656.78	251,876.67	34,255,166	1,802,903
	Jun	22	3,096,229.47	140,737.70	5,662,237.55	257,374.43	36,919,724	1,678,169
	Jul	22	2,746,953.45	124,861.52	5,112,185.84	232,372.08	37,317,070	1,696,230
	Aug	21	1,965,711.57	93,605.31	4,754,999.14	226,428.53	29,728,870	1,415,660
	Sep	20	1,631,221.30	81,561.06	4,308,746.34	215,437.32	25,806,371	1,290,319
	Oct	20	1,576,492.76	78,824.64	4,614,494.47	230,724.72	24,418,731	1,220,937
	Nov	21	1,567,246.27	74,630.77	4,538,816.70	216,134.13	23,781,522	1,132,453
	Dec	22	1,345,656.36	61,166.20	4,010,303.47	182,286.52	21,722,335	987,379

Notes: Turnover value traded in non-HKD currency securities have been included start from 29 November 2010.

Trading value and volume of depositary receipts, 2011-2015

Year/Month	No. of trading days	No. of listed companies	No. of issues	Value (HK\$thousand)		Volume (thousands of shares)		Deals	
				Total	Average daily	Total	Average daily	Total	Average daily
2011	246	3	4	571,802.35	2,324.40	4,681.30	19.03	6,106	25
2012	247	3	4	81,508.69	329.99	1,011.11	4.09	2,916	12
2013	244	3	4	49,392.92	202.43	1,813.28	7.43	1,432	6
2014	247	3	4	450,589.20	1,824.25	16,073.36	65.07	9,211	37
2015	247	3	4	268,288.54	1,086.19	7,746.53	31.36	7,518	30
2015	Jan	21	3	8,909.56	424.26	305.55	14.55	252	12
	Feb	18	3	14,417.35	800.96	488.20	27.12	307	17
	Mar	22	3	20,596.74	936.22	599.20	27.24	635	29
	Apr	19	3	52,886.84	2,783.52	1,357.10	71.43	1,340	71
	May	19	3	28,017.00	1,474.58	635.95	33.47	812	43
	Jun	22	3	26,172.82	1,189.67	709.15	32.23	570	26
	Jul	22	3	42,172.41	1,916.93	1,159.15	52.69	1,009	46
	Aug	21	3	15,297.70	728.46	447.25	21.30	532	25
	Sep	20	3	10,520.56	526.03	328.83	16.44	403	20
	Oct	20	3	23,772.75	1,188.64	822.60	41.13	763	38
	Nov	21	3	14,153.20	673.96	480.15	22.86	526	25
	Dec	22	3	11,371.61	516.89	413.40	18.79	369	17

Trading value by type of securities, 2015

Month	Equities		Warrants	ELI	CBBC	Unit trusts	Debt securities	iShare	Market total
	Mil of shares	HK\$mil	HK\$mil	HK\$mil	HK\$mil	HK\$mil	HK\$mil	HK\$mil	HK\$mil
Jan	258,046.38	1,276,240.42	342,474.40	0.00	162,568.59	254,284.59	396.41	0.00	2,035,964.41
Feb	175,284.78	797,863.46	233,575.74	0.00	92,057.27	110,971.41	241.01	0.00	1,234,708.88
Mar	341,455.83	1,331,655.96	322,778.31	0.00	125,163.78	189,581.60	386.38	0.00	1,969,566.03
Apr	830,007.27	2,831,206.34	481,083.11	0.00	151,810.33	299,656.94	956.39	0.00	3,764,713.11
May	880,962.31	1,983,995.30	581,024.33	0.00	133,463.24	202,434.40	577.43	0.00	2,901,494.69
Jun	775,816.12	1,981,672.08	661,205.35	0.00	148,382.59	304,502.96	466.49	0.00	3,096,229.47
Jul	600,824.67	1,815,646.43	426,008.21	0.00	193,256.35	310,936.70	1,105.75	0.00	2,746,953.45
Aug	342,363.48	1,281,051.61	358,791.17	0.00	159,248.65	163,202.25	3,417.89	0.00	1,965,711.57
Sep	298,264.88	1,039,449.71	306,581.70	0.00	167,545.32	116,959.69	684.88	0.00	1,631,221.30
Oct	331,460.14	1,014,135.79	285,900.62	0.00	190,755.27	85,201.52	499.56	0.00	1,576,492.76
Nov	289,746.01	1,002,379.40	275,563.20	0.00	169,293.26	119,681.76	328.56	0.09	1,567,246.27
Dec	322,800.91	872,321.73	233,028.87	0.00	143,309.22	96,676.70	319.84	0.00	1,345,656.36
Total	5,447,032.78	17,227,618.23	4,508,015.00	0.00	1,836,853.88	2,254,090.52	9,380.57	0.09	25,835,958.29

Notes:

1. Turnover values and shares have been adjusted for late reported and rejected sales.
2. Figures may not add up to total due to rounding.
3. Turnover for equities included the trading only of NASDAQ stocks transaction.

Trading value by Hang Seng Industry Classification System, 2015

Industry Classification *	No. of issue #	Equity turnover		Annual Turnover velocity (%)
		HK\$mil	% of total	
Energy	70	924,152.29	5.36	106.97
Materials	132	456,901.52	2.65	106.12
Industrials	212	1,345,626.01	7.81	118.01
Consumer Goods	431	2,003,847.10	11.63	71.74
Consumer Services	164	1,053,581.99	6.12	68.96
Telecommunications	15	717,789.23	4.17	31.80
Utilities	56	832,136.23	4.83	57.01
Financials	146	5,633,665.09	32.70	78.46
Properties & Construction	276	2,232,952.42	12.96	63.44
Information Technology	129	1,592,368.17	9.24	75.76
Conglomerates	13	434,597.48	2.52	37.77
Sub-total	1,644	17,227,617.53	100.00	70.53
NASDAQ stocks	6	0.70	0.00	n.a.
Equity total	1,650	17,227,618.23	100.00	n.a.

Notes:

1. Equity turnover values have been adjusted for late reported and rejected sales.
2. Figures may not add up to total due to rounding.

Year-end figures

* Industry Classification is provided by Hang Seng Indexes Company Limited.

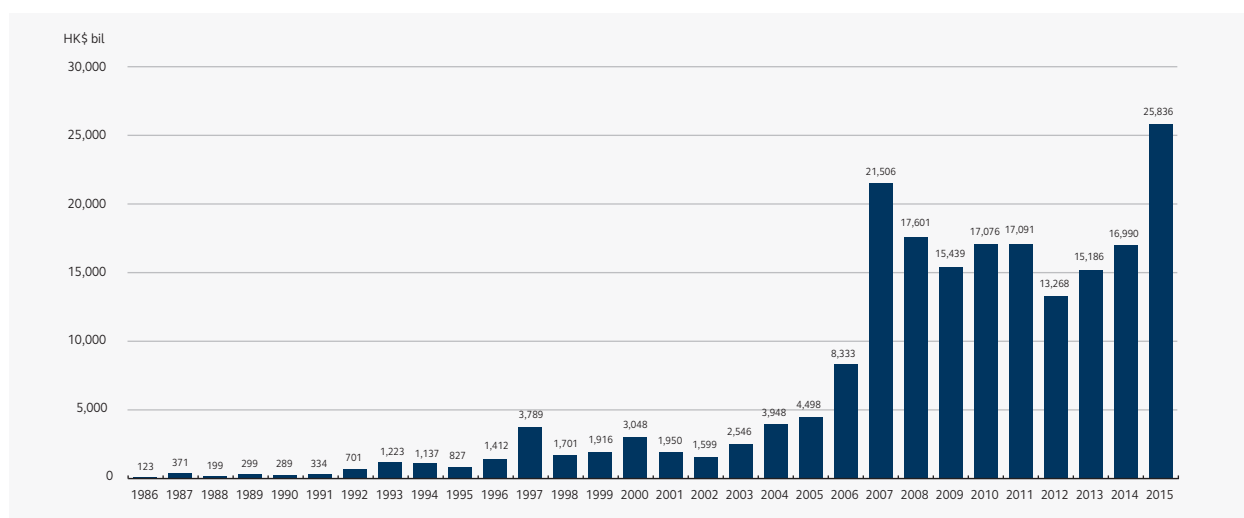
20 most active stocks (in dollars)

Rank	Stock Code	Stock Name	Turnover (HK\$mil)	% of equity total
1	00700	TENCENT	727,097.35	4.22
2	02318	PING AN	553,290.52	3.21
3	00388	HKEX	514,268.89	2.99
4	00939	CCB	507,592.98	2.95
5	00941	CHINA MOBILE	436,312.62	2.53
6	01398	ICBC	412,202.13	2.39
7	03988	BANK OF CHINA	391,717.62	2.27
8	00005	HSBC HOLDINGS	346,957.71	2.01
9	02628	CHINA LIFE	337,842.55	1.96
10	01299	AIA	313,651.85	1.82
11	00857	PETROCHINA	206,269.53	1.20
12	00001	CKH HOLDINGS	197,365.39	1.15
13	00883	CNOOC	188,730.79	1.10
14	00386	SINOPEC CORP	174,640.39	1.01
15	06837	HAITONG SEC	164,118.58	0.95
16	00688	CHINA OVERSEAS	161,626.38	0.94
17	03968	CM BANK	153,459.77	0.89
18	01288	ABC	151,444.66	0.88
19	01928	SANDS CHINA LTD	144,090.21	0.84
20	00027	GALAXY ENT	142,586.98	0.83
Total			6,225,266.91	36.14
Equity total			17,227,618.23	100.00

20 most active stocks (in shares)

Rank	Stock Code	Stock Name	Turnover (mil of shares)	% of equity total
1	00261	CCT LAND	502,101.25	9.22
2	00364	PING SHAN TEA	122,002.57	2.24
3	03988	BANK OF CHINA	90,187.44	1.66
4	01246	NGAISHUN HOLD	89,084.40	1.64
5	00939	CCB	78,277.74	1.44
6	00745	CN CULTURE GP	76,384.84	1.40
7	01398	ICBC	73,651.90	1.35
8	00582	LANDING INTL	61,999.36	1.14
9	00981	SMIC	61,244.62	1.12
10	00397	JUN YANG FIN	60,814.92	1.12
11	00326	CHINA STAR ENT	54,034.82	0.99
12	00493	GOME	53,676.08	0.99
13	01288	ABC	40,858.47	0.75
14	00736	CHINA PPT INV	40,004.16	0.73
15	01076	IMPERIAL PAC	39,881.19	0.73
16	00680	NAN HAI CORP	39,176.39	0.72
17	01063	SUNCORP TECH	33,858.25	0.62
18	01060	ALI PICTURES	32,059.23	0.59
19	00724	SINO-TECH INT'L	31,290.34	0.57
20	01188	HYBRID KINETIC	30,346.24	0.56
Total			1,610,934.19	29.57
Equity total			5,447,032.78	100.00

Trading value, 1986 – 2015



Market capitalisation and trading value of listed companies by incorporation place

End of 2015

Country	No. of listed companies ⁽¹⁾	Market capitalisation (HK\$mil) ⁽²⁾	% of total	Turnover (HK\$mil)	% of equity total
Bermuda	473	2,749,014.14	11.25	1,783,125.74	10.35
Brazil	1	-	-	87.24	0.00
British Virgin Islands	8	40,850.37	0.17	4,263.94	0.02
Canada	4	7,311.04	0.03	10,134.60	0.06
Cayman Islands	728	6,536,045.61	26.76	4,097,611.94	23.79
England	4	1,432,865.89	5.87	396,226.14	2.30
Hong Kong	203	8,313,460.12	34.04	3,982,982.63	23.12
Italy	1	61,667.66	0.25	12,688.95	0.07
Japan	3	7,470.14	0.03	2,110.66	0.01
Jersey	3	44,680.74	0.18	14,972.23	0.09
Luxembourg	2	55,003.40	0.23	30,368.69	0.18
PRC	206	5,157,109.86	21.11	6,882,196.32	39.95
Singapore	7	20,075.99	0.08	10,846.85	0.06
USA	1	-	-	1.58	0.00
USA – Nasdaq stocks ⁽³⁾	6	-	-	0.70	0.00
Total	1,644	24,425,554.96	100.00	17,227,618.23	100.00

Notes:

- (1) Total no. of listed companies are excluded the NASDAQ Stocks.
- (2) Foreign companies not solely listed in Hong Kong and stock suspended over 1 year are excluded.
- (3) NASDAQ stocks are quoted on the Exchange for trading only.

Statistics on Hang Seng Index Stocks, 2015

End of 2015

Sector	Stock code	Stock name	Turnover (HK\$mil)	% of equity total + REIT total	Market capitalisation (HK\$mil)	% of equity total	Closing price (HK\$)	Change* (%)	P/E ratio (times)
Finance (12)									
	00939	CCB	507,592.98	2.93	1,276,615.97	5.23	5.310	-16.64	4.67
	00005	HSBC HOLDINGS	346,957.71	2.00	1,218,480.05	4.99	61.900	-16.35	11.50
	01299	AIA	313,651.85	1.81	561,453.08	2.30	46.600	8.00	20.72
	01398	ICBC	412,202.13	2.38	406,196.13	1.66	4.680	-17.31	4.78
	02318	PING AN	553,290.52	3.20	320,245.81	1.31	43.000	8.72	14.00
	03988	BANK OF CHINA	391,717.62	2.26	289,333.08	1.18	3.460	-20.82	4.57
	00011	HANG SENG BANK	55,917.35	0.32	281,996.80	1.15	147.500	14.16	18.64
	02388	BOC HONG KONG	87,727.60	0.51	250,574.89	1.03	23.700	-8.67	10.20
	00388	HKEX	514,268.89	2.97	239,894.46	0.98	198.500	15.61	44.72
	03328	BANKCOMM	76,310.98	0.44	191,164.77	0.78	5.460	-24.59	4.93
	02628	CHINA LIFE	337,842.55	1.95	186,401.43	0.76	25.050	-17.73	17.61
	00023	BANK OF E ASIA	19,296.90	0.11	76,190.78	0.31	28.850	-7.68	10.61
Utilities (4)									
	00003	HK & CHINA GAS	45,733.26	0.26	175,726.40	0.72	15.200	-5.85	24.73
	00002	CLP HOLDINGS	49,596.26	0.29	166,366.77	0.68	65.850	-2.08	14.83
	00006	POWER ASSETS	57,572.93	0.33	152,172.86	0.62	71.300	-5.25	2.49
	00836	CHINA RES POWER	33,366.85	0.19	72,492.63	0.30	15.080	-24.60	7.78
Properties (10)									
	00016	SHK PPT	123,595.06	0.71	270,819.74	1.11	93.600	-20.88	8.44
	00688	CHINA OVERSEAS	161,626.38	0.93	268,207.81	1.10	27.200	18.00	8.03
	01113	CK PROPERTY	96,121.22	0.56	194,527.80	0.80	50.400	n.a.	-
	00012	HENDERSON LAND	43,799.22	0.25	157,069.79	0.64	47.500	-3.78	9.30
	01109	CHINA RES LAND	92,535.14	0.53	156,639.23	0.64	22.600	10.51	8.96
	00004	WHARF HOLDINGS	65,153.64	0.38	130,334.18	0.53	43.000	-23.21	3.63
	00101	HANG LUNG PPT	32,139.21	0.19	79,330.18	0.32	17.640	-18.90	6.76
	00017	NEW WORLD DEV	40,039.89	0.23	70,984.73	0.29	7.660	-14.13	3.52
	00083	SINO LAND	15,487.37	0.09	69,523.89	0.28	11.36	-9.27	7.33
	00823	LINK REIT	61,050.15	0.35	n.a.	n.a.	46.400	-4.43	n.a.
Commerce & Industry (24)									
	00941	CHINA MOBILE	436,312.62	2.52	1,791,604.75	7.33	87.500	-3.31	13.05
	00700	TENCENT	727,097.35	4.20	1,433,965.36	5.87	152.500	35.56	47.61
	00001	CKH HOLDINGS	197,365.39	1.14	403,722.37	1.65	104.600	-19.72	4.50
	00267	CITIC	93,267.11	0.54	399,118.40	1.63	13.720	3.78	8.58
	00883	CNOOC	188,730.79	1.09	360,304.97	1.48	8.070	-22.70	4.80
	00762	CHINA UNICOM	133,037.10	0.77	226,299.92	0.93	9.450	-9.13	15.13
	00066	MTR CORPORATION	28,511.97	0.16	224,913.11	0.92	38.400	20.75	14.29
	01928	SANDS CHINA LTD	144,090.21	0.83	214,237.20	0.88	26.550	-30.41	10.78
	00386	SINOPEC CORP	174,640.39	1.01	119,402.89	0.49	4.680	-25.12	9.40
	00857	PETROCHINA	206,269.53	1.19	107,182.41	0.44	5.080	-40.93	6.95
	00027	GALAXY ENT	142,586.98	0.82	104,137.69	0.43	24.450	-43.22	10.02
	01044	HENGAN INT'L	47,585.81	0.27	89,163.69	0.37	73.200	-9.69	22.96
	00992	LENOVO GROUP	114,069.89	0.66	87,425.11	0.36	7.870	-22.84	12.98
	00019	SWIRE PACIFIC A	36,287.29	0.21	78,933.96	0.32	87.200	-13.66	11.85
	00151	WANT WANT CHINA	39,740.69	0.23	74,345.22	0.30	5.770	-43.54	15.74
	00144	CHINA MER HOLD	36,017.58	0.21	64,055.37	0.26	24.650	-5.56	15.46
	00322	TINGYI	30,249.79	0.17	61,967.76	0.25	11.060	-37.58	19.83
	00135	KUNLUN ENERGY	33,707.60	0.19	55,699.49	0.23	6.900	-5.87	9.93
	00293	CATHAY PAC AIR	17,838.15	0.10	52,792.19	0.22	13.420	-20.59	16.76
	02319	MENGIU DAIRY	51,296.66	0.30	49,599.02	0.20	12.640	-21.00	16.71
	01880	BELLE INT'L	45,090.00	0.26	49,087.24	0.20	5.820	-33.26	8.08
	00494	LI & FUNG	43,511.33	0.25	44,349.41	0.18	5.270	-26.71	12.80
	01088	CHINA SHENHUA	89,384.17	0.52	41,394.73	0.17	12.180	-46.93	5.00
	00291	CHINA RES BEER	34,884.94	0.20	40,390.00	0.17	16.600	97.10	-
Total (50)			7,626,167.02	44.06	13,436,835.56	55.01			
Total **			17,309,645.83	100.00	24,425,554.96	100.00			

Notes:

* As compared with previous year.

** Total Turnover is the sum of equity total and REIT total whereas Total Market capitalisation includes equities only.

() The number of constituent stocks.

Statistics on Hang Seng China Enterprises Index stocks, 2015

End of 2015

Stock code	Stock name	Turnover (HK\$mil)	% of equity total	Market capitalisation (HK\$mil)	% of equity total	Closing price (HK\$)	Change* (%)	P/E ratio (times)
00939	CCB	507,592.98	2.95	1,276,615.97	5.23	5.310	-16.64	4.67
01398	ICBC	412,202.13	2.39	406,196.13	1.66	4.680	-17.31	4.78
02318	PING AN	553,290.52	3.21	320,245.81	1.31	43.000	8.72	14.00
03988	BANK OF CHINA	391,717.62	2.27	289,333.08	1.18	3.460	-20.82	4.57
03328	BANKCOMM	76,310.98	0.44	191,164.77	0.78	5.460	-24.59	4.93
02628	CHINA LIFE	337,842.55	1.96	186,401.43	0.76	25.050	-17.73	17.61
00386	SINOPEC CORP	174,640.39	1.01	119,402.89	0.49	4.680	-25.12	9.40
00857	PETROCHINA	206,269.53	1.20	107,182.41	0.44	5.080	-40.93	6.95
01288	ABC	151,444.66	0.88	97,442.07	0.40	3.170	-19.13	4.60
02601	CPIC	107,967.19	0.63	88,532.07	0.36	31.900	-19.04	20.96
03968	CM BANK	153,459.77	0.89	84,013.49	0.34	18.300	-5.96	6.65
00998	CITIC BANK	89,864.91	0.52	74,708.46	0.31	5.020	-19.29	4.61
02328	PICC P&C	95,188.53	0.55	70,924.74	0.29	15.420	2.25	11.65
01988	MINSHENG BANK	95,029.49	0.55	53,249.89	0.22	7.680	-24.71	4.71
00728	CHINA TELECOM	86,311.49	0.50	50,513.77	0.21	3.640	-19.82	13.42
06837	HAITONG SEC	164,118.58	0.95	46,711.09	0.19	13.700	-29.82	13.64
01766	CRRC	141,861.78	0.82	41,874.81	0.17	9.580	-8.24	19.94
01088	CHINA SHENHUA	89,384.17	0.52	41,394.73	0.17	12.180	-46.93	5.00
06030	CITIC SEC	137,414.62	0.80	41,283.30	0.17	18.120	-37.95	14.08
01211	BYD COMPANY	81,927.23	0.48	39,024.75	0.16	42.650	40.53	191.08
01099	SINOPHARM	42,413.14	0.25	37,096.41	0.15	31.100	13.30	22.34
01800	CHINA COMM CONS	113,363.15	0.66	35,065.80	0.14	7.920	-15.11	7.34
01336	NCI	68,777.98	0.40	33,660.19	0.14	32.550	-16.86	12.69
01359	CHINA CINDA	79,247.45	0.46	33,463.50	0.14	2.870	-24.07	7.01
01339	PICC GROUP	59,725.04	0.35	33,159.69	0.14	3.800	4.68	9.85
01776	GF SEC	65,939.95	0.38	33,116.95	0.14	19.460	n.a.	-
01816	CGN POWER	111,245.53	0.65	32,374.51	0.13	2.900	-13.95	13.62
00902	HUANENG POWER	57,747.92	0.34	31,445.57	0.13	6.690	-36.16	7.02
06886	HTSC	40,618.02	0.24	31,080.35	0.13	18.080	n.a.	-
02202	CHINA VANKE	54,811.90	0.32	30,112.48	0.12	22.900	32.37	12.84
00489	DONGFENG GROUP	50,597.06	0.29	29,585.38	0.12	10.360	-5.65	5.56
03699	WANDA COMM	67,019.68	0.39	29,527.78	0.12	45.250	-8.59	5.57
02333	GREATWALL MOTOR	98,444.13	0.57	27,988.85	0.11	9.030	-38.57	8.19
00753	AIR CHINA	26,302.38	0.15	27,878.00	0.11	6.110	-2.55	15.77
00914	ANHUI CONCH	69,816.33	0.41	27,096.66	0.11	20.850	-28.23	8.05
00390	CHINA RAILWAY	84,931.16	0.49	24,781.53	0.10	5.890	-7.68	9.80
00168	TSINGTAO BREW	22,467.61	0.13	22,992.93	0.09	35.100	-33.27	19.10
00916	CHINA LONGYUAN	31,029.55	0.18	19,539.17	0.08	5.850	-27.51	14.73
02883	CHINA OILFIELD	46,946.89	0.27	12,080.20	0.05	6.670	-50.45	3.40
03323	CNBM	47,233.17	0.27	10,710.52	0.04	3.720	-50.66	2.72
		5,292,517.16	30.72	4,188,972.13	17.15			
	Equity total	17,227,618.23	100.00	24,425,554.96	100.00			

* As compared with previous year.

Statistics on Hang Seng China-Affiliated Corporations Index stocks, 2015

End of 2015

Stock code	Stock name	Turnover (HK\$mil)	% of equity total	Market capitalisation (HK\$mil)	% of equity total	Closing price (HK\$)	Change* (%)	P/E ratio (times)
00941	CHINA MOBILE	436,312.62	2.53	1,791,604.75	7.33	87.500	-3.31	13.05
00267	CITIC	93,267.11	0.54	399,118.40	1.63	13.720	3.78	8.58
00883	CNOOC	188,730.79	1.10	360,304.97	1.48	8.070	-22.70	4.80
00688	CHINA OVERSEAS	161,626.38	0.94	268,207.81	1.10	27.200	18.00	8.03
00762	CHINA UNICOM	133,037.10	0.77	226,299.92	0.93	9.450	-9.13	15.13
01109	CHINA RES LAND	92,535.14	0.54	156,639.23	0.64	22.600	10.51	8.96
00992	LENOVO GROUP	114,069.89	0.66	87,425.11	0.36	7.870	-22.84	12.98
00966	CHINA TAIPING	70,790.22	0.41	86,256.44	0.35	24.000	8.11	16.65
00836	CHINA RES POWER	33,366.85	0.19	72,492.63	0.30	15.080	-24.60	7.78
00270	GUANGDONG INV	22,046.41	0.13	68,680.43	0.28	10.980	8.71	15.58
00144	CHINA MER HOLD	36,017.58	0.21	64,055.37	0.26	24.650	-5.56	15.46
00392	BEIJING ENT	26,370.07	0.15	60,229.82	0.25	46.950	-22.78	12.43
00135	KUNLUN ENERGY	33,707.60	0.20	55,699.49	0.23	6.900	-5.87	9.93
01193	CHINA RES GAS	19,967.88	0.12	51,485.90	0.21	23.150	14.89	20.27
02319	MENGNUI DAIRY	51,296.66	0.30	49,599.02	0.20	12.640	-21.00	16.71
01114	BRILLIANCE CHI	48,568.78	0.28	49,001.25	0.20	9.750	-21.75	7.27
00371	BJ ENT WATER	32,454.78	0.19	47,365.61	0.19	5.430	2.65	26.16
01093	CSPC PHARMA	39,534.94	0.23	46,815.27	0.19	7.920	15.79	36.89
00257	CHINA EB INT'L	27,357.34	0.16	44,657.77	0.18	9.960	-13.69	26.22
00291	CHINA RES BEER	34,884.94	0.20	40,390.00	0.17	16.600	97.10	-
00165	CHINA EB LTD	33,803.69	0.20	30,031.22	0.12	17.820	-3.78	11.77
00817	CHINA JINMAO	9,381.95	0.05	28,278.89	0.12	2.650	19.37	4.58
01199	COSCO PACIFIC	10,680.38	0.06	25,334.42	0.10	8.540	-22.50	10.94
00363	SHANGHAI IND H	13,150.97	0.08	22,097.06	0.09	20.350	-12.47	7.18
01313	CHINARES CEMENT	12,505.22	0.07	15,548.39	0.06	2.380	-52.59	3.70
		1,775,465.33	10.31	4,147,619.20	16.98			
Equity total		17,227,618.23	100.00	24,425,554.96	100.00			

* As compared with previous year.

Statistics on China enterprises (H shares), 2011 – 2015

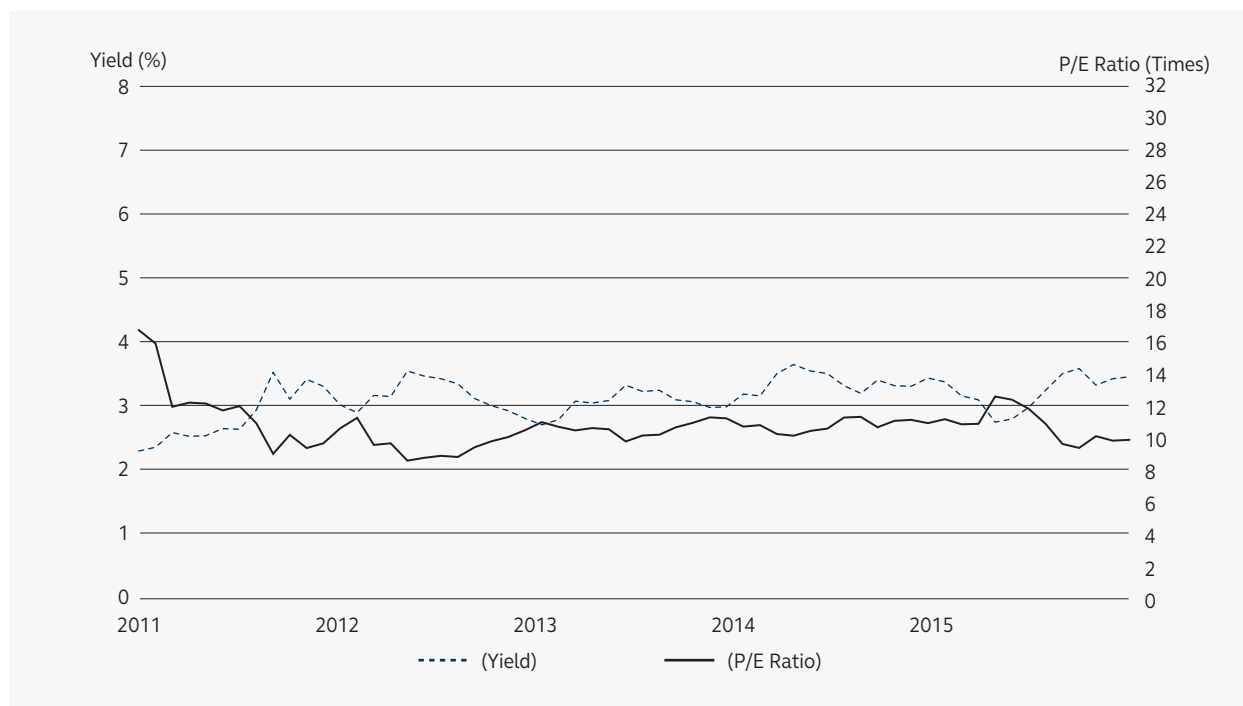
Year/Month	No. of issues	Turnover				Market capitalisation	
		Shares (mil)	% of equity total	Value (HK\$mil)	% of equity total	HK\$mil	% of equity total
2011	139	633,718.06	23.75	4,662,787.32	38.84	4,096,659.80	23.47
2012	148	569,310.59	29.07	3,681,421.40	38.77	4,890,925.94	22.36
2013	158	631,298.16	25.79	4,217,366.31	37.85	4,906,583.21	20.52
2014	179	662,386.88	20.16	4,398,535.08	35.27	5,723,993.53	22.99
2015	206	870,624.56	15.98	6,882,112.86	39.95	5,157,109.86	21.11
2015 Jan	180	72,754.45	28.19	589,407.74	46.18	5,617,942.67	21.95
2015 Feb	180	39,347.55	22.45	306,750.72	38.45	5,792,058.62	22.23
2015 Mar	181	65,079.05	19.06	512,767.16	38.51	5,901,018.02	22.24
2015 Apr	183	140,124.76	16.88	1,248,241.61	44.09	7,071,917.57	23.03
2015 May	183	75,668.37	8.59	685,377.37	34.55	7,084,405.28	23.29
2015 Jun	186	86,685.36	11.17	774,864.40	39.10	6,623,532.52	23.03
2015 Jul	188	95,231.73	15.85	766,118.11	42.20	5,693,444.11	21.51
2015 Aug	189	70,744.02	20.66	495,252.76	38.66	4,975,855.92	21.17
2015 Sep	189	62,205.49	20.86	407,689.92	39.22	4,837,236.91	21.06
2015 Oct	194	53,811.73	16.23	374,763.76	36.95	5,395,809.88	21.73
2015 Nov	197	55,587.28	19.18	383,813.00	38.29	5,148,108.99	21.20
2015 Dec	206	53,384.77	16.54	337,066.32	38.64	5,157,109.86	21.11

Note: Market capitalisation represents the value of the H shares only, not that of the entire issued capital of the enterprise.

Statistics on red chips stocks, 2011 – 2015

Year/Month	No. of issues	Turnover				Market capitalisation	
		Shares (mil)	% of equity total	Value (HK\$mil)	% of equity total	HK\$mil	% of equity total
2011	102	175,882.10	6.59	1,699,518.79	14.16	3,999,091.91	22.91
2012	103	156,923.72	8.01	1,459,847.85	15.37	4,835,257.67	20.22
2013	116	251,052.12	10.26	1,704,419.16	15.30	4,815,316.86	20.14
2014	128	281,836.64	8.58	1,897,810.54	15.22	5,214,967.56	20.95
2015	140	400,840.46	7.36	2,415,551.02	14.02	5,137,712.98	21.03
2015 Jan	138	19,943.84	7.73	170,494.24	13.36	5,512,916.35	21.54
2015 Feb	138	15,596.49	8.90	134,487.41	16.86	5,700,514.79	21.88
2015 Mar	138	24,869.34	7.28	180,777.78	13.58	5,640,486.76	21.26
2015 Apr	138	69,597.04	8.39	385,929.99	13.63	6,583,983.46	21.44
2015 May	138	57,074.06	6.48	292,852.84	14.76	6,374,338.19	20.96
2015 Jun	138	47,807.40	6.16	237,938.06	12.01	6,066,084.09	21.10
2015 Jul	139	43,461.19	7.23	228,214.42	12.57	5,677,212.27	21.45
2015 Aug	139	30,016.61	8.77	194,594.75	15.19	5,250,479.16	22.34
2015 Sep	139	21,257.91	7.13	152,009.37	14.62	5,067,593.58	22.07
2015 Oct	140	23,899.19	7.21	166,797.21	16.45	5,304,570.20	21.37
2015 Nov	140	28,800.27	9.94	150,055.70	14.97	5,134,939.74	21.15
2015 Dec	140	18,517.12	5.74	121,399.26	13.92	5,137,712.98	21.03

Average dividend yields and average price earnings ratios movement, 2011 – 2015



Average dividend yields and average price earning ratios of HSI, HSCEI and HSCCI stocks*, 2011 – 2015

Year/Month	Average dividend yields (%)			Average price earning ratios (Times)		
	HSI	HSCEI	HSCCI	HSI	HSCEI	HSCCI
2011	3.53	3.20	2.29	10.16	9.56	12.82
2012	3.18	3.29	2.10	10.86	9.58	12.93
2013	3.20	3.76	2.18	11.43	8.84	12.93
2014	3.60	3.73	2.66	11.01	8.93	11.23
2015	4.15	4.30	2.75	8.87	7.07	10.14
2015						
Jan	3.45	3.76	2.58	11.42	8.83	11.54
Feb	3.70	3.61	2.48	10.80	9.18	11.99
Mar	3.59	3.41	2.45	10.61	8.86	11.34
Apr	3.18	2.92	2.06	11.99	10.36	13.53
May	3.28	2.99	2.23	11.53	10.12	12.62
Jun	3.46	3.20	2.28	10.83	9.40	12.38
Jul	3.69	3.71	2.51	10.15	8.12	11.24
Aug	4.19	4.24	2.75	8.94	7.10	10.28
Sep	4.31	4.42	2.81	8.51	6.85	9.82
Oct	3.96	4.00	2.65	9.26	7.57	10.42
Nov	4.08	4.25	2.71	9.01	7.13	10.18
Dec	4.15	4.30	2.75	8.87	7.07	10.14

* Month-end or year-end figures

Average dividend yields of all listed stocks by Hang Seng Industry Classification System*, 2011 – 2015

(%)

Year/Month	All listed stocks	Energy	Materials	Industrials	Consumer Goods	Consumer Services	Telecommunications	Utilities	Financials	Properties & Construction	Information Technology	Conglomerates	
2011	3.31	3.25	2.44	3.31	2.36	3.36	3.42	2.59	3.98	3.23	1.64	3.69	
2012	2.81	2.63	1.69	2.25	2.14	2.34	3.45	2.46	3.63	2.31	0.97	3.18	
2013	2.99	3.56	1.85	2.11	2.01	1.87	3.93	2.25	4.13	3.05	1.02	2.70	
2014	3.44	4.41	2.76	1.94	2.45	3.04	3.53	2.39	4.17	4.16	0.79	5.46	
2015	3.46	5.18	2.39	2.33	3.40	2.91	3.30	2.89	4.54	3.57	0.94	3.07	
2015	Jan	3.38	4.51	2.81	1.87	2.41	3.47	3.16	2.32	4.21	4.02	0.71	5.12
	Feb	3.16	4.29	2.70	1.80	2.41	3.43	3.04	2.52	4.14	3.57	0.68	2.37
	Mar	3.10	3.93	2.44	1.56	2.34	4.08	2.83	2.55	4.10	3.47	0.77	2.33
	Apr	2.75	3.32	1.96	1.28	2.07	4.88	2.55	2.33	3.45	2.90	0.66	2.10
	May	2.80	3.48	1.84	1.36	2.03	4.91	2.77	2.37	3.45	3.03	0.67	2.27
	Jun	2.98	3.70	2.03	1.50	2.07	5.38	2.88	2.52	3.68	3.18	0.71	2.58
	Jul	3.25	4.33	2.47	1.73	2.28	5.55	2.86	2.60	4.09	3.45	0.81	2.62
	Aug	3.51	4.52	1.87	2.07	2.51	5.01	3.11	2.91	4.72	3.59	1.07	3.03
	Sep	3.59	5.15	1.94	2.05	2.52	5.45	3.18	2.85	4.90	3.56	1.08	3.10
	Oct	3.33	4.64	2.24	1.92	2.27	4.78	3.13	2.72	4.45	3.40	0.97	2.92
	Nov	3.43	4.96	2.35	1.96	3.38	3.02	3.27	2.93	4.58	3.50	0.92	3.08
	Dec	3.46	5.18	2.39	2.33	3.40	2.91	3.30	2.89	4.54	3.57	0.94	3.07

Note: Month-end or year-end figures

* Industry Classification is provided by Hang Seng Indexes Company Limited.

New Hang Seng Industry Classification System took effect on 9 September 2013.

Average price earnings ratios of all listed stocks by Hang Seng Industry Classification System*, 2011 – 2015

(Times)

Year/Month	All listed stocks	Energy	Materials	Industrials	Consumer Goods	Consumer Services	Telecommunications	Utilities	Financials	Properties & Construction	Information Technology	Conglomerates	
2011	9.68	10.42	7.25	7.24	16.02	11.26	13.26	15.86	9.54	5.71	18.49	6.11	
2012	10.50	10.42	9.35	9.38	15.81	16.00	13.15	18.73	10.15	7.04	12.98	5.68	
2013	11.24	8.76	11.94	17.52	19.53	23.34	11.45	18.32	9.53	6.19	36.56	10.19	
2014	10.94	8.32	13.92	17.05	16.79	15.53	12.91	18.30	9.12	7.00	28.74	9.17	
2015	9.90	6.59	12.70	16.58	15.99	12.73	13.54	8.49	8.26	7.21	30.79	6.61	
2015	Jan	11.19	8.14	13.59	17.65	17.04	15.46	14.44	18.85	9.04	7.15	31.98	9.78
	Feb	10.87	8.55	13.26	18.71	17.37	14.92	14.90	9.39	9.57	6.88	33.24	7.68
	Mar	10.90	9.12	14.60	19.50	16.79	14.45	15.71	9.23	9.17	7.11	31.51	8.29
	Apr	12.60	10.80	18.32	23.79	18.92	16.34	17.41	10.11	10.85	8.40	36.19	9.19
	May	12.41	10.30	19.47	22.07	19.48	16.28	16.06	9.93	10.86	8.40	36.36	8.07
	Jun	11.84	9.70	17.30	20.14	19.25	15.23	15.45	9.37	10.24	8.35	34.35	7.34
	Jul	10.90	8.28	14.23	17.59	17.50	15.13	15.53	9.20	9.19	7.68	30.38	7.23
	Aug	9.64	7.57	11.67	15.80	15.58	12.67	14.35	8.37	7.97	6.76	27.33	6.64
	Sep	9.40	6.62	12.35	15.78	15.44	11.54	14.05	8.56	7.66	6.76	27.42	6.55
	Oct	10.13	7.36	13.28	16.90	15.89	13.15	14.25	8.98	8.45	7.20	30.05	6.93
	Nov	9.85	6.87	12.62	16.69	16.08	12.36	13.67	8.40	8.18	6.98	31.47	6.59
	Dec	9.90	6.59	12.70	16.58	15.99	12.73	13.54	8.49	8.26	7.21	30.79	6.61

Note: Month-end or year-end figures

* Industry Classification is provided by Hang Seng Indexes Company Limited.

New Hang Seng Industry Classification System took effect on 9 September 2013.

Cash dividend payout by Hang Seng Industry Classification System*, 2011 – 2015

Year/Month	No. of companies declared	No. of companies paid	Energy (HK\$mil)	Materials (HK\$mil)	Industrials (HK\$mil)	Consumer Goods (HK\$mil)	Consumer Services (HK\$mil)	Telecommunications (HK\$mil)	Utilities (HK\$mil)	Financials (HK\$mil)	Properties & Construction (HK\$mil)	Information Technology (HK\$mil)	Conglomerates (HK\$mil)	Total dividend payout (HK\$mil)
2011	1,294	776	44,172.04	11,293.82	9,579.80	46,429.11	54,059.34	71,056.09	19,373.54	210,246.61	59,287.70	10,866.65	34,170.02	570,534.72
2012	1,314	731	43,962.96	8,528.14	8,190.38	39,267.42	34,105.26	79,129.19	26,032.12	252,345.82	80,026.40	8,742.32	21,740.66	602,070.68
2013	1,372	730	54,436.13	8,381.74	18,694.44	42,662.99	26,009.10	81,408.61	28,931.30	282,270.84	98,550.39	14,222.51	21,552.04	677,120.07
2014	1,495	789	51,536.68	13,940.46	19,979.17	53,517.15	34,442.43	77,157.11	35,583.22	310,074.59	132,453.44	20,958.67	52,070.06	801,712.98
2015	1,556	817	44,656.34	8,107.85	24,896.67	85,817.02	32,574.54	78,977.29	41,926.27	321,670.95	126,602.52	13,729.45	37,103.68	816,062.58
2015														
Jan	20	9	-	381.33	92.78	2,538.12	6.16	-	153.68	107.71	8,599.38	62.25	-	11,941.42
Feb	132	56	-	-	781.92	1,135.46	-	-	-	711.39	308.84	-	435.63	3,373.23
Mar	1,074	576	-	-	146.08	200.18	411.34	-	4,283.97	5,993.99	2,728.35	162.42	-	13,926.33
Apr	23	4	-	-	287.28	1,107.10	410.72	284.28	-	29,831.32	2,574.94	-	14,467.77	48,963.40
May	61	23	-	593.95	883.10	4,191.20	3,823.14	2,472.40	-	15,641.26	16,359.64	3,941.12	5,227.19	53,133.01
Jun	253	121	7,045.01	3,753.68	5,056.21	13,409.35	5,932.72	35,375.94	19,601.28	9,162.42	10,882.68	2,466.11	5,469.48	118,154.89
Jul	34	15	18,131.03	1,733.36	6,520.05	4,619.77	11,836.63	6,122.23	2,164.52	190,804.26	42,002.14	4,230.30	1,874.80	290,039.11
Aug	1,163	270	2,568.58	154.72	1,399.36	6,515.82	548.45	100.24	5,311.08	16,722.21	2,286.93	349.86	-	35,957.24
Sep	63	19	2,789.64	591.31	1,977.41	7,331.88	2,904.43	33,522.42	5,457.96	9,592.33	15,219.30	1,105.76	-	80,492.43
Oct	29	14	13,872.46	895.82	1,972.30	36,094.91	5,427.72	633.56	3,084.26	25,394.75	7,398.03	200.25	7,772.79	102,746.85
Nov	291	81	-	-	1,644.58	2,290.10	712.75	70.42	479.97	2,421.21	9,603.46	109.62	610.16	17,942.27
Dec	24	10	249.63	3.69	4,135.60	6,383.14	560.46	395.80	1,389.55	15,288.09	8,638.82	1,101.77	1,245.87	39,392.41

* Hang Seng Industry Classification System (HSICS) is provided by Hang Seng Indexes Company Limited.

Note: New Hang Seng Industry Classification System took effect on 9 September 2013.

Short selling transactions by designated stock, 2015

Stock code	Name	Short selling turnover* (shares)	Total turnover (shares)	% of total	Short selling Value (HK\$)	Total turnover Value (HK\$)	% of total
01361	361 DEGREES	17,182,000	559,337,293	3.07	47,227,170	1,507,911,166	3.13
01530	3SBIO	5,951,000	972,750,791	0.61	61,570,980	9,342,401,372	0.66
02018	AAC TECH	204,534,000	984,173,968	20.78	9,539,656,750	46,477,935,285	20.53
02686	AAG ENERGY	1,150,000	315,503,200	0.36	1,593,200	695,427,652	0.23
01288	ABC	4,001,395,614	40,858,465,254	9.79	14,175,467,818	151,444,662,454	9.36
03383	AGILE PROPERTY	513,774,000	2,973,379,951	17.28	2,510,410,920	14,999,478,883	16.74
08279	AGTECH HOLDINGS	30,460,000	1,471,514,851	2.07	41,142,040	1,987,880,748	2.07
01299	AIA	900,667,980	6,629,942,351	13.58	42,669,451,001	313,651,853,997	13.60
00753	AIR CHINA	280,359,286	3,523,636,263	7.96	2,051,033,413	26,302,382,366	7.80
00538	AJISEN (CHINA)	45,507,000	406,155,481	11.20	187,345,630	1,687,237,726	11.10
01060	ALI PICTURES	2,503,480,000	32,059,232,971	7.81	6,864,908,900	83,843,435,768	8.19
00056	ALLIED PPT (HK)	33,414,000	1,123,823,271	2.97	67,401,260	2,317,207,197	2.91
02300	AMVIG HOLDINGS	6,150,000	207,684,629	2.96	23,909,940	753,385,778	3.17
00347	ANGANG STEEL	425,054,000	2,608,010,158	16.30	2,075,489,960	12,790,889,766	16.23
00914	ANHUI CONCH	629,731,260	2,636,105,091	23.89	16,185,710,479	69,816,327,095	23.18
00995	ANHUIEXPRESSWAY	31,402,000	560,203,857	5.61	218,461,580	3,858,330,976	5.66
02020	ANTA SPORTS	165,165,000	1,373,609,194	12.02	3,069,223,740	25,037,933,561	12.26
03337	ANTON OILFIELD	107,352,000	2,791,034,086	3.85	168,515,280	4,350,575,920	3.87
01149	ANXIN-CHINA	8,592,000	888,409,616	0.97	4,409,920	406,057,016	1.09
01045	APT SATELLITE	12,269,000	158,225,924	7.75	106,797,105	1,392,071,061	7.67
00743	ASIA CEMENT CH	2,211,000	110,756,629	2.00	8,090,370	413,701,378	1.96
00662	ASIA FINANCIAL	362,000	74,130,824	0.49	1,519,940	292,342,138	0.52
00129	ASIA STANDARD	650,000	137,854,936	0.47	1,145,380	250,406,595	0.46
00073	ASIAN CITRUS	4,120,000	1,358,096,055	0.30	3,877,550	1,667,410,296	0.23
00522	ASM PACIFIC	51,144,500	201,616,156	25.37	3,412,455,670	13,566,886,184	25.15
00720	AUTO ITALIA	4,975,000	3,704,403,954	0.13	2,161,875	1,701,671,400	0.13
00161	AVIC IHL	11,784,000	553,840,163	2.13	75,022,640	3,885,851,693	1.93
00232	AVIC INT'L	214,382,000	15,017,033,452	1.43	207,025,540	15,934,493,858	1.30
00260	AVIC JOY HLDG	2,930,000	12,690,206,949	0.02	820,500	6,050,767,245	0.01
02357	AVICHINA	457,533,000	5,582,440,352	8.20	3,072,993,520	37,311,706,814	8.24
01958	BAIC MOTOR	62,552,500	985,821,053	6.35	507,997,765	8,861,952,535	5.73
02100	BAIOO	1,376,000	1,923,746,927	0.07	927,160	1,770,793,267	0.05
00874	BAYUNSHAN PH	35,242,000	524,766,794	6.72	906,308,820	13,626,304,741	6.65
03988	BANK OF CHINA	5,782,140,823	90,187,442,018	6.41	25,005,021,447	391,717,615,524	6.38
00023	BANK OF E ASIA	215,336,551	631,665,288	34.09	6,411,560,065	19,296,903,223	33.23
03328	BANKCOMM	1,195,134,193	11,275,713,963	10.60	7,952,997,185	76,310,980,558	10.42
01293	BAOXIN AUTO	170,858,000	1,691,528,896	10.10	810,051,095	7,513,521,404	10.78
02355	BAOYE GROUP	2,476,000	116,139,532	2.13	14,702,240	668,990,226	2.20
02009	BBMG	407,014,000	3,051,104,970	13.34	2,843,368,525	21,207,026,186	13.41
01963	BCQ	27,605,500	575,710,896	4.80	178,587,190	3,894,612,729	4.59
01250	BE CLEAN ENERGY	88,460,000	3,344,330,491	2.65	73,147,000	3,411,911,532	2.14
00694	BEIJING AIRPORT	215,418,000	1,707,118,982	12.62	1,759,468,020	13,820,479,118	12.73
00154	BEIJING DEV(HK)	990,000	315,783,377	0.31	2,312,060	765,032,388	0.30
00392	BEIJING ENT	60,566,500	472,682,674	12.81	3,564,340,100	26,370,074,634	13.52
00588	BEIJING N STAR	36,380,000	1,189,935,486	3.06	114,441,020	3,743,865,593	3.06
01880	BELLE INT'L	975,401,840	5,346,771,020	18.24	8,311,249,932	45,089,996,446	18.43
02886	BINHAI INV	376,000	493,149,191	0.08	197,180	350,471,179	0.06
01112	BIOSTIME	81,256,500	702,784,607	11.56	1,821,412,300	14,935,515,980	12.20
02868	BJ CAPITAL LAND	97,762,000	1,267,966,970	7.71	416,790,860	5,595,377,013	7.45
00371	BJ ENT WATER	969,604,000	5,694,018,905	17.03	5,432,555,040	32,454,776,353	16.74
00925	BJ PROPERTIES	11,460,000	2,230,296,232	0.51	6,519,750	1,592,686,496	0.41
00963	BLOOMAGE BIOTEC	8,052,500	221,321,787	3.64	123,792,700	3,333,847,833	3.71
06828	BLUE SKY PWR	3,824,000	9,016,720,425	0.04	1,898,440	3,876,349,154	0.05
03145	BMO ASIA HIGHDV	184,600	64,208,300	0.29	1,468,988	495,602,112	0.30
03141	BMO ASIA IGBOND	4,000	35,925,900	0.01	60,800	543,427,144	0.01
03143	BMO HK BANKS	239,000	22,875,500	1.04	2,056,882	196,346,400	1.05
02388	BOC HONG KONG	428,549,170	3,149,541,087	13.61	11,911,825,730	87,727,596,388	13.58
01685	BOER POWER	26,018,000	290,579,013	8.95	361,412,130	3,908,000,083	9.25
01190	BOLINA	12,218,000	731,537,039	1.67	33,196,700	1,912,930,975	1.74
00653	BONJOUR HOLD	18,976,000	2,964,439,733	0.64	13,422,060	1,593,426,547	0.84
02832	BOSERA FA50	1,788,300	23,806,300	7.51	12,925,844	178,353,431	7.25
82832	BOSERA FA50-R	121,000	6,909,200	1.75	864,378	51,819,534	1.67
03998	BOSIDENG	164,120,000	3,681,533,432	4.46	156,803,560	3,688,089,490	4.25
00434	BOYAA	8,068,000	1,032,863,182	0.78	36,823,160	6,297,622,606	0.58
00933	BRIGHTOIL	425,116,000	3,720,941,950	11.42	1,346,700,210	11,388,540,364	11.83
01114	BRILLIANCE CHI	892,784,000	4,066,332,807	21.96	10,308,611,740	48,568,784,786	21.22
01253	BROADGREENSTATE	7,332,000	824,051,450	0.89	12,441,660	2,396,094,561	0.52
00159	BROCKMAN MINING	16,000	260,972,343	0.01	2,668	67,836,803	0.00
01211	BYD COMPANY	292,686,724	2,044,915,335	14.31	11,578,197,420	81,927,234,698	14.13
00285	BYD ELECTRONIC	197,819,500	1,790,725,802	11.05	1,382,878,560	13,699,058,307	10.09
00940	C ANIMAL HEALTH	62,343,000	338,250,920	18.43	309,154,300	1,684,560,248	18.35
01224	C C LAND	23,667,000	725,510,373	3.26	45,107,540	1,368,398,736	3.30
01522	C CITYRAILTEC	6,712,000	929,733,361	0.72	16,887,440	2,307,847,878	0.73
03777	C FIBER OPTIC	160,886,000	4,215,402,906	3.82	331,501,840	9,092,535,914	3.65
00721	C FIN INT INV	160,890,000	7,374,739,450	2.18	180,831,100	7,810,706,248	2.32
00605	C FIN SERVICES	834,000	2,536,208,427	0.03	470,300	1,882,785,702	0.02
00735	C P NEW ENERGY	140,440,000	8,431,914,489	1.67	85,557,000	5,202,530,430	1.64
01094	C P PROCUREMENT	101,396,000	23,149,824,318	0.44	14,590,472	5,261,505,301	0.28
01194	C PRECIOUSMETAL	261,416,000	5,218,802,228	5.01	114,885,478	2,648,952,888	4.34
01004	C SMARTERENERGY	120,720,000	6,152,616,780	1.96	147,504,420	7,808,778,476	1.89
00658	C TRANSMISSION	137,934,000	1,968,763,861	7.01	901,694,080	12,800,282,227	7.04
01028	C BANNER	1,856,000	430,506,245	0.43	5,633,970	1,241,372,604	0.45
00043	C.P. POKPHAND	91,474,000	5,802,620,970	1.58	96,818,360	6,622,191,437	1.46
02030	CABBEEN	424,000	394,168,639	0.11	1,894,960	1,982,561,202	0.10
00341	CAFE DE CORAL H	8,478,000	98,023,254	8.65	225,489,400	2,604,906,021	8.66
01848	CALC	17,050,500	648,876,196	2.63	175,556,025	6,742,770,185	2.60

Short selling transactions by designated stock, 2015 (continued)

Stock code	Name	Short selling turnover* (shares)	Total turnover (shares)	% of total	Short selling Value (HK\$)	Total turnover Value (HK\$)	% of total
03180	CAM CES A80	58,200	2,975,800	1.96	838,692	41,779,560	2.01
83180	CAM CES A80-R	17,400	2,106,000	0.83	278,291	29,039,630	0.96
03188	CAM CSI300	500,668,000	2,709,322,951	18.48	24,536,210,400	133,425,720,324	18.39
83188	CAM CSI300-R	53,583,200	276,650,561	19.37	2,535,246,922	13,311,694,279	19.05
03157	CAM HS SMALLCAP	5,200	2,713,000	0.19	123,120	67,388,530	0.18
01381	CANVEST ENV	19,670,000	1,171,873,184	1.68	71,815,480	4,018,601,687	1.79
03989	CAPITAL ENV	22,772,000	6,189,526,205	0.37	8,805,620	3,265,964,284	0.27
00699	CAR INC	252,753,000	2,241,666,991	11.28	3,720,083,030	33,279,169,592	11.18
00996	CARNIVAL GROUP	179,160,000	4,172,995,920	4.29	209,158,300	4,800,784,053	4.36
00293	CATHAY PAC AIR	193,885,002	1,047,630,829	18.51	3,222,781,025	17,838,153,295	18.07
01375	CC SECURITIES	18,196,000	1,265,752,776	1.44	89,989,080	7,669,745,666	1.17
00939	CCB	5,419,461,000	78,277,742,543	6.92	33,843,151,350	507,592,981,773	6.67
00661	CDAYENONFER	140,624,000	4,106,429,412	3.42	47,873,898	1,091,719,354	4.39
06818	CEB BANK	279,013,000	5,056,732,417	5.52	1,209,365,680	22,294,715,374	5.42
00832	CENTRAL CHINA	7,826,000	359,237,716	2.18	16,906,420	714,804,733	2.37
01811	CGN NEW ENERGY	42,532,000	3,070,006,801	1.39	109,076,920	7,847,765,077	1.39
01816	CGN POWER	2,261,566,910	28,874,834,121	7.83	8,397,957,329	111,245,528,295	7.55
06881	CGS	1,036,849,000	10,596,007,089	9.79	9,558,053,640	93,209,612,483	10.25
00633	CH ALL ACCESS	59,938,000	1,724,907,603	3.47	171,964,120	4,959,726,634	3.47
00039	CH BEIDAHUANG	24,506,000	2,910,825,077	0.84	39,973,800	5,299,482,203	0.75
01259	CH CHILD CARE	7,878,000	1,602,178,711	0.49	9,689,550	1,680,751,419	0.58
00476	CH DYNAMICS	36,660,000	5,094,181,600	0.72	21,806,450	2,902,613,089	0.75
01117	CH MODERN D	526,930,000	3,016,978,168	17.47	1,393,961,190	7,914,048,795	17.61
00081	CH OVS G OCEANS	101,481,000	953,182,271	10.65	386,001,170	3,601,840,008	10.72
02600	CHALCO	1,175,466,000	6,156,872,016	19.09	4,247,758,640	23,152,080,621	18.35
02778	CHAMPION REIT	144,164,000	1,276,784,123	11.29	579,475,685	5,149,281,609	11.25
01006	CHANGSHOUHUA	4,917,000	114,332,606	4.30	25,158,190	638,436,222	3.94
01588	CHANJET	480,400	125,883,235	0.38	6,638,212	2,933,602,398	0.23
00951	CHAOWEI POWER	42,653,000	546,459,141	7.81	219,387,800	2,610,464,649	8.40
00025	CHEVALIER INT'L	94,000	15,151,908	0.62	1,425,200	217,250,351	0.66
08090	CHI ASSURANCE	70,000	1,576,992,406	0.00	72,520	2,578,992,931	0.00
00978	CHI MER LAND	107,990,000	3,439,558,775	3.14	182,485,640	5,937,301,175	3.07
00651	CHI O SHIPBLDG	60,195,000	25,812,968,067	0.23	14,708,950	6,935,514,917	0.21
00815	CHI SILVER GP	49,100,000	2,758,222,947	1.78	105,079,840	8,892,715,583	1.18
00031	CHINA AEROSPACE	145,112,000	5,586,696,376	2.60	219,221,000	7,983,810,935	2.75
00606	CHINA AGRI	778,940,000	5,224,461,552	14.91	2,614,015,890	19,096,247,243	13.69
01566	CHINA ANIMATION	320,000	464,658,870	0.07	2,068,120	2,741,881,797	0.08
03883	CHINA AOYUAN	30,810,000	1,232,250,750	2.50	53,068,760	2,176,903,679	2.44
03983	CHINA BLUECHEM	151,168,000	1,580,805,024	9.56	409,554,320	4,441,924,142	9.22
00217	CHINA CHENGTONG	14,192,000	4,124,149,748	0.34	13,328,080	4,038,508,757	0.33
01359	CHINA CINDA	1,534,068,000	20,452,446,596	7.50	5,860,726,190	79,247,448,033	7.40
06199	CHINA CNR	166,706,000	3,718,747,941	4.48	2,270,163,370	53,784,367,929	4.22
01898	CHINA COAL	1,061,449,820	6,476,635,144	16.39	4,623,030,030	27,920,095,797	16.56
01800	CHINA COMM CONS	1,053,955,636	10,204,060,489	10.33	11,536,128,181	113,363,154,579	10.18
01919	CHINA COSCO	684,104,500	4,617,946,148	14.81	3,655,145,600	24,536,404,456	14.90
03969	CHINA CRSC	18,755,000	812,865,771	2.31	115,505,500	5,056,652,726	2.28
03818	CHINA DONGXIANG	380,664,000	4,803,482,224	7.92	701,310,920	8,885,842,553	7.89
00670	CHINA EAST AIR	403,996,000	5,012,160,722	8.06	2,073,102,340	25,937,173,584	7.99
00257	CHINA EB INT'L	414,583,000	2,244,476,002	18.47	4,935,492,090	27,357,339,982	18.04
00165	CHINA EB LTD	77,818,000	1,580,940,453	4.92	1,634,046,300	33,803,690,741	4.83
00085	CHINA ELECTRON	58,272,000	2,734,293,583	2.13	174,671,080	8,342,143,218	2.09
01185	CHINA ENERGINE	8,466,000	3,153,301,063	0.27	6,933,800	3,048,412,649	0.23
00228	CHINA ENERGY	43,100,000	8,799,068,314	0.49	7,385,078	1,640,808,676	0.45
00506	CHINA FOODS	141,872,000	2,048,432,843	6.93	589,188,940	8,738,345,605	6.74
00384	CHINA GAS HOLD	385,294,000	2,240,877,099	17.19	4,760,047,620	27,943,621,136	17.03
01282	CHINA GOLDJOY	3,296,000	4,106,466,654	0.08	3,753,120	4,303,033,254	0.09
03788	CHINA HANKING	792,000	840,345,724	0.09	3,363,130	2,933,395,628	0.11
02799	CHINA HUARONG	15,576,000	720,353,046	2.16	46,676,460	2,220,009,190	2.10
00412	CHINA INNO FIN	23,858,000	3,501,754,696	0.68	20,457,490	3,465,882,248	0.59
00204	CHINA INV DEV	460,000	9,891,421,661	0.00	100,980	2,290,282,493	0.00
00817	CHINA JINMAO	855,516,000	3,690,209,341	23.18	2,244,038,140	9,381,946,921	23.92
02128	CHINA LESSO	105,760,000	1,269,210,901	8.33	619,368,250	7,318,622,131	8.46
02628	CHINA LIFE	1,408,353,777	10,718,547,053	13.14	42,831,966,116	337,842,549,798	12.68
01234	CHINA LILANG	15,367,000	327,618,787	4.69	124,428,820	2,380,156,142	5.23
00931	CHINA LNG	363,620,000	20,226,560,645	1.80	456,343,570	22,897,012,371	1.99
00916	CHINA LONGYUAN	460,260,673	3,809,387,267	12.08	3,590,137,134	31,029,550,441	11.57
01371	CHINA LOTSYN	242,400,000	16,394,397,344	1.48	139,557,700	9,901,656,122	1.41
00144	CHINA MER HOLD	137,002,326	1,243,222,951	11.02	3,887,984,387	36,017,577,658	10.79
00133	CHINA MERCHANTS	2,168,000	103,967,602	2.09	37,629,760	1,709,344,471	2.20
00319	CHINA METAL	12,000	64,619,050	0.02	28,460	149,768,785	0.02
00340	CHINA MINING	924,000	19,504,331,866	0.00	139,146	3,268,996,120	0.00
00941	CHINA MOBILE	593,076,180	4,401,075,315	13.48	59,024,671,488	436,312,624,004	13.53
00026	CHINA MOTOR BUS	1,600	1,476,396	0.11	132,020	124,755,632	0.11
01321	CHINA NEWCITY	442,000	309,342,217	0.14	1,313,640	2,438,850,235	0.05
00715	CHINA OCEANWIDE	195,128,000	6,989,482,105	2.79	238,775,220	8,007,221,120	2.98
00603	CHINA OIL & GAS	214,180,000	2,985,396,372	7.17	149,259,400	2,306,952,876	6.47
02883	CHINA OILFIELD	755,354,000	3,871,367,379	19.51	8,380,578,640	46,946,886,261	17.85
00688	CHINA OVERSEAS	1,009,362,000	6,300,163,640	16.02	25,743,405,100	161,626,383,535	15.93
02380	CHINA POWER	714,586,000	5,872,916,956	12.17	3,565,130,430	28,639,628,393	12.45
01186	CHINA RAIL CONS	515,025,500	5,190,445,639	9.92	6,065,518,920	63,091,463,824	9.61
00390	CHINA RAILWAY	1,128,057,820	10,198,588,012	11.06	9,139,960,023	84,931,157,251	10.76
00769	CHINA RAREEARTH	102,270,000	3,059,488,558	3.34	110,024,660	3,980,836,693	2.76
01508	CHINA RE	20,034,000	3,294,694,138	0.61	46,339,820	8,806,844,125	0.53
00291	CHINA RES BEER	205,048,465	1,759,566,265	11.65	3,797,866,326	34,884,941,116	10.89
01193	CHINA RES GAS	193,854,000	913,229,334	21.23	4,256,707,940	19,967,879,657	21.32
01109	CHINA RES LAND	354,944,584	4,142,404,322	8.57	7,733,510,832	92,535,139,828	8.36

Short selling transactions by designated stock, 2015 (continued)

Stock code	Name	Short selling turnover* (shares)	Total turnover (shares)	% of total	Short selling Value (HK\$)	Total turnover Value (HK\$)	% of total
00836	CHINA RES POWER	254,767,553	1,733,162,974	14.70	4,816,390,406	33,366,849,707	14.43
00153	CHINA SAITE	516,000	4,067,486,870	0.01	524,140	4,730,971,050	0.01
02198	CHINA SANJIANG	35,219,000	569,863,740	6.18	95,772,850	1,463,867,625	6.54
01966	CHINA SCE PPT	19,034,000	744,899,047	2.56	31,297,870	1,225,825,459	2.55
01432	CHINA SHENGMU	12,364,000	1,786,325,090	0.69	22,170,400	3,490,478,263	0.64
01088	CHINA SHENHUA	869,621,674	5,212,983,123	16.68	13,746,393,706	89,384,167,094	15.38
01138	CHINA SHIP DEV	344,542,000	3,615,062,996	9.53	1,996,943,720	21,326,258,871	9.36
08325	CHINA SMARTPAY	1,450,000	2,606,614,342	0.06	2,706,200	6,149,162,039	0.04
01055	CHINA SOUTH AIR	843,232,000	6,517,619,940	12.94	5,462,293,240	41,399,284,678	13.19
00326	CHINA STAR ENT	6,500,000	54,034,823,785	0.01	323,100	6,150,625,675	0.01
03311	CHINA STATE CON	256,250,000	1,986,277,534	12.90	3,176,754,580	24,424,136,108	13.01
00235	CHINA STRATEGIC	59,130,000	27,383,371,883	0.22	13,318,645	8,521,495,781	0.16
00956	CHINA SUNTIEN	157,803,000	1,821,817,124	8.66	263,642,430	3,061,324,104	8.61
00966	CHINA TAIPING	163,284,000	2,651,270,803	6.16	4,265,172,498	70,790,223,335	6.03
00728	CHINA TELECOM	1,726,498,000	18,796,935,348	9.18	7,682,115,940	86,311,487,859	8.90
00308	CHINA TRAVEL HK	330,728,000	4,078,496,110	8.11	1,013,687,500	12,795,048,979	7.92
00762	CHINA UNICOM	1,704,375,130	11,496,424,710	14.83	19,783,829,274	133,037,102,510	14.87
08156	CHINA VANGUARD	3,170,000	2,429,096,802	0.13	3,555,950	2,734,081,562	0.13
02202	CHINA VANKE	655,708,932	2,909,050,180	22.54	12,363,033,434	54,811,902,821	22.56
06166	CHINA VAST	101,000	333,105,200	0.03	282,540	1,111,264,707	0.03
00855	CHINA WATER	61,306,000	790,959,338	7.75	240,579,680	3,154,718,620	7.63
01333	CHINA ZHONGWANG	96,875,200	1,947,061,337	4.98	340,731,912	7,352,592,305	4.63
00552	CHINACOMSERVICE	199,102,000	2,847,796,603	6.99	720,972,560	10,318,794,365	6.99
02099	CHINAGOLDINTL	2,900,000	90,602,963	3.20	37,280,523	1,131,081,999	3.30
00512	CHINAGRANDPHARM	636,000	295,301,269	0.22	1,249,040	565,901,171	0.22
01378	CHINAHONGQIAO	470,925,000	3,212,194,179	14.66	2,784,141,660	16,911,202,730	16.46
01278	CHINANEWTON	3,150,000	1,291,300,376	0.24	1,152,871	531,240,009	0.22
01313	CHINARES CEMENT	522,238,000	3,199,926,785	16.32	1,994,633,400	12,505,223,742	15.95
00354	CHINASOFT INT'L	309,452,000	6,464,560,694	4.79	1,153,519,900	24,302,519,613	4.75
01668	CHINASOUTHCIITY	964,580,000	9,489,280,802	10.16	2,541,359,400	25,998,816,116	9.77
00127	CHINESE EST H	679,000	23,851,991	2.85	15,059,500	551,942,819	2.73
01053	CHONGQING IRON	2,516,000	1,087,188,352	0.23	3,189,900	2,290,212,480	0.14
00116	CHOW SANG SANG	14,155,000	87,053,959	16.26	234,018,110	1,468,682,014	15.93
01929	CHOW TAI FOOK	292,548,200	1,279,331,937	22.87	2,425,937,748	10,450,035,159	23.21
03908	CICC	78,800	431,420,123	0.02	1,002,832	4,939,600,009	0.02
00884	CIFI HOLD GP	121,212,000	2,910,073,530	4.17	227,013,700	5,570,051,890	4.08
03899	CIMC ENRIC	123,944,000	1,181,122,255	10.49	737,158,300	7,772,515,662	9.48
00267	CITIC	986,861,477	6,528,002,141	15.12	13,792,332,483	93,267,108,671	14.79
00998	CITIC BANK	2,327,548,600	15,251,645,924	15.26	13,897,144,102	89,864,913,955	15.46
01091	CITIC DAMENG	7,950,000	2,435,317,541	0.33	6,109,330	2,365,193,369	0.26
01205	CITIC RESOURCES	380,372,000	4,873,229,229	7.81	595,512,620	7,917,335,288	7.52
06030	CITIC SEC	1,176,312,350	5,737,316,276	20.50	27,105,695,910	137,414,616,019	19.73
01883	CITIC TELECOM	127,539,000	1,692,834,142	7.53	415,394,940	5,262,058,780	7.89
00256	CITYCHAMP	46,690,000	1,214,526,944	3.84	53,162,200	1,390,268,169	3.82
01113	CK PROPERTY	116,313,812	1,570,382,102	7.41	6,901,777,519	96,121,223,109	7.18
00001	CKH HOLDINGS	192,385,594	1,613,393,322	11.92	23,465,124,547	197,365,388,813	11.89
01038	CKI HOLDINGS	106,765,000	619,147,530	17.24	7,133,236,300	40,096,272,465	17.79
00775	CKLIFE SCIENCES	7,874,000	1,595,171,929	0.49	5,768,340	1,286,265,533	0.45
00100	CLEAR MEDIA	599,000	46,227,040	1.30	5,214,950	398,240,815	1.31
00002	CLP HOLDINGS	115,893,664	747,159,244	15.51	7,674,521,815	49,596,263,286	15.47
03968	CM BANK	1,178,028,400	7,559,508,345	15.58	23,727,949,595	153,459,771,031	15.46
01829	CMEC	157,750,000	1,680,783,566	9.39	1,217,597,780	12,805,054,493	9.51
03993	CMOC	304,627,000	3,618,901,708	8.42	1,484,627,120	19,271,790,343	7.70
00867	CMS	205,893,000	1,727,544,844	11.92	2,216,224,840	19,716,082,843	11.24
03323	CNBM	1,321,202,050	7,020,781,589	18.82	8,058,155,843	47,233,170,171	17.06
00883	CNOOC	2,704,479,920	18,433,716,688	14.67	26,302,630,210	188,730,794,924	13.94
00906	COFCO PACKAGING	28,774,000	350,081,685	8.22	145,286,970	1,699,025,411	8.55
00400	COGOBUY	12,969,000	1,315,971,139	0.99	109,795,900	11,264,870,980	0.97
01778	COLOUR LIFE	2,923,000	273,246,897	1.07	20,363,230	2,318,282,428	0.88
02342	COMBA	151,082,000	2,719,668,686	5.56	326,827,850	6,040,303,189	5.41
00317	COMEC	20,558,000	957,296,339	2.15	421,966,260	23,579,259,427	1.79
00586	CONCH VENTURE	188,495,500	1,068,624,003	17.64	3,497,022,625	19,708,241,182	17.74
00182	CONCORD NE	382,350,000	15,384,108,732	2.49	222,194,150	8,652,115,283	2.57
01681	CONSUN PHARMA	9,222,000	435,674,736	2.12	50,901,250	2,425,381,529	2.10
00517	COSCO INTL HOLD	25,110,000	427,765,291	5.87	117,926,220	1,940,861,889	6.08
01199	COSCO PACIFIC	119,174,000	995,816,544	11.97	1,277,041,600	10,680,375,700	11.96
02298	COSMO LADY	63,073,000	837,201,689	7.53	469,804,560	5,807,009,604	8.09
02007	COUNTRY GARDEN	1,306,017,000	9,027,892,971	14.47	4,274,508,360	30,592,984,812	13.97
01415	COWELL	4,376,000	901,036,159	0.49	16,240,620	4,834,950,588	0.34
02601	CPIC	416,144,747	3,063,384,857	13.58	14,228,964,612	107,967,191,052	13.18
03618	CQRC BANK	206,711,000	2,909,131,217	7.11	1,104,004,620	15,657,071,288	7.05
01678	CREATIVE HOME	1,616,000	1,184,797,837	0.14	2,323,960	1,383,201,497	0.17
08207	CREDIT CHINA	18,396,000	6,793,615,495	0.27	39,312,840	12,890,703,345	0.30
08158	CRMI	119,565,000	14,158,430,150	0.84	65,485,960	7,847,124,867	0.83
00032	CROSS-HAR(HOLD)	548,000	37,893,722	1.45	5,177,780	352,179,146	1.47
01766	CRRC	1,306,415,000	11,660,418,799	11.20	14,679,871,000	141,861,784,250	10.35
00269	CRTG	252,600,000	16,228,271,978	1.56	38,792,250	2,223,510,012	1.74
02866	CSCL	1,058,915,000	12,921,765,059	8.19	3,386,422,350	42,218,222,031	8.02
03008	C-SHS CSI 300	70,800	2,703,800	2.62	1,829,060	69,057,094	2.65
83008	C-SHS CSI 300-R	69,800	2,543,600	2.74	1,711,037	59,706,097	2.87
03132	C-SHS CSI HLC	179,800	1,284,121	14.00	4,318,978	29,977,838	14.41
83132	C-SHS CSI HLC-R	154,400	1,797,400	8.59	3,480,254	42,932,157	8.11
03107	C-SHS CSI STA	157,800	586,944	26.89	2,711,780	10,121,908	26.79
83107	C-SHS CSI STA-R	38,000	919,000	4.13	647,577	16,127,133	4.02
00497	CSI PROPERTIES	18,610,000	3,358,308,196	0.55	4,996,180	964,208,660	0.52
03199	CSOP SYCGBOND	2,020	1,659,493	0.12	263,543	220,306,221	0.12

Short selling transactions by designated stock, 2015 (continued)

Stock code	Name	Short selling turnover* (shares)	Total turnover (shares)	% of total	Short selling Value (HK\$)	Total turnover Value (HK\$)	% of total
83199	CSOP 5YCSBOND-R	2,560	7,463,970	0.03	334,000	988,778,132	0.03
02822	CSOP A50 ETF	10,756,296,870	42,087,025,076	25.56	155,841,781,216	605,845,411,498	25.72
82822	CSOP A50 ETF-R	252,937,350	1,820,980,361	13.89	3,466,366,994	25,448,031,318	13.62
03137	CSOP CES A80	95,800	1,308,637	7.32	3,578,830	53,774,376	6.66
83137	CSOP CES A80-R	30,400	880,884	3.45	1,344,139	37,444,740	3.59
03147	CSOP CHINEXT	2,074,800	214,260,914	0.97	26,535,796	2,820,644,634	0.94
83147	CSOP CHINEXT-R	5,000	6,470,600	0.08	94,505	92,667,883	0.10
83149	CSOP MSCI A I-R	30,000	184,000	16.30	425,188	2,588,717	16.42
03021	CSOP MSCI T50	106,200	16,956,110	0.63	407,856	66,600,072	0.61
01093	CSPC PHARMA	575,834,000	5,474,563,571	10.52	4,137,527,460	39,534,943,515	10.47
03898	CSR TIMES ELEC	62,212,000	1,018,236,216	6.11	3,320,869,650	53,944,448,615	6.16
01363	CTEG	226,886,000	1,852,352,686	12.25	905,552,840	8,281,053,461	10.94
01322	CW GROUP HOLD	5,307,500	1,037,395,723	0.51	19,536,025	4,251,263,076	0.46
00440	DAH SING	3,328,000	75,777,658	4.39	152,248,680	3,560,678,160	4.28
02356	DAHSING BANKING	49,468,000	432,513,050	11.44	752,188,928	6,553,876,691	11.48
02880	DALIAN PORT	213,156,000	2,962,431,848	7.20	682,889,040	10,330,427,516	6.61
00210	DAPHNE INT'L	178,762,000	1,169,990,720	15.28	374,331,880	2,479,677,818	15.10
00991	DATANG POWER	457,268,000	4,739,221,043	9.65	1,660,399,460	17,618,025,382	9.42
01798	DATANG RENEW	19,324,000	680,158,953	2.84	21,044,190	761,683,175	2.76
02348	DAWNRAYS PHARMA	19,828,000	373,538,676	5.31	122,210,800	2,299,377,571	5.31
03007	DBFXIC50	313,700	791,910	39.61	85,685,828	214,141,728	40.01
03048	DBMSCIBRAZIL	55,200	3,058,256	1.80	1,491,749	76,285,531	1.96
03055	DBMSCICHINA	500	240,310	0.21	53,750	27,260,302	0.20
03065	DBMSCISG	5,000	494,020	1.01	50,600	4,810,118	1.05
03036	DBMSCITAIWAN	7,050	1,531,025	0.46	1,193,915	260,221,383	0.46
01828	DCH HOLDINGS	109,129,000	890,448,671	12.26	436,388,160	3,746,418,712	11.65
00559	DETAI NEWENERGY	10,000	7,135,387,823	0.00	3,350	3,279,838,763	0.00
00861	DIGITAL CHINA	158,861,000	2,001,164,042	7.94	1,459,676,550	19,243,861,674	7.59
00547	DIGITAL DOMAIN	67,490,000	24,854,618,736	0.27	33,412,300	20,167,345,002	0.17
01072	DONGFANG ELEC	124,891,200	1,084,382,076	11.52	1,756,170,012	15,630,689,891	11.24
00489	DONGFENG GROUP	493,962,424	4,683,090,259	10.55	5,175,861,363	50,597,061,079	10.23
00895	DONGJIANG ENV	17,077,600	205,940,346	8.29	274,085,820	3,853,928,521	7.11
03386	DONGPENG HLDG	2,294,000	306,544,201	0.75	8,079,310	1,108,894,758	0.73
00189	DONGYUE GROUP	37,561,000	1,098,353,377	3.42	95,882,340	3,011,763,487	3.18
01330	DYNAGREEN ENV	12,575,000	780,005,821	1.61	60,468,930	4,105,792,021	1.47
06889	DYNAM JAPAN	5,927,000	95,594,611	6.20	75,905,266	1,248,602,204	6.08
03120	EFUND CES 120	81,200	637,600	12.74	1,347,540	10,220,136	13.19
83120	EFUND CES 120-R	154,000	677,458	22.73	2,524,824	11,074,509	22.80
82808	EFUND CG BOND-R	330	73,590	0.45	44,528	9,843,800	0.45
03100	EFUND CSI100	59,800	8,423,797	0.71	2,760,720	379,372,446	0.73
83100	EFUND CSI100-R	529,000	8,330,956	6.35	23,585,012	367,535,401	6.42
00717	EMPEROR CAPITAL	22,206,000	13,810,642,360	0.16	14,988,360	13,385,991,527	0.11
00296	EMPEROR E HOTEL	1,290,000	385,589,819	0.33	2,327,100	648,212,234	0.36
00163	EMPEROR INT'L	21,294,000	527,574,249	4.04	35,715,240	895,495,661	3.99
00887	EMPEROR WATCH&J	75,350,000	3,284,366,874	2.29	23,556,900	978,533,815	2.41
00622	ENERCHINA HOLD	31,173,000	18,834,201,174	0.17	15,320,850	10,648,450,566	0.14
02688	ENN ENERGY	150,654,000	742,287,876	20.30	7,007,242,900	34,117,079,877	20.54
00330	ESPRIT HOLDINGS	361,953,800	1,393,166,595	25.98	2,719,214,810	10,575,926,059	25.71
01061	ESSEX BIO-TECH	7,000	89,173,279	0.01	34,520	376,762,924	0.01
02830	ETFS GOLD	6,652	31,006	21.45	5,839,524	27,795,289	21.01
03119	ETFS PLATINUM	462	23,456	1.97	380,207	18,235,485	2.08
03117	ETFS SILVER	66,190	1,066,079	6.21	8,073,681	131,238,700	6.15
00838	EVA HOLDINGS	60,034,000	1,586,972,325	3.78	113,821,000	3,305,401,473	3.44
00202	EVERCHINA INT'L	21,020,000	2,378,632,600	0.88	6,441,460	737,779,082	0.87
03333	EVERGRANDE	2,696,655,000	21,258,008,962	12.69	14,411,583,530	110,887,617,025	13.00
03124	F KODEX HSIF	81,600	1,554,200	5.25	1,100,988	19,540,416	5.63
03134	F KODEX HSIFRF	204,600	1,150,000	17.79	2,607,772	13,772,142	18.94
00052	FAIRWOOD HOLD	234,500	19,833,655	1.18	5,168,420	438,768,728	1.18
01777	FANTASIA	42,771,000	2,651,359,781	1.61	48,931,830	3,084,888,345	1.59
00729	FDG VEHCLES	381,970,000	19,942,811,826	1.92	216,851,000	12,012,659,334	1.81
00035	FE CONSORT INTL	21,836,000	394,285,325	5.54	71,632,250	1,266,101,173	5.66
03360	FE HORIZON	307,137,000	1,819,419,147	16.88	2,146,921,700	13,190,209,477	16.28
02038	FIH	197,168,000	2,676,883,805	7.37	757,537,670	10,755,391,451	7.04
08018	FINSOFT FIN	9,055,000	16,647,491,165	0.05	11,551,150	4,255,757,872	0.27
08123	FIRST CHINA NET	900,000	6,188,249,183	0.01	313,380	2,695,982,734	0.01
00142	FIRST PACIFIC	143,492,000	1,137,292,460	12.62	902,229,220	7,255,900,938	12.43
00227	FIRST SHANGHAI	14,776,000	2,803,427,081	0.53	28,229,600	5,392,494,488	0.52
00038	FIRST TRACTOR	54,228,275	1,334,008,529	4.07	311,160,215	8,397,276,581	3.71
00778	FORTUNE REIT	51,901,000	551,542,857	9.41	418,570,970	4,430,446,717	9.45
00656	FOSUN INTL	710,091,500	5,020,473,676	14.14	11,109,701,780	80,426,335,758	13.81
02196	FOSUN PHARMA	60,304,500	596,909,263	10.10	1,587,883,060	15,833,443,459	10.03
01448	FU SHOU YUAN	29,756,000	1,012,272,945	2.94	134,380,370	4,573,927,094	2.94
01349	FUDANZHANGJIANG	7,035,000	236,101,906	2.98	56,029,840	1,924,496,538	2.91
00546	FUFENG GROUP	161,518,000	1,425,475,069	11.33	768,437,250	6,632,526,134	11.59
01819	FUGUINIAO	7,187,000	279,568,232	2.57	47,098,404	2,731,366,419	1.72
00703	FUTURE BRIGHT	3,390,000	452,559,341	0.75	6,830,340	720,704,315	0.95
01030	FUTURE LAND	41,276,000	2,189,015,413	1.89	55,901,820	2,814,249,113	1.99
03606	FUYAO GLASS	25,492,800	632,333,710	4.03	408,104,272	11,402,801,252	3.58
00431	G CHINA FIN	1,556,000	737,675,816	0.21	8,545,800	2,664,066,475	0.32
02238	GAC GROUP	582,906,000	3,259,341,448	17.88	3,998,753,100	22,249,424,730	17.97
00027	GALAXY ENT	820,028,401	4,470,662,704	18.34	26,562,157,577	142,586,978,657	18.63
00468	GAPACK	49,689,000	601,400,927	8.26	195,702,420	2,320,180,941	8.43
00451	GCL NEWENERGY	200,018,000	7,546,001,076	2.65	166,270,790	6,438,949,780	2.58
03800	GCL-POLY ENERGY	2,805,846,000	24,024,502,380	11.68	4,839,521,830	44,034,914,535	10.99
00175	GEELY AUTO	2,401,985,000	12,720,754,286	18.88	8,807,880,400	47,216,886,696	18.65
00535	GEMDALE PPT	22,358,000	5,573,720,021	0.40	9,803,480	2,848,687,560	0.34

Short selling transactions by designated stock, 2015 (continued)

Stock code	Name	Short selling turnover* (shares)	Total turnover (shares)	% of total	Short selling Value (HK\$)	Total turnover Value (HK\$)	% of total
00678	GENTING HK	110,000	17,862,829	0.62	291,340	47,375,167	0.61
00064	GET NICE	81,348,000	13,482,361,130	0.60	31,645,976	5,816,834,396	0.54
01776	GF SEC	344,468,856	3,196,192,008	10.78	5,883,509,512	65,939,954,922	8.92
03156	GFI MSCI A I	35,000	6,458,800	0.54	372,072	65,969,800	0.56
83156	GFI MSCI A I-R	65,000	2,164,800	3.00	616,421	22,263,725	2.77
00709	GIORDANO INT'L	49,642,000	615,315,201	8.07	194,835,480	2,420,837,310	8.05
00787	GLOBAL BRANDS	288,582,000	4,265,391,625	6.77	447,993,400	6,597,950,975	6.79
03308	GOLDEN EAGLE	95,627,000	560,903,208	17.05	934,881,590	5,547,721,460	16.85
00801	GOLDEN MEDITECH	70,844,000	2,002,254,814	3.54	95,809,600	2,618,954,575	3.66
00530	GOLDIN FIN HOLD	94,088,000	806,019,315	11.67	1,288,436,960	11,796,124,155	10.92
00283	GOLDIN PPT	169,770,000	1,128,310,285	15.05	1,844,621,720	12,801,444,470	14.41
00533	GOLDLION HOLD	525,000	115,038,316	0.46	1,798,550	394,802,066	0.46
03315	GOLDPAC GROUP	45,675,000	611,649,567	7.47	234,878,620	3,193,334,685	7.36
02208	GOLDWIND	128,190,200	1,370,189,934	9.36	1,800,814,928	20,029,680,745	8.99
00493	GOME	5,267,348,000	53,676,078,270	9.81	8,367,108,960	89,117,969,887	9.39
01086	GOODBABY INTL	75,810,000	554,102,884	13.68	218,553,330	1,702,017,870	12.84
00109	GOODRESOURCES	73,520,000	3,075,072,896	2.39	135,783,900	9,605,564,663	1.41
00041	GREAT EAGLE H	8,812,000	92,314,952	9.55	236,157,150	2,457,701,614	9.61
02333	GREATWALL MOTOR	829,126,268	4,461,707,161	18.58	15,049,174,672	98,444,126,275	15.29
00337	GREENLAND HK	116,209,000	2,449,909,768	4.74	582,021,500	12,749,429,631	4.57
03900	GREENTOWN CHINA	175,739,000	1,597,139,970	11.00	1,388,258,805	13,006,484,746	10.67
01051	G-RESOURCES	742,428,000	13,643,238,515	5.44	170,891,277	3,269,811,560	5.23
00263	GT GROUP HLDG	7,188,000	2,744,642,534	0.26	8,082,720	5,370,337,884	0.15
00270	GUANGDONG INV	143,984,000	2,068,232,322	6.96	1,544,110,100	22,046,414,548	7.00
00525	GUANGSHEN RAIL	200,984,000	1,617,498,298	12.43	843,170,000	6,815,233,422	12.37
00053	GUOCO GROUP	83,000	4,741,462	1.75	7,556,500	429,287,240	1.76
01296	GUODIAN TECH	11,204,000	1,074,024,143	1.04	11,554,520	1,205,076,244	0.96
02329	GUORUI PPT	1,681,000	556,506,611	0.30	5,992,780	1,912,605,199	0.31
01788	GUOTAI JUNAN I	503,779,000	7,380,246,451	6.83	2,820,755,510	35,488,296,674	7.95
00044	HAECO	201,200	9,045,058	2.22	15,871,000	716,623,572	2.21
02255	HAICHANG HLDG	9,676,000	974,576,101	0.99	15,968,910	1,555,324,478	1.03
01169	HAIER ELEC	152,590,000	1,377,240,652	11.08	2,743,081,480	26,039,850,237	10.53
00348	HAIERHEALTHWISE	95,746,000	3,151,267,531	3.04	79,755,650	2,694,897,912	2.96
01882	HAITIAN INT'L	43,014,000	308,324,547	13.95	650,027,600	4,604,072,204	14.12
00665	HAITONG INT'L	499,920,000	6,914,482,128	7.23	2,834,769,820	41,566,594,540	6.82
06837	HAITONG SEC	1,148,755,749	9,626,149,184	11.93	20,421,104,792	164,118,575,394	12.44
00566	HANERGY TFP	445,778,000	9,986,216,492	4.46	2,642,136,640	57,780,318,862	4.57
00010	HANG LUNG GROUP	31,088,000	294,255,740	10.56	1,014,118,400	9,571,259,706	10.60
00101	HANG LUNG PPT	177,573,664	1,500,090,434	11.84	3,634,955,341	32,139,209,993	11.31
00011	HANG SENG BANK	82,876,590	386,085,717	21.47	11,989,602,943	55,917,348,365	21.44
00911	HANGFAT GINSENG	149,018,000	14,871,388,010	1.00	111,172,100	14,287,931,842	0.78
03903	HANHUA FIN	386,000	474,033,834	0.08	599,520	756,679,403	0.08
00275	HANNY HOLDINGS	3,420,000	5,907,768,381	0.06	435,950	1,133,147,425	0.04
06826	HAOHAI BIOTEC	37,000	45,317,273	0.08	1,769,060	2,477,046,297	0.07
06138	HARBIN BANK	638,000	347,616,292	0.18	1,824,720	979,464,323	0.19
01133	HARBIN ELECTRIC	128,528,000	1,237,505,235	10.39	677,888,000	6,880,155,642	9.85
00051	HARBOUR CENTRE	8,000	4,470,254	0.18	104,740	61,340,104	0.17
01509	HARMONICARE	1,023,000	276,694,821	0.37	7,617,960	1,908,745,496	0.40
03836	HARMONY AUTO	94,115,000	2,126,379,490	4.43	514,279,600	14,112,012,671	3.64
02280	HC INTL	82,326,000	1,431,440,655	5.75	723,659,760	11,649,150,709	6.21
00012	HENDERSON LAND	157,625,020	835,118,679	18.87	8,027,702,010	43,799,217,775	18.33
01044	HENGAN INT'L	113,736,980	561,260,307	20.26	9,330,367,380	47,585,806,567	19.61
03389	HENGDELI	145,320,000	1,836,090,972	7.91	210,229,440	2,683,066,873	7.84
03118	HGI MSCI CN A	129,200	45,802,429	0.28	2,082,600	839,203,390	0.25
83118	HGI MSCI CN A-R	116,700	12,599,152	0.93	2,008,174	233,794,111	0.86
03136	HGI MSCIASO	18,000	6,943,200	0.26	248,740	100,919,750	0.25
83136	HGI MSCIASO-R	4,000	2,882,200	0.14	46,383	39,303,494	0.12
00818	HI SUN TECH	232,719,000	3,821,278,252	6.09	543,043,110	9,648,539,510	5.63
01623	HILONG	44,869,000	921,645,058	4.87	93,462,060	2,060,535,522	4.54
00003	HK & CHINA GAS	711,856,095	2,780,807,542	25.60	11,594,982,633	45,733,264,582	25.35
00050	HK FERRY (HOLD)	358,000	45,576,128	0.79	3,689,760	469,782,945	0.79
00045	HK&S HOTELS	4,150,000	98,179,057	4.23	42,278,400	999,916,501	4.23
01310	HKBN	23,396,000	716,315,568	3.27	211,751,925	6,555,857,641	3.23
00190	HKC (HOLDINGS)	44,413,000	8,041,679,625	0.55	12,421,612	2,360,074,189	0.53
02638	HKELECTRIC-SS	185,795,500	2,633,692,955	7.05	1,053,470,025	14,645,010,808	7.19
00388	HKEX	330,880,698	2,208,252,394	14.98	79,344,255,464	514,268,890,738	15.43
00480	HKR INT'L	1,754,400	113,232,777	1.55	7,144,616	462,060,640	1.55
06823	HKT-SS	240,050,000	1,870,383,389	12.83	2,303,248,420	18,027,687,324	12.78
01087	HL TECHNOLOGY	4,702,000	1,500,723,742	0.31	13,755,290	5,341,944,933	0.26
00958	HN RENEWABLES	801,674,000	7,183,144,509	11.16	2,360,250,840	20,751,394,878	11.37
00521	HNA INT'L INV	7,494,000	7,869,929,774	0.10	3,233,070	4,690,118,975	0.07
02626	HNC	12,400,000	942,180,036	1.32	49,074,000	3,772,470,550	1.30
08137	HONBRIDGE	19,222,000	3,194,947,554	0.60	21,177,420	5,726,267,023	0.37
00196	HONGHUA GROUP	85,558,000	1,970,171,736	4.34	79,859,240	1,806,388,520	4.42
00054	HOPEWELL HOLD	10,384,000	118,682,244	8.75	295,453,475	3,354,898,185	8.81
00737	HOPEWELL INFR	56,023,000	459,128,007	12.20	211,787,570	1,736,222,028	12.20
00754	HOPSON DEV HOLD	57,940,000	456,306,533	12.70	421,890,100	3,379,219,971	12.48
03076	HORIZONS A EN	28,500	257,000	11.09	459,670	3,929,870	11.70
03064	HORIZONS A FIN	47,000	140,000	33.57	1,414,125	4,154,725	34.04
03075	HORIZONS A IND	2,000	224,000	0.89	40,035	4,903,060	0.82
03066	HORIZONS A IT	56,500	111,000	50.90	1,788,550	3,464,850	51.62
03078	HORIZONS A MAT	2,000	244,500	0.82	30,950	4,092,020	0.76
03054	HORIZONS EMACON	45,500	990,680	4.59	943,000	20,349,091	4.63
03056	HORIZONS GL CON	56,500	255,500	22.11	1,586,000	7,033,500	22.55
03110	HORIZONS HS HDY	269,100	4,994,400	5.39	6,136,985	117,184,060	5.24
02835	HORIZONS KS200	28,500	756,000	3.77	494,980	13,423,315	3.69

Short selling transactions by designated stock, 2015 (continued)

Stock code	Name	Short selling turnover* (shares)	Total turnover (shares)	% of total	Short selling Value (HK\$)	Total turnover Value (HK\$)	% of total
03040	HORIZONS MSCICH	935,800	6,476,000	14.45	23,228,545	165,890,455	14.00
02200	HOSA INT'L	21,366,000	697,406,788	3.06	70,490,080	2,461,176,976	2.86
03128	HS AINDTOPETF	50,400	3,136,800	1.61	2,447,630	146,477,970	1.67
83128	HS AINDTOPETF-R	147,400	3,631,100	4.06	7,027,328	163,080,018	4.31
02838	HS FC150 ETF	161,100	684,061	23.55	32,410,420	137,598,183	23.55
02828	HS H ETF	493,931,400	2,635,543,904	18.74	61,350,255,270	318,638,039,029	19.25
02833	HS HSI ETF	6,200	9,989,100	0.06	1,751,360	2,511,536,744	0.07
82833	HS HSI ETF-R	1,000	36,600	2.73	218,170	8,262,899	2.64
83168	HS RMB GOLD ETF	52,700	368,400	14.31	1,414,930	9,997,147	14.15
00005	HSBC HOLDINGS	741,233,200	5,125,166,474	14.46	49,967,677,460	346,957,707,995	14.40
00820	HSBCDRAGON FUND	202,000	99,195,083	0.20	2,594,760	1,103,508,139	0.24
00404	HSIN CHONG CONS	69,594,000	2,089,823,306	3.33	61,816,400	1,920,201,826	3.22
02811	HT CSI300 ETF	1,063,000	89,295,450	1.19	19,126,546	1,664,761,607	1.15
82811	HT CSI300 ETF-R	3,331,800	17,026,200	19.57	62,004,163	295,659,665	20.97
06886	HTSC	148,437,080	2,001,111,774	7.42	2,459,791,153	40,618,018,342	6.06
00587	HUA HAN	272,308,000	6,536,148,955	4.17	455,170,680	10,275,357,364	4.43
01347	HUA HONG SEMI	18,232,000	436,620,190	4.18	149,506,350	4,063,867,952	3.68
00336	HUABAO INTL	218,624,000	2,479,190,048	8.82	834,840,700	11,247,500,052	7.42
00816	HUADIAN FUXIN	463,818,000	4,937,827,487	9.39	1,539,111,520	16,351,442,990	9.41
01071	HUADIAN POWER	281,342,000	2,868,585,909	9.81	1,852,870,740	19,265,344,719	9.62
00377	HUAJUN HOLD	1,572,000	1,997,148,076	0.08	1,530,240	1,886,354,312	0.08
00902	HUANENG POWER	876,418,000	6,358,633,123	13.78	8,094,702,980	57,747,921,295	14.02
01101	HUARONG ENERGY	337,993,500	16,057,252,646	2.10	221,817,340	12,332,463,998	1.80
87001	HUI XIAN REIT	2,829,000	574,487,520	0.49	11,262,178	2,383,236,258	0.47
06863	HUIZHANG DAIRY	1,456,740,000	14,490,442,504	10.05	2,567,922,270	29,983,292,169	8.56
03698	HUIZHANG BANK	30,694,000	828,827,895	3.70	110,764,180	3,063,331,660	3.62
00013	HUTCHISON	58,362,680	580,266,080	10.06	6,191,298,444	60,660,107,343	10.21
00215	HUTCHTEL HK	57,216,000	759,654,678	7.53	175,125,100	2,489,675,535	7.03
01188	HYBRID KINETIC	315,526,000	30,346,237,412	1.04	148,111,694	13,393,445,425	1.11
01396	HYDOO INTL	27,056,000	699,833,360	3.87	37,626,520	981,859,455	3.83
00014	HYSAN DEV	92,297,000	345,904,131	26.68	3,143,807,075	11,808,009,361	26.62
03127	HZ CSI300	92,400	5,434,400	1.70	1,551,885	87,096,049	1.78
83127	HZ CSI300-R	25,900	2,001,400	1.29	420,805	38,528,948	1.09
00999	I.T	1,036,000	159,745,740	0.65	2,374,000	406,380,196	0.58
01398	ICBC	6,281,965,745	73,651,900,938	8.53	35,645,701,233	412,202,134,871	8.65
00799	IGG	14,244,000	672,007,186	2.12	47,577,330	2,321,167,012	2.05
08002	IGG	34,753,000	2,088,215,960	1.66	187,797,780	11,271,873,611	1.67
00585	IMAGI INT'L	9,160,000	17,632,674,463	0.05	1,348,352	4,505,793,039	0.03
01076	IMPERIAL PAC	1,608,810,000	39,881,194,010	4.03	474,525,790	13,020,358,981	3.64
08083	INNOVATIONPAY	45,532,000	11,003,447,641	0.41	33,187,980	9,639,704,778	0.34
00596	INSPUR INT'L	740,000	553,563,545	0.13	1,046,560	1,105,792,802	0.09
01833	INTIME	457,456,000	4,113,586,051	11.12	4,105,412,840	36,856,292,188	11.14
01009	INT'L ENT	266,000	173,384,153	0.15	661,040	428,564,644	0.15
00982	IONE HOLDINGS	3,320,000	4,163,661,266	0.08	951,920	2,027,504,946	0.05
03032	ISHARES APEX M	10,200	217,800	4.68	373,240	8,595,230	4.34
03004	ISHARES APEX S	36,000	324,800	11.08	1,422,600	13,590,770	10.47
03010	ISHARES AXJ	20,200	1,905,300	1.06	775,100	82,071,079	0.94
02801	ISHARES CHINA	666,800	198,374,986	0.34	14,455,470	4,293,433,774	0.34
02802	ISHARES EM ASIA	113,200	2,573,253	4.40	4,634,030	107,846,452	4.30
02836	ISHARES INDIA	1,642,200	58,835,379	2.79	33,832,876	1,152,891,050	2.93
00199	ITC PROPERTIES	136,000	99,064,542	0.14	552,890	388,657,361	0.14
00923	IWS	4,318,000	2,637,830,930	0.16	1,425,600	885,631,168	0.16
01366	JIANGNAN GP	194,388,000	3,661,128,515	5.31	371,381,700	7,130,476,657	5.21
00177	JIANGSU EXPRESS	147,118,000	954,687,624	15.41	1,455,248,100	9,587,306,971	15.18
00358	JIANGXI COPPER	575,194,220	2,914,894,612	19.73	6,593,700,052	35,589,219,974	18.53
01862	JINGRUI HLDGS	71,000	35,285,016	0.20	209,830	108,828,295	0.19
00350	JINGWEI TEXTILE	15,040,000	478,331,628	3.14	162,723,040	5,363,956,231	3.03
02006	JINJIANG HOTELS	110,640,000	1,856,411,437	5.96	322,199,520	5,530,418,357	5.83
06139	JINMAO INV-SS	486,500	56,950,561	0.85	2,440,295	290,916,876	0.84
00419	JIUHAO HEALTH	5,050,000	5,538,547,922	0.09	4,743,700	6,226,448,400	0.08
00579	JNCEC	211,688,000	2,909,715,927	7.28	652,310,480	9,036,230,622	7.22
00179	JOHNSON ELEC H	176,060,000	94,771,722	17.63	452,429,000	2,581,387,364	17.53
00207	JOY CITY PPT	106,262,000	5,074,184,906	2.09	166,393,300	8,980,752,944	1.85
03336	JU TENG INTL	84,176,000	912,823,076	9.22	337,051,840	3,739,541,549	9.01
00173	K. WAH INT'L	54,025,000	440,886,156	12.25	212,505,520	1,718,866,712	12.36
01638	KAISA GROUP	74,202,000	1,098,027,648	6.76	124,316,570	1,862,774,620	6.67
06136	KANGDA ENV	42,944,000	1,294,902,554	3.32	142,038,820	4,471,032,601	3.18
01888	KB LAMINATES	29,624,000	617,647,742	4.80	106,038,345	2,171,242,932	4.88
00636	KERRY LOG NET	48,894,500	419,563,622	11.65	570,305,510	4,959,996,281	11.50
00683	KERRY PPT	63,874,000	512,358,557	12.47	1,699,176,125	13,374,153,483	12.70
00148	KINGBOARD CHEM	111,720,500	699,905,756	15.96	1,468,562,290	9,245,965,627	15.88
00268	KINGDEE INT'L	715,610,000	8,842,046,811	8.09	2,755,961,720	33,995,462,109	8.11
03888	KINGSOFT	429,738,000	3,358,422,891	12.80	9,406,583,110	77,475,259,231	12.14
01031	KINGSTON FIN	238,022,000	3,908,061,397	6.09	596,396,580	9,989,623,198	5.97
00827	KO YO GROUP	14,720,000	2,649,680,670	0.56	12,848,540	2,871,041,668	0.45
03709	KORADIOR	555,000	90,704,850	0.61	5,635,120	905,262,351	0.62
00034	KOWLOON DEV	4,384,000	100,989,136	4.34	41,177,010	930,753,426	4.42
00439	KUANGCHI	96,106,000	3,559,313,429	2.70	319,669,810	12,341,181,864	2.59
00135	KUNLUN ENERGY	1,016,485,453	4,500,113,681	22.59	7,396,329,647	33,707,600,898	21.94
01813	KWG PROPERTY	249,194,500	2,210,259,566	11.27	1,509,347,730	13,299,649,329	11.35
01262	LABIXIAOXIN	15,455,000	1,000,845,089	1.54	15,454,650	982,866,693	1.57
00488	LAI SUN DEV	35,404,000	5,010,263,729	0.71	6,158,050	856,172,943	0.72
01270	LANGHAM-SS	15,910,000	333,554,494	4.77	50,745,060	1,072,840,044	4.73
00738	LE SAUNDA	34,000	136,041,896	0.02	99,740	396,431,448	0.03
02314	LEE & MAN PAPER	351,458,000	2,871,804,998	12.24	1,542,861,190	13,327,908,258	11.58
00950	LEE'S PHARM	5,658,000	116,791,954	4.84	67,508,250	1,433,890,434	4.71

Short selling transactions by designated stock, 2015 (continued)

Stock code	Name	Short selling			Total		
		turnover* (shares)	turnover (shares)	% of total	Short selling Value (HK\$)	Total turnover Value (HK\$)	% of total
03396	LEGENDHOLDING	11,986,000	218,694,789	5.48	354,862,575	8,449,052,313	4.20
00992	LENOVO GROUP	2,741,632,868	12,069,949,542	22.71	24,645,784,816	114,069,894,458	21.61
01089	LEYOU TECH H	42,345,000	5,954,401,174	0.71	42,584,850	6,663,343,678	0.64
00494	LI & FUNG	1,544,059,928	6,696,936,254	23.06	9,824,152,650	43,511,329,783	22.58
02331	LI NING	292,251,000	2,040,940,124	14.32	1,090,925,715	8,086,831,950	13.49
00980	LIANHUA	68,653,000	667,625,386	10.28	304,830,270	3,114,561,846	9.79
01212	LIFESTYLE INT'L	16,983,000	217,512,810	7.81	225,660,800	2,916,206,128	7.74
01302	LIFETECH SCI	46,712,000	2,337,818,286	2.00	77,832,900	4,000,339,478	1.95
08267	LINEKONG	38,000	146,738,571	0.03	231,475	1,717,311,651	0.01
08237	LINK HOLDINGS	6,000	644,508,863	0.00	7,220	759,496,510	0.00
00823	LINK REIT	186,649,179	1,316,010,950	14.18	8,614,197,960	61,050,146,923	14.11
02824	LIPPO HK&M PROP	6,500	111,000	5.86	278,500	4,858,025	5.73
00194	LIU CHONG HING	1,146,000	57,580,862	1.99	11,058,580	557,622,874	1.98
01513	LIVZON PHARMA	1,694,400	48,754,571	3.48	82,485,110	2,330,533,188	3.54
00973	L'OCCITANE	29,856,000	297,514,130	10.04	511,588,663	5,545,857,397	9.22
03380	LOGAN PPT	36,792,000	1,593,096,387	2.31	105,725,620	4,604,498,717	2.30
00960	LONGFOR PPT	233,108,500	1,173,616,407	19.86	2,649,634,105	13,429,368,949	19.73
03339	LONKING	111,686,000	2,156,739,406	5.18	161,268,380	3,492,720,593	4.62
00988	LOUDONG GN RES	13,080,000	2,955,383,356	0.44	10,848,390	3,580,190,293	0.30
00577	LOUIS XIII H	564,000	348,619,624	0.16	1,150,395	1,025,029,787	0.11
00590	LUK FOOK HOLD	84,495,000	329,702,436	25.63	1,853,487,310	7,394,752,155	25.06
08058	LUOXIN PHARMA	1,690,000	79,943,570	2.11	23,040,480	1,108,829,611	2.08
01108	LUOYANG GLASS	14,368,000	1,606,501,738	0.89	81,504,220	8,750,126,333	0.93
02186	LUYE PHARMA	292,922,000	2,284,267,342	12.82	2,353,993,410	19,347,378,885	12.17
00095	LVGEM CHINA	3,308,000	588,203,778	0.56	8,355,240	1,566,138,428	0.53
00323	MAANSHAN IRON	414,348,000	4,867,557,601	8.51	961,794,780	12,028,652,704	8.00
01680	MACAU LEGEND	191,289,000	3,061,267,342	6.25	394,712,640	5,319,978,057	7.42
00231	MADEX INTL HOLD	17,620,000	12,894,142,467	0.14	3,706,140	2,912,290,836	0.13
01999	MAN WAH HLDGS	52,090,400	738,406,285	7.05	411,693,188	5,942,902,164	6.93
00848	MAOYE INT'L	61,959,000	1,401,968,475	4.42	81,457,900	1,849,814,785	4.40
01317	MAPLELEAF EDU	12,620,000	1,024,262,259	1.23	41,669,660	2,887,200,832	1.44
00273	MASON FIN	58,580,000	6,485,963,561	0.90	25,845,380	2,504,019,601	1.03
01618	MCC	377,752,000	6,194,106,669	6.10	1,236,267,720	21,138,065,981	5.85
06883	MELCO CROWN	2,442,600	20,364,921	11.99	132,446,790	1,138,500,335	11.63
00200	MELCO INT'L DEV	156,963,000	690,814,235	22.72	2,036,140,920	8,867,836,316	22.96
08198	MELCOLOT	148,000	1,056,476,521	0.01	76,000	463,053,029	0.02
02319	MENGNIU DAIRY	329,029,972	1,900,564,488	17.31	8,405,713,882	51,296,664,409	16.39
02282	MGM CHINA	367,549,858	1,570,257,261	23.41	5,241,232,586	22,659,175,782	23.13
00853	MICROPORT	18,658,000	309,709,934	6.02	70,143,230	1,152,961,012	6.08
01200	MIDLAND HOLDING	11,492,000	128,433,836	8.95	38,968,960	448,299,834	8.69
01555	MIE HOLDINGS	2,550,000	1,203,478,667	0.18	2,550,640	1,491,923,074	0.17
00846	MINGFA GROUP	12,824,000	226,473,368	5.66	26,812,930	482,489,708	5.56
00230	MINMETALS LAND	730,000	785,577,502	0.09	554,540	813,056,668	0.07
01988	MINSHENG BANK	1,397,040,788	10,222,248,593	13.67	12,719,753,144	95,029,487,905	13.39
00425	MINTH GROUP	24,040,000	291,203,469	8.26	384,217,220	4,800,591,857	8.00
00071	MIRAMAR HOTEL	273,000	35,671,519	0.77	3,433,040	441,699,446	0.78
01208	MMG	213,980,000	1,411,593,800	15.16	489,470,160	3,478,217,328	14.07
00975	MONGOL MINING	18,892,500	3,147,021,888	0.60	4,040,531	1,077,993,720	0.37
00066	MTR CORPORATION	150,486,624	799,405,519	18.82	5,379,702,539	28,511,974,826	18.87
03918	NAGACORP	49,996,000	875,860,312	5.71	282,115,340	4,857,782,801	5.81
00680	NAN HAI CORP	1,250,000	39,176,385,172	0.00	205,050	7,204,017,533	0.00
00553	NANJING PANDA	7,092,000	575,030,620	1.23	59,136,720	4,580,989,200	1.29
01236	NATIONAL AGRI	20,260,000	1,597,448,378	1.27	83,431,300	6,123,009,250	1.36
01336	NCI	146,929,138	1,659,835,897	8.85	5,758,544,006	68,777,979,530	8.37
02689	ND PAPER	367,359,000	2,917,657,927	12.59	2,017,518,180	16,485,998,493	12.24
00777	NETDRAGON	36,227,500	570,101,755	6.35	883,832,655	14,026,749,157	6.30
00360	NEW FOCUS AUTO	1,964,000	2,823,835,447	0.07	1,547,040	3,643,698,330	0.04
00299	NEW SPORTS	145,554,000	10,374,804,827	1.40	38,342,540	6,449,485,068	0.59
00917	NEW WORLD CHINA	59,602,000	358,014,169	16.65	292,430,440	1,796,991,779	16.27
00017	NEW WORLD DEV	354,227,000	4,427,088,668	8.00	3,117,343,760	40,039,887,900	7.79
00342	NEWOCEAN ENERGY	86,464,000	815,989,669	10.60	302,813,200	2,930,949,114	10.33
01316	NEXTEER	39,877,000	626,125,859	6.37	312,738,730	4,949,758,269	6.32
01438	NIRVANA ASIA	5,375,000	1,016,102,213	0.53	11,219,170	2,286,407,235	0.49
00433	NORTH MINING	281,560,000	25,022,940,849	1.13	50,531,790	3,647,445,668	1.39
01011	NT PHARMA	5,852,000	1,975,287,500	0.30	11,676,310	4,010,585,252	0.29
00825	NWDS CHINA	8,386,000	575,314,240	1.46	18,086,490	1,161,243,089	1.56
00659	NWS HOLDINGS	37,222,000	357,171,523	10.42	453,730,770	4,317,729,047	10.51
00316	OIL	31,526,000	220,650,299	14.29	1,267,010,850	9,438,494,361	13.42
06899	OURGAME	2,097,000	538,187,496	0.39	9,733,930	3,017,912,530	0.32
02014	OZNER WATER	88,998,000	1,208,094,595	7.37	258,081,400	3,035,945,268	8.50
02343	PACIFIC BASIN	493,953,000	1,921,010,414	25.71	1,337,699,890	5,113,310,538	26.16
00543	PACIFIC ONLINE	10,145,000	604,481,958	1.68	31,675,070	2,109,753,532	1.50
01382	PACIFIC TEXTILES	32,255,000	672,490,769	4.80	358,309,210	7,311,184,144	4.90
01180	PARADISE ENT	16,568,000	466,315,236	3.55	41,760,560	1,057,281,424	3.95
03368	PARKSON GROUP	179,070,000	1,286,560,086	13.92	270,781,835	1,964,193,644	13.79
00327	PAX GLOBAL	198,287,000	1,842,210,920	10.76	1,920,805,990	17,330,156,509	11.08
00008	PCCW	290,232,000	2,821,037,113	10.29	1,363,978,120	13,262,792,479	10.28
00402	PEACEMAP HOLD	29,860,000	19,495,444,943	0.15	9,911,520	8,633,506,690	0.11
01968	PEAK SPORT	89,770,000	1,811,104,839	4.96	189,844,470	3,991,536,981	4.76
00850	PETROASIAN	29,300,000	5,544,841,937	0.53	6,812,840	1,321,898,069	0.52
00857	PETROCHINA	3,299,519,000	26,293,210,758	12.55	25,292,580,640	206,269,527,358	12.26
02008	PHOENIX TV	89,864,000	1,451,788,627	6.19	228,741,980	3,798,193,915	6.02
01515	PHOENIXHEALTH	55,120,000	901,548,198	6.11	711,297,115	12,020,668,864	5.92
01339	PICC GROUP	858,303,428	13,224,220,376	6.49	3,877,401,195	59,725,037,001	6.49
02328	PICC P&C	785,009,970	5,813,902,683	13.50	12,793,316,428	95,188,534,337	13.44
00752	PICO FAR EAST	2,262,000	395,464,197	0.57	4,586,000	815,618,878	0.56

Short selling transactions by designated stock, 2015 (continued)

Stock code	Name	Short selling turnover* (shares)	Total turnover (shares)	% of total	Short selling Value (HK\$)	Total turnover Value (HK\$)	% of total
02318	PING AN	1,216,088,008	8,122,795,674	14.97	79,308,914,210	553,290,519,858	14.33
03070	PING AN HKDIV	173,100	2,075,200	8.34	4,058,280	48,626,339	8.35
03072	PING AN HKMID	28,200	1,145,900	2.46	772,450	27,574,816	2.80
03098	PING AN RHK50	5,500	779,600	0.71	102,340	15,089,193	0.68
01345	PIONEER PHARM	29,525,000	599,944,770	4.92	148,218,790	2,904,849,103	5.10
00869	PLAYMATES TOYS	1,808,000	514,554,041	0.35	2,915,040	883,269,651	0.33
03636	POLY CULTURE	7,401,100	131,213,878	5.64	196,823,051	3,500,351,019	5.62
00119	POLY PROPERTY	635,093,000	5,386,712,315	11.79	2,028,721,940	18,648,882,524	10.88
00208	POLYTEC ASSET	7,000,000	562,834,710	1.24	7,414,600	561,164,387	1.32
03813	POU SHENG INT'L	4,081,000	1,151,640,812	0.35	5,877,540	1,272,770,656	0.46
00006	POWER ASSETS	80,207,673	782,592,014	10.25	5,849,724,332	57,572,933,128	10.16
01148	POWER XINCHEN	31,872,000	594,794,713	5.36	90,350,780	1,707,177,907	5.29
01238	POWERLONG	30,515,000	872,118,408	3.50	51,449,580	1,378,640,556	3.73
01913	PRADA	92,594,800	339,444,110	27.28	3,388,756,350	12,688,952,940	26.71
00803	PROSPERITY INTL	7,060,000	4,827,730,920	0.15	1,638,900	1,367,592,227	0.12
00808	PROSPERITY REIT	20,171,000	420,203,596	4.80	57,316,860	1,190,992,425	4.81
00626	PUBLIC FIN HOLD	444,000	48,488,682	0.92	1,753,420	187,393,060	0.94
01358	PW MEDTECH	153,960,000	1,611,152,650	9.56	443,450,620	4,374,308,196	10.14
03369	QHD PORT	2,814,500	369,115,235	0.76	12,620,810	1,644,947,068	0.77
06198	QINGDAO PORT	4,236,000	993,028,875	0.43	19,902,920	4,551,409,469	0.44
01122	QINGLING MOTORS	4,040,000	216,618,535	1.87	10,647,500	590,606,625	1.80
02777	R&F PROPERTIES	432,953,600	2,602,125,479	16.64	3,636,692,360	22,845,803,736	15.92
02010	REAL NUTRI	194,589,000	3,192,977,303	6.09	347,855,960	6,421,022,496	5.42
01196	REALORD GROUP	1,258,000	1,460,716,316	0.09	3,931,120	4,668,941,447	0.08
01622	REDCO PPT	3,604,000	240,373,434	1.50	17,187,440	1,235,007,687	1.39
00078	REGAL INT'L	4,596,000	51,650,440	8.90	20,098,220	231,598,070	8.68
01881	REGAL REIT	4,736,000	254,073,962	1.86	9,907,010	547,315,527	1.81
01387	RENHE COMM	553,792,000	17,317,399,185	3.20	358,327,400	9,819,892,154	3.65
00555	REXLOT HOLDINGS	619,225,000	7,701,696,565	8.04	349,202,625	4,508,211,013	7.75
01098	ROAD KING INFRA	2,704,000	119,633,043	2.26	19,329,300	857,482,109	2.25
01528	RS MACALLINE	786,200	250,928,480	0.31	7,687,694	2,968,507,040	0.26
00486	RUSAL	30,628,000	485,621,364	6.31	107,779,230	2,014,609,261	5.35
00178	SA SA INT'L	152,902,000	1,332,859,048	11.47	563,652,600	5,058,527,201	11.14
01910	SAMSONITE	159,536,400	985,481,907	16.19	3,989,686,755	24,822,834,269	16.07
01928	SANDS CHINA LTD	961,939,032	4,639,558,720	20.73	30,128,046,520	144,090,206,888	20.91
00631	SANY INT'L	155,064,000	1,444,233,808	10.74	314,227,310	2,939,330,904	10.69
00251	SEA HOLDINGS	356,000	119,690,812	0.30	3,716,780	958,554,311	0.39
00491	SEE CORPORATION	60,000	8,994,888,235	0.00	24,400	7,071,383,548	0.00
02727	SH ELECTRIC	1,305,726,000	12,985,704,654	10.06	7,801,231,580	81,637,712,760	9.56
00563	SH IND URBAN	139,326,000	3,159,227,309	4.41	260,528,400	6,010,673,217	4.33
02607	SH PHARMA	78,956,700	906,207,307	8.71	1,580,114,104	18,278,800,013	8.64
00568	SHANDONG MOLONG	1,641,600	724,226,645	0.23	4,720,708	3,087,802,270	0.15
01385	SHANGHAI FUDAN	1,708,000	236,003,680	0.72	13,920,620	1,721,772,077	0.81
00363	SHANGHAI IND H	46,151,000	549,722,911	8.40	1,109,790,580	13,150,972,760	8.44
00338	SHANGHAI PECEM	556,890,000	8,174,285,722	6.81	1,847,274,400	28,240,557,414	6.54
02345	SHANGHAI PRIME	1,008,000	907,808,074	0.11	1,331,420	1,567,596,043	0.08
00069	SHANGRI-LA ASIA	148,830,000	710,055,610	20.96	1,359,982,860	6,430,958,814	21.15
00691	SHANSHUI CEMENT	75,818,000	614,415,327	12.34	296,220,310	2,844,529,290	10.41
02066	SHENGJINGBANK	11,426,500	246,858,824	4.63	116,376,635	2,324,761,346	5.01
00218	SHENWANHONGYUAN	52,620,000	1,504,170,485	3.50	308,000,950	9,619,567,267	3.20
00152	SHENZHEN INT'L	100,155,500	1,228,092,438	8.16	1,291,524,905	15,539,530,651	8.31
00604	SHENZHEN INVEST	328,442,000	6,388,254,160	5.14	1,116,599,920	22,358,266,627	4.99
00548	SHENZHENEXPRESS	64,332,000	1,069,575,426	6.01	392,097,460	6,823,729,672	5.75
02313	SHENZHOU INT'L	95,905,000	559,301,817	17.15	3,605,152,050	20,568,227,709	17.53
00813	SHIMAO PROPERTY	248,198,000	2,415,015,949	10.28	3,635,919,040	37,252,647,230	9.76
02877	SHINWAY PHARM	19,740,000	260,436,893	7.58	223,028,760	2,997,187,216	7.44
00016	SHK PPT	235,306,511	1,077,920,911	21.83	27,161,843,561	123,595,061,951	21.98
00697	SHOUGANG INT'L	42,108,000	6,044,728,130	0.70	20,585,370	2,929,567,303	0.70
00639	SHOUGANG RES	349,448,000	2,575,816,905	13.57	512,194,060	3,834,892,302	13.36
00272	SHUI ON LAND	1,155,071,000	4,341,137,219	26.61	2,430,995,770	9,167,372,278	26.52
00242	SHUN TAK HOLD	48,512,000	1,032,328,816	4.70	184,987,220	4,034,689,449	4.58
00107	SICHUAN EXPRESS	101,592,000	1,277,663,670	7.95	324,347,400	4,501,645,050	7.21
00460	SIHUAN PHARM	194,413,000	1,995,993,631	9.74	924,584,300	9,498,484,294	9.73
08250	SILK RD ENERGY	860,000	5,384,667,645	0.02	285,300	1,998,491,112	0.01
00171	SILVER GRANT	7,078,000	530,580,432	1.33	9,264,180	724,316,732	1.28
00444	SINCEREWATCH HK	13,660,000	2,508,319,888	0.54	14,955,600	3,513,215,393	0.43
00716	SINGMAS CONT	25,408,000	645,753,786	3.93	31,543,100	803,346,731	3.93
00750	SINGYES SOLAR	184,703,000	1,293,190,364	14.28	1,653,503,550	11,357,661,356	14.56
01177	SINO BIOPHARM	428,974,000	3,306,309,666	12.97	3,501,706,320	27,668,539,865	12.66
00083	SINO LAND	146,803,918	1,256,536,846	11.68	1,780,940,084	15,487,366,854	11.50
00702	SINO OIL & GAS	269,725,000	9,856,059,673	2.74	50,844,050	1,926,978,455	2.64
00297	SINOFERT	195,566,000	3,681,367,993	5.31	306,550,340	6,029,756,985	5.08
00250	SINO-I TECH	20,000	16,172,411,196	0.00	1,880	2,587,676,162	0.00
01168	SINOLINK HOLD	47,444,000	3,150,991,072	1.51	56,097,260	3,354,662,090	1.67
01893	SINOMA	114,269,000	1,769,439,316	6.46	271,507,130	4,201,176,388	6.46
00623	SINOMEDIA	34,462,000	499,634,426	6.90	135,020,670	1,986,604,959	6.80
03377	SINO-OCEAN LAND	246,583,000	4,829,583,104	5.11	1,228,989,735	24,682,661,816	4.98
00386	SINOPEC CORP	2,688,104,157	28,824,189,926	9.33	15,701,616,079	174,640,391,029	8.99
00934	SINOPEC KANTONS	103,416,000	1,277,541,675	8.09	575,672,240	7,406,973,325	7.77
02386	SINOPEC SEG	200,931,500	1,362,013,349	14.75	1,372,203,835	9,368,926,850	14.65
01033	SINOPEC SSC	375,588,000	5,651,707,811	6.65	1,103,332,960	18,138,121,761	6.08
01099	SINOPHARM	142,239,062	1,345,325,876	10.57	4,454,034,151	42,413,139,696	10.50
01297	SINOSOFT TECH	20,222,000	1,288,752,182	1.57	95,989,640	6,182,342,002	1.55
00598	SINOTRANS	393,495,000	4,013,802,382	9.80	1,917,256,200	19,754,842,079	9.71
00368	SINOTRANS SHIP	136,222,500	1,271,138,477	10.72	250,745,110	2,381,162,031	10.53
03808	SINOTRUK	26,358,000	462,465,874	5.70	115,149,155	2,040,117,459	5.64

Short selling transactions by designated stock, 2015 (continued)

Stock code	Name	Short selling			Short selling		
		turnover* (shares)	Total turnover (shares)	% of total	Value (HK\$)	Total turnover (HK\$)	% of total
01308	SITC	44,256,000	522,907,822	8.46	195,130,700	2,423,187,307	8.05
01023	SITTOY GROUP	2,266,000	152,442,704	1.49	10,332,180	725,248,415	1.42
00880	SJM HOLDINGS	656,559,000	3,179,366,577	20.65	5,900,419,290	27,279,760,737	21.63
00751	SKYWORTHDIGITAL	300,280,000	3,328,893,930	9.02	1,702,038,260	19,362,775,956	8.79
00315	SMARTONE TELE	19,101,500	425,778,795	4.49	263,104,850	5,872,671,077	4.48
00198	SMI HOLDINGS	125,612,000	20,588,477,682	0.61	92,507,660	17,007,824,659	0.54
00981	SMIC	3,567,539,000	61,244,616,222	5.83	2,859,090,900	48,864,826,868	5.85
00983	SOCAM DEV	7,246,000	130,418,046	5.56	40,346,160	754,766,704	5.35
00410	SOHO CHINA	436,328,000	2,307,493,125	18.91	1,734,778,490	9,971,849,236	17.40
00967	SOUND GLOBAL	22,803,000	500,314,921	4.56	176,337,360	3,246,191,590	5.43
00878	SOUNDWILL HOLD	1,028,500	31,589,716	3.26	14,262,260	388,601,966	3.67
02840	SPDR GOLD TRUST	20	1,820,639	0.00	17,340	1,585,423,108	0.00
03073	SPDR GREATCHINA	647,800	6,194,500	10.46	20,978,570	200,305,045	10.47
01426	SPRING REIT	5,313,000	270,871,777	1.96	18,548,070	927,663,313	2.00
01700	SPRINGLAND	13,179,000	427,456,021	3.08	34,028,990	1,083,399,896	3.14
01251	SPT ENERGY	41,272,000	1,717,720,252	2.40	50,338,580	2,400,121,305	2.10
02005	SSY GROUP	183,136,000	1,985,042,460	9.23	501,507,820	5,776,126,452	8.68
02888	STANCHART	86,405,400	495,199,857	17.45	8,288,863,239	49,018,517,418	16.91
01836	STELLA HOLDINGS	15,779,500	116,252,758	13.57	308,441,485	2,262,522,198	13.63
00102	SUMMIT ASCENT	54,106,000	796,290,848	6.79	228,356,660	3,533,881,332	6.46
00086	SUN HUNG KAI CO	30,360,000	468,408,460	6.48	202,145,180	3,034,980,131	6.66
01918	SUNAC	537,133,000	4,464,078,229	12.03	3,770,508,460	29,829,591,526	12.64
06808	SUNART RETAIL	667,163,500	1,996,118,214	33.42	4,477,409,630	13,585,542,963	32.96
01063	SUNCORP TECH	276,130,000	33,858,249,990	0.82	184,679,120	21,186,123,347	0.87
08008	SUNEVISION	3,738,000	385,048,376	0.97	9,601,950	1,005,704,950	0.95
00435	SUNLIGHT REIT	9,580,000	302,414,691	3.17	37,088,230	1,171,204,925	3.17
02382	SUNNY OPTICAL	340,491,000	1,495,521,590	22.77	5,197,385,160	22,976,109,406	22.62
00509	SUNSHINE	8,685,000	6,736,434,542	0.13	5,921,675	5,124,410,802	0.12
02608	SUNSHINE 100	2,548,000	727,459,314	0.35	7,698,010	2,429,378,934	0.32
02012	SUNSHINE OIL	25,230,000	9,334,722,436	0.27	14,692,534	6,090,041,727	0.24
00019	SWIRE PACIFIC A	62,932,412	379,452,390	16.59	6,051,243,755	36,287,288,786	16.68
01972	SWIREPROPERTIES	82,783,600	618,086,405	13.39	2,009,736,990	14,982,258,449	13.41
01613	SYNERSTONE	124,752,000	16,869,661,809	0.74	64,842,616	7,734,357,087	0.84
00088	TAI CHEUNG HOLD	485,000	38,288,959	1.27	3,211,650	251,935,334	1.27
00573	TAO HEUNG HLDGS	522,000	43,406,544	1.20	1,704,380	139,707,962	1.22
00621	TAUNG GOLD	20,580,000	6,399,905,100	0.32	3,270,640	1,030,812,052	0.32
01136	TCC INT'L HOLD	100,456,000	1,018,001,412	9.87	212,417,880	2,424,248,154	8.76
02618	TCL COMM	136,433,000	1,019,784,049	13.38	936,475,090	7,639,390,988	12.26
01070	TCL MULTIMEDIA	125,020,000	1,282,933,306	9.74	638,388,780	6,607,431,869	9.66
03823	TECH PRO	97,892,000	2,936,122,243	3.33	467,680,720	11,347,006,708	4.12
01206	TECHNOVATOR	16,456,000	799,362,736	2.06	90,563,860	4,366,439,601	2.07
00669	TECHTRONIC IND	84,235,500	903,936,918	9.32	2,348,239,375	25,043,670,182	9.38
00700	TENCENT	845,578,669	5,039,836,841	16.78	122,840,124,725	727,097,353,378	16.89
06868	TENFU	397,000	34,815,613	1.14	1,316,020	107,786,731	1.22
01219	TENWOW INT'L	6,626,000	543,070,336	1.22	17,905,010	1,539,850,406	1.16
02678	TEXHONG TEXTILE	4,758,000	195,793,737	2.43	31,887,060	1,387,437,114	2.30
00321	TEXWINCA HOLD	24,212,000	516,139,333	4.69	181,507,320	3,910,548,241	4.64
00028	TIAN AN	2,326,000	161,318,880	1.44	10,634,370	725,915,634	1.46
01600	TIAN LUN GAS	979,500	33,605,480	2.91	7,420,335	255,690,595	2.90
01980	TIANGE	8,498,000	898,193,023	0.95	40,745,450	4,305,717,219	0.95
00826	TIANGONG INT'L	73,416,000	1,964,944,496	3.74	101,858,180	2,416,080,229	4.22
01065	TIANJIN CAPITAL	45,358,000	1,011,240,718	4.49	278,390,020	6,578,993,038	4.23
00882	TIANJIN DEV	38,996,000	759,350,577	5.14	247,738,060	4,755,908,560	5.21
03382	TIANJINPORT DEV	82,078,000	2,433,176,104	3.37	146,406,060	4,512,560,400	3.24
00819	TIANNENG POWER	128,626,000	1,465,565,208	8.78	583,248,620	6,373,532,089	9.15
01115	TIBET 5100	36,439,000	607,528,590	6.00	91,606,360	1,570,422,483	5.83
01233	TIMES PPT	5,010,000	636,870,073	0.79	16,110,350	2,069,587,704	0.78
00322	TINGYI	574,752,000	2,010,187,804	28.59	8,491,295,840	30,249,788,494	28.07
02383	TOM GROUP	21,574,000	688,239,917	3.13	42,374,440	1,418,580,565	2.99
00258	TOMSON GROUP	154,000	85,193,959	0.18	280,500	168,441,312	0.17
01666	TONG REN TANG	44,123,000	413,628,361	10.67	531,218,270	4,960,437,463	10.71
00698	TONGDA GROUP	190,750,000	5,859,769,823	3.26	252,586,700	7,825,590,931	3.23
08138	TONGRENTANGCMM	3,130,000	203,182,497	1.54	33,749,270	2,286,833,226	1.48
01249	TONLY ELEC	1,006,000	63,521,404	1.58	6,383,160	386,843,534	1.65
03886	TOWN HEALTH	207,612,000	2,558,901,494	8.11	422,861,460	5,408,703,654	7.82
01083	TOWNGAS CHINA	195,475,000	1,089,042,571	17.95	1,305,212,600	7,190,297,654	18.15
00903	TPV TECHNOLOGY	7,700,000	383,071,766	2.01	12,184,020	654,047,224	1.86
02800	TRACKER FUND	4,274,433,500	14,115,522,824	30.28	107,578,313,725	353,586,705,185	30.42
00570	TRAD CHI MED	192,310,000	2,412,085,086	7.97	1,099,256,080	13,688,553,531	8.03
00536	TRADELINK	290,000	631,057,878	0.05	437,460	1,153,925,491	0.04
00062	TRANSPORT INT'L	674,000	42,265,947	1.59	13,371,604	827,829,460	1.62
00696	TRAVELSKY TECH	110,975,000	1,628,603,044	6.81	1,387,481,430	19,390,144,341	7.16
01300	TRIGIANT	14,078,000	931,105,040	1.51	28,134,920	1,852,373,047	1.52
00891	TRINITY	105,224,000	1,283,503,080	8.20	131,818,540	1,561,068,275	8.44
00732	TRULY INT'L	240,298,000	1,698,154,249	14.15	669,761,240	4,958,624,383	13.51
00206	TSC GROUP	485,000	233,238,600	0.21	969,680	478,297,018	0.20
00168	TSINGTAO BREW	170,601,938	506,739,409	33.67	7,454,217,135	22,467,609,164	33.18
01314	TSUI WAH HLDG	17,034,000	365,921,633	4.66	41,755,720	851,936,591	4.90
00511	TVB	29,755,800	237,266,448	12.54	1,138,571,830	9,573,463,325	11.89
01599	UCD	8,651,000	540,827,088	1.60	39,101,700	2,985,607,609	1.31
02211	UNI HEALTH	284,900,000	3,430,876,613	8.30	958,305,020	11,705,136,139	8.19
03933	UNITED LAB	102,986,000	1,406,845,117	7.32	488,245,420	6,446,051,866	7.57
00686	UNITED PV	141,280,000	9,256,178,516	1.53	149,368,080	10,149,482,580	1.47
00467	UNITEDENERGY GP	1,398,000	402,606,035	0.35	1,662,300	464,238,802	0.36
00307	UP ENERGY DEV	18,000	3,729,647,977	0.00	9,600	1,857,449,689	0.00
00220	U-PRESID CHINA	431,998,000	2,013,325,019	21.46	2,802,518,731	13,733,946,637	20.41

Short selling transactions by designated stock, 2015 (continued)

Stock code	Name	Short selling turnover* (shares)	Total turnover (shares)	% of total	Short selling Value (HK\$)	Total turnover Value (HK\$)	% of total
00082	V1 GROUP	54,496,000	4,980,545,442	1.09	36,435,400	3,653,797,186	1.00
03095	VALUE A SHARE	1,126,500	76,425,456	1.47	10,706,545	738,465,067	1.45
83095	VALUE A SHARE-R	525,500	12,129,000	4.33	4,792,759	113,997,500	4.20
03046	VALUE CHINA ETF	225,400	2,213,801	10.18	9,143,940	92,722,145	9.86
03084	VALUE JAPAN ETF	107,400	3,661,700	2.93	1,370,076	46,866,444	2.92
03041	VALUE KOREA ETF	8,800	928,620	0.95	255,670	27,870,415	0.92
00806	VALUE PARTNERS	236,603,000	2,457,233,898	9.63	2,244,703,880	25,521,062,755	8.80
03060	VALUE TW ETF	3,400	446,600	0.76	116,160	14,570,625	0.80
03081	VALUEGOLD ETF	220,800	7,682,920	2.87	6,359,955	218,515,439	2.91
83081	VALUEGOLD ETF-R	8,300	77,700	10.68	239,435	2,176,919	11.00
00710	VARITRONIX INTL	1,785,000	91,367,159	1.95	10,459,570	532,970,127	1.96
02805	VG FTSE ASIAJ	466,700	4,123,000	11.32	9,529,917	83,490,130	11.41
03101	VG FTSE DEV EUR	700,500	10,831,205	6.47	12,316,904	194,374,041	6.34
03126	VG FTSE JAPAN	23,600	3,815,300	0.62	517,712	81,416,619	0.64
03140	VG S&P 500	226,500	10,556,529	2.15	3,209,956	153,179,381	2.10
03085	VGFTSEASIAJHJDY	301,400	3,031,750	9.94	6,157,449	59,943,291	10.27
00539	VICTORY CITY	3,728,000	2,815,809,824	0.13	2,970,120	3,132,888,124	0.09
03331	VINDA INT'L	12,789,000	223,436,823	5.72	199,776,780	3,555,487,885	5.62
00345	VITASOY INT'L	7,834,000	177,672,542	4.41	98,427,480	2,257,379,466	4.36
08032	VIVA CHINA	24,952,000	1,682,501,701	1.48	22,103,520	1,681,636,813	1.31
00856	VST HOLDINGS	5,410,000	328,950,911	1.64	13,755,940	848,097,793	1.62
00303	VTECH HOLDINGS	17,828,100	82,578,069	21.59	1,800,184,050	8,175,920,752	22.02
03699	WANDA COMM	146,425,458	1,192,096,839	12.28	8,459,234,667	67,019,677,398	12.62
00169	WANDA HOTEL DEV	18,118,000	559,144,041	3.24	29,218,600	920,131,030	3.18
00151	WANT WANT CHINA	1,536,548,736	5,228,414,027	29.39	11,720,033,097	39,740,693,696	29.49
03393	WASION GROUP	41,630,000	756,028,073	5.51	402,496,040	7,366,524,112	5.46
01129	WATER INDUSTRY	17,004,000	1,611,613,148	1.06	31,481,760	3,012,605,912	1.05
02338	WEICHAI POWER	223,725,000	980,923,903	22.81	3,961,548,770	18,234,742,888	21.73
01066	WEIGAO GROUP	246,064,000	2,437,728,421	10.09	1,472,609,440	14,795,175,931	9.95
02698	WEIQIAO TEXTILE	8,534,000	304,441,860	2.80	38,644,490	1,402,390,688	2.76
00382	WELLING HOLDING	15,296,000	683,846,891	2.24	25,825,760	1,110,574,295	2.33
02233	WESTCHINACEMENT	510,418,000	8,622,050,669	5.92	678,819,860	11,639,288,047	5.83
00288	WH GROUP	1,127,534,000	6,424,403,675	17.55	5,278,296,645	31,272,672,577	16.88
00004	WHARF HOLDINGS	309,410,641	1,265,807,363	24.44	15,668,770,102	65,153,636,898	24.05
00020	WHEELLOCK	48,406,000	332,526,191	14.56	1,869,690,700	12,831,042,734	14.57
00289	WING ON CO	5,000	6,168,880	0.08	138,500	158,422,504	0.09
00369	WING TAI PPT	108,000	51,013,539	0.21	545,300	248,162,523	0.22
00209	WINSHINE ENT	55,832,000	6,997,720,547	0.80	48,788,720	6,151,141,377	0.79
01661	WISDOM SPORTS	89,231,000	1,891,723,596	4.72	452,886,040	9,939,385,947	4.56
02839	WISE HKLMREAL	2,000	4,915,000	0.04	12,375	30,955,660	0.04
02825	WISECSIHK100ETF	6,800	13,513,000	0.05	141,868	295,986,931	0.05
02236	WISON ENGRG	861,000	2,263,080,743	0.04	776,080	4,082,801,896	0.02
01025	WUMART	35,728,000	493,961,026	7.23	197,060,720	2,702,812,414	7.29
01369	WUZHOU INT'L	61,400,000	4,038,390,382	1.52	80,913,160	5,313,576,648	1.52
01128	WYNN MACAU	714,645,200	3,239,479,985	22.06	10,781,748,012	47,539,569,448	22.68
03049	X DBCSI300	339,000	208,790,511	0.16	3,163,770	1,753,260,733	0.18
03087	X DBFTSEVIET	24,130	2,103,768	1.15	4,962,915	408,625,419	1.21
03013	X DBMSCIASIAHDY	3,800	1,426,400	0.27	54,720	21,301,724	0.26
03009	X DBMSCIEM	1,000	511,603	0.20	25,750	14,575,359	0.18
03045	X DBMSCIINDIA	3,500	1,330,350	0.26	288,250	109,617,798	0.26
03099	X DBMSCIINDO	13,000	574,710	2.26	1,220,996	54,800,200	2.23
03106	X DBMSCIPAKIST	1,500	1,765,500	0.08	23,820	26,855,790	0.09
03027	X DBMSCIRUSSIA	299,250	21,227,629	1.41	4,180,049	323,410,457	1.29
03020	X DBMSCIUSA	8,565	606,648	1.41	3,450,417	245,312,813	1.41
03019	X DBMSCIWORLD	6,375	1,301,791	0.49	229,024	46,644,029	0.49
03015	X DBNIFTY50	4,505	21,718	20.74	4,561,440	22,379,799	20.38
02823	X ISHARES A50	11,502,978,050	51,369,621,477	22.39	151,299,647,839	670,571,591,970	22.56
02846	X ISHARESCSI300	185,400	19,935,768	0.93	5,874,460	649,899,256	0.90
02827	X WISECSI300ETF	5,369,800	489,955,606	1.10	182,311,520	18,046,182,798	1.01
03091	X XIE INDIA	169,500	923,100	18.36	1,509,810	8,782,086	17.19
03031	X XIE INDO	634,500	2,250,910	28.19	3,850,788	13,902,943	27.70
03090	X XIE KOREA	70,500	12,836,400	0.55	493,716	94,107,887	0.52
03029	X XIE MALAY	93,900	1,984,210	4.73	618,873	14,366,595	4.31
03037	X XIE PHIL	139,200	734,710	18.95	1,446,834	8,075,338	17.92
03089	X XIE TAIWAN	167,700	1,766,410	9.49	1,385,958	15,324,944	9.04
03069	X XIE THAI	276,600	2,698,010	10.25	2,206,599	24,395,512	9.05
00520	XIABUXIABU	39,000	113,778,948	0.03	147,555	504,477,891	0.03
03378	XIAMEN PORT	118,332,000	2,792,122,832	4.24	344,356,100	8,932,156,856	3.86
03161	XIE CHIMER ETF	14,336,200	83,635,800	17.14	110,665,242	674,004,700	16.42
03102	XIE GARY ETF	102,200	3,848,800	2.66	796,426	29,530,042	2.70
01899	XINGDA INT'L	40,916,000	1,067,014,044	3.83	92,718,240	2,395,261,227	3.87
00811	XINHUA WINSHARE	19,601,000	428,847,620	4.57	148,669,380	3,226,907,214	4.61
00868	XINYI GLASS	259,646,000	2,715,022,549	9.56	1,098,924,480	11,883,446,047	9.25
00968	XINYI SOLAR	657,328,000	7,943,648,364	8.27	1,975,730,060	22,821,337,297	8.66
01368	XTEP INT'L	44,431,000	1,161,829,427	3.82	149,947,990	4,021,979,625	3.73
00346	YANCHANG PETRO	51,600,000	2,006,006,427	2.57	15,801,870	596,263,959	2.65
01171	YANZHOU COAL	681,934,000	4,036,861,446	16.89	4,044,681,960	25,193,154,926	16.05
01230	YASHILI INT'L	35,510,000	635,471,653	5.59	86,983,720	1,612,363,192	5.39
02393	YESTAR INTL	37,317,500	1,259,325,028	2.96	113,438,125	3,763,949,583	3.01
00375	YGM TRADING	33,000	10,215,008	0.32	464,940	110,470,453	0.42
03639	YIDA CHINA	472,000	145,349,873	0.32	1,319,080	407,583,467	0.32
02168	YINGDE GASES	116,150,500	930,804,320	12.48	579,144,525	4,419,224,540	13.11
00408	YIP'S CHEMICAL	2,882,000	164,028,022	1.76	11,885,480	663,169,206	1.79
03948	YITAI COAL	182,200	33,468,010	0.54	1,330,669	262,305,364	0.51
06869	YOFC	355,000	219,626,476	0.16	3,155,605	2,028,162,508	0.16
03669	YONGDA AUTO	22,846,500	477,314,946	4.79	109,351,075	2,199,972,558	4.97

Short selling transactions by designated stock, 2015 (continued)

Stock code	Name	Short selling turnover* (shares)	Total turnover (shares)	% of total	Short selling Value (HK\$)	Total turnover Value (HK\$)	% of total
01431	YST DAIRY	36,333,000	2,621,532,241	1.39	32,441,740	2,265,556,359	1.43
02789	YUANDA CHINA	6,144,000	1,587,722,415	0.39	2,693,010	895,453,902	0.30
03002	YUANTATAIWAN50	8,000	511,600	1.56	87,920	5,779,202	1.52
00551	YUE YUEN IND	62,260,500	477,146,394	13.05	1,738,143,875	13,269,292,361	13.10
00123	YUEXIU PROPERTY	614,846,000	8,293,284,693	7.41	906,243,260	13,352,411,344	6.79
00405	YUEXIU REIT	53,537,000	1,138,756,267	4.70	224,684,280	4,798,646,141	4.68
01052	YUEXIU TRANSPORT	68,010,000	415,683,842	16.36	358,987,840	2,149,943,951	16.70
01068	YURUN FOOD	77,764,000	2,155,494,190	3.61	219,237,650	5,790,075,523	3.79
08005	YUXING INFOTECH	9,996,000	1,234,873,458	0.81	39,591,460	3,853,005,723	1.03
01628	YUZHOU PPT	86,611,000	1,388,685,216	6.24	176,945,860	2,720,943,746	6.50
02098	ZALL DEV	65,343,000	2,652,800,415	2.46	175,088,290	6,210,995,262	2.82
01818	ZHAOJIN MINING	170,919,000	1,631,997,711	10.47	777,611,495	7,609,812,189	10.22
00576	ZHEJIANG EXPRESS	98,942,000	1,662,495,177	5.95	1,028,602,640	16,790,547,942	6.13
01728	ZHENG TONG AUTO	266,531,500	1,926,836,478	13.83	1,032,427,070	7,689,333,081	13.43
00881	ZHONGSHENG HLDG	136,485,500	934,157,717	14.61	677,755,275	4,642,342,515	14.60
03633	ZHONGYU GAS	294,000	59,143,240	0.50	641,480	118,113,641	0.54
01176	ZHUGUANG HOLD	460,000	352,036,234	0.13	712,660	562,873,505	0.13
02899	ZIJIN MINING	1,011,203,258	9,540,975,919	10.60	2,383,293,796	23,750,271,622	10.03
00564	ZMJ	4,910,000	307,475,016	1.60	27,079,032	1,688,786,752	1.60
01157	ZOOMLION	417,172,600	2,887,472,403	14.45	1,998,130,604	14,039,676,632	14.23
00763	ZTE	157,156,800	1,392,328,798	11.29	3,035,516,968	27,041,518,280	11.23
Total		218,891,822,940	3,058,970,144,011	7.16	2,456,696,800,590	18,382,672,676,653	13.36

* Figures are adjusted for late report.

Note: Turnover value traded in non-HKD currency securities have been included.

Monthly short selling transactions, 2015

Month	No. of designated securities (month-end figure)	Number of shares*	Value of transactions* (HK\$)	No. of designated securities recording short selling
Jan	800	16,055,692,934	197,601,241,795	647
Feb	814	10,009,762,230	118,927,023,147	667
Mar	814	16,277,084,996	186,156,359,621	664
Apr	815	24,537,254,471	308,648,371,571	689
May	817	18,499,369,876	235,278,660,137	712
Jun	816	23,841,525,532	268,668,271,294	699
Jul	818	25,864,007,056	276,416,654,340	701
Aug	883	20,155,032,172	209,517,838,897	755
Sep	885	17,777,316,827	187,499,535,005	741
Oct	889	14,062,174,095	148,065,823,630	715
Nov	847	17,192,058,968	173,404,474,904	747
Dec	848	14,620,543,783	146,512,546,249	706
Total		218,891,822,940	2,456,696,800,590	

* Figures are adjusted for late report.

Note: Turnover value traded in non-HKD currency securities have been included.

Newly listed companies

Ordinary companies

Code	Company	Listing method/ Industry Classification *	No. of shares offered	Offer price (HK\$)	Funds raised (HK\$Mil)	Listing date/ subscription rate (times)	Sponsor
01673 *	Huazhang Technology Holding Ltd.	Transfer of listing	n.a.	n.a.	n.a.	2015/01/05	+ n.a.
02212	Future Bright Mining Holdings Ltd.	Industrials – Industrial Engineering					
		Offer for subscription	26,400,000 (a)	0.88	23.23	2015/01/09	Guotai Junan Capital Ltd.
		Offer for placing	61,600,000 (b)	0.88	54.21	24.20	
01326 *	Pegasus Entertainment Holdings Ltd.	Materials – Diversified Metals & Minerals	n.a.	n.a.	n.a.	2015/01/09	+ n.a.
06866	Zuoli Kechuang Micro-finance Co. Ltd. – H Shares	Transfer of listing Consumer Services – Media & Entertainment					
		Offer for subscription	30,000,000 (a)	1.30	39.00	2015/01/13	China Galaxy International Securities (Hong Kong) Co., Ltd.
		Offer for placing	270,000,000 (b)	1.30	351.00	1.29	
03708	Yat Sing Holdings Ltd.	Financials – Other Financials					
		Offer for subscription	83,910,000 (a)	0.60	50.35	2015/01/14	TC Capital Asia Ltd.
		Offer for sales	139,850,000 (b)	0.60	83.91	27.58	
		Offer for placing	55,940,000 (b)	0.60	33.56		
01993	Asiaray Media Group Ltd.	Properties & Construction – Construction					
		Offer for subscription	11,000,000 (a)	6.00	66.00	2015/01/15	BOCI Asia Ltd.
		Offer for placing	99,000,000 (b)	6.00	594.00	1.29	
01362	SIS Mobile Holdings Ltd.	Consumer Services – Media & Entertainment					
		Offer for subscription	22,400,000 (a)	0.82	18.37	2015/01/15	Haitong International Capital Ltd.
		Offer for placing	22,400,000 (b)	0.82	18.37	171.50	
06161	Target Insurance (Holdings) Ltd.	Information Technology – IT Hardware					
		Offer for subscription	12,500,000 (a)	1.61	20.13	2015/01/15	CLC International Ltd.
		Offer for placing	131,250,000 (b)	1.61	211.31	11.80	
06822	King's Flair International (Holdings) Ltd.	Financials – Insurance					
		Offer for subscription	17,500,000 (a)	1.38	24.15	2015/01/16	Baron Global Financial Services Ltd.
		Offer for placing	157,500,000 (b)	1.38	217.35	6.07	
01327	Time2U International Holding Ltd.	Consumer Goods – Household Goods & Electronics					
		Offer for subscription	52,000,000 (a)	1.10	57.20	2015/01/30	Cinda International Capital Ltd.
		Offer for sales	104,000,000 (b)	1.10	114.40	2.02	
		Offer for placing	104,000,000 (b)	1.10	114.40		
01027	Jicheng Umbrella Holdings Ltd.	Consumer Goods – Textiles, Clothing & Personal Care					
		Offer for subscription	15,000,000 (a)	1.10	16.50	2015/02/13	Ping An of China Capital (Hong Kong) Co. Ltd.
		Offer for placing	135,000,000 (b)	1.10	148.50	1.71	
01858	Beijing Chunlizhengda Medical Instruments Co., Ltd. – H Shs	Consumer Goods – Household Goods & Electronics					
		Offer for subscription	8,335,000 (a)	13.88	115.69	2015/03/11	China Everbright Capital Ltd.
		Offer for placing	10,835,400 (b)	13.88	150.40	373.55	
00442	KTL International Holdings Group Ltd.	Consumer Goods – Healthcare					
		Offer for subscription	8,400,000 (a)	3.00	25.20	2015/03/11	CCB International Capital Ltd.
		Offer for placing	19,600,000 (b)	3.00	58.80	40.79	China Galaxy International Securities (Hong Kong) Co., Ltd.
01430	Suchuang Gas Corporation Ltd.	Consumer Goods – Textiles, Clothing & Personal Care					
		Offer for subscription	20,000,000 (a)	2.08	41.60	2015/03/11	BNP Paribas Securities (Asia) Ltd.
		Offer for placing	206,236,000 (b)	2.08	428.97	5.67	
01566	China Animation Characters Co. Ltd.	Utilities – Utilities					
		Offer for subscription	46,457,000 (a)	3.65	169.57	2015/03/12	BNP Paribas Securities (Asia) Ltd.
		Offer for placing	60,823,000 (b)	3.65	222.00	4.33	
01310	HKBN Ltd.	Consumer Services – Media & Entertainment					
		Offer for sale (HK Offer)	53,806,500 (a)	9.00	484.26	2015/03/12	Goldman Sachs (asia) L.L.C.
		Offer for sale (Int'l Offer)	687,789,500 (b)	9.00	6,190.11	0.67	J.P. Morgan Securities (Far East) Ltd. UBS Securities Hong Kong Ltd.
01468 *	UKF (Holdings) Ltd.	Telecommunications – Telecommunications	n.a.	n.a.	n.a.	2015/03/20	+ n.a.
01415	Cowell e Holdings Inc.	Consumer Goods – Textiles, Clothing & Personal Care					
		Offer for subscription	20,800,000 (a)	4.25	88.40	2015/03/31	Morgan Stanley Asia Ltd.
		Offer for sales	156,000,000 (b)	4.25	663.00	5.24	
		Offer for placing	62,400,000 (b)	4.25	265.20		
03606	Fuyao Glass Industry Group Co., Ltd. – H Shares	Industrials – Industrial Engineering					
		Offer for subscription	76,944,000 (a)	16.80	1,292.66	2015/03/31	China Merchants Securities (HK) Co., Ltd.
		Offer for placing	428,687,200 (b)	16.80	7,201.94	45.07	UBS Securities Hong Kong Ltd.
01245	Niraku GC Holdings, Inc.	Consumer Goods – Automobiles					
		Offer for subscription	30,000,000 (a)	1.18	35.40	2015/04/08	Shenyin Wanguo Capital (H.K.) Ltd.
		Offer for placing	270,000,000 (b)	1.18	318.60	3.05	
01776	GF Securities Co., Ltd. – H Shares	Consumer Services – Hotels, Casinos, Restaurants & Leisure Facilities					
		Offer for subscription	295,964,800 (a)	18.85	5,578.94	2015/04/10	GF Capital (Hong Kong) Ltd.
		Offer for placing	1,405,831,400 (b)	18.85	26,499.92	181.34	Goldman Sachs (Asia) L.L.C.
01500	In Construction Holdings Ltd.	Financials – Other Financials					
		Offer for subscription	100,000,000 (a)	0.66	66.00	2015/04/16	Oriental Patron Asia Ltd.
		Offer for sales	40,000,000 (b)	0.66	26.40	447.9	
		Offer for placing	90,000,000 (b)	0.66	59.40		
06826	Shanghai Haohai Biological Technology Co., Ltd. – H Shares	Properties & Construction – Construction					
		Offer for subscription	20,000,000 (a)	59.00	1,180.00	2015/04/30	UBS Securities Hong Kong Ltd.
		Offer for placing	20,045,300 (b)	59.00	1,182.67	179.36	
01470	Tic Tac International Holdings Co. Ltd.	Consumer Goods – Healthcare					
		Offer for subscription	100,000,000 (a)	0.68	68.00	2015/05/12	Quam Capital Ltd.
		Offer for placing	100,000,000 (b)	0.68	68.00	839.1	
		Consumer Goods – Textiles, Cloting & Personal Care					

Newly listed companies (continued)

Ordinary companies

Code	Company	Listing method/ Industry Classification *	No. of shares offered	Offer price (HK\$)	Funds raised (HK\$Mil)	Listing date/ subscription rate (times)	Sponsor
01301	D&G Technology Holding Co. Ltd.	Offer for subscription	75,000,000 (a)	2.28	171.00	2015/05/27	BOCOM International (Asia) Ltd.
		Offer for placing	94,258,000 (b)	2.28	214.91	162.00	
		Industrials - Industrial Engineering					
06839	Yunnan Water Investment Co., Ltd. - H Shares	Offer for subscription	143,762,000 (a)	5.80	833.82	2015/05/27	China Merchants Securities (HK) Co., Ltd.
		Offer for placing	186,887,000 (b)	5.80	1,083.94	354.00	
		Utilities - Utilities					
06886	Huatai Securities Co., Ltd. - H Shares	Offer for subscription	280,000,000 (a)	24.80	6,944.00	2015/06/01	Huatai Financial Holdings (Hong Kong) Ltd.
		Offer for placing	1,282,768,800 (b)	24.80	31,812.67	278.98	J.P. Morgan Securities (Far East) Ltd.
		Financials - Other Financials					UBS Securities Hong Kong Ltd.
01520 #	Runway Global Holdings Co. Ltd.	Transfer of listing	n.a.	n.a.	n.a.	2015/06/01	+ n.a.
		Consumer Goods - Textiles, Clothing & Personal Care				n.a.	
01113	Cheung Kong Property Holdings Ltd.	Introduction	n.a.	n.a.	n.a.	2015/06/03	Merrill Lynch Far East Ltd.
		Properties & Construction - Properties				n.a.	HSBC Corporate Finance (Hong Kong) Ltd.
01530	3SBio Inc.	Offer for subscription	242,440,000 (a)	9.10	2,206.20	2015/06/11	CITIC Securities Corporate Finance (HK) Ltd.
		Offer for sales	121,220,000 (b)	9.10	1,103.10	201.57	Goldman Sachs (Asia) L.L.C.
		Offer for placing	333,355,000 (b)	9.10	3,033.53		Morgan Stanley Asia Ltd.
		Consumer Goods - Healthcare					
06108 #	New Ray Medicine International Holding Ltd.	Transfer of listing	n.a.	n.a.	n.a.	2015/06/16	+ n.a.
		Consumer Goods - Healthcare				n.a.	
06183	China Greenfresh Group Co., Ltd.	Offer for subscription	15,000,000 (a)	4.71	70.65	2015/06/18	Essence Corporate Finance (Hong Kong) Ltd.
		Offer for sales	25,000,000 (b)	4.71	117.75	13.46	
		Offer for placing	110,000,000 (b)	4.71	518.10		
		Consumer Goods - Agricultural Products					
00574	Pa Shun Pharmaceutical International Holdings Ltd.	Offer for subscription	125,000,000 (a)	1.22	152.50	2015/06/19	China Everbright Capital Ltd.
		Offer for placing	125,000,000 (b)	1.22	152.50	239.70	
		Consumer Goods - Healthcare					
02686	AAG Energy Holdings Ltd.	Offer for subscription	76,140,000 (a)	3.00	228.42	2015/06/23	China International Capital Corporation
		Offer for sales	95,239,080 (b)	3.00	285.72	5.26	Hong Kong Securities Ltd.
		Offer for placing	590,020,920 (b)	3.00	1,770.06		HSBC Corporate Finance (Hong Kong) Ltd.
		Energy - Oil & Gas					
01528	Red Star Macalline Group Corporation Ltd. - H Shares	Offer for subscription	54,358,800 (a)	13.28	721.88	2015/06/26	China International Capital Corporation
		Offer for placing	489,229,200 (b)	13.28	6,496.96	5.58	Hong Kong Securities Ltd.
		Properties & Construction - Properties					Goldman Sachs (Asia) L.L.C.
							Morgan Stanley Asia Ltd.
06133	Vital Mobile Holdings Ltd.	Offer for subscription	63,750,000 (a)	2.48	158.10	2015/06/26	Haitong International Capital Ltd.
		Offer for sales	8,500,000 (b)	2.48	21.08	18.23	
		Offer for placing	140,250,000 (b)	2.48	347.82		
		Information Technology - IT Hardware					
03396	Legend Holdings Corporation - H Shares	Offer for subscription	26,470,800 (a)	42.98	1,137.71	2015/06/29	China International Capital Corporation
		Offer for placing	329,760,100 (b)	42.98	14,173.09	45.17	Hong Kong Securities Ltd.
		Conglomerates - Conglomerates					UBS Securities Hong Kong Ltd.
03882	Sky Light Holdings Ltd.	Offer for subscription	80,000,000 (a)	3.38	270.40	2015/07/02	BOCI Asia Ltd.
		Offer for placing	120,319,000 (b)	3.38	406.68	86.00	
		Consumer Goods - Household Goods & Electronics					
02286	Chen Xing Development Holdings Ltd.	Offer for subscription	10,000,000 (a)	3.00	30.00	2015/07/03	ICBC International Capital Ltd.
		Offer for placing	90,000,000 (b)	3.00	270.00	4.29	
		Properties & Construction - Properties					
03839	Chia Tai Enterprises International Ltd.	Introduction	n.a.	n.a.	n.a.	2015/07/03	UBS Securities Hong Kong Ltd.
		Consumer Goods - Healthcare				n.a.	
02193	Man King Holdings Ltd.	Offer for subscription	50,000,000 (a)	0.80	40.00	2015/07/03	Ample Capital Ltd.
		Offer for placing	65,000,000 (b)	0.80	52.00	1,836.90	
		Properties & Construction - Construction					
01986	Tsaker Chemical Group Ltd.	Offer for subscription	12,500,000 (a)	4.01	50.13	2015/07/03	Haitong International Capital Ltd.
		Offer for placing	113,625,000 (b)	4.01	455.64	1.80	
		Materials - Basic Materials					
06878 #	Differ Group Holding Co. Ltd.	Transfer of listing	n.a.	n.a.	n.a.	2015/07/06	+ n.a.
		Financials - Other Financials				n.a.	
01456	Guolian Securities Co., Ltd. - H Shares	Offer for subscription	44,264,000 (a)	8.00	354.11	2015/07/06	BOCOM International (Asia) Ltd.
		Offer for sales	40,240,000 (b)	8.00	321.92	1.87	ABCI Capital Ltd.
		Offer for placing	358,136,000 (b)	8.00	2,865.09		Qilu International Capital Ltd.
		Financials - Other Financials					
02699	Xinming China Holdings Ltd.	Offer for subscription	24,610,000 (a)	1.43	35.19	2015/07/06	China Everbright Capital Ltd.
		Offer for placing	445,390,000 (b)	1.43	636.91	0.524	
		Properties & Construction - Properties					
01509	Harmonicare Medical Holdings Ltd.	Offer for subscription	21,081,000 (a)	7.55	159.16	2015/07/07	Morgan Stanley Asia Ltd.
		Offer for sales	19,000,000 (b)	7.55	143.45	8.72	CCB International Capital Ltd.
		Offer for placing	173,824,000 (b)	7.55	1,312.37		
		Consumer Goods - Healthcare					
00799 #	IGG Inc	Transfer of listing	n.a.	n.a.	n.a.	2015/07/07	+ n.a.
		Information Technology - Software & Services				n.a.	
01461	LUZHENG FUTURES Co. Ltd. - H Shares	Offer for subscription	27,500,000 (a)	3.32	91.30	2015/07/07	Qilu International Capital Ltd.
		Offer for sales	25,190,000 (b)	3.32	83.63	4.00	Haitong International Capital Ltd.
		Offer for placing	224,400,000 (b)	3.32	745.01		
		Financials - Other Financials					
06836	Tianyun International Holdings Ltd.	Offer for subscription	25,000,000 (a)	1.28	32.00	2015/07/07	Guotai Junan Capital Ltd.
		Offer for placing	225,000,000 (b)	1.28	288.00	3.60	
		Consumer Goods - Food & Beverages					
02666	Universal Medical Fin & Technical Advisory Services Co. Ltd.	Offer for subscription	169,276,000 (a)	8.18	1,384.68	2015/07/08	Goldman Sachs (Asia) L.L.C.
		Offer for placing	277,462,500 (b)	8.18	2,269.64	52.08	Nomura International (Hong Kong) Ltd.
		Financials - Other Financials					

Newly listed companies (continued)

Ordinary companies

Code	Company	Listing method/ Industry Classification *	No. of shares offered	Offer price (HK\$)	Funds raised (HK\$Mil)	Listing date/ subscription rate (times)	Sponsor
01498	PuraPharm Corporation Ltd.	Offer for subscription	21,339,000 (a)	5.98	127.61	2015/07/08 38.80	BOCOM International (Asia) Ltd.
		Offer for sales	14,880,000 (b)	5.98	88.98		
		Offer for placing	34,911,000 (b)	5.98	208.77		
03737	Zhongzhi Pharmaceutical Holdings Ltd.	Consumer Goods – Healthcare	60,000,000 (a)	2.46	147.60	2015/07/13 3.38	Goosen Securities (HK) Capital Co. Ltd.
		Offer for subscription	140,000,000 (b)	2.46	344.40		
		Offer for placing					
06896	Golden Throat Holdings Group Co. Ltd.	Consumer Goods – Healthcare	18,159,000 (a)	4.60	83.53	2015/07/15 1.44	Credit Suisse (Hong Kong) Ltd.
		Offer for subscription	186,254,000 (b)	4.60	856.77		
		Offer for placing					
01486 #	C Cheng Holdings Ltd.	Transfer of listing	n.a.	n.a.	n.a.	2015/08/03	+ n.a.
03966 #	Mastercraft International Holdings Ltd.	Properties & Construction – Construction					
		Transfer of listing	n.a.	n.a.	n.a.	2015/08/05	+ n.a.
03969	China Railway Signal & Communication Corporation Ltd. – H Shs	Consumer Goods – Household Goods & Electronics					
		Offer for subscription	47,337,000 (a)	6.30	298.22	2015/08/07 0.54	Citigroup Global Markets Asia Ltd. Morgan Stanley Asia Ltd. UBS Securities Hong Kong Ltd.
		Offer for placing	1,742,482,000 (b)	6.30	10,977.64		
Information Technology – Software & Services							
01718	Wan Kei Group Holdings Ltd.	Offer for subscription	100,000,000 (a)	0.85	85.00	2015/08/11 168.00	Kingsway Capital Ltd.
		Offer for sales	100,000,000 (b)	0.85	85.00		
01483 #	U Banquet Group Holding Ltd.	Properties & Construction – Construction					
		Transfer of listing	n.a.	n.a.	n.a.	2015/08/31	+ n.a.
01499	LEAP Holdings Group Ltd.	Consumer Services – Hotels, Casinos, Restaurants & Leisure Facilities					
		Offer for subscription	171,600,000 (a)	0.25	42.90	2015/09/02 20.86	TC Capital Asia Ltd.
		Offer for sales	286,000,000 (b)	0.25	71.50		
Offer for placing	114,400,000 (b)	0.25	28.60				
00863 #	Branding China Group Ltd.	Properties & Construction – Construction					
		Transfer of listing	n.a.	n.a.	n.a.	2015/09/08	+ n.a.
01683	LC Group Holdings Ltd.	Consumer Services – Media & Entertainment					
		Offer for subscription	12,500,000 (a)	1.00	12.50	2015/09/08 7.50	Ample Capital Ltd.
Offer for placing	112,500,000 (b)	1.00	112.50				
00974	China Shun Ke Long Holdings Ltd.	Properties & Construction – Construction					
		Offer for subscription	6,781,000 (a)	2.88	19.53	2015/09/10 0.947	China Everbright Capital Ltd.
		Offer for placing	68,819,000 (b)	2.88	198.20		
Consumer Services – Retailers							
02086 #	Advanced Card Systems Holdings Ltd.	Transfer of listing	n.a.	n.a.	n.a.	2015/09/29	+ n.a.
01970	IMAX China Holding, Inc.	Information Technology – IT Hardware					
		Offer for subscription	4,779,900 (a)	31.00	148.18	2015/10/08 0.77	Morgan Stanley Asia Ltd.
		Offer for sales	53,475,000 (b)	31.00	1,657.73		
		Offer for placing	13,045,100 (b)	31.00	404.40		
Consumer Services – Media & Entertainment							
02199	Regina Miracle International (Holdings) Ltd.	Offer for subscription	29,500,000 (a)	5.60	165.20	2015/10/08 1.11	Morgan Stanley Asia Ltd.
		Offer for placing	309,750,000 (b)	5.60	1,734.60		
		Consumer Goods – Textiles, Clothing & Personal Care					
01527	Zhejiang Tengy Environmental Technology Co., Ltd. – H Shares	Offer for subscription	3,368,400 (a)	10.90	36.72	2015/10/12 0.9624	China Everbright Capital Ltd.
		Offer for placing	31,631,600 (b)	10.90	344.78		
01476	Hengtai Securities Co., Ltd. – H Shares	Industrials – Industrial Engineering					
		Offer for subscription	6,092,000 (a)	3.92	23.88	2015/10/15 0.16	BOCOM International (Asia) Ltd. Haitong International Capital Ltd.
		Offer for sales	40,986,000 (b)	3.92	160.67		
Offer for placing	403,768,000 (b)	3.92	1,582.77				
01533	Lanzhou Zhuangyuan Pasture Co., Ltd. – H Shares	Financials – Other Financials					
		Offer for subscription	3,513,000 (a)	5.30	18.62	2015/10/15 3.27	GF Capital (Hong Kong) Ltd.
		Offer for placing	31,617,000 (b)	5.30	167.57		
Consumer Goods – Food & Beverages							
01532	China Partytime Culture Holdings Ltd.	Offer for subscription	93,750,000 (a)	1.00	93.75	2015/10/16 162.80	China Investment Securities International Capital Ltd.
		Offer for placing	99,984,000 (b)	1.00	99.98		
		Consumer Goods – Textiles, Clothing & Personal Care					
02669	China Overseas Property Holdings Ltd.	Introduction	n.a.	n.a.	n.a.	2015/10/23	Merrill Lynch Far East Ltd.
01508	China Reinsurance (Group) Corporation – H Shares	Consumer Services – Support Services					
		Offer for subscription	576,990,000 (a)	2.70	1,557.87	2015/10/26 93.97	HSBC Corporate Finance (Hong Kong) Ltd. China International Capital Corporation Hong Kong Securities Ltd. UBS Securities Hong Kong Ltd. HSBC Corporate Finance (Hong Kong) Ltd. Goldman Sachs (Asia) L.L.C.
		Offer for placing	5,495,207,000 (b)	2.70	14,837.06		
		Financials – Insurance					
Offer for subscription	288,494,000 (a)	3.09	891.45				
02799	China Huarong Asset Management Co., Ltd. – H Shares	Offer for placing	6,085,844,000 (b)	3.09	18,805.26	2015/10/30 3.22	HSBC Corporate Finance (Hong Kong) Ltd. China International Capital Corporation Hong Kong Securities Ltd. Citigroup Global Markets Asia Ltd. ICBC International Capital Ltd.
		Financials – Other Financials					
01389 #	Major Holdings Ltd.	Transfer of listing	n.a.	n.a.	n.a.	2015/10/30	+ n.a.
01495	Jiji Household International Holdings Ltd.	Consumer Goods – Food & Beverages					
		Offer for subscription	27,000,000 (a)	1.28	34.56	2015/11/06 16.00	Cinda International Capital Ltd.
		Offer for placing	63,000,000 (b)	1.28	80.64		
Properties & Construction – Construction							
03908	China International Capital Corporation Ltd. – H Shares	Offer for subscription	61,140,800 (a)	10.28	628.53	2015/11/09 4.70	China International Capital Corporation Hong Kong Securities Ltd. ABCI Capital Ltd.
		Offer for sales	63,919,600 (b)	10.28	657.09		
		Offer for placing	578,055,200 (b)	10.28	5,942.41		
		Financials – Other Financials					

Newly listed companies (continued)

Ordinary companies

Code	Company	Listing method/ Industry Classification *	No. of shares offered	Offer price (HK\$)	Funds raised (HK\$Mil)	Listing date/ subscription rate (times)	Sponsor
01556	Chinney Kin Wing Holdings Ltd.	Offer for subscription	191,250,000 (a)	0.59	112.84	2015/11/11 169.00	Haitong International Capital Ltd.
		Offer for placing	191,250,000 (b)	0.59	112.84		
01452	Denox Environmental & Technology Holdings Ltd.	Properties & Construction - Construction				2015/11/12	China Merchants Securities (HK) Co., Ltd. CCB International Capital Ltd.
		Offer for subscription	12,500,000 (a)	2.10	26.25		
03799	Dali Foods Group Co. Ltd.	Offer for placing	112,500,000 (b)	2.10	236.25	2015/11/20	Merrill Lynch Far East Ltd. Morgan Stanley Asia Ltd.
		Industrials - Industrial Engineering					
00932 *	RM Group Holdings Ltd.	Offer for subscription	169,412,000 (a)	5.25	889.41	2015/11/20	n.a.
		Offer for placing	1,524,705,500 (b)	5.25	8,004.70		
02120	Wenzhou Kangning Hospital Co., Ltd. - H Shares	Consumer Goods - Food & Beverages				2015/11/20	Citigroup Global Markets Asia Ltd. CITIC CLSA Capital Markets Ltd.
		Transfer of listing	n.a.	n.a.	n.a.		
01538	Zhong Ao Home Group Ltd.	Consumer Goods - Healthcare				2015/11/20	Citigroup Global Markets Asia Ltd. CITIC CLSA Capital Markets Ltd.
		Offer for subscription	8,800,000 (a)	38.70	340.56		
06865	Flat Glass Group Co., Ltd. - H Shares	Offer for placing	11,440,000 (b)	38.70	442.73	2015/11/26	BOCI Asia Ltd.
		Consumer Goods - Healthcare					
00722	UMP Healthcare Holdings Ltd.	Offer for subscription	22,400,000 (a)	1.88	42.11	2015/11/25	Macquarie Capital Securities Ltd.
		Offer for sales	24,000,000 (b)	1.88	45.12		
01561	Manfield Chemical Holdings Ltd.	Offer for placing	177,600,000 (b)	1.88	333.89	2015/11/27	J.P. Morgan Securities (Far East) Ltd.
		Consumer Services - Support Services					
01492	China ZhongDi Dairy Holdings Co. Ltd.	Offer for subscription	28,163,000 (a)	2.10	59.14	2015/12/01	Altus Capital Ltd.
		Offer for placing	421,837,000 (b)	2.10	885.86		
03866	Bank of Qingdao Co., Ltd. - H Shares	Industrials - Industrial Engineering				2015/12/02	Morgan Stanley Asia Ltd.
		Offer for subscription	55,200,000 (a)	2.06	113.71		
00416	Bank of Jinzhou Co., Ltd. - H Shares	Offer for placing	128,800,000 (b)	2.06	265.33	2015/12/02	Morgan Stanley Asia Ltd.
		Consumer Goods - Healthcare					
03996	China Energy Engineering Corporation Ltd. - H Shares	Offer for subscription	60,000,000 (a)	1.00	60.00	2015/12/03	Goldman Sachs (Asia) L.L.C. CITIC CLSA Capital Markets Ltd.
		Offer for placing	90,000,000 (b)	1.00	90.00		
01341	Clear Lift Holdings Ltd.	Materials - Basic Materials				2015/12/03	Goldman Sachs (Asia) L.L.C. CITIC CLSA Capital Markets Ltd.
		Offer for subscription	39,108,000 (a)	1.20	46.93		
01447	SFK Construction Holdings Ltd.	Offer for placing	353,490,000 (b)	1.20	424.19	2015/12/07	CCB International Capital Ltd.
		Consumer Goods - Food & Beverages					
03996	China Energy Engineering Corporation Ltd. - H Shares	Offer for subscription	36,023,500 (a)	4.75	171.11	2015/12/07	CCB International Capital Ltd.
		Offer for sales	94,718,000 (b)	4.75	449.91		
01341	Clear Lift Holdings Ltd.	Offer for placing	911,156,500 (b)	4.75	4,327.99	2015/12/10	China International Capital Corporation Hong Kong Securities Ltd. CITIC CLSA Capital Markets Ltd.
		Financials - Banks					
01341	Clear Lift Holdings Ltd.	Offer for subscription	5,276,000 (a)	4.66	24.59	2015/12/10	China International Capital Corporation Hong Kong Securities Ltd. CITIC CLSA Capital Markets Ltd.
		Offer for sales	137,938,182 (b)	4.66	642.79		
01341	Clear Lift Holdings Ltd.	Offer for placing	1,374,105,818 (b)	4.66	6,403.33	2015/12/10	China International Capital Corporation Hong Kong Securities Ltd. CITIC CLSA Capital Markets Ltd.
		Financials - Banks					
01341	Clear Lift Holdings Ltd.	Offer for subscription	138,552,000 (a)	1.59	220.30	2015/12/10	China International Capital Corporation Hong Kong Securities Ltd. CITIC CLSA Capital Markets Ltd.
		Offer for sales	842,039,636 (b)	1.59	1,338.84		
01341	Clear Lift Holdings Ltd.	Offer for placing	8,281,844,364 (b)	1.59	13,168.13	2015/12/10	China International Capital Corporation Hong Kong Securities Ltd. CITIC CLSA Capital Markets Ltd.
		Industrials - Industrial Engineering					
01341	Clear Lift Holdings Ltd.	Offer for subscription	100,000,000 (a)	0.48	48.00	2015/12/10	RHB Capital Hong Kong Ltd.
		Offer for sales	83,256,000 (b)	0.48	39.96		
01341	Clear Lift Holdings Ltd.	Offer for placing	66,744,000 (b)	0.48	32.04	2015/12/10	RHB Capital Hong Kong Ltd.
		Industrials - Industrial Engineering					
01447	SFK Construction Holdings Ltd.	Offer for subscription	30,000,000 (a)	1.35	40.50	2015/12/10	Innovax Capital Ltd.
		Offer for placing	70,000,000 (b)	1.35	94.50		
00331	FSE Engineering Holdings Ltd.	Properties & Construction - Construction				2015/12/10	Halcyon Capital Ltd.
		Offer for subscription	62,410,000 (a)	2.75	171.63		
01979	Ten Pao Group Holdings Ltd.	Offer for placing	50,090,000 (b)	2.75	137.75	2015/12/11	DBS Asia Capital Ltd. Guosen Securities (HK) Capital Co. Ltd.
		Properties & Construction - Construction					
02289	Chuangmei Pharmaceutical Co., Ltd. - H Shares	Offer for subscription	25,000,000 (a)	0.55	13.75	2015/12/11	DBS Asia Capital Ltd. Guosen Securities (HK) Capital Co. Ltd.
		Offer for placing	225,000,000 (b)	0.55	123.75		
03600	Modern Dental Group Ltd.	Industrials - Industrial Engineering				2015/12/14	Guotai Junan Capital Ltd.
		Offer for subscription	8,400,000 (a)	8.60	72.24		
01786	CRCC High-Tech Equipment Corporation Ltd. - H Shares	Offer for placing	19,600,000 (b)	8.60	168.56	2015/12/15	Deutsche Securities Asia Ltd.
		Consumer Goods - Healthcare					
01786	CRCC High-Tech Equipment Corporation Ltd. - H Shares	Offer for subscription	25,000,000 (a)	4.20	105.00	2015/12/16	CITIC CLSA Capital Markets Ltd.
		Offer for sales	75,000,000 (b)	4.20	315.00		
01662	Yee Hop Holdings Ltd.	Offer for placing	150,000,000 (b)	4.20	630.00	2015/12/16	CITIC CLSA Capital Markets Ltd.
		Consumer Goods - Healthcare					
01662	Yee Hop Holdings Ltd.	Offer for subscription	53,190,000 (a)	5.25	279.25	2015/12/18	Ping An of China Capital (Hong Kong) Co. Ltd.
		Offer for placing	478,710,000 (b)	5.25	2,513.23		
01197	China Hengshii Foundation Co. Ltd.	Industrials - Industrial Engineering				2015/12/18	Ping An of China Capital (Hong Kong) Co. Ltd.
		Offer for subscription	37,500,000 (a)	1.00	37.50		
01197	China Hengshii Foundation Co. Ltd.	Offer for placing	87,500,000 (b)	1.00	87.50	2015/12/18	Ping An of China Capital (Hong Kong) Co. Ltd.
		Properties & Construction - Construction					
01197	China Hengshii Foundation Co. Ltd.	Offer for subscription	8,088,000 (a)	2.15	17.39	2015/12/21	Morgan Stanley Asia Ltd.
		Offer for placing	241,912,000 (b)	2.15	520.11		
01543	Guangdong Join-Share Financing Guarantee Invest Co Ltd-H Shs	Industrials - Industrial Engineering				2015/12/21	Morgan Stanley Asia Ltd.
		Offer for subscription	29,336,000 (a)	1.36	39.90		
06196	Bank of Zhengzhou Co., Ltd. - H Shares	Offer for sales	26,666,667 (b)	1.36	36.27	2015/12/23	China Securities (International) Corporate Finance Co. Ltd.
		Offer for placing	237,330,667 (b)	1.36	322.77		
06196	Bank of Zhengzhou Co., Ltd. - H Shares	Financials - Other Financials				2015/12/23	CITIC CLSA Capital Markets Ltd. BOCOM International (Asia) Ltd.
		Offer for subscription	132,000,000 (a)	3.85	508.20		
01558	YiChang HEC ChangJiang Pharmaceutical Co., Ltd. - H Shares	Offer for sales	138,000,000 (b)	3.85	531.30	2015/12/29	China International Capital Corporation Hong Kong Securities Ltd.
		Offer for placing	1,248,000,000 (b)	3.85	4,804.80		
01558	YiChang HEC ChangJiang Pharmaceutical Co., Ltd. - H Shares	Financials - Banks				2015/12/29	China International Capital Corporation Hong Kong Securities Ltd.
		Offer for subscription	9,013,200 (a)	15.00	135.20		
01558	YiChang HEC ChangJiang Pharmaceutical Co., Ltd. - H Shares	Offer for placing	81,282,200 (b)	15.00	1,219.23	2015/12/29	China International Capital Corporation Hong Kong Securities Ltd.
		Consumer Goods - Healthcare					

Newly listed companies (continued)

Ordinary companies

Code	Company	Listing method/ Industry Classification *	No. of shares offered	Offer price (HK\$)	Funds raised (HK\$Mil)	Listing date/ subscription rate (times)	Sponsor
01568	Sundart Holdings Ltd.	Offer for subscription	50,000,000 (a)	1.38	69.00	2015/12/29	Guotai Junan Capital Ltd.
		Offer for placing	450,000,000 (b)	1.38	621.00	1.07	
01548	Genscript Biotech Corporation	Properties & Construction - Construction					Haitong International Capital Ltd.
		Offer for subscription	40,000,000 (a)	1.31	52.40	2015/12/30	
01799	Xinte Energy Co., Ltd. - H Shares	Offer for placing	420,000,000 (b)	1.31	550.20	5.00	UBS Securities Hong Kong Ltd. GF Capital (Hong Kong) Ltd.
		Consumer Goods - Healthcare					
03678	Holly Futures Co., Ltd. - H Shares	Offer for subscription	1,770,000 (a)	8.80	15.58	2015/12/30	Guotai Junan Capital Ltd.
		Offer for placing	165,506,800 (b)	8.80	1,456.46	0.1208	
		Utilities - Utilities					
		Offer for subscription	24,970,000 (a)	2.43	60.68	2015/12/30	
		Offer for sales	22,700,000 (b)	2.43	55.16	1.04	
		Offer for placing	202,030,000 (b)	2.43	490.93		
		Financials - Other Financials					
Total					260,348.42		

(a) Hong Kong offers

(b) International offers

* Industry Classification is provided by Hang Seng Indexes Company Limited.

New Hang Seng Industry Classification System took effect on 9 September 2013.

Transfers of listing from GEM to Main Board pursuant to the revised Rule 9.24 of the GEM Listing Rules and to the new Chapter 9A of the Main Board Listing Rules effective from 1 July 2008.

* Effective date of the transfer of listing from GEM to Main Board

Withdrawal of listed companies

Code	Company	Last trading date	Delisted date
00516	Pyxis Group Ltd.	2010/07/02	2015/02/17
02626	Hunan Nonferrous Metals Corporation Ltd. – H Shares	2015/03/25	2015/03/31
06199	China CNR Corporation Ltd. – H Shares	2015/05/06	2015/05/21
00013	Hutchison Whampoa Ltd.	2015/05/26	2015/06/03
01390	econtext Asia Ltd.	2015/05/26	2015/06/04
06883	Melco Crown Entertainment Ltd.	2015/06/29	2015/07/06
02266	Dorsett Hospitality International Ltd.	2015/10/05	2015/10/19
00350	Jingwei Textile Machinery Co. Ltd. – H Shares	2015/12/21	2015/12/29

Company name changes

Code	Former name	New name	Effective date	Adoption date
02349	China Water Property Group Ltd.	China City Infrastructure Group Ltd.	2014/12/03	2015/01/06
02077	COFCO Land Holdings Ltd.	Joy City Property Ltd.	2014/12/09	2015/01/19
01159	Sinogreen Energy International Group Ltd.	Himei International Entertainment Group Ltd.	2014/12/23	2015/01/21
06830	Huazhong Holdings Co. Ltd.	Huazhong In-Vehicle Holdings Co. Ltd.	2014/12/12	2015/01/28
00715	Hutchison Harbour Ring Ltd.	China Oceanwide Holdings Ltd.	2014/12/29	2015/01/28
00381	Kiu Hung Energy Holdings Ltd.	Kiu Hung International Holdings Ltd.	2014/12/18	2015/02/02
01868	Neo-Neon Holdings Ltd. #	Neo-Neon Holdings Ltd.	2015/01/06	2015/02/05
01187	Pearl River Tyre (Holdings) Ltd.	Han Tang International Holdings Ltd.	2015/01/12	2015/02/12
02341	EcoGreen Fine Chemicals Group Ltd.	EcoGreen International Group Ltd.	2015/01/20	2015/02/18
00348	Lung Cheong International Holdings Ltd.	Haier Healthwise Holdings Ltd.	2015/01/16	2015/02/23
01089	Sumpo Food Holdings Ltd.	Leyou Technologies Holdings Ltd.	2015/01/28	2015/02/27
00357	Hainan Meilan International Airport Co. Ltd. – H Shares	HNA Infrastructure Co. Ltd. – H Shares	2015/01/17	2015/03/02
01768	Sateri Holdings Ltd.	Bracell Ltd.	2015/01/30	2015/03/03
01004	Rising Development Holdings Ltd.	China Smarter Energy Group Holdings Ltd.	2015/02/10	2015/03/11
00182	China WindPower Group Ltd.	Concord New Energy Group Ltd.	2015/02/09	2015/03/16
02336	Sunlink International Holdings Ltd.	Hailiang International Holdings Ltd.	2015/02/10	2015/03/24
06880	OTO Holdings Ltd.	Tempus Holdings Ltd.	2015/03/02	2015/03/30
03313	ArtGo Mining Holdings Ltd.	ArtGo Holdings Ltd.	2015/03/02	2015/04/02
00183	Richfield Group Holdings Ltd.	Winfull Group Holdings Ltd.	2015/03/04	2015/04/09
00209	China Tycoon Beverage Holdings Ltd.	Winshine Entertainment & Media Holding Co. Ltd.	2015/03/11	2015/04/16
01101	China Rongsheng Heavy Industries Group Holdings Ltd.	China Huarong Energy Co. Ltd.	2015/03/18	2015/04/24
01329	Juda International Holdings Ltd.	Beijing Capital Juda Ltd.	2015/03/26	2015/04/24
00708	New Media Group Holdings Ltd.	Evergrande Health Industry Group Ltd.	2015/04/20	2015/04/24
01033	Sinopec Yizheng Chemical Fibre Co. Ltd. – H Shares	Sinopec Oilfield Service Corporation – H Shares	2015/03/20	2015/04/28
01281	Kai Shi China Holdings Co. Ltd.	Long Ji Tai He Holding Ltd.	2015/04/02	2015/05/06
00860	Ming Fung Jewellery Group Ltd.	O Luxe Holdings Ltd.	2015/03/11	2015/05/06
00521	Shougang Concord Technology Holdings Ltd.	HNA International Investment Holdings Ltd.	2015/04/23	2015/05/07
00039	Sino Distillery Group Ltd.	China Beidahuang Industry Group Holdings Ltd.	2015/04/13	2015/05/14
00812	Tanrich Financial Holdings Ltd.	Southwest Securities International Securities Ltd.	2015/04/14	2015/05/15
00218	Shenyin Wanguo (H.K.) Ltd.	Shenwan Hongyuan (H.K.) Ltd.	2015/05/21	2015/06/01
01766	CSR Corporation Ltd. – H Shares	CRRC Corporation Ltd. – H Shares	2015/06/01	2015/06/08
00317	Guangzhou Shipyard International Co. Ltd. – H Shares	CSSC Offshore & Marine Engineering (Group) Co. Ltd. – H Shares	2015/05/11	2015/06/08
01822	Perception Digital Holdings Ltd.	E-Rental Car Co. Ltd.	2015/05/04	2015/06/08
00876	Wing Tai Investment Holdings Ltd.	Mega Medical Technology Ltd.	2015/05/22	2015/06/12
03836	China Harmony Auto Holding Ltd.	China Harmony New Energy Auto Holding Ltd.	2015/05/12	2015/06/16
01039	Changfeng Axle (China) Co. Ltd.	Fortunet e-Commerce Group Ltd.	2015/05/28	2015/06/19
00263	China Yunnan Tin Minerals Group Co. Ltd.	GT Group Holdings Ltd.	2015/06/12	2015/06/22
02005	Lijun International Pharmaceutical (Holding) Co. Ltd.	SSY Group Ltd.	2015/05/19	2015/06/22
02728	Shinhint Acoustic Link Holdings Ltd.	Yuhua Energy Holdings Ltd.	2015/06/02	2015/06/29
00648	China Renji Medical Group Ltd.	China Wah Yan Healthcare Ltd.	2015/06/25	2015/07/03
00413	South China (China) Ltd.	South China Holdings Co. Ltd.	2015/06/09	2015/07/08
00589	Ports Design Ltd.	Portico International Holdings Ltd.	2015/06/04	2015/07/15
01332	Qualipak International Holdings Ltd.	China Optoelectronics Holding Group Co., Ltd.	2015/06/19	2015/07/16
00885	Forefront Group Ltd.	Rentian Technology Holdings Ltd.	2015/07/14	2015/07/20
00279	Freeman Financial Corporation Ltd. #	Freeman Financial Corporation Ltd.	2015/06/24	2015/07/20
00875	Cypress Jade Agricultural Holdings Ltd.	China Finance Investment Holdings Ltd.	2015/07/06	2015/07/22
00065	DeTeam Co. Ltd.	Grand Ocean Advanced Resources Co. Ltd.	2015/06/16	2015/07/22
02211	Jintian Pharmaceutical Group Ltd.	Universal Health International Group Holding Ltd.	2015/06/18	2015/07/24
00428	Harmony Asset Ltd.	Huge China Holdings Ltd.	2015/06/29	2015/07/29
00273	Willie International Holdings Ltd.	Mason Financial Holdings Ltd.	2015/07/09	2015/07/29
01201	Kith Holdings Ltd.	Tesson Holdings Ltd.	2015/06/30	2015/07/30
00915	Linmark Group Ltd.	Daohe Global Group Ltd.	2015/06/23	2015/07/30
02389	Genvon Group Ltd.	Beijing Enterprises Medical and Health Industry Group Ltd.	2015/07/09	2015/08/03
02255	Haichang Holdings Ltd.	Haichang Ocean Park Holdings Ltd.	2015/06/30	2015/08/03
01250	Jin Cai Holdings Co. Ltd.	Beijings Enterprises Clean Energy Group Ltd.	2015/06/26	2015/08/03
00472	JLF Investment Co. Ltd.	New Silkroad Culturaltainment Ltd.	2015/07/10	2015/08/03
00109	Good Fellow Resources Holdings Ltd.	Good Resources Holdings Ltd.	2015/06/29	2015/08/04
00334	Proview International Holdings Ltd.	TCL Display Technology Holdings Ltd.	2015/06/25	2015/08/05
01027	Jicheng Umbrella Holdings Ltd.	China Jicheng Holdings Ltd.	2015/06/29	2015/08/11
01280	Huiyin Household Appliances (Holdings) Co., Ltd.	Huiyin Smart Community Co., Ltd.	2015/07/16	2015/08/14
00611	China Nuclear Industry 23 International Corporation Ltd.	China Nuclear Energy Technology Corporation Ltd.	2015/07/14	2015/08/17
01322	CW Group Holdings Ltd. #	CW Group Holdings Ltd.	2015/06/29	2015/08/19
00397	Jun Yang Solar Power Investments Ltd.	Jun Yang Financial Holdings Ltd.	2015/08/04	2015/09/08
01269	China Vehicle Components Technology Holdings Ltd.	China First Capital Group Ltd.	2015/08/17	2015/09/14
00817	Franshion Properties (China) Ltd.	China Jinmao Holdings Group Ltd.	2015/09/09	2015/09/16
00185	Heng Fai Enterprises Ltd.	ZH International Holdings Ltd.	2015/09/07	2015/09/16
01141	Mission Capital Holdings Ltd.	Skyway Securities Group Ltd.	2015/08/13	2015/09/17
01365	China Rundong Auto Group Ltd.	China Greenland Rundong Auto Group Ltd.	2015/08/14	2015/09/23
02080	Magnum Entertainment Group Holdings Ltd.	AUX International Holdings Ltd.	2015/08/27	2015/09/30
01661	Wisdom Holdings Group	Wisdom Sports Group	2015/08/28	2015/10/05
01663	Sino Harbour Property Group Ltd.	Sino Harbour Holdings Group Ltd.	2015/08/24	2015/10/06
00726	South East Group Ltd.	China Minsheng Drawin Technology Group Ltd.	2015/09/10	2015/10/06
00139	China Jinhai International Group Ltd.	China Soft Power Technology Holdings Ltd.	2015/09/14	2015/10/08
00399	United Gene High-Tech Group Ltd.	Innovative Pharmaceutical Biotech Ltd.	2015/09/09	2015/10/08
02213	Yi Hua Department Store Holdings Ltd.	Yi Hua Holdings Ltd.	2015/08/31	2015/10/20
01003	21 Holdings Ltd.	Huanxi Media Group Ltd.	2015/09/22	2015/10/22
00412	Heritage International Holdings Ltd.	China Innovative Finance Group Ltd.	2015/09/24	2015/10/22
00291	China Resources Enterprise, Ltd.	China Resources Beer (Holdings) Co. Ltd.	2015/10/16	2015/10/23
00282	Next Media Ltd. *	Next Digital Ltd.	2015/10/20	2015/10/29

Company name changes (continued)

Code	Former name	New name	Effective date	Adoption date
00299	SinoCom Software Group Ltd.	New Sports Group Ltd.	2015/09/18	2015/11/02
01282	World Wide Touch Technology (Holdings) Ltd.	China Goldjoy Group Ltd.	2015/10/08	2015/11/05
00030	ABC Communications (Holdings) Ltd.	Ban Loong Holdings Ltd.	2015/10/27	2015/11/12
00201	Magnificent Estates Ltd.	Magnificent Hotel Investments Ltd.	2015/11/11	2015/11/25
00993	Simsen International Corporation Ltd.	Huarong International Financial Holdings Ltd.	2015/10/05	2015/11/27
00136	Mascotte Holdings Ltd.	HengTen Networks Group Ltd.	2015/10/26	2015/12/02
01811	CGN Meiya Power Holdings Co., Ltd.	CGN New Energy Holdings Co., Ltd.	2015/11/09	2015/12/07
00221	PNG Resources Holdings Ltd.	Easy One Financial Group Ltd.	2015/11/13	2015/12/07
00094	Greenheart Group Ltd. #	Greenheart Group Ltd.	2015/11/18	2015/12/11
00810	Opes Asia Development Ltd.	China Internet Investment Finance Holdings Ltd.	2015/11/16	2015/12/11
00431	Greater China Holdings Ltd.	Greater China Financial Holdings Ltd.	2015/11/19	2015/12/14
01182	C Y Foundation Group Ltd.	Success Dragon International Holdings Ltd.	2015/10/30	2015/12/16
01863	Sijia Group Co. Ltd.	China Longevity Group Co. Ltd.	2015/11/10	2015/12/16
00380	China Pipe Group Ltd.	Softpower International Ltd.	2015/11/17	2015/12/17
01166	Solartech International Holdings Ltd. #	Solartech International Holdings Ltd.	2015/12/03	2015/12/21
00245	China Seven Star Holdings Ltd.	China Minsheng Financial Holding Corporation Ltd.	2015/12/10	2015/12/22
01096	Active Group Holdings Ltd.	Sino Energy International Holdings Group Ltd.	2015/11/30	2015/12/23
00559	Guocang Group Ltd.	DeTai New Energy Group Ltd.	2015/11/25	2015/12/23
00905	Mastermind Capital Ltd.	Global Mastermind Capital Ltd.	2015/12/02	2015/12/29

* Change of English name only

Change of Chinese name only

Investment companies as at the end of 2015

Code	Name	Classification	Incorporation	Listing date
02324	Capital VC Ltd.	Financials	Cayman Islands	2003/10/27
00170	China Assets (Holdings) Ltd.	Financials	Hong Kong	1992/04/15
01062	China Development Bank International Investment Ltd.	Financials	Cayman Islands	1994/05/10
00721	China Financial International Investments Ltd.	Financials	Bermuda	2001/06/08
02312	China Financial Leasing Group Ltd.	Financials	Cayman Islands	2002/10/28
01217	China Innovation Investment Ltd.	Financials	Cayman Islands	2002/08/28
00810	China Internet Investment Finance Holdings Ltd.	Financials	Bermuda	2002/02/28
01226	China Investment and Finance Group Ltd.	Financials	Cayman Islands	2002/09/19
00204	China Investment Development Ltd.	Financials	Bermuda	2000/12/12
00612	China Investments Fund Co. Ltd.	Financials	Cayman Islands	2002/01/02
00133	China Merchants China Direct Investments Ltd.	Financials	Hong Kong	1993/07/22
00080	China New Economy Fund Ltd.	Financials	Cayman Islands	2011/01/06
00356	DT Capital Ltd.	Financials	Cayman Islands	2002/06/07
00901	Eagle Ride Investment Holdings Ltd.	Financials	Cayman Islands	2002/02/28
00339	Earnest Investments Holdings Ltd.	Financials	Bermuda	2000/07/26
00905	Global Mastermind Capital Ltd.	Financials	Bermuda	1998/07/17
01160	Grand Investment International Ltd.	Financials	Bermuda	2004/04/02
00428	Huge China Holdings Ltd.	Financials	Cayman Islands	1993/12/14
01227	National Investments Fund Ltd.	Financials	Cayman Islands	2002/09/27
01140	OP Financial Investments Ltd.	Financials	Cayman Islands	2003/03/20
00310	Prosperity Investment Holdings Ltd.	Financials	Bermuda	1992/12/21
00770	Shanghai International Shanghai Growth Investment Ltd.	Financials	Cayman Islands	1993/11/30
00666	SHK Hong Kong Industries Ltd.	Financials	Hong Kong	1990/12/21
00768	UBA Investments Ltd.	Financials	Cayman Islands	2000/01/18
00913	Unity Investments Holdings Ltd.	Financials	Cayman Islands	1999/10/27

Secondary listing stocks as at the end of 2015

Code	Name	Classification	Incorporation	Listing date	Primary list
					Exchange
00945	Manulife Financial Corporation	Financials	Canada	1999/09/27	Toronto
01878	SouthGobi Energy Resources Ltd.	Energy	Canada	2010/01/29	Toronto
01021	Midas Holdings Ltd.	Materials	Singapore	2010/10/06	Singapore
06210	Vale S.A. Common – DR	Materials	Brazil	2010/12/08	Brazil/New York
06230	Vale S.A. Class A Preferred – DR	Materials	Brazil	2010/12/08	Brazil/New York
00805	Glencore plc	Materials	Jersey	2011/05/25	London
00847	KAZ Minerals PLC	Materials	England	2011/06/29	London
06388	Coach, Inc. -RS	Consumer Goods	USA	2011/12/01	New York
06288	Fast Retailing Co., Ltd. – DR	Consumer Goods	Japan	2014/03/05	Tokyo

Reorganisations/demergers

Code	Company	Particulars	Proposed date Completed/EGM date
00262	Deson Development International Holdings Ltd. (Deson Dev)	Deson Dev proposed spin-off and separate listing of Deson Construction International Holdings Ltd. (Deson Construction) by way of new issue and placing. Shareholders of Deson Dev entitled to receive distribution in specie of 1 Deson Construction share for every 5 Deson Dev shares. The shares of Deson Construction would be listed on the Stock Exchange.	2014/09/10 2015/01/08
00529	SiS International Holdings Ltd. (SiS Int'l)	SiS Int'l proposed spin-off and separate listing of SiS Mobile Holdings Ltd. (SiS Mobile) by way of new issue and placing. Shareholders of SiS Int'l entitled to receive distribution in specie of 32 SiS Mobile Holdings Ltd shares for every 100 SiS Int'l shares. The shares of SiS Mobile would be listed on the Stock Exchange.	2014/10/16 2015/01/15
00001	Cheung Kong (Holdings) Ltd. (Cheung Kong)	By a scheme of arrangement, Cheung Kong became a wholly-owned subsidiary of CK Hutchison Holdings Ltd. (CKH). Shareholders received 1 CKH share in exchange for 1 Cheung Kong share. The listing of the shares of Cheung Kong will be withdrawn and the shares of CKH will be listed on the Stock Exchange by way of introduction.	2015/01/09 2015/03/18
00001	CK Hutchison Holdings Ltd. (CKH)	CKH proposed spin-off and separate listing of Cheung Kong Property Holdings Ltd. (CK Property) by way of introduction. Shareholders of CKH entitled to receive distribution in specie of 1 CK Property share for each CKH share. The shares of CK Property would be listed on the Stock Exchange.	2015/01/09 2015/06/03
00043	C. P. Pokphand Co. Ltd. (CP Pokphand)	CP Pokphand proposed spin-off and separate listing of Chia Tai Enterprises International Ltd. (Chia Tai) by way of introduction. Shareholders of CP Pokphand entitled to receive distribution in specie of 1 Chia Tai share for every 100 shares. The shares of Chia Tai would be listed on the Stock Exchange.	2014/10/17 2015/07/03
01177	Sino Biopharmaceutical Ltd. (Sino Bio)	Sino Bio proposed spin-off of Tianjin CP Zhenwutang Food Co., Ltd. to be quoted on National Equities Exchange and Quotations System.	2014/12/22 2015/08/13
00688	China Overseas Land & Investment Ltd. (China Overseas)	China Overseas proposed spin-off and separate listing of China Overseas Property Holdings Ltd. (China OVS Ppt) by way of introduction. Shareholders of China Overseas entitled to receive distribution in specie of 1 China OVS Ppt share for every 3 China Overseas shares. The shares of China OVS Ppt would be listed on the Stock Exchange.	2015/07/06 2015/10/23
03333	Evergrande Real Estate Group Ltd. (Evergrande)	Evergrande proposed spin-off of Guangzhou Evergrande Taobao Football Club Co., Ltd. to be quoted on National Equities Exchange and Quotations System.	2015/07/02 2015/11/06
00385	Chinney Alliance Group Ltd. (Chinney Alliance)	Chinney Alliance proposed spin-off and separate listing of Chinney Kin Wing Holdings Ltd. (Chinney KW) by way of new issue and placing. Shareholders of Chinney Alliance entitled to receive distribution in specie of 1 Chinney KW share for every 17 Chinney Alliance shares. The shares of Chinney KW would be listed on the Stock Exchange.	2015/08/18 2015/11/11
01777	Fantasia Holdings Group Co., Ltd. (Fantasia)	Fantasia proposed spin-off of Shenzhen Home E&E Commercial Services Group Co., Ltd. to be quoted on National Equities Exchange and Quotations System	2015/08/21 2015/11/25
00267	CITIC Ltd. (CITIC)	CITIC proposed spin-off of CITIC Press Corporation to be quoted on National Equities Exchange and Quotations System.	2015/08/28 2015/11/26
03333	Evergrande Real Estate Group Ltd. (Evergrande)	Evergrande proposed spin-off of Evergrande Culture Industry Group Co., Ltd. to be quoted on National Equities Exchange and Quotations System.	2015/07/02 2015/12/04
01186	China Railway Construction Corporation Ltd. – H Shares (China Railway)	China Railway proposed spin-off and separate listing of CRCC High-Tech Equipment Corporation Ltd. (CRCE) by way of new issue and placing. The H shares of CRCE would be listed on the Stock Exchange.	2015/08/07 2015/12/16

Privatisations by major shareholder

Code	Company	Particulars	Last trading date	Delisted date
01390	econtext Asia Ltd.	Cash offer HK\$4.09 for each share	2015/05/26	2015/06/04
02266	Dorsett Hospitality International Ltd.	Cash offer HK\$0.72 and 0.28125 Far East Consortium International Ltd. consideration share for each share	2015/10/05	2015/10/19

Change of domicile

Code	Former company	New company	Place of incorporation	Effective date
02366	SMI Culture Group Holdings Ltd.	SMI Culture Group Holdings Ltd.	Bermuda	2015/01/23
00001	Cheung Kong (Holdings) Ltd.	CK Hutchison Holdings Ltd.	Cayman Islands	2015/03/18
01082	Hong Kong Education (Int'l) Investments Ltd.	Hong Kong Education (Int'l) Investments Ltd.	Bermuda	2015/05/08
00205	SEEC Media Group Ltd.	SEEC Media Group Ltd.	Bermuda	2015/10/26
00905	Mastermind Capital Ltd.	Global Mastermind Capital Ltd.	Bermuda	2015/12/22

Companies under suspension as at the end of 2015

Code	Stock	Last closing price		Date of suspension
		(HK\$)	(Date)	
03344	Addchance Holdings Ltd.	1.430	(2015/11/27)	2015/11/30
01149	Anxin-China Holdings Ltd.	0.385	(2015/03/31)	2015/04/01
00292	Asia Standard Hotel Group Ltd.	1.370	(2015/12/29)	2015/12/30
00761	Bel Global Resources Holdings Ltd.	0.143	(2011/06/30)	2011/07/04
02309	Birmingham International Holdings Ltd.	0.067	(2014/12/04)	2014/12/04
01698	Boshiwa International Holding Ltd.	1.680	(2012/03/15)	2012/03/15
00976	Chiho-Tiande Group Ltd.	5.170	(2015/12/17)	2015/12/18
01073	China Agrotech Holdings Ltd.	0.245	(2014/09/18)	2014/09/18
00940	China Animal Healthcare Ltd.	5.200	(2015/03/27)	2015/03/30
00274	China Billion Resources Ltd.	0.087	(2011/06/28)	2011/06/29
00930	China Forestry Holdings Co., Ltd.	2.950	(2011/01/26)	2011/01/26
00591	China High Precision Automation Group Ltd.	1.240	(2012/08/21)	2012/08/22
00612	China Investment Fund Co. Ltd.	0.385	(2015/12/16)	2015/12/16
01863	China Longevity Group Co. Ltd.	1.370	(2013/02/14)	2013/02/14
00067	China Lumena New Materials Corp.	1.250	(2014/03/25)	2014/03/25
00773	China Metal Recycling (Holdings) Ltd.	9.430	(2013/01/25)	2013/01/28
02889	China Nickel Resources Holdings Co. Ltd.	0.244	(2015/03/31)	2015/04/01
00581	China Oriental Group Co. Ltd.	1.160	(2014/04/28)	2014/04/29
00691	China Shanshui Cement Group Ltd.	6.290	(2015/04/15)	2015/04/16
00155	China Solar Energy Holdings Ltd.	0.180	(2013/08/16)	2013/08/16
00873	China Taifeng Beddings Holdings Ltd.	1.080	(2015/02/26)	2015/02/26
02202	China Vanke Co., Ltd. – H Shares	22.900	(2015/12/18)	2015/12/18
00567	Daisho Microline Holdings Ltd.	1.160	(2015/06/24)	2015/06/25
01007	Daqing Dairy Holdings Ltd.	1.680	(2012/03/21)	2012/03/22
03335	DBA Telecommunication (Asia) Holdings Ltd.	2.030	(2013/06/05)	2013/06/06
01163	Dejin Resources Group Co. Ltd.	0.215	(2014/05/15)	2014/05/16
00828	Dynasty Fine Wines Group Ltd.	1.440	(2013/03/21)	2013/03/22
00865	First Mobile Group Holdings Ltd.	0.168	(2009/11/26)	2009/11/27
01998	Flyke International Holdings Ltd.	0.380	(2014/03/28)	2014/03/31
01353	Fujian Nuoci Co., Ltd. – H Shares	1.000	(2014/07/23)	2014/07/23
02123	Golden Shield Holdings (Industrial) Ltd.	0.224	(2014/03/31)	2014/04/01
00186	Grande Holdings Ltd., The	0.410	(2011/05/27)	2011/05/30
01318	Greens Holdings Ltd.	0.630	(2015/06/01)	2015/06/02
01187	Han Tang International Holdings Ltd.	2.610	(2014/03/31)	2014/04/01
00566	Hanergy Thin Film Power Group Ltd.	3.910	(2015/05/20)	2015/05/20
00923	Integrated Waste Solutions Group Holdings Ltd.	0.158	(2015/12/18)	2015/12/21
01638	Kaisa Group Holdings Ltd.	1.560	(2015/03/30)	2015/03/31
01116	Mayer Holdings Ltd.	0.123	(2012/01/06)	2012/01/09
00233	Mingyuan Medicare Development Co. Ltd.	0.230	(2015/03/31)	2015/04/01
00157	Natural Beauty Bio-Technology Ltd.	0.980	(2015/12/18)	2015/12/21
00462	Natural Dairy (NZ) Holdings Ltd.	2.200	(2010/09/06)	2010/09/07
00042	Northeast Electric Development Co. Ltd. – H Shares	2.730	(2015/11/20)	2015/11/23
01174	Pacific Andes International Holdings Ltd.	0.146	(2015/11/25)	2015/11/26
01010	PacMOS Technologies Holdings Ltd.	1.700	(2015/05/19)	2015/05/20
02078	PanAsialum Holdings Co. Ltd.	0.860	(2014/12/16)	2014/12/17
00676	Pegasus International Holdings Ltd.	2.500	(2015/10/07)	2015/10/08
03868	Qunxing Paper Holdings Co. Ltd.	2.180	(2011/03/29)	2011/03/30
00246	Real Gold Mining Ltd.	8.860	(2011/05/26)	2011/05/27
00555	REXLot Holdings Ltd.	0.440	(2015/06/24)	2015/06/24
00583	SCMP Group Ltd.	1.950	(2013/02/25)	2013/02/26
01399	Scud Group Ltd.	1.040	(2015/03/25)	2015/03/26
00460	Sihuan Pharmaceutical Holdings Group Ltd.	4.410	(2015/03/26)	2015/03/27
00628	Sino Credit Holdings Ltd.	1.730	(2015/11/27)	2015/11/30

Companies under suspension as at the end of 2015 (continued)

Code	Stock	Last closing price		Date of suspension
		(HK\$)	(Date)	
00967	Sound Global Ltd.	7.000	(2015/03/13)	2015/03/16
01228	Superb Summit International Group Ltd.	1.460	(2014/11/20)	2014/11/20
00515	TC Orient Lighting Holdings Ltd.	0.840	(2015/04/24)	2015/04/24
01619	Tianhe Chemicals Group Ltd.	1.170	(2015/03/26)	2015/03/26
01192	Titan Petrochemicals Group Ltd.	0.246	(2012/06/18)	2012/06/19
02468	Trony Solar Holdings Co. Ltd.	0.630	(2012/06/20)	2012/06/21
00307	Up Energy Development Group Ltd.	0.445	(2015/12/09)	2015/12/10
01733	Winsway Enterprises Holdings Ltd.	0.145	(2015/08/28)	2015/08/31
00564	Zhengzhou Coal Mining Machinery Group Co. Ltd. – H Shares	3.590	(2015/12/17)	2015/12/18
00909	Zhongda International Holdings Ltd.	0.425	(2011/09/02)	2011/09/05
00948	Z-Obee Holdings Ltd.	0.210	(2014/06/27)	2014/06/27

Takeovers and mergers

Code	Company	Proposed date Offer closing date
00711	Chun Wo Development Holdings Ltd. Mandatory unconditional cash offer was made by China New Way Investment Ltd. at a price of HK\$1.099 for each share, HK\$0.439 for each option with exercise price of HK\$0.66, HK\$0.089 for each option with exercise price of HK\$1.01	2015/01/02 2015/01/23
06880	OTO Holdings Ltd. (Name changed to Tempus Holdings Ltd.) Mandatory unconditional cash offer was made by Tempus Holdings (Hong Kong) Ltd. at a price of HK\$2.09 for each share, HK\$1.47 for each option with exercise price of HK\$0.62	2015/01/06 2015/01/27
00812	Tanrich Financial Holdings Ltd. (Name changed to Southwest Securities International Securities Ltd.) Mandatory unconditional cash offer was made by Southwest Securities International Investment Ltd. at a price of HK\$0.58 for each share, HK\$0.001 for each option with exercise price of HK\$0.888	2015/01/06 2015/01/27
01212	Lifestyle International Holdings Ltd. Mandatory unconditional cash offer was made by Synergy Smart Investments Ltd. at a price of HK\$14.75 for each share	2015/01/09 2015/01/30
01908	South West Eco Development Ltd. Mandatory unconditional cash offer was made by Well Land International Ltd. at a price of HK\$3.2668 for each share	2015/01/20 2015/02/10
00885	Forefront Group Ltd. (Name changed to Rentian Technology Holdings Ltd.) Mandatory conditional cash offer was made by Mystery Idea Ltd. at a price of HK\$1.20 for each share	2015/01/23 2015/02/17
00378	CIAM Group Ltd. Voluntary conditional offer was made by Sinopoly Strategic Investment Ltd., a wholly-owned subsidiary of FDG Electric Vehicles Ltd., at a price of an exchange convertible bond with principal amount of HK\$1.70 for each share, an exchange convertible bond with principal amount of HK\$0.70 for each option	2015/01/30 2015/02/23
00915	Linmark Group Ltd. (Name changed to Daohe Global Group Ltd.) Mandatory unconditional cash offer was made by Daohe Global Investment Holding Ltd. at a price of HK\$1.1776 for each share, HK\$0.4776 for each option	2015/02/02 2015/02/23
01281	Kai Shi China Holdings Co. Ltd. (Name changed to Long Ji Tai He Holding Ltd.) Mandatory unconditional cash offer was made by Longevity Investment Holding Ltd. at a price of HK\$0.8568 for each share, HK\$0.1368 for each option	2015/01/30 2015/02/26
01239	Jin Bao Bao Holdings Ltd. Mandatory unconditional cash offer was made by Trend Rich Enterprises Ltd. at a price of HK\$3.734 for each share	2015/02/11 2015/03/04
00589	Ports Design Ltd. (Name changed to Portico International Holdings Ltd.) Mandatory conditional general cash offer was made by Bluestone Global Holdings Ltd. at a price of HK\$3.00 for each share, HK\$0.0001 for each option with exercise price of HK\$11.68 and HK\$17.32	2015/01/29 2015/03/11
00601	Group Sense (International) Ltd. Mandatory unconditional cash offer was made by Ming Xin Developments Ltd., an indirect wholly-owned subsidiary of Century Sunshine Group Holdings Ltd., at a price of HK\$0.4592 for each share	2015/03/05 2015/03/26
00708	New Media Group Holdings Ltd. (Name changed to Evergrande Health Industry Group Ltd.) Mandatory unconditional cash offer was made by Acelin Global Ltd., an indirect wholly-owned subsidiary of Evergrande Real Estate Group Ltd., at a price of HK\$1.467 for each share	2015/03/06 2015/03/27
02626	Hunan Nonferrous Metals Corporation Ltd. – H Shares Voluntary conditional cash offer was made by Hunan Nonferrous Metals Jinsheng Development Co. Ltd. at a price of HK\$4.20 for each H share	2015/01/20 2015/04/01
01803	ASR Logistics Holdings Ltd. Mandatory unconditional cash offer was made by Hollyview International Ltd., Excellent Success Asia Ltd., Mass Talent Financial Ltd. and Mr. Sang Kangqiao at a price of HK\$0.5375 for each share	2015/03/16 2015/04/08
00167	IDT International Ltd. Mandatory unconditional cash offer was made by Jiangsu Hongtu High Technology Co., Ltd., Jiangsu Hongtu High Technology (Hong Kong) Co. Ltd. and Hongtu High Technology Int'l Inc. at a price of HK\$0.2181 for each share, HK\$0.2181 less the exercise price for each option with exercise price below the offer price, HK\$0.0001 for each option with exercise price above the offer price	2015/03/25 2015/04/15
00190	HKC (Holdings) Ltd. Mandatory unconditional cash offer was made by Creator Holdings Ltd. at a price of HK\$0.25 for each share, HK\$0.08 for each warrant, HK\$0.0001 for each option with exercise price of HK\$1.066, HK\$1.726, HK\$1.242 and HK\$0.269	2015/04/16 2015/05/07
00755	Shanghai Zendai Property Ltd. Mandatory unconditional cash offer was made by Smart Success Capital Ltd. at a price of HK\$0.20 for each share	2015/04/16 2015/05/07
00334	Proview International Holdings Ltd. (Name changed to TCL Display Technology Holdings Ltd.) Mandatory unconditional cash offer was made by Rally Praise Ltd. at a price of HK\$0.35 for each share	2015/04/20 2015/05/11

Takeovers and mergers (continued)

Code	Company	Proposed date Offer closing date
02080	Magnum Entertainment Group Holdings Ltd. Mandatory unconditional cash offer was made by Huiiri Ltd. at a price of HK\$1.88 for each share, \$0.89 for each option	2015/04/24 2015/05/15
06199	China CNR Corporation Ltd. – H Shares Conditional share exchange was offered by CSR Corporation Ltd. in the proportion of 1.10 CSR Corporation Ltd. H Shares for each China CNR H Shares	2015/01/21 2015/05/26
00372	ITC Corporation Ltd. Mandatory unconditional cash offer was made by Galaxyway Investments Ltd. at a price of HK\$0.73 for each share	2015/05/11 2015/06/01
00013	Hutchison Whampoa Ltd. Conditional share exchange was offered by CK Hutchison Holdings Ltd. in the proportion of 0.684 CK Hutchison Holdings share for each Hutchison Whampoa share	2015/03/31 2015/06/03
00094	Greenheart Group Ltd. Mandatory unconditional cash offer was made by Newforest Ltd. at a price of HK\$0.71 for each share, HK\$0.20 for each option with exercise price \$0.51, HK\$2.76 for each of the US\$1.00 face value convertible notes	2015/05/14 2015/06/04
01135	Asia Satellite Telecommunications Holdings Ltd. Mandatory unconditional cash offer was made by Ganymede Investment Holdings, L.L.C. at a price of HK\$26.00 for each share	2015/05/19 2015/06/09
00472	JLF Investment Co. Ltd. (Name changed to New Silkroad Culturaltainment Ltd.) Mandatory unconditional cash offer was made by Macro-Link International Land Ltd. at a price of HK\$0.66 for each share	2015/06/05 2015/06/26
00185	Heng Fai Enterprises Ltd. (Name changed to ZH International Holdings Ltd.) Mandatory unconditional cash offer was made by Joy Town Inc. at a price of HK\$0.3305 for each share	2015/07/06 2015/07/27
01355	Legend Strategy International Holdings Group Co. Ltd. Mandatory conditional cash offer was made by China Medical Overseas Ltd. at a price of HK\$1.53 for each share, HK\$0.0001 for each option with exercise price of HK\$1.822	2015/06/25 2015/07/27
01717	Ausnutria Dairy Corporation Ltd. Mandatory conditional cash offer was made by Center Laboratories, Inc., Fareast Land Development Co., Ltd., Babyland Holdings Ltd., Yuanta I Venture Capital Co. Ltd., Yuanta Asia Investment Ltd., Yuanta Securities (Hong Kong) Co. Ltd., Asean Bio&Medical Platform Investment, L.P., Bioengine Technology Development Inc. and Power Pointer Ltd. at a price of HK\$3.01 for each share	2015/07/02 2015/08/06
01372	Excel Development (Holdings) Ltd. Mandatory unconditional cash offer was made by Youth Force Asia Ltd. at a price of HK\$3.2334 for each share	2015/07/20 2015/08/10
00620	UDL Holdings Ltd. Mandatory unconditional cash offer was made by Da Tang Xi Shi International Holdings Ltd. at a price of HK\$2.33 for each share	2015/07/27 2015/08/17
00361	Sino Golf Holdings Ltd. Mandatory unconditional cash offer was made by Surplus Excel Ltd. at a price of HK\$1.0684 for each share	2015/08/24 2015/09/14
00264	Chanco International Group Ltd. Mandatory unconditional cash offer was made by Green Parade Ltd. at a price of HK\$1.415 for each share	2015/08/31 2015/09/21
00550	Cinderella Media Group Ltd. Mandatory unconditional cash offer was made by Upsky Global Ltd., Metro Victory Holdings Ltd. and Polaris Investment Management Ltd. at a price of HK\$2.038 for each share	2015/09/01 2015/09/22
01143	Telefield International (Holdings) Ltd. Mandatory unconditional cash offer was made by Power Port Holdings Ltd. at a price of HK\$2.031 for each share	2015/10/14 2015/11/04
01037	Daiwa Associate Holdings Ltd. Mandatory unconditional cash offer was made by Asia-IO Acquisition Fund, L.P. at a price of HK\$1.144 for each share	2015/11/02 2015/11/23
01048	Novo Group Ltd. Mandatory unconditional cash offer was made by Golden Star Group Ltd. at a price of HK\$3.755 for each share	2015/10/30 2015/11/27
00063	Winfoong International Ltd. Mandatory unconditional cash offer was made by HK Guoxin Investment Group Ltd. at a price of HK\$0.3619 for each share, HK\$0.2451 for each option with exercise price of HK\$0.1168	2015/11/06 2015/11/27
00291	China Resources Beer (Holdings) Co. Ltd. Voluntary unconditional cash partial offer was made by CRH (Enterprise) Ltd. to acquire up to 484,273,072 shares at HK\$12.70 for each share	2015/10/30 2015/12/02
00157	Natural Beauty Bio-Technology Ltd. Mandatory unconditional cash offer was made by Next Focus Holdings Ltd. at a price of HK\$0.8608 for each share, HK\$0.001 for each option with exercise price of HK\$0.99	2015/11/27 2015/12/18

Takeovers and mergers *(continued)*

Code	Company	Proposed date Offer closing date
00350	Jingwei Textile Machinery Co. Ltd. – H Shares Voluntary conditional cash offer was made by China Hi-Tech Holding Co. Ltd. at a price of HK\$12.00 for each H share	2015/09/30 2015/12/21
00264	Chanco International Group Ltd. Mandatory unconditional cash offer was made by Zhurong Global Ltd. at a price of HK\$1.994 for each share	2015/12/03 2015/12/23

Share subdivisions and share consolidations

Code	Stock	Particulars	New par value (HK\$)	Effective date
00204	China Investment Development Ltd.	Split 1 into 10	0.0010	2015/01/02
01332	China Optoelectronics Holding Group Co., Ltd. (Formerly: Qualipak International Holdings Ltd.)	Split 1 into 10	0.0100	2015/01/02
02322	Noble Century Investment Holdings Ltd.	Consolidation 10 into 1	0.1000	2015/01/07
01302	LifeTech Scientific Corporation	Split 1 into 8	USD 0.0000125	2015/01/12
00380	Softpower International Ltd. (Formerly: China Pipe Group Ltd.)	Consolidation 10 into 1	0.0200	2015/01/19
01312	Allied Cement Holdings Ltd.	Split 1 into 5	0.0020	2015/01/20
00412	China Innovative Finance Group Ltd. (Formerly: Heritage International Holdings Ltd.)	Split 1 into 4	0.00025	2015/01/23
00263	GT Group Holdings Ltd. (Formerly: China Yunnan Tin Minerals Group Co. Ltd.)	Consolidation 5 into 1	n.a.	2015/02/06
00913	Unity Investments Holdings Ltd.	Consolidation 10 into 1	0.0200	2015/02/10
00139	China Soft Power Technology Holdings Ltd. (Formerly: China Jinhai International Group Ltd.)	Consolidation 10 into 1	0.0100 *	2015/03/02
01250	Beijing Enterprises Clean Energy Group Ltd. (Formerly: Jin Cai Holdings Co. Ltd.)	Split 1 into 10	0.0010	2015/03/05
02389	Beijing Enterprises Medical and Health Industry Group Ltd. (Formerly: Genvon Group Ltd.)	Consolidation 2 into 1	0.2000	2015/03/05
00334	TCL Display Technology Holdings Ltd. (Formerly: Proview International Holdings Ltd.)	Consolidation 10 into 1	0.1000 *	2015/03/12
00810	China Internet Investment Finance Holdings Ltd. (Formerly: Opes Asia Development Ltd.)	Consolidation 10 into 1	0.1000	2015/03/16
00860	O Luxe Holdings Ltd. (Formerly: Ming Fung Jewellery Group Ltd.)	Consolidation 10 into 1	0.1000	2015/03/17
01046	Universe International Holdings Ltd.	Consolidation 10 into 1	0.0100 *	2015/03/17
00616	Easyknit Enterprises Holdings Ltd.	Consolidation 20 into 1	0.0100 *	2015/03/25
01166	Solarartech International Holdings Ltd.	Consolidation 10 into 1	0.0100 *	2015/04/02
00149	China Agri-Products Exchange Ltd.	Consolidation 8 into 1	0.0100 *	2015/04/09
04337	Starbucks Corporation	Split 1 into 2	n.a.	2015/04/10
00630	AMCO United Holding Ltd.	Consolidation 5 into 1	0.0100 *	2015/04/28
01145	Courage Marine Group Ltd.	Consolidation 10 into 1	USD 0.1800	2015/05/07
02886	Binhai Investment Co. Ltd.	Consolidation 10 into 1	0.1000	2015/05/14
00689	EPI (Holdings) Ltd.	Consolidation 10 into 1	0.0100 *	2015/05/14
00641	CHTC Fong's Industries Co. Ltd.	Split 1 into 2	0.0500	2015/05/22
00911	Hang Fat Ginseng Holdings Co. Ltd.	Split 1 into 10	0.0010	2015/05/26
01082	Hong Kong Education (Int'l) Investments Ltd.	Consolidation 5 into 1	0.0100 *	2015/05/27
01738	Feishang Anthracite Resources Ltd.	Split 1 into 10	0.0010	2015/06/01
01239	Jin Bao Bao Holdings Ltd.	Split 1 into 10	0.0010	2015/06/04
01246	Ngai Shun Holdings Ltd.	Split 1 into 10	0.0010	2015/06/04
02326	BEP International Holdings Ltd.	Split 1 into 10	0.0002	2015/06/09
01027	China Jicheng Holdings Ltd. (Formerly: Jicheng Umbrella Holdings Ltd.)	Split 1 into 25	0.0004	2015/06/10
02324	Capital VC Ltd.	Consolidation 5 into 1	0.0050	2015/06/12
00383	COL Capital Ltd.	Split 1 into 20	0.0005	2015/06/15
00582	Landing International Development Ltd.	Consolidation 10 into 1	0.1000	2015/06/16
00275	Hanny Holdings Ltd.	Consolidation 2 into 1	0.0200	2015/06/18
00915	Daohe Global Group Ltd. (Formerly: Linmark Group Ltd.)	Split 1 into 5	USD 0.0040	2015/06/23
01064	Zhong Hua International Holdings Ltd.	Split 1 into 4	0.0250	2015/06/25
01699	China Putian Food Holding Ltd.	Split 1 into 2	0.0500	2015/07/02
02728	Yuhua Energy Holdings Ltd. (Formerly: Shinhint Acoustic Link Holdings Ltd.)	Split 1 into 2	0.0050	2015/07/08
01069	China Agroforestry Low-Carbon Holdings Ltd.	Split 1 into 5	0.0020	2015/07/09
00802	RCG Holdings Ltd.	Consolidation 4 into 1	0.0400	2015/07/20
01363	CT Environmental Group Ltd.	Split 1 into 4	0.0250	2015/07/22
01326	Pegasus Entertainment Holdings Ltd.	Split 1 into 4	0.0025	2015/07/22
00745	China National Culture Group Ltd.	Consolidation 2 into 1	0.0200	2015/07/24
00413	South China Holdings Co. Ltd. (Formerly: South China (China) Ltd.)	Split 1 into 2	0.0100	2015/07/24
00931	China LNG Group Ltd.	Split 1 into 5	0.0020	2015/08/10
00854	Willas-Array Electronics (Holdings) Ltd.	Consolidation 5 into 1	1.0000	2015/08/17
03823	Tech Pro Technology Development Ltd.	Split 1 into 4	0.0025	2015/08/18
01253	Broad Greenstate International Co. Ltd.	Split 1 into 4	0.0250	2015/08/19
00708	Evergrande Health Industry Group Ltd. (Formerly: New Media Group Holdings Ltd.)	Split 1 into 10	n.a.	2015/08/25
00378	CIAM Group Ltd.	Split 1 into 5	0.2000	2015/09/14
00299	New Sports Group Ltd. (Formerly: SinoCom Software Group Ltd.)	Split 1 into 10	0.0025	2015/09/16
01360	Mega Expo Holdings Ltd.	Split 1 into 5	0.0020	2015/09/22
01335	Sheen Tai Holdings Group Co. Ltd.	Split 1 into 4	0.0025	2015/09/25
03628	RENHENG Enterprise Holdings Ltd.	Split 1 into 4	0.0025	2015/10/02
00616	Easyknit Enterprises Holdings Ltd.	Consolidation 10 into 1	0.0100 *	2015/10/08
02098	Zall Development Group Ltd.	Split 1 into 3	0.0033	2015/10/19
00442	KTL International Holdings Group Ltd.	Split 1 into 2	0.0050	2015/10/23
00136	HengTen Networks Group Ltd. (Formerly: Mascotte Holdings Ltd.)	Consolidation 2 into 1	0.0020	2015/10/27
01106	Sino Hajjing Holdings Ltd.	Split 1 into 10	0.0125	2015/10/27
00269	China Resources and Transportation Group Ltd.	Consolidation 20 into 1	0.2000	2015/11/05
00326	China Star Entertainment Ltd.	Consolidation 25 into 1	0.0100 *	2015/11/09
00205	SEEC Media Group Ltd.	Consolidation 2 into 1	0.1000 *	2015/11/16
00265	Orient Victory China Holdings Ltd.	Split 1 into 5	0.0050	2015/11/17

Share subdivisions and share consolidations

Code	Stock	Particulars	New par value (HK\$)		Effective date
00904	China Culiangwang Beverages Holdings Ltd.	Consolidation 5 into 1	0.1000	*	2015/11/25
06878	Differ Group Holding Co. Ltd.	Split 1 into 4	0.0025		2015/12/01
00943	eForce Holdings Ltd.	Consolidation 4 into 1	0.0400		2015/12/07
01226	China Investment and Finance Group Ltd.	Consolidation 5 into 1	0.0500		2015/12/14
00149	China Agri-Products Exchange Ltd.	Consolidation 5 into 1	0.0100	*	2015/12/22
03822	Sam Woo Construction Group Ltd.	Split 1 into 4	0.0025		2015/12/23
00431	Greater China Financial Holdings Ltd. (Formerly: Greater China Holdings Ltd.)	Split 1 into 5	0.0010		2015/12/28
00197	Heng Tai Consumables Group Ltd.	Consolidation 10 into 1	0.1000		2015/12/30

* New par value after capital reorganisation

Bonus issues/bonus warrants

Code	Stock	Particulars	Ex-date
00587	Hua Han Bio-Pharmaceutical Holdings Ltd.	1 for 5	2015/01/02
01999	Man Wah Holdings Ltd.	1 for 1	2015/01/02
01332	China Optoelectronics Holding Group Co., Ltd. (Formerly: Qualipak International Holdings Ltd.)	1 for 1 subdivided sh	2015/01/05
01141	Skyway Securities Group Ltd. (Formerly: Mission Capital Holdings Ltd.)	1 wt for 5	2015/01/12
00136	HengTen Networks Group Ltd. (Formerly: Mascotte Holdings Ltd.)	1 wt for 5	2015/02/05
00139	China Soft Power Technology Holdings Ltd.	1 wt for 6 rts shs	2015/03/03
03336	(Formerly: China Jinhai International Group Ltd.)	1 wt for 8	2015/04/01
01237	Merry Garden Holdings Ltd.	1 for 100	2015/05/14
01332	China Optoelectronics Holding Group Co., Ltd. (Formerly: Qualipak International Holdings Ltd.)	1 for 4	2015/05/20
02268	Youyuan International Holdings Ltd.	1 for 10	2015/05/21
01045	APT Satellite Holdings Ltd.	1 for 2	2015/05/28
00603	China Oil And Gas Group Ltd.	1 for 10	2015/05/28
00763	ZTE Corporation – H Shares	2 for 10	2015/06/01
00833	Alltronics Holdings Ltd.	1 for 10	2015/06/02
03778	China Weaving Materials Holdings Ltd.	1 for 10	2015/06/02
00003	Hong Kong and China Gas Co. Ltd., The	1 for 10	2015/06/03
06830	Huazhong In-Vehicle Holdings Co. Ltd. (Formerly: Huazhong Holdings Co. Ltd.)	1 for 1	2015/06/03
00012	Henderson Land Development Co. Ltd.	1 for 10	2015/06/04
02342	Comba Telecom Systems Holdings Ltd.	1 for 10	2015/06/05
01328	International Elite Ltd.	2 for 1	2015/06/05
01239	Jin Bao Bao Holdings Ltd.	4 for 1 subdivided sh	2015/06/05
00509	Century Sunshine Group Holdings Ltd.	1 for 20	2015/06/11
03399	Guangdong Yueyun Transportation Co. Ltd. – H Shares	5 for 10	2015/06/15
02213	Yi Hua Holdings Ltd. (Formerly: Yi Hua Department Store Holdings Ltd.)	1 for 4	2015/06/16
00895	Dongjiang Environmental Co. Ltd. – H Shares	15 for 10	2015/06/18
01076	Imperial Pacific International Holdings Ltd.	15 for 1	2015/06/19
01107	Modern Land (China) Co., Ltd.	1 for 10	2015/06/22
00071	Miramar Hotel & Investment Co. Ltd.	1 wt for 5	2015/06/23
01788	Guotai Junan International Holdings Ltd.	2 for 1	2015/06/24
03777	China Fiber Optic Network System Group Ltd.	2 for 10	2015/07/02
01513	Livzon Pharmaceutical Group Inc. – H Shares	3 for 10	2015/07/02
00239	Pak Fah Yeow International Ltd.	1 for 5	2015/07/02
01103	Shanghai Tonva Petrochemical Co., Ltd. – H Shares	5 for 10	2015/07/02
01082	Hong Kong Education (Int'l) Investments Ltd.	1 for 2 rts shares	2015/07/07
00885	Rentian Technology Holdings Ltd. (Formerly: Forefront Group Ltd.)	9 for 1	2015/07/08
02341	EcoGreen International Group Ltd. (Formerly: EcoGreen Fine Chemicals Group Ltd.)	1 for 10	2015/07/13
00738	Le Saunda Holdings Ltd.	1 for 10	2015/07/16
02338	Weichai Power Co. Ltd. – H Shares	10 for 10	2015/07/16
01271	Grand Ming Group Holdings Ltd.	1 for 10	2015/07/27
02318	Ping An Insurance (Group) Co. of China Ltd. – H Shares	10 for 10	2015/07/27
01468	UKF (Holdings) Ltd.	1 for 5	2015/07/29
01319	Oi Wah Pawnshop Credit Holdings Ltd.	3 for 1	2015/08/04
02228	CECEP COSTIN New Materials Group Ltd.	2 for 1	2015/08/11
01246	Ngai Shun Holdings Ltd.	4 for 1	2015/08/21
01222	Wang On Group Ltd.	2 for 1	2015/08/25
00248	HKC International Holdings Ltd.	1 for 4	2015/08/27
00213	National Electronics Holdings Ltd.	1 for 10	2015/08/27
00896	Hanison Construction Holdings Ltd.	1 for 4	2015/08/28
02333	Great Wall Motor Co. Ltd. – H Shares	20 for 10	2015/09/30
02319	China Mengniu Dairy Co. Ltd.	1 for 1	2015/10/13
02342	Comba Telecom Systems Holdings Ltd.	1 for 10	2015/10/15
00211	Styland Holdings Ltd.	2 wts for 10	2015/10/16
01819	Fuguiniao Co., Ltd. – H Shares	1.5 for 1	2015/10/22
03993	China Molybdenum Co., Ltd. – H Shares	20 for 10	2015/11/03
00091	International Standard Resources Holdings Ltd.	1 wt for 5	2015/11/12
01177	Sino Biopharmaceutical Ltd.	1 for 2	2015/11/13
01271	Grand Ming Group Holdings Ltd.	1 for 10	2015/12/02
02324	Capital VC Ltd.	1 for 1	2015/12/15
01566	China Animation Characters Co. Ltd.	1 for 1	2015/12/18
00039	China Beidahuang Industry Group Holdings Ltd. (Formerly: Sino Distillery Group Ltd.)	1 for 1	2015/12/29
01020	Sinoref Holdings Ltd.	1 wt for 5	2015/12/30

Rights issues/open offers

Code	Stock	Particulars	Funds raised (HK\$mil)	Ex-date payment date
00905	Global Mastermind Capital Ltd. (Formerly: Mastermind Capital Ltd.)	Open offer 1 for 2 @\$0.45	70.14	2014/12/05 2015/01/02
00404	Hsin Chong Construction Group Ltd.	Rts 3 for 10 @HKD 1.00	857.45	2014/12/03 2015/01/05
00370	China Best Group Holding Ltd.	Open offer 1 for 2 @\$0.15	218.85	2014/11/27 2015/01/06
01059	Kantone Holdings Ltd.	Rts 3 for 10 @\$1.00 (after consolidation 10 into 1)	227.66	2014/12/12 2015/01/07
00218	Shenwan Hongyuan (H.K.) Ltd. (Formerly: Shenyin Wanguo (H.K.) Ltd.)	Rts 1 for 2 @\$2.342	621.52	2014/12/11 2015/01/08
00986	China Environmental Energy Investment Ltd.	Rts 8 for 1 @\$0.195	451.06	2014/12/22 2015/01/14
00166	New Times Energy Corporation Ltd.	Open offer 1 for 2 @\$0.17	117.73	2014/12/29 2015/01/22
02331	Li Ning Co. Ltd.	Open offer 5 offer securities for 12 shs @HKD 2.60 (entitled to subscribe for new ord shs or apply convertible securities in lieu of all or part or a combination of both)	1,171.64	2015/01/02 2015/01/23
01191	Yueshou Environmental Holdings Ltd.	Open offer 1 for 1 @\$0.10	149.81	2015/01/05 2015/01/26
02178	Petro-king Oilfield Services Ltd.	Rts 1 for 7 @\$0.98	151.25	2015/01/06 2015/01/27
00036	Far East Holdings International Ltd.	Open offer 1 for 2 @\$0.30	80.49	2015/01/13 2015/02/05
01141	Skyway Securities Group Ltd. (Formerly: Mission Capital Holdings Ltd.)	Open offer 1 for 2 @\$0.10	213.92	2015/01/16 2015/02/09
00310	Prosperity Investment Holdings Ltd.	Open offer 1 for 2 @\$0.17	60.57	2015/01/28 2015/02/26
00263	GT Group Holdings Ltd. (Formerly: China Yunnan Tin Minerals Group Co. Ltd.)	Rts 9 for 1 @\$0.60 (after consolidation 5 into 1)	420.58	2015/02/11 2015/03/10
01201	Tesson Holdings Ltd. (Formerly: Kith Holdings Ltd.)	Open offer 1 for 2 @\$0.69	90.20	2015/02/16 2015/03/10
00913	Unity Investments Holdings Ltd.	Open offer 4 for 1 @\$0.16 (after consolidation 10 into 1)	372.55	2015/02/11 2015/03/10
01103	Shanghai Tonva Petrochemical Co., Ltd. – H Shares	Rts 4.5 H shs for 10 H shs @\$0.78	240.18	2015/02/25 2015/03/23
00139	China Soft Power Technology Holdings Ltd. (Formerly: China Jinhai International Group Ltd.)	Rts 6 for 1 @\$0.15 with bonus 1 wt for 6 rts shs (after consolidation 10 into 1)	538.82	2015/03/03 2015/03/25
00064	Get Nice Holdings Ltd.	Rts 1 for 2 @\$0.28	626.29	2015/03/10 2015/03/31
00860	O Luxe Holdings Ltd. (Formerly: Ming Fung Jewellery Group Ltd.)	Open offer 2 for 1 @\$0.30 (after consolidation 10 into 1)	490.35	2015/03/18 2015/04/14
00185	ZH International Holdings Ltd. (Formerly: Heng Fai Enterprises Ltd.)	Open offer 1 for 10 @\$0.10	36.56	2015/03/12 2015/04/15
00207	Joy City Property Ltd. (Formerly: COFCO Land Holdings Ltd.)	Rts 1 for 2 @\$1.35	6,404.01	2015/03/18 2015/04/16
00616	Easyknit Enterprises Holdings Ltd.	Rts 20 for 1 @\$0.65 (after consolidation 20 into 1)	329.16	2015/03/26 2015/04/20
01019	Convoy Financial Holdings Ltd.	Open offer 3 for 1 @\$0.25	461.04	2015/04/09 2015/04/30
01166	Solartech International Holdings Ltd.	Open offer 5 for 1 @\$0.20 (after consolidation 10 into 1)	188.99	2015/04/08 2015/04/30
00149	China Agri-Products Exchange Ltd.	Rts 8 for 1 @\$0.30 (after consolidation 8 into 1)	517.25	2015/04/13 2015/05/06
00897	Wai Yuen Tong Medicine Holdings Ltd.	Rts 1 for 2 @\$0.108	227.73	2015/04/17 2015/05/11
00665	Haitong International Securities Group Ltd.	Rts 1 for 1 @\$3.50	8,867.09	2015/04/23 2015/05/15
00509	Century Sunshine Group Holdings Ltd.	Open offer 1 for 2 @\$0.40	581.25	2015/04/28 2015/05/22
00717	Emperor Capital Group Ltd.	Rts 1 for 2 @\$0.50	657.99	2015/04/30 2015/05/29
00397	Jun Yang Financial Holdings Ltd. (Formerly: Jun Yang Solar Power Investments Ltd.)	Open offer 1 for 2 @\$0.26	578.05	2015/05/08 2015/06/01
00587	Hua Han Bio-Pharmaceutical Holdings Ltd.	Open offer 1 for 2 @\$1.30	3,194.55	2015/05/11 2015/06/04
00334	TCL Display Technology Holdings Ltd. (Formerly: Proview International Holdings Ltd.)	Open offer 2 for 1 @\$0.35 (for qualifying shareholders only) (after consolidation 10 into 1)	35.50	2015/05/13 2015/06/04
00619	South China Financial Holdings Ltd.	Rts 1 for 2 @\$0.10	251.40	2015/05/12 2015/06/08
00689	EPI (Holdings) Ltd.	Open offer 1 for 2 @\$0.50 (after consolidation 10 into 1)	121.31	2015/05/15 2015/06/09
01380	China Kingstone Mining Holdings Ltd.	Open offer 1 for 2 @\$0.10	121.34	2015/05/28 2015/06/22
02336	Hailiang International Holdings Ltd. (Formerly: Sunlink International Holdings Ltd.)	Open offer 1 for 2 @\$0.60	322.22	2015/05/28 2015/06/22
00193	Capital Estate Ltd.	Rts 1 for 2 @\$0.15	185.09	2015/06/02 2015/06/23
03989	Capital Environment Holdings Ltd.	Rts 1 for 1 @\$0.45	2,129.18	2015/06/01 2015/06/24
00904	China Culiangwang Beverages Holdings Ltd.	Open offer 2 for 1 @\$0.20	794.86	2015/06/04 2015/06/29
01104	APAC Resources Ltd.	Open offer 1 for 2 @\$0.10	306.39	2015/06/09 2015/07/03

Rights issues/open offers (continued)

Code	Stock	Particulars	Funds raised (HK\$mil)	Ex-date payment date
00254	National United Resources Holdings Ltd.	Open offer 1 for 2 @\$0.26	484.03	2015/06/05 2015/07/07
01136	TCC International Holdings Ltd.	Rts 1 for 2 @\$2.20	3,625.21	2015/06/05 2015/07/07
02324	Capital VC Ltd.	Open offer 7 for 1 @\$0.25 (after consolidation 5 into 1)	342.35	2015/06/15 2015/07/09
00275	Hanny Holdings Ltd.	Rts 6 for 1 @\$0.16 (after consolidation 2 into 1)	770.55	2015/06/19 2015/07/13
00582	Landing International Development Ltd.	Rts 10 for 1 @\$0.35 (after consolidation 10 into 1)	6,543.69	2015/06/18 2015/07/14
00305	Wuling Motors Holdings Ltd.	Open offer 1 for 5 @\$0.70	212.52	2015/07/02 2015/07/23
01036	Vanke Property (Overseas) Ltd.	Rts 1 for 2 @\$8.04	1,043.93	2015/07/03 2015/07/28
00769	China Rare Earth Holdings Ltd.	Rts 2 for 5 @\$0.60	401.43	2015/07/06 2015/07/30
01082	Hong Kong Education (Int'l) Investments Ltd.	Rts 4 for 1 @\$0.295 with bonus 1 for 2 rts shs	384.61	2015/07/07 2015/07/30
01029	IRC Ltd.	Open offer 4 for 15 @\$0.315	408.23	2015/07/10 2015/07/31
00313	Richly Field China Development Ltd.	Open offer 1 for 3 @\$0.083	246.65	2015/07/10 2015/08/04
01046	Universe International Holdings Ltd.	Rts 2 for 1 @\$0.202	120.55	2015/07/16 2015/08/07
00181	Fujian Holdings Ltd.	Open offer 1 for 2 @\$0.40	106.85	2015/07/10 2015/08/11
00235	China Strategic Holdings Ltd.	Rts 1 for 2 @\$0.15	499.39	2015/07/21 2015/08/12
00764	Eternity Investment Ltd.	Rts 1 for 1 @\$0.70	413.00	2015/07/20 2015/08/12
00802	RCG Holdings Ltd.	Open offer 5 for 1 @\$0.25 (after consolidation 4 into 1)	313.28	2015/07/21 2015/08/13
00905	Global Mastermind Capital Ltd. (Formerly: Mastermind Capital Ltd.)	Open offer 2 for 1 @\$0.30	280.56	2015/07/23 2015/08/17
00745	China National Culture Group Ltd.	Open offer 1 for 1 @\$0.10 (after consolidation 2 into 1)	490.72	2015/07/27 2015/08/24
01130	China Environmental Resources Group Ltd.	Open offer 1 for 2 @\$0.29	136.71	2015/08/05 2015/08/26
00456	New City Development Group Ltd.	Open offer 1 for 4 @\$0.28	178.14	2015/08/05 2015/08/31
00280	King Fook Holdings Ltd.	Rts 2 for 5 @\$0.60	156.63	2015/08/13 2015/09/02
01049	Celestial Asia Securities Holdings Ltd.	Rts 1 for 2 @\$0.40	110.83	2015/08/12 2015/09/09
02327	U-Home Group Holdings Ltd.	Open offer 1 for 2 @\$0.26	213.20	2015/08/14 2015/09/10
00221	Easy One Financial Group Ltd. (Formerly: PNG Resources Holdings Ltd.)	Rts 5 for 2 @\$0.105	348.32	2015/08/20 2015/09/14
01111	Chong Hing Bank Ltd.	Rts 1 for 2 @\$17.05	3,708.38	2015/08/21 2015/09/16
01303	Huili Resources (Group) Ltd.	Open offer 1 for 2 @\$0.50	250.00	2015/08/24 2015/09/17
00091	International Standard Resources Holdings Ltd.	Open offer 1 for 4 @\$0.168	191.28	2015/09/09 2015/10/05
01355	Legend Strategy International Holdings Group Co. Ltd.	Open offer 1 for 4 @\$0.80	62.96	2015/09/10 2015/10/08
00801	Golden Meditech Holdings Ltd.	Open offer 1 for 2 @\$1.00	985.70	2015/09/21 2015/10/14
00656	Fosun International Ltd.	Rts 56 for 500 @\$13.42	11,637.59	2015/09/16 2015/10/19
01195	Kingwell Group Ltd.	Open offer 1 for 9 @\$0.16	46.15	2015/09/30 2015/10/27
00616	Easyknit Enterprises Holdings Ltd.	Rts 20 for 1 @\$0.48 (after consolidation 10 into 1)	510.45	2015/10/09 2015/10/29
00705	Ding He Mining Holdings Ltd.	Open offer 1 for 2 @\$0.10	183.65	2015/10/13 2015/11/06
00352	Fortune Sun (China) Holdings Ltd.	Rts 1 for 5 @\$0.85	34.51	2015/10/15 2015/11/09
00601	Group Sense (International) Ltd.	Open offer 1 for 1 @\$0.20	287.44	2015/10/16 2015/11/09
00431	Greater China Financial Holdings Ltd. (Formerly: Greater China Holdings Ltd.)	Rts 1 for 2 @\$2.20	474.37	2015/10/19 2015/11/10
00521	HNA International Investment Holdings Ltd. (Formerly: Shougang Concord Technology Holdings Ltd.)	Rts 9 for 5 @\$0.376	2,755.54	2015/10/16 2015/11/10
00108	GR Properties Ltd.	Rts 1 for 2 @\$1.30	343.13	2015/10/30 2015/11/24
00269	China Resources and Transportation Group Ltd.	Rts 4 for 1 @\$0.20 (after consolidation 20 into 1)	1,080.38	2015/11/06 2015/12/01
01717	Ausnutria Dairy Corporation Ltd.	Open offer 1 for 10 @\$2.20	249.55	2015/11/09 2015/12/02
00620	UDL Holdings Ltd.	Open offer 2 for 5 @\$3.10	420.39	2015/11/16 2015/12/07
01237	Merry Garden Holdings Ltd.	Open offer 1 for 2 @\$0.20	171.59	2015/11/11 2015/12/10
02888	Standard Chartered PLC	Rts 2 for 7 @\$55.60	40,500.84	2015/11/17 2015/12/10

Rights issues/open offers (continued)

Code	Stock	Particulars	Funds raised (HK\$mil)	Ex-date payment date
01225	Lerado Group (Holding) Co. Ltd.	Open offer 3 for 1 @\$0.15	431.85	2015/11/16 2015/12/11
00205	SEEC Media Group Ltd.	Open offer 5 for 1 @HKD 0.10	531.13	2015/11/24 2015/12/18
00943	eForce Holdings Ltd.	Open offer 4 for 1 @\$0.35 (after consolidation 4 into 1)	336.65	2015/12/08 2015/12/31
Total			116,506.90	

Notes: Figures may not add up to total due to rounding.

Placings

Code	Company	New shares placed	Placing price (HK\$)	Funds raised (HK\$ mil)	Allotment date
00618	Peking University Resources (Holdings) Co. Ltd.	1,454,376,000	0.6500	945.34	2015/01/02
00812	Tanrich Financial Holdings Ltd. (Name changed to Southwest Securities International Securities Ltd.)	1,245,124,409	0.2800	348.63	2015/01/06
03344	Addchance Holdings Ltd.	88,000,000	1.0500	92.40	2015/01/07
00404	Hsin Chong Construction Group Ltd.	1,472,960,000	1.0000	1,472.96	2015/01/08
00577	Louis XIII Holdings Ltd.	294,233,500	3.0000	882.70	2015/01/08
01355	Legend Strategy International Holdings Group Co. Ltd.	52,300,000	0.6600	34.52	2015/01/09
01011	China NT Pharma Group Co. Ltd.	216,391,300	1.0500	227.21	2015/01/13
00521	Shougang Concord Technology Holdings Ltd. (Name changed to HNA International Investment Holdings Ltd.)	240,000,000	0.2530	60.72	2015/01/13
00577	Louis XIII Holdings Ltd.	177,037,000	3.0000	531.11	2015/01/16
03836	China Harmony Auto Holding Ltd. (Name changed to China Harmony New Energy Auto Holding Ltd.)	90,113,000	6.0800	547.89	2015/01/21
00821	Value Convergence Holdings Ltd.	82,600,000	0.9800	80.95	2015/01/21
00431	Greater China Holdings Ltd. (Name changed to Greater China Financial Holdings Ltd.)	59,600,000	2.0000	119.20	2015/01/27
01195	Kingwell Group Ltd.	185,000,000	0.4700	86.95	2015/01/27
00838	EVA Precision Industrial Holdings Ltd.	70,000,000	1.9400	135.80	2015/01/28
01038	Cheung Kong Infrastructure Holdings Ltd.	80,000,000	58.0000	4,640.00	2015/01/30
00871	China Dredging Environment Protection Holdings Ltd.	85,560,000	1.3800	118.07	2015/01/30
00815	China Silver Group Ltd.	180,000,000	1.5100	271.80	2015/01/31
00471	CMMB Vision Holdings Ltd.	184,242,178	0.2650	48.82	2015/01/31
00871	China Dredging Environment Protection Holdings Ltd.	85,560,000	1.3800	118.07	2015/02/02
00262	Deson Development International Holdings Ltd.	100,000,000	0.7200	72.00	2015/02/02
01188	Hybrid Kinetic Group Ltd.	697,946,951	0.1750	122.14	2015/02/03
00875	Cypress Jade Agricultural Holdings Ltd. (Name changed to China Finance Investment Holdings Ltd.)	500,000,000	0.0710	35.50	2015/02/04
01323	Newtree Group Holdings Ltd.	16,000,000	2.5300	40.48	2015/02/04
02028	Jolimark Holdings Ltd.	40,000,000	1.7000	68.00	2015/02/05
00275	Hanny Holdings Ltd.	260,000,000	0.3000	78.00	2015/02/06
00007	Hoifu Energy Group Ltd.	30,000,000	1.2000	36.00	2015/02/06
01236	National Agricultural Holdings Ltd.	314,736,500	3.0000	944.21	2015/02/09
00686	United Photovoltaics Group Ltd.	380,000,000	1.0000	380.00	2015/02/10
00535	Gemdale Properties and Investment Corporation Ltd.	3,530,000,000	0.5200	1,835.60	2015/02/12
01230	Yashili International Holdings Ltd.	1,186,390,074	3.7000	4,389.64	2015/02/12
00695	Dongwu Cement International Ltd.	40,000,000	1.3000	52.00	2015/02/13
01089	Leyou Technologies Holdings Ltd.	398,400,000	1.0000	398.40	2015/02/16
01363	CT Environmental Group Ltd.	87,115,959	7.1200	620.27	2015/02/23
00943	eForce Holdings Ltd.	133,644,720	0.1880	25.13	2015/02/24
00990	Theme International Holdings Ltd.	730,000,000	0.1610	117.53	2015/02/24
00601	Group Sense (International) Ltd.	239,532,000	0.3200	76.65	2015/02/26
00377	Huajun Holdings Ltd.	533,058,000	0.7000	373.14	2015/02/26
01335	Sheen Tai Holdings Group Co. Ltd.	83,000,000	2.6600	220.78	2015/02/26
03836	China Harmony Auto Holding Ltd. (Name changed to China Harmony New Energy Auto Holding Ltd.)	128,734,000	4.7300	608.91	2015/03/02
01002	V.S. International Group Ltd.	53,000,000	0.5500	29.15	2015/03/09
02223	Casablanca Group Ltd.	40,000,000	1.5000	60.00	2015/03/13
02623	China Zhongsheng Resources Holdings Ltd.	392,000,000	0.3840	150.53	2015/03/16
00007	Hoifu Energy Group Ltd.	30,000,000	1.2300	36.90	2015/03/16
00968	Xinyi Solar Holdings Ltd.	500,000,000	2.3000	1,150.00	2015/03/18
02366	SMI Culture Group Holdings Ltd.	112,500,000	0.6400	72.00	2015/03/24
01039	Changfeng Axle (China) Co. Ltd. (Name changed to Fortunet e-Commerce Group Ltd.)	610,606,060	0.3300	201.50	2015/03/25
02389	Genvon Group Ltd. (Name changed to Beijing Enterprises Medical and Health Industry Group Ltd.)	465,000,000	0.5200	241.80	2015/03/26
00023	Bank of East Asia, Ltd., The	222,600,000	29.5576	6,579.52	2015/03/27
06828	Blue Sky Power Holdings Ltd.	162,500,000	0.4000	65.00	2015/03/27
00711	Chun Wo Development Holdings Ltd.	130,000,000	1.4270	185.51	2015/03/30
00959	Amax International Holdings Ltd.	11,000,000	0.7000	7.70	2015/03/31
00835	Asia Coal Ltd.	230,770,000	0.1300	30.00	2015/03/31
01175	FU Ji Food and Catering Services Holdings Ltd.	66,860,000	1.7100	114.33	2015/04/01
01196	Realord Group Holdings Ltd.	360,000,000	1.4000	504.00	2015/04/01
00648	China Renji Medical Group Ltd. (Name changed to China Wah Yan Healthcare Ltd.)	223,426,687	0.1900	42.45	2015/04/10
00295	Kong Sun Holdings Ltd.	352,000,000	1.0700	376.64	2015/04/10
00867	China Medical System Holdings Ltd.	72,500,000	11.8600	859.85	2015/04/13
00198	SMI Holdings Group Ltd.	139,582,733	0.2780	38.80	2015/04/13
01063	Suncorp Technologies Ltd.	2,040,900,000	0.2450	500.02	2015/04/13
00444	Sincere Watch (Hong Kong) Ltd.	692,000,000	0.6100	422.12	2015/04/16
00061	North Asia Resources Holdings Ltd.	472,205,000	0.1800	85.00	2015/04/17
02010	Real Nutriceutical Group Ltd.	130,000,000	2.3600	306.80	2015/04/17
02007	Country Garden Holdings Co. Ltd.	2,236,200,000	2.8160	6,297.14	2015/04/20
00161	AVIC International Holdings Ltd. – H Shares	55,530,000	6.3000	349.84	2015/04/21
00402	Peace Map Holding Ltd.	950,000,000	0.3300	313.50	2015/04/21
00673	China HealthCare Holdings Ltd.	136,657,939	0.2800	38.26	2015/04/22
00950	Lee's Pharmaceutical Holdings Ltd.	30,000,000	13.0200	390.60	2015/04/22
01046	Universe International Holdings Ltd.	49,730,000	0.4055	20.17	2015/04/22
01246	Ngai Shun Holdings Ltd.	83,000,000	0.7300	60.59	2015/04/23
00800	A8 New Media Group Ltd.	285,768,000	0.7300	208.61	2015/04/27
00875	Cypress Jade Agricultural Holdings Ltd. (Name changed to China Finance Investment Holdings Ltd.)	863,017,507	0.0833	71.89	2015/04/27
00254	National United Resources Holdings Ltd.	100,000,000	0.2620	26.20	2015/04/27
00952	Quam Ltd.	150,000,000	0.7500	112.50	2015/04/28
00209	Winshine Entertainment & Media Holding Co. Ltd.	400,000,000	0.4000	160.00	2015/04/28

Placings (continued)

Code	Company	New shares placed	Placing price (HK\$)	Funds raised (HK\$ mil)	Allotment date
00976	Chiho-Tiande Group Ltd.	203,900,000	9.0100	1,837.14	2015/04/30
00039	China Beidahuang Industry Group Holdings Ltd.	150,000,000	0.7300	109.50	2015/04/30
00036	Far East Holdings International Ltd.	102,999,000	0.5500	56.65	2015/04/30
00055	Neway Group Holdings Ltd.	293,560,000	0.1460	42.86	2015/04/30
00221	PNG Resources Holdings Ltd. (Name changed to Easy One Financial Group Ltd.)	220,000,000	0.2250	49.50	2015/04/30
02728	Shinhint Acoustic Link Holdings Ltd. (Name changed to Yuhua Energy Holdings Ltd.)	64,369,112	0.9700	62.44	2015/04/30
00835	Asia Coal Ltd.	153,850,000	0.1300	20.00	2015/05/04
00381	Kiu Hung International Holdings Ltd.	67,200,000	0.1740	11.69	2015/05/04
01260	Wonderful Sky Financial Group Holdings Ltd.	200,000,000	2.1500	430.00	2015/05/04
06881	China Galaxy Securities Co., Ltd. – H Shares	2,000,000,000	11.9900	23,980.00	2015/05/05
00245	China Seven Star Holdings Ltd. (Name changed to China Minsheng Financial Holding Corporation Ltd.)	83,360,000	0.6000	50.02	2015/05/05
01395	ELL Environmental Holdings Ltd.	160,000,000	0.9800	156.80	2015/05/05
00747	Shenyang Public Utility Holdings Co. Ltd. – H Shares	84,080,000	1.2500	105.10	2015/05/05
00024	Burwill Holdings Ltd.	138,000,000	0.3250	44.85	2015/05/06
01250	Jin Cai Holdings Co. Ltd. (Name changed to Beijing Enterprises Clean Energy Group Ltd.)	14,136,452,910	0.0790	1,116.78	2015/05/06
02322	Noble Century Investment Holdings Ltd.	67,520,000	1.0000	67.52	2015/05/06
00354	Chinasoft International Ltd.	50,000,000	3.6800	184.00	2015/05/07
00640	Infinity Chemical Holdings Co. Ltd.	50,000,000	1.6000	80.00	2015/05/07
00482	Sandmartin International Holdings Ltd.	166,445,772	0.2800	46.60	2015/05/07
00986	China Environmental Energy Investment Ltd.	520,000,000	0.2450	127.40	2015/05/08
01020	Sinoref Holdings Ltd.	170,000,000	0.3100	52.70	2015/05/08
02339	BeijingWest Industries International Ltd.	400,000,000	0.3800	152.00	2015/05/11
02023	China Ludao Technology Co. Ltd.	80,000,000	1.3300	106.40	2015/05/11
00715	China Oceanwide Holdings Ltd.	1,793,628,000	0.9610	1,723.68	2015/05/11
00254	National United Resources Holdings Ltd.	500,000,000	0.2620	131.00	2015/05/11
03393	Wasion Group Holdings Ltd.	61,000,000	10.8000	658.80	2015/05/11
06898	China Aluminum Cans Holdings Ltd.	49,800,000	2.4100	120.02	2015/05/12
00570	China Traditional Chinese Medicine Co. Ltd.	1,538,424,682	4.6800	7,199.83	2015/05/12
00354	Chinasoft International Ltd.	50,000,000	3.6800	184.00	2015/05/12
01206	Technovator International Ltd.	128,994,000	5.9500	767.51	2015/05/12
00803	Prosperity International Holdings (H.K.) Ltd.	714,280,000	0.2380	170.00	2015/05/13
00188	Sunwah Kingsway Capital Holdings Ltd.	630,000,000	0.3400	214.20	2015/05/13
01069	China Agroforestry Low-Carbon Holdings Ltd.	34,792,000	1.5300	53.23	2015/05/14
00966	China Taiping Insurance Holdings Co. Ltd.	486,000,000	27.7400	13,481.64	2015/05/14
00570	China Traditional Chinese Medicine Co. Ltd.	213,674,000	4.6800	999.99	2015/05/14
01089	Leyou Technologies Holdings Ltd.	478,080,000	1.2000	573.70	2015/05/14
00260	AVIC Joy Holdings (HK) Ltd.	876,000,000	0.4100	359.16	2015/05/15
00910	China Sandi Holdings Ltd.	137,410,000	0.3700	50.84	2015/05/15
01600	China Tian Lun Gas Holdings Ltd.	181,689,608	6.4000	1,162.81	2015/05/15
06837	Haitong Securities Co., Ltd. – H Shares	1,048,141,220	17.1800	18,007.07	2015/05/15
00876	Wing Tai Investment Holdings Ltd. (Name changed to Mega Medical Technology Ltd.)	250,000,000	0.4000	100.00	2015/05/15
00933	Brightoil Petroleum (Holdings) Ltd.	590,017,000	2.2000	1,298.04	2015/05/18
00261	CCT Land Holdings Ltd.	4,280,000,000	0.0250	107.00	2015/05/18
00688	China Overseas Land & Investment Ltd.	1,686,605,875	25.3800	42,806.06	2015/05/18
00109	Good Fellow Resources Holdings Ltd. (Name changed to Good Resources Holdings Ltd.)	1,500,000,000	0.4390	658.50	2015/05/19
01400	Wang Tai Holdings Ltd.	200,000,000	0.7600	152.00	2015/05/19
00656	Fosun International Ltd.	465,000,000	20.0000	9,300.00	2015/05/20
01106	Sino Haijing Holdings Ltd.	49,860,000	1.2680	63.22	2015/05/21
01418	Sinomax Group Ltd.	100,000,000	1.0600	106.00	2015/05/21
00273	Willie International Holdings Ltd. (Name changed to Mason Financial Holdings Ltd.)	1,250,000,000	0.1200	150.00	2015/05/21
01628	Yuzhou Properties Co. Ltd.	360,000,000	2.2000	792.00	2015/05/21
00899	Asia Resources Holdings Ltd.	340,000,000	0.4200	142.80	2015/05/22
02371	China Chuanglian Education Group Ltd.	473,800,000	0.3300	156.35	2015/05/22
00815	China Silver Group Ltd.	200,000,000	2.6400	528.00	2015/05/22
00560	Chu Kong Shipping Enterprises (Group) Co., Ltd.	180,000,000	2.5600	460.80	2015/05/22
01198	Royale Furniture Holdings Ltd.	278,000,000	0.2400	66.72	2015/05/22
01109	China Resources Land Ltd.	400,000,000	25.2500	10,100.00	2015/05/26
00884	CIFI Holdings (Group) Co. Ltd.	600,000,000	2.2000	1,320.00	2015/05/26
00337	Greenland Hong Kong Holdings Ltd.	228,000,000	7.4600	1,700.88	2015/05/26
00268	Kingdee International Software Group Co. Ltd.	288,526,000	4.6000	1,327.22	2015/05/26
00307	Up Energy Development Group Ltd.	303,832,000	0.5500	167.11	2015/05/26
00524	e-Kong Group Ltd.	104,200,000	0.6900	71.90	2015/05/27
02389	Genvon Group Ltd. (Name changed to Beijing Enterprises Medical and Health Industry Group Ltd.)	999,000,000	0.7200	719.28	2015/05/27
00115	Grand Field Group Holdings Ltd.	58,680,000	0.3800	22.30	2015/05/27
00310	Prosperity Investment Holdings Ltd.	142,500,000	0.2000	28.50	2015/05/27
00726	South East Group Ltd. (Name changed to China Minsheng Drawin Technology Group Ltd.)	6,500,000,000	0.2000	1,300.00	2015/05/27
00612	China Investment Fund Co. Ltd.	153,000,000	0.4650	71.15	2015/05/28
00736	China Properties Investment Holdings Ltd.	2,500,000,000	0.1000	250.00	2015/05/28
01094	China Public Procurement Ltd.	1,000,000,000	0.1705	170.50	2015/05/28
00535	Gemdale Properties and Investment Corporation Ltd.	2,524,000,000	0.5300	1,337.72	2015/05/28
00976	Chiho-Tiande Group Ltd.	253,000,000	9.0100	2,279.53	2015/05/29
00855	China Water Affairs Group Ltd.	36,907,143	4.2000	155.01	2015/05/29
06837	Haitong Securities Co., Ltd. – H Shares	868,837,600	17.1800	14,926.63	2015/05/29
00033	Harmonic Strait Financial Holdings Ltd.	4,000,000,000	0.1000	400.00	2015/05/29

Placings (continued)

Code	Company	New shares placed	Placing price (HK\$)	Funds raised (HK\$ mil)	Allotment date
01340	Huisheng International Holdings Ltd.	80,000,000	1.2500	100.00	2015/05/29
03886	Town Health International Medical Group Ltd.	1,785,098,644	0.9800	1,749.40	2015/05/29
01226	China Investment and Finance Group Ltd.	130,000,000	0.2750	35.75	2015/06/02
01129	China Water Industry Group Ltd.	186,000,000	1.8800	349.68	2015/06/02
01182	C Y Foundation Group Ltd. (Name changed to Success Dragon International Holdings Ltd.)	220,700,000	0.6050	133.52	2015/06/03
03836	China Harmony New Energy Auto Holding Ltd.	262,616,779	8.1800	2,148.21	2015/06/03
00815	China Silver Group Ltd.	17,956,000	4.2500	76.31	2015/06/03
00717	Emperor Capital Group Ltd.	1,300,000,000	0.5000	650.00	2015/06/04
00491	See Corporation Ltd.	368,880,000	0.8100	298.79	2015/06/04
01522	China City Railway Transportation Technology Hldgs Co. Ltd.	114,617,534	2.0810	238.52	2015/06/05
00153	China Saite Group Co. Ltd.	100,000,000	1.4260	142.60	2015/06/05
01129	China Water Industry Group Ltd.	80,000,000	1.8800	150.40	2015/06/05
00484	Forgame Holdings Ltd.	19,041,900	16.5000	314.19	2015/06/05
01280	Huiyin Household Appliances (Holdings) Co., Ltd. (Name changed to Huiyin Smart Community Co., Ltd.)	102,616,000	1.7700	181.63	2015/06/05
00395	Smartac Group China Holdings Ltd.	348,480,000	0.5100	177.72	2015/06/05
01096	Active Group Holdings Ltd. (Name changed to Sino Energy International Holdings Group Ltd.)	175,000,000	0.6500	113.75	2015/06/08
01131	Agritrade Resources Ltd.	65,000,000	1.5500	100.75	2015/06/08
00633	China All Access (Holdings) Ltd.	130,000,000	2.3400	304.20	2015/06/08
01189	Rosedale Hotel Holdings Ltd.	131,535,174	0.8900	117.07	2015/06/08
00981	Semiconductor Manufacturing International Corporation	4,700,000,000	0.6593	3,098.71	2015/06/08
06880	Tempus Holdings Ltd.	28,000,000	4.8800	136.64	2015/06/08
00326	China Star Entertainment Ltd.	2,887,900,000	0.1200	346.55	2015/06/09
03333	Evergrande Real Estate Group Ltd.	820,000,000	5.6700	4,649.40	2015/06/09
00372	ITC Corporation Ltd.	120,000,000	0.8800	105.60	2015/06/10
02010	Real Nutraceutical Group Ltd.	140,000,000	2.6500	371.00	2015/06/10
01060	Alibaba Pictures Group Ltd.	4,199,570,000	2.9000	12,178.75	2015/06/11
00065	DeTeam Co. Ltd. (Name changed to Grand Ocean Advanced Resources Co. Ltd.)	45,000,000	0.8200	36.90	2015/06/11
03888	Kingsoft Corporation Ltd.	100,000,000	27.4000	2,740.00	2015/06/11
00295	Kong Sun Holdings Ltd.	1,144,700,000	1.2000	1,373.64	2015/06/11
00996	Carnival Group International Holdings Ltd.	360,000,000	1.4600	525.60	2015/06/12
01268	China MeiDong Auto Holdings Ltd.	100,000,000	1.8300	183.00	2015/06/12
00943	eForce Holdings Ltd.	160,000,000	0.3950	63.20	2015/06/12
00353	Energy International Investments Holdings Ltd.	369,417,012	0.1450	53.57	2015/06/12
00521	HNA International Investment Holdings Ltd.	110,000,000	0.6500	71.50	2015/06/12
00803	Prosperity International Holdings (H.K.) Ltd.	489,000,000	0.2610	127.63	2015/06/12
00604	Shenzhen Investment Ltd.	670,000,000	4.1300	2,767.10	2015/06/12
03393	Wasion Group Holdings Ltd.	14,000,000	10.8000	151.20	2015/06/12
00648	China Renji Medical Group Ltd. (Name changed to China Wah Yan Healthcare Ltd.)	362,853,795	0.3350	121.56	2015/06/15
03623	China Success Finance Group Holdings Ltd.	60,000,000	2.6800	160.80	2015/06/15
00985	CST Mining Group Ltd.	5,400,000,000	0.1000	540.00	2015/06/15
01822	E-Rental Car Co. Ltd.	1,500,000,000	0.2600	390.00	2015/06/15
00145	Hong Kong Building and Loan Agency Ltd., The	100,000,000	0.8900	89.00	2015/06/15
00872	Jinheng Automotive Safety Technology Holdings Ltd.	147,364,000	0.8660	127.62	2015/06/15
01369	Wuzhou International Holdings Ltd.	327,464,000	1.4200	465.00	2015/06/15
06898	China Aluminum Cans Holdings Ltd.	41,174,000	2.2800	93.88	2015/06/16
01319	Oi Wah Pawnshop Credit Holdings Ltd.	80,000,000	2.0300	162.40	2015/06/16
00243	QPL International Holdings Ltd.	153,470,000	0.5600	85.94	2015/06/16
01808	Enterprise Development Holdings Ltd.	483,700,000	0.2500	120.93	2015/06/17
00817	Franshion Properties (China) Ltd. (Name changed to China Jinmao Holdings Group Ltd.)	1,600,000,000	2.7300	4,368.00	2015/06/17
00915	Linmark Group Ltd. (Name changed to Daohe Global Group Ltd.)	20,000,000	3.2100	64.20	2015/06/17
01141	Mission Capital Holdings Ltd. (Name changed to Skyway Securities Group Ltd.)	1,500,000,000	0.1000	150.00	2015/06/17
00276	Mongolia Energy Corporation Ltd.	11,055,179	0.5400	5.97	2015/06/17
01020	Sinoref Holdings Ltd.	313,000,000	0.3500	109.55	2015/06/17
06828	Blue Sky Power Holdings Ltd.	100,000,000	0.4300	43.00	2015/06/18
00593	SkyOcean International Holdings Ltd.	18,287,500	7.6500	139.90	2015/06/18
00217	China Chengtong Development Group Ltd.	968,000,000	1.0100	977.68	2015/06/19
02339	BeijingWest Industries International Ltd.	800,000,000	0.5000	400.00	2015/06/22
00605	China Financial Services Holdings Ltd.	400,000,000	0.7500	300.00	2015/06/22
01188	Hybrid Kinetic Group Ltd.	4,471,268,040	0.3700	1,654.37	2015/06/22
01217	China Innovation Investment Ltd.	1,395,000,000	0.1340	186.93	2015/06/23
00153	China Saite Group Co. Ltd.	178,000,000	1.4260	253.83	2015/06/23
01091	CITIC Dameng Holdings Ltd.	302,480,000	1.3000	393.22	2015/06/23
06030	CITIC Securities Co. Ltd. – H Shares	1,100,000,000	24.6000	27,060.00	2015/06/23
00036	Far East Holdings International Ltd.	181,200,000	1.3800	250.06	2015/06/23
03683	Great Harvest Maeta Group Holdings Ltd.	83,000,000	1.9820	164.51	2015/06/23
01236	National Agricultural Holdings Ltd.	58,000,000	4.2500	246.50	2015/06/23
02366	SMI Culture Group Holdings Ltd.	135,000,000	0.9300	125.55	2015/06/23
02608	Sunshine 100 China Holdings Ltd.	375,000,000	3.4000	1,275.00	2015/06/23
00370	China Best Group Holding Ltd.	875,380,000	0.2500	218.85	2015/06/24
01253	Broad Greenstate International Co. Ltd.	59,440,000	2.1500	127.80	2015/06/25
02233	West China Cement Ltd.	903,467,970	1.6900	1,526.86	2015/06/26
00730	Shougang Concord Grand (Group) Ltd.	1,520,000,000	0.4100	623.20	2015/06/29
00938	Man Sang International Ltd.	256,038,041	1.0900	279.08	2015/06/30
00198	SMI Holdings Group Ltd.	600,000,000	0.7500	450.00	2015/06/30
00527	China Ruifeng Renewable Energy Holdings Ltd.	249,880,000	0.8000	199.90	2015/07/02
00055	Neway Group Holdings Ltd.	352,280,000	0.2400	84.55	2015/07/02
00198	SMI Holdings Group Ltd.	200,000,000	0.7500	150.00	2015/07/03
00505	Xingye Copper International Group Ltd.	109,914,000	0.8800	96.72	2015/07/03
00718	Bestway International Holdings Ltd.	205,000,000	0.8800	180.40	2015/07/06

Placings (continued)

Code	Company	New shares placed	Placing price (HK\$)	Funds raised (HK\$ mil)	Allotment date
01008	Brilliant Circle Holdings International Ltd.	79,416,000	1.7000	135.01	2015/07/06
01678	China Creative Home Group Ltd.	180,000,000	1.2800	230.40	2015/07/06
02393	Yestar International Holdings Co. Ltd.	113,700,000	3.0000	341.10	2015/07/06
01011	China NT Pharma Group Co. Ltd.	259,650,000	1.8600	482.95	2015/07/07
01041	China New Energy Power Group Ltd.	390,600,000	0.2010	78.51	2015/07/08
00471	CMMB Vision Holdings Ltd.	730,615,382	0.2600	189.96	2015/07/08
01090	Da Ming International Holdings Ltd.	103,750,000	3.6900	382.84	2015/07/08
00547	Digital Domain Holdings Ltd.	210,000,000	0.4710	98.91	2015/07/08
01968	Peak Sport Products Co., Ltd.	280,000,000	2.4800	694.40	2015/07/08
00198	SMI Holdings Group Ltd.	400,000,000	0.7500	300.00	2015/07/08
00166	New Times Energy Corporation Ltd.	415,000,000	0.2680	111.22	2015/07/09
06128	Earthasia International Holdings Ltd.	20,000,000	1.0500	21.00	2015/07/10
03360	Far East Horizon Ltd.	658,000,000	6.9000	4,540.20	2015/07/10
00472	New Silkroad Culturaltainment Ltd.	600,000,000	0.6600	396.00	2015/07/10
01908	South West Eco Development Ltd.	60,000,000	3.8600	231.60	2015/07/13
00188	Sunwah Kingsway Capital Holdings Ltd.	290,000,000	0.3500	101.50	2015/07/13
00717	Emperor Capital Group Ltd.	500,000,000	0.8800	440.00	2015/07/14
01300	Trigiant Group Ltd.	261,000,000	2.2700	592.47	2015/07/14
00801	Golden Meditech Holdings Ltd.	140,000,000	1.0000	140.00	2015/07/15
00061	North Asia Resources Holdings Ltd.	1,762,300,000	0.1450	255.53	2015/07/16
01178	Vitop Bioenergy Holdings Ltd.	105,000,000	0.1500	15.75	2015/07/16
00572	China For You Group Co. Ltd.	656,000,000	0.2600	170.56	2015/07/17
01280	Huiyin Smart Community Co., Ltd.	35,000,000	1.7700	61.95	2015/07/17
03822	Sam Woo Construction Group Ltd.	20,000,000	3.0100	60.20	2015/07/17
02393	Yestar International Holdings Co. Ltd.	194,000,000	3.0000	582.00	2015/07/17
02213	Yi Hua Department Store Holdings Ltd. (Name changed to Yi Hua Holdings Ltd.)	31,630,000	2.7200	86.03	2015/07/17
00048	China Automotive Interior Decoration Holdings Ltd.	276,480,000	0.3450	95.39	2015/07/21
01673	Huazhang Technology Holding Ltd.	33,000,000	3.6000	118.80	2015/07/21
00800	A8 New Media Group Ltd.	120,000,000	0.5700	68.40	2015/07/22
00397	Jun Yang Solar Power Investments Ltd. (Name changed to Jun Yang Financial Holdings Ltd.)	889,300,000	0.1580	140.51	2015/07/22
00630	AMCO United Holding Ltd.	61,200,000	0.3280	20.07	2015/07/24
00080	China New Economy Fund Ltd.	103,020,000	0.3850	39.66	2015/07/24
00621	Taung Gold International Ltd.	1,424,640,000	0.1070	152.44	2015/07/24
00149	China Agri-Products Exchange Ltd.	387,000,000	0.2450	94.82	2015/07/27
00391	Mei Ah Entertainment Group Ltd.	280,000,000	1.0000	280.00	2015/07/27
00474	Hao Tian Development Group Ltd.	240,000,000	0.9000	216.00	2015/07/28
01348	Quali-Smart Holdings Ltd.	30,000,000	2.9500	88.50	2015/07/28
02010	Real Nutraceutical Group Ltd.	59,000,000	2.0000	118.00	2015/07/28
00058	Sunway International Holdings Ltd.	290,960,000	0.3350	97.47	2015/07/28
01046	Universe International Holdings Ltd.	586,350,000	0.3411	200.00	2015/07/28
01166	Solartech International Holdings Ltd.	226,780,000	0.1700	38.55	2015/07/29
01178	Vitop Bioenergy Holdings Ltd.	50,000,000	0.1500	7.50	2015/07/29
04605	Bank of Comm USD 5.00% Non-Cum Perpetual Offshore Pref Shs	122,500,000	156.0000	19,110.00	2015/07/30
00039	China Beidahuang Industry Group Holdings Ltd.	39,800,000	2.4300	96.71	2015/07/30
00145	Hong Kong Building and Loan Agency Ltd., The	50,000,000	0.8900	44.50	2015/07/30
00485	Shihua Development Co. Ltd.	486,760,000	0.1240	60.36	2015/07/30
00707	Co-Prosperty Holdings Ltd.	338,840,000	0.4500	152.48	2015/07/31
01107	Modern Land (China) Co., Ltd.	320,000,000	1.0500	336.00	2015/07/31
01178	Vitop Bioenergy Holdings Ltd.	70,000,000	0.1500	10.50	2015/07/31
01375	Central China Securities Co., Ltd. – H Shares	592,119,000	4.2800	2,534.27	2015/08/03
01822	E-Rental Car Co. Ltd.	500,000,000	0.3000	150.00	2015/08/03
00810	Opes Asia Development Ltd. (Name changed to China Internet Investment Finance Holdings Ltd.)	52,662,000	0.5100	26.86	2015/08/03
01282	World Wide Touch Technology (Holdings) Ltd. (Name changed to China Goldjoy Group Ltd.)	18,611,994,100	0.1800	3,350.16	2015/08/03
00479	CIL Holdings Ltd.	250,000,000	0.1000	25.00	2015/08/04
00094	Greenheart Group Ltd.	160,000,000	0.9300	148.80	2015/08/04
01140	OP Financial Investments Ltd.	900,000,000	1.5000	1,350.00	2015/08/04
00378	CIAM Group Ltd.	35,000,000	7.7300	270.55	2015/08/05
01237	Merry Garden Holdings Ltd.	272,600,000	0.5500	149.93	2015/08/05
01178	Vitop Bioenergy Holdings Ltd.	108,680,000	0.1500	16.30	2015/08/05
01366	Jiangnan Group Ltd.	370,806,000	1.9500	723.07	2015/08/06
00705	Ding He Mining Holdings Ltd.	612,000,000	0.1850	113.22	2015/08/07
00276	Mongolia Energy Corporation Ltd.	29,648,181	0.3400	10.08	2015/08/07
00886	Silver Base Group Holdings Ltd.	166,000,000	1.3100	217.46	2015/08/07
02213	Yi Hua Department Store Holdings Ltd. (Name changed to Yi Hua Holdings Ltd.)	6,380,000	2.7200	17.35	2015/08/07
01884	eprint Group Ltd.	50,000,000	1.1220	56.10	2015/08/10
00455	Tianda Pharmaceuticals Ltd.	280,517,724	0.3900	109.40	2015/08/10
00267	CITIC Ltd.	859,218,000	13.9500	11,986.09	2015/08/12
01106	Sino Haijing Holdings Ltd.	59,830,000	1.5000	89.75	2015/08/12
00875	China Finance Investment Holdings Ltd.	173,552,043	0.3780	65.60	2015/08/14
01365	China Greenland Rundong Auto Group Ltd.	251,942,800	2.8900	728.11	2015/08/14
02098	Zall Development Group Ltd.	53,448,000	2.9000	155.00	2015/08/17
00139	China Jinhai International Group Ltd. (Name changed to China Soft Power Technology Holdings Ltd.)	4,000,000,000	0.2500	1,000.00	2015/08/18
01327	Time2U International Holding Ltd.	160,000,000	0.4000	64.00	2015/08/19
00235	China Strategic Holdings Ltd.	7,000,000,000	0.1500	1,050.00	2015/08/20
02012	Sunshine Oilsands Ltd.	111,214,210	0.7500	83.41	2015/08/20
01076	Imperial Pacific International Holdings Ltd.	3,466,000,000	0.2250	779.85	2015/08/21
00663	King Stone Energy Group Ltd.	668,000,000	0.2750	183.70	2015/08/24
01220	Zhidao International (Holdings) Ltd.	330,000,000	0.9850	325.05	2015/08/24

Placings (continued)

Code	Company	New shares placed	Placing price (HK\$)	Funds raised (HK\$ mil)	Allotment date
00145	Hong Kong Building and Loan Agency Ltd., The	24,000,000	0.8900	21.36	2015/08/27
01280	Huiyin Smart Community Co., Ltd.	163,850,000	1.0000	163.85	2015/08/27
01468	UKF (Holdings) Ltd.	405,000,000	0.2010	81.41	2015/08/27
00986	China Environmental Energy Investment Ltd.	620,000,000	0.1340	83.08	2015/08/28
01400	Wang Tai Holdings Ltd.	240,000,000	1.5000	360.00	2015/08/28
01096	Active Group Holdings Ltd. (Name changed to Sino Energy International Holdings Group Ltd.)	60,000,000	0.7000	42.00	2015/08/31
00993	Simsen International Corporation Ltd. (Name changed to Huarong International Financial Holdings Ltd.)	1,702,435,038	0.2750	468.17	2015/08/31
01003	21 Holdings Ltd. (Name changed to Huanxi Media Group Ltd.)	1,731,416,556	0.4000	692.57	2015/09/02
00670	China Eastern Airlines Corporation Ltd. – H Shares	465,910,000	7.4900	3,489.67	2015/09/08
00612	China Investment Fund Co. Ltd.	183,000,000	0.4000	73.20	2015/09/08
00231	Madex International (Holdings) Ltd.	613,400,000	0.1630	99.98	2015/09/08
00789	Artini China Co. Ltd.	95,200,000	0.1050	10.00	2015/09/10
01019	Convoy Financial Holdings Ltd.	491,700,000	0.3500	172.10	2015/09/10
00039	China Beidahuang Industry Group Holdings Ltd.	150,000,000	1.3365	200.48	2015/09/11
03344	Addchance Holdings Ltd.	90,000,000	1.0500	94.50	2015/09/15
06108	New Ray Medicine International Holding Ltd.	241,000,000	0.2850	68.69	2015/09/15
00433	North Mining Shares Co. Ltd.	2,900,000,000	0.0800	232.00	2015/09/17
00959	Amax International Holdings Ltd.	25,000,000	0.6400	16.00	2015/09/18
00850	PetroAsian Energy Holdings Ltd.	100,000,000	0.1380	13.80	2015/09/18
00030	ABC Communications (Holdings) Ltd. (Name changed to Ban Loong Holdings Ltd.)	214,138,000	0.1890	40.47	2015/09/23
00117	EYANG Holdings (Group) Co., Ltd.	81,100,000	1.1500	93.27	2015/09/23
00981	Semiconductor Manufacturing International Corporation	323,518,848	0.6593	213.30	2015/09/25
00539	Victory City International Holdings Ltd.	186,460,000	1.0000	186.46	2015/09/25
02012	Sunshine Oilsands Ltd.	100,000,000	0.5000	50.00	2015/09/30
00475	Zhong Fa Zhan Holdings Ltd.	9,000,000	2.1000	18.90	2015/09/30
01102	Enviro Energy International Holdings Ltd.	1,048,000,000	0.2000	209.60	2015/10/02
00475	Zhong Fa Zhan Holdings Ltd.	6,000,000	2.1000	12.60	2015/10/02
00276	Mongolia Energy Corporation Ltd.	14,449,760	0.2500	3.61	2015/10/05
02322	Noble Century Investment Holdings Ltd.	81,000,000	1.7000	137.70	2015/10/05
00332	Yuan Heng Gas Holdings Ltd.	300,000,000	0.6000	180.00	2015/10/05
00620	UDL Holdings Ltd.	55,023,081	2.5000	137.56	2015/10/06
00471	CMMB Vision Holdings Ltd.	60,332,830	0.1200	7.24	2015/10/07
00265	Orient Victory China Holdings Ltd.	372,466,100	0.7400	275.62	2015/10/08
00524	e-Kong Group Ltd.	104,200,000	0.5200	54.18	2015/10/09
00981	Semiconductor Manufacturing International Corporation	961,849,809	0.6593	634.15	2015/10/09
00030	ABC Communications (Holdings) Ltd. (Name changed to Ban Loong Holdings Ltd.)	30,000,000	0.1970	5.91	2015/10/12
00332	Yuan Heng Gas Holdings Ltd.	80,833,333	0.6000	48.50	2015/10/12
00090	Amber Energy Ltd.	43,600,000	0.9700	42.29	2015/10/14
00397	Jun Yang Financial Holdings Ltd.	12,031,350,000	0.1130	1,359.54	2015/10/14
00809	Global Bio-chem Technology Group Co. Ltd.	3,135,509,196	0.2300	721.17	2015/10/15
01663	Sino Harbour Holdings Group Ltd.	32,000,000	1.5600	49.92	2015/10/19
00475	Zhong Fa Zhan Holdings Ltd.	18,000,000	2.1000	37.80	2015/10/19
00204	China Investment Development Ltd.	570,000,000	0.1480	84.36	2015/10/20
00572	China For You Group Co. Ltd.	700,000,000	0.1350	94.50	2015/10/22
02188	China Titans Energy Technology Group Co., Ltd.	84,096,000	1.1900	100.07	2015/10/22
06878	Differ Group Holding Co. Ltd.	42,000,000	3.7000	155.40	2015/10/22
00727	Crown International Corporation Ltd.	260,000,000	1.3000	338.00	2015/10/23
01269	China First Capital Group Ltd.	76,800,000	2.0000	153.60	2015/10/26
00136	HengTen Networks Group Ltd.	110,229,738,846	0.0061	672.40	2015/10/26
01194	China Precious Metal Resources Holdings Co., Ltd.	917,200,000	0.2500	229.30	2015/10/28
01555	MIE Holdings Corporation	276,300,000	0.9000	248.67	2015/10/28
01019	Convoy Financial Holdings Ltd.	11,988,300,000	0.3500	4,195.91	2015/10/29
01363	CT Environmental Group Ltd.	200,000,000	2.5750	515.00	2015/10/29
01037	Daiwa Associate Holdings Ltd.	225,000,000	1.1440	257.40	2015/10/29
00223	Sino Resources Group Ltd.	30,000,000	0.1690	5.07	2015/11/02
00475	Zhong Fa Zhan Holdings Ltd.	3,000,000	2.1000	6.30	2015/11/02
00024	Burwill Holdings Ltd.	100,000,000	0.3250	32.50	2015/11/03
00871	China Dredging Environment Protection Holdings Ltd.	97,340,000	1.1300	109.99	2015/11/05
00570	China Traditional Chinese Medicine Co. Ltd.	197,749,762	4.2120	832.92	2015/11/05
00729	FDG Electric Vehicles Ltd.	1,000,000,000	0.5000	500.00	2015/11/05
00539	Victory City International Holdings Ltd.	100,000,000	1.0000	100.00	2015/11/06
00376	ReOrient Group Ltd.	1,942,520,000	2.0000	3,885.04	2015/11/09
00724	Sino-Tech International Holdings Ltd.	722,500,000	0.0470	33.96	2015/11/09
00968	Xinyi Solar Holdings Ltd.	168,800,000	3.2200	543.54	2015/11/09
02379	Zhongtian International Ltd.	47,700,000	1.0800	51.52	2015/11/09
00721	China Financial International Investments Ltd.	1,700,000,000	0.2000	340.00	2015/11/10
00885	Rentian Technology Holdings Ltd.	900,000,000	0.3200	288.00	2015/11/10
02882	Hong Kong Resources Holdings Co. Ltd.	300,000,000	0.1230	36.90	2015/11/11
00721	China Financial International Investments Ltd.	2,200,000,000	0.2000	440.00	2015/11/13
00736	China Properties Investment Holdings Ltd.	809,000,000	0.1900	153.71	2015/11/13
00899	Asia Resources Holdings Ltd.	1,330,000,000	0.3600	478.80	2015/11/16
01322	CW Group Holdings Ltd.	93,781,682	3.6300	340.43	2015/11/17
00106	Landsea Green Properties Co., Ltd.	327,002,604	0.6529	213.50	2015/11/18
00299	New Sports Group Ltd.	670,000,000	0.2360	158.12	2015/11/19
02280	HC International, Inc.	74,540,000	3.8200	284.74	2015/11/20
00902	Huaneng Power International, Inc. – H Shares	780,000,000	7.3200	5,709.60	2015/11/20
01166	Solartech International Holdings Ltd.	272,120,000	0.1700	46.26	2015/11/23
02012	Sunshine Oilsands Ltd.	36,912,000	0.6300	23.25	2015/11/23
00009	Cheung Wo International Holdings Ltd.	175,500,000	1.1400	200.07	2015/11/25

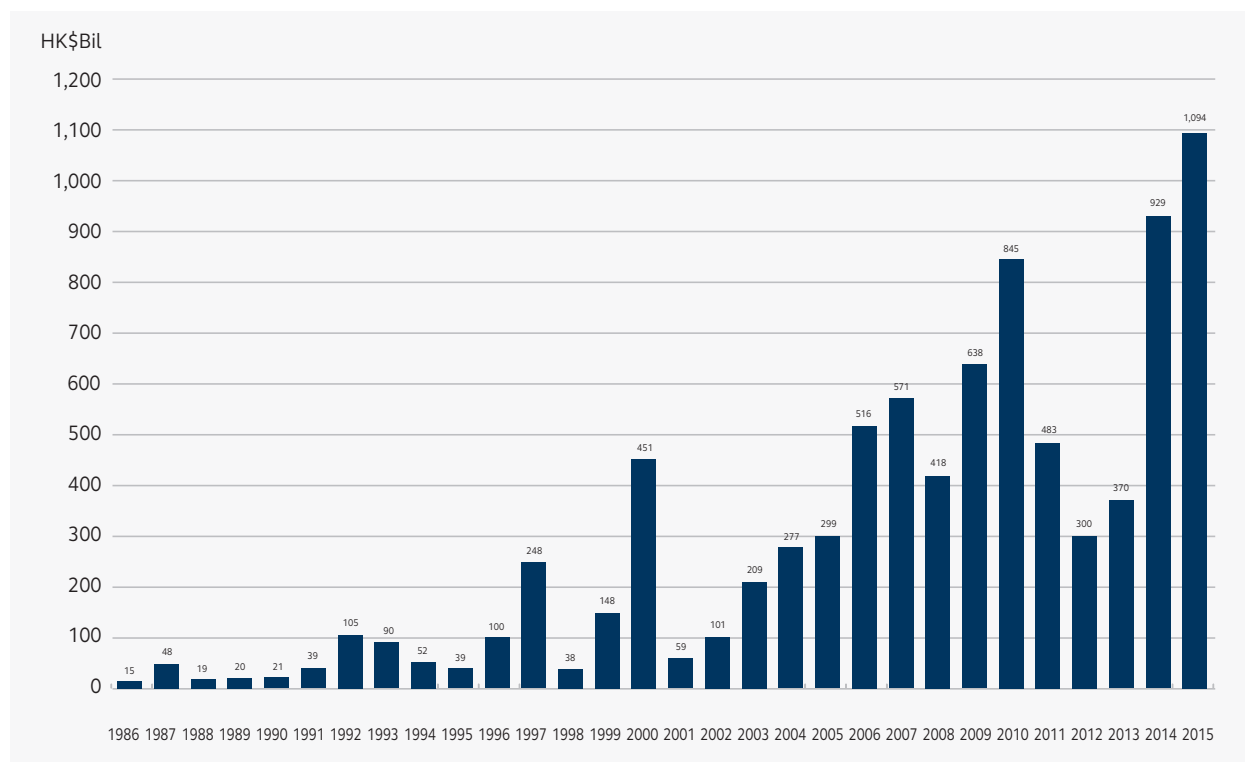
Placings (continued)

Code	Company	New shares placed	Placing price (HK\$)	Funds raised (HK\$ mil)	Allotment date
01886	China Huiyuan Juice Group Ltd.	14,117,705	3.2800	46.31	2015/11/26
00871	China Dredging Environment Protection Holdings Ltd.	108,004,000	1.1500	124.20	2015/11/27
01143	Telefield International (Holdings) Ltd.	79,700,000	2.4400	194.47	2015/11/27
00630	AMCO United Holding Ltd.	874,100,000	0.2300	201.04	2015/11/30
00718	Bestway International Holdings Ltd.	250,180,000	0.6600	165.12	2015/11/30
00963	Bloomage BioTechnology Corporation Ltd.	16,145,834	12.0000	193.75	2015/11/30
01175	FU JI Food and Catering Services Holdings Ltd.	107,260,000	0.9100	97.61	2015/11/30
00095	LVGEM (China) Real Estate Investment Co. Ltd.	800,000,000	2.2000	1,760.00	2015/11/30
02012	Sunshine Oilsands Ltd.	78,125,000	0.6400	50.00	2015/11/30
01831	ShiFang Holding Ltd.	167,000,000	0.7000	116.90	2015/12/01
02229	Changgang Dunxin Enterprise Co. Ltd.	198,560,000	0.5500	109.21	2015/12/03
03380	Logan Property Holdings Co. Ltd.	557,554,000	2.7800	1,550.00	2015/12/03
01348	Quali-Smart Holdings Ltd.	28,500,000	3.8800	110.58	2015/12/03
00721	China Financial International Investments Ltd.	1,800,000,000	0.2000	360.00	2015/12/04
02028	Jolimark Holdings Ltd.	18,000,000	1.6000	28.80	2015/12/04
01207	SRE Group Ltd.	14,900,000,000	0.1000	1,490.00	2015/12/04
00833	Alltronics Holdings Ltd.	69,172,000	1.8800	130.04	2015/12/07
02330	China Uptown Group Co. Ltd.	188,288,000	0.3290	61.95	2015/12/08
01145	Courage Marine Group Ltd.	21,176,000	4.0000	84.70	2015/12/08
00479	CIL Holdings Ltd.	252,000,000	0.1000	25.20	2015/12/10
00572	China For You Group Co. Ltd.	900,000,000	0.1350	121.50	2015/12/11
00245	China Minsheng Financial Holding Corporation Ltd.	26,316,000,000	0.1900	5,000.04	2015/12/11
01332	China Optoelectronics Holding Group Co., Ltd.	575,063,972	0.1600	92.01	2015/12/11
01227	National Investments Fund Ltd.	52,085,920	0.4090	21.30	2015/12/11
01348	Quali-Smart Holdings Ltd.	12,000,000	3.8800	46.56	2015/12/14
04606	Ch Constr Bank USD 4.65% Non-Cum Perpetual Offshore Pref Shs	152,500,000	156.0000	23,790.00	2015/12/17
01555	MIE Holdings Corporation	55,718,000	0.9500	52.93	2015/12/18
06869	Yangtze Optical Fibre and Cable Joint Stock Ltd. Co. – H Shs	11,869,000	7.1500	84.86	2015/12/18
00866	China Qinfa Group Ltd.	200,000,000	0.2490	49.80	2015/12/21
00496	Kasen International Holdings Ltd.	348,696,896	0.6000	209.22	2015/12/21
00648	China Wah Yan Healthcare Ltd.	435,424,554	0.1120	48.77	2015/12/22
00383	COL Capital Ltd.	2,000,000,000	0.4500	900.00	2015/12/22
00276	Mongolia Energy Corporation Ltd.	33,298,239	0.2030	6.76	2015/12/22
01963	Bank of Chongqing Co., Ltd. – H Shares	421,827,300	7.6500	3,226.98	2015/12/23
01269	China First Capital Group Ltd.	92,160,000	2.0000	184.32	2015/12/23
00519	Applied Development Holdings Ltd.	347,930,000	0.3200	111.34	2015/12/24
00959	Amax International Holdings Ltd.	24,000,000	0.6400	15.36	2015/12/28
01768	Bracell Ltd.	1,000,000	0.8100	0.81	2015/12/28
00547	Digital Domain Holdings Ltd.	560,000,000	0.4250	238.00	2015/12/28
00607	Fullshare Holdings Ltd.	448,717,500	1.5600	700.00	2015/12/29
02488	Launch Tech Co. Ltd. – H Shares	27,360,000	9.5700	261.84	2015/12/29
01622	Redco Properties Group Ltd.	175,804,661	4.4300	778.81	2015/12/29
00471	CMMB Vision Holdings Ltd.	757,499,997	0.1200	90.90	2015/12/30
02882	Hong Kong Resources Holdings Co. Ltd.	31,899,993	0.1230	3.92	2015/12/30
00456	New City Development Group Ltd.	136,060,042	0.2470	33.61	2015/12/30
02178	Petro-king Oilfield Services Ltd.	93,480,000	0.7900	73.85	2015/12/30
01201	Tesson Holdings Ltd.	200,000,000	0.8000	160.00	2015/12/30
02039	China Int'l Marine Containers (Group) Co., Ltd. – H Shares	286,096,100	13.4800	3,856.58	2015/12/31
00340	China Mining Resources Group Ltd.	4,000,000,000	0.1000	400.00	2015/12/31
Total				428,501.58	

Funds raised by classification, 2011 – 2015

		HK\$ bil					
Type	Listing method	2011	2012	2013	2014	2015	
Equities	Offer for subscription	16.23	6.66	25.52	26.49	32.24	
	Offer for sale	46.43	1.30	8.04	10.06	15.81	
	Offer for placing	195.80	80.96	132.21	193.81	212.30	
	Placing	62.99	134.63	98.00	295.47	428.50	
	Rights issue	57.98	26.18	28.02	73.89	99.17	
	Open offer	5.87	3.40	2.81	4.74	17.34	
	Consideration issue	77.03	21.68	51.31	280.94	264.76	
	Warrants exercised	11.86	1.82	1.60	12.06	9.80	
	Share option scheme	8.65	23.60	22.30	31.95	13.63	
	Equities funds raised		482.83	300.23	369.82	929.40	1,093.55
	Debt securities	152.49	341.24	576.40	961.35	750.76	
Unit trusts/Mutual funds		12.51	5.28	3.32	0.49	-	
Derivative warrants – premium		273.30	174.16	174.94	178.19	182.37	
Equity warrants – premium		0.03	-	-	0.03	-	
Equity linked instruments – premium		-	-	-	-	-	
Callable bull/bear contracts – premium		310.70	349.42	482.60	472.83	483.53	

Equity funds raised, 1986 – 2015



Funds raised by Mainland enterprises H shares, 2011 – 2015

		HK\$ bil					
Type	Listing method	2011	2012	2013	2014	2015	
Equities	Offer for subscription	1.91	5.12	10.25	11.27	23.67	
	Offer for sale	0.02	–	1.44	3.56	4.28	
	Offer for placing	49.97	58.71	78.01	104.77	181.42	
	Placing	25.44	58.58	35.73	71.01	103.59	
	Rights issue	11.85	1.27	10.20	2.83	0.24	
	Open offer	–	–	–	–	–	
	Consideration issue	–	–	–	–	17.18	
	Warrants exercised	–	–	–	–	–	
	Share option scheme	–	–	–	–	–	
	Equities funds raised		89.19	123.67	135.62	193.44	330.39

Funds raised by Red Chip stocks, 2011 – 2015

		HK\$ bil					
Type	Listing method	2011	2012	2013	2014	2015	
Equities	Offer for subscription	0.51	0.01	0.93	1.24	1.38	
	Offer for sale	–	–	–	0.37	–	
	Offer for placing	5.39	1.95	2.25	6.58	2.27	
	Placing	5.06	24.02	22.37	66.80	107.21	
	Rights issue	6.21	7.60	1.83	12.69	15.62	
	Open offer	3.54	0.11	–	–	0.32	
	Consideration issue	39.28	4.58	34.48	264.79	14.45	
	Warrants exercised	–	–	0.11	–	0.87	
	Share option scheme	0.79	1.74	4.36	12.42	2.67	
	Equities funds raised		60.78	40.01	66.32	364.90	144.79

Newly listed equity warrants, 2015

Code	Warrant	Subscription price per unit (HK\$)	Subscription period	Initial issued amount (HK\$)	Listing date
01392	Mission Capital Holdings Ltd. Warrants 2016	0.100	2015/01/27 – 2016/01/26	88,567,010	2015/01/28
01493	Mascotte Holdings Ltd. Warrants 2017	0.100	2015/02/24 – 2017/02/23	537,864,104	2015/02/25
01436	China Jinhai International Group Ltd. Warrants 2016	0.100	2015/04/08 – 2016/04/09	59,868,518	2015/04/09
00964	Ju Teng International Holdings Ltd. Warrants 2016	4.600	2015/04/15 – 2016/10/14	662,188,400	2015/04/16
01437	Miramar Hotel & Investment Co. Ltd. Warrants 2018	13.500	2015/07/20 – 2018/01/19	1,558,524,375	2015/07/21
01535	Styland Holdings Ltd. Warrants 2016	0.100	2015/11/05 – 2016/11/04	85,712,528	2015/11/06
01425	International Standard Resources Holdings Ltd. Warrants 2016	0.091	2015/12/01 – 2016/11/30	103,615,845	2015/12/01

List of expired equity warrants, 2015

Code	Warrant	Last trading date	Delisted date
00481	Golden Meditech Holdings Ltd. Warrants 2015	2015/07/27	2015/07/31
01352	Styland Holdings Ltd. Warrants 2015	2015/08/13	2015/08/19
01403	HKC (Holdings) Ltd. Warrants 2015	2015/10/12	2015/10/16
01291	Cheuk Nang (Holdings) Ltd. Warrants 2015	2015/11/05	2015/11/11
01407	International Standard Resources Holdings Ltd. Warrant 2015	2015/11/23	2015/11/27

Market value and trading for equity warrants, 2011 – 2015

Year/Month	Number*	Market value* (HK\$ mil.)	Turnover value (HK\$ mil.)	(%) of market total
2011	13	602.75	923.93	0.01
2012	10	521.90	79.45	0.00
2013	8	356.40	80.84	0.00
2014	10	3,031.11	3,058.04	0.02
2015	12	1,836.69	3,936.11	0.02
2015	Jan	4,207.21	646.72	0.03
	Feb	3,599.23	302.50	0.02
	Mar	2,484.83	293.76	0.01
	Apr	4,559.90	666.63	0.02
	May	5,170.01	550.99	0.02
	Jun	4,383.11	509.60	0.02
	Jul	3,638.92	373.60	0.01
	Aug	2,364.10	230.29	0.01
	Sep	2,472.60	119.74	0.01
	Oct	2,576.39	117.04	0.01
	Nov	2,271.12	70.83	0.01
	Dec	1,836.69	54.41	0.00

* Month-end or year-end figures.

Newly listed derivative warrants

Code	Issuer	Name of issue	Issue prices (HK\$)	Strike level/ Subscription price (HK\$) per 10 units	Subscription/ exercise period	Unit issued on initial listing	Listing date
18809	Credit Suisse AG	Cheung Kong European Warrants Mar 2017 A	0.230	121.33 per 95 units	2017/03/31	150,000,000	2015/01/02
18808	Credit Suisse AG	Cheung Kong European Put Wts Jul 2015 A	0.440	116.600	2015/07/02	100,000,000	2015/01/02
18811	Credit Suisse AG	China Life European Warrants Nov 2015 A	0.250	34.280	2015/11/30	80,000,000	2015/01/02
18812	Credit Suisse AG	China Life European Put Wts Aug 2015 A	0.250	25.980	2015/08/31	80,000,000	2015/01/02
18800	Credit Suisse AG	HSI European Warrants Jul 2015 D	0.200	24,200 per 6,000 units	2015/07/30	128,000,000	2015/01/02
18801	Credit Suisse AG	HSI European Warrants Jul 2015 E	0.150	25,200 per 6,400 units	2015/07/30	128,000,000	2015/01/02
18802	Credit Suisse AG	HSI European Warrants Dec 2015 A	0.180	26,400 per 6,000 units	2015/12/30	128,000,000	2015/01/02
18799	Credit Suisse AG	HSI European Put Warrants Jun 2015 G	0.200	23,600 per 8,000 units	2015/06/29	128,000,000	2015/01/02
18798	Credit Suisse AG	HSI European Put Warrants Jul 2015 C	0.170	22,600 per 7,500 units	2015/07/30	128,000,000	2015/01/02
18807	Credit Suisse AG	MCC European Warrants Jul 2015 A	0.290	3.33 per unit	2015/07/02	60,000,000	2015/01/02
18786	Daiwa Capital Mkt	Agricultural Bank European Wts Aug 2015 A	0.250	4.18 per unit	2015/08/18	98,000,000	2015/01/02
18784	Daiwa Capital Mkt	Agricultural Bank Euro Put Wt Sep 2015 A	0.370	3.48 per unit	2015/09/01	68,000,000	2015/01/02
18789	Daiwa Capital Mkt	BOCL European Warrants Aug 2015 A	0.270	4.68 per unit	2015/08/03	108,000,000	2015/01/02
18788	Daiwa Capital Mkt	BOCL European Warrants Sep 2015 B	0.250	5.58 per unit	2015/09/18	108,000,000	2015/01/02
18791	Daiwa Capital Mkt	CCB European Warrants Aug 2015 C	0.550	6.58 per unit	2015/08/03	108,000,000	2015/01/02
18792	Daiwa Capital Mkt	CCB European Warrants Sep 2015 A	0.250	9.08 per unit	2015/09/15	108,000,000	2015/01/02
18790	Daiwa Capital Mkt	CCB European Put Warrants Aug 2015 B	0.350	5.18 per unit	2015/08/10	80,000,000	2015/01/02
18779	Daiwa Capital Mkt	China Life European Warrants Jul 2015 B	0.250	31.280	2015/07/15	108,000,000	2015/01/02
18780	Daiwa Capital Mkt	China Life European Warrants Sep 2015 B	0.250	34.880	2015/09/18	108,000,000	2015/01/02
18778	Daiwa Capital Mkt	China Life European Put Wts Sep 2015 A	0.260	25.080	2015/09/15	80,000,000	2015/01/02
18796	Daiwa Capital Mkt	ICBC European Warrants Jul 2015 A	0.250	6.58 per unit	2015/07/15	108,000,000	2015/01/02
18795	Daiwa Capital Mkt	ICBC European Warrants Aug 2015 A	0.400	5.88 per unit	2015/08/03	108,000,000	2015/01/02
18797	Daiwa Capital Mkt	ICBC European Warrants Sep 2015 B	0.250	7.48 per unit	2015/09/21	108,000,000	2015/01/02
18793	Daiwa Capital Mkt	ICBC European Put Warrants Sep 2015 A	0.380	4.68 per unit	2015/09/09	80,000,000	2015/01/02
18781	Daiwa Capital Mkt	Ping An European Warrants Jul 2015 B	0.400	98.880	2015/07/15	108,000,000	2015/01/02
18782	Daiwa Capital Mkt	Ping An European Warrants Sep 2015 A	0.640	88.880	2015/09/01	108,000,000	2015/01/02
18777	Daiwa Capital Mkt	Ping An European Put Warrants Jul 2015 A	0.630	70.000	2015/07/10	68,000,000	2015/01/02
18828	Goldman Sachs SP (Asia)	BankComm European Wts Jul 2015 A	0.451	8 per unit	2015/07/30	60,000,000	2015/01/02
18827	Goldman Sachs SP (Asia)	Ch Comm Cons Euro Wts Dec 2015 A	0.250	10.300	2015/12/30	60,000,000	2015/01/02
18829	Goldman Sachs SP (Asia)	CM Bank European Wts Jan 2016 A	0.250	20.880	2016/01/29	60,000,000	2015/01/02
18826	Goldman Sachs SP (Asia)	Fosun Intl European Wts Dec 2016 A	0.250	11.600	2016/12/30	60,000,000	2015/01/02
18824	Goldman Sachs SP (Asia)	Geely Auto European Wts Jul 2015 A	0.316	2.98 per unit	2015/07/30	50,000,000	2015/01/02
18823	Goldman Sachs SP (Asia)	KECL European Warrants Jul 2015 A	0.293	8.50 per unit	2015/07/03	60,000,000	2015/01/02
18825	Goldman Sachs SP (Asia)	SHK Ppt European Wts Jul 2015 A	0.349	130.000	2015/07/02	60,000,000	2015/01/02
18765	HK Bank	CC Bank European Warrants Jul 2015 D	0.350	6.60 per unit	2015/07/31	80,000,000	2015/01/02
18770	HK Bank	CM Bank European Warrants Dec 2015 A	0.250	19.880	2015/12/31	100,000,000	2015/01/02
18768	HK Bank	CSOP A50 ETF European Put Warrants Nov 2015 B	0.160	12.260	2015/11/26	180,000,000	2015/01/02
18771	HK Bank	GCL-Poly Energy European Warrants Sep 2015 A	0.250	2 per unit	2015/09/30	50,000,000	2015/01/02
18773	HK Bank	Greatwall Motor European Warrants Sep 2015 A	0.300	47.880	2015/09/30	50,000,000	2015/01/02
18769	HK Bank	ICBC European Warrants Aug 2015 B	0.250	6.38 per unit	2015/08/31	80,000,000	2015/01/02
18764	HK Bank	Li & Fung European Warrants Sep 2015 A	0.250	8.18 per unit	2015/09/30	50,000,000	2015/01/02
18821	J P Morgan SP BV	Minsheng Bank European Wts Oct 2015 A	0.150	9.838 per 8 units	2015/10/02	200,000,000	2015/01/02
18822	J P Morgan SP BV	Galaxy Ent European Put Wts Jul 2015 C	0.254	36.880	2015/07/03	100,000,000	2015/01/02

Newly listed derivative warrants (continued)

Code	Issuer	Name of issue	Issue prices (HK\$)	Strike level/ Subscription price (HK\$) per 10 units	Subscription/ exercise period	Unit issued on initial listing	Listing date
18820	J P Morgan SP BV	Sands China European Put Wts Jul 2015 C	0.293	33.880	2015/07/03	100,000,000	2015/01/02
18806	Macquarie Bank Ltd.	China EB Ltd Euro Warrants Aug 2015 B	0.250	22.500	2015/08/04	40,000,000	2015/01/02
18810	Macquarie Bank Ltd.	CNOOC European Warrants Jul 2017 A	0.250	10.880	2017/07/04	40,000,000	2015/01/02
18805	Macquarie Bank Ltd.	JNCEC European Warrants Nov 2015 A	0.556	3.58 per unit	2015/11/17	18,000,000	2015/01/02
18804	Macquarie Bank Ltd.	New World Dev European Wts Jul 2015 A	0.250	10.80 per unit	2015/07/03	40,000,000	2015/01/02
18776	Standard Chartered Bank	Minsheng Bank Euro Wts Aug 2015 A	0.450	11.88 per unit	2015/08/05	40,000,000	2015/01/02
18774	Standard Chartered Bank	Sands China Eu Put Wts Jul 2015 B	0.300	33.880	2015/07/06	100,000,000	2015/01/02
18815	SGA Societe Generale Acceptance N.V.	CAM CSI300 Eu Wt Jul15A	0.290	47.880	2015/07/06	75,000,000	2015/01/02
18813	SGA Societe Generale Acceptance N.V.	CLife Eu Wt Jun 2016 B	0.250	38.500	2016/06/01	150,000,000	2015/01/02
18814	SGA Societe Generale Acceptance N.V.	CTel Eu Wt Jul 2015 A	0.325	5.28 per unit	2015/07/06	35,000,000	2015/01/02
18816	SGA Societe Generale Acceptance N.V.	HSI Eur Wt Apr 2015 D	0.170	23,600 per 6,500 units	2015/04/29	150,000,000	2015/01/02
18817	SGA Societe Generale Acceptance N.V.	HSI Eur Wt Jul 2015 C	0.150	24,600 per 7,200 units	2015/07/30	150,000,000	2015/01/02
18818	UBS AG	China Life European Warrants Sep 2015 C	0.250	35.880	2015/09/21	100,000,000	2015/01/02
18819	UBS AG	HSCEI European Warrants Sep 2015 B	0.160	13,000 per 4,000 units	2015/09/29	100,000,000	2015/01/02
18830	Goldman Sachs SP (Asia)	CRCC European Warrants Jun 2016 A	0.252	11.280	2016/06/30	80,000,000	2015/01/05
18831	Goldman Sachs SP (Asia)	HSCEI European Warrants Jun 2015 A	0.150	12,568 per 4,000 units	2015/06/29	150,000,000	2015/01/05
18837	J P Morgan SP BV	BOCL European Warrants Aug 2015 A	0.252	4.58 per unit	2015/08/04	100,000,000	2015/01/05
18834	J P Morgan SP BV	Ch Comm Cons European Warrants Dec 2015 A	0.250	9.880	2015/12/02	100,000,000	2015/01/05
18835	J P Morgan SP BV	HSCEI European Wts Sep 2015 A	0.151	13,000 per 4,000 units	2015/09/29	300,000,000	2015/01/05
18836	J P Morgan SP BV	ICBC European Warrants Sep 2015 A	0.296	6 per unit	2015/09/01	100,000,000	2015/01/05
18833	SGA Societe Generale Acceptance N.V.	A50 Ch Eu Put Wt Apr16B	0.190	11.380	2016/04/06	400,000,000	2015/01/05
18880	Credit Suisse AG	AIA European Warrants Jun 2015 C	0.150	50.000	2015/06/29	80,000,000	2015/01/06
18884	Credit Suisse AG	BOCL European Warrants Jul 2015 A	0.250	5.28 per unit	2015/07/30	80,000,000	2015/01/06
18883	Credit Suisse AG	CC Bank European Warrants Jul 2015 A	0.250	8.30 per unit	2015/07/30	80,000,000	2015/01/06
18886	Credit Suisse AG	Ch Comm Cons European Warrants Mar 2016 A	0.250	11.380	2016/03/31	120,000,000	2015/01/06
18887	Credit Suisse AG	China Life European Warrants Jul 2015 B	0.250	36.660	2015/07/06	80,000,000	2015/01/06
18885	Credit Suisse AG	Minsheng Bank European Wts Jul 2016 A	0.250	10.080	2016/07/04	150,000,000	2015/01/06
18889	Credit Suisse AG	CSOP A50 ETF European Warrants Apr 2016 B	0.250	16.500	2016/04/29	150,000,000	2015/01/06
18890	Credit Suisse AG	A50 China European Warrants Dec 2015 B	0.250	13.400	2015/12/31	150,000,000	2015/01/06
18891	Credit Suisse AG	A50 China European Warrants Jun 2016 A	0.250	16.160	2016/06/30	150,000,000	2015/01/06
18882	Credit Suisse AG	ICBC European Warrants Jul 2015 C	0.250	7.20 per unit	2015/07/06	80,000,000	2015/01/06
18888	Credit Suisse AG	Ping An European Warrants Jul 2015 B	0.460	99.990	2015/07/06	80,000,000	2015/01/06
18881	Credit Suisse AG	Tencent Holdings European Wts Dec 2015 D	0.180	108 per 100 units	2015/12/28	150,000,000	2015/01/06
18896	Goldman Sachs SP (Asia)	Agri Bk European Wts Dec 2015 B	0.250	4.58 per unit	2015/12/30	80,000,000	2015/01/06
18894	Goldman Sachs SP (Asia)	China Life Euro Wts Sep 2015 B	0.263	34.280	2015/09/30	80,000,000	2015/01/06
18893	Goldman Sachs SP (Asia)	CSOP A50 ETF Euro Wts Jul 2016 A	0.252	15.000	2016/07/29	120,000,000	2015/01/06
18897	Goldman Sachs SP (Asia)	China Taiping European Wts Sep 15B	0.302	25.000	2015/09/30	60,000,000	2015/01/06
18892	Goldman Sachs SP (Asia)	A50 China European Wts Oct 2016 A	0.250	14.380	2016/10/28	120,000,000	2015/01/06
18844	Goldman Sachs SP (Asia)	HSI European Warrants Jul 2015 C	0.150	25,288 per 6,400 units	2015/07/30	150,000,000	2015/01/06
18895	Goldman Sachs SP (Asia)	NCI European Warrants Jul 2015 A	0.331	45.000	2015/07/30	80,000,000	2015/01/06
18858	J P Morgan SP BV	China Life European Warrants Oct 2015 C	0.151	36.600	2015/10/05	100,000,000	2015/01/06
18860	J P Morgan SP BV	China Life European Put Wts Aug 2015 A	0.250	27.880	2015/08/04	100,000,000	2015/01/06
18853	J P Morgan SP BV	CM Bank European Warrants Dec 2015 A	0.251	22.280	2015/12/02	100,000,000	2015/01/06

Newly listed derivative warrants (continued)

Code	Issuer	Name of issue	Issue prices (HK\$)	Strike level/ Subscription price (HK\$) per 10 units	Subscription/ exercise period	Unit issued on initial listing	Listing date
18854	J P Morgan SP BV	Minsheng Bank European Wts Aug 2015 B	0.358	12.88 per unit	2015/08/04	100,000,000	2015/01/06
18857	J P Morgan SP BV	CSOP A50 ETF European Warrants Aug 2015 A	0.590	15.88 per unit	2015/08/04	100,000,000	2015/01/06
18861	J P Morgan SP BV	CSOP A50 ETF Euro Put Wts Dec 2015 B	0.154	12.280	2015/12/01	200,000,000	2015/01/06
18855	J P Morgan SP BV	A50 China European Warrants Aug 2015 A	0.476	15.28 per unit	2015/08/04	100,000,000	2015/01/06
18859	J P Morgan SP BV	Ping An European Put Warrants Aug 2015 A	0.497	70.280	2015/08/04	100,000,000	2015/01/06
18850	Macquarie Bank Ltd.	China Life European Wts Oct 2015 B	0.250	36.000	2015/10/05	40,000,000	2015/01/06
18847	Macquarie Bank Ltd.	CPIC European Warrants Sep 2015 A	0.359	46.880	2015/09/02	30,000,000	2015/01/06
18848	Macquarie Bank Ltd.	China Taiping European Wts Jul 2015 A	0.250	26.380	2015/07/06	40,000,000	2015/01/06
18845	Macquarie Bank Ltd.	NCI European Warrants Oct 2015 A	0.330	52.000	2015/10/05	33,000,000	2015/01/06
18846	Macquarie Bank Ltd.	PICC Group European Wts Oct 2015 A	0.329	4.50 per unit	2015/10/05	33,000,000	2015/01/06
18849	Macquarie Bank Ltd.	Ping An European Warrants Oct 2015 A	0.498	92.500	2015/10/05	30,000,000	2015/01/06
18865	Standard Chartered Bank	China Life European Wts Aug 2015 B	0.250	36.000	2015/08/31	100,000,000	2015/01/06
18842	Standard Chartered Bank	China Life Euro Put Wts Aug 2015 A	0.400	28.880	2015/08/03	100,000,000	2015/01/06
18843	Standard Chartered Bank	CSOP A50 ETF Eu Put Wts Dec 2015 B	0.250	12.800	2015/12/02	100,000,000	2015/01/06
18879	Standard Chartered Bank	HSCEI European Warrants Dec 2015 A	0.250	14,000 per 4,000 units	2015/12/30	100,000,000	2015/01/06
18863	Standard Chartered Bank	HSCEI European Put Wts Jul 2015 C	0.250	11,800 per 4,000 units	2015/07/30	100,000,000	2015/01/06
18878	Standard Chartered Bank	HSI European Warrants Jun 2015 E	0.150	24,400 per 6,800 units	2015/06/29	100,000,000	2015/01/06
18869	SGA Societe Generale Acceptance N.V.	BOCom Eu Wt Sep 2015A	0.500	8.48 per unit	2015/09/02	20,000,000	2015/01/06
18866	SGA Societe Generale Acceptance N.V.	CCCCL Eu Wt Jun 2016 A	0.270	10.880	2016/06/01	150,000,000	2015/01/06
18870	SGA Societe Generale Acceptance N.V.	CLife Eu Put Wt Oct15D	0.250	26.280	2015/10/05	150,000,000	2015/01/06
18871	SGA Societe Generale Acceptance NV	Minsheng Bk Eu Wt Dec 17A	0.250	10.880	2017/12/04	150,000,000	2015/01/06
18867	SGA Societe Generale Acceptance NV	CSOP A50 ETF Eu Wt Nov16A	0.220	15.000	2016/11/02	300,000,000	2015/01/06
18868	SGA Societe Generale Acceptance N.V.	A50 Ch Eu Wt Dec 16 A	0.230	14.000	2016/12/05	300,000,000	2015/01/06
18873	SGA Societe Generale Acceptance N.V.	Ping An Eu Wt Jul 15 B	0.455	96.880	2015/07/06	80,000,000	2015/01/06
18877	SGA Societe Generale Acceptance N.V.	Ping An Eu Put Wt Jul 5C	0.600	70.880	2015/07/06	60,000,000	2015/01/06
18851	UBS AG	Agricultural Bank European Warrants Jul 2015 C	0.200	4.49 per unit	2015/07/20	50,000,000	2015/01/06
18852	UBS AG	China Life European Warrants Aug 2015 A	0.250	38.880	2015/08/17	100,000,000	2015/01/06
18840	UBS AG	China Life European Put Warrants Jul 2015 A	0.300	26.880	2015/07/09	100,000,000	2015/01/06
18838	UBS AG	HSCEI European Put Warrants Jul 2015 A	0.250	11,600 per 4,800 units	2015/07/30	100,000,000	2015/01/06
18839	UBS AG	Ping An European Put Warrants Jun 2015 D	0.490	66.830	2015/06/04	100,000,000	2015/01/06
18902	Credit Suisse AG	China Life European Warrants Jul 2015 C	0.250	38.180	2015/07/31	80,000,000	2015/01/07
18903	Credit Suisse AG	CM Bank European Warrants Dec 2015 A	0.250	22.680	2015/12/31	80,000,000	2015/01/07
18909	Daiwa Capital Mkt	China Life European Warrants Sep 2015 C	0.180	36.650	2015/09/24	108,000,000	2015/01/07
18901	HK Bank	China Life European Warrants Jul 2015 C	0.250	34.080	2015/07/31	80,000,000	2015/01/07
18898	HK Bank	CSOP A50 ETF European Warrants Mar 2016 C	0.250	14.280	2016/03/31	200,000,000	2015/01/07
18899	HK Bank	CSOP A50 ETF European Warrants Oct 2016 A	0.250	15.480	2016/10/31	200,000,000	2015/01/07
18900	HK Bank	A50 China European Warrants May 2016 A	0.250	14.180	2016/05/31	250,000,000	2015/01/07
18908	Standard Chartered Bank	China Mobile Eur Put Wt Jul 2015 A	0.350	85.000	2015/07/13	60,000,000	2015/01/07
18916	Standard Chartered Bank	ICBC European Warrants Sep 2015 C	0.250	7 per unit	2015/09/30	100,000,000	2015/01/07
18910	Standard Chartered Bank	NewWorld Dev European Wts Oct 15 A	0.250	10.50 per unit	2015/10/05	40,000,000	2015/01/07
18906	Standard Chartered Bank	Ping An European Wts Jul 2015 B	0.250	100.000	2015/07/06	80,000,000	2015/01/07
18907	Standard Chartered Bank	Ping An Euro Put Wts Jul 2015 C	0.450	71.880	2015/07/06	80,000,000	2015/01/07
18917	SGA Societe Generale Acceptance N.V.	CHALCO Eu Wt Sep2015A	0.385	4.20 per unit	2015/09/02	30,000,000	2015/01/07

Newly listed derivative warrants (continued)

Code	Issuer	Name of issue	Issue prices (HK\$)	Strike level/ Subscription price (HK\$) per 10 units	Subscription/ exercise period	Unit issued on initial listing	Listing date
18919	SGA Societe Generale Acceptance N.V.	CCoal Eu Wt Jul 2015 A	0.335	5.60 per unit	2015/07/06	30,000,000	2015/01/07
18918	SGA Societe Generale Acceptance N.V.	Ch Cinda Eu Wt Jul15B	0.280	4.50 per unit	2015/07/06	40,000,000	2015/01/07
18921	SGA Societe Generale Acceptance N.V.	CMB Eu Wts Nov 2015 A	0.250	20.000	2015/11/04	100,000,000	2015/01/07
18905	SGA Societe Generale Acceptance N.V.	CRail Eu Wt Nov 2017A	0.250	6.000	2017/11/01	150,000,000	2015/01/07
18904	SGA Societe Generale Acceptance N.V.	CRCC Eu Wt Jan 2016 A	0.250	10.680	2016/01/06	150,000,000	2015/01/07
18922	SGA Societe Generale Acceptance NV	Chi Res Land Eu Wt Jan16A	0.250	24.000	2016/01/06	70,000,000	2015/01/07
18923	SGA Societe Generale Acceptance N.V.	Shenhua Eu Wt Oct2015A	0.230	23.880	2015/10/05	100,000,000	2015/01/07
18911	SGA Societe Generale Acceptance N.V.	Greatwall Eu Wt Aug15A	0.310	52.000	2015/08/05	35,000,000	2015/01/07
18912	SGA Societe Generale Acceptance N.V.	HWL Eur Wt Jul 2015 A	0.345	97.880	2015/07/06	50,000,000	2015/01/07
18913	SGA Societe Generale Acceptance N.V.	Kingsoft Eu Wt Aug15A	0.185	16.020	2015/08/05	80,000,000	2015/01/07
18924	SGA Societe Generale Acceptance N.V.	Ch Vanke Eu Wts Sep 15A	0.250	19.500	2015/09/02	100,000,000	2015/01/07
18925	SGA Societe Generale Acceptance NV	Yanzhou Coal Eu Wt Sep15A	0.500	7.98 per unit	2015/09/02	20,000,000	2015/01/07
18914	SGA Societe Generale Acceptance N.V.	ZTE Eu Wt Oct 2015 A	0.250	16.500	2015/10/05	80,000,000	2015/01/07
18915	UBS AG	Greatwall Motor European Warrants Jul 2015 A	0.280	50.880	2015/07/13	40,000,000	2015/01/07
18933	Goldman Sachs SP (Asia)	Anhui Conch Euro Wts Sep 2015 A	0.250	32.880	2015/09/30	60,000,000	2015/01/08
18931	Goldman Sachs SP (Asia)	BOCL European Warrants Aug 2015 A	0.234	4.98 per unit	2015/08/31	80,000,000	2015/01/08
18930	Goldman Sachs SP (Asia)	CITIC Sec European Wts Dec 2015 A	0.509	37.000	2015/12/31	60,000,000	2015/01/08
18932	Goldman Sachs SP (Asia)	HSBC European Warrants Jun 2015 C	0.181	80.000	2015/06/30	80,000,000	2015/01/08
18929	Goldman Sachs SP (Asia)	Haitong Sec Euro Wts Dec 2015 B	0.347	24.880	2015/12/31	60,000,000	2015/01/08
18938	J P Morgan SP BV	BOCL European Warrants Sep 2015 A	0.250	5.28 per unit	2015/09/02	100,000,000	2015/01/08
18935	J P Morgan SP BV	CC Bank European Wts Oct 2015 A	0.250	7.88 per unit	2015/10/05	100,000,000	2015/01/08
18939	J P Morgan SP BV	A50 China European Put Wts Dec 2015 B	0.251	13.000	2015/12/31	200,000,000	2015/01/08
18936	J P Morgan SP BV	ICBC European Warrants Aug 2015 A	0.252	6.98 per unit	2015/08/03	100,000,000	2015/01/08
18934	Macquarie Bank Ltd.	CSR Times European Warrants Dec 2017 A	0.250	48 per 100 units	2017/12/04	50,000,000	2015/01/08
18928	Macquarie Bank Ltd.	GCL-Poly Energy European Wts Sep 2015 A	0.340	1.80 per unit	2015/09/02	33,000,000	2015/01/08
18927	SGA Societe Generale Acceptance N.V	Anhui Conch Eu Wt Aug15A	0.260	30.880	2015/08/05	50,000,000	2015/01/08
18951	Daiwa Capital Mkt	CSOP A50 ETF European Wts Aug 2015 A	0.250	14.380	2015/08/10	128,000,000	2015/01/09
18952	Daiwa Capital Mkt	CSOP A50 ETF European Wts Sep 2015 A	0.250	15.680	2015/09/30	128,000,000	2015/01/09
18953	Daiwa Capital Mkt	A50 China European Warrants Sep 2015 A	0.250	13.980	2015/09/15	128,000,000	2015/01/09
18960	Goldman Sachs SP (Asia)	CC Bank European Wts Jul 2015 A	0.250	7.98 per unit	2015/07/31	80,000,000	2015/01/09
18957	Goldman Sachs SP (Asia)	China Life Euro Wts Aug 2015 A	0.251	37.800	2015/08/28	80,000,000	2015/01/09
18954	Goldman Sachs SP (Asia)	Ch Overseas European Wts Sep 2015 A	0.251	28.000	2015/09/30	60,000,000	2015/01/09
18975	Goldman Sachs SP (Asia)	CSOP A50 ETF Euro Wts Jun 2016 A	0.254	16.500	2016/06/30	100,000,000	2015/01/09
18976	Goldman Sachs SP (Asia)	A50 China European Wts Aug 2016 A	0.250	15.280	2016/08/08	100,000,000	2015/01/09
18958	Goldman Sachs SP (Asia)	Ping An European Wts Jul 2015 B	0.484	99.880	2015/07/09	80,000,000	2015/01/09
18959	Goldman Sachs SP (Asia)	Ping An Euro Put Wts Jul 2015 C	0.518	72.800	2015/07/09	60,000,000	2015/01/09
18955	Goldman Sachs SP (Asia)	Poly HK Inv Euro Wts Oct 2015 A	0.441	4.58 per unit	2015/10/30	80,000,000	2015/01/09
18956	Goldman Sachs SP (Asia)	Shimao Ppt European Wts Oct 2015 A	0.250	22.000	2015/10/30	60,000,000	2015/01/09
18962	J P Morgan SP BV	BankComm European Warrants Oct 2015 A	0.269	8.88 per unit	2015/10/05	80,000,000	2015/01/09
18970	J P Morgan SP BV	Ch Comm Cons European Warrants Oct 2016 A	0.254	12.880	2016/10/03	100,000,000	2015/01/09
18963	J P Morgan SP BV	CSOP A50 ETF European Warrants Sep 2015 A	0.697	17.28 per unit	2015/09/02	100,000,000	2015/01/09
18969	J P Morgan SP BV	CSR Times European Warrants Dec 2016 A	0.250	60 per 100 units	2016/12/01	200,000,000	2015/01/09
18964	J P Morgan SP BV	A50 China European Warrants Sep 2015 A	0.591	16.28 per unit	2015/09/02	100,000,000	2015/01/09

Newly listed derivative warrants (continued)

Code	Issuer	Name of issue	Issue prices (HK\$)	Strike level/ Subscription price (HK\$) per 10 units	Subscription/ exercise period	Unit issued on initial listing	Listing date
18965	J P Morgan SP BV	Huaneng Power European Wts Aug 2015 A	0.321	14.28 per unit	2015/08/04	60,000,000	2015/01/09
18967	J P Morgan SP BV	New World Dev European Wts Aug 2015 A	0.390	9.88 per unit	2015/08/04	40,000,000	2015/01/09
18974	J P Morgan SP BV	PICC European Warrants Aug 2016 A	0.252	18.880	2016/08/02	150,000,000	2015/01/09
18973	J P Morgan SP BV	Ping An European Warrants Oct 2015 A	0.546	95.880	2015/10/05	150,000,000	2015/01/09
18971	J P Morgan SP BV	China Vanke European Warrants Aug 2015 A	0.252	22.020	2015/08/04	100,000,000	2015/01/09
18941	Standard Chartered Bank	CC Bank European Wts Sep 2015 B	0.250	7.77 per unit	2015/09/15	100,000,000	2015/01/09
18940	Standard Chartered Bank	CGS European Warrants Dec 2015 A	0.250	12.480	2015/12/31	80,000,000	2015/01/09
18961	Standard Chartered Bank	Ch Overseas Eur Put Wts Aug 2015 A	0.250	23.880	2015/08/05	100,000,000	2015/01/09
18949	Standard Chartered Bank	CSOP A50 ETF Euro Wts Oct 2015 A	1.410	16 per unit	2015/10/08	30,000,000	2015/01/09
18948	Standard Chartered Bank	CSOP A50 ETF Euro Wts Mar 2016 B	0.250	15.000	2016/03/31	100,000,000	2015/01/09
18950	Standard Chartered Bank	A50 China Euro Warrants Jun 2015 C	0.710	16 per unit	2015/06/26	40,000,000	2015/01/09
18945	UBS AG	CC Bank European Warrants Aug 2015 B	0.250	8.38 per unit	2015/08/10	100,000,000	2015/01/09
18943	UBS AG	CSOP A50 ETF European Warrants May 2016 B	0.250	17.880	2016/05/30	300,000,000	2015/01/09
18942	UBS AG	A50 China European Warrants Feb 2017 A	0.255	18.380	2017/02/13	300,000,000	2015/01/09
18944	UBS AG	Ping An European Warrants Jul 2015 C	0.760	90.880	2015/07/20	100,000,000	2015/01/09
18946	UBS AG	China Vanke European Warrants Nov 2015 A	0.250	24.680	2015/11/09	100,000,000	2015/01/09
15801#	Standard Chartered Bank	CITIC European Warrants Jul 2015 A	0.116	14.000	2015/07/03	100,000,000	2015/01/09
18980	BOCI Asia Ltd.	Agricultural Bk European Wts Nov 2015 A	0.280	4.50 per unit	2015/11/16	100,000,000	2015/01/12
18977	BOCI Asia Ltd.	CM Bank European Warrants Dec 2015 A	0.250	23.680	2015/12/28	100,000,000	2015/01/12
18979	BOCI Asia Ltd.	Minsheng Bank European Warrants Jul 2016 A	0.250	10.980	2016/07/25	100,000,000	2015/01/12
18982	BOCI Asia Ltd.	Ch Overseas European Warrants Oct 2015 A	0.250	28.000	2015/10/19	100,000,000	2015/01/12
18981	BOCI Asia Ltd.	China Vanke European Warrants Nov 2015 A	0.300	22.880	2015/11/09	100,000,000	2015/01/12
10332	BNP Paribas Arbit Issu B.V.	AUD/USD European Wts Dec 2015 A	0.250	0.83 per 1 units	2015/12/18	50,000,000	2015/01/12
10333	BNP Paribas Arbit Issu B.V.	AUD/USD Euro Put Wts Dec 2015 B	0.250	0.73 per 1 units	2015/12/18	50,000,000	2015/01/12
10328	BNP Paribas Arbit Issu B.V.	EUR/USD Euro Wts Dec 2015 A	0.250	1.27 per 1 units	2015/12/18	50,000,000	2015/01/12
10329	BNP Paribas Arbit Issu B.V.	EUR/USD Euro Put Wt Dec 2015 B	0.250	1.10 per 1 units	2015/12/18	50,000,000	2015/01/12
10327	BNP Paribas Arbit Issu B.V.	Oil Futures Euro Wt Nov 2015 D	0.250	65 per 300 units	2015/11/18	50,000,000	2015/01/12
10330	BNP Paribas Arbit Issu B.V.	USD/YEN Euro Wts Dec 2015 A	0.250	132 per 1 units	2015/12/18	50,000,000	2015/01/12
10331	BNP Paribas Arbit Issu B.V.	USD/YEN Eur Put Wts Dec 2015 B	0.250	110 per 1 units	2015/12/18	50,000,000	2015/01/12
18994	HK Bank	CAM CSI300 European Warrants Sep 2015 B	0.300	48.880	2015/09/30	80,000,000	2015/01/12
18992	HK Bank	BOCL European Warrants Jul 2015 D	0.280	4.48 per unit	2015/07/31	80,000,000	2015/01/12
18993	HK Bank	CITIC Bank European Warrants Aug 2015 A	0.280	7.08 per unit	2015/08/31	60,000,000	2015/01/12
18988	HK Bank	CPIC European Warrants Sep 2015 A	0.300	45.880	2015/09/30	60,000,000	2015/01/12
18989	HK Bank	A50 China European Put Warrants Mar 2016 C	0.150	11.310	2016/03/21	150,000,000	2015/01/12
18990	HK Bank	Ping An European Warrants Jul 2015 A	0.500	93.880	2015/07/31	80,000,000	2015/01/12
19017	J P Morgan SP BV	Anhui Conch European Warrants Oct 2015 A	0.250	34.880	2015/10/05	100,000,000	2015/01/12
19024	J P Morgan SP BV	China Coal European Warrants Aug 2015 A	0.311	5.88 per unit	2015/08/04	60,000,000	2015/01/12
19030	J P Morgan SP BV	Ch Overseas European Warrants Nov 2015 A	0.254	28.880	2015/11/03	100,000,000	2015/01/12
19026	J P Morgan SP BV	CSOP A50 ETF European Warrants Sep 2016 A	0.251	18.880	2016/09/02	300,000,000	2015/01/12
19023	J P Morgan SP BV	Chsouthcity European Warrants Aug 2015 A	0.347	4.68 per unit	2015/08/04	60,000,000	2015/01/12
19018	J P Morgan SP BV	China Taiping European Wts Aug 2015 A	0.251	25.880	2015/08/04	100,000,000	2015/01/12
19020	J P Morgan SP BV	Datang European Wts Aug 2015 A	0.326	4.98 per unit	2015/08/04	50,000,000	2015/01/12
19029	J P Morgan SP BV	Evergrande European Warrants Aug 2015 A	0.255	4.08 per unit	2015/08/04	60,000,000	2015/01/12

Newly listed derivative warrants (continued)

Code	Issuer	Name of issue	Issue prices (HK\$)	Strike level/ Subscription price (HK\$) per 10 units	Subscription/ exercise period	Unit issued on initial listing	Listing date
19025	J P Morgan SP BV	A50 China European Warrants Dec 2016 A	0.250	18.500	2016/12/30	300,000,000	2015/01/12
19021	J P Morgan SP BV	NCI European Warrants Sep 2015 A	0.252	48.880	2015/09/02	100,000,000	2015/01/12
19022	J P Morgan SP BV	PICC Group European Warrants Aug 2015 A	0.251	4.58 per unit	2015/08/04	100,000,000	2015/01/12
19009	Macquarie Bank Ltd.	CHALCO European Warrants Oct 2015 A	0.286	5 per unit	2015/10/05	35,000,000	2015/01/12
18985	Macquarie Bank Ltd.	Ch Comm Cons European Wts Jul 2016 A	0.250	14.000	2016/07/05	40,000,000	2015/01/12
19008	Macquarie Bank Ltd.	Ch Molybdenum European Wts Oct 2015 A	0.425	7 per unit	2015/10/05	25,000,000	2015/01/12
19033	Macquarie Bank Ltd.	China Railway European Wts Dec 2017 A	0.250	7.500	2017/12/04	40,000,000	2015/01/12
19032	Macquarie Bank Ltd.	CRCC European Warrants Oct 2016 A	0.250	14.500	2016/10/04	40,000,000	2015/01/12
18984	Macquarie Bank Ltd.	CSOP A50 ETF European Wts Jul 2016 A	0.250	17.000	2016/07/05	40,000,000	2015/01/12
19007	Macquarie Bank Ltd.	A50 China European Warrants Apr 2016 A	0.250	14.800	2016/04/05	40,000,000	2015/01/12
18983	Macquarie Bank Ltd.	A50 China European Warrants Jul 2016 A	0.250	15.250	2016/07/05	40,000,000	2015/01/12
19012	Standard Chartered Bank	Ch Comm Cons Eur Wts Dec 2015 A	0.250	10.800	2015/12/30	150,000,000	2015/01/12
19004	Standard Chartered Bank	China Coal European Wts Nov 2015 A	0.250	8 per unit	2015/11/26	70,000,000	2015/01/12
19006	Standard Chartered Bank	China Coal European Put Wt Jul 17A	0.250	6.000	2017/07/04	100,000,000	2015/01/12
18986	Standard Chartered Bank	China Life European Wts Nov 2015 A	0.250	38.880	2015/11/02	100,000,000	2015/01/12
19010	Standard Chartered Bank	CLP European Warrants Jul 2015 A	0.250	70.800	2015/07/30	40,000,000	2015/01/12
19005	Standard Chartered Bank	China Shenhua Euro Wts Nov 2015 A	0.250	28.880	2015/11/11	100,000,000	2015/01/12
19031	Standard Chartered Bank	China Shenhua Eu Put Wt Nov 2015 B	0.250	20.880	2015/11/11	100,000,000	2015/01/12
18987	Standard Chartered Bank	Galaxy Ent European Wts Jul 2015 B	0.385	46.880	2015/07/02	80,000,000	2015/01/12
19011	Standard Chartered Bank	KECL European Warrants Aug 2017 A	0.160	7.880	2017/08/24	100,000,000	2015/01/12
19013	Standard Chartered Bank	YZ Coal European Wts Sep 2015 A	0.380	8.50 per unit	2015/09/30	40,000,000	2015/01/12
19003	SGA Societe Generale Acceptance N.V.	CCB Eur Wt Aug 2015 C	0.305	7.88 per unit	2015/08/05	80,000,000	2015/01/12
18995	SGA Societe Generale Acceptance N.V.	CLife Eu Wt Sep 2015 B	0.250	36.000	2015/09/02	150,000,000	2015/01/12
18996	SGA Societe Generale Acceptance N.V.	COVS Eu Wts Oct 2015 A	0.250	30.000	2015/10/05	60,000,000	2015/01/12
18997	SGA Societe Generale Acceptance NV	CSOP A50 ETF Eu Wt Aug15B	0.910	18.50 per unit	2015/08/05	70,000,000	2015/01/12
19001	SGA Societe Generale Acceptance N.V.	A50 Ch Eu Wt Aug 2015B	0.770	18 per unit	2015/08/05	70,000,000	2015/01/12
18999	SGA Societe Generale Acceptance N.V.	HSI Eur Wt Jun 2015 F	0.160	24,300 per 8,000 units	2015/06/29	150,000,000	2015/01/12
18998	SGA Societe Generale Acceptance N.V.	HSI Eur Wt Dec 2015 A	0.250	23,400 per 8,000 units	2015/12/30	150,000,000	2015/01/12
19000	SGA Societe Generale Acceptance N.V.	HSI Eu Put Wt Aug 15 B	0.250	23,600 per 7,000 units	2015/08/28	150,000,000	2015/01/12
19002	SGA Societe Generale Acceptance N.V.	Ping An Eu Wt Aug 15 C	0.590	105.000	2015/08/05	80,000,000	2015/01/12
19014	UBS AG	China Overseas European Warrants Sep 2015 A	0.250	33.880	2015/09/25	50,000,000	2015/01/12
19016	UBS AG	HSCEI European Warrants Sep 2015 C	0.250	13,800 per 3,800 units	2015/09/29	100,000,000	2015/01/12
19015	UBS AG	HSI European Put Warrants Sep 2015 B	0.290	24,000 per 7,000 units	2015/09/29	300,000,000	2015/01/12
19064	BNP Paribas Arbit Issu B.V.	Galaxy Ent Euro Wts Aug 2015 A	0.250	50.000	2015/08/04	100,000,000	2015/01/13
19068	BNP Paribas Arbit Issu B.V.	Ping An European Wt Aug 2017 A	0.250	78 per 100 units	2017/08/02	100,000,000	2015/01/13
19067	BNP Paribas Arbit Issu B.V.	Sands China Euro Wt Oct 2015 A	0.250	43.000	2015/10/05	100,000,000	2015/01/13
19065	BNP Paribas Arbit Issu B.V.	Tencent Hldgs Eu Wt Mar 2016 A	0.150	130.88 per 100 units	2016/03/02	100,000,000	2015/01/13
19066	BNP Paribas Arbit Issu B.V.	Wynn Macau Euro Wts Oct 2015 A	0.160	24.500	2015/10/05	80,000,000	2015/01/13
19048	Credit Suisse AG	CSOP A50 ETF European Warrants Aug 2015 A	0.250	13.880	2015/08/31	150,000,000	2015/01/13
19049	Credit Suisse AG	CSOP A50 ETF European Warrants Oct 2015 A	0.250	15.880	2015/10/30	150,000,000	2015/01/13
19050	Credit Suisse AG	A50 China European Warrants Jul 2015 A	0.250	13.180	2015/07/31	150,000,000	2015/01/13
19051	Credit Suisse AG	A50 China European Warrants Sep 2015 A	0.250	14.180	2015/09/30	150,000,000	2015/01/13
19052	Credit Suisse AG	A50 China European Warrants Nov 2015 B	0.250	15.080	2015/11/30	150,000,000	2015/01/13

Newly listed derivative warrants (continued)

Code	Issuer	Name of issue	Issue prices (HK\$)	Strike level/ Subscription price (HK\$) per 10 units	Subscription/ exercise period	Unit issued on initial listing	Listing date
19046	Bank of East Asia	A50 China European Warrants Aug 2016 A	0.250	15.580	2016/08/29	100,000,000	2015/01/13
19047	Bank of East Asia	A50 China European Put Wts Dec 2016 A	0.225	11.880	2016/12/21	100,000,000	2015/01/13
19045	Bank of East Asia	Ping An European Warrants Dec 2016 A	0.250	73.88 per 100 units	2016/12/21	100,000,000	2015/01/13
19081	Goldman Sachs SP (Asia)	China Shenhua Euro Wts Sep 2015 A	0.250	26.380	2015/09/30	60,000,000	2015/01/13
19079	Goldman Sachs SP (Asia)	Galaxy Ent Euro Put Wts Jul 2015 A	0.311	34.880	2015/07/30	60,000,000	2015/01/13
19042	HK Bank	China Life European Warrants Aug 2015 B	0.250	33.880	2015/08/31	100,000,000	2015/01/13
19043	HK Bank	Minsheng Bank European Warrants Sep 2016 A	0.250	11.380	2016/09/30	180,000,000	2015/01/13
19044	HK Bank	China Overseas European Warrants Sep 2015 A	0.250	28.880	2015/09/30	80,000,000	2015/01/13
19039	HK Bank	HSI European Warrants Jun 2015 G	0.150	24,518 per 6,800 units	2015/06/29	180,000,000	2015/01/13
19041	HK Bank	Ping An European Warrants Sep 2017 A	0.250	85.99 per 100 units	2017/09/29	380,000,000	2015/01/13
19073	J P Morgan SP BV	AIA European Warrants Jul 2015 A	0.191	45.500	2015/07/03	100,000,000	2015/01/13
19077	J P Morgan SP BV	China Mob European Put Wts Jul 2015 A	0.273	80.000	2015/07/02	100,000,000	2015/01/13
19075	J P Morgan SP BV	Galaxy Ent European Warrants Aug 2015 A	0.400	42.880	2015/08/04	100,000,000	2015/01/13
19078	J P Morgan SP BV	Greatwall Motor European Wts Aug 2015 A	0.268	50.000	2015/08/03	100,000,000	2015/01/13
19034	J P Morgan SP BV	HSCEI European Wts Aug 2015 C	0.251	12,700 per 4,000 units	2015/08/28	250,000,000	2015/01/13
19076	J P Morgan SP BV	HSI European Put Warrants Jul 2015 E	0.251	23,000 per 8,000 units	2015/07/30	500,000,000	2015/01/13
19074	J P Morgan SP BV	Sands China European Warrants Aug 2015 A	0.279	38.000	2015/08/04	100,000,000	2015/01/13
19053	Macquarie Bank Ltd.	BOCHK European Warrants Apr 2016 A	0.150	30.380	2016/04/05	70,000,000	2015/01/13
19062	Macquarie Bank Ltd.	CGS European Warrants Dec 2015 B	0.271	12.500	2015/12/02	37,000,000	2015/01/13
19035	Macquarie Bank Ltd.	CNBM European Warrants Sep 2015 A	0.435	10.25 per unit	2015/09/02	23,000,000	2015/01/13
19063	Macquarie Bank Ltd.	Longfor PPT European Wts Oct 2015 A	0.683	15.50 per unit	2015/10/05	15,000,000	2015/01/13
19036	Macquarie Bank Ltd.	PetroChina European Wts Aug 2015 A	0.400	10.58 per unit	2015/08/04	25,000,000	2015/01/13
19069	Standard Chartered Bank	AIA European Warrants Jun 2015 C	0.170	45.900	2015/06/29	80,000,000	2015/01/13
19070	Standard Chartered Bank	CC Bank European Wts Jul 2015 A	0.250	8 per unit	2015/07/24	100,000,000	2015/01/13
19057	Standard Chartered Bank	China Overseas Euro Wt Aug 2015 B	0.250	29.000	2015/08/05	100,000,000	2015/01/13
19060	Standard Chartered Bank	Galaxy Ent European Wts Nov 2015 B	0.250	55.880	2015/11/05	100,000,000	2015/01/13
19054	Standard Chartered Bank	HSCEI European Warrants Sep 2015 B	0.250	13,600 per 3,800 units	2015/09/29	100,000,000	2015/01/13
19059	Standard Chartered Bank	HS H-SHARE European Wts Jul 2015 A	0.400	140.000	2015/07/30	80,000,000	2015/01/13
19061	Standard Chartered Bank	HSI European Put Wts Jun 2015 F	0.170	23,200 per 7,000 units	2015/06/29	100,000,000	2015/01/13
19058	Standard Chartered Bank	NCI European Warrants Oct 2015 A	0.250	53.880	2015/10/05	40,000,000	2015/01/13
19056	Standard Chartered Bank	Sands China Euro Wts Jul 2015 C	0.250	38.880	2015/07/31	100,000,000	2015/01/13
19055	Standard Chartered Bank	China Vanke European Wts Sep 2015A	0.250	22.800	2015/09/30	60,000,000	2015/01/13
19071	SGA Societe Generale Acceptance NV	CSOP A50 ETF Eu Wt May16A	0.190	16.500	2016/05/04	300,000,000	2015/01/13
19072	SGA Societe Generale Acceptance N.V	Tencent Eu Put Wt Sep16A	0.155	106.80 per 100 units	2016/09/05	500,000,000	2015/01/13
19086	UBS AG	CHALCO European Warrants Nov 2015 A	0.350	5.38 per unit	2015/11/30	40,000,000	2015/01/13
19084	UBS AG	CGS European Warrants Jul 2015 B	1.650	12.18 per unit	2015/07/13	30,000,000	2015/01/13
19082	UBS AG	Fosun Intl European Warrants Aug 2016 A	0.250	12.880	2016/08/08	50,000,000	2015/01/13
19083	UBS AG	Haitong Sec European Warrants Jul 2015 B	0.350	22.880	2015/07/20	70,000,000	2015/01/13
19090	BOCI Asia Ltd.	AIA European Warrants Sep 2015 A	0.290	45.000	2015/09/21	100,000,000	2015/01/14
19089	BOCI Asia Ltd.	BOCL European Warrants Dec 2015 A	0.350	5 per unit	2015/12/14	100,000,000	2015/01/14
19095	BOCI Asia Ltd.	CSOP A50 ETF European Warrants Apr 2016 A	0.250	17.000	2016/04/25	100,000,000	2015/01/14
19094	BOCI Asia Ltd.	A50 China European Warrants Jun 2016 A	0.250	16.500	2016/06/06	100,000,000	2015/01/14
19093	BOCI Asia Ltd.	Galaxy Ent European Warrants Aug 2015 A	0.370	45.000	2015/08/10	100,000,000	2015/01/14

Newly listed derivative warrants (continued)

Code	Issuer	Name of issue	Issue prices (HK\$)	Strike level/ Subscription price (HK\$) per 10 units	Subscription/ exercise period	Unit issued on initial listing	Listing date
19091	BOCI Asia Ltd.	Hutchison European Warrants Aug 2015 A	0.340	95.000	2015/08/03	100,000,000	2015/01/14
19092	BOCI Asia Ltd.	Sands China European Warrants Sep 2015 A	0.330	40.000	2015/09/07	100,000,000	2015/01/14
19087	Credit Suisse AG	HSBC European Wts Jun 2015 C	0.150	79.990	2015/06/30	80,000,000	2015/01/14
19088	Credit Suisse AG	HSBC European Wts Nov 2015 A	0.150	83.990	2015/11/30	80,000,000	2015/01/14
19096	Goldman Sachs SP (Asia)	BYD European Warrants Oct 2015 A	0.684	38.880	2015/10/30	20,000,000	2015/01/14
19099	Goldman Sachs SP (Asia)	Ch COSCO European Wts Nov 2015 A	0.579	4.88 per unit	2015/11/30	40,000,000	2015/01/14
19098	Goldman Sachs SP (Asia)	CPIC European Warrants Nov 2015 A	0.582	41.880	2015/11/30	40,000,000	2015/01/14
19115	Goldman Sachs SP (Asia)	CSOP A50 ETF Eu Put Wts Nov 2015 A	0.152	12.810	2015/11/27	80,000,000	2015/01/14
19097	Goldman Sachs SP (Asia)	Gome European Warrants Dec 2015 A	0.253	1.30 per unit	2015/12/30	40,000,000	2015/01/14
19114	Goldman Sachs SP (Asia)	HSBC European Warrants Sep 2015 A	0.378	69.880	2015/09/02	80,000,000	2015/01/14
19116	Goldman Sachs SP (Asia)	Ping An European Wts Jul 2015 D	0.758	92.000	2015/07/30	80,000,000	2015/01/14
19103	HK Bank	Galaxy Ent European Warrants Jul 2015 A	0.350	43.380	2015/07/31	80,000,000	2015/01/14
19105	HK Bank	Ping An European Warrants Jul 2015 B	0.610	89.880	2015/07/31	80,000,000	2015/01/14
19106	HK Bank	Ping An European Put Warrants Jul 2015 C	0.710	73.880	2015/07/31	50,000,000	2015/01/14
19104	HK Bank	Sands China European Warrants Jul 2015 A	0.250	39.380	2015/07/31	80,000,000	2015/01/14
19143	J P Morgan SP BV	Dongfeng Motor European Wts Nov 2016 A	0.253	12.500	2016/11/02	100,000,000	2015/01/14
19138	J P Morgan SP BV	HSBC European Warrants Jun 2015 B	0.153	75.600	2015/06/30	200,000,000	2015/01/14
19140	J P Morgan SP BV	HSBC European Put Warrants Aug 2015 A	0.254	64.880	2015/08/04	200,000,000	2015/01/14
19142	J P Morgan SP BV	Tencent European Warrants Jun 2015 B	0.204	140.10 per 20 units	2015/06/01	200,000,000	2015/01/14
19129	Macquarie Bank Ltd.	BOCL European Warrants Aug 2015 A	0.250	5.26 per unit	2015/08/04	40,000,000	2015/01/14
19132	Macquarie Bank Ltd.	BankComm European Warrants Aug 2015 A	0.250	9 per unit	2015/08/04	40,000,000	2015/01/14
19133	Macquarie Bank Ltd.	China Mobile European Wts Oct 2015 A	0.250	125.000	2015/10/05	40,000,000	2015/01/14
19125	Macquarie Bank Ltd.	A50 China European Warrants Jan 2016 A	0.250	13.750	2016/01/04	40,000,000	2015/01/14
19128	Macquarie Bank Ltd.	GAC European Wts Dec 2017 A	0.250	8.200	2017/12/04	40,000,000	2015/01/14
19130	Macquarie Bank Ltd.	Ping An European Warrants Nov 2016 A	0.150	78 per 100 units	2016/11/02	200,000,000	2015/01/14
19131	Macquarie Bank Ltd.	China Vanke European Warrants Oct 15 B	0.250	24.500	2015/10/05	40,000,000	2015/01/14
19112	Standard Chartered Bank	Anhui Conch Euro Wts Oct 2015 A	0.250	33.000	2015/10/05	60,000,000	2015/01/14
19110	Standard Chartered Bank	BOCL European Warrants Jul 2015 A	0.200	4.79 per unit	2015/07/03	100,000,000	2015/01/14
19123	Standard Chartered Bank	CGS European Warrants Jul 2015 A	1.380	12.28 per unit	2015/07/17	30,000,000	2015/01/14
19109	Standard Chartered Bank	CITIC Bank European Wts Oct 2015 A	0.300	7.50 per unit	2015/10/05	60,000,000	2015/01/14
19108	Standard Chartered Bank	Cheung Kong European Put Wt Oct15A	0.300	108.000	2015/10/02	40,000,000	2015/01/14
19107	Standard Chartered Bank	CNOOC European Put Wts Jul 2015 B	0.400	8.48 per unit	2015/07/13	80,000,000	2015/01/14
19122	Standard Chartered Bank	China Railway Euro Wts Dec 2017 A	0.250	7.600	2017/12/22	100,000,000	2015/01/14
19111	Standard Chartered Bank	CRCC European Warrants Dec 2015 A	0.220	10.300	2015/12/23	50,000,000	2015/01/14
19121	Standard Chartered Bank	Evergrande European Wts Sep 2015 A	0.250	4.18 per unit	2015/09/21	40,000,000	2015/01/14
19137	Standard Chartered Bank	HSCEI European Warrants Aug 2015 A	0.250	12,400 per 4,000 units	2015/08/28	100,000,000	2015/01/14
19100	SGA Societe Generale Acceptance N.V.	AIA Eur Wt Dec 2015 A	0.200	49.950	2015/12/02	100,000,000	2015/01/14
19119	SGA Societe Generale Acceptance N.V.	CAM CSI300 Eu Wt Oct15A	0.250	54.880	2015/10/05	75,000,000	2015/01/14
19101	SGA Societe Generale Acceptance N.V.	CGS Euro Wts Sep15A	0.260	9.880	2015/09/02	100,000,000	2015/01/14
19102	SGA Societe Generale Acceptance N.V.	CGS Euro Wts Dec15A	0.250	11.500	2015/12/02	100,000,000	2015/01/14
19120	SGA Societe Generale Acceptance N.V.	CITIC Sec Eu Wt Sep15B	0.440	42.880	2015/09/02	60,000,000	2015/01/14
19117	UBS AG	AIA European Warrants Jun 2015 B	0.165	45.930	2015/06/30	100,000,000	2015/01/14
19124	UBS AG	BankComm European Warrants Jul 2015 A	0.375	8.28 per unit	2015/07/27	40,000,000	2015/01/14

Newly listed derivative warrants (continued)

Code	Issuer	Name of issue	Issue prices (HK\$)	Strike level/ Subscription price (HK\$) per 10 units	Subscription/ exercise period	Unit issued on initial listing	Listing date
19118	UBS AG	HSCEI European Warrants Jul 2015 B	0.200	12,000 per 4,000 units	2015/07/30	100,000,000	2015/01/14
19145	BOCI Asia Ltd.	China Mobile European Warrants Aug 2015 B	0.370	105.000	2015/08/17	100,000,000	2015/01/15
19144	BOCI Asia Ltd.	China Mobile European Put Wts Aug 2015 A	0.420	82.000	2015/08/10	100,000,000	2015/01/15
19149	BOCI Asia Ltd.	HSBC European Warrants Aug 2015 A	0.250	75.880	2015/08/03	100,000,000	2015/01/15
19148	BOCI Asia Ltd.	Tencent Holdings European Wts Feb 2016 A	0.200	130.88 per 100 units	2016/02/22	100,000,000	2015/01/15
19147	BOCI Asia Ltd.	Tencent Holdings European Put Wts Nov 2015 A	0.150	116.78 per 100 units	2015/11/06	100,000,000	2015/01/15
19180	BNP Paribas Arbit Issu B.V.	BOCL European Wts Oct 2015 A	0.260	5.50 per unit	2015/10/05	100,000,000	2015/01/15
19176	BNP Paribas Arbit Issu B.V.	CC Bank Euro Wts Aug 2015 A	0.260	8 per unit	2015/08/04	100,000,000	2015/01/15
19177	BNP Paribas Arbit Issu B.V.	CITIC Bank Euro Wts Sep 2015 A	0.250	7.20 per unit	2015/09/02	80,000,000	2015/01/15
19181	BNP Paribas Arbit Issu B.V.	CSOP A50 ETF Eu Wts Aug 2016 C	0.250	16.800	2016/08/02	100,000,000	2015/01/15
19183	BNP Paribas Arbit Issu B.V.	Evergrande Euro Wts Oct 2015 A	0.250	4.50 per unit	2015/10/05	40,000,000	2015/01/15
19182	BNP Paribas Arbit Issu B.V.	A50 China Euro Wts Jul 2016 A	0.250	16.000	2016/07/05	100,000,000	2015/01/15
19178	BNP Paribas Arbit Issu B.V.	ICBC European Wts Aug 2015 A	0.250	7 per unit	2015/08/04	100,000,000	2015/01/15
19170	Credit Suisse AG	HSBC European Wts Jul 2015 A	0.250	77.000	2015/07/31	80,000,000	2015/01/15
19169	Credit Suisse AG	HSI European Warrants Sep 2015 A	0.150	28,000 per 7,000 units	2015/09/29	128,000,000	2015/01/15
19171	Credit Suisse AG	Tencent Holdings European Wts Jun 2015 C	0.280	150 per 20 units	2015/06/08	80,000,000	2015/01/15
19189	Bank of East Asia	China Life European Warrants Jun 2015 A	0.200	36.680	2015/06/30	50,000,000	2015/01/15
19188	Bank of East Asia	Minsheng Bank European Warrants Jun 16 A	0.210	10.088	2016/06/24	100,000,000	2015/01/15
19199	Goldman Sachs SP (Asia)	China Railway Euro Wts Jul 2015 A	0.592	7.88 per unit	2015/07/20	40,000,000	2015/01/15
19197	Goldman Sachs SP (Asia)	Galaxy Ent Euro Wts Aug 2015 A	0.280	48.880	2015/08/03	80,000,000	2015/01/15
19185	Goldman Sachs SP (Asia)	HSCEI European Warrants Sep 2015 B	0.156	13,050 per 4,000 units	2015/09/29	150,000,000	2015/01/15
19186	Goldman Sachs SP (Asia)	HSCEI European Warrants Dec 2015 A	0.150	14,068 per 4,000 units	2015/12/30	150,000,000	2015/01/15
19184	Goldman Sachs SP (Asia)	HSCEI European Put Wts Jun 2015 B	0.156	11,250 per 4,000 units	2015/06/29	150,000,000	2015/01/15
19196	Goldman Sachs SP (Asia)	Hutchison European Wts Aug 2015 A	0.441	90.880	2015/08/03	80,000,000	2015/01/15
19200	Goldman Sachs SP (Asia)	Li & Fung European Wts Sep 2015 A	0.365	8.38 per unit	2015/09/01	50,000,000	2015/01/15
19194	Goldman Sachs SP (Asia)	Tencent European Wt Dec 2015 B	0.151	148.10 per 100 units	2015/12/14	150,000,000	2015/01/15
19195	Goldman Sachs SP (Asia)	Tencent European Put Wt Oct 2015 A	0.150	116.75 per 100 units	2015/10/26	80,000,000	2015/01/15
19156	HK Bank	AIA European Warrants Jul 2015 A	0.150	45.930	2015/07/06	100,000,000	2015/01/15
19157	HK Bank	AIA European Put Warrants Sep 2015 A	0.250	38.880	2015/09/30	80,000,000	2015/01/15
19159	HK Bank	CHALCO European Warrants Sep 2015 A	0.300	4.78 per unit	2015/09/30	50,000,000	2015/01/15
19162	HK Bank	China Life European Put Warrants Aug 2015 C	0.280	27.880	2015/08/31	80,000,000	2015/01/15
19160	HK Bank	China Mobile European Put Warrants Jul 2015 A	0.350	83.380	2015/07/31	60,000,000	2015/01/15
19167	HK Bank	Evergrande European Warrants Sep 2015 A	0.250	3.78 per unit	2015/09/30	50,000,000	2015/01/15
19158	HK Bank	SHK Ppt European Warrants Jul 2015 A	0.250	135.880	2015/07/31	60,000,000	2015/01/15
19205	J P Morgan SP BV	CHALCO European Warrants Oct 2015 A	0.265	5.08 per unit	2015/10/05	40,000,000	2015/01/15
19208	J P Morgan SP BV	BOCL European Put Wts Aug 2015 B	0.254	3.88 per unit	2015/08/04	100,000,000	2015/01/15
19209	J P Morgan SP BV	CGS European Warrants Nov 2015 A	0.251	12.500	2015/11/10	100,000,000	2015/01/15
19202	J P Morgan SP BV	Cheung Kong European Warrants Aug 2015 A	0.384	140.000	2015/08/04	60,000,000	2015/01/15
19201	J P Morgan SP BV	China Mob European Wts Jun 2015 A	0.350	103.080	2015/06/30	100,000,000	2015/01/15
19206	J P Morgan SP BV	CSOP A50 ETF European Warrants Apr 2016 A	0.251	16.500	2016/04/05	200,000,000	2015/01/15
19203	J P Morgan SP BV	HSCEI European Wts Nov 2015 B	0.250	13,500 per 4,500 units	2015/11/27	200,000,000	2015/01/15
19204	J P Morgan SP BV	JX Copper European Warrants Apr 2016 A	0.152	16.800	2016/04/29	100,000,000	2015/01/15
19207	J P Morgan SP BV	SHK Ppt European Put Warrants Aug 2017 A	0.150	112.80 per 100 units	2017/08/01	200,000,000	2015/01/15

Newly listed derivative warrants (continued)

Code	Issuer	Name of issue	Issue prices (HK\$)	Strike level/ Subscription price (HK\$) per 10 units	Subscription/ exercise period	Unit issued on initial listing	Listing date
19151	Macquarie Bank Ltd.	Galaxy Ent European Wts Aug 2015 A	0.250	55.000	2015/08/04	40,000,000	2015/01/15
19150	Macquarie Bank Ltd.	Tencent European Put Wts Aug 2015 A	0.500	99.880	2015/08/04	20,000,000	2015/01/15
19166	Standard Chartered Bank	Agricultural Bk Eu Put Wts Aug15B	0.250	3.60 per unit	2015/08/21	80,000,000	2015/01/15
19193	Standard Chartered Bank	CHALCO European Warrants Aug 2015A	0.550	4.21 per unit	2015/08/26	50,000,000	2015/01/15
19165	Standard Chartered Bank	CITIC Bank European Put Wts Oct15B	0.450	5.30 per unit	2015/10/05	60,000,000	2015/01/15
19192	Standard Chartered Bank	CM Bank European Wts Dec 2015 A	0.150	22.280	2015/12/02	80,000,000	2015/01/15
19164	Standard Chartered Bank	China Unicom Euro Wts Aug 2015 A	0.250	12.80 per unit	2015/08/31	60,000,000	2015/01/15
19191	Standard Chartered Bank	Henganintl European Wts Mar 2016 A	0.150	76 per 100 units	2016/03/24	80,000,000	2015/01/15
19163	Standard Chartered Bank	HSBC European Warrants Jul 2015 B	0.300	70.000	2015/07/30	100,000,000	2015/01/15
19152	SGA Societe Generale Acceptance N.V.	BOCL Eu Put Wt Aug15C	0.295	3.90 per unit	2015/08/05	100,000,000	2015/01/15
19153	SGA Societe Generale Acceptance N.V.	CCB Euro Put Wt Aug15D	0.580	6 per unit	2015/08/05	100,000,000	2015/01/15
19155	SGA Societe Generale Acceptance N.V.	ICBC Eu Put Wt Aug15B	0.500	5.30 per unit	2015/08/05	100,000,000	2015/01/15
19168	SGA Societe Generale Acceptance N.V.	Kingsoft Eu Wt Jul15A	0.150	18.500	2015/07/06	80,000,000	2015/01/15
19173	UBS AG	Ch Railway Cons European Warrants Aug 2015 A	0.890	13.88 per unit	2015/08/27	40,000,000	2015/01/15
19174	UBS AG	A50 China European Warrants Apr 2016 A	0.250	15.880	2016/04/25	300,000,000	2015/01/15
19175	UBS AG	Hutchison European Warrants Jul 2015 A	0.680	88.880	2015/07/14	100,000,000	2015/01/15
19172	UBS AG	Tencent Holdings European Warrants Jun 2016 B	0.250	136.88 per 100 units	2016/06/13	500,000,000	2015/01/15
19223	Credit Suisse AG	China Mobile European Put Wts Jun 2015 C	0.180	80.000	2015/06/30	70,000,000	2015/01/16
19224	Credit Suisse AG	Tencent Holdings Euro Put Wts Sep 2015 C	0.160	126.83 per 100 units	2015/09/02	100,000,000	2015/01/16
19254	Goldman Sachs SP (Asia)	Avichina European Warrants Jul15 A	0.488	6.28 per unit	2015/07/30	40,000,000	2015/01/16
19253	Goldman Sachs SP (Asia)	China Life Euro Wts Jul 2015 A	0.302	31.300	2015/07/22	80,000,000	2015/01/16
19257	Goldman Sachs SP (Asia)	CSOP A50 ETF Euro Wts Jul 2015 C	1.085	16.28 per unit	2015/07/31	80,000,000	2015/01/16
19255	Goldman Sachs SP (Asia)	Galaxy Ent Euro Wts Jul 2015 B	0.260	49.880	2015/07/31	80,000,000	2015/01/16
19256	Goldman Sachs SP (Asia)	HSBC European Put Wts Jul 2015 A	0.265	63.800	2015/07/31	60,000,000	2015/01/16
19251	Goldman Sachs SP (Asia)	PetroChina European Wts Oct 2015 A	0.312	11.80 per unit	2015/10/29	80,000,000	2015/01/16
19252	Goldman Sachs SP (Asia)	Ping An European Wts Jul 2015 E	0.382	104.980	2015/07/27	80,000,000	2015/01/16
19210	HK Bank	China Mobile European Warrants Jun 2015 B	0.430	105.080	2015/06/30	80,000,000	2015/01/16
19215	HK Bank	Sinopec Corp European Warrants Jul 2015 A	0.280	7.08 per unit	2015/07/31	50,000,000	2015/01/16
19216	HK Bank	PetroChina European Warrants Jul 2015 A	0.410	9.88 per unit	2015/07/31	50,000,000	2015/01/16
19212	HK Bank	Tencent European Put Warrants Oct 2015 B	0.150	116.70 per 100 units	2015/10/30	80,000,000	2015/01/16
19214	HK Bank	Tencent European Put Warrants Aug 2016 A	0.160	106.70 per 100 units	2016/08/29	250,000,000	2015/01/16
19240	J P Morgan SP BV	China Mob European Wts Aug 2015 A	0.289	112.800	2015/08/04	200,000,000	2015/01/16
19242	J P Morgan SP BV	HKEx European Warrants Jun 2015 D	0.266	225.000	2015/06/01	80,000,000	2015/01/16
19244	J P Morgan SP BV	HSBC European Warrants Jun 2015 C	0.156	74.900	2015/06/03	200,000,000	2015/01/16
19243	J P Morgan SP BV	ICBC European Put Wts Aug 2015 B	0.389	5.18 per unit	2015/08/04	100,000,000	2015/01/16
19238	J P Morgan SP BV	Ping An European Warrants Aug 2015 B	0.456	100.000	2015/08/04	100,000,000	2015/01/16
19241	J P Morgan SP BV	Tencent European Warrants Jun 2015 C	0.152	150 per 20 units	2015/06/08	200,000,000	2015/01/16
19225	Macquarie Bank Ltd.	CM Bank European Warrants Dec 2015 A	0.150	22.280	2015/12/02	70,000,000	2015/01/16
19227	Macquarie Bank Ltd.	Minsheng Bank European Wts Oct 2015 A	0.374	13.50 per unit	2015/10/05	28,000,000	2015/01/16
19226	Macquarie Bank Ltd.	HKEx European Warrants Jul 2016 B	0.250	200 per 100 units	2016/07/05	40,000,000	2015/01/16
19230	Macquarie Bank Ltd.	Tencent European Warrants Aug 2015 B	0.500	170.080	2015/08/04	20,000,000	2015/01/16
19228	Macquarie Bank Ltd.	Yuexiu Property Euro Wts Feb 2016 A	0.250	1.80 per unit	2016/02/02	40,000,000	2015/01/16
19235	Standard Chartered Bank	BOCL European Put Wts Aug 2015 A	0.250	3.80 per unit	2015/08/31	50,000,000	2015/01/16

Newly listed derivative warrants (continued)

Code	Issuer	Name of issue	Issue prices (HK\$)	Strike level/ Subscription price (HK\$) per 10 units	Subscription/ exercise period	Unit issued on initial listing	Listing date
19234	Standard Chartered Bank	CC Bank European Put Wts Sep 2015C	0.530	6.08 per unit	2015/09/30	80,000,000	2015/01/16
19236	Standard Chartered Bank	CITIC Sec European Wts Jul 2015 A	0.350	38.000	2015/07/31	80,000,000	2015/01/16
19237	Standard Chartered Bank	CITIC Sec European Wts Aug 2015 A	0.250	48.000	2015/08/31	80,000,000	2015/01/16
19222	Standard Chartered Bank	Ch LongYuan European Wts Nov 2016A	0.250	10.000	2016/11/30	80,000,000	2015/01/16
19233	Standard Chartered Bank	Datang Power Euro Wts Sep 2015 A	0.250	5 per unit	2015/09/14	50,000,000	2015/01/16
19219	Standard Chartered Bank	HSBC European Warrants Jun 2015 C	0.150	80.000	2015/06/29	80,000,000	2015/01/16
19232	Standard Chartered Bank	ICBC European Put Wts Sep 2015 D	0.250	5 per unit	2015/09/29	80,000,000	2015/01/16
19221	Standard Chartered Bank	Nine Dragons Euro Wts Aug 2017 A	0.250	6.880	2017/08/08	100,000,000	2015/01/16
19258	Standard Chartered Bank	Ping An European Wts Sep 2015 A	0.800	95.000	2015/09/07	80,000,000	2015/01/16
19260	Standard Chartered Bank	Ping An European Wts Sep 2017 A	0.250	88.88 per 100 units	2017/09/15	300,000,000	2015/01/16
19259	Standard Chartered Bank	Ping An Euro Put Wts Aug 2015 A	0.800	76.880	2015/08/05	80,000,000	2015/01/16
19231	SGA Societe Generale Acceptance N.V.	HSBC Eu Wt Sep 2015 C	0.340	72.500	2015/09/02	100,000,000	2015/01/16
19245	UBS AG	China Life European Warrants Oct 2015 C	0.250	43.380	2015/10/30	100,000,000	2015/01/16
19248	UBS AG	China Mobile European Warrants Jun 2015 A	0.400	103.760	2015/06/23	100,000,000	2015/01/16
19247	UBS AG	China Mobile European Put Warrants Jul 2015 A	0.370	84.950	2015/07/06	100,000,000	2015/01/16
19246	UBS AG	HSBC European Warrants Sep 2015 A	0.155	80.050	2015/09/11	100,000,000	2015/01/16
19249	UBS AG	Ping An European Warrants Aug 2015 A	0.510	106.880	2015/08/10	100,000,000	2015/01/16
16610 [#]	Standard Chartered Bank	Galaxy Ent European Wts May 2015 A	0.176	45.000	2015/05/04	60,000,000	2015/01/16
16831 [#]	Standard Chartered Bank	HSBC European Warrants May 2015 A	0.127	75.880	2015/05/18	80,000,000	2015/01/16
19271	BNP Paribas Arbit Issu B.V.	CITIC Sec Euro Wts Oct 2015 A	0.370	40.000	2015/10/05	50,000,000	2015/01/19
19269	BNP Paribas Arbit Issu B.V.	China Tel Euro Wts Oct 2015 A	0.260	5.50 per unit	2015/10/05	70,000,000	2015/01/19
19272	BNP Paribas Arbit Issu B.V.	Haitong Sec Eu Wts Oct 2015 A	0.270	25.000	2015/10/05	50,000,000	2015/01/19
19268	BNP Paribas Arbit Issu B.V.	Tencent Hldgs Eu Wt Jul 2016 B	0.250	140 per 100 units	2016/07/05	100,000,000	2015/01/19
19270	BNP Paribas Arbit Issu B.V.	China Vanke Euro Wts Dec 15 A	0.250	21.000	2015/12/02	80,000,000	2015/01/19
19263	Credit Suisse AG	Ping An European Warrants Dec 2016 A	0.250	82.20 per 100 units	2016/12/29	150,000,000	2015/01/19
19264	Credit Suisse AG	Ping An European Warrants Jul 2017 A	0.250	91.90 per 100 units	2017/07/31	150,000,000	2015/01/19
19273	J P Morgan SP BV	Zhuzhou CSR European Warrants Sep 2015 A	0.251	12.000	2015/09/15	100,000,000	2015/01/19
19265	Macquarie Bank Ltd.	Sinopec Corp European Wts Sep 2015 A	0.400	7.28 per unit	2015/09/02	25,000,000	2015/01/19
19261	Macquarie Bank Ltd.	CSR European Warrants Nov 2015 A	0.250	13.000	2015/11/03	40,000,000	2015/01/19
19262	Standard Chartered Bank	CSR European Warrants Jul 2015 A	0.250	11.000	2015/07/31	150,000,000	2015/01/19
19266	SGA Societe Generale Acceptance NV	CSOP A50 ETF Eu Wt Sep16A	0.150	18.880	2016/09/05	300,000,000	2015/01/19
19267	SGA Societe Generale Acceptance N.V.	A50 Ch Eu Wt Jan 2017C	0.150	18.500	2017/01/04	300,000,000	2015/01/19
12536 [#]	Standard Chartered Bank	HSBC European Warrants Dec 2015	0.015	79.88 per 100 units	2015/12/07	700,000,000	2015/01/19
19304	Goldman Sachs SP (Asia)	China Mobile Euro Wts Jun 2015 C	0.244	113.980	2015/06/05	60,000,000	2015/01/20
19306	Goldman Sachs SP (Asia)	China Unicom Euro Wts Jul 2015 A	0.544	13 per unit	2015/07/31	80,000,000	2015/01/20
19307	Goldman Sachs Sp (Asia)	ICBC European Warrants Aug 2015 A	0.253	6.39 per unit	2015/08/28	80,000,000	2015/01/20
19309	Goldman Sachs SP (Asia)	Ping An European Wts Dec 2016 A	0.252	83.18 per 100 units	2016/12/30	60,000,000	2015/01/20
19308	Goldman Sachs SP (Asia)	SHK Ppt European Wts Jul 2015 B	0.468	138.880	2015/07/31	60,000,000	2015/01/20
19278	HK Bank	CC Bank European Warrants Jul 2015 E	0.250	7.38 per unit	2015/07/31	60,000,000	2015/01/20
19279	HK Bank	CNOOC European Warrants Dec 2016 A	0.150	12.020	2016/12/21	150,000,000	2015/01/20
19275	HK Bank	HSI European Warrants Jul 2015 C	0.150	25,318 per 6,400 units	2015/07/30	200,000,000	2015/01/20
19276	HK Bank	HSI European Warrants Sep 2015 C	0.250	25,900 per 6,200 units	2015/09/29	200,000,000	2015/01/20
19277	HK Bank	HSI European Put Warrants Jun 2015 H	0.210	23,788 per 7,000 units	2015/06/29	200,000,000	2015/01/20

Newly listed derivative warrants (continued)

Code	Issuer	Name of issue	Issue prices (HK\$)	Strike level/ Subscription price (HK\$) per 10 units	Subscription/ exercise period	Unit issued on initial listing	Listing date
19303	J P Morgan SP BV	HS H-SHARE European Warrants Jun 2015 A	0.473	128.980	2015/06/26	80,000,000	2015/01/20
19302	J P Morgan SP BV	Wharf European Warrants Aug 2015 A	0.254	70.000	2015/08/04	100,000,000	2015/01/20
19299	Macquarie Bank Ltd.	AIA European Warrants Aug 2015 A	0.335	45.000	2015/08/04	30,000,000	2015/01/20
19298	Macquarie Bank Ltd.	Ch Merchants European Wts Dec 2015 A	0.250	35.000	2015/12/02	40,000,000	2015/01/20
19296	Macquarie Bank Ltd.	China Overseas European Wts Jan 2016 A	0.250	30.000	2016/01/05	40,000,000	2015/01/20
19274	Macquarie Bank Ltd.	Foxconn European Warrants Aug 2015 A	0.625	3.88 per unit	2015/08/04	16,000,000	2015/01/20
19300	Macquarie Bank Ltd.	Baiyunshan Ph European Warrants Aug15A	0.335	36.880	2015/08/04	30,000,000	2015/01/20
19297	Macquarie Bank Ltd.	Poly HK Inv European Wts Aug 2015 B	0.250	4.88 per unit	2015/08/04	40,000,000	2015/01/20
19295	Standard Chartered Bank	China Mobile Euro Wts Aug 2015 B	0.300	110.000	2015/08/04	80,000,000	2015/01/20
19282	Standard Chartered Bank	CSOP A50 ETF Euro Wts Aug 2015 A	0.190	14.380	2015/08/10	100,000,000	2015/01/20
19283	Standard Chartered Bank	A50 China Euro Warrants Sep 2015 A	0.200	14.180	2015/09/30	100,000,000	2015/01/20
19281	Standard Chartered Bank	Geely Auto European Wts Oct 2015 A	0.250	3.70 per unit	2015/10/19	40,000,000	2015/01/20
19290	Standard Chartered Bank	HuanengPower Euro Wts Sep 2015 A	0.500	12.80 per unit	2015/09/02	60,000,000	2015/01/20
19288	Standard Chartered Bank	SHK P European Warrants Aug 2015 A	0.250	148.000	2015/08/03	60,000,000	2015/01/20
19280	Standard Chartered Bank	Wharf European Warrants Dec 2015 A	0.250	78.000	2015/12/02	60,000,000	2015/01/20
19289	Standard Chartered Bank	Zijin Mining Euro Wts Sep 2015 A	0.250	2.80 per unit	2015/09/30	60,000,000	2015/01/20
19294	SGA Societe Generale Acceptance N.V.	Ch Mob Eu Wt Aug 15 A	0.295	118.000	2015/08/05	100,000,000	2015/01/20
19287	SGA Societe Generale Acceptance N.V.	A50 Ch Eu Wt Oct 2015A	0.160	14.180	2015/10/05	300,000,000	2015/01/20
19284	UBS AG	China Mobile European Warrants Jul 2015 B	0.395	110.880	2015/07/20	100,000,000	2015/01/20
19285	UBS AG	New World European Warrants Oct 2015 A	0.360	11 per unit	2015/10/26	30,000,000	2015/01/20
19293	UBS AG	SHK Ppt European Warrants Jul 2015 A	0.325	143.880	2015/07/20	50,000,000	2015/01/20
19292	UBS AG	SHK Ppt European Put Warrants Apr 2017 A	0.250	113.88 per 100 units	2017/04/24	60,000,000	2015/01/20
18493 [#]	Standard Chartered Bank	HSBC European Warrants Sep 2015 A	0.102	82.000	2015/09/01	100,000,000	2015/01/20
19316	BOCI Asia Ltd.	HKEx European Warrants May 2016 A	0.250	200 per 100 units	2016/05/23	100,000,000	2015/01/21
19313	BOCI Asia Ltd.	HSI European Warrants Sep 2015 A	0.250	25,000 per 6,000 units	2015/09/29	100,000,000	2015/01/21
19312	BOCI Asia Ltd.	HSI European Put Warrants Aug 2015 B	0.250	23,400 per 6,800 units	2015/08/28	100,000,000	2015/01/21
19314	BOCI Asia Ltd.	Ping An European Warrants Dec 2016 A	0.250	83.88 per 100 units	2016/12/23	100,000,000	2015/01/21
19317	BOCI Asia Ltd.	SHK Ppt European Warrants Dec 2016 A	0.250	123 per 100 units	2016/12/28	100,000,000	2015/01/21
19324	Credit Suisse AG	SHK Ppt European Warrants Dec 2016 A	0.250	121.30 per 100 units	2016/12/28	150,000,000	2015/01/21
19310	Daiwa Capital Mkt	CSOP A50 ETF European Wts Sep 2015 B	0.250	13.380	2015/09/15	128,000,000	2015/01/21
19311	Daiwa Capital Mkt	A50 China European Warrants Sep 2015 B	0.250	13.000	2015/09/30	128,000,000	2015/01/21
19335	J P Morgan SP BV	AIA European Put Warrants Aug 2015 A	0.257	40.880	2015/08/04	100,000,000	2015/01/21
19334	J P Morgan SP BV	Chsouthcity European Warrants Aug 2015 B	0.339	3.36 per unit	2015/08/04	60,000,000	2015/01/21
19322	J P Morgan SP BV	HSI European Warrants Aug 2015 A	0.250	25,800 per 6,400 units	2015/08/28	500,000,000	2015/01/21
19323	J P Morgan SP BV	HSI European Warrants Oct 2015 A	0.251	26,000 per 7,000 units	2015/10/29	500,000,000	2015/01/21
19318	Macquarie Bank Ltd.	HSBC European Warrants Aug 2015 A	0.250	75.280	2015/08/04	40,000,000	2015/01/21
19319	Macquarie Bank Ltd.	SHK Ppt European Warrants Aug 2015 A	0.250	160.000	2015/08/04	40,000,000	2015/01/21
19320	Macquarie Bank Ltd.	Tencent European Warrants Aug 2015 C	1.100	130.080	2015/08/04	15,000,000	2015/01/21
19321	Macquarie Bank Ltd.	Tencent European Warrants Aug 2015 D	0.667	150.080	2015/08/04	15,000,000	2015/01/21
19325	SGA Societe Generale Acceptance N.V.	CCCCCL Eu Wt Aug 2016 A	0.250	14.280	2016/08/03	150,000,000	2015/01/21
19326	SGA Societe Generale Acceptance N.V.	A50 Ch Eu Wt Jun 2016A	0.150	16.500	2016/06/01	300,000,000	2015/01/21
19327	SGA Societe Generale Acceptance N.V.	SHK P Eu Wt Aug 2015A	0.300	150.000	2015/08/05	40,000,000	2015/01/21
19329	UBS AG	Ch Comm Cons European Warrants Mar 2016 A	0.250	12.880	2016/03/21	100,000,000	2015/01/21

Newly listed derivative warrants (continued)

Code	Issuer	Name of issue	Issue prices (HK\$)	Strike level/ Subscription price (HK\$) per 10 units	Subscription/ exercise period	Unit issued on initial listing	Listing date
19331	UBS AG	Chi Res Land European Warrants Dec 2015 B	0.250	25.880	2015/12/14	40,000,000	2015/01/21
19333	UBS AG	HSI European Put Warrants Jun 2015 F	0.150	23,000 per 8,000 units	2015/06/29	300,000,000	2015/01/21
19332	UBS AG	HSI European Put Warrants Aug 2015 A	0.240	23,500 per 7,000 units	2015/08/28	300,000,000	2015/01/21
19328	UBS AG	Stanchart European Warrants Jul 2015 B	0.210	135.100	2015/07/29	50,000,000	2015/01/21
19346	Credit Suisse AG	HSBC European Wts Aug 2015 B	0.280	73.600	2015/08/07	80,000,000	2015/01/22
19345	Credit Suisse AG	Stanchart European Warrants Jul 2015 B	0.390	116.600	2015/07/31	70,000,000	2015/01/22
19336	Daiwa Capital Mkt	PetroChina European Warrants Jul 2015 A	0.300	10.80 per unit	2015/07/22	68,000,000	2015/01/22
19358	Goldman Sachs SP (Asia)	Sinopec Corp European Wts Jul 2015 A	0.308	7.10 per unit	2015/07/31	80,000,000	2015/01/22
19357	Goldman Sachs SP (Asia)	Ch Ship Cont European Wts Jul 15 A	0.250	2.88 per unit	2015/07/31	60,000,000	2015/01/22
19359	Goldman Sachs SP (Asia)	Greatwall Motor Eur Wts Jul 2015 A	0.355	49.880	2015/07/31	60,000,000	2015/01/22
19355	Goldman Sachs SP (Asia)	HSBC European Warrants Sep 2015 B	0.259	74.880	2015/09/01	80,000,000	2015/01/22
19353	Goldman Sachs SP (Asia)	HSI European Put Wts Jun 2015 A	0.151	23,100 per 7,000 units	2015/06/29	150,000,000	2015/01/22
19354	Goldman Sachs SP (Asia)	HSI European Put Wts Jun 2015 B	0.157	23,700 per 8,000 units	2015/06/29	150,000,000	2015/01/22
19356	Goldman Sachs SP (Asia)	Stanchart European Wts Jul 2015 A	0.416	114.880	2015/07/31	80,000,000	2015/01/22
19337	HK Bank	CSR European Warrants Sep 2015 A	0.250	12.380	2015/09/30	100,000,000	2015/01/22
19338	HK Bank	CSR Times European Warrants Nov 2016 A	0.180	59.98 per 100 units	2016/11/24	100,000,000	2015/01/22
19350	J P Morgan SP BV	A50 China European Warrants May 2016 A	0.171	16.500	2016/05/31	200,000,000	2015/01/22
19349	J P Morgan SP BV	HSBC European Warrants Nov 2015 A	0.406	68.880	2015/11/03	200,000,000	2015/01/22
19351	J P Morgan SP BV	HSI European Put Warrants May 2015 D	0.150	24,400 per 10,000 units	2015/05/28	500,000,000	2015/01/22
19352	J P Morgan SP BV	Stanchart European Warrants Sep 2015 A	0.322	120.000	2015/09/02	50,000,000	2015/01/22
19339	Macquarie Bank Ltd.	AAC Acoustic European Wts Oct 2015 A	0.477	58.880	2015/10/09	21,000,000	2015/01/22
19340	Standard Chartered Bank	China Life European Wts Aug 2015 C	0.250	33.880	2015/08/07	120,000,000	2015/01/22
19342	Standard Chartered Bank	Intime European Warrants Sep 2015 A	0.250	6.80 per unit	2015/09/30	40,000,000	2015/01/22
19344	SGA Societe Generale Acceptance N.V.	Ch Mob Eu Wt Aug 15 B	0.425	110.000	2015/08/05	100,000,000	2015/01/22
19347	UBS AG	AIA European Put Warrants Jul 2015 B	0.250	41.880	2015/07/21	70,000,000	2015/01/22
19348	UBS AG	CC Bank European Warrants Aug 2015 C	0.320	7.10 per unit	2015/08/17	100,000,000	2015/01/22
19385	Daiwa Capital Mkt	China Life European Warrants Aug 2015 B	0.250	40.000	2015/08/03	108,000,000	2015/01/23
19386	Daiwa Capital Mkt	Ping An European Warrants Jul 2015 C	0.510	112.880	2015/07/22	108,000,000	2015/01/23
19372	Bank of East Asia	CHALCO European Warrants Oct 2015 A	0.250	6 per unit	2015/10/02	40,000,000	2015/01/23
19373	Bank of East Asia	BYD European Warrants Nov 2015 A	0.250	60.000	2015/11/12	40,000,000	2015/01/23
19374	Bank of East Asia	China Overseas Euro Warrants Dec 2015 A	0.250	29.688	2015/12/02	40,000,000	2015/01/23
19367	HK Bank	BYD European Warrants Sep 2015 A	0.400	32.880	2015/09/30	50,000,000	2015/01/23
19363	HK Bank	China Life European Warrants Aug 2015 D	0.250	36.880	2015/08/31	100,000,000	2015/01/23
19370	HK Bank	CSOP A50 ETF European Warrants Jun 2015 D	0.650	16.90 per unit	2015/06/08	50,000,000	2015/01/23
19362	HK Bank	CSOP A50 ETF European Warrants Nov 2015 C	0.160	15.900	2015/11/03	200,000,000	2015/01/23
19368	HK Bank	A50 China European Warrants Jun 2015 C	0.750	15.48 per unit	2015/06/30	50,000,000	2015/01/23
19369	HK Bank	A50 China European Warrants Apr 2016 A	0.200	15.900	2016/04/29	200,000,000	2015/01/23
19366	HK Bank	HSI European Put Warrants Jun 2015 I	0.150	23,288 per 7,000 units	2015/06/29	200,000,000	2015/01/23
19365	HK Bank	Ping An European Warrants Jul 2015 D	0.500	102.880	2015/07/31	60,000,000	2015/01/23
19384	J P Morgan SP BV	China Life European Warrants Aug 2015 B	0.250	38.380	2015/08/04	100,000,000	2015/01/23
19377	Macquarie Bank Ltd.	CC Bank European Warrants Jun 2015 A	0.286	6.98 per unit	2015/06/02	35,000,000	2015/01/23
19378	Macquarie Bank Ltd.	HKEx European Warrants Jan 2016 B	0.182	185.08 per 100 units	2016/01/05	55,000,000	2015/01/23
19387	Macquarie Bank Ltd.	Hang Seng Bank European Wts Jan 2016 A	0.250	158.880	2016/01/05	40,000,000	2015/01/23

Newly listed derivative warrants (continued)

Code	Issuer	Name of issue	Issue prices (HK\$)	Strike level/ Subscription price (HK\$) per 10 units	Subscription/ exercise period	Unit issued on initial listing	Listing date
19376	Macquarie Bank Ltd.	ICBC European Warrants Oct 2015 A	0.250	6.50 per unit	2015/10/05	40,000,000	2015/01/23
19361	Nomura Int'l plc	A50 China European Warrants Jun 2015 C	0.660	16 per unit	2015/06/30	50,000,000	2015/01/23
19360	Nomura Int'l plc	A50 China European Warrants Nov 2015 A	0.206	15.100	2015/11/30	100,000,000	2015/01/23
19379	SGA Societe Generale Acceptance N.V.	HSBC Eu Wt Aug 2015 A	0.465	68.000	2015/08/05	100,000,000	2015/01/23
19380	SGA Societe Generale Acceptance N.V.	HSBC Eu Wt Nov 2015 A	0.250	75.880	2015/11/04	100,000,000	2015/01/23
19382	UBS AG	CSOP A50 ETF European Warrants Aug 2016 A	0.250	19.380	2016/08/29	300,000,000	2015/01/23
19381	UBS AG	A50 China European Warrants Nov 2016 A	0.250	18.880	2016/11/28	300,000,000	2015/01/23
19383	UBS AG	HSBC European Warrants Sep 2015 B	0.250	70.880	2015/09/08	100,000,000	2015/01/23
19389	BOCI Asia Ltd.	China Life European Warrants Sep 2015 B	0.340	34.880	2015/09/21	100,000,000	2015/01/26
19388	BOCI Asia Ltd.	China Life European Put Warrants Sep 2015 A	0.320	29.280	2015/09/14	100,000,000	2015/01/26
19391	BOCI Asia Ltd.	Ping An European Warrants Aug 2015 A	0.660	105.000	2015/08/07	100,000,000	2015/01/26
19393	BOCI Asia Ltd.	Ping An European Warrants Dec 2016 B	0.250	93.88 per 100 units	2016/12/30	100,000,000	2015/01/26
19390	BOCI Asia Ltd.	Ping An European Put Warrants Jul 2015 B	0.620	76.880	2015/07/31	100,000,000	2015/01/26
19406	Credit Suisse AG	CC Bank European Warrants Aug 2015 A	0.330	6.59 per unit	2015/08/06	80,000,000	2015/01/26
19405	Credit Suisse AG	Minsheng Bank European Wts Jul 2016 B	0.160	10.990	2016/07/29	150,000,000	2015/01/26
19403	Credit Suisse AG	Ping An European Warrants Oct 2016 B	0.250	87.20 per 100 units	2016/10/03	150,000,000	2015/01/26
19404	Goldman Sachs SP (Asia)	China Mobile Eu Put Wts Jul 2015 B	0.198	80.000	2015/07/03	60,000,000	2015/01/26
19419	Goldman Sachs SP (Asia)	HSI European Put Wts May 2015 A	0.150	22,700 per 6,000 units	2015/05/28	150,000,000	2015/01/26
19396	HK Bank	CGS European Warrants Dec 2015 B	0.250	10.580	2015/12/31	80,000,000	2015/01/26
19397	HK Bank	CITIC Sec European Warrants Sep 2015 A	0.400	29.880	2015/09/30	80,000,000	2015/01/26
19395	HK Bank	CSOP A50 ETF European Warrants Jul 2015 B	1.000	15.28 per unit	2015/07/31	50,000,000	2015/01/26
19401	HK Bank	CSOP A50 ETF European Warrants Mar 2016 D	0.180	14.980	2016/03/22	180,000,000	2015/01/26
19400	HK Bank	A50 China European Warrants Jun 2015 D	0.900	14.48 per unit	2015/06/30	50,000,000	2015/01/26
19399	HK Bank	A50 China European Warrants Dec 2015 B	0.190	13.420	2015/12/28	180,000,000	2015/01/26
19398	HK Bank	Haitong Sec European Warrants Sep 2015 B	0.250	19.880	2015/09/30	80,000,000	2015/01/26
19423	J P Morgan SP BV	Agricultural Bk Euro Warrants Oct 2015 A	0.252	3.88 per unit	2015/10/02	100,000,000	2015/01/26
19429	J P Morgan SP BV	CGS European Warrants Dec 2015 B	0.251	9.000	2015/12/31	100,000,000	2015/01/26
19424	J P Morgan SP BV	CITIC Sec European Warrants Sep 2015 B	0.253	28.000	2015/09/01	100,000,000	2015/01/26
19433	J P Morgan SP BV	China Railway European Wts Jun 2015 A	0.384	6.50 per unit	2015/06/30	60,000,000	2015/01/26
19420	J P Morgan SP BV	CSOP A50 ETF European Warrants Dec 2015 C	0.196	12.880	2015/12/31	200,000,000	2015/01/26
19421	J P Morgan SP BV	A50 China European Warrants Dec 2015 C	0.154	13.750	2015/12/31	200,000,000	2015/01/26
19426	J P Morgan SP BV	Haitong Sec European Warrants Oct 2015 A	0.313	20.000	2015/10/02	100,000,000	2015/01/26
19422	J P Morgan SP BV	ICBC European Warrants Aug 2015 C	0.263	5.68 per unit	2015/08/04	100,000,000	2015/01/26
19402	Standard Chartered Bank	Chi Res Land European Wts Nov 15 A	0.250	23.800	2015/11/02	60,000,000	2015/01/26
19409	Standard Chartered Bank	HSCEI European Warrants Sep 2015 C	0.250	11,500 per 4,000 units	2015/09/29	100,000,000	2015/01/26
19432	Standard Chartered Bank	HSI European Warrants May 2015 D	0.190	22,800 per 8,000 units	2015/05/28	100,000,000	2015/01/26
19431	Standard Chartered Bank	HSI European Put Wts Jun 2015 G	0.150	21,400 per 6,500 units	2015/06/29	100,000,000	2015/01/26
19430	Standard Chartered Bank	Ping An European Wts Jul 2015 D	0.400	92.500	2015/07/28	80,000,000	2015/01/26
19407	SGA Societe Generale Acceptance NV	CSOP A50 ETF Eu Wt Apr16A	0.160	14.300	2016/04/06	300,000,000	2015/01/26
19408	SGA Societe Generale Acceptance N.V.	A50 Ch Eu Wt Apr 2016C	0.175	13.000	2016/04/06	300,000,000	2015/01/26
19413	UBS AG	CITIC Sec European Warrants Jul 2015 A	0.315	28.880	2015/07/27	70,000,000	2015/01/26
19410	UBS AG	China Life European Warrants Jul 2015 B	0.255	31.330	2015/07/08	100,000,000	2015/01/26
19416	UBS AG	CSOP A50 ETF European Warrants Mar 2016 A	0.155	15.020	2016/03/24	300,000,000	2015/01/26

Newly listed derivative warrants (continued)

Code	Issuer	Name of issue	Issue prices (HK\$)	Strike level/ Subscription price (HK\$) per 10 units	Subscription/ exercise period	Unit issued on initial listing	Listing date
19411	UBS AG	A50 China European Warrants Jul 2015 A	0.510	14.88 per unit	2015/07/27	80,000,000	2015/01/26
19417	UBS AG	A50 China European Warrants Sep 2015 A	0.150	14.200	2015/09/22	300,000,000	2015/01/26
19414	UBS AG	HSBC European Put Warrants Jul 2015 A	0.285	63.750	2015/07/24	100,000,000	2015/01/26
19415	UBS AG	HSCEI European Put Warrants Jun 2015 C	0.170	11,100 per 4,500 units	2015/06/29	100,000,000	2015/01/26
19412	UBS AG	Haitong Sec European Warrants Aug 2015 B	0.260	18.880	2015/08/31	70,000,000	2015/01/26
18017#	Goldman Sachs SP (Asia)	HSBC European Warrants Jun 2015 B	0.161	75.550	2015/06/30	80,000,000	2015/01/26
19456	BNP Paribas Arbit Issu B.V.	China Life Euro Wts Dec 2015 A	0.250	38.000	2015/12/02	100,000,000	2015/01/27
19455	BNP Paribas Arbit Issu B.V.	Ch Mobile Euro Wts Aug 2015 B	0.160	122.800	2015/08/04	100,000,000	2015/01/27
19453	BNP Paribas Arbit Issu B.V.	SHK Ppt Euro Wts Oct 2015 A	0.250	150.000	2015/10/05	55,000,000	2015/01/27
19457	BNP Paribas Arbit Issu B.V.	Zijin Mining Eu Wts Dec 2015 A	0.250	3 per unit	2015/12/02	50,000,000	2015/01/27
19458	Daiwa Capital Mkt	HSBC European Warrants Aug 2015 B	0.200	77.050	2015/08/03	98,000,000	2015/01/27
19459	Goldman Sachs SP (Asia)	A50 China European Wts Sep 2015 A	0.150	13.980	2015/09/08	120,000,000	2015/01/27
19445	Macquarie Bank Ltd.	CITIC Sec European Warrants Sep 2015 A	0.500	31.880	2015/09/02	20,000,000	2015/01/27
19443	Macquarie Bank Ltd.	PetroChina European Wts Oct 2015 A	0.500	9.26 per unit	2015/10/05	20,000,000	2015/01/27
19434	Nomura Int'l plc	CITIC Bank European Put Warrants Sep 15 A	0.580	5.25 per unit	2015/09/30	50,000,000	2015/01/27
19435	Nomura Int'l plc	Ping An European Warrants Jul 2015 A	0.560	92.500	2015/07/31	50,000,000	2015/01/27
19439	Standard Chartered Bank	CITIC Bank European Wts Aug 2015 A	0.250	6.20 per unit	2015/08/31	60,000,000	2015/01/27
19437	Standard Chartered Bank	CITIC Sec European Wts Aug 2015 B	0.280	28.000	2015/08/10	80,000,000	2015/01/27
19438	Standard Chartered Bank	China Life European Wts Jul 2015 A	0.150	36.680	2015/07/03	80,000,000	2015/01/27
19436	Standard Chartered Bank	Galaxy Ent European Wts Sep 2015 A	0.430	40.880	2015/09/07	60,000,000	2015/01/27
19446	SGA Societe Generale Acceptance N.V.	Galaxy Ent Eu Wt Aug15A	0.425	38.880	2015/08/05	80,000,000	2015/01/27
19447	SGA Societe Generale Acceptance N.V.	HSBC Eu Wt Aug 2015 B	0.250	74.880	2015/08/05	100,000,000	2015/01/27
19448	SGA Societe Generale Acceptance N.V.	Ping An Eu Wt Jan 17 A	0.170	83.18 per 100 units	2017/01/04	600,000,000	2015/01/27
19451	UBS AG	CC Bank European Warrants Sep 2015 A	0.325	6.88 per unit	2015/09/08	100,000,000	2015/01/27
19449	UBS AG	HSBC European Warrants Jul 2015 B	0.210	75.930	2015/07/27	100,000,000	2015/01/27
19460	UBS AG	Kingsoft European Warrants Sep 2015 B	0.250	19.680	2015/09/29	100,000,000	2015/01/27
19452	UBS AG	Kingsoft European Put Warrants Sep 2015 A	0.270	15.880	2015/09/21	60,000,000	2015/01/27
19450	UBS AG	Ping An European Warrants Aug 2015 B	0.960	86.880	2015/08/17	100,000,000	2015/01/27
19473	Credit Suisse AG	China Mobile European Warrants May 2015 B	0.230	119.980	2015/05/29	80,000,000	2015/01/28
19474	Credit Suisse AG	China Mobile European Warrants Jul 2015 A	0.480	109.980	2015/07/31	80,000,000	2015/01/28
19475	Credit Suisse AG	China Mobile European Put Wts Jul 2015 B	0.240	85.000	2015/07/06	70,000,000	2015/01/28
19476	Credit Suisse AG	Kingsoft European Warrants Sep 2015 A	0.250	20.880	2015/09/30	80,000,000	2015/01/28
19478	Credit Suisse AG	Tencent Holdings European Wts May 2016 A	0.250	138 per 100 units	2016/05/30	150,000,000	2015/01/28
19461	Goldman Sachs SP (Asia)	China Cinda Euro Wts Aug 2015 A	0.291	4 per unit	2015/08/31	80,000,000	2015/01/28
19463	Goldman Sachs SP (Asia)	Galaxy Ent Euro Wts Aug 2015 B	0.445	40.000	2015/08/31	80,000,000	2015/01/28
19485	Goldman Sachs SP (Asia)	HSI European Warrants Dec 2015 A	0.176	26,488 per 6,000 units	2015/12/30	150,000,000	2015/01/28
19462	Goldman Sachs SP (Asia)	Yurun Food European Wts Sep 2015 A	0.300	3.30 per unit	2015/09/30	80,000,000	2015/01/28
19482	J P Morgan SP BV	China Mob European Put Wts Aug 2015 B	0.337	92.000	2015/08/04	200,000,000	2015/01/28
19465	J P Morgan SP BV	Esprit European Wts Dec 2016 A	0.250	8.380	2016/12/30	60,000,000	2015/01/28
19481	J P Morgan SP BV	A50 China European Put Wts Apr 2016 A	0.151	11.320	2016/04/01	200,000,000	2015/01/28
19484	J P Morgan SP BV	Ping An European Warrants Apr 2017 B	0.251	88.88 per 100 units	2017/04/03	300,000,000	2015/01/28
19480	J P Morgan SP BV	Tencent European Put Warrants Dec 2015 D	0.150	118.88 per 100 units	2015/12/11	500,000,000	2015/01/28
19472	Standard Chartered Bank	China Mobile Euro Wts Sep 2015 A	0.250	120.000	2915/09/04	80,000,000	2015/01/28

Newly listed derivative warrants (continued)

Code	Issuer	Name of issue	Issue prices (HK\$)	Strike level/ Subscription price (HK\$) per 10 units	Subscription/ exercise period	Unit issued on initial listing	Listing date
19479	Standard Chartered Bank	China Mobile Eur Put Wt Jan 2017 A	0.150	99.99 per 100 units	2017/01/09	300,000,000	2015/01/28
19464	Standard Chartered Bank	CSR European Warrants Sep 2015 A	0.250	12.800	2015/09/30	150,000,000	2015/01/28
19471	Standard Chartered Bank	Kingsoft European Wts Sep 2015 A	0.250	19.880	2915/09/04	100,000,000	2015/01/28
19486	SGA Societe Generale Acceptance N.V.	Ch Mob Eu Wt Sep 15 A	0.355	125.880	2015/09/02	100,000,000	2015/01/28
19488	SGA Societe Generale Acceptance N.V.	Ping An Eu Wt Sep 15 A	0.460	113.880	2015/09/02	80,000,000	2015/01/28
19487	SGA Societe Generale Acceptance N.V.	Ping An Eu Wt Aug 17 A	0.200	91.88 per 100 units	2017/08/02	600,000,000	2015/01/28
19470	UBS AG	China Mobile European Warrants Jul 2015 C	0.300	116.880	2015/07/27	100,000,000	2015/01/28
19469	UBS AG	China Mobile European Put Warrants Aug 2015 A	0.600	93.880	2015/08/10	100,000,000	2015/01/28
19466	UBS AG	A50 China European Warrants Aug 2015 A	0.360	19.38 per unit	2015/08/10	80,000,000	2015/01/28
19468	UBS AG	HSCEI European Put Warrants Jul 2015 C	0.295	12,000 per 4,800 units	2015/07/30	100,000,000	2015/01/28
19514	Credit Suisse AG	GCL-Poly Energy European Wts Jul 2015 A	0.250	2.18 per unit	2015/07/31	70,000,000	2015/01/29
19497	Credit Suisse AG	HSI European Warrants Aug 2015 A	0.160	25,800 per 6,400 units	2015/08/28	128,000,000	2015/01/29
19502	Credit Suisse AG	HSI European Put Warrants May 2015 B	0.150	24,200 per 10,000 units	2015/05/28	128,000,000	2015/01/29
19499	Credit Suisse AG	HSI European Put Warrants Jun 2015 H	0.180	23,800 per 7,000 units	2015/06/29	128,000,000	2015/01/29
19498	Credit Suisse AG	HSI European Put Warrants Jul 2015 F	0.150	23,000 per 8,000 units	2015/07/30	128,000,000	2015/01/29
19503	Credit Suisse AG	HSI European Put Warrants Jul 2015 G	0.250	23,400 per 7,000 units	2015/07/30	128,000,000	2015/01/29
19525	Daiwa Capital Mkt	HSBC European Warrants Sep 2015 A	0.250	83.880	2015/09/15	98,000,000	2015/01/29
19535	Goldman Sachs SP (Asia)	China Mobile Euro Wts Aug 2015 A	0.250	138.880	2015/08/05	80,000,000	2015/01/29
19524	Goldman Sachs SP (Asia)	China Mobile Eu Put Wts Jul 2015 C	0.483	92.880	2015/07/31	60,000,000	2015/01/29
19490	Goldman Sachs SP (Asia)	HSI European Warrants Aug 2015 A	0.150	25,900 per 6,400 units	2015/08/28	150,000,000	2015/01/29
19510	HK Bank	Agricultural Bank European Warrants Sep 2015 B	0.250	3.98 per unit	2015/09/30	80,000,000	2015/01/29
19508	HK Bank	China Life European Warrants Jul 2015 D	0.250	32.980	2015/07/31	100,000,000	2015/01/29
19504	HK Bank	China Mobile European Warrants Jul 2015 B	0.300	115.880	2015/07/31	80,000,000	2015/01/29
19505	HK Bank	China Mobile European Warrants Jul 2015 C	0.500	107.880	2015/07/31	80,000,000	2015/01/29
19506	HK Bank	China Mobile European Put Warrants Jul 2015 D	0.600	96.880	2015/07/31	50,000,000	2015/01/29
19507	HK Bank	Ping An European Warrants Jul 2017 A	0.190	91.95 per 100 units	2017/07/31	280,000,000	2015/01/29
19511	HK Bank	Tencent European Warrants Jun 2016 C	0.200	136.98 per 100 units	2016/06/03	180,000,000	2015/01/29
19531	J P Morgan SP BV	Minsheng Bank European Wts Sep 2016 A	0.158	11.400	2016/09/30	100,000,000	2015/01/29
19530	J P Morgan SP BV	China Mob European Wts Jun 2015 B	0.355	113.880	2015/06/10	100,000,000	2015/01/29
19534	J P Morgan SP BV	China Mob European Wts Jun 2015 C	0.223	120.000	2015/06/09	100,000,000	2015/01/29
19528	J P Morgan SP BV	HSBC European Warrants Aug 2015 B	0.253	77.000	2015/08/04	200,000,000	2015/01/29
19529	J P Morgan SP BV	HSBC European Warrants Oct 2015 A	0.254	78.880	2015/10/02	200,000,000	2015/01/29
19493	J P Morgan SP BV	HSCEI European Put Warrants Aug 2015 D	0.251	11,800 per 4,800 units	2015/08/28	200,000,000	2015/01/29
19492	J P Morgan SP BV	HSI European Put Warrants Jun 2015 F	0.152	23,200 per 7,000 units	2015/06/29	500,000,000	2015/01/29
19491	J P Morgan SP BV	HSI European Put Warrants Jul 2015 F	0.250	24,000 per 8,800 units	2015/07/30	500,000,000	2015/01/29
19536	J P Morgan SP BV	Kingsoft European Warrants Oct 2015 A	0.250	20.280	2015/10/05	80,000,000	2015/01/29
19527	J P Morgan SP BV	Zijin Mining European Warrants Nov 2015 A	0.251	3.08 per unit	2015/11/03	70,000,000	2015/01/29
19512	Macquarie Bank Ltd.	CAM CSI300 European Wts Aug 2015 A	0.250	56.000	2015/08/04	40,000,000	2015/01/29
19515	Macquarie Bank Ltd.	China Mobile European Wts Aug 2015 A	0.250	137.500	2015/08/04	40,000,000	2015/01/29
19516	Macquarie Bank Ltd.	China Mobile European Wts Dec 2017 A	0.250	95 per 100 units	2017/12/04	40,000,000	2015/01/29
19496	Macquarie Bank Ltd.	Kingsoft European Warrants Nov 2015 A	0.250	20.880	2015/11/03	40,000,000	2015/01/29
19513	Macquarie Bank Ltd.	Ping An European Warrants Aug 2015 A	0.403	102.500	2015/08/04	25,000,000	2015/01/29
19517	Standard Chartered Bank	HSBC European Warrants Jun 2015 D	0.190	74.900	2015/06/08	80,000,000	2015/01/29

Newly listed derivative warrants (continued)

Code	Issuer	Name of issue	Issue prices (HK\$)	Strike level/ Subscription price (HK\$) per 10 units	Subscription/ exercise period	Unit issued on initial listing	Listing date
19489	Standard Chartered Bank	HSI European Warrants Jul 2015 E	0.150	25,288 per 6,400 units	2015/07/30	100,000,000	2015/01/29
19518	Standard Chartered Bank	PetroChina European Wts Jul 2015 A	0.250	10.88 per unit	2015/07/28	50,000,000	2015/01/29
19494	Standard Chartered Bank	Ping An European Wts Aug 2015 B	0.300	108.880	2015/08/05	80,000,000	2015/01/29
19495	Standard Chartered Bank	Ping An European Wts Dec 2015 B	0.300	118.880	2015/12/03	80,000,000	2015/01/29
10334	SGA Societe Generale Acceptance NV	N225 Eu Put Wt Sep 2015 B	0.150	17,500 per 780 units	2015/09/11	150,000,000	2015/01/29
19522	UBS AG	Minsheng Bank European Warrants Jul 2016 A	0.192	11.000	2016/07/18	70,000,000	2015/01/29
19521	UBS AG	China Mobile European Warrants Mar 2017 B	0.250	96.88 per 100 units	2017/03/27	100,000,000	2015/01/29
19520	UBS AG	Sihuan Pharm European Warrants Nov 2015 A	0.700	6.68 per unit	2015/11/23	20,000,000	2015/01/29
19519	UBS AG	Tencent Holdings European Put Warrants Sep 2015 A	0.150	126.98 per 100 units	2015/09/02	500,000,000	2015/01/29
17139#	Goldman Sachs SP (Asia)	Tencent European Wt Jun 2015 A	0.465	139.91 per 20 units	2015/06/01	80,000,000	2015/01/29
19551	BOCI Asia Ltd.	China Mobile European Warrants Aug 2015 C	0.420	118.080	2015/08/03	100,000,000	2015/01/30
19550	BOCI Asia Ltd.	China Mobile European Put Wts Jan 2017 A	0.160	100 per 100 units	2017/01/09	100,000,000	2015/01/30
19579	BNP Paribas Arbit Issu B.V.	HSI European Wts Oct 2015 A	0.190	26,000 per 7,000 units	2015/10/29	100,000,000	2015/01/30
19580	BNP Paribas Arbit Issu B.V.	HSI Euro Put Wts Aug 2015 A	0.190	23,600 per 7,000 units	2015/08/28	100,000,000	2015/01/30
19568	Credit Suisse AG	China Life European Warrants Aug 2015 B	0.250	41.900	2015/08/14	80,000,000	2015/01/30
19569	Credit Suisse AG	China Mobile European Warrants Dec 2016 B	0.250	97 per 100 units	2016/12/28	150,000,000	2015/01/30
19566	Credit Suisse AG	Ping An European Warrants Jul 2015 C	0.510	106.280	2015/07/31	80,000,000	2015/01/30
19567	Credit Suisse AG	Ping An European Put Warrants Jul 2015 D	0.500	75.600	2015/07/31	80,000,000	2015/01/30
19577	Goldman Sachs SP (Asia)	HSBC European Warrants Sep 2015 C	0.250	84.380	2015/09/30	80,000,000	2015/01/30
19576	Goldman Sachs SP (Asia)	HSI European Put Wts Jun 2015 C	0.150	24,900 per 12,000 units	2015/06/29	150,000,000	2015/01/30
19548	HK Bank	CITIC Bank European Warrants Sep 2015 A	0.400	6.08 per unit	2015/09/30	50,000,000	2015/01/30
19546	HK Bank	China Life European Put Warrants Sep 2015 D	0.300	29.880	2015/09/30	80,000,000	2015/01/30
19549	HK Bank	HSCEI European Warrants Sep 2015 C	0.170	13,868 per 3,800 units	2015/09/29	180,000,000	2015/01/30
19541	HK Bank	HSCEI European Put Warrants Jul 2015 B	0.250	11,988 per 5,000 units	2015/07/30	180,000,000	2015/01/30
19553	HK Bank	HSI European Warrants Apr 2015 H	0.150	24,888 per 7,000 units	2015/04/29	180,000,000	2015/01/30
19544	HK Bank	HSI European Put Warrants Jun 2015 J	0.150	22,088 per 6,500 units	2015/06/29	180,000,000	2015/01/30
19543	HK Bank	HSI European Put Warrants Jul 2015 D	0.250	24,888 per 9,000 units	2015/07/30	180,000,000	2015/01/30
19575	J P Morgan SP BV	Ping An European Warrants Sep 2015 A	0.426	108.880	2015/09/01	100,000,000	2015/01/30
19574	J P Morgan SP BV	Ping An European Put Warrants Aug 2015 C	0.613	78.880	2015/08/03	100,000,000	2015/01/30
19570	Macquarie Bank Ltd.	China Tel European Warrants Aug 2015 A	0.250	5.80 per unit	2015/08/04	40,000,000	2015/01/30
19572	Macquarie Bank Ltd.	Tencent European Put Wts Aug 2015 E	0.667	119.880	2015/08/04	15,000,000	2015/01/30
19571	Macquarie Bank Ltd.	Techtronic Ind European Wts Sep 2015 A	0.323	29.880	2015/09/16	31,000,000	2015/01/30
19564	Standard Chartered Bank	CTel European Warrants Sep 2015 A	0.300	5.68 per unit	2015/09/29	60,000,000	2015/01/30
19563	Standard Chartered Bank	HSCEI European Put Wts Aug 2015 B	0.250	12,200 per 4,000 units	2015/08/28	100,000,000	2015/01/30
19565	Standard Chartered Bank	HSHI ETF European Put Wts Sep15A	0.670	118.000	2015/09/30	40,000,000	2015/01/30
19560	Standard Chartered Bank	HSI European Warrants Sep 2015 A	0.150	28,000 per 7,000 units	2015/09/29	100,000,000	2015/01/30
19559	Standard Chartered Bank	HSI European Warrants Dec 2015 A	0.250	26,688 per 6,500 units	2015/12/30	100,000,000	2015/01/30
19562	Standard Chartered Bank	HSI European Put Wts Jul 2015 F	0.250	25,000 per 7,000 units	2015/07/30	100,000,000	2015/01/30
19561	Standard Chartered Bank	HSI European Put Wts Aug 2015 A	0.250	24,000 per 6,600 units	2015/08/28	100,000,000	2015/01/30
19554	SGA Societe Generale Acceptance N.V.	Ch Mob Eu Wt Aug 15 C	0.325	130.000	2015/08/05	100,000,000	2015/01/30
19537	SGA Societe Generale Acceptance NV	CSOP A50 ETF Eu Wt Jul15D	0.690	16 per unit	2015/07/06	70,000,000	2015/01/30
19555	SGA Societe Generale Acceptance N.V.	CSR Euro Wts Sep 15 A	0.250	11.880	2015/09/02	100,000,000	2015/01/30
19556	SGA Societe Generale Acceptance N.V.	CSR Euro Wts Nov 15 A	0.250	14.880	2015/11/04	100,000,000	2015/01/30

Newly listed derivative warrants (continued)

Code	Issuer	Name of issue	Issue prices (HK\$)	Strike level/ Subscription price (HK\$) per 10 units	Subscription/ exercise period	Unit issued on initial listing	Listing date
19539	SGA Societe Generale Acceptance N.V.	A50 Ch Eu Wt Jul 2015D	0.455	16 per unit	2015/07/06	70,000,000	2015/01/30
19557	SGA Societe Generale Acceptance N.V.	HSBC Eu Wt Jul 2015 B	0.240	75.600	2015/07/06	100,000,000	2015/01/30
19558	SGA Societe Generale Acceptance N.V.	Tencent Eu Wt Jun 15 B	0.310	150 per 20 units	2015/06/08	150,000,000	2015/01/30
19540	SGA Societe Generale Acceptance N.V.	Tencent Eu Wt Jan 17 A	0.205	149.88 per 100 units	2017/01/04	500,000,000	2015/01/30
19573	UBS AG	HSI European Put Warrants Jun 2015 G	0.190	23,800 per 7,000 units	2015/06/29	300,000,000	2015/01/30
19598	Goldman Sachs SP (Asia)	PICC European Warrants Mar 2016 A	0.252	17.880	2016/03/31	80,000,000	2015/02/02
19596	Goldman Sachs SP (Asia)	Tencent European Wt Dec 2016 B	0.250	160 per 100 units	2016/12/30	120,000,000	2015/02/02
19595	Goldman Sachs SP (Asia)	Tencent European Put Wt Aug 2015 B	0.150	135 per 100 units	2015/08/26	120,000,000	2015/02/02
19594	J P Morgan SP BV	Tencent European Put Warrants Dec 2015 E	0.154	128 per 100 units	2015/12/01	300,000,000	2015/02/02
19589	Macquarie Bank Ltd.	Tencent European Warrants Aug 2015 F	0.400	190.080	2015/08/04	25,000,000	2015/02/02
19581	Standard Chartered Bank	GCL-Poly Energy Eur Wts Nov 2015 A	0.250	2.28 per unit	2015/11/30	40,000,000	2015/02/02
19592	Standard Chartered Bank	Kingsoft European Wts Oct 2015 A	0.250	21.880	2015/10/06	100,000,000	2015/02/02
19590	Standard Chartered Bank	Sands China Euro Wts Aug 2015 B	0.250	45.880	2015/08/11	100,000,000	2015/02/02
19593	Standard Chartered Bank	Tencent Hldg Euro Wts Aug 2015 B	0.400	168.880	2015/08/04	40,000,000	2015/02/02
19583	SGA Societe Generale Acceptance N.V.	CMob Eu Put Wt Aug15D	0.445	92.000	2015/08/05	70,000,000	2015/02/02
19586	SGA Societe Generale Acceptance N.V.	CP&CC Eu Wt Aug 2015A	0.330	6.80 per unit	2015/08/05	80,000,000	2015/02/02
19582	SGA Societe Generale Acceptance NV	CSOP A50 ETF Eu Wt Aug15C	0.150	14.380	2015/08/05	300,000,000	2015/02/02
19584	SGA Societe Generale Acceptance N.V.	Petch Eu Wt Sep 2015A	0.455	10 per unit	2015/09/02	60,000,000	2015/02/02
19587	SGA Societe Generale Acceptance N.V.	Tencent Eu Wt Jul 15 A	0.620	159.980	2015/07/06	80,000,000	2015/02/02
19588	SGA Societe Generale Acceptance N.V.	Tencent Eu Wt Aug 15 A	0.420	180.000	2015/08/05	80,000,000	2015/02/02
19599	UBS AG	Kingsoft European Warrants Oct 2015 A	0.250	21.880	2015/10/12	100,000,000	2015/02/02
19600	UBS AG	Tencent Holdings European Warrants May 2015 A	0.480	169.980	2015/05/26	50,000,000	2015/02/02
18310*	J P Morgan SP BV	China Life European Warrants Jul 2015 A	0.320	31.500	2015/07/03	200,000,000	2015/02/02
19604	BNP Paribas Arbit Issu B.V.	Anhui Conch Euro Wt Feb 2016 A	0.250	35.000	2016/02/02	80,000,000	2015/02/03
19603	BNP Paribas Arbit Issu B.V.	Ch Railway Euro Wts Dec 2017 A	0.200	7.500	2017/12/04	50,000,000	2015/02/03
19602	BNP Paribas Arbit Issu B.V.	Geely Auto Euro Wts Oct 2015 A	0.300	4 per unit	2015/10/05	50,000,000	2015/02/03
19640	Daiwa Capital Mkt	China Mobile European Wts Jul 2015 B	0.470	112.880	2015/07/28	98,000,000	2015/02/03
19639	Daiwa Capital Mkt	China Mobile European Wts Sep 2015 A	0.250	143.880	2015/09/30	108,000,000	2015/02/03
19641	Daiwa Capital Mkt	China Mobile European Put Wts Jul 2015 C	0.210	84.980	2015/07/06	80,000,000	2015/02/03
19642	Daiwa Capital Mkt	HKEx European Warrants Aug 2015 B	0.250	168 per 100 units	2015/08/03	208,000,000	2015/02/03
19605	Bank of East Asia	CGS European Warrants Jun 2016 A	0.250	9.688	2016/06/02	60,000,000	2015/02/03
19635	Bank of East Asia	Li & Fung European Warrants Aug 2015 A	0.250	9.88 per unit	2015/08/28	40,000,000	2015/02/03
19636	Bank of East Asia	Ping An European Warrants Dec 2016 B	0.200	93.88 per 100 units	2016/12/30	100,000,000	2015/02/03
19634	Bank of East Asia	Tencent Holdings European Put Wts Dec15A	0.150	128 per 100 units	2015/12/09	70,000,000	2015/02/03
19626	Goldman Sachs SP (Asia)	AIA European Put Wts Aug 2015 A	0.257	40.380	2015/08/28	80,000,000	2015/02/03
19637	Goldman Sachs SP (Asia)	A50 China Euro Put Wts Dec 2015 A	0.215	12.990	2015/12/31	80,000,000	2015/02/03
19624	Goldman Sachs SP (Asia)	Kingsoft European Wts Oct 2015 A	0.256	22.000	2015/10/29	80,000,000	2015/02/03
19625	Goldman Sachs SP (Asia)	Sands China Eur Put Wts Aug 2015 A	0.456	36.880	2015/08/28	80,000,000	2015/02/03
19608	HK Bank	Anhui Conch European Warrants Sep 2015 A	0.250	31.880	2015/09/30	80,000,000	2015/02/03
19606	HK Bank	BOCL European Warrants Sep 2015 A	0.250	5.03 per unit	2015/09/30	80,000,000	2015/02/03
19607	HK Bank	CITIC European Warrants Nov 2015 A	0.150	14.300	2015/11/02	80,000,000	2015/02/03
19615	HK Bank	HKEx European Warrants Jun 2016 A	0.150	258.98 per 100 units	2016/06/30	180,000,000	2015/02/03
19611	HK Bank	Kingsoft European Warrants Sep 2015 A	0.250	21.380	2015/09/30	80,000,000	2015/02/03

Newly listed derivative warrants (continued)

Code	Issuer	Name of issue	Issue prices (HK\$)	Strike level/ Subscription price (HK\$) per 10 units	Subscription/ exercise period	Unit issued on initial listing	Listing date
19614	HK Bank	Lenovo European Warrants Jun 2016 B	0.150	12.000	2016/06/29	100,000,000	2015/02/03
19613	HK Bank	Ping An European Warrants Dec 2016 A	0.200	93.93 per 100 units	2016/12/21	280,000,000	2015/02/03
19612	HK Bank	Tencent European Put Warrants Aug 2015 B	0.150	133.70 per 100 units	2015/08/28	150,000,000	2015/02/03
19638	J P Morgan SP BV	HSI European Put Warrants Jun 2015 G	0.151	25,000 per 12,000 units	2015/06/29	300,000,000	2015/02/03
10335	J P Morgan SP BV	N225 Index Euro Wts Dec 2015 A	0.165	19,000 per 620 units	2015/12/11	200,000,000	2015/02/03
10336	J P Morgan SP BV	N225 Idx Euro Put Wts Sep 2015A	0.251	16,500 per 400 units	2015/09/11	150,000,000	2015/02/03
19601	Macquarie Bank Ltd.	China Shenhua European Wts Nov 2015 A	0.250	21.880	2015/11/03	40,000,000	2015/02/03
19628	Macquarie Bank Ltd.	CSR European Warrants Apr 2016 A	0.250	15.000	2016/04/05	40,000,000	2015/02/03
19627	Macquarie Bank Ltd.	Hanergy TFP European Warrants Nov 15 A	0.627	5.28 per unit	2015/11/17	16,000,000	2015/02/03
19620	Standard Chartered Bank	CAM CSI300 European Wts Sep 2015 A	0.250	52.000	2015/09/21	50,000,000	2015/02/03
19616	Standard Chartered Bank	Ch Comm Cons Eur Wts Jan 2016 A	0.250	9.500	2016/01/29	150,000,000	2015/02/03
19617	Standard Chartered Bank	CITIC Sec European Wts Sep 2015 A	0.250	33.000	2015/09/30	80,000,000	2015/02/03
19621	Standard Chartered Bank	A50 China Euro Put Wts Mar 2016 B	0.150	11.380	2016/03/22	80,000,000	2015/02/03
19619	Standard Chartered Bank	Haitong Sec Euro Wts Sep 2015 A	0.250	20.880	2015/09/30	80,000,000	2015/02/03
19622	SGA Societe Generale Acceptance N.V.	CGS Euro Wts Nov 15 A	0.250	8.680	2015/11/04	100,000,000	2015/02/03
19629	SGA Societe Generale Acceptance N.V.	A50 Ch Eu Put Wt Aug15C	1.040	12 per unit	2015/08/05	70,000,000	2015/02/03
19623	SGA Societe Generale Acceptance N.V.	Ping An Eu Wt Jan 17 B	0.165	93.88 per 100 units	2017/01/04	600,000,000	2015/02/03
19632	UBS AG	Galaxy Ent European Warrants Jul 2015 A	0.310	50.050	2015/07/28	60,000,000	2015/02/03
19630	UBS AG	Galaxy Ent European Put Warrants Oct 2015 B	0.510	38.880	2015/10/19	60,000,000	2015/02/03
19633	UBS AG	Sands China European Warrants Jun 2015 B	0.190	47.150	2015/06/29	60,000,000	2015/02/03
19631	UBS AG	SPDR Gold Trust European Warrants Aug 2015 A	0.250	1,138 per 100 units	2015/08/10	40,000,000	2015/02/03
19643	BOCI Asia Ltd.	CSOP A50 ETF European Warrants Mar 2016 A	0.180	14.300	2016/03/29	100,000,000	2015/02/04
19644	BOCI Asia Ltd.	A50 China European Warrants Jan 2016 A	0.150	13.760	2016/01/11	100,000,000	2015/02/04
19656	Credit Suisse AG	AIA European Warrants Nov 2015 B	0.250	54.800	2015/11/30	80,000,000	2015/02/04
19655	Credit Suisse AG	Kingsoft European Warrants Aug 2015 A	0.250	22.500	2015/08/31	80,000,000	2015/02/04
19645	HK Bank	Galaxy Ent European Warrants Aug 2015 A	0.300	50.880	2015/08/03	80,000,000	2015/02/04
19646	HK Bank	Ping An European Warrants Sep 2016 A	0.180	87.25 per 100 units	2016/09/30	280,000,000	2015/02/04
19658	J P Morgan SP BV	China Taiping European Wts Sep 2015 A	0.252	28.000	2015/09/02	60,000,000	2015/02/04
19657	J P Morgan SP BV	SHK Ppt European Warrants Sep 2015 A	0.269	146.880	2015/09/02	60,000,000	2015/02/04
19653	Macquarie Bank Ltd.	Macau Legend European Warrants Apr16 A	0.731	6 per unit	2016/04/05	14,000,000	2015/02/04
19650	Standard Chartered Bank	Avichina European Warrants Aug15 A	0.350	6.50 per unit	2015/08/31	40,000,000	2015/02/04
19652	Standard Chartered Bank	Lenovo European Wts Oct 2015 A	0.250	13.80 per unit	2015/10/02	60,000,000	2015/02/04
19651	Standard Chartered Bank	Techtronic Ind Euro Wts Dec 2015 A	0.250	30.000	2015/12/18	50,000,000	2015/02/04
19654	SGA Societe Generale Acceptance N.V.	Galaxy Eu Put Wt Aug15B	0.215	34.880	2015/08/05	80,000,000	2015/02/04
19647	SGA Societe Generale Acceptance N.V.	HSBC Eu Wt Dec 2015 A	0.170	84.000	2015/12/02	100,000,000	2015/02/04
19648	SGA Societe Generale Acceptance N.V.	HSBC Eu Put Wt Sep15 D	0.235	64.880	2015/09/02	100,000,000	2015/02/04
19649	SGA Societe Generale Acceptance N.V.	Kingsoft Eu Wt Dec15A	0.215	23.000	2015/12/02	70,000,000	2015/02/04
19659	UBS AG	Sands China European Put Warrants Aug 2015 A	0.470	36.880	2015/08/10	60,000,000	2015/02/04
19660	UBS AG	Tencent Holdings European Put Warrants Aug 2015 C	0.680	116.880	2015/08/10	50,000,000	2015/02/04
19667	Credit Suisse AG	China Life European Warrants Aug 2015 C	0.150	36.000	2015/08/24	80,000,000	2015/02/05
19666	Credit Suisse AG	CSOP A50 ETF European Warrants Nov 2015 C	0.250	12.900	2015/11/30	150,000,000	2015/02/05
19677	Daiwa Capital Mkt	BOC HK European Warrants Sep 2015 A	0.250	24.880	2015/09/01	98,000,000	2015/02/05
19676	Daiwa Capital Mkt	BOCL European Warrants Sep 2015 C	0.380	4.288 per unit	2015/09/01	108,000,000	2015/02/05

Newly listed derivative warrants (continued)

Code	Issuer	Name of issue	Issue prices (HK\$)	Strike level/ Subscription price (HK\$) per 10 units	Subscription/ exercise period	Unit issued on initial listing	Listing date
19675	Daiwa Capital Mkt	China Life European Warrants Aug 2015 C	0.460	28.550	2015/08/26	108,000,000	2015/02/05
19680	Daiwa Capital Mkt	HSBC European Warrants Aug 2015 C	0.290	72.880	2015/08/04	98,000,000	2015/02/05
19685	Goldman Sachs SP (Asia)	Techtronic Ind European Wts Nov15A	0.250	28.800	2015/11/30	60,000,000	2015/02/05
19684	Goldman Sachs SP (Asia)	ZTE European Warrants Nov 2015 A	0.250	18.880	2015/11/30	60,000,000	2015/02/05
19665	HK Bank	AIA European Warrants Jul 2015 B	0.150	53.930	2015/07/14	80,000,000	2015/02/05
19664	HK Bank	HSI European Warrants Dec 2015 A	0.250	27,388 per 6,000 units	2015/12/30	180,000,000	2015/02/05
19683	J P Morgan SP BV	GCL-Poly European Warrants Sep 2015 A	0.252	1.98 per unit	2015/09/02	100,000,000	2015/02/05
19682	J P Morgan SP BV	Galaxy Ent European Warrants Sep 2015 A	0.265	50.000	2015/09/02	100,000,000	2015/02/05
19686	Macquarie Bank Ltd.	A50 China European Put Wts Sep 2015 A	0.400	9 per unit	2015/09/02	25,000,000	2015/02/05
19681	Macquarie Bank Ltd.	A50 China European Put Wts Feb 2017 A	0.250	10.880	2017/02/02	40,000,000	2015/02/05
19687	Standard Chartered Bank	Anhui Conch Eur Put Wt Dec 2015 A	0.250	22.000	2015/12/30	50,000,000	2015/02/05
19674	Standard Chartered Bank	AIA European Warrants Sep 2015 B	0.300	48.000	2015/09/30	80,000,000	2015/02/05
19673	Standard Chartered Bank	AIA European Put Wts Sep 2015 A	0.250	40.280	2015/09/01	80,000,000	2015/02/05
19668	Standard Chartered Bank	HSI European Warrants Aug 2015 B	0.150	25,900 per 6,400 units	2015/08/28	100,000,000	2015/02/05
19671	Standard Chartered Bank	HSI European Put Wts Sep 2015 B	0.250	24,600 per 8,000 units	2015/09/29	100,000,000	2015/02/05
19672	Standard Chartered Bank	Link REIT European Wts Sep 2015 A	0.300	58.000	2015/09/30	50,000,000	2015/02/05
19661	SGA Societe Generale Acceptance N.V.	HSI Eur Wt Jul 2015 D	0.150	25,300 per 6,400 units	2015/07/30	150,000,000	2015/02/05
19662	SGA Societe Generale Acceptance N.V.	HSI Eur Wt Aug 2015 C	0.150	25,800 per 6,400 units	2015/08/28	150,000,000	2015/02/05
19663	SGA Societe Generale Acceptance N.V.	HSI Eur Wt Oct 2015 A	0.150	26,000 per 7,000 units	2015/10/29	150,000,000	2015/02/05
14133 [#]	HK Bank	Lenovo European Warrants Aug 2016 A	0.089	11.520	2016/08/01	120,000,000	2015/02/05
16557 [#]	HK Bank	HKEx European Warrants Jun 2015 A	0.094	188.98 per 100 units	2015/06/30	128,000,000	2015/02/05
19700	J P Morgan SP BV	CSOP A50 ETF European Warrants Jun 2015 B	0.675	14.38 per unit	2015/06/04	100,000,000	2015/02/06
19691	Standard Chartered Bank	Angang Steel European Wts Sep 15 A	0.480	7 per unit	2015/09/21	40,000,000	2015/02/06
19699	Standard Chartered Bank	CGS European Warrants Dec 2015 B	0.250	8.880	2015/12/04	100,000,000	2015/02/06
19694	Standard Chartered Bank	China Life European Wts Nov 2015 B	0.250	35.350	2015/11/30	100,000,000	2015/02/06
19693	Standard Chartered Bank	CSR European Warrants Dec 2015 A	0.250	10.000	2015/12/18	150,000,000	2015/02/06
19692	Standard Chartered Bank	CSR European Warrants Nov 2016 A	0.250	15.000	2016/11/30	150,000,000	2015/02/06
19696	Standard Chartered Bank	ICBC European Warrants Aug 2015 A	0.250	5.88 per unit	2015/08/07	80,000,000	2015/02/06
19688	SGA Societe Generale Acceptance N.V.	CCoal Eu Wt Sep 2015 A	0.400	4.50 per unit	2015/09/02	30,000,000	2015/02/06
19697	UBS AG	AIA European Warrants Aug 2015 A	0.250	50.880	2015/08/24	100,000,000	2015/02/06
19438 [#]	Standard Chartered Bank	China Life European Wts Jul 2015 A	0.090	36.680	2015/07/03	120,000,000	2015/02/06
19714	BNP Paribas Arbit Issu B.V.	CSOP A50 ETF Eu Wts Apr 2016 A	0.150	15.000	2016/04/05	100,000,000	2015/02/09
19715	BNP Paribas Arbit Issu B.V.	A50 China Euro Wts Oct 2016 A	0.150	14.880	2016/10/04	100,000,000	2015/02/09
19712	BNP Paribas Arbit Issu B.V.	Gome European Wts Jul 2016 A	0.250	1.30 per unit	2016/07/05	50,000,000	2015/02/09
19711	BNP Paribas Arbit Issu B.V.	SHK Ppt Euro Wts Jan 2017 A	0.200	123 per 100 units	2017/01/04	100,000,000	2015/02/09
19713	BNP Paribas Arbit Issu B.V.	ZTE European Wts Mar 2016 A	0.250	19.800	2016/03/02	60,000,000	2015/02/09
19703	HK Bank	Minsheng Bank European Warrants Jul 2016 A	0.160	10.100	2016/07/06	180,000,000	2015/02/09
19706	HK Bank	Minsheng Bank European Warrants Jul 2016 B	0.150	11.000	2016/07/28	180,000,000	2015/02/09
19705	HK Bank	China Mobile European Warrants Dec 2016 B	0.160	97.05 per 100 units	2016/12/19	180,000,000	2015/02/09
19717	J P Morgan SP BV	Goldwind European Warrants Aug 2015 A	0.251	14.000	2015/08/31	80,000,000	2015/02/09
19709	Macquarie Bank Ltd.	Minsheng Bank European Wts Aug 2016 A	0.160	10.980	2016/08/01	63,000,000	2015/02/09
19716	SGA Societe Generale Acceptance N.V.	CCCCL Eu Wt Dec 2015 A	0.150	9.880	2015/12/02	150,000,000	2015/02/09
19708	SGA Societe Generale Acceptance NV	Minsheng Bk Eu Wt Aug16 A	0.150	10.980	2016/08/01	150,000,000	2015/02/09

Newly listed derivative warrants (continued)

Code	Issuer	Name of issue	Issue prices (HK\$)	Strike level/ Subscription price (HK\$) per 10 units	Subscription/ exercise period	Unit issued on initial listing	Listing date
19707	SGA Societe Generale Acceptance NV	Minsheng Bk Eu Wt Oct16 A	0.250	8.500	2016/10/05	150,000,000	2015/02/09
19710	UBS AG	Minsheng Bank European Warrants Jul 2015 C	0.580	10.52 per unit	2015/07/27	40,000,000	2015/02/09
19701	UBS AG	Minsheng Bank European Warrants Jun 2016 A	0.165	10.100	2016/06/24	70,000,000	2015/02/09
19734	Credit Suisse AG	Ch Comm Cons European Warrants Nov 2015 A	0.150	9.890	2015/11/30	120,000,000	2015/02/10
19741	Bank of East Asia	CPIC European Warrants Aug 2015 A	0.265	46.880	2015/08/31	40,000,000	2015/02/10
19742	Bank of East Asia	CSOP A50 ETF European Wts Apr 2016 A	0.170	13.980	2016/04/28	70,000,000	2015/02/10
19740	Goldman Sachs SP (Asia)	HSI European Warrants Jun 2015 D	0.155	24,500 per 6,800 units	2015/06/29	150,000,000	2015/02/10
19725	HK Bank	AIA European Put Warrants Jul 2015 C	0.180	41.830	2015/07/24	80,000,000	2015/02/10
19723	HK Bank	China COSCO European Warrants Aug 2015 A	0.300	4.38 per unit	2015/08/31	50,000,000	2015/02/10
19724	HK Bank	Sinopec Corp European Warrants Oct 2015 A	0.300	6.48 per unit	2015/10/05	80,000,000	2015/02/10
19721	HK Bank	HSCEI European Warrants Aug 2015 A	0.150	12,388 per 4,000 units	2015/08/28	180,000,000	2015/02/10
19722	HK Bank	HSI European Put Warrants Aug 2015 A	0.250	24,388 per 8,000 units	2015/08/28	180,000,000	2015/02/10
19720	HK Bank	Tencent European Warrants Dec 2016 B	0.170	160.10 per 100 units	2016/12/21	180,000,000	2015/02/10
19739	Macquarie Bank Ltd.	Ch Southern Air Euro Wts Oct 2015 A	0.406	5.90 per unit	2015/10/05	25,000,000	2015/02/10
19736	Macquarie Bank Ltd.	Greatwall Motor European Wts Sep 2015 A	0.250	59.000	2015/09/02	40,000,000	2015/02/10
19738	Macquarie Bank Ltd.	Haier Elec European Wts Dec 2015 A	0.286	23.880	2015/12/16	35,000,000	2015/02/10
19718	Macquarie Bank Ltd.	Li & Fung European Warrants Oct 2015 A	0.250	9.50 per unit	2015/10/05	40,000,000	2015/02/10
19719	Macquarie Bank Ltd.	Stanchart European Warrants Oct 2015 A	0.250	123.000	2015/10/05	40,000,000	2015/02/10
19730	Standard Chartered Bank	BOC HK European Wts Mar 2016 A	0.150	30.380	2016/03/29	80,000,000	2015/02/10
19729	Standard Chartered Bank	Greatwall Motor Euro Wt Aug 2015 A	0.250	52.880	2015/08/10	60,000,000	2015/02/10
19727	Standard Chartered Bank	HSCEI European Warrants Dec 2015 B	0.250	12,800 per 4,000 units	2015/12/30	150,000,000	2015/02/10
19726	Standard Chartered Bank	HSCEI European Put Wts Sep 2015 D	0.250	11,000 per 4,000 units	2015/09/29	150,000,000	2015/02/10
19728	Standard Chartered Bank	Sands China Eu Put Wts Aug 2015 C	0.360	35.880	2015/08/11	100,000,000	2015/02/10
19733	SGA Societe Generale Acceptance N.V.	Galaxy Ent Eu Wt Aug15C	0.270	48.880	2015/08/05	80,000,000	2015/02/10
19731	SGA Societe Generale Acceptance N.V.	Stanchart Eu Wt Oct15 A	0.650	108.880	2015/10/05	16,000,000	2015/02/10
19754	Goldman Sachs SP (Asia)	Ch South Air European Wts Dec15A	0.475	4.50 per unit	2015/12/28	30,000,000	2015/02/11
19756	Goldman Sachs SP (Asia)	China Travel HK European Wt Dec15A	0.325	3 per unit	2015/12/28	35,000,000	2015/02/11
19755	Goldman Sachs SP (Asia)	Goldwind European Warrants Dec15 A	0.252	13.280	2015/12/28	40,000,000	2015/02/11
19751	J P Morgan SP BV	BEA European Warrants Nov 2015 A	0.152	35.880	2015/11/30	68,000,000	2015/02/11
19752	J P Morgan SP BV	PetroChina European Warrants Sep 2015 A	0.326	10 per unit	2015/09/01	100,000,000	2015/02/11
19753	J P Morgan SP BV	Tencent European Warrants Dec 2016 A	0.178	160 per 100 units	2016/12/30	300,000,000	2015/02/11
19743	Standard Chartered Bank	China Life European Wts Jul 2015 B	0.185	40.000	2015/07/27	120,000,000	2015/02/11
19745	Standard Chartered Bank	China Life European Wts Oct 2015 B	0.210	43.430	2015/10/23	120,000,000	2015/02/11
19746	Standard Chartered Bank	China Life European Wts Jan 2016 A	0.250	48.000	2016/01/08	100,000,000	2015/02/11
19748	Standard Chartered Bank	HSBC European Warrants Aug 2015 A	0.250	76.880	2015/08/10	100,000,000	2015/02/11
19747	Standard Chartered Bank	HSBC European Warrants Jan 2016 A	0.250	82.800	2016/01/29	100,000,000	2015/02/11
19749	SGA Societe Generale Acceptance N.V.	Lenovo Eu Wt Sep 15 A	0.720	13.88 per unit	2015/09/02	14,000,000	2015/02/11
19750	UBS AG	CNOOC European Warrants Sep 2016 A	0.150	12.120	2016/09/26	100,000,000	2015/02/11
19779	Credit Suisse AG	China Mobile European Warrants Jul 2015 C	0.230	132.900	2015/07/31	80,000,000	2015/02/12
19781	Credit Suisse AG	China Mobile European Warrants Nov 2016 A	0.250	103.60 per 100 units	2016/11/30	150,000,000	2015/02/12
19780	Credit Suisse AG	China Mobile European Put Wts Jul 2015 D	0.430	96.830	2015/07/31	80,000,000	2015/02/12
19788	Goldman Sachs SP (Asia)	CSOP A50 ETF Eu Put Wts Aug 2015 A	0.700	11.28 per unit	2015/08/28	80,000,000	2015/02/12
19787	Goldman Sachs SP (Asia)	A50 China Euro Put Wts Aug 2015 A	0.689	10.68 per unit	2015/08/28	80,000,000	2015/02/12

Newly listed derivative warrants (continued)

Code	Issuer	Name of issue	Issue prices (HK\$)	Strike level/ Subscription price (HK\$) per 10 units	Subscription/ exercise period	Unit issued on initial listing	Listing date
19782	J P Morgan SP BV	China Life European Warrants Nov 2015 A	0.253	40.880	2015/11/02	100,000,000	2015/02/12
19785	J P Morgan SP BV	China Mob European Wts Sep 2015 A	0.293	125.000	2015/09/02	100,000,000	2015/02/12
19786	J P Morgan SP BV	China Mob European Put Wts Aug 2015 C	0.400	96.880	2015/08/03	100,000,000	2015/02/12
19783	J P Morgan SP BV	Chi Res Power European Wts Nov 2015 A	0.252	23.500	2015/11/03	80,000,000	2015/02/12
19784	J P Morgan SP BV	Datang European Wts Sep 2015 A	0.252	4.38 per unit	2015/09/02	60,000,000	2015/02/12
19789	J P Morgan SP BV	Huaneng Power European Wts Oct 2016 A	0.250	10.880	2016/10/31	60,000,000	2015/02/12
19767	Macquarie Bank Ltd.	China Mobile European Wts Sep 2015 A	0.250	147.500	2015/09/02	40,000,000	2015/02/12
19768	Macquarie Bank Ltd.	China Mobile European Wts Dec 2017 B	0.250	102.50 per 100 units	2017/12/04	40,000,000	2015/02/12
19765	Macquarie Bank Ltd.	Datang European Warrants Aug 2015 A	0.250	5.28 per unit	2015/08/12	40,000,000	2015/02/12
19760	Macquarie Bank Ltd.	Tencent European Warrants Sep 2015 B	1.000	139.880	2015/09/02	15,000,000	2015/02/12
19761	Macquarie Bank Ltd.	Tencent European Warrants Sep 2015 C	0.669	159.880	2015/09/02	15,000,000	2015/02/12
19762	Macquarie Bank Ltd.	Tencent European Warrants Sep 2015 D	0.500	179.880	2015/09/02	20,000,000	2015/02/12
19763	Macquarie Bank Ltd.	Tencent European Warrants Sep 2015 E	0.334	199.880	2015/09/02	30,000,000	2015/02/12
19764	Macquarie Bank Ltd.	Tencent European Put Wts Sep 2015 F	0.500	110.080	2015/09/02	20,000,000	2015/02/12
19758	Standard Chartered Bank	Minsheng Bank Euro Wts Jun 2016 A	0.150	10.100	2016/06/24	200,000,000	2015/02/12
19778	Standard Chartered Bank	China Mobile Eur Put Wt Jul 2015 B	0.300	96.880	2015/07/24	80,000,000	2015/02/12
19757	Standard Chartered Bank	HS H-SHARE European Wts Oct 2015 A	0.500	130.000	2015/10/06	40,000,000	2015/02/12
19759	Standard Chartered Bank	Tracker Fund Eu Put Wt Dec 2015 A	0.250	24.000	2015/12/31	60,000,000	2015/02/12
19769	SGA Societe Generale Acceptance N.V.	CLife Eu Wt Aug 2015 C	0.150	38.380	2015/08/05	150,000,000	2015/02/12
19771	UBS AG	China Mobile European Warrants Aug 2015 B	0.420	123.880	2015/08/11	100,000,000	2015/02/12
19775	UBS AG	China Mobile European Put Warrants Aug 2015 C	0.150	82.050	2015/08/03	100,000,000	2015/02/12
19773	UBS AG	CSOP A50 ETF European Warrants Aug 2015 B	0.510	18.18 per unit	2015/08/17	80,000,000	2015/02/12
19774	UBS AG	A50 China European Warrants Dec 2015 B	0.170	13.420	2015/12/23	300,000,000	2015/02/12
19772	UBS AG	HSI European Warrants Aug 2015 C	0.160	25,800 per 6,400 units	2015/08/28	300,000,000	2015/02/12
19766	UBS AG	HSI European Put Warrants Aug 2015 B	0.290	24,600 per 7,000 units	2015/08/28	300,000,000	2015/02/12
19776	UBS AG	ICBC European Warrants Jul 2015 A	0.150	6.29 per unit	2015/07/03	100,000,000	2015/02/12
19777	UBS AG	Tencent Holdings European Warrants Oct 2016 A	0.250	158.88 per 100 units	2016/10/12	500,000,000	2015/02/12
19793	HK Bank	China Mobile European Warrants Jul 2015 E	0.320	122.900	2015/07/31	80,000,000	2015/02/13
19791	HK Bank	CSOP A50 ETF European Warrants Jun 2015 E	0.520	14.10 per unit	2015/06/01	50,000,000	2015/02/13
19790	HK Bank	A50 China European Warrants Jun 2015 E	0.450	13.68 per unit	2015/06/04	50,000,000	2015/02/13
19792	HK Bank	ICBC European Warrants Aug 2015 C	0.380	5.48 per unit	2015/08/31	80,000,000	2015/02/13
19813	J P Morgan SP BV	Anta Sports European Warrants Dec 2015 A	0.250	15.650	2015/12/31	100,000,000	2015/02/13
19807	J P Morgan SP BV	China Shenhua European Wts Jun 2015 B	0.150	22.800	2015/06/29	80,000,000	2015/02/13
19808	J P Morgan SP BV	Fosun Intl European Warrants Jul 2016 A	0.250	13.500	2016/07/15	80,000,000	2015/02/13
19812	J P Morgan SP BV	Geely Auto European Warrants Sep 2015 A	0.285	3.88 per unit	2015/09/02	100,000,000	2015/02/13
19809	J P Morgan SP BV	Hanergy TFP European Warrants Sep 2015 A	0.423	5.25 per unit	2015/09/02	80,000,000	2015/02/13
19811	J P Morgan SP BV	China Mengniu European Warrants Oct 2015A	0.258	42.000	2015/10/02	100,000,000	2015/02/13
19795	Macquarie Bank Ltd.	CNOOC European Warrants Nov 2015 A	0.400	14.98 per unit	2015/11/03	25,000,000	2015/02/13
19798	Macquarie Bank Ltd.	Cathay Pacific European Wts Jun 2016 A	0.250	20.000	2016/06/02	40,000,000	2015/02/13
19797	Macquarie Bank Ltd.	Hanergy TFP European Warrants Jan 16 A	0.626	6.88 per unit	2016/01/18	16,000,000	2015/02/13
19800	Macquarie Bank Ltd.	Lenovo European Warrants Oct 2015 A	0.500	14.98 per unit	2015/10/05	20,000,000	2015/02/13
19799	Macquarie Bank Ltd.	Goldwind European Warrants Mar 2016 A	0.400	13.880	2016/03/16	25,000,000	2015/02/13
19794	Macquarie Bank Ltd.	Yanzhou Coal European Wts Sep 2015 A	0.557	7.28 per unit	2015/09/02	18,000,000	2015/02/13

Newly listed derivative warrants (continued)

Code	Issuer	Name of issue	Issue prices (HK\$)	Strike level/ Subscription price (HK\$) per 10 units	Subscription/ exercise period	Unit issued on initial listing	Listing date
19796	Macquarie Bank Ltd.	ZTE European Warrants Mar 2016 A	0.304	17.880	2016/03/16	33,000,000	2015/02/13
19801	Standard Chartered Bank	BOCL European Warrants Aug 2015 B	0.150	5.08 per unit	2015/08/26	100,000,000	2015/02/13
19804	Standard Chartered Bank	CM Bank European Wts Sep 2015 A	0.250	18.000	2015/09/08	80,000,000	2015/02/13
19805	Standard Chartered Bank	Sinopec Corp Euro Wts Mar 2016 A	0.250	8.50 per unit	2016/03/31	80,000,000	2015/02/13
19802	Standard Chartered Bank	A50 China Euro Warrants Jan 2016 A	0.600	13.80 per unit	2016/01/29	60,000,000	2015/02/13
19803	Standard Chartered Bank	Tracker Fund Euro Wts Sep 2016 A	0.250	26.000	2016/09/30	60,000,000	2015/02/13
19806	SGA Societe Generale Acceptance NV	CSOP A50 ETF Eu Wt Dec15B	0.170	12.900	2015/12/02	300,000,000	2015/02/13
19821	BNP Paribas Arbit Issu B.V.	CHALCO European Wts Dec 2015 A	0.340	4.40 per unit	2015/12/02	30,000,000	2015/02/16
19820	BNP Paribas Arbit Issu B.V.	China COSCO Euro Wt Dec 2015 A	0.360	4.80 per unit	2015/12/02	29,000,000	2015/02/16
19822	BNP Paribas Arbit Issu B.V.	Ch Mobile Euro Wts Dec 2016 A	0.250	100 per 100 units	2016/12/02	100,000,000	2015/02/16
19823	BNP Paribas Arbit Issu B.V.	Ch Mobile Eu Put Wt Oct 2015 A	0.250	82.000	2015/10/05	100,000,000	2015/02/16
19818	BNP Paribas Arbit Issu B.V.	Esprit European Wts Aug 2017 A	0.250	9.000	2017/08/02	50,000,000	2015/02/16
19819	BNP Paribas Arbit Issu B.V.	SJM Holdings Eu Wts Oct 2016 A	0.150	13.880	2016/10/04	80,000,000	2015/02/16
19826	Goldman Sachs SP (Asia)	CNOOC European Warrants Sep 2015 A	0.419	13.50 per unit	2015/09/30	80,000,000	2015/02/16
19828	Goldman Sachs SP (Asia)	A50 China European Wts Aug 2015 B	0.895	13.08 per unit	2015/08/28	80,000,000	2015/02/16
19827	Goldman Sachs SP (Asia)	Huadian Power European Wts Sep15 A	0.778	6.88 per unit	2015/09/30	80,000,000	2015/02/16
19825	Goldman Sachs SP (Asia)	Lenovo European Wts Aug 2015 A	0.464	14.38 per unit	2015/08/31	60,000,000	2015/02/16
19816	Standard Chartered Bank	CSOP A50 ETF Euro Wts Sep 2015 A	0.150	13.380	2015/09/08	120,000,000	2015/02/16
19814	Standard Chartered Bank	CSOP A50 ETF Euro Wts Nov 2015 B	0.150	12.880	2015/11/27	120,000,000	2015/02/16
19815	Standard Chartered Bank	A50 China Euro Warrants Oct 2015 A	0.150	12.980	2015/10/08	120,000,000	2015/02/16
19824	SGA Societe Generale Acceptance NV	Sands Ch Eu Put Wt Aug15B	0.465	36.880	2015/08/05	80,000,000	2015/02/16
19831	BNP Paribas Arbit Issu B.V.	CGS European Warrants Dec 15 B	0.160	12.480	2015/12/02	65,000,000	2015/02/17
19830	BNP Paribas Arbit Issu B.V.	Ch Shenhua Euro Wts Sep 2016 A	0.250	29.800	2016/09/02	50,000,000	2015/02/17
19832	BNP Paribas Arbit Issu B.V.	Li & Fung Euro Wts Nov 2015 A	0.290	10.08 per unit	2015/11/03	38,000,000	2015/02/17
19829	BNP Paribas Arbit Issu B.V.	Ping An European Wt Nov 2015 B	0.250	125.000	2015/11/03	100,000,000	2015/02/17
19841	Goldman Sachs SP (Asia)	COSCO Pacific Euro Wts Nov 2015 A	0.786	13 per unit	2015/11/30	40,000,000	2015/02/17
19840	Goldman Sachs SP (Asia)	Sino Biopharm European Wts Oct15 A	0.671	8.58 per unit	2015/10/30	40,000,000	2015/02/17
19835	J P Morgan SP BV	China Coal European Warrants Sep 2015 A	0.255	4.80 per unit	2015/09/02	60,000,000	2015/02/17
19838	J P Morgan SP BV	Cheung Kong European Warrants Oct 2015 A	0.330	175.000	2015/10/02	60,000,000	2015/02/17
19837	J P Morgan SP BV	Sands China European Warrants Sep 2015 A	0.253	43.500	2915/09/04	100,000,000	2015/02/17
19836	J P Morgan SP BV	Yanzhou Coal European Warrants Sep 2015 A	0.384	7.28 per unit	2015/09/02	50,000,000	2015/02/17
19833	SGA Societe Generale Acceptance N.V.	Ping An Eu Wt Sep 15 B	0.415	100.000	2015/09/02	80,000,000	2015/02/17
19834	UBS AG	Cheung Kong European Warrants Aug 2015 A	0.680	168.880	2015/08/17	70,000,000	2015/02/17
16106 [#]	UBS AG	BYD European Warrants Dec 2016 B	0.060	41.26 per 100 units	2016/12/30	200,000,000	2015/02/17
19865	Credit Suisse AG	Cheung Kong European Warrants Aug 2015 A	0.550	172.880	2015/08/31	80,000,000	2015/02/18
19861	Daiwa Capital Mkt	HSBC European Warrants Aug 2015 D	0.450	66.880	2015/08/17	98,000,000	2015/02/18
19847	Goldman Sachs SP (Asia)	China Unicom Euro Wts Sep 2015 B	0.855	14 per unit	2015/09/30	80,000,000	2015/02/18
19844	Goldman Sachs SP (Asia)	Fosun Intl European Wts Jul 2016 A	0.251	12.880	2016/07/29	40,000,000	2015/02/18
19848	Goldman Sachs SP (Asia)	Stanchart European Wts Aug 2015 A	0.409	128.880	2015/08/31	80,000,000	2015/02/18
19846	Goldman Sachs SP (Asia)	Tencent European Wt Jul 2015 A	0.480	168.980	2015/07/30	80,000,000	2015/02/18
19851	Standard Chartered Bank	BankComm European Warrants Jul15 A	0.191	7.88 per unit	2015/07/27	60,000,000	2015/02/18
19853	Standard Chartered Bank	BYD European Warrants Sep 2015 A	0.250	33.000	2015/09/29	60,000,000	2015/02/18
19849	Standard Chartered Bank	China COSCO European Wt Oct 2015 A	0.290	4.40 per unit	2015/10/05	50,000,000	2015/02/18

Newly listed derivative warrants (continued)

Code	Issuer	Name of issue	Issue prices (HK\$)	Strike level/ Subscription price (HK\$) per 10 units	Subscription/ exercise period	Unit issued on initial listing	Listing date
19860	Standard Chartered Bank	China Coal European Wts Jul 2015 A	0.200	4.61 per unit	2015/07/28	60,000,000	2015/02/18
19858	Standard Chartered Bank	Cheung Kong Euro Wts Sep 2015 A	0.250	178.000	2015/09/04	80,000,000	2015/02/18
19859	Standard Chartered Bank	Cheung Kong European Put Wt Oct15B	0.540	128.000	2015/10/05	60,000,000	2015/02/18
19855	Standard Chartered Bank	Ch Oilfield European Wts Sep 2016A	0.250	14.200	2016/09/30	50,000,000	2015/02/18
19854	Standard Chartered Bank	China Shenhua Euro Wts Mar 2016 A	0.250	22.280	2016/03/18	100,000,000	2015/02/18
19852	Standard Chartered Bank	HSBC European Put Wts Dec 2015 B	0.154	57.770	2015/12/28	100,000,000	2015/02/18
19857	Standard Chartered Bank	HuanengPower Euro Wts Dec 2016 A	0.250	10.000	2016/12/16	50,000,000	2015/02/18
19856	Standard Chartered Bank	YZ Coal European Wts Dec 2015 A	0.750	7 per unit	2015/12/18	50,000,000	2015/02/18
19842	SGA Societe Generale Acceptance N.V.	AIA Eur Wt Dec 2015 B	0.150	54.800	2015/12/02	100,000,000	2015/02/18
19862	SGA Societe Generale Acceptance N.V.	CK(H) Eu Wt Sep 2015A	0.280	180.000	2015/09/02	36,000,000	2015/02/18
19863	SGA Societe Generale Acceptance NV	CSOP A50 ETF Eu Wt Sep15A	0.150	13.380	2015/09/09	300,000,000	2015/02/18
19864	SGA Societe Generale Acceptance N.V.	HKEx Eu Wt Jul 2016 B	0.160	200 per 100 units	2016/07/06	300,000,000	2015/02/18
19843	SGA Societe Generale Acceptance N.V.	HSBC Eu Wt Oct 2015 A	0.150	78.880	2015/10/05	100,000,000	2015/02/18
19874	J P Morgan SP BV	China Mob European Wts Nov 2016 A	0.154	103.60 per 100 units	2016/11/30	100,000,000	2015/02/23
19870	J P Morgan SP BV	KECL European Warrants Jul 2015 C	0.220	8.50 per unit	2015/07/02	60,000,000	2015/02/23
19872	J P Morgan SP BV	Tencent European Warrants Aug 2015 B	0.507	150.100	2015/08/04	300,000,000	2015/02/23
19873	J P Morgan SP BV	Tencent European Warrants Feb 2016 A	0.189	130.88 per 100 units	2016/02/29	300,000,000	2015/02/23
19869	Standard Chartered Bank	China Unicom Euro Wts Dec 2015 B	0.250	18 per unit	2015/12/07	50,000,000	2015/02/23
19867	SGA Societe Generale Acceptance N.V.	CTel Eu Wt Oct 2015 A	0.415	5.80 per unit	2015/10/05	30,000,000	2015/02/23
19868	SGA Societe Generale Acceptance N.V.	A50 Ch Eu Wt Sep 2015A	0.830	13.80 per unit	2015/09/02	70,000,000	2015/02/23
19866	SGA Societe Generale Acceptance N.V.	Tencent Eu Wt Oct 16 A	0.165	158.88 per 100 units	2016/10/05	500,000,000	2015/02/23
19883	UBS AG	BYD European Warrants Aug 2015 A	0.400	30.880	2015/08/24	50,000,000	2015/02/23
19881	UBS AG	CC Bank European Put Warrants Sep 2015 B	0.410	5.68 per unit	2015/09/25	100,000,000	2015/02/23
19876	UBS AG	Cheung Kong European Warrants Aug 2015 B	0.250	188.000	2015/08/31	70,000,000	2015/02/23
19877	UBS AG	Cheung Kong European Put Warrants Aug 2015 C	0.480	128.000	2015/08/24	50,000,000	2015/02/23
19886	UBS AG	China Life European Warrants Jul 2015 C	0.165	34.130	2015/07/27	100,000,000	2015/02/23
19879	UBS AG	Sinopec Corp European Warrants Jul 2015 A	0.150	7.11 per unit	2015/07/24	70,000,000	2015/02/23
19875	UBS AG	China Railway European Warrants Aug 2015 A	0.550	6.88 per unit	2015/08/24	40,000,000	2015/02/23
19887	UBS AG	China Tel European Warrants Aug 2015 A	0.300	5.88 per unit	2015/08/24	40,000,000	2015/02/23
19880	UBS AG	Fosun Intl European Warrants Jun 2016 A	0.250	13.800	2016/06/27	50,000,000	2015/02/23
19878	UBS AG	Galaxy Ent European Warrants Jun 2015 B	0.290	46.930	2015/06/30	70,000,000	2015/02/23
19888	UBS AG	HSI European Warrants Dec 2015 C	0.250	25,600 per 6,000 units	2015/12/30	300,000,000	2015/02/23
19882	UBS AG	Lenovo European Put Warrants Aug 2016 A	0.250	11.880	2016/08/22	70,000,000	2015/02/23
19884	UBS AG	Sands China European Warrants Aug 2015 B	0.150	45.930	2015/08/04	70,000,000	2015/02/23
19903	BOCI Asia Ltd.	Minsheng Bank European Warrants Jun 2016 A	0.150	10.100	2016/06/27	100,000,000	2015/02/24
19899	BOCI Asia Ltd.	China Mobile European Warrants Nov 2016 A	0.180	103.68 per 100 units	2016/11/28	100,000,000	2015/02/24
19900	BOCI Asia Ltd.	HSBC European Put Warrants Sep 2015 B	0.280	64.880	2015/09/07	100,000,000	2015/02/24
19901	BOCI Asia Ltd.	Ping An European Warrants Sep 2016 A	0.150	87.25 per 100 units	2016/09/30	100,000,000	2015/02/24
19905	BOCI Asia Ltd.	Tencent Holdings European Wts Jun 2016 A	0.190	140 per 100 units	2016/06/27	100,000,000	2015/02/24
19904	BOCI Asia Ltd.	Tencent Holdings European Wts Dec 2016 A	0.200	149.98 per 100 units	2016/12/19	100,000,000	2015/02/24
19897	Goldman Sachs SP (Asia)	CC Bank European Wts Aug 2015 A	0.259	6.50 per unit	2015/08/03	100,000,000	2015/02/24
19894	Goldman Sachs SP (Asia)	CNOOC European Warrants Aug 2015 A	0.492	11.88 per unit	2015/08/28	60,000,000	2015/02/24
19893	Goldman Sachs SP (Asia)	Galaxy Ent Euro Put Wts Aug 2015 C	0.476	40.000	2015/08/31	80,000,000	2015/02/24

Newly listed derivative warrants (continued)

Code	Issuer	Name of issue	Issue prices (HK\$)	Strike level/ Subscription price (HK\$) per 10 units	Subscription/ exercise period	Unit issued on initial listing	Listing date
19892	Goldman Sachs SP (Asia)	HSCEI European Warrants Aug 2015 A	0.150	12,448 per 4,000 units	2015/08/28	150,000,000	2015/02/24
19891	Goldman Sachs SP (Asia)	HSCEI European Warrants Dec 2015 B	0.165	12,848 per 3,800 units	2015/12/30	150,000,000	2015/02/24
19890	Goldman Sachs SP (Asia)	HSCEI European Put Wts Sep 2015 C	0.175	10,968 per 4,000 units	2015/09/29	150,000,000	2015/02/24
19898	Goldman Sachs Sp (Asia)	ICBC European Warrants Aug 2015 B	0.189	5.88 per unit	2015/08/03	100,000,000	2015/02/24
19895	Goldman Sachs SP (Asia)	PetroChina European Wts Aug 2015 A	0.510	9.10 per unit	2015/08/28	60,000,000	2015/02/24
19896	Goldman Sachs SP (Asia)	Tencent European Wt Jun 2016 A	0.208	136.80 per 100 units	2016/06/06	500,000,000	2015/02/24
19907	J P Morgan SP BV	CNOOC European Warrants Feb 2016 A	0.151	10.880	2016/02/29	200,000,000	2015/02/24
19906	SGA Societe Generale Acceptance N.V.	A50 Ch Eu Wt Oct 2015B	0.150	13.000	2015/10/05	300,000,000	2015/02/24
19912	Credit Suisse AG	BYD European Warrants Jul 2015 A	0.430	36.900	2015/07/31	60,000,000	2015/02/25
19913	Credit Suisse AG	Greatwall Motor European Wts Aug 2015 A	0.350	58.880	2015/08/31	60,000,000	2015/02/25
19910	HK Bank	AIA European Warrants Aug 2015 A	0.250	48.880	2015/08/31	100,000,000	2015/02/25
19909	HK Bank	China Life European Warrants Sep 2015 E	0.250	35.380	2015/09/30	100,000,000	2015/02/25
19911	HK Bank	PetroChina European Warrants Sep 2015 A	0.400	9.20 per unit	2015/09/30	80,000,000	2015/02/25
19908	HK Bank	SHK Ppt European Warrants Dec 2016 A	0.150	123.10 per 100 units	2016/12/30	180,000,000	2015/02/25
19919	J P Morgan SP BV	Guangdong Inv European Warrants Dec 16 A	0.174	11.280	2016/12/21	80,000,000	2015/02/25
19917	J P Morgan SP BV	HSI European Warrants Sep 2015 A	0.250	24,800 per 6,200 units	2015/09/29	300,000,000	2015/02/25
19918	J P Morgan SP BV	HSI European Warrants Dec 2015 B	0.151	27,400 per 6,000 units	2015/12/30	300,000,000	2015/02/25
19916	Standard Chartered Bank	Chi Resources European Wts Sep 15A	0.150	18.200	2015/09/30	80,000,000	2015/02/25
19914	SGA Societe Generale Acceptance N.V.	Ch Mob Eu Wt Dec 16 B	0.180	100 per 100 units	2016/12/05	700,000,000	2015/02/25
19915	SGA Societe Generale Acceptance N.V	Ping An Eu Put Wt Aug15D	0.510	78.880	2015/08/05	80,000,000	2015/02/25
15484#	UBS AG	AIA European Warrants Jul 2015 A	0.065	53.880	2015/07/20	155,000,000	2015/02/25
19920	Goldman Sachs SP (Asia)	China Tel European Wts Aug 2015 A	0.264	5.60 per unit	2015/08/31	60,000,000	2015/02/26
19935	Goldman Sachs SP (Asia)	Chow Tai Fook Euro Wts Nov 2015 A	1.296	11 per unit	2015/11/30	10,000,000	2015/02/26
19938	Goldman Sachs SP (Asia)	Henderson Land Euro Wts Aug 2015 A	0.350	58.000	2015/08/28	50,000,000	2015/02/26
19934	Goldman Sachs SP (Asia)	HSI European Put Wts Aug 2015 B	0.173	24,288 per 8,000 units	2015/08/28	150,000,000	2015/02/26
19921	Goldman Sachs SP (Asia)	KECL European Warrants Sep 2015 A	0.321	9.38 per unit	2015/09/04	80,000,000	2015/02/26
19933	Goldman Sachs SP (Asia)	Kerry Ppt European Wts Nov 2015 A	0.258	28.000	2015/11/25	50,000,000	2015/02/26
19936	Goldman Sachs SP (Asia)	China Mengniu Euro Wt Aug 2015 A	0.318	40.000	2015/08/28	50,000,000	2015/02/26
19937	Goldman Sachs SP (Asia)	Swire Pacific A Euro Wt Aug 2015 A	0.593	108.000	2015/08/28	20,000,000	2015/02/26
19922	HK Bank	HSI European Put Warrants Aug 2015 B	0.250	23,488 per 6,500 units	2015/08/28	150,000,000	2015/02/26
19927	Macquarie Bank Ltd.	Chi Res Power European Wts Jan 2016 A	0.250	22.880	2016/01/05	40,000,000	2015/02/26
19923	Standard Chartered Bank	Cathay Pac Air Euro Wts Sep 2015 A	0.190	16.900	2015/09/25	80,000,000	2015/02/26
19929	Standard Chartered Bank	Fosun Intl European Warrants Jun16A	0.250	14.880	2016/06/27	80,000,000	2015/02/26
19924	Standard Chartered Bank	Fosun Intl European Warrants Jul16A	0.250	12.880	2016/07/25	80,000,000	2015/02/26
19930	Standard Chartered Bank	HSI European Warrants Oct 2015 A	0.150	26,000 per 7,000 units	2015/10/29	100,000,000	2015/02/26
19932	Standard Chartered Bank	HSI European Warrants Oct 2015 B	0.250	25,400 per 6,000 units	2015/10/29	100,000,000	2015/02/26
19926	SGA Societe Generale Acceptance N.V.	Ch Cinda Eu Wt Sep15A	0.325	4 per unit	2015/09/02	40,000,000	2015/02/26
19939	Bank of East Asia	Haitong Sec European Warrants Dec 2015 A	0.250	23.000	2015/12/31	40,000,000	2015/02/27
19940	Goldman Sachs SP (Asia)	Huaneng European Wts Dec 2016 A	0.250	10.500	2016/12/30	60,000,000	2015/02/27
19941	Goldman Sachs SP (Asia)	TVB European Warrants Nov 2015 A	0.433	55.000	2015/11/30	60,000,000	2015/02/27
19945	J P Morgan SP BV	China Cinda European Warrants Sep 2015 A	0.257	4.28 per unit	2015/09/02	100,000,000	2015/02/27
19942	J P Morgan SP BV	Sinopec Corp European Warrants Jul 2015 A	0.153	7.50 per unit	2015/07/02	100,000,000	2015/02/27
19943	J P Morgan SP BV	Sinopec Corp European Warrants Aug 2015 B	0.172	7.10 per unit	2015/08/03	100,000,000	2015/02/27

Newly listed derivative warrants (continued)

Code	Issuer	Name of issue	Issue prices (HK\$)	Strike level/ Subscription price (HK\$) per 10 units	Subscription/ exercise period	Unit issued on initial listing	Listing date
19944	J P Morgan SP BV	PetroChina European Warrants Aug 2015 B	0.178	10.58 per unit	2015/08/03	100,000,000	2015/02/27
19947	SGA Societe Generale Acceptance N.V.	Petch Eu Wt Aug 2015A	0.190	10.88 per unit	2015/08/03	60,000,000	2015/02/27
19948	UBS AG	PetroChina European Warrants Jul 2015 A	0.195	10.60 per unit	2015/07/28	60,000,000	2015/02/27
19951	Macquarie Bank Ltd.	China Cinda European Wts Jul 2015 A	0.150	4.58 per unit	2015/07/08	70,000,000	2015/03/02
19952	Macquarie Bank Ltd.	Cheung Kong European Wts Oct 2015 A	0.250	200.000	2015/10/05	40,000,000	2015/03/02
19956	Macquarie Bank Ltd.	CLP European Warrants Jan 2016 A	0.250	77.500	2016/01/05	40,000,000	2015/03/02
19954	Macquarie Bank Ltd.	China Taiping European Wts Oct 2015 A	0.250	31.880	2015/10/05	40,000,000	2015/03/02
19953	Macquarie Bank Ltd.	Esprit European Warrants Sep 2015 A	0.435	11.50 per unit	2015/09/02	23,000,000	2015/03/02
19955	Macquarie Bank Ltd.	PWR Assets European Wts Jan 2016 A	0.250	90.000	2016/01/05	40,000,000	2015/03/02
19950	SGA Societe Generale Acceptance N.V.	CNOOC Eu Wt Mar 2016A	0.160	10.880	2016/03/02	300,000,000	2015/03/02
19964	Credit Suisse AG	Cheung Kong European Put Wts Sep 2015 A	0.350	126.000	2015/09/02	100,000,000	2015/03/03
19962	Credit Suisse AG	Sinopec Corp European Warrants Aug 2015 A	0.260	7.29 per unit	2015/08/31	80,000,000	2015/03/03
19961	Credit Suisse AG	Galaxy Ent European Warrants Jul 2015 A	0.200	49.980	2015/07/31	80,000,000	2015/03/03
19960	Credit Suisse AG	HSBC European Wts Aug 2015 C	0.150	74.900	2015/08/31	80,000,000	2015/03/03
19963	Credit Suisse AG	Lenovo European Put Warrants Jun 2016 A	0.250	11.800	2016/06/30	100,000,000	2015/03/03
19965	Goldman Sachs SP (Asia)	China Unicom Euro Wts Sep 2015 C	0.478	15 per unit	2015/09/04	80,000,000	2015/03/03
19966	Goldman Sachs SP (Asia)	Geely Auto European Wts Sep 2015 A	0.265	4.08 per unit	2015/09/04	80,000,000	2015/03/03
19970	J P Morgan SP BV	HSI European Put Warrants Sep 2015 B	0.251	23,800 per 7,800 units	2015/09/29	300,000,000	2015/03/03
19959	Macquarie Bank Ltd.	BYD European Warrants Dec 2015 A	0.667	42.880	2015/12/02	15,000,000	2015/03/03
19958	Macquarie Bank Ltd.	China Coal European Wts Oct 2015 A	0.400	4.58 per unit	2015/10/05	25,000,000	2015/03/03
19968	Macquarie Bank Ltd.	China EB Int'l European Wts Jun 2016 A	0.150	14.380	2016/06/20	70,000,000	2015/03/03
19957	Macquarie Bank Ltd.	GCL-Poly Energy European Wts Dec 2015 A	0.334	2.08 per unit	2015/12/02	30,000,000	2015/03/03
19969	Macquarie Bank Ltd.	Yurun Food European Wts Jan 2016 A	0.250	3.68 per unit	2016/01/05	40,000,000	2015/03/03
19992	Goldman Sachs SP (Asia)	China Mobile Euro Wts Jul 2015 D	0.370	116.880	2015/07/22	150,000,000	2015/03/04
19991	Goldman Sachs SP (Asia)	China Mobile Euro Wts Nov 2016 A	0.150	103.60 per 100 units	2016/11/29	500,000,000	2015/03/04
19989	Goldman Sachs SP (Asia)	HSBC European Warrants Oct 2015 A	0.165	75.880	2015/10/28	150,000,000	2015/03/04
19993	Goldman Sachs SP (Asia)	Haitong Sec Euro Wts Sep 2015 A	0.250	21.000	2015/09/04	80,000,000	2015/03/04
19994	Goldman Sachs SP (Asia)	Longfor PPT European Wts Feb16A	0.250	10.000	2016/02/11	100,000,000	2015/03/04
19981	J P Morgan SP BV	Galaxy Ent European Put Wts Aug 2015 B	0.221	34.880	2015/08/03	100,000,000	2015/03/04
19971	J P Morgan SP BV	Melco Int'l Dev European Wts Feb 2016 A	0.250	18.500	2016/02/02	60,000,000	2015/03/04
19980	J P Morgan SP BV	SJM Holdings European Warrants Nov 2016 B	0.153	13.100	2016/11/28	80,000,000	2015/03/04
19979	J P Morgan SP BV	Techtronic Ind European Warrants Oct 15 A	0.263	32.000	2015/10/05	60,000,000	2015/03/04
19972	Macquarie Bank Ltd.	Galaxy Ent European Wts Oct 2015 A	0.251	57.500	2015/10/05	40,000,000	2015/03/04
19973	Macquarie Bank Ltd.	Sands China European Wts Oct 2015 A	0.250	45.000	2015/10/05	40,000,000	2015/03/04
19995	Macquarie Bank Ltd.	SMIC European Warrants Mar 2017 A	0.250	0.88 per unit	2017/03/16	40,000,000	2015/03/04
19988	Standard Chartered Bank	China Gas Hold European Wts Oct16A	0.250	13.800	2016/10/07	60,000,000	2015/03/04
19982	Standard Chartered Bank	China Cinda Euro Wts Aug 2015 B	0.250	4 per unit	2015/08/31	60,000,000	2015/03/04
19983	Standard Chartered Bank	Sinopec Corp Euro Wts Sep 2015 A	0.250	6.88 per unit	2015/09/07	80,000,000	2015/03/04
19987	Standard Chartered Bank	Sinopec Corp Eu Put Wt Oct 2015 A	0.250	5.88 per unit	2015/10/02	60,000,000	2015/03/04
19985	Standard Chartered Bank	Chi Res Power Euro Wts Nov 2015 A	0.200	23.500	2015/11/03	60,000,000	2015/03/04
19986	Standard Chartered Bank	PetroChina Euro Put Wts Oct 2015 B	0.330	8 per unit	2015/10/02	60,000,000	2015/03/04
19974	SGA Societe Generale Acceptance N.V	Sands China Eu Wt Oct15A	0.325	40.880	2015/10/05	80,000,000	2015/03/04
19976	UBS AG	Ch Railway Cons European Warrants Apr 2016 A	0.174	11.880	2016/04/25	60,000,000	2015/03/04

Newly listed derivative warrants (continued)

Code	Issuer	Name of issue	Issue prices (HK\$)	Strike level/ Subscription price (HK\$) per 10 units	Subscription/ exercise period	Unit issued on initial listing	Listing date
19977	UBS AG	Galaxy Ent European Warrants Aug 2015 A	0.435	40.930	2015/08/31	70,000,000	2015/03/04
19975	UBS AG	Sands China European Warrants Jul 2015 A	0.200	38.930	2015/07/24	70,000,000	2015/03/04
20017	BNP Paribas Arbit Issu B.V.	CC Bank Euro Wts Dec 2015 A	0.260	8 per unit	2015/12/02	100,000,000	2015/03/05
20018	BNP Paribas Arbit Issu B.V.	CRCC European Wts Jan 2016 A	0.160	10.680	2016/01/05	80,000,000	2015/03/05
20020	BNP Paribas Arbit Issu B.V.	Ch State Con Eu Wts Nov 2016 A	0.260	13.800	2016/11/02	50,000,000	2015/03/05
20016	BNP Paribas Arbit Issu B.V.	HSBC European Wts Nov 2015 A	0.160	75.880	2015/11/03	100,000,000	2015/03/05
20019	BNP Paribas Arbit Issu B.V.	ICBC European Wts Jan 2016 A	0.250	7 per unit	2016/01/05	100,000,000	2015/03/05
20014	Credit Suisse AG	Galaxy Ent European Warrants Aug 2015 A	0.280	43.430	2015/08/07	70,000,000	2015/03/05
20011	Credit Suisse AG	Sands China European Warrants Jul 2015 A	0.170	39.430	2015/07/31	70,000,000	2015/03/05
20015	Credit Suisse AG	Yanzhou Coal European Warrants Aug 2018 A	0.180	6.690	2018/08/31	150,000,000	2015/03/05
20005	Macquarie Bank Ltd.	BJ Ent Water European Wts Oct 2015 A	0.400	5.88 per unit	2015/10/05	25,000,000	2015/03/05
20003	Macquarie Bank Ltd.	CMS European Warrants Dec 2015 A	0.170	14.880	2015/12/22	70,000,000	2015/03/05
20004	Macquarie Bank Ltd.	Sinopharm European Warrants Oct 2015 A	0.250	32.000	2015/10/05	40,000,000	2015/03/05
20021	Standard Chartered Bank	China Res Gas Euro Wts Jan 2016 A	0.250	22.000	2016/01/15	60,000,000	2015/03/05
20009	Standard Chartered Bank	Sands China Euro Wts Sep 2015 A	0.250	36.880	2015/09/04	100,000,000	2015/03/05
20010	Standard Chartered Bank	Sands China Eu Put Wts Sep 2015 B	0.250	30.880	2015/09/04	100,000,000	2015/03/05
20008	SGA Societe Generale Acceptance N.V.	Tencent Eu Wt Aug 15 B	0.730	150.100	2015/08/05	70,000,000	2015/03/05
19996	UBS AG	Ch Comm Cons European Warrants Dec 2015 A	0.160	10.320	2015/12/22	70,000,000	2015/03/05
19997	UBS AG	China Mobile European Warrants Nov 2016 A	0.195	103.70 per 100 units	2016/11/23	100,000,000	2015/03/05
20000	UBS AG	Sinopec Corp European Warrants Jul 2015 B	0.150	7.51 per unit	2015/07/06	70,000,000	2015/03/05
20002	UBS AG	HSBC European Warrants Sep 2015 D	0.250	75.880	2015/09/14	100,000,000	2015/03/05
20001	UBS AG	HSBC European Put Warrants Sep 2015 C	0.420	65.880	2015/09/08	100,000,000	2015/03/05
20007	UBS AG	PetroChina European Warrants Sep 2015 A	0.380	9.88 per unit	2015/09/25	50,000,000	2015/03/05
20006	UBS AG	Sands China European Warrants Sep 2015 A	0.345	36.380	2015/09/07	70,000,000	2015/03/05
19998	UBS AG	Stanchart European Warrants Jul 2015 C	0.550	116.700	2015/07/24	50,000,000	2015/03/05
19999	UBS AG	Tencent Holdings European Warrants Jul 2015 A	0.840	150.180	2015/07/28	50,000,000	2015/03/05
20034	Goldman Sachs SP (Asia)	Evergrande European Wts Dec 2015 A	0.277	3.88 per unit	2015/12/30	40,000,000	2015/03/06
20033	Goldman Sachs SP (Asia)	HKEx European Warrants May 2016 A	0.152	200 per 100 units	2016/05/16	300,000,000	2015/03/06
20035	Goldman Sachs SP (Asia)	SFCE European Warrants Dec 2016 A	0.250	5.700	2016/12/30	40,000,000	2015/03/06
20032	Goldman Sachs SP (Asia)	Tencent European Wt Sep 2015 A	0.980	145.000	2015/09/07	100,000,000	2015/03/06
20031	J P Morgan SP BV	Galaxy Ent European Warrants Jul 2015 D	0.203	44.000	2015/07/03	100,000,000	2015/03/06
20030	J P Morgan SP BV	Tencent European Warrants Jul 2015 A	0.207	159.900	2015/07/03	100,000,000	2015/03/06
20029	Macquarie Bank Ltd.	China Life European Wts Dec 2015 A	0.250	39.880	2015/12/02	40,000,000	2015/03/06
20027	Macquarie Bank Ltd.	Sino Biopharm European Warrants Dec15A	0.638	9.38 per unit	2015/12/02	18,000,000	2015/03/06
20023	Standard Chartered Bank	Galaxy Ent European Wts Oct 2015 B	0.250	48.000	2015/10/20	80,000,000	2015/03/06
20025	Standard Chartered Bank	Hang Seng Bank European Wts Nov15A	0.250	160.000	2015/11/11	50,000,000	2015/03/06
20024	Standard Chartered Bank	MTRC European Warrants Mar 2016 A	0.250	38.000	2016/03/01	80,000,000	2015/03/06
20026	Standard Chartered Bank	SJM Hold European Wts Nov 2016 A	0.160	13.520	2016/11/28	100,000,000	2015/03/06
20022	UBS AG	Ping An European Warrants Dec 2016 A	0.150	93.93 per 100 units	2016/12/21	300,000,000	2015/03/06
12897#	SGA Societe Generale Acceptance N.V.	HSBC Eu Wt Mar 2016	0.016	78 per 100 units	2016/03/23	700,000,000	2015/03/06
20037	BOCI Asia Ltd.	Galaxy Ent European Put Warrants Sep 2015 A	0.290	35.000	2015/09/11	100,000,000	2015/03/09
20036	BOCI Asia Ltd.	Sands China European Put Wts Sep 2015 B	0.310	32.000	2015/09/21	100,000,000	2015/03/09
20047	Goldman Sachs SP (Asia)	China Life Euro Wts Oct 2015 A	0.251	39.800	2015/10/30	80,000,000	2015/03/09

Newly listed derivative warrants (continued)

Code	Issuer	Name of issue	Issue prices (HK\$)	Strike level/ Subscription price (HK\$) per 10 units	Subscription/ exercise period	Unit issued on initial listing	Listing date
20048	Goldman Sachs SP (Asia)	Ping An European Wts Sep 2015 A	0.442	98.000	2015/09/30	80,000,000	2015/03/09
20049	Goldman Sachs SP (Asia)	Ping An European Wts Sep 2015 B	0.259	110.000	2015/09/30	80,000,000	2015/03/09
20043	J P Morgan SP BV	AIA European Warrants Nov 2015 A	0.252	54.500	2015/11/03	100,000,000	2015/03/09
20044	J P Morgan SP BV	AIA European Put Warrants Sep 2015 B	0.251	43.880	2015/09/30	100,000,000	2015/03/09
20042	J P Morgan SP BV	HKEx European Warrants Aug 2015 A	0.314	200.000	2015/08/03	80,000,000	2015/03/09
20046	J P Morgan SP BV	Shimao Property European Wts Sep 2015 A	0.153	18.880	2015/09/02	80,000,000	2015/03/09
20039	SGA Societe Generale Acceptance N.V	Haitong Sec Eu Wt Oct15A	0.260	20.500	2015/10/05	80,000,000	2015/03/09
20038	SGA Societe Generale Acceptance N.V.	SHK P Eu Wt Jan 2017A	0.150	123 per 100 units	2017/01/04	300,000,000	2015/03/09
20041	UBS AG	CITIC Bank European Warrants Dec 2015 A	0.375	6.38 per unit	2015/12/14	40,000,000	2015/03/09
20040	UBS AG	Tencent Holdings European Warrants Sep 2015 B	0.150	140.10 per 100 units	2015/09/23	300,000,000	2015/03/09
19114#	Goldman Sachs SP (Asia)	HSBC European Warrants Sep 2015 A	0.240	69.880	2015/09/02	100,000,000	2015/03/09
20054	BOCI Asia Ltd.	AIA European Warrants Nov 2015 A	0.340	50.000	2015/11/23	100,000,000	2015/03/10
20051	BOCI Asia Ltd.	HSCEI European Warrants Dec 2015 A	0.220	12,800 per 4,000 units	2015/12/30	100,000,000	2015/03/10
20050	BOCI Asia Ltd.	HSCEI European Put Warrants Sep 2015 A	0.150	11,000 per 4,000 units	2015/09/29	100,000,000	2015/03/10
20053	BOCI Asia Ltd.	HSI European Warrants Oct 2015 A	0.200	25,500 per 6,000 units	2015/10/29	100,000,000	2015/03/10
20052	BOCI Asia Ltd.	HSI European Put Warrants Sep 2015 B	0.200	24,000 per 7,000 units	2015/09/29	100,000,000	2015/03/10
20064	Credit Suisse AG	AIA European Put Warrants Sep 2015 A	0.250	43.080	2015/09/09	60,000,000	2015/03/10
20079	Goldman Sachs SP (Asia)	China Mobile Euro Wts Jul 2015 E	0.481	107.880	2015/07/28	80,000,000	2015/03/10
20076	Goldman Sachs SP (Asia)	CNOOC European Warrants Sep 2015 B	0.653	12.08 per unit	2015/09/30	80,000,000	2015/03/10
20056	Goldman Sachs SP (Asia)	CSOP A50 ETF Euro Wts Sep 2015 A	0.668	15.28 per unit	2015/09/29	80,000,000	2015/03/10
20057	Goldman Sachs SP (Asia)	CSOP A50 ETF Euro Wts Sep 2015 B	0.872	14.48 per unit	2015/09/29	80,000,000	2015/03/10
20058	Goldman Sachs SP (Asia)	CSOP A50 ETF Euro Wts Apr 2016 A	0.152	13.990	2016/04/29	80,000,000	2015/03/10
20059	Goldman Sachs SP (Asia)	A50 China European Wts Sep 2015 B	0.660	14.28 per unit	2015/09/29	80,000,000	2015/03/10
20060	Goldman Sachs SP (Asia)	A50 China European Wts Sep 2015 C	0.810	13.68 per unit	2015/09/29	80,000,000	2015/03/10
20062	Goldman Sachs SP (Asia)	A50 China European Wts Dec 2015 B	0.151	13.390	2015/12/30	80,000,000	2015/03/10
20074	Goldman Sachs SP (Asia)	Galaxy Ent Euro Wts Sep 2015 A	0.383	44.880	2015/09/30	80,000,000	2015/03/10
20077	Goldman Sachs SP (Asia)	NCI European Warrants Dec 2015 A	0.460	48.880	2015/12/30	40,000,000	2015/03/10
20075	Goldman Sachs SP (Asia)	PetroChina European Wts Sep 2015 A	0.346	10.08 per unit	2015/09/30	80,000,000	2015/03/10
20078	Goldman Sachs SP (Asia)	Sands China Euro Wts Sep 2015 A	0.308	38.880	2015/09/30	80,000,000	2015/03/10
20063	Goldman Sachs SP (Asia)	Tencent European Wt Oct 2015 B	0.150	140 per 100 units	2015/10/05	300,000,000	2015/03/10
20072	J P Morgan SP BV	Cheung Kong European Put Warrants Sep15 A	0.541	138.880	2015/09/30	60,000,000	2015/03/10
20065	Standard Chartered Bank	AIA European Warrants Nov 2015 A	0.250	55.000	2015/11/20	80,000,000	2015/03/10
20066	Standard Chartered Bank	AIA European Put Wts Oct 2015 A	0.250	45.000	2015/10/30	80,000,000	2015/03/10
20067	Standard Chartered Bank	Brilliance Chi Euro Wts Dec 2015 A	0.250	17.380	2015/12/30	50,000,000	2015/03/10
20068	UBS AG	AIA European Warrants Dec 2015 A	0.250	56.880	2015/12/28	100,000,000	2015/03/10
20071	UBS AG	China Cinda European Warrants Sep 2015 A	0.300	4.38 per unit	2015/09/09	50,000,000	2015/03/10
20069	UBS AG	Cheung Kong European Warrants Sep 2015 A	0.250	208.000	2015/09/29	70,000,000	2015/03/10
20070	UBS AG	Ping An European Put Warrants Sep 2015 A	0.630	80.880	2015/09/30	100,000,000	2015/03/10
19304#	Goldman Sachs SP (Asia)	China Mobile Euro Wts Jun 2015 C	0.162	113.980	2015/06/05	120,000,000	2015/03/10
20095	BNP Paribas Arbit Issu B.V.	AIA European Wts Aug 2016 A	0.250	65.000	2016/08/02	100,000,000	2015/03/11
20096	BNP Paribas Arbit Issu B.V.	AIA European Put Wt Mar 2016 A	0.250	39.800	2016/03/02	60,000,000	2015/03/11
20098	BNP Paribas Arbit Issu B.V.	Brilliance Chi Eu Wt Aug 2016A	0.250	18.280	2016/08/02	50,000,000	2015/03/11
20097	BNP Paribas Arbit Issu B.V.	HKEx Euro Put Wts Jun 2016 A	0.250	170 per 100 units	2016/06/02	60,000,000	2015/03/11

Newly listed derivative warrants (continued)

Code	Issuer	Name of issue	Issue prices (HK\$)	Strike level/ Subscription price (HK\$) per 10 units	Subscription/ exercise period	Unit issued on initial listing	Listing date
20092	Credit Suisse AG	AIA European Warrants Sep 2015 B	0.250	57.000	2015/09/29	80,000,000	2015/03/11
20091	Credit Suisse AG	China Mobile European Warrants Aug 2015 A	0.230	118.000	2015/08/07	80,000,000	2015/03/11
20082	Goldman Sachs SP (Asia)	AIA European Put Wts Oct 2015 A	0.253	43.880	2015/10/29	80,000,000	2015/03/11
20081	Goldman Sachs SP (Asia)	Galaxy Ent Euro Put Wts Sep 2015 B	0.300	34.280	2015/09/29	80,000,000	2015/03/11
20080	Goldman Sachs SP (Asia)	HSBC European Put Wts Sep 2015 D	0.253	62.800	2015/09/29	80,000,000	2015/03/11
20083	Goldman Sachs SP (Asia)	Sands China Eur Put Wts Oct 2015 A	0.288	31.880	2015/10/29	80,000,000	2015/03/11
20100	J P Morgan SP BV	A50 China European Warrants Sep 2015 B	0.600	13.10 per unit	2015/09/02	100,000,000	2015/03/11
20093	Macquarie Bank Ltd.	CAM CSI300 European Wts Oct 2015 A	0.361	49.000	2015/10/05	28,000,000	2015/03/11
20094	Macquarie Bank Ltd.	China Unicom European Wts Dec 2015 A	0.402	17 per unit	2015/12/02	25,000,000	2015/03/11
20087	Macquarie Bank Ltd.	Hanergy TFP European Warrants Dec 15 A	1.000	9.88 per unit	2015/12/16	10,000,000	2015/03/11
20086	Standard Chartered Bank	China Overseas Euro Wt Oct 2015 A	0.150	28.000	2015/10/12	80,000,000	2015/03/11
20085	Standard Chartered Bank	Galaxy Ent Euro Put Wts Nov 2015 C	0.250	32.880	2015/11/02	60,000,000	2015/03/11
20084	Standard Chartered Bank	HSBC European Warrants Nov 2015 B	0.155	75.900	2015/11/11	100,000,000	2015/03/11
20101	Standard Chartered Bank	HSCEI European Warrants Oct 2015 A	0.250	12,000 per 4,000 units	2015/10/29	100,000,000	2015/03/11
20102	Standard Chartered Bank	HSI European Warrants Sep 2015 C	0.150	24,800 per 6,200 units	2015/09/29	100,000,000	2015/03/11
20103	Standard Chartered Bank	HSI European Put Wts Aug 2015 C	0.150	23,400 per 6,800 units	2015/08/28	100,000,000	2015/03/11
10337	SGA Societe Generale Acceptance NV	Nikkei 225 Eu Wt Dec 15 A	0.190	19,000 per 620 units	2015/12/11	150,000,000	2015/03/11
10338	SGA Societe Generale Acceptance NV	N225 Eu Put Wt Dec 2015 B	0.250	18,000 per 450 units	2015/12/11	150,000,000	2015/03/11
20090	UBS AG	AIA European Put Warrants Sep 2015 A	0.250	45.880	2015/09/10	70,000,000	2015/03/11
20089	UBS AG	GCL-Poly Energy European Warrants Dec 2015 A	0.315	2.48 per unit	2015/12/21	40,000,000	2015/03/11
20088	UBS AG	HKEx European Warrants Jun 2016 B	0.160	188.10 per 100 units	2016/06/27	300,000,000	2015/03/11
20115	BOCI Asia Ltd.	China Mobile European Warrants Aug 2015 D	0.350	112.880	2015/08/10	100,000,000	2015/03/12
20116	BOCI Asia Ltd.	Sinopec Corp European Warrants Oct 2015 A	0.330	6.88 per unit	2015/10/12	100,000,000	2015/03/12
20112	BOCI Asia Ltd.	CSOP A50 ETF European Warrants Aug 2015 A	0.430	15 per unit	2015/08/10	100,000,000	2015/03/12
20111	BOCI Asia Ltd.	Tencent Holdings European Wts Aug 2015 A	0.610	150.100	2015/08/04	100,000,000	2015/03/12
20128	Credit Suisse AG	CITIC Bank European Warrants Aug 2015 A	0.220	6.19 per unit	2015/08/24	50,000,000	2015/03/12
20129	Credit Suisse AG	GCL-Poly Energy European Wts Sep 2015 A	0.250	2.68 per unit	2015/09/29	50,000,000	2015/03/12
20126	Credit Suisse AG	HSBC European Wts Jul 2015 B	0.200	69.980	2015/07/24	70,000,000	2015/03/12
20127	Credit Suisse AG	Ping An European Warrants Aug 2015 A	0.380	94.980	2015/08/31	70,000,000	2015/03/12
20125	Credit Suisse AG	Stanchart European Warrants Aug 2015 A	0.370	134.980	2015/08/07	50,000,000	2015/03/12
20132	Goldman Sachs SP (Asia)	CITIC European Warrants Jul 2015 A	0.455	14 per unit	2015/07/03	80,000,000	2015/03/12
20131	Goldman Sachs SP (Asia)	Sinopec Corp European Wts Sep 2015 A	0.251	6.88 per unit	2015/09/29	80,000,000	2015/03/12
20106	HK Bank	AIA European Warrants Sep 2015 B	0.250	51.880	2015/09/30	80,000,000	2015/03/12
20107	HK Bank	AIA European Put Warrants Sep 2015 C	0.250	45.880	2015/09/30	80,000,000	2015/03/12
20110	HK Bank	CC Bank European Warrants Sep 2015 A	0.250	6.55 per unit	2015/09/30	80,000,000	2015/03/12
20109	HK Bank	Foxconn European Warrants Sep 2015 B	0.250	4.18 per unit	2015/09/30	50,000,000	2015/03/12
20105	HK Bank	Sands China European Warrants Sep 2015 A	0.300	36.880	2015/09/30	80,000,000	2015/03/12
20130	Macquarie Bank Ltd.	CC Bank European Warrants Oct 2015 A	0.250	6.88 per unit	2015/10/05	40,000,000	2015/03/12
20117	SGA Societe Generale Acceptance N.V	Sands China Eu Wt Sep15A	0.260	36.380	2015/09/02	80,000,000	2015/03/12
20124	UBS AG	AIA European Put Warrants Oct 2015 A	0.250	42.880	2015/10/23	70,000,000	2015/03/12
20119	UBS AG	BYD European Warrants Sep 2015 A	0.285	50.880	2015/09/14	50,000,000	2015/03/12
20118	UBS AG	Evergrande European Warrants Dec 2015 A	0.350	3.88 per unit	2015/12/14	40,000,000	2015/03/12
20122	UBS AG	HSCEI European Warrants Sep 2015 D	0.160	11,500 per 4,000 units	2015/09/29	100,000,000	2015/03/12

Newly listed derivative warrants (continued)

Code	Issuer	Name of issue	Issue prices (HK\$)	Strike level/ Subscription price (HK\$) per 10 units	Subscription/ exercise period	Unit issued on initial listing	Listing date
20123	UBS AG	HSI European Warrants Sep 2015 C	0.250	24,000 per 6,500 units	2015/09/29	300,000,000	2015/03/12
20137	Credit Suisse AG	Tencent Holdings European Wts Sep 2015 D	0.550	155.280	2015/09/14	80,000,000	2015/03/13
20135	Credit Suisse AG	Tencent Holdings European Wts Oct 2016 A	0.150	158.90 per 100 units	2016/10/05	150,000,000	2015/03/13
20140	J P Morgan SP BV	HSI European Put Warrants Aug 2015 B	0.151	23,400 per 6,800 units	2015/08/28	300,000,000	2015/03/13
20134	Macquarie Bank Ltd.	Chinares Cement European Wt Nov 2015 A	0.557	5.08 per unit	2015/11/17	18,000,000	2015/03/13
20138	Macquarie Bank Ltd.	HSBC European Warrants Jan 2016 A	0.250	77.500	2016/01/05	40,000,000	2015/03/13
20133	Macquarie Bank Ltd.	Kingdee Intl European Warrants Oct15 A	0.435	2.58 per unit	2015/10/16	23,000,000	2015/03/13
20139	Standard Chartered Bank	CHALCO European Warrants Nov 2015A	0.250	4.80 per unit	2015/11/04	50,000,000	2015/03/13
20141	Standard Chartered Bank	Hanergy Solar European Wts Feb16A	0.250	6.980	2016/02/11	50,000,000	2015/03/13
20147	BOCI Asia Ltd.	Galaxy Ent European Warrants Sep 2015 B	0.370	40.880	2015/09/14	100,000,000	2015/03/16
20143	BOCI Asia Ltd.	HSBC European Warrants Sep 2015 C	0.170	70.880	2015/09/01	100,000,000	2015/03/16
20145	BOCI Asia Ltd.	Ping An European Warrants Sep 2015 A	0.450	92.500	2015/09/24	100,000,000	2015/03/16
20146	BOCI Asia Ltd.	Sands China European Warrants Sep 2015 C	0.260	36.880	2015/09/07	100,000,000	2015/03/16
20144	BOCI Asia Ltd.	SHK Ppt European Warrants Aug 2015 A	0.350	133.880	2015/08/10	100,000,000	2015/03/16
20142	Goldman Sachs SP (Asia)	HSI European Warrants Jun 2015 E	0.151	23,888 per 6,000 units	2015/06/29	150,000,000	2015/03/16
20153	J P Morgan SP BV	CITIC Bank European Warrants Sep 2015 A	0.212	6.20 per unit	2015/09/01	100,000,000	2015/03/16
20157	J P Morgan SP BV	China Life European Warrants Aug 2015 C	0.150	34.100	2015/08/03	200,000,000	2015/03/16
20155	J P Morgan SP BV	CSOP A50 ETF European Warrants Aug 2015 B	0.549	13.88 per unit	2015/08/03	100,000,000	2015/03/16
20156	J P Morgan SP BV	HSBC European Warrants Aug 2015 C	0.152	70.000	2015/08/03	200,000,000	2015/03/16
20150	Macquarie Bank Ltd.	Anhui Conch European Wts Oct 2015 A	0.304	26.880	2015/10/05	33,000,000	2015/03/16
20151	Macquarie Bank Ltd.	Sinopec Corp European Wts Nov 2015 A	0.500	6.48 per unit	2015/11/03	20,000,000	2015/03/16
20152	SGA Societe Generale Acceptance N.V.	AIA Eu Put Wt Oct15 A	0.205	43.880	2015/10/05	80,000,000	2015/03/16
20148	UBS AG	A50 China European Warrants Nov 2015 B	0.150	12.000	2015/11/24	300,000,000	2015/03/16
20158	UBS AG	HSBC European Warrants Nov 2015 B	0.250	66.880	2015/11/09	100,000,000	2015/03/16
10339	Credit Suisse AG	Alibaba European Warrants Sep 2015 A	0.910	88.88 per 100 units	2015/09/18	50,000,000	2015/03/17
10340	Credit Suisse AG	Alibaba European Warrants Sep 2015 B	0.720	96.88 per 100 units	2015/09/18	50,000,000	2015/03/17
20173	Bank of East Asia	Galaxy Ent European Put Warrants Oct15 A	0.250	29.270	2015/10/05	40,000,000	2015/03/17
20182	Goldman Sachs SP (Asia)	Ping An European Wts Sep 2015 C	0.560	88.880	2015/09/30	80,000,000	2015/03/17
20181	Goldman Sachs SP (Asia)	Tencent European Wt Feb 2016 A	0.170	130.88 per 100 units	2016/02/29	300,000,000	2015/03/17
20179	J P Morgan SP BV	BankComm European Warrants Oct 2015 B	0.256	7.20 per unit	2015/10/05	80,000,000	2015/03/17
20177	J P Morgan SP BV	Galaxy Ent European Warrants Aug 2015 C	0.229	38.880	2015/08/03	120,000,000	2015/03/17
20178	J P Morgan SP BV	Sands China European Warrants Sep 2015 B	0.174	36.400	2015/09/02	120,000,000	2015/03/17
20180	J P Morgan SP BV	Sands China European Put Wts Oct 2015 A	0.250	28.880	2015/10/02	100,000,000	2015/03/17
20161	Macquarie Bank Ltd.	Galaxy Ent European Wts Oct 2015 B	0.250	49.000	2015/10/05	40,000,000	2015/03/17
20160	Macquarie Bank Ltd.	Sands China European Wts Oct 2015 B	0.250	39.000	2015/10/05	40,000,000	2015/03/17
20171	Macquarie Bank Ltd.	SFCE European Warrants May 2017 A	0.250	5.580	2017/05/16	40,000,000	2015/03/17
20162	Standard Chartered Bank	China Life European Wts Sep 2015 C	0.310	30.900	2015/09/24	100,000,000	2015/03/17
20175	Standard Chartered Bank	Galaxy Ent European Wts Aug 2015 B	0.150	45.050	2015/08/03	100,000,000	2015/03/17
20170	SGA Societe Generale Acceptance N.V.	CNOOC Eu Wt Sep 2015A	0.440	11.88 per unit	2015/09/02	40,000,000	2015/03/17
20163	SGA Societe Generale Acceptance N.V.	Galaxy Ent Eu Wt Sep15A	0.290	40.880	2015/09/02	80,000,000	2015/03/17
20164	SGA Societe Generale Acceptance N.V.	Galaxy Eu Put Wt Oct15A	0.275	31.880	2015/10/05	80,000,000	2015/03/17
20167	SGA Societe Generale Acceptance N.V.	MGM China Eu Wt Dec15A	0.260	15.880	2015/12/02	40,000,000	2015/03/17
20168	SGA Societe Generale Acceptance N.V.	Ping An Eu Wt Sep 15 C	0.495	88.880	2015/09/02	80,000,000	2015/03/17

Newly listed derivative warrants (continued)

Code	Issuer	Name of issue	Issue prices (HK\$)	Strike level/ Subscription price (HK\$) per 10 units	Subscription/ exercise period	Unit issued on initial listing	Listing date
20159	UBS AG	BOCL European Warrants Aug 2015 A	0.150	4.69 per unit	2015/08/24	100,000,000	2015/03/17
20176	UBS AG	SFCE European Warrants Dec 2016 A	0.167	5.710	2016/12/21	60,000,000	2015/03/17
10341	Credit Suisse AG	Alibaba European Put Warrants Sep 2015 C	0.560	68.80 per 100 units	2015/09/18	50,000,000	2015/03/18
20191	HK Bank	GCL-Poly Energy European Warrants Sep 2015 B	0.250	2.38 per unit	2015/09/30	40,000,000	2015/03/18
20186	HK Bank	Galaxy Ent European Warrants Sep 2015 A	0.300	39.380	2015/09/30	60,000,000	2015/03/18
20187	HK Bank	Galaxy Ent European Warrants Sep 2015 B	0.400	36.380	2015/09/30	60,000,000	2015/03/18
20185	HK Bank	HSCEI European Warrants Dec 2015 A	0.150	12,838 per 4,000 units	2015/12/30	200,000,000	2015/03/18
20183	HK Bank	HSCEI European Put Warrants Sep 2015 D	0.200	10,948 per 4,000 units	2015/09/29	200,000,000	2015/03/18
20189	HK Bank	MGM China European Warrants Dec 2016 A	0.300	16.380	2016/12/30	50,000,000	2015/03/18
20188	HK Bank	Sands China European Warrants Sep 2015 B	0.330	33.280	2015/09/30	60,000,000	2015/03/18
20199	J P Morgan SP BV	Galaxy Ent European Warrants Oct 2015 A	0.326	36.500	2015/10/05	120,000,000	2015/03/18
20200	J P Morgan SP BV	Galaxy Ent European Put Wts Oct 2015 B	0.253	30.000	2015/10/05	80,000,000	2015/03/18
20197	J P Morgan SP BV	HSBC European Warrants Oct 2015 B	0.286	66.000	2015/10/02	200,000,000	2015/03/18
20198	J P Morgan SP BV	Sands China European Warrants Oct 2015 B	0.250	33.880	2015/10/02	120,000,000	2015/03/18
20201	J P Morgan SP BV	SFCE European Warrants Dec 2016 A	0.154	5.700	2016/12/21	68,000,000	2015/03/18
20194	SGA Societe Generale Acceptance N.V.	AIA Eur Wt Oct 2015 B	0.160	57.000	2015/10/05	100,000,000	2015/03/18
20193	SGA Societe Generale Acceptance N.V.	CITBK Eu Wt Nov 15 A	0.340	6.25 per unit	2015/11/04	30,000,000	2015/03/18
20192	SGA Societe Generale Acceptance N.V.	Petch Eu Wt Aug 2015B	0.370	8.68 per unit	2015/08/05	60,000,000	2015/03/18
20195	UBS AG	Galaxy Ent European Warrants Sep 2015 A	0.430	35.880	2015/09/17	70,000,000	2015/03/18
20196	UBS AG	Sands China European Warrants Sep 2015 B	0.250	33.880	2015/09/17	70,000,000	2015/03/18
20210	BNP Paribas Arbit Issu B.V.	Anta Sports Euro Wt Oct 2016 A	0.250	20.000	2016/10/04	50,000,000	2015/03/19
20211	BNP Paribas Arbit Issu B.V.	COSCO Pacific Eu Wt Aug 2017 A	0.250	10.000	2017/08/02	50,000,000	2015/03/19
10343	BNP Paribas Arbit Issu B.V.	EUR/USD Euro Wts Dec 2015 D	0.250	1.13 per 1 units	2015/12/18	50,000,000	2015/03/19
10342	BNP Paribas Arbit Issu B.V.	EUR/USD Euro Put Wt Dec 2015 C	0.250	0.97 per 1 units	2015/12/18	50,000,000	2015/03/19
20216	BNP Paribas Arbit Issu B.V.	Galaxy Ent Euro Wts Sep 2015 A	0.190	40.000	2015/09/02	80,000,000	2015/03/19
20214	BNP Paribas Arbit Issu B.V.	HKEx European Wts Jul 2016 A	0.150	200 per 100 units	2016/07/05	100,000,000	2015/03/19
20215	BNP Paribas Arbit Issu B.V.	Hang Lung Ppt Eu Wt Dec 2016 A	0.250	25.000	2016/12/02	50,000,000	2015/03/19
20217	BNP Paribas Arbit Issu B.V.	HSBC European Wts Nov 2015 B	0.250	69.000	2015/11/03	100,000,000	2015/03/19
20213	BNP Paribas Arbit Issu B.V.	PetroCh Euro Wts Nov 2015 A	0.250	9.80 per unit	2015/11/03	100,000,000	2015/03/19
20212	BNP Paribas Arbit Issu B.V.	Techtronic Ind Eu Wt Jan 2016A	0.250	34.000	2016/01/05	47,000,000	2015/03/19
20226	Credit Suisse AG	Galaxy Ent European Warrants Sep 2015 A	0.330	35.980	2015/09/21	80,000,000	2015/03/19
20225	Credit Suisse AG	Sands China European Warrants Sep 2015 A	0.250	33.980	2015/09/21	80,000,000	2015/03/19
20239	Goldman Sachs SP (Asia)	CC Bank European Wts Sep 2015 A	0.251	6.88 per unit	2015/09/30	80,000,000	2015/03/19
20237	Goldman Sachs SP (Asia)	CITIC Bank European Wts Sep 2015 A	0.431	6.08 per unit	2015/09/30	80,000,000	2015/03/19
20233	Goldman Sachs SP (Asia)	China Life Euro Wts Sep 2015 C	0.300	30.880	2015/09/30	80,000,000	2015/03/19
20238	Goldman Sachs SP (Asia)	China Mobile Euro Wts Sep 2015 A	0.600	105.000	2015/09/30	180,000,000	2015/03/19
20236	Goldman Sachs SP (Asia)	NCI European Warrants Sep 2015 A	0.389	41.880	2015/09/30	80,000,000	2015/03/19
20235	Goldman Sachs SP (Asia)	Sands China Euro Wts Sep 2015 B	0.280	32.880	2015/09/30	80,000,000	2015/03/19
20229	J P Morgan SP BV	Henderson Land Dev European Wt Nov 2015 A	0.250	57.000	2015/11/03	40,000,000	2015/03/19
20219	J P Morgan SP BV	HSI European Warrants Sep 2015 C	0.156	24,000 per 6,500 units	2015/09/29	300,000,000	2015/03/19
20220	J P Morgan SP BV	HSI European Warrants Oct 2015 B	0.151	25,400 per 6,000 units	2015/10/29	300,000,000	2015/03/19
20232	J P Morgan SP BV	MGM China European Warrants Jul 2016 A	0.253	16.880	2016/07/05	50,000,000	2015/03/19
20230	J P Morgan SP BV	Singyes Solar European Warrants Oct 2015A	0.163	12.880	2015/10/09	62,000,000	2015/03/19

Newly listed derivative warrants (continued)

Code	Issuer	Name of issue	Issue prices (HK\$)	Strike level/ Subscription price (HK\$) per 10 units	Subscription/ exercise period	Unit issued on initial listing	Listing date
20221	Macquarie Bank Ltd.	Hanergy TFP European Warrants Feb 17 A	0.250	12.880	2017/02/16	40,000,000	2015/03/19
20222	Macquarie Bank Ltd.	PetroChina European Wts Dec 2015 A	0.250	11.08 per unit	2015/12/02	40,000,000	2015/03/19
20228	Standard Chartered Bank	Agricultural Bk Eur Wts Sep 2015 A	0.150	3.99 per unit	2015/09/23	100,000,000	2015/03/19
20227	Standard Chartered Bank	HSBC European Warrants Nov 2015 C	0.250	67.000	2015/11/04	100,000,000	2015/03/19
20224	Standard Chartered Bank	MGM China European Wts Feb 2016 A	0.250	16.880	2016/02/03	60,000,000	2015/03/19
20223	Standard Chartered Bank	Sands China Euro Wts Sep 2015 C	0.250	32.880	2015/09/18	100,000,000	2015/03/19
20204	SGA Societe Generale Acceptance N.V.	CCB Eur Wt Oct 2015 A	0.250	6.38 per unit	2015/10/05	80,000,000	2015/03/19
20205	SGA Societe Generale Acceptance N.V.	Shenhua Eu Wt Jun 16 A	0.250	18.880	2016/06/01	100,000,000	2015/03/19
20206	SGA Societe Generale Acceptance N.V.	Galaxy Ent Eu Wt Nov15A	0.370	36.000	2015/11/04	80,000,000	2015/03/19
20207	SGA Societe Generale Acceptance N.V.	HSBC Eu Wt Nov 2015 B	0.250	70.000	2015/11/04	100,000,000	2015/03/19
20208	SGA Societe Generale Acceptance NV	Sands Ch Eu Put Wt Oct15B	0.360	30.000	2015/10/05	80,000,000	2015/03/19
20203	UBS AG	HSBC European Put Warrants Dec 2015 A	0.250	56.880	2015/12/08	100,000,000	2015/03/19
20202	UBS AG	HSI European Warrants Dec 2015 D	0.180	23,400 per 8,000 units	2015/12/30	300,000,000	2015/03/19
20249	BNP Paribas Arbit Issu B.V.	Greatwall Motor Eu Wt Dec 15 A	0.260	68.800	2015/12/02	60,000,000	2015/03/20
20251	BNP Paribas Arbit Issu B.V.	HLand Dev Euro Wts Feb 2016 A	0.250	63.800	2016/02/02	43,000,000	2015/03/20
20252	BNP Paribas Arbit Issu B.V.	NCI European Wts Dec 2015 A	0.250	60.000	2015/12/02	60,000,000	2015/03/20
20250	BNP Paribas Arbit Issu B.V.	Shanghai Electric Eu Wt Oct15A	0.250	7.20 per unit	2015/10/05	50,000,000	2015/03/20
20248	BNP Paribas Arbit Issu B.V.	Want Want Ch Eu Wts Aug 2018 A	0.250	9.280	2018/08/02	60,000,000	2015/03/20
20245	Credit Suisse AG	HSBC European Wts Nov 2015 B	0.260	66.660	2015/11/02	80,000,000	2015/03/20
20244	Credit Suisse AG	HSCEI European Warrants Sep 2015 B	0.250	11,600 per 4,000 units	2015/09/29	108,000,000	2015/03/20
20243	Credit Suisse AG	HSCEI European Warrants Oct 2015 A	0.170	12,000 per 4,000 units	2015/10/29	108,000,000	2015/03/20
20242	Credit Suisse AG	HSCEI European Warrants Dec 2015 A	0.150	12,800 per 4,000 units	2015/12/30	108,000,000	2015/03/20
20241	Credit Suisse AG	HSCEI European Put Warrants Jun 2015 A	0.150	11,250 per 4,000 units	2015/06/29	108,000,000	2015/03/20
20240	Credit Suisse AG	HSCEI European Put Warrants Sep 2015 A	0.170	11,000 per 4,000 units	2015/09/29	108,000,000	2015/03/20
20256	Goldman Sachs SP (Asia)	HSBC European Warrants Aug 2015 A	0.200	66.880	2015/08/20	200,000,000	2015/03/20
20255	J P Morgan SP BV	BOCL European Warrants Jan 2016 A	0.151	4.88 per unit	2016/01/05	150,000,000	2015/03/20
20254	J P Morgan SP BV	CC Bank European Wts Nov 2015 A	0.251	6.88 per unit	2015/11/02	150,000,000	2015/03/20
20246	UBS AG	Agricultural Bank European Warrants Sep 2015 B	0.150	3.99 per unit	2015/09/22	70,000,000	2015/03/20
20253	UBS AG	China Overseas European Warrants Dec 2015 A	0.250	24.880	2015/12/21	50,000,000	2015/03/20
20247	UBS AG	CSOP A50 ETF European Warrants Aug 2015 C	0.360	17.30 per unit	2015/08/26	80,000,000	2015/03/20
20264	Credit Suisse AG	AIA European Warrants Aug 2015 A	0.170	50.900	2015/08/31	80,000,000	2015/03/23
20269	Credit Suisse AG	BYD European Warrants Sep 2015 A	0.500	41.880	2015/09/29	60,000,000	2015/03/23
20265	Credit Suisse AG	CC Bank European Warrants Sep 2015 A	0.220	6.89 per unit	2015/09/01	80,000,000	2015/03/23
20266	Credit Suisse AG	CITIC Sec European Warrants Sep 2015 A	0.300	29.900	2015/09/29	60,000,000	2015/03/23
20268	Credit Suisse AG	China Shenhua European Wts Oct 2015 A	0.150	21.900	2015/10/30	70,000,000	2015/03/23
20258	Goldman Sachs SP (Asia)	HSI European Warrants Sep 2015 B	0.150	25,100 per 6,000 units	2015/09/29	150,000,000	2015/03/23
20257	Goldman Sachs SP (Asia)	HSI European Warrants Oct 2015 A	0.150	25,438 per 6,000 units	2015/10/29	150,000,000	2015/03/23
20272	J P Morgan SP BV	AIA European Warrants Oct 2015 A	0.150	57.000	2015/10/02	300,000,000	2015/03/23
20270	J P Morgan SP BV	Ch State Con European Warrants Aug 2016 A	0.250	12.880	2016/08/02	60,000,000	2015/03/23
20271	J P Morgan SP BV	Tencent European Put Warrants Mar 2016 A	0.250	142.88 per 100 units	2016/03/02	300,000,000	2015/03/23
20261	Macquarie Bank Ltd.	AIA European Warrants Oct 2015 A	0.200	51.880	2015/10/05	50,000,000	2015/03/23
20259	SGA Societe Generale Acceptance N.V.	HSBC Eu Wt Oct 2015 B	0.270	65.880	2015/10/05	100,000,000	2015/03/23
20260	SGA Societe Generale Acceptance N.V.	ICBC Eu Wt Nov 2015 A	0.250	6 per unit	2015/11/04	80,000,000	2015/03/23

Newly listed derivative warrants (continued)

Code	Issuer	Name of issue	Issue prices (HK\$)	Strike level/ Subscription price (HK\$) per 10 units	Subscription/ exercise period	Unit issued on initial listing	Listing date
20263	UBS AG	CITIC European Warrants Nov 2015 A	0.530	15.08 per unit	2015/11/30	20,000,000	2015/03/23
20262	UBS AG	Ping An European Warrants Sep 2015 B	0.540	92.880	2015/09/22	100,000,000	2015/03/23
20287	Credit Suisse AG	CITIC European Warrants Oct 2015 A	0.350	15 per unit	2015/10/05	60,000,000	2015/03/24
20288	Credit Suisse AG	CNBM European Warrants Oct 2015 B	0.450	8.28 per unit	2015/10/05	60,000,000	2015/03/24
20276	Credit Suisse AG	Ch Oilfield European Warrants Mar 2016 A	0.250	11.880	2016/03/31	60,000,000	2015/03/24
20289	Credit Suisse AG	Ch Overseas European Warrants Nov 2015 A	0.250	24.800	2015/11/30	60,000,000	2015/03/24
20286	Credit Suisse AG	PetroChina European Warrants Oct 2015 A	0.300	9.10 per unit	2015/10/05	60,000,000	2015/03/24
20283	Goldman Sachs SP (Asia)	CNOOC European Warrants Dec 2016 A	0.152	11.000	2016/12/30	80,000,000	2015/03/24
20282	Goldman Sachs SP (Asia)	China Travel Euro Wts Dec 2015 B	0.379	2.38 per unit	2015/12/30	80,000,000	2015/03/24
20280	Goldman Sachs SP (Asia)	Galaxy Ent European Wts Sep 2015 C	0.266	36.880	2015/09/30	80,000,000	2015/03/24
20281	Goldman Sachs SP (Asia)	KECL European Warrants Sep 2015 B	0.438	7.50 per unit	2015/09/30	80,000,000	2015/03/24
20273	HK Bank	China Mobile European Warrants Dec 2016 C	0.150	103.50 per 100 units	2016/12/05	180,000,000	2015/03/24
20275	HK Bank	ICBC European Warrants Sep 2015 A	0.250	5.75 per unit	2015/09/30	80,000,000	2015/03/24
20274	HK Bank	PetroChina European Warrants Sep 2015 B	0.350	8.58 per unit	2015/09/30	80,000,000	2015/03/24
20290	J P Morgan SP BV	Sands China European Warrants Oct 2015 C	0.252	31.000	2015/10/05	100,000,000	2015/03/24
20291	J P Morgan SP BV	Wynn Macau European Warrants Mar 2016 A	0.252	16.880	2016/03/02	80,000,000	2015/03/24
20278	Macquarie Bank Ltd.	Ch Oilfield European Wts Mar 2016 A	0.250	11.880	2016/03/16	40,000,000	2015/03/24
20284	SGA Societe Generale Acceptance N.V.	CSA50 Eu Wt Apr 2016B	0.150	15.000	2016/04/06	300,000,000	2015/03/24
20285	SGA Societe Generale Acceptance N.V.	FTA50 Eu Wt Jun 2016B	0.150	14.180	2016/06/01	300,000,000	2015/03/24
20298	Credit Suisse AG	China Cinda European Warrants Aug 2015 A	0.220	4 per unit	2015/08/31	60,000,000	2015/03/25
20302	Credit Suisse	CSCL European Warrants Oct 2015 A	0.300	2.61 per unit	2015/10/30	60,000,000	2015/03/25
20299	Credit Suisse AG	ChiUnicom European Warrants Aug 2015 A	0.500	12.82 per unit	2015/08/31	60,000,000	2015/03/25
20301	Credit Suisse AG	Geely Auto European Warrants Aug 2015 A	0.340	3.89 per unit	2015/08/31	60,000,000	2015/03/25
20315	Credit Suisse AG	HSBC European Wts Sep 2015 A	0.150	70.900	2015/09/07	80,000,000	2015/03/25
20304	Credit Suisse AG	KECL European Warrants Sep 2015 A	0.460	7.68 per unit	2015/09/30	60,000,000	2015/03/25
20305	Credit Suisse AG	Li & Fung European Warrants Sep 2015 A	0.250	9.29 per unit	2015/09/30	60,000,000	2015/03/25
20303	Credit Suisse AG	Ping An European Warrants Jul 2015 E	0.550	89.900	2015/07/31	80,000,000	2015/03/25
20293	Goldman Sachs SP (Asia)	CAM CSI300 European Wts Oct 2015 A	0.253	55.000	2015/10/30	80,000,000	2015/03/25
20316	Goldman Sachs SP (Asia)	HSI European Warrants Sep 2015 C	0.253	24,000 per 6,000 units	2015/09/29	150,000,000	2015/03/25
20317	Goldman Sachs SP (Asia)	HSI European Put Wts Sep 2015 D	0.250	23,000 per 6,000 units	2015/09/29	150,000,000	2015/03/25
20292	Goldman Sachs SP (Asia)	Ping An European Wts Dec 2016 B	0.150	93.93 per 100 units	2016/12/21	150,000,000	2015/03/25
20296	HK Bank	Ch Comm Cons European Warrants Mar 2016 A	0.150	11.400	2016/03/22	128,000,000	2015/03/25
20295	HK Bank	China Cinda European Warrants Sep 2015 A	0.280	3.88 per unit	2015/09/30	50,000,000	2015/03/25
20294	HK Bank	Ping An European Warrants Sep 2015 A	0.400	97.380	2015/09/30	50,000,000	2015/03/25
20313	J P Morgan SP BV	CAM CSI300 European Warrants Oct 2015 A	0.251	53.880	2015/10/02	100,000,000	2015/03/25
20314	J P Morgan SP BV	CAM CSI300 European Put Wts Oct 2015 B	0.276	43.880	2015/10/02	100,000,000	2015/03/25
20297	J P Morgan SP BV	R&F Ppt European Warrants Dec 2016 A	0.250	7.500	2016/12/30	80,000,000	2015/03/25
20312	UBS AG	Fosun Intl European Warrants Jul 2016 A	0.250	16.660	2016/07/15	50,000,000	2015/03/25
20309	UBS AG	Galaxy Ent European Put Warrants Sep 2015 B	0.330	31.880	2015/09/24	60,000,000	2015/03/25
20311	UBS AG	HSI European Warrants Sep 2015 D	0.150	25,000 per 6,000 units	2015/09/29	300,000,000	2015/03/25
20308	UBS AG	Sands China European Put Warrants Sep 2015 C	0.325	28.380	2015/09/24	60,000,000	2015/03/25
20306	UBS AG	Wynn Macau European Warrants Feb 2016 A	0.250	16.680	2016/02/19	40,000,000	2015/03/25
20350	BNP Paribas Arbit Issu B.V.	China Overseas Eu Wt May 2016A	0.250	27.000	2016/05/04	80,000,000	2015/03/26

Newly listed derivative warrants (continued)

Code	Issuer	Name of issue	Issue prices (HK\$)	Strike level/ Subscription price (HK\$) per 10 units	Subscription/ exercise period	Unit issued on initial listing	Listing date
20357	BNP Paribas Arbit Issu B.V.	CSOP A50 ETF Eu Wts May 2016 A	0.150	16.500	2016/05/04	100,000,000	2015/03/26
20356	BNP Paribas Arbit Issu B.V.	Sands China Euro Wt Dec 2015 A	0.250	37.000	2015/12/02	80,000,000	2015/03/26
20352	BNP Paribas Arbit Issu B.V.	Tencent Hldgs Eu Wt Oct 2016 A	0.220	158.88 per 100 units	2016/10/05	100,000,000	2015/03/26
20354	BNP Paribas Arbit Issu B.V.	Tencent Eu Put Wt Oct 2016 B	0.250	138 per 100 units	2016/10/05	80,000,000	2015/03/26
20355	BNP Paribas Arbit Issu B.V.	Wynn Macau Euro Wts Oct 2016 A	0.250	21.000	2016/10/05	50,000,000	2015/03/26
20337	Credit Suisse AG	CAM CSI300 European Warrants Sep 2015 A	0.250	53.980	2015/09/30	80,000,000	2015/03/26
20328	Credit Suisse AG	HSBC European Put Warrants Sep 2015 B	0.250	60.600	2015/09/30	50,000,000	2015/03/26
20323	Credit Suisse AG	HSI European Warrants Sep 2015 B	0.150	24,800 per 6,200 units	2015/09/29	128,000,000	2015/03/26
20324	Credit Suisse AG	HSI European Warrants Oct 2015 A	0.150	25,400 per 6,000 units	2015/10/29	128,000,000	2015/03/26
20326	Credit Suisse AG	HSI European Put Warrants Jul 2015 H	0.150	24,000 per 8,800 units	2015/07/30	128,000,000	2015/03/26
20325	Credit Suisse AG	HSI European Put Warrants Aug 2015 B	0.200	24,400 per 8,000 units	2015/08/28	128,000,000	2015/03/26
20334	Credit Suisse AG	Ping An European Put Warrants Sep 2015 A	0.430	80.380	2015/09/30	50,000,000	2015/03/26
20335	Credit Suisse AG	Stanchart European Put Warrants Apr 2016A	0.150	117.98 per 100 units	2016/04/25	70,000,000	2015/03/26
20346	Bank of East Asia	China Life European Warrants Sep 2015 B	0.255	33.880	2015/09/30	40,000,000	2015/03/26
20348	Bank of East Asia	Lenovo European Put Warrants Dec 2016 A	0.250	10.220	2016/12/30	40,000,000	2015/03/26
20322	HK Bank	CHALCO European Warrants Sep 2015 B	0.300	4.08 per unit	2015/09/30	50,000,000	2015/03/26
20321	HK Bank	CAM CSI300 European Warrants Sep 2015 C	0.250	53.880	2015/09/30	80,000,000	2015/03/26
20319	HK Bank	China Railway European Warrants Dec 2017 A	0.160	7.610	2017/12/29	128,000,000	2015/03/26
20320	HK Bank	CRCC European Warrants Apr 2016 A	0.150	11.850	2016/04/29	128,000,000	2015/03/26
20318	HK Bank	China Shenhua European Warrants Oct 2015 A	0.150	21.900	2015/10/30	80,000,000	2015/03/26
20349	J P Morgan SP BV	Tencent European Warrants Aug 2015 C	0.474	168.880	2015/08/03	100,000,000	2015/03/26
20340	J P Morgan SP BV	Tencent European Put Warrants Jul 2016 A	0.250	138.88 per 100 units	2016/07/04	300,000,000	2015/03/26
20341	J P Morgan SP BV	Tencent European Put Warrants Dec 2016 B	0.251	132.88 per 100 units	2016/12/30	300,000,000	2015/03/26
20329	Macquarie Bank Ltd.	Tencent European Warrants Oct 2015 A	0.738	150.000	2015/10/05	20,000,000	2015/03/26
20330	Macquarie Bank Ltd.	Tencent European Warrants Oct 2015 B	1.473	130.000	2015/10/05	20,000,000	2015/03/26
20331	Macquarie Bank Ltd.	Tencent European Warrants Oct 2015 C	0.500	170.000	2015/10/05	20,000,000	2015/03/26
20333	Macquarie Bank Ltd.	Tencent European Warrants Oct 2015 E	0.306	190.000	2015/10/05	33,000,000	2015/03/26
20332	Macquarie Bank Ltd.	Tencent European Put Wts Oct 2015 D	0.700	125.000	2015/10/05	20,000,000	2015/03/26
20342	SGA Societe Generale Acceptance N.V	COVS Eu Wts Dec 2015 A	0.255	22.880	2015/12/02	60,000,000	2015/03/26
20338	SGA Societe Generale Acceptance NV	CSOP A50 ETF Eu Wt Oct15B	0.670	16.88 per unit	2015/10/05	70,000,000	2015/03/26
20339	SGA Societe Generale Acceptance N.V.	A50 Ch Eu Wt Oct 2015C	0.590	15.88 per unit	2015/10/05	70,000,000	2015/03/26
20344	SGA Societe Generale Acceptance N.V	Sands China Eu Wt Oct15C	0.325	30.880	2015/10/05	80,000,000	2015/03/26
20343	SGA Societe Generale Acceptance N.V	Tencent Eu Put Wt Apr16A	0.250	145 per 100 units	2016/04/06	500,000,000	2015/03/26
20358	UBS AG	Anhui Conch European Warrants Sep 2015 A	0.150	34.900	2015/09/24	67,000,000	2015/03/26
20362	BNP Paribas Arbit Issu B.V.	BOCL European Wts Dec 2016 A	0.250	5.38 per unit	2016/12/02	100,000,000	2015/03/27
20361	BNP Paribas Arbit Issu B.V.	CC Bank Euro Wts Nov 2016 A	0.250	8.50 per unit	2016/11/02	100,000,000	2015/03/27
20364	BNP Paribas Arbit Issu B.V.	China Life Euro Wts Apr 2016 B	0.260	43.000	2016/04/05	100,000,000	2015/03/27
20366	BNP Paribas Arbit Issu B.V.	A50 China Euro Wts Jun 2016 A	0.150	14.180	2016/06/02	100,000,000	2015/03/27
20363	BNP Paribas Arbit Issu B.V.	HSBC European Wts Jan 2016 B	0.250	72.000	2016/01/05	100,000,000	2015/03/27
20360	BNP Paribas Arbit Issu B.V.	ICBC European Wts Oct 2015 A	0.250	6.05 per unit	2015/10/05	100,000,000	2015/03/27
20365	BNP Paribas Arbit Issu B.V.	Ping An European Wt Jan 2017 A	0.150	93.88 per 100 units	2017/01/04	100,000,000	2015/03/27
20369	Credit Suisse AG	Ping An European Warrants Aug 2015 B	0.340	113.880	2015/08/31	80,000,000	2015/03/27
20359	Credit Suisse AG	Tencent Holdings European Wts Jul 2015 A	0.570	168.980	2015/07/30	80,000,000	2015/03/27

Newly listed derivative warrants (continued)

Code	Issuer	Name of issue	Issue prices (HK\$)	Strike level/ Subscription price (HK\$) per 10 units	Subscription/ exercise period	Unit issued on initial listing	Listing date
20377	Credit Suisse AG	Tencent Holdings Euro Put Wts Jun 2016 B	0.250	137.98 per 100 units	2016/06/30	150,000,000	2015/03/27
20378	J P Morgan SP BV	Ping An European Warrants Jul 2015 B	0.150	112.880	2015/07/21	100,000,000	2015/03/27
20371	Macquarie Bank Ltd.	Ping An European Warrants Oct 2015 B	0.365	115.000	2015/10/05	28,000,000	2015/03/27
20367	SGA Societe Generale Acceptance N.V.	Ch Mob Eu Wt Oct 15 A	0.440	106.880	2015/10/05	100,000,000	2015/03/27
20372	SGA Societe Generale Acceptance N.V.	A50 Ch Eu Wt Oct 2016A	0.155	14.880	2016/10/05	300,000,000	2015/03/27
20368	SGA Societe Generale Acceptance N.V.	Ping An Eu Wt Nov 15 A	0.305	123.880	2015/11/04	80,000,000	2015/03/27
20370	SGA Societe Generale Acceptance N.V.	Tencent Eu Wt Sep 15 C	0.790	159.980	2015/09/02	70,000,000	2015/03/27
20373	UBS AG	Ping An European Warrants Aug 2015 C	0.280	113.980	2015/08/26	100,000,000	2015/03/27
20374	UBS AG	Ping An European Put Warrants Sep 2015 C	0.760	88.880	2015/09/29	100,000,000	2015/03/27
20376	UBS AG	Tencent Holdings European Warrants Aug 2015 D	0.600	170.180	2015/08/07	50,000,000	2015/03/27
20375	UBS AG	Tencent Holdings European Warrants Sep 2015 C	0.455	190.000	2015/09/30	50,000,000	2015/03/27
20383	Credit Suisse AG	Sinopec Corp European Warrants Sep 2015 A	0.250	6.45 per unit	2015/09/30	80,000,000	2015/03/30
20386	Credit Suisse AG	CSOP A50 ETF European Warrants Aug 2016 B	0.150	18.880	2016/08/29	150,000,000	2015/03/30
20385	Credit Suisse AG	Ping An European Put Warrants Sep 2015 B	0.600	87.980	2015/09/29	80,000,000	2015/03/30
20380	Goldman Sachs SP (Asia)	CHALCO European Wts Nov 2015 A	0.386	4.18 per unit	2015/11/30	60,000,000	2015/03/30
20382	Goldman Sachs SP (Asia)	Ping An European Wts Sep 2015 E	0.322	118.880	2015/09/30	60,000,000	2015/03/30
20381	Goldman Sachs SP (Asia)	Ping An Euro Put Wts Sep 2015 D	0.437	83.000	2015/09/30	60,000,000	2015/03/30
20379	Goldman Sachs SP (Asia)	Yurun Food European Wts Nov 2015 A	0.251	2.88 per unit	2015/11/30	60,000,000	2015/03/30
20394	J P Morgan SP BV	HKEx European Warrants Oct 2015 B	0.285	218.000	2015/10/02	80,000,000	2015/03/30
20393	J P Morgan SP BV	HKEx European Warrants Dec 2016 A	0.251	182 per 100 units	2016/12/02	300,000,000	2015/03/30
20389	UBS AG	China Life European Warrants Oct 2015 D	0.150	40.930	2015/10/26	100,000,000	2015/03/30
20390	UBS AG	China Life European Put Warrants Sep 2015 D	0.250	30.880	2015/09/30	100,000,000	2015/03/30
20391	UBS AG	Sinopec Corp European Warrants Oct 2015 A	0.370	6.68 per unit	2015/10/12	70,000,000	2015/03/30
20387	UBS AG	China Unicom European Warrants Sep 2015 B	0.415	13.88 per unit	2015/09/30	40,000,000	2015/03/30
20388	UBS AG	Greatwall Motor European Warrants Aug 2015 A	0.355	59.050	2015/08/26	40,000,000	2015/03/30
20392	UBS AG	Tencent Holdings European Put Warrants Feb 2016 A	0.206	142.98 per 100 units	2016/02/24	500,000,000	2015/03/30
20421	BNP Paribas Arbit Issu B.V.	CAM CSI300 Euro Wts Jan 2016 A	0.260	56.280	2016/01/05	100,000,000	2015/03/31
20403	BNP Paribas Arbit Issu B.V.	BJ Ent Water Euro Wts Dec 15 A	0.300	7 per unit	2015/12/02	35,000,000	2015/03/31
20404	BNP Paribas Arbit Issu B.V.	Ch Comm Cons Eur Wt Oct 2016 A	0.210	12.880	2016/10/04	50,000,000	2015/03/31
20408	BNP Paribas Arbit Issu B.V.	Country Garden Eu Wt Jul 2016A	0.250	4 per unit	2016/07/05	47,000,000	2015/03/31
20419	BNP Paribas Arbit Issu B.V.	Galaxy Ent Euro Wts Jan 2016 A	0.280	46.000	2016/01/05	100,000,000	2015/03/31
20416	BNP Paribas Arbit Issu B.V.	HSCEI European Wts Feb 2016 A	0.250	12,000 per 3,800 units	2016/02/26	100,000,000	2015/03/31
20417	BNP Paribas Arbit Issu B.V.	HSCEI Euro Put Wts Dec 2015 B	0.330	11,800 per 4,000 units	2015/12/30	100,000,000	2015/03/31
20428	Credit Suisse AG	China Life European Warrants Oct 2015 A	0.150	38.880	2015/10/29	80,000,000	2015/03/31
20413	Credit Suisse AG	CSOP A50 ETF European Warrants Aug 2015 B	0.600	17.28 per unit	2015/08/26	80,000,000	2015/03/31
20414	Credit Suisse AG	A50 China European Warrants Sep 2015 B	0.430	16.78 per unit	2015/09/30	80,000,000	2015/03/31
20415	Credit Suisse AG	Tencent Holdings European Wts Sep 2015 E	0.470	190.680	2015/09/30	80,000,000	2015/03/31
20399	Credit Suisse AG	Tencent Holdings Euro Put Wts Feb 2016 B	0.200	142.88 per 100 units	2016/02/25	150,000,000	2015/03/31
20402	HK Bank	A50 China European Warrants Dec 2015 C	0.150	13.770	2015/12/31	128,000,000	2015/03/31
20401	HK Bank	HKEx European Warrants Dec 2015 D	0.150	187.90 per 100 units	2015/12/01	128,000,000	2015/03/31
20400	HK Bank	Tencent European Put Warrants Feb 2016 A	0.180	142.78 per 100 units	2016/02/29	128,000,000	2015/03/31
20433	J P Morgan SP BV	China Life European Warrants Sep 2015 A	0.150	37.800	2015/09/02	100,000,000	2015/03/31
20432	J P Morgan SP BV	Sinopec Corp European Warrants Oct 2015 A	0.257	6.38 per unit	2015/10/02	100,000,000	2015/03/31

Newly listed derivative warrants (continued)

Code	Issuer	Name of issue	Issue prices (HK\$)	Strike level/ Subscription price (HK\$) per 10 units	Subscription/ exercise period	Unit issued on initial listing	Listing date
20430	J P Morgan SP BV	Greatwall Motor European Wts Nov 2015 A	0.393	60.880	2015/11/02	100,000,000	2015/03/31
20429	J P Morgan SP BV	Kingsoft European Warrants Sep 2015 A	0.160	22.500	2015/09/02	80,000,000	2015/03/31
20409	Macquarie Bank Ltd.	Foxconn European Warrants Nov 2015 A	0.500	4.88 per unit	2015/11/03	20,000,000	2015/03/31
20412	Macquarie Bank Ltd.	Kingsoft European Warrants Jan 2016 A	0.271	25.080	2016/01/05	37,000,000	2015/03/31
20426	UBS AG	CAM CSI300 European Warrants Oct 2015 B	0.310	56.880	2015/10/19	40,000,000	2015/03/31
20422	UBS AG	HKEx European Warrants Sep 2015 F	0.250	220.000	2015/09/30	60,000,000	2015/03/31
20395	UBS AG	HKEx European Warrants Nov 2015 B	0.150	188.10 per 100 units	2015/11/26	300,000,000	2015/03/31
20423	UBS AG	Kingsoft European Warrants Dec 2015 A	0.250	24.880	2015/12/21	100,000,000	2015/03/31
20424	UBS AG	Stanchart European Warrants Sep 2015 A	0.510	148.880	2015/09/30	50,000,000	2015/03/31
20443	Credit Suisse AG	HKEx European Warrants Oct 2015 B	0.300	222.000	2015/10/02	80,000,000	2015/04/01
20442	Credit Suisse AG	Stanchart European Warrants Oct 2015 A	0.400	149.880	2015/10/02	80,000,000	2015/04/01
20438	Goldman Sachs SP (Asia)	HKEx European Warrants Oct 2015 A	0.509	220.000	2015/10/05	80,000,000	2015/04/01
20437	Goldman Sachs SP (Asia)	HSBC European Warrants Oct 2015 B	0.250	72.000	2015/10/05	200,000,000	2015/04/01
20441	Goldman Sachs SP (Asia)	Kingdee Intl European Wts Nov 15 A	0.519	3.50 per unit	2015/11/05	60,000,000	2015/04/01
20434	HK Bank	China Mobile European Warrants Sep 2015 A	0.350	111.880	2015/09/30	60,000,000	2015/04/01
20435	HK Bank	CPIC European Warrants Sep 2015 B	0.250	39.880	2015/09/30	80,000,000	2015/04/01
20446	J P Morgan SP BV	AAC Acoustic European Warrants Oct 2015 A	0.473	56.000	2015/10/02	50,000,000	2015/04/01
20447	J P Morgan SP BV	BJ Ent Water European Warrants Oct 2015 A	0.401	5.88 per unit	2015/10/02	40,000,000	2015/04/01
10344	J P Morgan SP BV	N225 Index Euro Wts Dec 2015 B	0.250	20,800 per 560 units	2015/12/11	200,000,000	2015/04/01
20445	Macquarie Bank Ltd.	Geely Auto European Wts Nov 2015 A	0.251	5.98 per unit	2015/11/03	40,000,000	2015/04/01
20444	Macquarie Bank Ltd.	Greatwall Motor European Wts Oct 2015 A	0.250	77.500	2015/10/05	40,000,000	2015/04/01
20440	SGA Societe Generale Acceptance N.V.	ZTE Eu Wt Dec 2015 B	0.175	18.880	2015/12/02	80,000,000	2015/04/01
20448	UBS AG	Ping An European Warrants Sep 2015 D	0.510	101.880	2015/09/30	100,000,000	2015/04/01
20451	BOCI Asia Ltd.	Anhui Conch European Warrants Nov 2015 A	0.270	30.000	2015/11/02	100,000,000	2015/04/02
20453	BOCI Asia Ltd.	Haitong Sec European Warrants Dec 2015 A	0.290	19.380	2015/12/07	100,000,000	2015/04/02
20452	BOCI Asia Ltd.	ICBC European Warrants Nov 2015 A	0.280	6 per unit	2015/11/16	100,000,000	2015/04/02
20450	BOCI Asia Ltd.	PetroChina European Warrants Oct 2015 A	0.370	9 per unit	2015/10/12	100,000,000	2015/04/02
20449	BOCI Asia Ltd.	Tencent Holdings European Wts Dec 2015 D	0.150	148 per 100 units	2015/12/28	100,000,000	2015/04/02
20464	BNP Paribas Arbit Issu B.V.	CNOOC European Wts Oct 2015 A	0.210	13.50 per unit	2015/10/05	94,000,000	2015/04/02
20465	BNP Paribas Arbit Issu B.V.	A50 China Euro Wts Apr 2016 A	0.160	12.990	2016/04/05	100,000,000	2015/04/02
20460	BNP Paribas Arbit Issu B.V.	HSI European Wts Sep 2015 A	0.160	24,800 per 6,200 units	2015/09/29	100,000,000	2015/04/02
20462	BNP Paribas Arbit Issu B.V.	HSI Euro Put Wts Oct 2015 B	0.260	24,400 per 8,000 units	2015/10/29	100,000,000	2015/04/02
20473	Credit Suisse AG	Geely Auto European Warrants Oct 2015 A	0.350	4.80 per unit	2015/10/05	60,000,000	2015/04/02
20484	Credit Suisse AG	Kingsoft European Warrants Nov 2015 B	0.250	24.680	2015/11/30	60,000,000	2015/04/02
20488	Goldman Sachs SP (Asia)	China Gas European Wts Dec 2015 A	0.250	13.000	2015/12/21	50,000,000	2015/04/02
20487	Goldman Sachs SP (Asia)	Shanghai Ind Euro Wts Dec 2015 A	0.250	25.000	2015/12/07	50,000,000	2015/04/02
20489	Goldman Sachs SP (Asia)	Sihuan Pharm Euro Wts Nov 2015 A	0.635	5.20 per unit	2015/11/16	20,000,000	2015/04/02
20490	Goldman Sachs SP (Asia)	Sunny Optical Euro Wts Dec 2015 A	0.300	14.800	2015/12/07	50,000,000	2015/04/02
20486	Goldman Sachs SP (Asia)	Vtech European Warrants Jul 2016 A	0.250	120 per 100 units	2016/07/05	50,000,000	2015/04/02
20459	HK Bank	CC Bank European Warrants Oct 2015 A	0.250	6.80 per unit	2015/10/05	80,000,000	2015/04/02
20458	HK Bank	Ch Ship Cont European Warrants Oct 2015 A	0.250	2.50 per unit	2015/10/05	60,000,000	2015/04/02
20457	HK Bank	Kingsoft European Warrants Oct 2015 A	0.250	22.880	2015/10/30	80,000,000	2015/04/02
20481	J P Morgan SP BV	China Mob European Wts Oct 2015 A	0.340	110.000	2015/10/02	100,000,000	2015/04/02

Newly listed derivative warrants (continued)

Code	Issuer	Name of issue	Issue prices (HK\$)	Strike level/ Subscription price (HK\$) per 10 units	Subscription/ exercise period	Unit issued on initial listing	Listing date
20482	J P Morgan SP BV	Sihuan Pharm European Warrants Oct 2015 A	0.352	5.50 per unit	2015/10/02	80,000,000	2015/04/02
20476	Macquarie Bank Ltd.	AIA European Warrants Jan 2016 A	0.250	56.380	2016/01/05	40,000,000	2015/04/02
20470	Macquarie Bank Ltd.	Brilliance Chi Euro Wts Apr 2016 A	0.250	18.000	2016/04/05	40,000,000	2015/04/02
20472	Macquarie Bank Ltd.	China Mobile European Wts Aug 2015 B	0.200	122.800	2015/08/04	50,000,000	2015/04/02
20471	Macquarie Bank Ltd.	Ch Ship Cont European Wts Nov 2015 A	0.250	2.98 per unit	2015/11/05	40,000,000	2015/04/02
20466	Macquarie Bank Ltd.	GCL-Poly Energy European Wts Feb 2016 A	0.334	2.78 per unit	2016/02/02	30,000,000	2015/04/02
20483	Macquarie Bank Ltd.	Huaneng Power European Wts Nov 2016 A	0.150	10.880	2016/11/02	80,000,000	2015/04/02
20467	Macquarie Bank Ltd.	Kingdee Int'l European Wts Dec 2015 A	0.455	3.88 per unit	2015/12/16	22,000,000	2015/04/02
20477	Macquarie Bank Ltd.	China Mengniu European Wts Jan 2016 A	0.250	45.880	2016/01/05	40,000,000	2015/04/02
20454	SGA Societe Generale Acceptance N.V.	CCCC Eu Wt Apr 2016 A	0.150	11.380	2016/04/06	150,000,000	2015/04/02
20468	SGA Societe Generale Acceptance N.V.	CITIC Euro Wt Jan 18A	0.270	13.280	2018/01/03	80,000,000	2015/04/02
20456	SGA Societe Generale Acceptance N.V.	CRail Eu Wt Dec 2017A	0.170	7.500	2017/12/04	200,000,000	2015/04/02
20455	SGA Societe Generale Acceptance N.V.	CRCC Eu Wt May 2016 A	0.155	11.860	2016/05/04	150,000,000	2015/04/02
20469	SGA Societe Generale Acceptance N.V.	GWMC Eu Wt Oct 2015 A	0.400	60.880	2015/10/05	30,000,000	2015/04/02
20479	SGA Societe Generale Acceptance N.V.	Wynn Eu Wt Mar 2016 A	0.250	18.880	2016/03/02	70,000,000	2015/04/02
19114 [#]	Goldman Sachs SP (Asia)	HSBC European Warrants Sep 2015 A	0.161	69.880	2015/09/02	70,000,000	2015/04/02
20516	BNP Paribas Arbit Issu B.V.	HSBC European Wts Sep 2015 A	0.180	69.880	2015/09/02	100,000,000	2015/04/08
20520	BNP Paribas Arbit Issu B.V.	PetroCh Euro Wts Sep 2015 A	0.180	10 per unit	2015/09/02	100,000,000	2015/04/08
20518	BNP Paribas Arbit Issu B.V.	Ping An European Wt Sep 2015 A	0.230	113.880	2015/09/02	100,000,000	2015/04/08
20519	BNP Paribas Arbit Issu B.V.	Ping An European Wt Oct 2016 A	0.160	87.20 per 100 units	2016/10/03	100,000,000	2015/04/08
20517	BNP Paribas Arbit Issu B.V.	Tencent Hldgs Eu Wt Oct 2015 A	0.150	140 per 100 units	2015/10/05	100,000,000	2015/04/08
20505	Credit Suisse AG	Ch Oilfield European Warrants Nov 2015 A	0.150	13.990	2015/11/30	70,000,000	2015/04/08
20506	Credit Suisse AG	Ping An European Warrants Oct 2015 A	0.500	102.000	2015/10/07	70,000,000	2015/04/08
20491	HK Bank	China Mobile European Put Warrants Oct 2015 A	0.350	88.880	2015/10/30	60,000,000	2015/04/08
20493	HK Bank	China Tel European Warrants Oct 2015 A	0.300	5.38 per unit	2015/10/30	60,000,000	2015/04/08
20495	HK Bank	Mengniu European Warrants Oct 2015 A	0.250	43.880	2015/10/30	60,000,000	2015/04/08
20492	HK Bank	Shanghai Electric European Warrants Oct 2015 A	0.500	4.58 per unit	2015/10/30	50,000,000	2015/04/08
20509	J P Morgan SP BV	Ch Ship Cont European Warrants Oct 2015 A	0.176	2.60 per unit	2015/10/05	60,000,000	2015/04/08
20511	J P Morgan SP BV	Haier Elec European Warrants Nov 2015 A	0.252	23.500	2015/11/30	50,000,000	2015/04/08
20507	J P Morgan SP BV	HSCEI European Wts Dec 2015 A	0.153	12,800 per 4,000 units	2015/12/30	200,000,000	2015/04/08
20508	J P Morgan SP BV	HSCEI European Wts Feb 2016 A	0.253	12,400 per 4,000 units	2016/02/26	200,000,000	2015/04/08
20512	J P Morgan SP BV	HSI European Warrants Nov 2015 A	0.255	25,000 per 6,000 units	2015/11/27	300,000,000	2015/04/08
20514	J P Morgan SP BV	HSI European Put Warrants Oct 2015 C	0.253	24,200 per 8,000 units	2015/10/29	300,000,000	2015/04/08
20510	J P Morgan SP BV	Kingdee Intl European Warrants Oct 2015 A	0.258	3.68 per unit	2015/10/07	40,000,000	2015/04/08
20515	Macquarie Bank Ltd.	CAM CSI300 European Wts Nov 2015 A	0.250	62.500	2015/11/03	40,000,000	2015/04/08
20504	Macquarie Bank Ltd.	Zoomlion European Warrants Dec 2015 B	0.289	8 per unit	2015/12/02	35,000,000	2015/04/08
20496	SGA Societe Generale Acceptance N.V.	HSCEI Eu Wt Oct 2015A	0.250	11,400 per 4,000 units	2015/10/29	150,000,000	2015/04/08
20497	SGA Societe Generale Acceptance N.V.	HSCEI Eu Wt Oct 2015B	0.185	12,000 per 4,000 units	2015/10/29	150,000,000	2015/04/08
20498	SGA Societe Generale Acceptance N.V.	HSCEI Eu Wt Dec 2015A	0.155	12,800 per 4,000 units	2015/12/30	150,000,000	2015/04/08
20500	SGA Societe Generale Acceptance N.V.	HSCEI Eu Put Wt Sep15A	0.150	11,000 per 4,000 units	2015/09/29	150,000,000	2015/04/08
20502	SGA Societe Generale Acceptance N.V.	HSCEI Eu Put Wt Oct15C	0.250	11,800 per 4,000 units	2015/10/29	150,000,000	2015/04/08
20503	UBS AG	HSCEI European Warrants Dec 2015 A	0.150	12,800 per 4,000 units	2015/12/30	100,000,000	2015/04/08
18055 [#]	HK Bank	China Life European Warrants Jun 2015 D	0.460	29.980	2015/06/09	100,000,000	2015/04/08

Newly listed derivative warrants (continued)

Code	Issuer	Name of issue	Issue prices (HK\$)	Strike level/ Subscription price (HK\$) per 10 units	Subscription/ exercise period	Unit issued on initial listing	Listing date
20526	BOCI Asia Ltd.	China Cinda European Warrants Nov 2015 A	0.380	4.08 per unit	2015/11/30	100,000,000	2015/04/09
20527	BOCI Asia Ltd.	CITIC Sec European Warrants Nov 2015 A	0.420	29.680	2015/11/23	100,000,000	2015/04/09
20524	BOCI Asia Ltd.	Tencent Holdings European Wts Oct 2015 B	0.570	169.980	2015/10/12	100,000,000	2015/04/09
20525	BOCI Asia Ltd.	Tencent Holdings European Put Wts Jul 2016 A	0.190	137.88 per 100 units	2016/07/05	100,000,000	2015/04/09
20571	BNP Paribas Arbit Issu B.V.	Ch Railway Euro Wts Mar 2017 A	0.270	8.800	2017/03/02	47,000,000	2015/04/09
20572	BNP Paribas Arbit Issu B.V.	CRCC European Wts Mar 2016 A	0.250	13.880	2016/03/02	100,000,000	2015/04/09
20568	BNP Paribas Arbit Issu B.V.	HKEx European Wts Jan 2016 B	0.190	185 per 100 units	2016/01/04	100,000,000	2015/04/09
20570	BNP Paribas Arbit Issu B.V.	HSCEI European Wts Aug 2015 A	0.150	12,400 per 4,000 units	2015/08/28	100,000,000	2015/04/09
20573	BNP Paribas Arbit Issu B.V.	HS H-SHARE Euro Wts Nov 2015 A	0.310	155.000	2015/11/27	67,000,000	2015/04/09
20569	BNP Paribas Arbit Issu B.V.	HSI European Wts Dec 2015 A	0.170	26,400 per 6,000 units	2015/12/30	100,000,000	2015/04/09
20535	Credit Suisse AG	China Life European Put Wts Sep 2015 D	0.200	30.830	2015/09/22	60,000,000	2015/04/09
20538	Credit Suisse AG	HKEx European Put Warrants Aug 2015 B	0.150	188 per 100 units	2015/08/31	80,000,000	2015/04/09
20536	Credit Suisse AG	HKEx European Put Warrants May 2016 A	0.150	170 per 100 units	2016/05/31	90,000,000	2015/04/09
20521	Credit Suisse AG	HSCEI European Put Warrants Jul 2015 A	0.150	11,600 per 4,800 units	2015/07/30	108,000,000	2015/04/09
20522	Credit Suisse AG	HSCEI European Put Warrants Aug 2015 A	0.150	11,800 per 4,800 units	2015/08/28	108,000,000	2015/04/09
20566	Bank of East Asia	CNOOC European Warrants Jun 2017 A	0.160	10.860	2017/06/27	70,000,000	2015/04/09
20567	Bank of East Asia	CNOOC European Put Warrants Dec 2015 A	0.160	10.980	2015/12/22	70,000,000	2015/04/09
20564	Bank of East Asia	Henganintl European Warrants Oct 2015 A	0.295	110.440	2015/10/08	40,000,000	2015/04/09
20565	Bank of East Asia	Kingsoft European Warrants Dec 2015 A	0.255	25.888	2015/12/02	40,000,000	2015/04/09
20543	Goldman Sachs SP (Asia)	HSCEI European Warrants Aug 2015 C	0.150	12,748 per 4,000 units	2015/08/28	150,000,000	2015/04/09
20528	Goldman Sachs SP (Asia)	HSCEI European Put Wts Jul 2015 A	0.151	12,048 per 4,800 units	2015/07/30	150,000,000	2015/04/09
20529	Goldman Sachs SP (Asia)	HSCEI European Put Wts Aug 2015 B	0.221	12,248 per 4,000 units	2015/08/28	150,000,000	2015/04/09
20530	Goldman Sachs SP (Asia)	HSI European Put Wts Oct 2015 B	0.255	25,288 per 8,000 units	2015/10/29	150,000,000	2015/04/09
20531	Goldman Sachs SP (Asia)	HSI European Put Wts Oct 2015 C	0.255	25,800 per 9,000 units	2015/10/29	150,000,000	2015/04/09
20533	Goldman Sachs SP (Asia)	Kingdee Intl European Wts Oct 15 A	0.339	4.18 per unit	2015/10/15	60,000,000	2015/04/09
20534	Goldman Sachs SP (Asia)	Kingsoft European Wts Oct 2015 B	0.250	26.000	2015/10/15	100,000,000	2015/04/09
20556	J P Morgan SP BV	China Life European Put Wts Sep 2015 B	0.155	30.880	2015/09/30	100,000,000	2015/04/09
20544	J P Morgan SP BV	China Mob European Wts Aug 2015 D	0.411	105.000	2015/08/24	100,000,000	2015/04/09
20545	J P Morgan SP BV	Chi Res Land European Warrants Dec 2015 C	0.153	25.880	2015/12/07	100,000,000	2015/04/09
20553	J P Morgan SP BV	HKEx European Warrants Nov 2015 B	0.338	230.000	2015/11/02	80,000,000	2015/04/09
20547	J P Morgan SP BV	HKEx European Put Wts Sep 2015 D	0.152	188 per 100 units	2015/09/02	200,000,000	2015/04/09
20554	J P Morgan SP BV	HSI European Put Warrants Aug 2015 C	0.152	24,600 per 9,500 units	2015/08/28	300,000,000	2015/04/09
20555	J P Morgan SP BV	Kingsoft European Warrants Nov 2015 A	0.250	26.000	2015/11/02	80,000,000	2015/04/09
20541	SGA Societe Generale Acceptance N.V.	CLife Eu Wt Nov 2015 A	0.150	40.880	2015/11/04	150,000,000	2015/04/09
20540	SGA Societe Generale Acceptance N.V.	CP&CC Eu Wt Nov 2015A	0.250	7 per unit	2015/11/04	80,000,000	2015/04/09
20539	SGA Societe Generale Acceptance N.V.	HKEx Eu Wt Oct 2015 B	0.690	218.000	2015/10/05	30,000,000	2015/04/09
20563	UBS AG	CAM CSI300 European Warrants Oct 2015 C	0.250	62.880	2015/10/30	40,000,000	2015/04/09
20559	UBS AG	Ch Railway Cons European Warrants Feb 2016 A	0.280	14.880	2016/02/22	60,000,000	2015/04/09
20562	UBS AG	Fosun Intl European Warrants May 2016 A	0.250	18.880	2016/05/10	50,000,000	2015/04/09
20560	UBS AG	HKEx European Warrants Dec 2015 C	0.610	250.000	2015/12/21	80,000,000	2015/04/09
20561	UBS AG	HKEx European Warrants Jun 2016 C	0.208	200.20 per 100 units	2016/06/27	300,000,000	2015/04/09
20557	UBS AG	Kingsoft European Warrants Dec 2015 B	0.250	30.880	2015/12/28	100,000,000	2015/04/09
20622	BNP Paribas Arbit Issu B.V.	CEB Bank European Wts Nov 15 A	0.420	5.28 per unit	2015/11/03	36,000,000	2015/04/10

Newly listed derivative warrants (continued)

Code	Issuer	Name of issue	Issue prices (HK\$)	Strike level/ Subscription price (HK\$) per 10 units	Subscription/ exercise period	Unit issued on initial listing	Listing date
20617	BNP Paribas Arbit Issu B.V.	China Life Euro Wts Nov 2015 A	0.150	43.380	2015/11/03	100,000,000	2015/04/10
20621	BNP Paribas Arbit Issu B.V.	CPIC European Wts Dec 2015 A	0.280	43.880	2015/12/02	100,000,000	2015/04/10
20618	BNP Paribas Arbit Issu B.V.	CSOP A50 ETF Eu Wts Sep 2016 A	0.150	19.380	2016/09/02	100,000,000	2015/04/10
20619	BNP Paribas Arbit Issu B.V.	HKEx European Wts Mar 2016 A	0.150	228.90 per 100 units	2016/03/02	100,000,000	2015/04/10
20620	BNP Paribas Arbit Issu B.V.	Huaneng Euro Wts Nov 2016 A	0.190	10.880	2016/11/02	100,000,000	2015/04/10
20623	BNP Paribas Arbit Issu B.V.	Sh Pharma Euro Wts Nov 2015 A	0.310	23.800	2015/11/03	48,000,000	2015/04/10
20602	Credit Suisse AG	BOCL European Warrants Oct 2015 A	0.250	5.10 per unit	2015/10/30	80,000,000	2015/04/10
20603	Credit Suisse AG	CC Bank European Warrants Oct 2015 A	0.250	7.20 per unit	2015/10/30	80,000,000	2015/04/10
20600	Credit Suisse AG	Ch Comm Cons European Warrants Mar 2016 B	0.250	13.300	2016/03/31	120,000,000	2015/04/10
20605	Credit Suisse AG	Ch Overseas European Warrants Sep 2015 A	0.150	28.000	2015/09/29	70,000,000	2015/04/10
20606	Credit Suisse AG	China Tel European Warrants Sep 2015 A	0.220	5.69 per unit	2015/09/29	70,000,000	2015/04/10
20601	Credit Suisse AG	HKEx European Warrants Oct 2015 C	0.270	250.000	2015/10/30	80,000,000	2015/04/10
20583	Credit Suisse AG	HSCEI European Warrants Sep 2015 C	0.150	13,800 per 3,800 units	2015/09/29	108,000,000	2015/04/10
20582	Credit Suisse AG	HSCEI European Warrants Dec 2015 B	0.150	14,000 per 4,000 units	2015/12/30	108,000,000	2015/04/10
20584	Credit Suisse AG	HSCEI European Put Warrants Aug 2015 B	0.210	12,200 per 4,000 units	2015/08/28	108,000,000	2015/04/10
20604	Credit Suisse AG	ICBC European Warrants Oct 2015 A	0.150	6.51 per unit	2015/10/07	80,000,000	2015/04/10
20599	Credit Suisse	Shanghai Electric European Warrants Dec 15 A	0.720	6 per unit	2015/12/21	50,000,000	2015/04/10
20595	Goldman Sachs SP (Asia)	CITIC European Warrants Oct 2015 B	0.442	15.28 per unit	2015/10/30	50,000,000	2015/04/10
20590	Goldman Sachs SP (Asia)	CSOP A50 ETF Euro Wts Oct 2015 A	0.579	18 per unit	2015/10/30	80,000,000	2015/04/10
20593	Goldman Sachs SP (Asia)	Ch South Air European Wts Oct 15 A	0.657	6.28 per unit	2015/10/30	40,000,000	2015/04/10
20594	Goldman Sachs SP (Asia)	China Taiping European Wts Oct15 A	0.363	28.880	2015/10/30	50,000,000	2015/04/10
20591	Goldman Sachs SP (Asia)	A50 China European Wts Oct 2015 A	0.688	16 per unit	2015/10/30	80,000,000	2015/04/10
20592	Goldman Sachs SP (Asia)	China Mengniu Euro Wt Oct 2015 A	0.327	46.000	2015/10/30	80,000,000	2015/04/10
20574	HK Bank	China Life European Warrants Oct 2015 A	0.150	39.850	2015/10/30	100,000,000	2015/04/10
20580	HK Bank	CSOP A50 ETF European Warrants Apr 2016 A	0.150	16.980	2016/04/29	180,000,000	2015/04/10
20579	HK Bank	A50 China European Warrants Jun 2016 B	0.150	15.270	2016/06/30	180,000,000	2015/04/10
20575	HK Bank	HKEx European Put Warrants Sep 2015 D	0.150	187.90 per 100 units	2015/09/01	100,000,000	2015/04/10
20581	HK Bank	HKEx European Put Warrants May 2016 A	0.150	169.90 per 100 units	2016/05/31	100,000,000	2015/04/10
20577	HK Bank	Tencent European Warrants Oct 2015 C	0.550	172.880	2015/10/30	50,000,000	2015/04/10
20624	J P Morgan SP BV	China Railway European Wts Oct 2016 A	0.253	9.280	2016/10/31	100,000,000	2015/04/10
20625	J P Morgan SP BV	Ch Railway Cons European Wts Feb 2016 A	0.250	14.400	2016/02/29	80,000,000	2015/04/10
20628	J P Morgan SP BV	Evergrande European Warrants Nov 2015 A	0.253	4.68 per unit	2015/11/03	60,000,000	2015/04/10
20630	J P Morgan SP BV	Fosun Intl European Warrants Mar 2016 A	0.252	18.000	2016/03/31	50,000,000	2015/04/10
20631	J P Morgan SP BV	HSCEI European Wts Dec 2015 B	0.150	14,000 per 4,000 units	2015/12/30	200,000,000	2015/04/10
20632	J P Morgan SP BV	HSCEI European Put Warrants Oct 2015 A	0.251	12,000 per 4,000 units	2015/10/29	200,000,000	2015/04/10
20633	J P Morgan SP BV	Stanchart European Warrants Sep 2015 B	0.375	148.880	2015/09/30	50,000,000	2015/04/10
20613	SGA Societe Generale Acceptance N.V.	CCoal Eu Wt Nov 2015 A	0.345	5 per unit	2015/11/04	30,000,000	2015/04/10
20612	SGA Societe Generale Acceptance N.V.	CITIC Sec Eu Wt Nov15A	0.290	38.880	2015/11/04	50,000,000	2015/04/10
20596	SGA Societe Generale Acceptance NV	Chi Res Land Eu Wt May16A	0.260	26.880	2016/05/04	70,000,000	2015/04/10
20598	SGA Societe Generale Acceptance N.V.	HKEx Eu Wt Jul 2016 C	0.150	258.88 per 100 units	2016/07/04	300,000,000	2015/04/10
20609	SGA Societe Generale Acceptance N.V.	HS H-SHARE Eu Wts Aug15A	0.375	140.000	2015/08/05	50,000,000	2015/04/10
20608	SGA Societe Generale Acceptance N.V.	HS H-SHARE Eu Wts Oct15A	0.820	130.000	2015/10/05	50,000,000	2015/04/10
20610	SGA Societe Generale Acceptance N.V.	HS H-SHARE Eu Wts Nov15A	0.370	150.000	2015/11/04	50,000,000	2015/04/10

Newly listed derivative warrants (continued)

Code	Issuer	Name of issue	Issue prices (HK\$)	Strike level/ Subscription price (HK\$) per 10 units	Subscription/ exercise period	Unit issued on initial listing	Listing date
20611	SGA Societe Generale Acceptance N.V.	HS H-SH Eu Put Wt Nov15B	0.680	115.000	2015/11/04	50,000,000	2015/04/10
20597	SGA Societe Generale Acceptance N.V.	Haitong Sec Eu Wt Dec15A	0.250	24.000	2015/12/02	80,000,000	2015/04/10
20615	SGA Societe Generale Acceptance N.V.	Shimao Ppt Eu Wt Jun16A	0.250	19.500	2016/06/06	100,000,000	2015/04/10
20614	SGA Societe Generale Acceptance N.V.	Ch Vanke Eu Wts Nov15 A	0.180	22.880	2015/11/04	100,000,000	2015/04/10
20616	SGA Societe Generale Acceptance NV	Yanzhou Coal Eu Wt Nov15A	0.650	7.38 per unit	2015/11/04	20,000,000	2015/04/10
20627	UBS AG	China Railway European Warrants Nov 2016 A	0.250	10.380	2016/11/28	80,000,000	2015/04/10
20607	UBS AG	Evergrande European Warrants Oct 2015 A	0.300	4.68 per unit	2015/10/12	40,000,000	2015/04/10
20585	UBS AG	HKEx European Warrants Jun 2017 A	0.150	300.20 per 100 units	2017/06/23	300,000,000	2015/04/10
20586	UBS AG	HSCEI European Warrants Dec 2015 B	0.150	14,000 per 4,000 units	2015/12/30	100,000,000	2015/04/10
20589	UBS AG	HSCEI European Put Warrants Dec 2015 C	0.230	11,800 per 4,000 units	2015/12/30	100,000,000	2015/04/10
17173#	Credit Suisse AG	HKEx European Warrants Nov 2015 A	0.142	199.98 per 100 units	2015/11/23	150,000,000	2015/04/10
20636	BOCI Asia Ltd.	China Life European Put Warrants Oct 2015 B	0.280	32.000	2015/10/29	100,000,000	2015/04/13
20634	BOCI Asia Ltd.	HKEx European Put Warrants Jun 2016 B	0.150	170 per 100 units	2016/06/08	100,000,000	2015/04/13
20637	BOCI Asia Ltd.	Kingsoft European Warrants Dec 2015 A	0.310	24.880	2015/12/07	100,000,000	2015/04/13
20635	BOCI Asia Ltd.	Ping An European Put Warrants Oct 2015 A	0.430	83.000	2015/10/05	100,000,000	2015/04/13
20655	BNP Paribas Arbit Issu B.V.	CKH European Wts Oct 2015 A	0.150	208.000	2015/10/05	74,000,000	2015/04/13
20661	BNP Paribas Arbit Issu B.V.	Sinopec Corp Eu Wts Mar 2016 A	0.270	7.18 per unit	2016/03/02	100,000,000	2015/04/13
20662	BNP Paribas Arbit Issu B.V.	Chi Res Land Eu Wt Feb 2016 A	0.280	25.000	2016/02/02	100,000,000	2015/04/13
20658	BNP Paribas Arbit Issu B.V.	Ch Southern Air Eu Wt Dec 15 A	0.780	7 per unit	2015/12/02	31,000,000	2015/04/13
20659	BNP Paribas Arbit Issu B.V.	Ch Ship Dev Euro Wts Sep 2017A	0.250	5.780	2017/09/04	100,000,000	2015/04/13
20660	BNP Paribas Arbit Issu B.V.	Datang Power Eu Wts Dec 2015 A	0.350	5 per unit	2015/12/02	30,000,000	2015/04/13
20657	BNP Paribas Arbit Issu B.V.	GAC European Warrants Dec 17 A	0.270	8.500	2017/12/04	100,000,000	2015/04/13
20656	BNP Paribas Arbit Issu B.V.	Poly HK Inv Eur Wts Dec 2015 A	0.380	4.68 per unit	2015/12/02	30,000,000	2015/04/13
20640	Credit Suisse AG	China Life European Warrants Oct 2015 B	0.150	43.400	2015/10/23	80,000,000	2015/04/13
20639	Credit Suisse AG	Ping An European Warrants Sep 2015 C	0.300	118.900	2015/09/29	80,000,000	2015/04/13
20666	J P Morgan SP BV	CAM CSI300 European Warrants Nov 2015 A	0.253	58.000	2015/11/02	100,000,000	2015/04/13
20664	J P Morgan SP BV	BYD European Warrants Nov 2015 A	0.463	52.000	2015/11/02	100,000,000	2015/04/13
20668	J P Morgan SP BV	Ch Merchants European Warrants Dec 2015 A	0.257	36.880	2015/12/01	60,000,000	2015/04/13
20665	J P Morgan SP BV	China Shenhua European Wts Oct 2015 A	0.152	21.880	2015/10/30	80,000,000	2015/04/13
20671	J P Morgan SP BV	HKEx European Warrants Mar 2016 A	0.151	228.88 per 100 units	2016/03/01	300,000,000	2015/04/13
20669	J P Morgan SP BV	HKEx European Warrants Jul 2016 A	0.151	258.88 per 100 units	2016/07/04	300,000,000	2015/04/13
20674	J P Morgan SP BV	HSI European Put Warrants Oct 2015 D	0.250	25,400 per 8,800 units	2015/10/29	300,000,000	2015/04/13
20672	J P Morgan SP BV	Ping An European Put Warrants Oct 2015 B	0.576	88.880	2015/10/02	100,000,000	2015/04/13
20667	J P Morgan SP BV	ZTE European Warrants Dec 2015 A	0.150	21.880	2015/12/09	70,000,000	2015/04/13
20648	Macquarie Bank Ltd.	BYD European Warrants Nov 2015 A	0.589	55.880	2015/11/03	17,000,000	2015/04/13
20651	Macquarie Bank Ltd.	Ch Comm Cons European Wts Apr 2016 A	0.250	15.000	2016/04/05	40,000,000	2015/04/13
20649	Macquarie Bank Ltd.	China Railway European Wts Dec 2016 A	0.250	10.250	2016/12/02	40,000,000	2015/04/13
20650	Macquarie Bank Ltd.	CRCC European Warrants May 2016 A	0.250	16.500	2016/05/04	40,000,000	2015/04/13
20652	Macquarie Bank Ltd.	Ch Southern Air Euro Wts Dec 2017 A	0.250	6.800	2017/12/04	40,000,000	2015/04/13
20676	Macquarie Bank Ltd.	Weigao Group European Wts Feb 2018 A	0.250	8.880	2018/02/20	40,000,000	2015/04/13
20654	Macquarie Bank Ltd.	Sh Electric European Wts Nov 2015 A	0.631	6.38 per unit	2015/11/03	16,000,000	2015/04/13
20653	Macquarie Bank Ltd.	Sh Petrochem European Wts Nov 2015 A	0.334	3.68 per unit	2015/11/03	30,000,000	2015/04/13
20641	SGA Societe Generale Acceptance N.V.	A50 Ch Eu Wt Jan 2016B	0.150	13.400	2016/01/06	300,000,000	2015/04/13

Newly listed derivative warrants (continued)

Code	Issuer	Name of issue	Issue prices (HK\$)	Strike level/ Subscription price (HK\$) per 10 units	Subscription/ exercise period	Unit issued on initial listing	Listing date
20642	SGA Societe Generale Acceptance N.V.	A50 Ch Eu Put Wt Jan16C	0.150	13.000	2016/01/06	300,000,000	2015/04/13
20638	SGA Societe Generale Acceptance N.V.	Kingsoft Eu Wt Nov15A	0.250	28.000	2015/11/04	60,000,000	2015/04/13
20643	UBS AG	China Mobile European Warrants Sep 2015 A	0.340	111.980	2015/09/22	100,000,000	2015/04/13
20644	UBS AG	HKEx European Put Warrants Jan 2016 A	0.250	188 per 100 units	2016/01/29	100,000,000	2015/04/13
20645	UBS AG	HSBC European Warrants Dec 2015 B	0.255	71.000	2015/12/14	100,000,000	2015/04/13
20646	UBS AG	HSI European Warrants Oct 2015 A	0.150	26,000 per 7,000 units	2015/10/29	300,000,000	2015/04/13
20647	UBS AG	HSI European Put Warrants Jul 2015 C	0.210	25,000 per 7,000 units	2015/07/30	300,000,000	2015/04/13
20698	Credit Suisse AG	CITIC Sec European Warrants Oct 2015 A	0.270	36.600	2015/10/30	70,000,000	2015/04/14
20695	Credit Suisse	China Railway European Warrants Jun 2016 A	0.250	10.300	2016/06/30	90,000,000	2015/04/14
20696	Credit Suisse AG	CRCC European Warrants Dec 2015 A	0.250	14.900	2015/12/30	90,000,000	2015/04/14
20701	Credit Suisse AG	A50 China European Put Wts Dec 2015 C	0.150	12.980	2015/12/30	80,000,000	2015/04/14
20700	Credit Suisse AG	Galaxy Ent European Put Wts Sep 2015 B	0.150	29.300	2015/09/30	70,000,000	2015/04/14
20699	Credit Suisse AG	Haitong Sec European Warrants Sep 2015 A	0.150	25.000	2015/09/30	70,000,000	2015/04/14
20697	Credit Suisse AG	Kingsoft European Warrants Oct 2015 A	0.250	30.800	2015/10/30	70,000,000	2015/04/14
20714	Goldman Sachs SP (Asia)	Huadian Fuxin European Wts Dec15A	0.541	4.08 per unit	2015/12/31	40,000,000	2015/04/14
20715	Goldman Sachs SP (Asia)	MCC European Warrants Nov 2015 A	0.545	3.60 per unit	2015/11/30	40,000,000	2015/04/14
20683	HK Bank	CITIC Sec European Warrants Oct 2015 A	0.300	33.380	2015/10/30	80,000,000	2015/04/14
20681	HK Bank	HKEx European Warrants Oct 2015 B	0.150	199.80 per 100 units	2015/10/02	180,000,000	2015/04/14
20679	HK Bank	HSCEI European Warrants Nov 2015 B	0.150	13,558 per 4,500 units	2015/11/27	180,000,000	2015/04/14
20678	HK Bank	HSI European Warrants Oct 2015 A	0.150	26,128 per 7,000 units	2015/10/29	180,000,000	2015/04/14
20680	HK Bank	HSI European Warrants Dec 2015 B	0.150	26,788 per 6,500 units	2015/12/30	180,000,000	2015/04/14
20677	HK Bank	Ping An European Put Warrants Oct 2015 A	0.400	84.880	2015/10/30	60,000,000	2015/04/14
20682	HK Bank	ZTE European Warrants Feb 2016 A	0.180	19.820	2016/02/29	80,000,000	2015/04/14
20719	J P Morgan SP BV	Ch Comm Cons European Warrants Mar 2016 A	0.252	15.000	2016/03/01	80,000,000	2015/04/14
20721	J P Morgan SP BV	Country Garden European Warrants Nov 15 A	0.250	3.88 per unit	2015/11/02	60,000,000	2015/04/14
20716	J P Morgan SP BV	HSI European Warrants Nov 2015 B	0.250	26,200 per 6,000 units	2015/11/27	300,000,000	2015/04/14
20717	J P Morgan SP BV	HSI European Warrants Dec 2015 C	0.151	26,600 per 6,500 units	2015/12/30	300,000,000	2015/04/14
20718	J P Morgan SP BV	HSI European Put Warrants Nov 2015 C	0.251	24,800 per 8,000 units	2015/11/27	300,000,000	2015/04/14
20720	J P Morgan SP BV	Tencent European Warrants Sep 2015 D	0.453	179.880	2015/09/01	100,000,000	2015/04/14
20723	J P Morgan SP BV	China Vanke European Put Warrants Nov15 A	0.252	16.880	2015/11/03	60,000,000	2015/04/14
20707	Macquarie Bank Ltd.	Anhui Conch European Wts Dec 2015 A	0.250	35.080	2015/12/02	40,000,000	2015/04/14
20704	Macquarie Bank Ltd.	China Agri European Wts Dec 2015 A	0.275	3.68 per unit	2015/12/02	37,000,000	2015/04/14
20711	Macquarie Bank Ltd.	Ch Modern D European Warrants Dec 15 A	0.500	3.68 per unit	2015/12/02	20,000,000	2015/04/14
20712	Macquarie Bank Ltd.	Ch Molybdenum European Wts Oct 2015 B	0.500	8.38 per unit	2015/10/13	20,000,000	2015/04/14
20706	Macquarie Bank Ltd.	Kingsoft European Warrants Jan 2016 B	0.271	30.880	2016/01/05	37,000,000	2015/04/14
20710	Standard Chartered Bank	CAM CSI300 European Wts Oct 2015 A	0.260	56.880	2015/10/12	80,000,000	2015/04/14
20690	Standard Chartered Bank	Ch Comm Cons Eur Wts Feb 2016 A	0.250	13.500	2016/02/26	150,000,000	2015/04/14
20687	Standard Chartered Bank	China Railway Euro Wts Oct 2016 A	0.250	10.000	2016/10/21	120,000,000	2015/04/14
20709	Standard Chartered Bank	A50 China Euro Warrants Aug 2015 A	0.350	16.28 per unit	2015/08/28	80,000,000	2015/04/14
20693	Standard Chartered Bank	HSCEI European Warrants Oct 2015 B	0.250	12,600 per 4,000 units	2015/10/29	100,000,000	2015/04/14
20694	Standard Chartered Bank	HSCEI European Put Wts Dec 2015 C	0.250	11,600 per 4,000 units	2015/12/30	100,000,000	2015/04/14
20708	Standard Chartered Bank	HSI European Warrants Sep 2015 E	0.190	25,100 per 6,000 units	2015/09/29	100,000,000	2015/04/14
20691	Standard Chartered Bank	HSI European Warrants Dec 2015 B	0.180	25,600 per 6,000 units	2015/12/30	100,000,000	2015/04/14

Newly listed derivative warrants (continued)

Code	Issuer	Name of issue	Issue prices (HK\$)	Strike level/ Subscription price (HK\$) per 10 units	Subscription/ exercise period	Unit issued on initial listing	Listing date
20692	Standard Chartered Bank	HSI European Put Wts Sep 2015 D	0.150	23,800 per 7,800 units	2015/09/29	100,000,000	2015/04/14
20684	Standard Chartered Bank	Kingsoft European Wts Nov 2015 A	0.250	28.880	2015/11/04	80,000,000	2015/04/14
20686	Standard Chartered Bank	Tencent Hldg Euro Wts Dec 2015 C	0.170	148.10 per 100 units	2015/12/14	200,000,000	2015/04/14
20685	Standard Chartered Bank	Tencent Hldg Eu Put Wts Feb 2016 A	0.160	142.88 per 100 units	2016/02/24	200,000,000	2015/04/14
20702	SGA Societe Generale Acceptance N.V.	Ch Cinda Eu Wt Nov15A	0.320	4.50 per unit	2015/11/04	40,000,000	2015/04/14
20703	SGA Societe Generale Acceptance N.V.	HKEx Eu Wt Nov 2015 B	0.630	250.000	2015/11/04	30,000,000	2015/04/14
15912*	Goldman Sachs SP (Asia)	HKEx European Warrants Dec 2015 B	0.208	228 per 100 units	2015/12/24	220,000,000	2015/04/14
20002*	UBS AG	HSBC European Warrants Sep 2015 D	0.105	75.880	2015/09/14	100,000,000	2015/04/14
20733	BNP Paribas Arbit Issu B.V.	AIA European Wts Sep 2016 A	0.260	66.000	2016/09/02	100,000,000	2015/04/15
20803	BNP Paribas Arbit Issu B.V.	BOCL European Wts Dec 2016 B	0.270	6.20 per unit	2016/12/02	100,000,000	2015/04/15
20807	BNP Paribas Arbit Issu B.V.	BankComm Euro Wts Dec 2015 A	0.250	8.80 per unit	2015/12/02	55,000,000	2015/04/15
20801	BNP Paribas Arbit Issu B.V.	CC Bank Euro Wts Dec 2016 A	0.280	9.70 per unit	2016/12/02	100,000,000	2015/04/15
20809	BNP Paribas Arbit Issu B.V.	China Life Euro Wts Feb 2016 A	0.260	49.000	2016/02/02	100,000,000	2015/04/15
20734	BNP Paribas Arbit Issu B.V.	A50 China Euro Wts Mar 2017 A	0.250	18.280	2017/03/02	100,000,000	2015/04/15
20731	BNP Paribas Arbit Issu B.V.	HKEx European Wts Jul 2016 B	0.180	258.90 per 100 units	2016/07/05	100,000,000	2015/04/15
20732	BNP Paribas Arbit Issu B.V.	HSCEI European Wts Dec 2015 C	0.160	14,000 per 4,000 units	2015/12/30	100,000,000	2015/04/15
20802	BNP Paribas Arbit Issu B.V.	ICBC European Wts Oct 2016 A	0.260	8 per unit	2016/10/04	100,000,000	2015/04/15
20808	BNP Paribas Arbit Issu B.V.	Ping An European Wt Dec 2015 A	0.260	135.000	2015/12/02	100,000,000	2015/04/15
20739	Credit Suisse AG	AIA European Put Warrants Sep 2015 C	0.180	45.830	2915/09/04	60,000,000	2015/04/15
20737	Credit Suisse AG	CC Bank European Put Warrants Sep 2015 B	0.270	6.07 per unit	2015/09/29	60,000,000	2015/04/15
20763	Credit Suisse AG	HKEx European Warrants Jan 2016 A	0.250	240.80 per 100 units	2016/01/29	150,000,000	2015/04/15
20764	Credit Suisse AG	HKEx European Warrants Jun 2016 A	0.250	260.80 per 100 units	2016/06/06	150,000,000	2015/04/15
20736	Credit Suisse AG	HSI European Warrants Dec 2015 B	0.150	27,400 per 6,000 units	2015/12/30	128,000,000	2015/04/15
20727	Credit Suisse AG	HSI European Put Warrants Jul 2015 I	0.150	25,000 per 7,000 units	2015/07/30	128,000,000	2015/04/15
20726	Credit Suisse AG	HSI European Put Warrants Sep 2015 C	0.150	24,600 per 8,000 units	2015/09/29	128,000,000	2015/04/15
20728	Credit Suisse AG	HSI European Put Warrants Oct 2015 B	0.250	25,200 per 8,800 units	2015/10/29	128,000,000	2015/04/15
20735	Credit Suisse AG	HSI European Put Warrants Oct 2015 C	0.250	25,600 per 8,500 units	2015/10/29	128,000,000	2015/04/15
20738	Credit Suisse AG	ICBC European Put Warrants Sep 2015 B	0.160	5 per unit	2015/09/29	70,000,000	2015/04/15
20776	Goldman Sachs SP (Asia)	China Life Euro Wts Dec 2015 B	0.263	42.800	2015/12/31	80,000,000	2015/04/15
20772	Goldman Sachs SP (Asia)	China Mobile Euro Wts Oct 2015 A	0.350	125.000	2015/10/05	80,000,000	2015/04/15
20771	Goldman Sachs SP (Asia)	HKEx European Warrants Jun 2016 A	0.204	258.88 per 100 units	2016/06/27	300,000,000	2015/04/15
20768	Goldman Sachs SP (Asia)	HSCEI European Warrants Sep 2015 D	0.201	13,750 per 3,800 units	2015/09/29	150,000,000	2015/04/15
20769	Goldman Sachs SP (Asia)	HSCEI European Warrants Feb 2016 A	0.275	14,388 per 3,800 units	2016/02/26	150,000,000	2015/04/15
20770	Goldman Sachs SP (Asia)	HSCEI European Warrants Apr 2016 A	0.273	14,888 per 3,800 units	2016/04/28	150,000,000	2015/04/15
20766	Goldman Sachs SP (Asia)	HSI European Warrants Nov 2015 A	0.280	26,888 per 5,000 units	2015/11/27	150,000,000	2015/04/15
20767	Goldman Sachs SP (Asia)	HSI European Warrants Dec 2015 B	0.198	27,488 per 6,000 units	2015/12/30	150,000,000	2015/04/15
20773	Goldman Sachs SP (Asia)	Tencent European Wt Aug 2015 C	0.696	179.980	2015/08/28	80,000,000	2015/04/15
20781	J P Morgan SP BV	Ch Comm Cons European Warrants Nov 2015 A	0.250	17.000	2015/11/02	100,000,000	2015/04/15
20788	J P Morgan SP BV	CGS European Warrants Mar 2016 A	0.250	14.880	2016/03/01	100,000,000	2015/04/15
20790	J P Morgan SP BV	China Cinda European Warrants Aug 2015 A	0.222	5.39 per unit	2015/08/10	68,000,000	2015/04/15
20787	J P Morgan SP BV	CITIC Sec European Warrants Nov 2015 A	0.255	42.880	2015/11/02	100,000,000	2015/04/15
20793	J P Morgan SP BV	China Life European Warrants Aug 2015 D	0.174	41.910	2015/08/10	150,000,000	2015/04/15
20791	J P Morgan SP BV	China Life European Put Wts Jan 2016 B	0.322	33.880	2016/01/08	150,000,000	2015/04/15

Newly listed derivative warrants (continued)

Code	Issuer	Name of issue	Issue prices (HK\$)	Strike level/ Subscription price (HK\$) per 10 units	Subscription/ exercise period	Unit issued on initial listing	Listing date
20792	J P Morgan SP BV	CPIC European Warrants Sep 2015 B	0.237	46.880	2015/09/07	100,000,000	2015/04/15
20782	J P Morgan SP BV	China Railway European Wts Sep 2016 A	0.251	11.280	2016/09/01	100,000,000	2015/04/15
20800	J P Morgan SP BV	HSCEI European Wts Sep 2015 B	0.216	13,800 per 3,800 units	2015/09/29	200,000,000	2015/04/15
20777	J P Morgan SP BV	HSCEI European Wts Oct 2015 B	0.250	14,200 per 4,500 units	2015/10/29	200,000,000	2015/04/15
20778	J P Morgan SP BV	HSCEI European Put Warrants Oct 2015 C	0.250	12,500 per 4,800 units	2015/10/29	200,000,000	2015/04/15
20779	J P Morgan SP BV	HSCEI European Put Warrants Oct 2015 D	0.250	13,000 per 5,800 units	2015/10/29	200,000,000	2015/04/15
20784	J P Morgan SP BV	HS H-SHARE European Warrants Oct 2015 A	0.749	142.800	2015/10/29	100,000,000	2015/04/15
20780	J P Morgan SP BV	HSI European Put Warrants Oct 2015 E	0.252	25,800 per 8,000 units	2015/10/29	300,000,000	2015/04/15
20786	J P Morgan SP BV	Haitong Sec European Warrants Nov 2015 A	0.252	30.880	2015/11/02	100,000,000	2015/04/15
20789	J P Morgan SP BV	Ping An European Warrants Nov 2015 A	0.504	118.880	2015/11/10	100,000,000	2015/04/15
20783	J P Morgan SP BV	Yanzhou Coal European Warrants Feb 2017 A	0.250	11.280	2017/02/01	150,000,000	2015/04/15
20741	Standard Chartered Bank	CAM CSI300 European Wts Nov 2015 B	0.250	65.000	2015/11/27	80,000,000	2015/04/15
20743	Standard Chartered Bank	CSOP A50 ETF Euro Wts Sep 2015 B	0.150	15.680	2015/09/29	150,000,000	2015/04/15
20742	Standard Chartered Bank	CSOP A50 ETF Euro Wts Mar 2016 C	0.165	16.500	2016/03/24	150,000,000	2015/04/15
20740	Standard Chartered Bank	A50 China Euro Warrants Sep 2015 B	0.590	15.88 per unit	2015/09/24	80,000,000	2015/04/15
20746	Standard Chartered Bank	HSCEI European Warrants Sep 2015 E	0.174	13,800 per 3,800 units	2015/09/29	150,000,000	2015/04/15
20745	Standard Chartered Bank	HSCEI European Warrants Feb 2016 A	0.250	14,400 per 4,000 units	2016/02/26	150,000,000	2015/04/15
20730	Standard Chartered Bank	HSCEI European Put Wts Oct 2015 C	0.250	12,600 per 4,000 units	2015/10/29	100,000,000	2015/04/15
20744	Standard Chartered Bank	HSI European Warrants Nov 2015 A	0.250	26,400 per 6,500 units	2015/11/27	100,000,000	2015/04/15
20729	Standard Chartered Bank	HSI European Put Wts Oct 2015 C	0.250	25,400 per 9,000 units	2015/10/29	100,000,000	2015/04/15
20756	SGA Societe Generale Acceptance N.V.	CGS Euro Wts Nov 15 B	0.150	12.500	2015/11/04	100,000,000	2015/04/15
20758	SGA Societe Generale Acceptance N.V.	CRail Eu Wt Dec 2016A	0.250	10.880	2016/12/05	150,000,000	2015/04/15
20759	SGA Societe Generale Acceptance N.V.	GWMC Eu Wt Nov 2015 A	0.490	70.880	2015/11/04	30,000,000	2015/04/15
20725	SGA Societe Generale Acceptance N.V.	HSCEI Eu Put Wt Aug15A	0.175	12,200 per 4,000 units	2015/08/28	150,000,000	2015/04/15
20761	SGA Societe Generale Acceptance N.V.	Kingsoft Eu Wt Dec15B	0.200	38.880	2015/12/02	50,000,000	2015/04/15
20762	SGA Societe Generale Acceptance N.V.	PICC Eu Wts Nov 2015A	0.270	4.88 per unit	2015/11/04	40,000,000	2015/04/15
20797	UBS AG	BOCL European Warrants Sep 2015 B	0.150	5.59 per unit	2015/09/15	100,000,000	2015/04/15
20752	UBS AG	China Life European Warrants Dec 2015 C	0.250	48.000	2015/12/31	100,000,000	2015/04/15
20796	UBS AG	China Mobile European Warrants Oct 2015 A	0.250	138.000	2015/10/14	100,000,000	2015/04/15
20795	UBS AG	HKEx European Warrants Dec 2017 A	0.250	368 per 100 units	2017/12/18	300,000,000	2015/04/15
20794	UBS AG	HSCEI European Warrants Dec 2015 D	0.250	14,400 per 4,000 units	2015/12/30	200,000,000	2015/04/15
20748	UBS AG	HSCEI European Put Warrants Oct 2015 A	0.270	12,600 per 4,500 units	2015/10/29	100,000,000	2015/04/15
20750	UBS AG	HSI European Warrants Dec 2015 E	0.150	27,400 per 6,000 units	2015/12/30	300,000,000	2015/04/15
20749	UBS AG	HSI European Put Warrants Oct 2015 B	0.250	25,400 per 8,000 units	2015/10/29	300,000,000	2015/04/15
20753	UBS AG	Haitong Sec European Warrants Dec 2015 A	0.250	33.880	2015/12/21	70,000,000	2015/04/15
20754	UBS AG	Kingsoft European Warrants Oct 2015 B	0.250	35.880	2015/10/26	100,000,000	2015/04/15
20798	UBS AG	PetroChina European Warrants Oct 2015 A	0.187	11.82 per unit	2015/10/22	60,000,000	2015/04/15
20755	UBS AG	Ping An European Warrants Oct 2015 A	0.285	126.880	2015/10/14	100,000,000	2015/04/15
20799	UBS AG	Tencent Holdings European Put Warrants Feb 2016 B	0.250	153 per 100 units	2016/02/15	500,000,000	2015/04/15
17587#	Standard Chartered Bank	HKEx European Warrants Dec 2015 B	0.390	228 per 100 units	2015/12/17	100,000,000	2015/04/15
20814	BOCI Asia Ltd.	AIA European Warrants Dec 2015 A	0.320	56.880	2015/12/21	100,000,000	2015/04/16
20815	BOCI Asia Ltd.	China Life European Warrants Dec 2015 B	0.320	39.880	2015/12/02	100,000,000	2015/04/16
20819	BOCI Asia Ltd.	China Mobile European Warrants Nov 2015 A	0.400	125.800	2015/11/30	100,000,000	2015/04/16

Newly listed derivative warrants (continued)

Code	Issuer	Name of issue	Issue prices (HK\$)	Strike level/ Subscription price (HK\$) per 10 units	Subscription/ exercise period	Unit issued on initial listing	Listing date
20810	BOCI Asia Ltd.	HKEx European Warrants Dec 2015 D	0.200	228 per 100 units	2015/12/18	100,000,000	2015/04/16
20811	BOCI Asia Ltd.	HKEx European Warrants Jun 2016 C	0.180	258.88 per 100 units	2016/06/20	100,000,000	2015/04/16
20820	BOCI Asia Ltd.	PetroChina European Warrants Dec 2015 A	0.320	11.08 per unit	2015/12/07	100,000,000	2015/04/16
20821	BOCI Asia Ltd.	Ping An European Warrants Dec 2015 B	0.490	118.880	2015/12/01	100,000,000	2015/04/16
20812	BOCI Asia Ltd.	Yanzhou Coal European Warrants Dec 2016 A	0.250	10.000	2016/12/28	100,000,000	2015/04/16
20841	BNP Paribas Arbit Issu B.V.	CITIC Bank Euro Wts Dec 2015 A	0.280	8.30 per unit	2015/12/02	89,000,000	2015/04/16
20844	BNP Paribas Arbit Issu B.V.	CNOOC European Wts Dec 2015 A	0.380	15 per unit	2015/12/02	97,000,000	2015/04/16
20842	BNP Paribas Arbit Issu B.V.	PetroCh Euro Wts Dec 2015 A	0.360	12 per unit	2015/12/02	100,000,000	2015/04/16
20839	BNP Paribas Arbit Issu B.V.	Tencent Hldgs Eu Wt May 2016 A	0.250	170 per 100 units	2016/05/03	100,000,000	2015/04/16
20840	BNP Paribas Arbit Issu B.V.	Tencent Hldgs Eu Wt Jun 2016 A	0.300	161 per 100 units	2016/06/02	100,000,000	2015/04/16
20870	Credit Suisse AG	AIA European Warrants Oct 2015 A	0.250	63.600	2015/10/30	80,000,000	2015/04/16
20876	Credit Suisse AG	BOCL European Warrants Oct 2015 B	0.250	5.80 per unit	2015/10/23	80,000,000	2015/04/16
20875	Credit Suisse AG	CC Bank European Warrants Oct 2015 B	0.250	8 per unit	2015/10/23	80,000,000	2015/04/16
20878	Credit Suisse AG	China Life European Warrants Nov 2015 B	0.250	48.800	2015/11/09	80,000,000	2015/04/16
20871	Credit Suisse AG	China Mobile European Warrants Oct 2015 B	0.480	126.600	2015/10/30	80,000,000	2015/04/16
20880	Credit Suisse AG	Galaxy Ent European Warrants Oct 2015 A	0.250	52.200	2015/10/30	80,000,000	2015/04/16
20881	Credit Suisse AG	HKEx European Warrants Feb 2016 A	0.250	288 per 100 units	2016/02/29	150,000,000	2015/04/16
20879	Credit Suisse AG	HSBC European Wts Nov 2015 C	0.250	79.300	2015/11/09	80,000,000	2015/04/16
20885	Credit Suisse AG	HSCEI European Warrants Oct 2015 B	0.250	14,600 per 4,000 units	2015/10/29	108,000,000	2015/04/16
20886	Credit Suisse AG	HSCEI European Warrants Nov 2015 A	0.250	15,400 per 4,000 units	2015/11/27	108,000,000	2015/04/16
20887	Credit Suisse AG	HSCEI European Put Warrants Oct 2015 C	0.250	12,600 per 4,500 units	2015/10/29	108,000,000	2015/04/16
20888	Credit Suisse AG	HSCEI European Put Warrants Oct 2015 D	0.250	13,200 per 5,700 units	2015/10/29	108,000,000	2015/04/16
20874	Credit Suisse AG	ICBC European Warrants Oct 2015 B	0.250	7.45 per unit	2015/10/30	80,000,000	2015/04/16
20882	Credit Suisse AG	PetroChina European Warrants Oct 2015 B	0.300	11.50 per unit	2015/10/30	70,000,000	2015/04/16
20873	Credit Suisse AG	Ping An European Warrants Oct 2015 B	0.450	128.000	2015/10/30	80,000,000	2015/04/16
20883	Credit Suisse AG	Sands China European Warrants Sep 2015 B	0.180	44.950	2015/09/30	80,000,000	2015/04/16
20868	Credit Suisse AG	Tencent Holdings European Wts Oct 2015 B	0.880	210.000	2015/10/30	80,000,000	2015/04/16
20869	Credit Suisse AG	Tencent Holdings European Wts Feb 2016 C	0.250	181.80 per 100 units	2016/02/29	150,000,000	2015/04/16
20829	Credit Suisse AG	Tencent Holdings Euro Put Wts Jan 2016 A	0.250	152 per 100 units	2016/01/29	100,000,000	2015/04/16
20946	Goldman Sachs SP (Asia)	AIA European Warrants Dec 2015 B	0.259	63.800	2015/12/30	80,000,000	2015/04/16
20945	Goldman Sachs SP (Asia)	CITIC Bank European Wts Nov 2015 A	0.494	7.88 per unit	2015/11/27	80,000,000	2015/04/16
20942	Goldman Sachs SP (Asia)	HSI European Warrants Sep 2015 E	0.164	28,138 per 7,000 units	2015/09/29	150,000,000	2015/04/16
20943	Goldman Sachs SP (Asia)	HSI European Warrants Nov 2015 B	0.250	29,000 per 6,000 units	2015/11/27	150,000,000	2015/04/16
20823	HK Bank	HSCEI European Put Warrants Oct 2015 A	0.250	12,388 per 4,000 units	2015/10/29	150,000,000	2015/04/16
20825	HK Bank	HSCEI European Put Warrants Oct 2015 B	0.250	12,988 per 5,000 units	2015/10/29	150,000,000	2015/04/16
20822	HK Bank	HSI European Put Warrants Oct 2015 B	0.250	24,588 per 6,000 units	2015/10/29	150,000,000	2015/04/16
20824	HK Bank	HSI European Put Warrants Oct 2015 C	0.250	25,388 per 7,500 units	2015/10/29	150,000,000	2015/04/16
20855	J P Morgan SP BV	Agricultural Bk Euro Warrants Jan 2016 A	0.251	4.80 per unit	2016/01/04	80,000,000	2015/04/16
20932	J P Morgan SP BV	AIA European Warrants Nov 2015 B	0.250	63.000	2015/11/02	180,000,000	2015/04/16
20933	J P Morgan SP BV	AIA European Put Warrants Nov 2015 C	0.288	50.000	2015/11/02	180,000,000	2015/04/16
20859	J P Morgan SP BV	BOCL European Warrants Nov 2015 A	0.250	5.80 per unit	2015/11/02	200,000,000	2015/04/16
20935	J P Morgan SP BV	CC Bank European Wts Nov 2015 B	0.250	8.68 per unit	2015/11/02	150,000,000	2015/04/16
20856	J P Morgan SP BV	China Cinda European Warrants Nov 2015 A	0.256	6.08 per unit	2015/11/02	40,000,000	2015/04/16

Newly listed derivative warrants (continued)

Code	Issuer	Name of issue	Issue prices (HK\$)	Strike level/ Subscription price (HK\$) per 10 units	Subscription/ exercise period	Unit issued on initial listing	Listing date
20929	J P Morgan SP BV	China Life European Warrants Nov 2015 B	0.250	46.000	2015/11/02	200,000,000	2015/04/16
20845	J P Morgan SP BV	Ch Overseas European Warrants Nov 2015 B	0.250	32.880	2015/11/02	100,000,000	2015/04/16
20854	J P Morgan SP BV	Ch Railway Cons European Wts Nov 2015 A	0.250	18.000	2015/11/02	100,000,000	2015/04/16
20851	J P Morgan SP BV	Chi Res Land European Warrants Mar 2016 A	0.250	30.880	2016/03/01	100,000,000	2015/04/16
20848	J P Morgan SP BV	China Shenhua European Wts Mar 2016 A	0.250	25.880	2016/03/01	120,000,000	2015/04/16
20926	J P Morgan SP BV	HKEx European Warrants Nov 2015 C	0.251	275 per 100 units	2015/11/02	300,000,000	2015/04/16
20927	J P Morgan SP BV	HKEx European Warrants Jan 2016 B	0.251	300 per 100 units	2016/01/04	300,000,000	2015/04/16
20928	J P Morgan SP BV	HKEx European Put Wts Nov 2015 D	0.254	215 per 100 units	2015/11/02	300,000,000	2015/04/16
20862	J P Morgan SP BV	HSCEI European Wts Nov 2015 C	0.253	14,600 per 5,200 units	2015/11/27	200,000,000	2015/04/16
20941	J P Morgan SP BV	HSCEI European Put Warrants Nov 2015 D	0.250	13,600 per 6,200 units	2015/11/27	300,000,000	2015/04/16
20899	J P Morgan SP BV	HS H-SHARE European Warrants Oct 2015 B	0.597	150.000	2015/10/27	80,000,000	2015/04/16
20901	J P Morgan SP BV	HS H-SHARE European Warrants Jan 2016 A	0.465	160.000	2016/01/04	80,000,000	2015/04/16
20937	J P Morgan SP BV	HSI European Warrants Sep 2015 D	0.151	28,000 per 7,000 units	2015/09/29	300,000,000	2015/04/16
20860	J P Morgan SP BV	HSI European Warrants Nov 2015 D	0.250	28,600 per 8,000 units	2015/11/27	300,000,000	2015/04/16
20861	J P Morgan SP BV	HSI European Warrants Dec 2015 D	0.251	29,400 per 7,200 units	2015/12/30	300,000,000	2015/04/16
20938	J P Morgan SP BV	HSI European Put Warrants Nov 2015 E	0.250	26,400 per 8,000 units	2015/11/27	300,000,000	2015/04/16
20939	J P Morgan SP BV	HSI European Put Warrants Dec 2015 E	0.253	27,000 per 8,800 units	2015/12/30	300,000,000	2015/04/16
20934	J P Morgan SP BV	ICBC European Warrants Nov 2015 A	0.251	7.58 per unit	2015/11/02	150,000,000	2015/04/16
20867	J P Morgan SP BV	JX Copper European Warrants Feb 2016 A	0.250	20.000	2016/02/01	100,000,000	2015/04/16
20857	J P Morgan SP BV	Kingsoft European Warrants Nov 2015 B	0.343	36.880	2015/11/02	80,000,000	2015/04/16
20847	J P Morgan SP BV	Lenovo European Warrants Nov 2016 A	0.250	15.000	2016/11/01	200,000,000	2015/04/16
20936	J P Morgan SP BV	Ping An European Warrants Nov 2015 B	0.321	126.880	2015/11/02	150,000,000	2015/04/16
20931	J P Morgan SP BV	Ping An European Warrants Jul 2017 A	0.250	108.88 per 100 units	2017/07/03	100,000,000	2015/04/16
20852	J P Morgan SP BV	SFCE European Warrants Aug 2016 A	0.250	8.280	2016/08/01	80,000,000	2015/04/16
20863	J P Morgan SP BV	Tencent European Warrants Nov 2015 B	1.010	190.000	2015/11/02	100,000,000	2015/04/16
20866	J P Morgan SP BV	Tencent European Warrants Mar 2016 B	0.252	175 per 100 units	2016/03/01	300,000,000	2015/04/16
20865	J P Morgan SP BV	Tencent European Put Warrants Feb 2016 B	0.250	163.88 per 100 units	2016/02/01	300,000,000	2015/04/16
20853	J P Morgan SP BV	Yanzhou Coal European Warrants Jun 2016 A	0.250	9.280	2016/06/01	100,000,000	2015/04/16
20846	J P Morgan SP BV	ZTE European Warrants Jan 2016 A	0.250	28.000	2016/01/04	40,000,000	2015/04/16
20902	Standard Chartered Bank	Ch Comm Cons Eur Wts Oct 2016 A	0.250	18.880	2016/10/03	50,000,000	2015/04/16
20907	Standard Chartered Bank	CRCC European Warrants Feb 2016 A	0.250	16.800	2016/02/29	80,000,000	2015/04/16
20906	Standard Chartered Bank	HKEx European Warrants Dec 2015 C	0.250	252 per 100 units	2015/12/28	100,000,000	2015/04/16
20904	Standard Chartered Bank	HKEx European Warrants Apr 2016 A	0.250	277.88 per 100 units	2016/04/29	100,000,000	2015/04/16
20903	Standard Chartered Bank	HKEx European Put Wts Nov 2015 E	0.250	225 per 100 units	2015/11/30	80,000,000	2015/04/16
20835	Standard Chartered Bank	HSCEI European Warrants Oct 2015 D	0.250	15,000 per 4,000 units	2015/10/29	150,000,000	2015/04/16
20836	Standard Chartered Bank	HSCEI European Warrants Jan 2016 A	0.250	16,000 per 4,000 units	2016/01/28	150,000,000	2015/04/16
20908	Standard Chartered Bank	HS H-SHARE European Wts Jan 2016 A	0.440	168.000	2016/01/04	80,000,000	2015/04/16
20909	Standard Chartered Bank	HSII ETF European Put Wts Jan 17 A	0.250	140 per 100 units	2017/01/06	80,000,000	2015/04/16
20913	Standard Chartered Bank	HSI European Warrants Oct 2015 D	0.250	29,000 per 6,300 units	2015/10/29	100,000,000	2015/04/16
20837	Standard Chartered Bank	HSI European Put Wts Nov 2015 B	0.250	26,200 per 8,000 units	2015/11/27	100,000,000	2015/04/16
20905	Standard Chartered Bank	Hanergy Solar European Wts Feb 17 A	0.250	8.880	2017/02/02	50,000,000	2015/04/16
20894	SGA Societe Generale Acceptance N.V.	Anhui Conch Eu Wt Dec 15A	0.250	35.880	2015/12/02	50,000,000	2015/04/16
20889	SGA Societe Generale Acceptance N.V.	CITBK Eu Wt Dec 15 A	0.445	7.88 per unit	2015/12/02	25,000,000	2015/04/16

Newly listed derivative warrants (continued)

Code	Issuer	Name of issue	Issue prices (HK\$)	Strike level/ Subscription price (HK\$) per 10 units	Subscription/ exercise period	Unit issued on initial listing	Listing date
20895	SGA Societe Generale Acceptance N.V.	CLife Eu Wt Dec 2015 C	0.250	50.000	2015/12/02	150,000,000	2015/04/16
20890	SGA Societe Generale Acceptance NV	Minsheng Bk Eu Wt Nov15 A	0.500	13.08 per unit	2015/11/04	20,000,000	2015/04/16
20891	SGA Societe Generale Acceptance N.V.	Ch Mob Eu Wt Nov 15 A	0.300	140.880	2015/11/04	100,000,000	2015/04/16
20896	SGA Societe Generale Acceptance N.V.	Ch Oilfield Eu Wt Dec15A	0.270	16.880	2015/12/02	100,000,000	2015/04/16
20828	SGA Societe Generale Acceptance N.V.	CP&CC Eu Wt Nov 2015B	0.250	7.60 per unit	2015/11/04	80,000,000	2015/04/16
20892	SGA Societe Generale Acceptance N.V.	ChiUnicom Eu Wt Jan17 B	0.155	16.880	2017/01/04	100,000,000	2015/04/16
20826	SGA Societe Generale Acceptance N.V.	Galaxy Ent Eu Wt Nov15B	0.255	46.880	2015/11/04	80,000,000	2015/04/16
20827	SGA Societe Generale Acceptance N.V.	Haitong Sec Eu Wt Nov15A	0.280	31.280	2015/11/04	70,000,000	2015/04/16
20897	SGA Societe Generale Acceptance N.V.	KECL Eu Wt Dec 2015 A	0.790	9 per unit	2015/12/02	15,000,000	2015/04/16
20831	SGA Societe Generale Acceptance N.V.	Tencent Eu Wt Sep 15 D	0.950	199.880	2015/09/02	70,000,000	2015/04/16
20830	SGA Societe Generale Acceptance N.V.	Tencent Eu Wt Oct 15 C	1.190	190.000	2015/10/05	70,000,000	2015/04/16
20898	SGA Societe Generale Acceptance NV	Yanzhou Coal Eu Wt Aug17A	0.250	9.000	2017/08/02	150,000,000	2015/04/16
20893	SGA Societe Generale Acceptance N.V.	ZTE Eu Wt Feb 2016 A	0.250	26.880	2016/02/03	70,000,000	2015/04/16
20916	UBS AG	AIA European Warrants Nov 2015 A	0.250	63.880	2015/11/30	100,000,000	2015/04/16
20919	UBS AG	Ch Comm Cons European Warrants Dec 2015 B	0.250	19.380	2015/12/21	100,000,000	2015/04/16
20921	UBS AG	CKH European Warrants Oct 2016 A	0.250	180 per 100 units	2016/10/17	300,000,000	2015/04/16
20920	UBS AG	China Life European Put Warrants Dec 2015 D	0.450	36.880	2015/12/21	100,000,000	2015/04/16
20838	UBS AG	China Mobile European Warrants Aug 2015 D	0.150	138.980	2015/08/05	100,000,000	2015/04/16
20917	UBS AG	Sinopec Corp European Warrants Oct 2015 B	0.250	7.88 per unit	2015/10/15	70,000,000	2015/04/16
20922	UBS AG	HKEx European Warrants Mar 2016 A	0.250	288.88 per 100 units	2016/03/29	300,000,000	2015/04/16
20915	UBS AG	HKEx European Put Warrants Dec 2015 E	0.280	218 per 100 units	2015/12/21	100,000,000	2015/04/16
20914	UBS AG	HSCEI European Warrants Dec 2015 E	0.250	15,000 per 4,000 units	2015/12/30	200,000,000	2015/04/16
20832	UBS AG	HSCEI European Put Warrants Oct 2015 B	0.250	13,200 per 5,000 units	2015/10/29	100,000,000	2015/04/16
20925	UBS AG	HSI European Warrants Dec 2015 F	0.250	29,000 per 7,500 units	2015/12/30	300,000,000	2015/04/16
20923	UBS AG	HSI European Warrants Jan 2016 A	0.250	30,888 per 6,000 units	2016/01/28	300,000,000	2015/04/16
20833	UBS AG	HSI European Put Warrants Oct 2015 C	0.285	26,000 per 8,000 units	2015/10/29	300,000,000	2015/04/16
20918	UBS AG	Lenovo European Warrants Dec 2015 B	0.890	16.38 per unit	2015/12/21	15,000,000	2015/04/16
20948	BOCI Asia Ltd.	HKEx European Warrants Mar 2016 A	0.250	288.88 per 100 units	2016/03/29	100,000,000	2015/04/17
20954	BOCI Asia Ltd.	HKEx European Put Warrants Jan 2016 A	0.270	220 per 100 units	2016/01/25	100,000,000	2015/04/17
20953	BOCI Asia Ltd.	HSCEI European Warrants Dec 2015 B	0.250	15,200 per 4,000 units	2015/12/30	100,000,000	2015/04/17
20950	BOCI Asia Ltd.	HSI European Warrants Sep 2015 C	0.160	28,000 per 7,000 units	2015/09/29	100,000,000	2015/04/17
20952	BOCI Asia Ltd.	HSI European Put Warrants Oct 2015 B	0.180	25,900 per 9,000 units	2015/10/29	100,000,000	2015/04/17
20949	BOCI Asia Ltd.	Kingsoft European Warrants Nov 2015 A	0.390	35.000	2015/11/23	100,000,000	2015/04/17
20947	BOCI Asia Ltd.	Tencent Holdings European Wts Jul 2016 B	0.250	180 per 100 units	2016/07/04	100,000,000	2015/04/17
20987	BNP Paribas Arbit Issu B.V.	HSCEI European Wts Mar 2016 A	0.250	15,000 per 3,800 units	2016/03/30	100,000,000	2015/04/17
20988	BNP Paribas Arbit Issu B.V.	HSCEI Euro Put Wts Mar 2016 B	0.300	13,000 per 4,000 units	2016/03/30	100,000,000	2015/04/17
21012	BNP Paribas Arbit Issu B.V.	HS H-SHARE Euro Wts Jan 2016 A	0.350	196.000	2016/01/05	80,000,000	2015/04/17
21011	BNP Paribas Arbit Issu B.V.	HS H-SHARE Euro Wts Jan 2017 A	0.250	140 per 100 units	2017/01/04	200,000,000	2015/04/17
20985	BNP Paribas Arbit Issu B.V.	HSI European Wts Sep 2015 B	0.180	28,000 per 7,000 units	2015/09/29	100,000,000	2015/04/17
20984	BNP Paribas Arbit Issu B.V.	HSI European Wts Dec 2015 B	0.150	30,000 per 6,300 units	2015/12/30	100,000,000	2015/04/17
20986	BNP Paribas Arbit Issu B.V.	HSI Euro Put Wts Oct 2015 C	0.200	25,800 per 9,000 units	2015/10/29	100,000,000	2015/04/17
21001	Credit Suisse AG	Ch Comm Cons European Warrants Dec 2015 A	0.260	19.100	2015/12/30	100,000,000	2015/04/17
20998	Credit Suisse AG	CSOP A50 ETF European Warrants May 2016 B	0.150	17.900	2016/05/30	150,000,000	2015/04/17

Newly listed derivative warrants (continued)

Code	Issuer	Name of issue	Issue prices (HK\$)	Strike level/ Subscription price (HK\$) per 10 units	Subscription/ exercise period	Unit issued on initial listing	Listing date
20999	Credit Suisse AG	HKEx European Warrants Mar 2016 A	0.250	308 per 100 units	2016/03/29	150,000,000	2015/04/17
20996	Credit Suisse AG	HSI European Warrants Nov 2015 B	0.250	28,800 per 7,500 units	2015/11/27	108,000,000	2015/04/17
20997	Credit Suisse AG	HSI European Warrants Dec 2015 C	0.250	29,600 per 7,300 units	2015/12/30	108,000,000	2015/04/17
20969	Credit Suisse AG	HSI European Put Warrants Oct 2015 D	0.250	26,000 per 8,800 units	2015/10/29	108,000,000	2015/04/17
20970	Credit Suisse AG	HSI European Put Warrants Nov 2015 A	0.250	26,600 per 8,800 units	2015/11/27	108,000,000	2015/04/17
21000	Credit Suisse AG	Haitong Sec European Warrants Dec 2015 A	0.380	31.600	2015/12/30	70,000,000	2015/04/17
21006	Goldman Sachs SP (Asia)	China Life Euro Wts Nov 2015 A	0.255	47.800	2015/11/30	150,000,000	2015/04/17
21022	Goldman Sachs SP (Asia)	Sinopec Corp European Wts Oct 2015 A	0.375	7.58 per unit	2015/10/30	80,000,000	2015/04/17
21004	Goldman Sachs SP (Asia)	HKEx European Warrants Sep 2015 B	0.150	299.90 per 100 units	2015/09/30	80,000,000	2015/04/17
21002	Goldman Sachs SP (Asia)	HKEx European Warrants Dec 2015 E	0.252	280 per 100 units	2015/12/30	150,000,000	2015/04/17
21021	Goldman Sachs SP (Asia)	Ping An European Wts Oct 2015 A	0.576	126.800	2015/10/30	80,000,000	2015/04/17
21005	Goldman Sachs SP (Asia)	Sands China Euro Wts Oct 2015 B	0.250	42.880	2015/10/30	80,000,000	2015/04/17
21007	Goldman Sachs SP (Asia)	Tencent European Wt Oct 2015 C	0.828	193.800	2015/10/30	100,000,000	2015/04/17
21003	Goldman Sachs SP (Asia)	Tencent European Wt Dec 2016 C	0.256	200 per 100 units	2016/12/30	150,000,000	2015/04/17
20977	HK Bank	China Life European Warrants Oct 2015 B	0.250	44.880	2015/10/30	80,000,000	2015/04/17
20978	HK Bank	China Life European Put Warrants Oct 2015 C	0.250	34.880	2015/10/30	80,000,000	2015/04/17
20973	HK Bank	HKEx European Warrants Oct 2015 C	0.150	299.88 per 100 units	2015/10/05	100,000,000	2015/04/17
20975	HK Bank	HKEx European Warrants Mar 2016 A	0.250	278.88 per 100 units	2016/03/31	150,000,000	2015/04/17
20971	HK Bank	HSCEI European Warrants Nov 2015 C	0.250	14,800 per 4,000 units	2015/11/27	180,000,000	2015/04/17
20982	HK Bank	HSI European Warrants Oct 2015 D	0.250	28,800 per 6,000 units	2015/10/29	180,000,000	2015/04/17
20981	HK Bank	PetroChina European Warrants Oct 2015 A	0.400	11 per unit	2015/10/30	68,000,000	2015/04/17
20979	HK Bank	Ping An European Warrants Oct 2015 B	0.550	111.880	2015/10/30	68,000,000	2015/04/17
20976	HK Bank	Tencent European Warrants Feb 2016 B	0.250	168.88 per 100 units	2016/02/29	150,000,000	2015/04/17
20991	Standard Chartered Bank	China Life European Wts Aug 2015 D	0.310	38.880	2015/08/10	100,000,000	2015/04/17
20989	Standard Chartered Bank	Henganintl European Wts Dec 2015 A	0.150	100.88 per 100 units	2015/12/22	80,000,000	2015/04/17
21020	Standard Chartered Bank	Ping An European Wts Nov 2015 A	0.400	128.880	2015/11/04	100,000,000	2015/04/17
20994	Standard Chartered Bank	Tencent Hldg Euro Wts Nov 2015 A	0.600	198.880	2015/11/04	50,000,000	2015/04/17
20993	Standard Chartered Bank	Tencent Hldg Euro Wts Feb 2016 B	0.250	168.88 per 100 units	2016/02/03	300,000,000	2015/04/17
20995	Standard Chartered Bank	Tencent Hldg Eu Put Wts Dec 2015 D	0.250	158.88 per 100 units	2015/12/07	200,000,000	2015/04/17
20990	Standard Chartered Bank	YZ Coal European Wts May 2016 A	0.250	10.000	2016/05/30	50,000,000	2015/04/17
21010	SGA Societe Generale Acceptance N.V.	CHALCO Eu Wt Nov 15 A	0.560	5.50 per unit	2015/11/04	25,000,000	2015/04/17
20965	SGA Societe Generale Acceptance N.V.	BOCL Eu Wt Oct 2015 A	0.175	5.50 per unit	2015/10/05	100,000,000	2015/04/17
21008	SGA Societe Generale Acceptance N.V.	CKH Euro Wt Oct 2015A	0.415	200.000	2015/10/05	30,000,000	2015/04/17
21018	SGA Societe Generale Acceptance N.V.	HKEx Eu Wt Oct 2015 C	0.200	300 per 100 units	2015/10/05	200,000,000	2015/04/17
20955	SGA Societe Generale Acceptance N.V.	HKEx Eu Wt Feb 2016 A	0.255	288.88 per 100 units	2016/02/03	200,000,000	2015/04/17
20956	SGA Societe Generale Acceptance N.V.	HKEx Eu Wt May 2016 A	0.290	300 per 100 units	2016/05/04	200,000,000	2015/04/17
20957	SGA Societe Generale Acceptance N.V.	HKEx Eu Put Wt Nov15C	0.265	220 per 100 units	2015/11/04	200,000,000	2015/04/17
20959	SGA Societe Generale Acceptance N.V.	HSCEI Eu Wt Nov 2015A	0.285	14,000 per 4,000 units	2015/11/27	150,000,000	2015/04/17
20960	SGA Societe Generale Acceptance N.V.	HSCEI Eu Wt Dec 2015B	0.260	14,600 per 4,000 units	2015/12/30	150,000,000	2015/04/17
20963	SGA Societe Generale Acceptance N.V.	HSCEI Eu Wt Feb 2016A	0.255	15,200 per 4,000 units	2016/02/26	150,000,000	2015/04/17
20964	SGA Societe Generale Acceptance N.V.	HSCEI Eu Put Wt Nov15B	0.265	13,000 per 4,000 units	2015/11/27	150,000,000	2015/04/17
21015	SGA Societe Generale Acceptance N.V.	HSI Eur Wt Sep 2015 A	0.195	28,000 per 7,000 units	2015/09/29	150,000,000	2015/04/17
21013	SGA Societe Generale Acceptance N.V.	HSI Eur Wt Nov 2015 A	0.270	26,600 per 8,000 units	2015/11/27	150,000,000	2015/04/17

Newly listed derivative warrants (continued)

Code	Issuer	Name of issue	Issue prices (HK\$)	Strike level/ Subscription price (HK\$) per 10 units	Subscription/ exercise period	Unit issued on initial listing	Listing date
21014	SGA Societe Generale Acceptance N.V.	HSI Eur Wt Dec 2015 B	0.270	27,200 per 7,500 units	2015/12/30	150,000,000	2015/04/17
21016	SGA Societe Generale Acceptance N.V.	HSI Eur Wt Dec 2015 C	0.185	30,000 per 6,300 units	2015/12/30	150,000,000	2015/04/17
21017	SGA Societe Generale Acceptance N.V.	HSI Eu Put Wt Oct 15 B	0.155	25,700 per 9,000 units	2015/10/29	150,000,000	2015/04/17
20966	SGA Societe Generale Acceptance N.V.	ICBC Eu Wt Oct 2015 A	0.200	7 per unit	2015/10/05	80,000,000	2015/04/17
21019	SGA Societe Generale Acceptance N.V.	Ping An Eu Wt Nov 15 B	0.460	138.880	2015/11/04	70,000,000	2015/04/17
20968	SGA Societe Generale Acceptance N.V.	Tencent Eu Wt Apr 16 B	0.250	170 per 100 units	2016/04/06	500,000,000	2015/04/17
21029	UBS AG	BYD European Warrants Oct 2015 A	0.415	66.880	2015/10/26	50,000,000	2015/04/17
21027	UBS AG	CITIC Bank European Warrants Nov 2015 A	0.400	7.88 per unit	2015/11/30	40,000,000	2015/04/17
21035	UBS AG	China Mobile European Warrants Jul 2017 A	0.250	113.88 per 100 units	2017/07/24	300,000,000	2015/04/17
21030	UBS AG	China National Building European Wts Dec 2015 A	0.350	10.88 per unit	2015/12/14	30,000,000	2015/04/17
21026	UBS AG	China Tel European Warrants Nov 2015 A	0.315	7.18 per unit	2015/11/19	40,000,000	2015/04/17
21025	UBS AG	Geely Auto European Warrants Nov 2015 A	0.320	6.08 per unit	2015/11/09	40,000,000	2015/04/17
21036	UBS AG	HSBC European Warrants Nov 2015 C	0.250	76.880	2015/11/13	100,000,000	2015/04/17
21031	UBS AG	ICBC European Warrants Dec 2015 A	0.250	7.88 per unit	2015/12/14	100,000,000	2015/04/17
21032	UBS AG	Ping An European Warrants Oct 2015 B	1.080	114.880	2015/10/22	100,000,000	2015/04/17
21033	UBS AG	Ping An European Warrants Oct 2015 C	0.640	133.880	2015/10/29	100,000,000	2015/04/17
21034	UBS AG	Ping An European Warrants Aug 2016 A	0.250	108.88 per 100 units	2016/08/08	300,000,000	2015/04/17
16046 [#]	UBS AG	HSI European Warrants Sep 2015 A	0.215	28,000 per 7,000 units	2015/09/29	200,000,000	2015/04/17
19016 [#]	UBS AG	HSCEI European Warrants Sep 2015 C	0.355	13,800 per 3,800 units	2015/09/29	80,000,000	2015/04/17
21144	BNP Paribas Arbit Issu B.V.	Ch Railway Euro Wts Sep 2016 A	0.260	13.000	2016/09/02	100,000,000	2015/04/20
21142	BNP Paribas Arbit Issu B.V.	CRCC European Wts Jan 2016 B	0.260	19.680	2016/01/05	100,000,000	2015/04/20
21139	BNP Paribas Arbit Issu B.V.	HKEx European Wts Dec 2017 A	0.270	390 per 100 units	2017/12/05	100,000,000	2015/04/20
21145	BNP Paribas Arbit Issu B.V.	HSBC European Wts Apr 2016 A	0.260	82.000	2016/04/05	100,000,000	2015/04/20
21141	BNP Paribas Arbit Issu B.V.	Haitong Sec Eu Wts Jan 2016 A	0.320	32.880	2016/01/05	100,000,000	2015/04/20
21140	BNP Paribas Arbit Issu B.V.	Tencent Hldgs Eu Wt Feb 2017 A	0.260	218 per 100 units	2017/02/02	100,000,000	2015/04/20
21079	Credit Suisse AG	Agricultural Bank European Wts Jan 2016 A	0.250	5.10 per unit	2016/01/29	80,000,000	2015/04/20
21082	Credit Suisse AG	BOCL European Warrants Nov 2015 A	0.250	6.38 per unit	2015/11/30	80,000,000	2015/04/20
21081	Credit Suisse AG	CC Bank European Warrants Nov 2015 A	0.250	8.88 per unit	2015/11/30	80,000,000	2015/04/20
21085	Credit Suisse AG	China Mobile European Warrants Nov 2015 A	0.250	139.000	2015/11/30	80,000,000	2015/04/20
21086	Credit Suisse AG	HKEx European Warrants May 2016 B	0.270	388 per 100 units	2016/05/30	150,000,000	2015/04/20
21087	Credit Suisse AG	HKEx European Put Warrants Nov 2015 E	0.350	260 per 100 units	2015/11/30	150,000,000	2015/04/20
21080	Credit Suisse AG	ICBC European Warrants Nov 2015 A	0.250	8.28 per unit	2015/11/30	80,000,000	2015/04/20
21084	Credit Suisse AG	Ping An European Warrants Nov 2015 A	0.580	139.000	2015/11/30	80,000,000	2015/04/20
21043	Goldman Sachs SP (Asia)	Agri Bk European Wts Jan 2016 A	0.250	4.88 per unit	2016/01/04	100,000,000	2015/04/20
21058	Goldman Sachs SP (Asia)	AIA European Put Wts Oct 2015 B	0.345	50.000	2015/10/30	80,000,000	2015/04/20
21061	Goldman Sachs SP (Asia)	CAM CSI300 European Wts Nov 2015 B	0.272	63.880	2015/11/30	150,000,000	2015/04/20
21041	Goldman Sachs SP (Asia)	BOCL European Warrants Sep 2015 B	0.233	5.58 per unit	2015/09/18	100,000,000	2015/04/20
21077	Goldman Sachs SP (Asia)	BOCL European Warrants Oct 2015 B	0.250	5.88 per unit	2015/10/20	100,000,000	2015/04/20
21037	Goldman Sachs SP (Asia)	CC Bank European Wts Oct 2015 A	0.280	7.88 per unit	2015/10/02	100,000,000	2015/04/20
21039	Goldman Sachs SP (Asia)	CC Bank European Wts Oct 2015 B	0.250	8.50 per unit	2015/10/27	100,000,000	2015/04/20
21060	Goldman Sachs SP (Asia)	China Cinda Euro Wts Nov 2015 A	0.304	5.68 per unit	2015/11/30	80,000,000	2015/04/20
21137	Goldman Sachs SP (Asia)	HSCEI European Warrants Dec 2015 C	0.276	15,688 per 5,000 units	2015/12/30	150,000,000	2015/04/20
21138	Goldman Sachs SP (Asia)	HSCEI European Warrants Dec 2015 D	0.274	16,288 per 4,500 units	2015/12/30	150,000,000	2015/04/20

Newly listed derivative warrants (continued)

Code	Issuer	Name of issue	Issue prices (HK\$)	Strike level/ Subscription price (HK\$) per 10 units	Subscription/ exercise period	Unit issued on initial listing	Listing date
21135	Goldman Sachs SP (Asia)	HSI European Warrants Dec 2015 C	0.284	29,600 per 7,000 units	2015/12/30	150,000,000	2015/04/20
21136	Goldman Sachs SP (Asia)	HSI European Warrants Dec 2015 D	0.278	30,200 per 6,500 units	2015/12/30	150,000,000	2015/04/20
21078	Goldman Sachs SP (Asia)	Haitong Sec Euro Wts Nov 2015 A	0.383	32.000	2015/11/03	100,000,000	2015/04/20
21044	Goldman Sachs Sp (Asia)	ICBC European Warrants Sep 2015 A	0.260	7.18 per unit	2015/09/23	100,000,000	2015/04/20
21070	HK Bank	Agricultural Bank European Warrants Oct 2015 A	0.250	4.48 per unit	2015/10/30	80,000,000	2015/04/20
21053	HK Bank	BOCL European Warrants Oct 2015 A	0.250	5.48 per unit	2015/10/30	80,000,000	2015/04/20
21049	HK Bank	China Mobile European Warrants Oct 2015 B	0.550	119.880	2015/10/30	80,000,000	2015/04/20
21050	HK Bank	CNOOC European Warrants Sep 2016 A	0.150	12.120	2016/09/30	150,000,000	2015/04/20
21066	HK Bank	HKEx European Warrants Dec 2015 F	0.250	328.88 per 100 units	2015/12/31	150,000,000	2015/04/20
21046	HK Bank	HKEx European Put Warrants Dec 2015 E	0.280	228.88 per 100 units	2015/12/31	150,000,000	2015/04/20
21068	HK Bank	HSCEI European Warrants Oct 2015 D	0.250	14,388 per 4,000 units	2015/10/29	150,000,000	2015/04/20
21071	HK Bank	HSCEI European Warrants Dec 2015 B	0.250	15,888 per 4,000 units	2015/12/30	150,000,000	2015/04/20
21052	HK Bank	HSCEI European Put Warrants Oct 2015 C	0.250	13,688 per 5,000 units	2015/10/29	180,000,000	2015/04/20
21067	HK Bank	HSI European Warrants Oct 2015 F	0.250	27,888 per 7,000 units	2015/10/29	150,000,000	2015/04/20
21069	HK Bank	HSI European Warrants Nov 2015 A	0.250	30,088 per 6,000 units	2015/11/27	150,000,000	2015/04/20
21051	HK Bank	HSI European Put Warrants Oct 2015 E	0.250	26,088 per 7,000 units	2015/10/29	180,000,000	2015/04/20
21047	HK Bank	Tencent European Put Warrants Feb 2016 C	0.250	154.88 per 100 units	2016/02/29	150,000,000	2015/04/20
21055	Macquarie Bank Ltd.	Anhui Conch European Wts Feb 2016 A	0.250	39.980	2016/02/02	40,000,000	2015/04/20
21074	Macquarie Bank Ltd.	AIA European Warrants Feb 2016 A	0.250	65.880	2016/02/02	40,000,000	2015/04/20
21105	Macquarie Bank Ltd.	Avichina European Warrants Dec 2016 A	0.250	9.800	2016/12/02	40,000,000	2015/04/20
21097	Macquarie Bank Ltd.	Ch Comm Cons European Wts Jun 2016 A	0.400	21.000	2016/06/02	25,000,000	2015/04/20
21102	Macquarie Bank Ltd.	China COSCO European Wts Jul 2017 A	0.250	7.800	2017/07/04	40,000,000	2015/04/20
21040	Macquarie Bank Ltd.	China Coal European Wts Jan 2016 A	0.500	7.28 per unit	2016/01/05	20,000,000	2015/04/20
21096	Macquarie Bank Ltd.	CGS European Warrants Mar 2016 A	0.287	18.000	2016/03/04	35,000,000	2015/04/20
21100	Macquarie Bank Ltd.	CITIC Sec European Warrants Jan 2016 A	0.527	50.000	2016/01/05	19,000,000	2015/04/20
21095	Macquarie Bank Ltd.	CM Bank European Warrants Feb 2016 A	0.271	27.000	2016/02/02	37,000,000	2015/04/20
21056	Macquarie Bank Ltd.	China Mobile European Wts Nov 2015 A	0.250	160.000	2015/11/03	40,000,000	2015/04/20
21099	Macquarie Bank Ltd.	CNBM European Warrants Mar 2018 A	0.250	10.980	2018/03/02	40,000,000	2015/04/20
21101	Macquarie Bank Ltd.	Ch Southern Air Euro Wts Oct 2016 A	0.250	9.800	2016/10/04	40,000,000	2015/04/20
21103	Macquarie Bank Ltd.	Ch Ship Cont European Wts Mar 2016 A	0.501	6.88 per unit	2016/03/02	20,000,000	2015/04/20
21057	Macquarie Bank Ltd.	China Tel European Warrants Dec 2015 A	0.250	8.38 per unit	2015/12/02	40,000,000	2015/04/20
21104	Macquarie Bank Ltd.	Gome European Warrants Jul 2016 A	0.758	3.80 per unit	2016/07/05	15,000,000	2015/04/20
21072	Macquarie Bank Ltd.	HKEx European Warrants Jan 2016 C	0.250	388 per 100 units	2016/01/05	40,000,000	2015/04/20
21098	Macquarie Bank Ltd.	Kingsoft European Warrants Nov 2015 B	0.400	40.880	2015/11/03	25,000,000	2015/04/20
21075	Macquarie Bank Ltd.	PICC P&C European Warrants May 2016 B	0.250	20.880	2016/05/04	40,000,000	2015/04/20
21073	Macquarie Bank Ltd.	PICC Group European Wts Jan 2016 A	0.510	6 per unit	2016/01/05	20,000,000	2015/04/20
21076	Macquarie Bank Ltd.	Ping An European Warrants Dec 2015 A	0.546	128.880	2015/12/02	20,000,000	2015/04/20
21054	Macquarie Bank Ltd.	Tencent European Warrants Nov 2015 A	0.456	239.880	2015/11/03	22,000,000	2015/04/20
21042	Macquarie Bank Ltd.	Yanzhou Coal European Wts Mar 2017 A	0.250	10.980	2017/03/02	40,000,000	2015/04/20
21093	Standard Chartered Bank	AIA European Warrants Nov 2015 B	0.250	60.000	2015/11/02	60,000,000	2015/04/20
21094	Standard Chartered Bank	AIA European Warrants Dec 2015 A	0.250	65.000	2015/12/04	60,000,000	2015/04/20
21090	Standard Chartered Bank	HSCEI European Put Wts Nov 2015 B	0.250	13,600 per 4,000 units	2015/11/27	100,000,000	2015/04/20
21088	Standard Chartered Bank	HSI European Warrants Dec 2015 C	0.150	30,000 per 6,300 units	2015/12/30	100,000,000	2015/04/20

Newly listed derivative warrants (continued)

Code	Issuer	Name of issue	Issue prices (HK\$)	Strike level/ Subscription price (HK\$) per 10 units	Subscription/ exercise period	Unit issued on initial listing	Listing date
21089	Standard Chartered Bank	HSI European Put Wts Dec 2015 D	0.250	27,000 per 9,000 units	2015/12/30	100,000,000	2015/04/20
21107	SGA Societe Generale Acceptance N.V.	BOCL Eu Wt Nov 2015 B	0.250	6.50 per unit	2015/11/04	100,000,000	2015/04/20
21111	SGA Societe Generale Acceptance N.V.	CCB Eur Wt Nov 2015 A	0.320	9 per unit	2015/11/04	100,000,000	2015/04/20
21110	SGA Societe Generale Acceptance N.V.	CCoal Eu Wt Dec 2015 A	0.540	6.50 per unit	2015/12/02	30,000,000	2015/04/20
21109	SGA Societe Generale Acceptance N.V.	CITBK Eu Wt Jan 16 A	0.495	8.88 per unit	2016/01/06	25,000,000	2015/04/20
21113	SGA Societe Generale Acceptance N.V.	CLife Eu Wt Nov 2015 B	0.270	46.880	2015/11/04	150,000,000	2015/04/20
21114	SGA Societe Generale Acceptance N.V.	CLife Eu Put Wt Nov15C	0.450	38.000	2015/11/04	150,000,000	2015/04/20
21115	SGA Societe Generale Acceptance N.V.	CMB Eu Wts Apr 2016 A	0.250	27.880	2016/04/06	100,000,000	2015/04/20
21116	SGA Societe Generale Acceptance N.V.	CNOOC Eu Wt Nov 2015B	0.660	14 per unit	2015/11/04	40,000,000	2015/04/20
21117	SGA Societe Generale Acceptance N.V.	HKEEx Eu Wt Nov 2015 D	0.300	330 per 100 units	2015/11/04	250,000,000	2015/04/20
21118	SGA Societe Generale Acceptance N.V.	HKEEx Eu Wt Dec 2015 C	0.260	360 per 100 units	2015/12/02	250,000,000	2015/04/20
21119	SGA Societe Generale Acceptance N.V.	HKEEx Eu Wt Jan 2016 E	0.250	388 per 100 units	2016/01/06	250,000,000	2015/04/20
21120	SGA Societe Generale Acceptance N.V.	HKEEx Eu Put Wt Dec15D	0.400	258 per 100 units	2015/12/02	250,000,000	2015/04/20
21121	SGA Societe Generale Acceptance N.V.	ICBC Eu Wt Nov 2015 B	0.275	8 per unit	2015/11/04	100,000,000	2015/04/20
21122	SGA Societe Generale Acceptance N.V.	JIANC Eu Wt Apr 2016A	0.250	20.880	2016/04/06	80,000,000	2015/04/20
21124	SGA Societe Generale Acceptance N.V.	Petch Eu Wt Nov 2015A	0.460	12 per unit	2015/11/04	60,000,000	2015/04/20
21127	SGA Societe Generale Acceptance N.V.	Ping An Eu Wt Nov 15 C	0.750	130.880	2015/11/04	80,000,000	2015/04/20
21126	SGA Societe Generale Acceptance N.V.	Ping An Eu Wt Mar 17 A	0.250	110 per 100 units	2017/03/06	500,000,000	2015/04/20
21130	SGA Societe Generale Acceptance N.V.	Tencent Eu Wt Nov 15 B	0.870	218.880	2015/11/04	70,000,000	2015/04/20
21128	SGA Societe Generale Acceptance N.V.	Tencent Eu Wt Nov 16 A	0.250	200 per 100 units	2016/11/02	500,000,000	2015/04/20
21063	SGA Societe Generale Acceptance N.V.	Tencent Eu Put Wt Jun16A	0.250	158.88 per 100 units	2016/06/01	500,000,000	2015/04/20
21161	UBS AG	BOCL European Warrants Dec 2015 A	0.280	6.68 per unit	2015/12/14	100,000,000	2015/04/20
21146	UBS AG	CC Bank European Warrants Dec 2015 A	0.435	9.08 per unit	2015/12/14	100,000,000	2015/04/20
21147	UBS AG	CC Bank European Warrants Dec 2015 B	0.250	10.38 per unit	2015/12/28	100,000,000	2015/04/20
21156	UBS AG	CGS European Warrants Jan 2016 A	0.260	16.380	2016/01/11	70,000,000	2015/04/20
21158	UBS AG	Ch Railway Cons European Warrants Jan 2016 A	0.250	22.880	2016/01/11	60,000,000	2015/04/20
21160	UBS AG	Fosun Intl European Warrants Jan 2016 A	0.260	24.880	2016/01/25	50,000,000	2015/04/20
21149	UBS AG	HKEEx European Warrants Dec 2015 G	0.580	333.88 per 100 units	2015/12/14	300,000,000	2015/04/20
21148	UBS AG	HKEEx European Warrants Jan 2016 B	0.390	438.88 per 100 units	2016/01/25	300,000,000	2015/04/20
21134	UBS AG	HKEEx European Put Warrants Dec 2015 F	0.265	248.88 per 100 units	2015/12/14	100,000,000	2015/04/20
21150	UBS AG	HSCEI European Warrants Mar 2016 A	0.260	17,000 per 5,000 units	2016/03/30	200,000,000	2015/04/20
21131	UBS AG	HSCEI European Put Warrants Dec 2015 F	0.300	14,000 per 5,500 units	2015/12/30	100,000,000	2015/04/20
21154	UBS AG	HSI European Warrants Dec 2015 H	0.250	31,800 per 7,300 units	2015/12/30	300,000,000	2015/04/20
21152	UBS AG	HSI European Warrants Mar 2016 A	0.260	33,000 per 7,500 units	2016/03/30	300,000,000	2015/04/20
21133	UBS AG	HSI European Put Warrants Dec 2015 G	0.350	27,000 per 8,500 units	2015/12/30	300,000,000	2015/04/20
21159	UBS AG	Kingsoft European Warrants Jan 2016 A	0.430	43.880	2016/01/11	100,000,000	2015/04/20
21151	UBS AG	Tencent Holdings European Warrants Oct 2015 B	1.200	220.000	2015/10/19	50,000,000	2015/04/20
21162	UBS AG	Tencent Holdings European Warrants Mar 2016 A	0.250	300 per 20 units	2016/03/24	100,000,000	2015/04/20
11926 [#]	UBS AG	CNOOC European Warrants Nov 2015 A	0.050	16.020	2015/11/23	200,000,000	2015/04/20
13756 [#]	UBS AG	CITIC Pacific European Warrants Dec 2015 B	0.101	18.880	2015/12/14	100,000,000	2015/04/20
16618 [#]	HK Bank	HSI European Warrants Sep 2015 B	0.190	28,128 per 7,000 units	2015/09/29	150,000,000	2015/04/20
19846 [#]	Goldman Sachs SP (Asia)	Tencent European Wt Jul 2015 A	1.240	168.980	2015/07/30	70,000,000	2015/04/20
20644 [#]	UBS AG	HKEEx European Put Warrants Jan 2016 A	0.090	188 per 100 units	2016/01/29	120,000,000	2015/04/20

Newly listed derivative warrants (continued)

Code	Issuer	Name of issue	Issue prices (HK\$)	Strike level/ Subscription price (HK\$) per 10 units	Subscription/ exercise period	Unit issued on initial listing	Listing date
21188	BOCI Asia Ltd.	CAM CSI300 European Warrants Nov 2015 B	0.430	60.880	2015/11/09	100,000,000	2015/04/21
21181	BOCI Asia Ltd.	BOCL European Warrants Nov 2015 B	0.290	6.28 per unit	2015/11/23	100,000,000	2015/04/21
21178	BOCI Asia Ltd.	CC Bank European Warrants Dec 2015 A	0.420	8.88 per unit	2015/12/07	100,000,000	2015/04/21
21183	BOCI Asia Ltd.	China Life European Warrants Oct 2015 C	0.340	43.430	2015/10/26	100,000,000	2015/04/21
21187	BOCI Asia Ltd.	CSOP A50 ETF European Warrants May 2016 A	0.180	17.880	2016/05/23	100,000,000	2015/04/21
21186	BOCI Asia Ltd.	A50 China European Warrants Jul 2016 A	0.180	15.270	2016/07/04	100,000,000	2015/04/21
21176	BOCI Asia Ltd.	HKEx European Warrants Dec 2015 E	0.290	350 per 100 units	2015/12/14	100,000,000	2015/04/21
21175	BOCI Asia Ltd.	HSBC European Warrants Dec 2015 A	0.260	77.500	2015/12/28	100,000,000	2015/04/21
21180	BOCI Asia Ltd.	ICBC European Warrants Nov 2015 B	0.340	7.68 per unit	2015/11/30	100,000,000	2015/04/21
21182	BOCI Asia Ltd.	Ping An European Warrants Sep 2016 B	0.250	115 per 100 units	2016/09/23	100,000,000	2015/04/21
21177	BOCI Asia Ltd.	Tencent Holdings European Wts Apr 2016 A	0.250	200 per 100 units	2016/04/18	100,000,000	2015/04/21
21184	BOCI Asia Ltd.	Tracker Fund European Warrants May 2016 A	0.250	30.880	2016/05/30	100,000,000	2015/04/21
21185	BOCI Asia Ltd.	Tracker Fund European Put Wts May 2016 B	0.280	26.500	2016/05/16	100,000,000	2015/04/21
21260	Credit Suisse AG	HKEx European Warrants Jun 2017 A	0.630	353 per 100 units	2017/06/30	200,000,000	2015/04/21
21241	Credit Suisse AG	HSCEI European Warrants Dec 2015 C	0.250	16,200 per 5,200 units	2015/12/30	108,000,000	2015/04/21
21242	Credit Suisse AG	HSCEI European Warrants Mar 2016 A	0.250	17,200 per 5,200 units	2016/03/30	108,000,000	2015/04/21
21243	Credit Suisse AG	HSCEI European Put Warrants Nov 2015 B	0.250	13,800 per 6,500 units	2015/11/27	108,000,000	2015/04/21
21244	Credit Suisse AG	HSCEI European Put Warrants Dec 2015 D	0.250	14,600 per 8,000 units	2015/12/30	108,000,000	2015/04/21
21237	Credit Suisse AG	HSI European Warrants Nov 2015 C	0.250	30,600 per 8,000 units	2015/11/27	128,000,000	2015/04/21
21238	Credit Suisse AG	HSI European Warrants Dec 2015 D	0.250	32,000 per 7,300 units	2015/12/30	128,000,000	2015/04/21
21240	Credit Suisse AG	HSI European Put Warrants Nov 2015 D	0.270	28,000 per 10,000 units	2015/11/27	128,000,000	2015/04/21
21239	Credit Suisse AG	HSI European Put Warrants Dec 2015 E	0.250	27,200 per 10,000 units	2015/12/30	128,000,000	2015/04/21
21198	Goldman Sachs SP (Asia)	BOCL European Warrants Dec 2015 A	0.348	6.60 per unit	2015/12/30	80,000,000	2015/04/21
21200	Goldman Sachs SP (Asia)	CNOOC European Warrants Oct 2015 A	0.537	15 per unit	2015/10/30	80,000,000	2015/04/21
21189	Goldman Sachs SP (Asia)	HKEx European Warrants Dec 2015 F	0.407	366.80 per 100 units	2015/12/30	150,000,000	2015/04/21
21190	Goldman Sachs SP (Asia)	HKEx European Warrants Dec 2015 G	0.347	403.80 per 100 units	2015/12/30	150,000,000	2015/04/21
21193	Goldman Sachs SP (Asia)	HKEx European Put Wts Nov 2015 B	0.500	283.88 per 100 units	2015/11/27	150,000,000	2015/04/21
21203	Goldman Sachs SP (Asia)	HSCEI European Put Wts Dec 2015 E	0.265	13,388 per 5,500 units	2015/12/30	150,000,000	2015/04/21
21205	Goldman Sachs SP (Asia)	HSCEI European Put Wts Dec 2015 F	0.285	14,388 per 7,000 units	2015/12/30	150,000,000	2015/04/21
21201	Goldman Sachs SP (Asia)	HSI European Put Wts Dec 2015 E	0.251	26,800 per 10,000 units	2015/12/30	150,000,000	2015/04/21
21202	Goldman Sachs SP (Asia)	HSI European Put Wts Dec 2015 F	0.281	27,388 per 10,000 units	2015/12/30	150,000,000	2015/04/21
21199	Goldman Sachs Sp (Asia)	ICBC European Warrants Dec 2015 A	0.419	8 per unit	2015/12/30	80,000,000	2015/04/21
21196	Goldman Sachs SP (Asia)	Ping An European Wts Dec 2016 C	0.252	112 per 100 units	2016/12/30	150,000,000	2015/04/21
21195	Goldman Sachs SP (Asia)	Tencent European Wt Oct 2016 A	0.288	230 per 100 units	2016/10/31	150,000,000	2015/04/21
21194	Goldman Sachs SP (Asia)	Tencent European Put Wt Mar 2016 A	0.267	158.80 per 100 units	2016/03/30	150,000,000	2015/04/21
21168	HK Bank	Agricultural Bank European Warrants Oct 2015 B	0.250	4.78 per unit	2015/10/30	80,000,000	2015/04/21
21166	HK Bank	BOCL European Warrants Oct 2015 B	0.300	5.88 per unit	2015/10/30	80,000,000	2015/04/21
21165	HK Bank	CC Bank European Warrants Oct 2015 B	0.400	8.18 per unit	2015/10/30	80,000,000	2015/04/21
21167	HK Bank	CM Bank European Warrants Dec 2015 B	0.250	26.880	2015/12/31	100,000,000	2015/04/21
21170	HK Bank	Galaxy Ent European Warrants Oct 2015 B	0.350	44.380	2015/10/30	60,000,000	2015/04/21
21169	HK Bank	HSCEI European Warrants Oct 2015 E	0.250	15,388 per 4,000 units	2015/10/29	150,000,000	2015/04/21
21171	HK Bank	HSCEI European Put Warrants Oct 2015 F	0.250	14,088 per 5,000 units	2015/10/29	150,000,000	2015/04/21
21173	HK Bank	HSI European Warrants Dec 2015 C	0.250	30,888 per 6,000 units	2015/12/30	150,000,000	2015/04/21

Newly listed derivative warrants (continued)

Code	Issuer	Name of issue	Issue prices (HK\$)	Strike level/ Subscription price (HK\$) per 10 units	Subscription/ exercise period	Unit issued on initial listing	Listing date
21174	HK Bank	HSI European Put Warrants Oct 2015 G	0.250	26,888 per 8,000 units	2015/10/29	150,000,000	2015/04/21
21172	HK Bank	Ping An European Warrants Oct 2015 C	0.700	122.880	2015/10/30	60,000,000	2015/04/21
21218	Macquarie Bank Ltd.	BOCL European Warrants Dec 2015 B	0.334	6.58 per unit	2015/12/02	30,000,000	2015/04/21
21248	Macquarie Bank Ltd.	China Life European Wts Jan 2016 B	0.286	50.000	2016/01/05	35,000,000	2015/04/21
21221	Macquarie Bank Ltd.	Sinopec Corp European Wts Jan 2016 A	0.334	8.78 per unit	2016/01/05	30,000,000	2015/04/21
21246	Macquarie Bank Ltd.	CSOP A50 ETF European Wts Oct 2016 A	0.250	20.000	2016/10/04	40,000,000	2015/04/21
21245	Macquarie Bank Ltd.	A50 China European Warrants Dec 2016 A	0.250	16.500	2016/12/02	40,000,000	2015/04/21
21217	Macquarie Bank Ltd.	GCL-Poly Energy European Wts Dec 2015 B	0.400	3.58 per unit	2015/12/02	25,000,000	2015/04/21
21247	Macquarie Bank Ltd.	HSBC European Warrants Apr 2016 A	0.250	82.500	2016/04/05	40,000,000	2015/04/21
21216	Macquarie Bank Ltd.	Kingdee Int'l European Wts Dec 2015 B	0.668	6.88 per unit	2015/12/16	15,000,000	2015/04/21
21219	Macquarie Bank Ltd.	Lenovo European Warrants Jul 2017 A	0.250	15.980	2017/07/04	40,000,000	2015/04/21
21223	Macquarie Bank Ltd.	MGM China European Warrants Oct 2016 A	0.250	22.000	2016/10/04	40,000,000	2015/04/21
21250	Macquarie Bank Ltd.	New World Dev European Wts Jan 2016 A	0.455	12.50 per unit	2016/01/05	22,000,000	2015/04/21
21220	Macquarie Bank Ltd.	PetroChina European Wts Dec 2015 B	0.400	13.58 per unit	2015/12/02	25,000,000	2015/04/21
21225	Macquarie Bank Ltd.	Sh Electric European Wts Dec 2015 A	0.864	9.38 per unit	2015/12/02	13,000,000	2015/04/21
21262	Macquarie Bank Ltd.	Sh Electric European Wts Aug 2016 A	0.257	6.880	2016/08/30	40,000,000	2015/04/21
21224	Macquarie Bank Ltd.	Sh Petrochem European Wts Dec 2015 A	0.500	5.38 per unit	2015/12/02	20,000,000	2015/04/21
21222	Macquarie Bank Ltd.	Tencent European Warrants Jun 2017 A	0.250	299.88 per 100 units	2017/06/02	50,000,000	2015/04/21
21230	Standard Chartered Bank	BOCL European Warrants Nov 2015 A	0.250	5.88 per unit	2015/11/02	80,000,000	2015/04/21
21232	Standard Chartered Bank	China COSCO European Wt Jan 2017 A	0.250	6.800	2017/01/13	60,000,000	2015/04/21
21235	Standard Chartered Bank	CGS European Warrants Jan 2016 A	0.250	15.800	2016/01/25	80,000,000	2015/04/21
21234	Standard Chartered Bank	CITIC Sec European Wts Nov 2015 A	0.400	45.000	2015/11/09	80,000,000	2015/04/21
21261	Standard Chartered Bank	China Railway Euro Wts Dec 2015 A	0.250	12.800	2015/12/28	120,000,000	2015/04/21
21233	Standard Chartered Bank	A50 China Euro Put Wts Jan 2016 B	0.150	13.020	2016/01/08	100,000,000	2015/04/21
21227	Standard Chartered Bank	HKEx European Warrants Dec 2015 D	0.250	333.88 per 100 units	2015/12/07	100,000,000	2015/04/21
21226	Standard Chartered Bank	HKEx European Warrants Sep 2016 A	0.250	444.88 per 100 units	2016/09/30	100,000,000	2015/04/21
21228	Standard Chartered Bank	HKEx European Put Wts Aug 2016 A	0.300	242.88 per 100 units	2016/08/22	100,000,000	2015/04/21
21236	Standard Chartered Bank	Haitong Sec Euro Wts Nov 2015 A	0.250	32.880	2015/11/13	80,000,000	2015/04/21
21229	Standard Chartered Bank	PetroChina European Wts Oct 2015 C	0.450	11.80 per unit	2015/10/29	60,000,000	2015/04/21
21214	SGA Societe Generale Acceptance N.V.	AGBK Eu Wt Nov 2015 A	0.270	5 per unit	2015/11/04	100,000,000	2015/04/21
21215	SGA Societe Generale Acceptance N.V.	AGBK Eu Wt Jan 2016 A	0.265	5.50 per unit	2016/01/06	100,000,000	2015/04/21
21251	SGA Societe Generale Acceptance N.V.	BOCL Eu Wt Dec 2015 B	0.250	7 per unit	2015/12/02	100,000,000	2015/04/21
21252	SGA Societe Generale Acceptance N.V.	CCB Eur Wt Nov 2015 B	0.250	10 per unit	2015/11/04	100,000,000	2015/04/21
21254	SGA Societe Generale Acceptance N.V.	CITIC Euro Wt Apr16 A	0.250	18.000	2016/04/06	80,000,000	2015/04/21
21164	SGA Societe Generale Acceptance N.V.	CP&CC Eu Wt Nov 2015C	0.255	8.80 per unit	2015/11/04	100,000,000	2015/04/21
21163	SGA Societe Generale Acceptance N.V.	CP&CC Eu Wt Dec 2015A	0.395	8.20 per unit	2015/12/02	100,000,000	2015/04/21
21264	SGA Societe Generale Acceptance N.V.	CP&CC Eu Wt Jan 2016B	0.250	9.50 per unit	2016/01/06	100,000,000	2015/04/21
21206	SGA Societe Generale Acceptance N.V.	HSCEI Eu Wt Nov 2015C	0.250	15,800 per 4,000 units	2015/11/27	150,000,000	2015/04/21
21207	SGA Societe Generale Acceptance N.V.	HSCEI Eu Wt Jan 2016A	0.260	16,400 per 4,000 units	2016/01/28	150,000,000	2015/04/21
21208	SGA Societe Generale Acceptance N.V.	HSCEI Eu Wt Feb 2016B	0.250	17,000 per 4,000 units	2016/02/26	150,000,000	2015/04/21
21209	SGA Societe Generale Acceptance N.V.	HSCEI Eu Put Wt Oct15D	0.300	14,000 per 4,000 units	2015/10/29	150,000,000	2015/04/21
21211	SGA Societe Generale Acceptance N.V.	HS H-SHARE Eu Wts Nov15C	0.750	170.000	2015/11/04	50,000,000	2015/04/21
21210	SGA Societe Generale Acceptance N.V.	HS H-SHARE Eu Wts Dec15A	1.050	160.000	2015/12/02	50,000,000	2015/04/21

Newly listed derivative warrants (continued)

Code	Issuer	Name of issue	Issue prices (HK\$)	Strike level/ Subscription price (HK\$) per 10 units	Subscription/ exercise period	Unit issued on initial listing	Listing date
21213	SGA Societe Generale Acceptance N.V.	HS H-SH Eu Put Wt Jan16A	1.020	130.000	2016/01/06	50,000,000	2015/04/21
21253	SGA Societe Generale Acceptance N.V.	ICBC Eu Wt Jan 2016 A	0.255	9.08 per unit	2016/01/06	100,000,000	2015/04/21
21256	SGA Societe Generale Acceptance N.V.	PICC P&C Eu Wt Apr 16A	0.250	20.880	2016/04/06	80,000,000	2015/04/21
21255	SGA Societe Generale Acceptance N.V.	PICC Eu Wts Dec 2015A	0.500	6.50 per unit	2015/12/02	30,000,000	2015/04/21
21257	SGA Societe Generale Acceptance N.V.	Tencent Eu Wt Oct 15 D	2.020	170.000	2015/10/05	60,000,000	2015/04/21
21270	UBS AG	Agricultural Bank European Warrants Dec 2015 B	0.250	5.28 per unit	2015/12/30	50,000,000	2015/04/21
21268	UBS AG	CC Bank European Warrants Dec 2015 C	0.420	8.68 per unit	2015/12/21	100,000,000	2015/04/21
21269	UBS AG	CC Bank European Put Warrants Dec 2015 D	0.500	6.38 per unit	2015/12/14	100,000,000	2015/04/21
21273	UBS AG	CITIC European Warrants Oct 2016 A	0.250	20.880	2016/10/17	40,000,000	2015/04/21
21271	UBS AG	Minsheng Bank European Warrants Oct 2015 A	0.480	12.88 per unit	2015/10/20	40,000,000	2015/04/21
21274	UBS AG	Sinopec Corp European Warrants Dec 2015 B	0.250	8.88 per unit	2015/12/14	70,000,000	2015/04/21
21265	UBS AG	HSBC European Warrants Dec 2015 C	0.250	82.880	2015/12/21	100,000,000	2015/04/21
21266	UBS AG	HSBC European Warrants Jan 2016 A	0.250	92.880	2016/01/18	100,000,000	2015/04/21
21267	UBS AG	HSCEI European Warrants Mar 2016 B	0.250	18,888 per 4,000 units	2016/03/30	200,000,000	2015/04/21
18879#	Standard Chartered Bank	HSCEI European Warrants Dec 2015 A	0.380	14,000 per 4,000 units	2015/12/30	100,000,000	2015/04/21
19997#	UBS AG	China Mobile European Warrants Nov 2016 A	0.156	103.70 per 100 units	2016/11/23	500,000,000	2015/04/21
28862#	Standard Chartered Bank	CNOOC European Warrants Nov 2015 A	0.059	16.020	2015/11/23	170,000,000	2015/04/21
21348	BNP Paribas Arbit Issu B.V.	Agricultural Bank Eu Wt Jan16A	0.270	5.10 per unit	2016/01/05	100,000,000	2015/04/22
21343	BNP Paribas Arbit Issu B.V.	BOCL European Wts Dec 2015 A	0.290	6.30 per unit	2015/12/02	100,000,000	2015/04/22
21346	BNP Paribas Arbit Issu B.V.	BankComm Euro Wts Nov 2015 A	0.370	9.90 per unit	2015/11/03	60,000,000	2015/04/22
21340	BNP Paribas Arbit Issu B.V.	CC Bank Euro Wts Nov 2015 A	0.290	9.38 per unit	2015/11/03	100,000,000	2015/04/22
21354	BNP Paribas Arbit Issu B.V.	CGS European Warrants Feb 16 A	0.250	14.800	2016/02/02	100,000,000	2015/04/22
21356	BNP Paribas Arbit Issu B.V.	Ch LongYuan Eu Wts Dec 2016 A	0.250	10.000	2016/12/02	100,000,000	2015/04/22
21344	BNP Paribas Arbit Issu B.V.	CM Bank Euro Warrants Jan 2016 A	0.260	26.380	2016/01/05	100,000,000	2015/04/22
21351	BNP Paribas Arbit Issu B.V.	Minsheng Bk Euro Wt Nov 2015 A	0.440	13.50 per unit	2015/11/03	95,000,000	2015/04/22
21341	BNP Paribas Arbit Issu B.V.	ICBC European Wts Dec 2015 A	0.290	8.28 per unit	2015/12/02	100,000,000	2015/04/22
21358	BNP Paribas Arbit Issu B.V.	Lenovo European Wts Dec 2016 A	0.250	13.500	2016/12/02	100,000,000	2015/04/22
21353	BNP Paribas Arbit Issu B.V.	Shanghai Electric Eu Wt Dec16A	0.250	8.000	2016/12/02	100,000,000	2015/04/22
21359	BNP Paribas Arbit Issu B.V.	Yanzhou Coal Eur Wt Feb 2017 A	0.250	11.180	2017/02/02	100,000,000	2015/04/22
21309	Credit Suisse AG	Sinopec Corp European Warrants Oct 2015 A	0.250	8.20 per unit	2015/10/30	80,000,000	2015/04/22
21323	Credit Suisse AG	CSOP A50 ETF European Warrants Jul 2016 B	0.250	19.660	2016/07/29	150,000,000	2015/04/22
21324	Credit Suisse AG	A50 China European Warrants Nov 2016 A	0.250	17.380	2016/11/30	150,000,000	2015/04/22
21308	Credit Suisse AG	Galaxy Ent European Warrants Nov 2015 B	0.300	44.800	2015/11/23	80,000,000	2015/04/22
21312	Credit Suisse AG	HKEx European Warrants Dec 2015 D	0.300	335 per 100 units	2015/12/28	150,000,000	2015/04/22
21310	Credit Suisse AG	HSBC European Wts Dec 2015 A	0.250	88.000	2015/12/28	80,000,000	2015/04/22
21311	Credit Suisse AG	Tencent Holdings European Wts Nov 2015 B	0.700	228.000	2015/11/30	80,000,000	2015/04/22
21321	Goldman Sachs SP (Asia)	CC Bank European Wts Nov 2015 A	0.422	9.28 per unit	2015/11/27	80,000,000	2015/04/22
21301	Goldman Sachs SP (Asia)	A50 China European Wts Oct 2016 B	0.251	17.380	2016/10/28	100,000,000	2015/04/22
21302	Goldman Sachs SP (Asia)	A50 China Euro Put Wts Jun 2016 A	0.251	14.080	2016/06/30	100,000,000	2015/04/22
21320	Goldman Sachs SP (Asia)	HKEx European Warrants Nov 2015 C	0.333	338.80 per 100 units	2015/11/27	150,000,000	2015/04/22
21322	Goldman Sachs Sp (Asia)	ICBC European Warrants Nov 2015 A	0.287	8.88 per unit	2015/11/27	80,000,000	2015/04/22
21283	HK Bank	China Railway European Warrants Apr 2016 A	0.250	12.280	2016/04/29	80,000,000	2015/04/22
21282	HK Bank	CRCC European Warrants Dec 2015 B	0.250	18.880	2015/12/31	80,000,000	2015/04/22

Newly listed derivative warrants (continued)

Code	Issuer	Name of issue	Issue prices (HK\$)	Strike level/ Subscription price (HK\$) per 10 units	Subscription/ exercise period	Unit issued on initial listing	Listing date
21281	HK Bank	Haitong Sec European Warrants Oct 2015 A	0.250	28.380	2015/10/30	80,000,000	2015/04/22
21285	HK Bank	Kingsoft European Warrants Oct 2015 B	0.300	34.380	2015/10/30	80,000,000	2015/04/22
21280	HK Bank	Tencent European Warrants Feb 2016 D	0.250	178.88 per 100 units	2016/02/29	150,000,000	2015/04/22
21307	Macquarie Bank Ltd.	BBMG European Warrants Jun 2017 A	0.303	12.880	2017/06/16	34,000,000	2015/04/22
21289	Macquarie Bank Ltd.	CC Bank European Warrants Jan 2016 A	0.423	8.88 per unit	2016/01/06	24,000,000	2015/04/22
21297	Macquarie Bank Ltd.	CITIC Bank European Wts Jan 2016 A	0.607	8.88 per unit	2016/01/05	17,000,000	2015/04/22
21296	Macquarie Bank Ltd.	China Mobile European Wts Jul 2017 A	0.250	110 per 100 units	2017/07/04	40,000,000	2015/04/22
21295	Macquarie Bank Ltd.	China Shenhua European Wts May 2016 A	0.250	25.980	2016/05/04	40,000,000	2015/04/22
21292	Macquarie Bank Ltd.	Evergrande European Wts Feb 2016 A	0.380	5 per unit	2016/02/02	27,000,000	2015/04/22
21290	Macquarie Bank Ltd.	HKEx European Warrants Oct 2016 A	0.388	488 per 100 units	2016/10/05	50,000,000	2015/04/22
21291	Macquarie Bank Ltd.	HKEx European Put Warrants Jan 2016 D	0.256	210 per 100 units	2016/01/06	50,000,000	2015/04/22
21294	Macquarie Bank Ltd.	Skyworth Digital European Wts May 2017 A	0.250	8.880	2017/05/16	40,000,000	2015/04/22
21293	Macquarie Bank Ltd.	Goldwind European Warrants Dec 2015 A	0.371	22.880	2015/12/16	27,000,000	2015/04/22
21288	Standard Chartered Bank	CC Bank European Wts Nov 2015 A	0.250	8.88 per unit	2015/11/23	80,000,000	2015/04/22
21287	Standard Chartered Bank	Fosun Intl European Warrants Dec15A	0.250	21.800	2015/12/21	80,000,000	2015/04/22
21318	Standard Chartered Bank	Tracker Fund Euro Wts Dec 2016 B	0.250	32.000	2016/12/30	60,000,000	2015/04/22
21319	Standard Chartered Bank	Tracker Fund Eu Put Wt Apr 2016 A	0.280	26.000	2016/04/29	50,000,000	2015/04/22
21313	SGA Societe Generale Acceptance N.V.	CAM CSI300 Eu Wt Nov15B	0.260	65.880	2015/11/04	60,000,000	2015/04/22
21298	SGA Societe Generale Acceptance N.V.	BOCHK Eu Wt May 2016A	0.250	32.880	2016/05/04	60,000,000	2015/04/22
21299	SGA Societe Generale Acceptance N.V.	HKEx Eu Wt Dec 2015 E	0.530	268 per 100 units	2015/12/02	200,000,000	2015/04/22
21275	SGA Societe Generale Acceptance N.V.	HKEx Eu Wt Jul 2017 A	0.760	300.18 per 100 units	2017/07/05	200,000,000	2015/04/22
21300	SGA Societe Generale Acceptance N.V.	HSBC Eu Wt Dec 2015 B	0.250	80.000	2015/12/02	100,000,000	2015/04/22
21315	SGA Societe Generale Acceptance N.V.	KECL Eu Wt Nov 2015 A	0.740	11 per unit	2015/11/04	15,000,000	2015/04/22
21276	SGA Societe Generale Acceptance NV	NewWorld Dev Eu Wt Feb16A	0.690	11.38 per unit	2016/02/03	15,000,000	2015/04/22
21277	SGA Societe Generale Acceptance N.V.	Ping An Eu Wt Sep 15 D	1.040	108.880	2015/09/02	70,000,000	2015/04/22
21279	SGA Societe Generale Acceptance N.V.	SHK P Eu Wt Nov 2015A	0.430	148.880	2015/11/04	40,000,000	2015/04/22
21314	SGA Societe Generale Acceptance NV	Yanzhou Coal Eu Wt Dec15A	0.760	10 per unit	2015/12/02	15,000,000	2015/04/22
21327	UBS AG	China Coal European Warrants Dec 2015 A	0.550	5.88 per unit	2015/12/21	40,000,000	2015/04/22
21329	UBS AG	Ch Oilfield European Warrants May 2016 A	0.250	20.880	2016/05/10	80,000,000	2015/04/22
21337	UBS AG	China Overseas European Warrants Jan 2016 A	0.250	35.880	2016/01/18	50,000,000	2015/04/22
21333	UBS AG	CSOP A50 ETF European Warrants Nov 2016 A	0.250	20.880	2016/11/14	300,000,000	2015/04/22
21334	UBS AG	CSOP A50 ETF European Put Warrants Jun 2016 B	0.250	14.880	2016/06/08	100,000,000	2015/04/22
21331	UBS AG	A50 China European Warrants Jun 2017 A	0.250	19.880	2017/06/30	300,000,000	2015/04/22
21332	UBS AG	A50 China European Put Warrants Jun 2016 A	0.250	13.880	2016/06/20	100,000,000	2015/04/22
21335	UBS AG	PetroChina European Warrants Nov 2015 A	0.350	13 per unit	2015/11/09	60,000,000	2015/04/22
21338	UBS AG	Tencent Holdings European Warrants Oct 2015 C	1.600	170.100	2015/10/08	50,000,000	2015/04/22
21325	UBS AG	Yanzhou Coal European Wts Jan 2017 A	0.250	11.380	2017/01/18	100,000,000	2015/04/22
21328	UBS AG	Zijin Mining European Warrants Dec 2015 B	0.250	3.88 per unit	2015/12/21	40,000,000	2015/04/22
21336	UBS AG	ZTE European Warrants Jan 2016 A	0.250	28.880	2016/01/25	40,000,000	2015/04/22
21363	BOCI Asia Ltd.	Anhui Conch European Warrants Jan 2016 A	0.390	35.000	2016/01/26	100,000,000	2015/04/23
21365	BOCI Asia Ltd.	Agricultural Bk European Wts Jan 2016 A	0.290	5.10 per unit	2016/01/11	100,000,000	2015/04/23
21364	BOCI Asia Ltd.	BOC HK European Warrants Mar 2016 A	0.250	33.000	2016/03/14	100,000,000	2015/04/23
21361	BOCI Asia Ltd.	CITIC Sec European Warrants Nov 2015 B	0.510	38.880	2015/11/09	100,000,000	2015/04/23

Newly listed derivative warrants (continued)

Code	Issuer	Name of issue	Issue prices (HK\$)	Strike level/ Subscription price (HK\$) per 10 units	Subscription/ exercise period	Unit issued on initial listing	Listing date
21362	BOCI Asia Ltd.	Haitong Sec European Warrants Dec 2015 B	0.370	28.880	2015/12/21	100,000,000	2015/04/23
21388	BNP Paribas Arbit Issu B.V.	China COSCO Euro Wt Aug 2017 A	0.250	7.000	2017/08/02	80,000,000	2015/04/23
21380	BNP Paribas Arbit Issu B.V.	China EB Int'l Eu Wts Jul 16 A	0.250	18.000	2016/07/05	50,000,000	2015/04/23
21381	BNP Paribas Arbit Issu B.V.	CITIC Euro Warrants Nov 2016 A	0.250	18.000	2016/11/02	80,000,000	2015/04/23
21385	BNP Paribas Arbit Issu B.V.	China Overseas Eu Wt Mar 2016A	0.250	36.000	2016/03/02	80,000,000	2015/04/23
21383	BNP Paribas Arbit Issu B.V.	HKEx European Wts Mar 2016 B	0.290	350 per 100 units	2016/03/02	100,000,000	2015/04/23
21389	BNP Paribas Arbit Issu B.V.	Kingsoft Euro Wts Jan 2016 A	0.250	44.000	2016/01/05	80,000,000	2015/04/23
21386	BNP Paribas Arbit Issu B.V.	Longfor PPT Euro Wt Sep 2016 A	0.250	13.000	2016/09/02	50,000,000	2015/04/23
21400	Credit Suisse AG	CC Bank European Warrants Nov 2015 B	0.260	9.60 per unit	2015/11/09	80,000,000	2015/04/23
21399	Credit Suisse AG	CITIC Bank European Warrants Nov 2015 A	0.480	8.50 per unit	2015/11/30	80,000,000	2015/04/23
21398	Credit Suisse AG	Minsheng Bank European Wts Oct 2015 A	0.570	13.18 per unit	2015/10/30	80,000,000	2015/04/23
21417	Credit Suisse AG	CSOP A50 ETF European Warrants Jun 2016 B	0.250	21.300	2016/06/30	150,000,000	2015/04/23
21366	Credit Suisse AG	CSOP A50 ETF Euro Put Wts May 2016 C	0.250	14.800	2016/05/30	120,000,000	2015/04/23
21419	Credit Suisse AG	A50 China European Warrants Oct 2016 A	0.250	19.380	2016/10/31	150,000,000	2015/04/23
21367	Credit Suisse AG	A50 China European Put Wts May 2016 A	0.250	13.800	2016/05/30	120,000,000	2015/04/23
21401	Credit Suisse AG	PICC European Warrants Mar 2016 A	0.250	21.000	2016/03/21	80,000,000	2015/04/23
21402	Credit Suisse AG	Ping An European Warrants Jun 2016 A	0.250	113 per 100 units	2016/06/30	150,000,000	2015/04/23
21411	Goldman Sachs SP (Asia)	China Life Euro Put Wts Oct 2015 B	0.257	33.800	2015/10/30	80,000,000	2015/04/23
21415	Goldman Sachs SP (Asia)	CSOP A50 ETF Euro Wts Jul 2016 B	0.250	19.800	2016/07/28	100,000,000	2015/04/23
21414	Goldman Sachs SP (Asia)	CSOP A50 ETF Euro Wts Aug 2016 A	0.250	20.000	2016/08/30	100,000,000	2015/04/23
21413	Goldman Sachs SP (Asia)	A50 China European Wts Jun 2016 B	0.250	17.880	2016/06/29	100,000,000	2015/04/23
21421	Goldman Sachs SP (Asia)	A50 China European Wts Sep 2016 A	0.257	18.800	2016/09/29	100,000,000	2015/04/23
21408	Goldman Sachs SP (Asia)	HKEx European Put Wts Dec 2015 H	0.329	248.88 per 100 units	2015/12/30	80,000,000	2015/04/23
21409	Goldman Sachs SP (Asia)	HSBC European Put Wts Nov 2015 A	0.618	70.000	2015/11/27	80,000,000	2015/04/23
21412	Goldman Sachs SP (Asia)	Ping An European Wts Oct 2015 C	0.833	136.880	2015/10/30	100,000,000	2015/04/23
21410	Goldman Sachs SP (Asia)	Ping An Euro Put Wts Oct 2015 B	0.681	92.800	2015/10/30	80,000,000	2015/04/23
21377	HK Bank	CSOP A50 ETF European Warrants Jun 2016 A	0.250	18.380	2016/06/30	150,000,000	2015/04/23
21378	HK Bank	A50 China European Warrants Jun 2016 C	0.250	16.880	2016/06/30	150,000,000	2015/04/23
21407	Macquarie Bank Ltd.	China Gas Hold Euro Wts Dec 2015 A	0.155	16.880	2015/12/14	65,000,000	2015/04/23
21360	Macquarie Bank Ltd.	CNOOC European Warrants Mar 2018 A	0.250	15.980	2018/03/02	40,000,000	2015/04/23
21393	Macquarie Bank Ltd.	HKEx European Warrants Apr 2017 A	0.367	400 per 100 units	2017/04/04	100,000,000	2015/04/23
21390	Macquarie Bank Ltd.	ICBC European Warrants Jan 2016 A	0.400	8.20 per unit	2016/01/05	25,000,000	2015/04/23
21406	Macquarie Bank Ltd.	Ping An European Warrants Feb 2016 A	0.702	150.000	2016/02/02	15,000,000	2015/04/23
21392	Macquarie Bank Ltd.	Ping An European Warrants Jan 2017 A	0.250	112.50 per 100 units	2017/01/04	40,000,000	2015/04/23
21372	Standard Chartered Bank	Agricultural Bk Eur Wts Nov 2015 B	0.250	5.18 per unit	2015/11/02	80,000,000	2015/04/23
21405	Standard Chartered Bank	BOC HK European Wts May 2016 A	0.250	33.000	2016/05/23	60,000,000	2015/04/23
21373	Standard Chartered Bank	BOCL European Warrants Dec 2015 A	0.250	6.68 per unit	2015/12/02	80,000,000	2015/04/23
21371	Standard Chartered Bank	CC Bank European Wts Oct 2015 A	0.390	8.20 per unit	2015/10/22	80,000,000	2015/04/23
21375	Standard Chartered Bank	China Mobile Euro Wts Nov 2015 A	0.290	128.000	2015/11/30	60,000,000	2015/04/23
21403	Standard Chartered Bank	CNOOC European Warrants Nov 2016 A	0.179	13.520	2016/11/25	100,000,000	2015/04/23
21376	Standard Chartered Bank	A50 China Euro Warrants May 2016 A	0.150	16.500	2016/05/30	120,000,000	2015/04/23
21374	Standard Chartered Bank	Geely Auto European Wts Oct 2015 B	0.250	6 per unit	2015/10/29	40,000,000	2015/04/23
21370	Standard Chartered Bank	HKEx European Warrants Dec 2015 E	0.250	388 per 100 units	2015/12/11	100,000,000	2015/04/23

Newly listed derivative warrants (continued)

Code	Issuer	Name of issue	Issue prices (HK\$)	Strike level/ Subscription price (HK\$) per 10 units	Subscription/ exercise period	Unit issued on initial listing	Listing date
21368	Standard Chartered Bank	ICBC European Warrants Nov 2015 A	0.250	8.20 per unit	2015/11/02	80,000,000	2015/04/23
21369	Standard Chartered Bank	ICBC European Warrants Jan 2016 B	0.250	8.88 per unit	2016/01/08	80,000,000	2015/04/23
21395	SGA Societe Generale Acceptance NV	CSOP A50 ETF Eu Wt Nov15B	0.780	21.88 per unit	2015/11/04	60,000,000	2015/04/23
21397	SGA Societe Generale Acceptance N.V.	Shenhua Eu Wt Mar 16 A	0.160	25.880	2016/03/02	150,000,000	2015/04/23
21396	SGA Societe Generale Acceptance N.V.	A50 Ch Eu Wt Nov 2015A	0.760	20 per unit	2015/11/04	60,000,000	2015/04/23
21394	SGA Societe Generale Acceptance N.V.	HSBC Eu Wt Jan 2016 A	0.250	90.000	2016/01/06	100,000,000	2015/04/23
21435	UBS AG	CHALCO European Warrants Dec 2015 B	0.540	6.88 per unit	2015/12/28	40,000,000	2015/04/23
21432	UBS AG	CAM CSI300 European Warrants Nov 2015 A	0.310	68.880	2015/11/09	40,000,000	2015/04/23
21436	UBS AG	China COSCO European Warrants Dec 2015 A	0.510	7.88 per unit	2015/12/28	30,000,000	2015/04/23
21433	UBS AG	CM Bank European Warrants Feb 2016 B	0.250	28.880	2016/02/22	100,000,000	2015/04/23
21428	UBS AG	CNOOC European Warrants Nov 2015 B	0.350	18.88 per unit	2015/11/16	30,000,000	2015/04/23
21429	UBS AG	Galaxy Ent European Warrants Dec 2015 A	0.330	50.880	2015/12/21	60,000,000	2015/04/23
21437	UBS AG	HSI European Warrants Oct 2015 D	0.250	28,800 per 8,000 units	2015/10/29	300,000,000	2015/04/23
21425	UBS AG	Ping An European Warrants Nov 2015 A	0.600	145.880	2015/11/09	100,000,000	2015/04/23
21426	UBS AG	Ping An European Warrants Nov 2016 A	0.250	123.88 per 100 units	2016/11/14	300,000,000	2015/04/23
21427	UBS AG	Ping An European Put Warrants Oct 2016 B	0.250	100 per 100 units	2016/10/31	300,000,000	2015/04/23
21430	UBS AG	Sands China European Warrants Jan 2016 A	0.250	48.880	2016/01/18	60,000,000	2015/04/23
18960*	Goldman Sachs SP (Asia)	CC Bank European Wts Jul 2015 A	0.290	7.98 per unit	2015/07/31	80,000,000	2015/04/23
21454	BOCI Asia Ltd.	CKH European Warrants Oct 2016 A	0.240	180 per 100 units	2016/10/17	100,000,000	2015/04/24
21445	BOCI Asia Ltd.	Sinopec Corp European Warrants Oct 2015 B	0.420	7.89 per unit	2015/10/23	100,000,000	2015/04/24
21447	BOCI Asia Ltd.	CSOP A50 ETF European Warrants Aug 2016 B	0.240	19.400	2016/08/22	100,000,000	2015/04/24
21448	BOCI Asia Ltd.	CSOP A50 ETF European Put Warrants Jul 16 A	0.250	15.680	2016/07/25	100,000,000	2015/04/24
21449	BOCI Asia Ltd.	A50 China European Warrants Dec 2016 E	0.230	18.500	2016/12/21	100,000,000	2015/04/24
21453	BOCI Asia Ltd.	A50 China European Put Warrants Aug 2016 C	0.250	14.380	2016/08/08	100,000,000	2015/04/24
21446	BOCI Asia Ltd.	HKEx European Put Warrants Jan 2016 B	0.300	250 per 100 units	2016/01/18	100,000,000	2015/04/24
21444	BOCI Asia Ltd.	Lenovo European Warrants Oct 2016 A	0.230	15.000	2016/10/25	100,000,000	2015/04/24
21528	BNP Paribas Arbit Issu B.V.	Air China Euro Wts Aug 2016 A	0.260	10.480	2016/08/02	100,000,000	2015/04/24
21531	BNP Paribas Arbit Issu B.V.	Ch Mobile Euro Wts Jul 2017 A	0.250	115 per 100 units	2017/07/04	100,000,000	2015/04/24
21463	BNP Paribas Arbit Issu B.V.	CSOP A50 ETF Eu Wts Aug 2017 A	0.250	17.800	2017/08/02	100,000,000	2015/04/24
21456	BNP Paribas Arbit Issu B.V.	A50 China Euro Wts Dec 2017 A	0.250	20.280	2017/12/04	100,000,000	2015/04/24
21459	BNP Paribas Arbit Issu B.V.	HSCEI European Wts Dec 2015 D	0.280	16,200 per 4,000 units	2015/12/30	100,000,000	2015/04/24
21460	BNP Paribas Arbit Issu B.V.	HSCEI European Wts Dec 2015 E	0.490	14,000 per 4,000 units	2015/12/30	100,000,000	2015/04/24
21458	BNP Paribas Arbit Issu B.V.	HSI European Wts Dec 2015 C	0.270	28,000 per 8,000 units	2015/12/30	100,000,000	2015/04/24
21457	BNP Paribas Arbit Issu B.V.	HSI European Wts Jan 2016 A	0.250	32,000 per 6,000 units	2016/01/28	100,000,000	2015/04/24
21462	BNP Paribas Arbit Issu B.V.	Tracker Fund Euro Wts Dec16A	0.250	30.880	2016/12/02	100,000,000	2015/04/24
21530	BNP Paribas Arbit Issu B.V.	Zijin Mining Eu Wts Feb 2016 A	0.320	3.80 per unit	2016/02/02	74,000,000	2015/04/24
21529	BNP Paribas Arbit Issu B.V.	ZTE European Wts Mar 2016 B	0.280	26.900	2016/03/02	77,000,000	2015/04/24
21496	Credit Suisse AG	Ping An European Warrants Sep 2016 A	0.250	125 per 100 units	2016/09/09	150,000,000	2015/04/24
21497	Credit Suisse AG	Ping An European Put Warrants Oct 2015 C	0.750	98.000	2015/10/30	80,000,000	2015/04/24
21500	Bank of East Asia	HKEx European Warrants Dec 2015 A	0.320	330 per 100 units	2015/12/07	50,000,000	2015/04/24
21502	Bank of East Asia	HKEx European Warrants Nov 2016 A	0.388	388 per 100 units	2016/11/30	50,000,000	2015/04/24
21498	Bank of East Asia	Ping An European Warrants Dec 2015 A	0.560	158.000	2015/12/28	25,000,000	2015/04/24
21499	Bank of East Asia	Ping An European Warrants Jan 2017 A	0.250	128 per 100 units	2017/01/27	100,000,000	2015/04/24

Newly listed derivative warrants (continued)

Code	Issuer	Name of issue	Issue prices (HK\$)	Strike level/ Subscription price (HK\$) per 10 units	Subscription/ exercise period	Unit issued on initial listing	Listing date
21503	Bank of East Asia	Tencent Holdings European Wts Mar 2016 A	0.250	188 per 100 units	2016/03/30	80,000,000	2015/04/24
21443	HK Bank	AIA European Warrants Oct 2015 A	0.250	58.680	2015/10/30	80,000,000	2015/04/24
21442	HK Bank	CC Bank European Warrants Oct 2015 C	0.350	8.80 per unit	2015/10/30	80,000,000	2015/04/24
21440	HK Bank	Ch Comm Cons European Warrants Nov 2015 A	0.250	18.000	2015/11/27	100,000,000	2015/04/24
21438	HK Bank	Lenovo European Warrants Oct 2016 A	0.200	15.020	2016/10/31	100,000,000	2015/04/24
21491	J P Morgan SP BV	Agricultural Bk Euro Warrants Nov 2015 A	0.252	5.28 per unit	2015/11/03	100,000,000	2015/04/24
21494	J P Morgan SP BV	BOCL European Warrants Jan 2016 B	0.257	6.38 per unit	2016/01/04	100,000,000	2015/04/24
21487	J P Morgan SP BV	CC Bank European Wts Dec 2015 A	0.289	9.38 per unit	2015/12/02	100,000,000	2015/04/24
21484	J P Morgan SP BV	Ch Comm Cons European Warrants Dec 2015 B	0.274	18.880	2015/12/02	100,000,000	2015/04/24
21488	J P Morgan SP BV	CITIC Bank European Warrants Nov 2015 A	0.400	8.28 per unit	2015/11/03	100,000,000	2015/04/24
21553	J P Morgan SP BV	CKH European Warrants Nov 2016 A	0.254	188.88 per 100 units	2016/11/02	300,000,000	2015/04/24
21493	J P Morgan SP BV	CM Bank European Warrants Jan 2016 A	0.250	27.280	2016/01/04	100,000,000	2015/04/24
21521	J P Morgan SP BV	China Mob European Wts Nov 2015 A	0.562	118.880	2015/11/03	100,000,000	2015/04/24
21495	J P Morgan SP BV	CNBM European Warrants Nov 2015 B	0.582	10.88 per unit	2015/11/03	50,000,000	2015/04/24
21477	J P Morgan SP BV	Ch Overseas European Warrants Jan 2016 A	0.252	36.880	2016/01/05	100,000,000	2015/04/24
21519	J P Morgan SP BV	Sinopec Corp European Warrants Nov 2015 A	0.292	8.28 per unit	2015/11/03	100,000,000	2015/04/24
21479	J P Morgan SP BV	China Railway European Wts Jan 2016 A	0.252	13.880	2016/01/05	60,000,000	2015/04/24
21480	J P Morgan SP BV	China Taiping European Wts Nov 2015 A	0.289	39.000	2015/11/04	60,000,000	2015/04/24
21478	J P Morgan SP BV	Evergrande European Warrants Dec 2015 A	0.388	5.68 per unit	2015/12/02	60,000,000	2015/04/24
21516	J P Morgan SP BV	Galaxy Ent European Warrants Nov 2015 B	0.271	45.000	2015/11/03	100,000,000	2015/04/24
21523	J P Morgan SP BV	HKEx European Warrants Oct 2015 C	0.308	300 per 100 units	2015/10/02	300,000,000	2015/04/24
21524	J P Morgan SP BV	HKEx European Warrants Feb 2016 A	0.261	360 per 100 units	2016/02/02	300,000,000	2015/04/24
21525	J P Morgan SP BV	HKEx European Warrants Sep 2016 A	0.379	500 per 100 units	2016/09/30	300,000,000	2015/04/24
21526	J P Morgan SP BV	HKEx European Put Wts Nov 2015 E	0.345	268.88 per 100 units	2015/11/03	300,000,000	2015/04/24
21514	J P Morgan SP BV	HSBC European Warrants Nov 2015 B	0.255	76.000	2015/11/03	200,000,000	2015/04/24
21467	J P Morgan SP BV	HSCEI European Wts Dec 2015 C	0.251	15,600 per 5,000 units	2015/12/30	200,000,000	2015/04/24
21469	J P Morgan SP BV	HSCEI European Wts Jan 2016 A	0.252	17,000 per 5,000 units	2016/01/28	200,000,000	2015/04/24
21468	J P Morgan SP BV	HSCEI European Wts Feb 2016 B	0.253	16,400 per 5,000 units	2016/02/26	200,000,000	2015/04/24
21470	J P Morgan SP BV	HSCEI European Put Warrants Nov 2015 E	0.251	14,400 per 6,000 units	2015/11/27	200,000,000	2015/04/24
21473	J P Morgan SP BV	HSI European Warrants Nov 2015 F	0.252	32,000 per 6,000 units	2015/11/27	300,000,000	2015/04/24
21474	J P Morgan SP BV	HSI European Warrants Jan 2016 A	0.251	31,000 per 8,000 units	2016/01/28	300,000,000	2015/04/24
21476	J P Morgan SP BV	HSI European Put Warrants Nov 2015 G	0.253	27,800 per 10,000 units	2015/11/27	300,000,000	2015/04/24
21492	J P Morgan SP BV	ICBC European Warrants Jan 2016 A	0.311	8.38 per unit	2016/01/04	100,000,000	2015/04/24
21518	J P Morgan SP BV	KECL European Warrants Mar 2017 A	0.151	12.000	2017/03/31	150,000,000	2015/04/24
21481	J P Morgan SP BV	NCI European Warrants Dec 2015 A	0.404	60.880	2015/12/02	60,000,000	2015/04/24
21520	J P Morgan SP BV	PetroChina European Warrants Nov 2015 A	0.563	11.88 per unit	2015/11/03	100,000,000	2015/04/24
21485	J P Morgan SP BV	PICC European Warrants Jun 2016 A	0.251	21.880	2016/06/02	100,000,000	2015/04/24
21482	J P Morgan SP BV	PICC Group European Warrants Nov 2015 A	0.352	6.60 per unit	2015/11/04	60,000,000	2015/04/24
21517	J P Morgan SP BV	Sands China European Warrants Nov 2015 A	0.251	40.000	2015/11/03	100,000,000	2015/04/24
21548	Macquarie Bank Ltd.	Air China European Warrants Apr 2017 A	0.250	15.000	2017/04/04	40,000,000	2015/04/24
21550	Macquarie Bank Ltd.	CHALCO European Warrants Jan 2016 A	0.630	6.98 per unit	2016/01/05	16,000,000	2015/04/24
21549	Macquarie Bank Ltd.	Angang Steel European Wts Jan 2016 A	0.806	8.38 per unit	2016/01/05	13,000,000	2015/04/24
21540	Macquarie Bank Ltd.	Bank of EA European Wts Jul 2016 B	0.268	40.000	2016/07/05	50,000,000	2015/04/24

Newly listed derivative warrants (continued)

Code	Issuer	Name of issue	Issue prices (HK\$)	Strike level/ Subscription price (HK\$) per 10 units	Subscription/ exercise period	Unit issued on initial listing	Listing date
21542	Macquarie Bank Ltd.	BankComm European Warrants Jul 2016 A	0.856	10 per unit	2016/07/05	12,000,000	2015/04/24
21546	Macquarie Bank Ltd.	BYD European Warrants Apr 2018 A	0.250	45 per 100 units	2018/04/03	80,000,000	2015/04/24
21551	Macquarie Bank Ltd.	China EB Int'l European Wts Jul 2016 A	0.271	20.880	2016/07/18	37,000,000	2015/04/24
21552	Macquarie Bank Ltd.	China EB Ltd Euro Warrants Jul 2016 B	0.329	38.880	2016/07/05	50,000,000	2015/04/24
21538	Macquarie Bank Ltd.	China Cinda European Wts Jul 2016 A	0.744	6 per unit	2016/07/05	14,000,000	2015/04/24
21544	Macquarie Bank Ltd.	Minsheng Bank European Wts Jul 2017 A	0.250	12.500	2017/07/04	40,000,000	2015/04/24
21464	Macquarie Bank Ltd.	Datang European Warrants Nov 2015 A	0.656	6.188 per unit	2015/11/16	16,000,000	2015/04/24
21545	Macquarie Bank Ltd.	Digital China European Wts Oct 2016 A	0.250	15.880	2016/10/18	40,000,000	2015/04/24
21547	Macquarie Bank Ltd.	Zoomlion European Warrants Apr 2018 A	0.250	6.380	2018/04/04	40,000,000	2015/04/24
21533	Standard Chartered Bank	CSOP A50 ETF Euro Wts May 2016 A	0.250	18.150	2016/05/30	100,000,000	2015/04/24
21535	Standard Chartered Bank	Ping An European Wts Nov 2016 A	0.250	116.88 per 100 units	2016/11/28	100,000,000	2015/04/24
21504	SGA Societe Generale Acceptance N.V.	CCCCL Eu Wt Dec 2015 B	0.275	16.880	2015/12/02	100,000,000	2015/04/24
21527	SGA Societe Generale Acceptance N.V.	CRail Eu Wt Dec 2015A	0.250	12.680	2015/12/02	150,000,000	2015/04/24
21508	SGA Societe Generale Acceptance NV	CSOP A50 ETF Eu Wt Nov15C	1.610	19 per unit	2015/11/04	50,000,000	2015/04/24
21506	SGA Societe Generale Acceptance NV	CSOP A50 ETF Eu Wt Dec15C	0.250	17.080	2015/12/02	300,000,000	2015/04/24
21507	SGA Societe Generale Acceptance NV	CSOP A50 ETF Eu Wt Mar16A	0.250	17.880	2016/03/02	300,000,000	2015/04/24
21509	SGA Societe Generale Acceptance NV	CSOP A50 ETF Eu Wt Oct16B	0.250	21.000	2016/10/05	300,000,000	2015/04/24
21513	SGA Societe Generale Acceptance N.V.	A50 Ch Eu Wt Nov 2015B	1.480	17.50 per unit	2015/11/04	50,000,000	2015/04/24
21512	SGA Societe Generale Acceptance N.V.	A50 Ch Eu Wt Dec 2015B	0.250	15.280	2015/12/02	300,000,000	2015/04/24
21510	SGA Societe Generale Acceptance N.V.	HS H-SHARE Eu Wts Dec15B	0.660	180.000	2015/12/02	50,000,000	2015/04/24
21505	SGA Societe Generale Acceptance N.V.	Tencent Eu Wt Apr 16 C	0.255	300 per 20 units	2016/04/06	150,000,000	2015/04/24
21560	UBS AG	Anhui Conch European Warrants Dec 2015 A	0.250	40.880	2015/12/28	60,000,000	2015/04/24
21555	UBS AG	BOCL European Warrants Oct 2015 A	0.280	6 per unit	2015/10/26	100,000,000	2015/04/24
21556	UBS AG	China Mobile European Warrants Nov 2015 A	0.520	126.880	2015/11/16	100,000,000	2015/04/24
21558	UBS AG	China Overseas European Warrants Dec 2015 B	0.250	38.880	2015/12/21	50,000,000	2015/04/24
21557	UBS AG	CSOP A50 ETF European Warrants Sep 2016 A	0.250	22.880	2016/09/09	300,000,000	2015/04/24
21561	UBS AG	CSCL European Warrants Dec 2015 B	0.310	6.38 per unit	2015/12/28	40,000,000	2015/04/24
21465	UBS AG	China Shenhua European Warrants Feb 2016 A	0.250	26.880	2016/02/29	60,000,000	2015/04/24
21559	UBS AG	Evergrande European Warrants Dec 2015 B	0.250	5.88 per unit	2015/12/28	40,000,000	2015/04/24
21566	UBS AG	A50 China European Warrants Jun 2016 B	0.250	17.880	2016/06/13	300,000,000	2015/04/24
21562	UBS AG	Galaxy Ent European Warrants Dec 2015 B	0.445	42.880	2015/12/29	60,000,000	2015/04/24
21554	UBS AG	HKEx European Warrants Dec 2015 H	0.590	308 per 100 units	2015/12/28	300,000,000	2015/04/24
21564	UBS AG	Sands China European Warrants Dec 2015 A	0.320	38.880	2015/12/21	70,000,000	2015/04/24
21565	UBS AG	Wynn Macau European Warrants Aug 2016 A	0.250	22.880	2016/08/15	40,000,000	2015/04/24
20973 [#]	HK Bank	HKEx European Warrants Oct 2015 C	0.355	299.88 per 100 units	2015/10/05	180,000,000	2015/04/24
21582	Credit Suisse AG	CM Bank European Warrants Dec 2015 B	0.250	28.380	2015/12/30	120,000,000	2015/04/27
21580	Credit Suisse AG	China Mobile European Warrants Oct 2015 C	0.280	138.100	2015/10/07	80,000,000	2015/04/27
21581	Credit Suisse AG	CNOOC European Warrants Oct 2015 C	0.250	18.48 per unit	2015/10/30	50,000,000	2015/04/27
21599	Credit Suisse AG	Sands China European Warrants Nov 2015 A	0.250	38.300	2015/11/30	80,000,000	2015/04/27
21615	Bank of East Asia	Ch Comm Cons European Wts Feb 2016 A	0.250	22.000	2016/02/16	40,000,000	2015/04/27
21614	Bank of East Asia	CGS European Warrants Apr 2016 A	0.250	16.881	2016/04/01	40,000,000	2015/04/27
21612	Bank of East Asia	CNBM European Warrants Apr 2017 A	0.250	10.332	2017/04/24	50,000,000	2015/04/27
21616	Bank of East Asia	CNOOC European Warrants Oct 2016 A	0.170	14.860	2016/10/31	60,000,000	2015/04/27

Newly listed derivative warrants (continued)

Code	Issuer	Name of issue	Issue prices (HK\$)	Strike level/ Subscription price (HK\$) per 10 units	Subscription/ exercise period	Unit issued on initial listing	Listing date
21613	Bank of East Asia	Haitong Sec European Warrants Jan 2016 A	0.270	36.837	2016/01/06	40,000,000	2015/04/27
21600	Goldman Sachs SP (Asia)	CSOP A50 ETF Eu Put Wts Jun 2016 B	0.285	15.380	2016/06/30	80,000,000	2015/04/27
21571	HK Bank	CAM CSI300 European Warrants Oct 2015 A	0.300	64.880	2015/10/30	100,000,000	2015/04/27
21578	HK Bank	CITIC Sec European Warrants Nov 2015 A	0.350	41.880	2015/11/30	80,000,000	2015/04/27
21573	HK Bank	Sinopec Corp European Warrants Oct 2015 B	0.300	8 per unit	2015/10/30	80,000,000	2015/04/27
21575	HK Bank	Sinopec Corp European Warrants Oct 2015 C	0.450	7.38 per unit	2015/10/30	80,000,000	2015/04/27
21579	HK Bank	PICC Group European Warrants Oct 2015 A	0.400	5.98 per unit	2015/10/30	80,000,000	2015/04/27
21574	HK Bank	Ping An European Warrants Sep 2016 B	0.250	119.88 per 100 units	2016/09/30	180,000,000	2015/04/27
21607	J P Morgan SP BV	BJ Ent Water European Warrants Jul 2017 A	0.251	7.880	2017/07/04	60,000,000	2015/04/27
21608	J P Morgan SP BV	China EB Int'l European Wts Aug 2016 A	0.250	18.000	2016/08/02	100,000,000	2015/04/27
21609	J P Morgan SP BV	China Everbright European Wts Dec 2015 A	0.276	28.880	2015/12/31	80,000,000	2015/04/27
21601	J P Morgan SP BV	China Gas Hold European Wts Jul 2016 A	0.250	16.500	2016/07/05	100,000,000	2015/04/27
21605	J P Morgan SP BV	Chinares Cement Euro Warrants Nov 2015 A	0.391	6 per unit	2015/11/03	40,000,000	2015/04/27
21603	J P Morgan SP BV	Ch Ship Cont European Warrants Nov 2015 A	0.623	5.50 per unit	2015/11/03	60,000,000	2015/04/27
21602	J P Morgan SP BV	Geely Auto European Warrants Nov 2015 A	0.454	5.38 per unit	2015/11/03	100,000,000	2015/04/27
21610	J P Morgan SP BV	Weigao Group European Warrants May 2017 A	0.251	8.880	2017/05/02	80,000,000	2015/04/27
21611	J P Morgan SP BV	Sinopharm European Warrants Dec 2015 A	0.252	43.880	2015/12/02	80,000,000	2015/04/27
21588	Macquarie Bank Ltd.	Anta Sports European Wts Apr 2016 A	0.313	22.880	2016/04/18	32,000,000	2015/04/27
21590	Macquarie Bank Ltd.	CPIC European Warrants Feb 2016 A	0.526	51.880	2016/02/02	25,000,000	2015/04/27
21569	Macquarie Bank Ltd.	China Taiping European Wts Feb 2016 A	0.502	42.880	2016/02/02	20,000,000	2015/04/27
21587	Macquarie Bank Ltd.	JNCEC European Warrants Mar 2016 A	0.557	5.08 per unit	2016/03/16	18,000,000	2015/04/27
21589	Macquarie Bank Ltd.	ZTE European Warrants May 2016 A	0.400	31.880	2016/05/17	25,000,000	2015/04/27
21594	Standard Chartered Bank	Ch Comm Cons Eur Wts Nov 2015 A	0.250	18.000	2015/11/18	100,000,000	2015/04/27
21596	Standard Chartered Bank	Galaxy Ent European Wts Jan 2016 A	0.250	46.480	2016/01/04	80,000,000	2015/04/27
21598	Standard Chartered Bank	Sands China Euro Wts Jan 2016 A	0.250	40.880	2016/01/08	80,000,000	2015/04/27
21595	Standard Chartered Bank	Tencent Hldg Euro Wts Feb 2016 C	0.221	181.88 per 100 units	2016/02/22	80,000,000	2015/04/27
21570	SGA Societe Generale Acceptance N.V.	HKEx Eu Wt Feb 2016 B	0.255	450 per 100 units	2016/02/03	200,000,000	2015/04/27
21586	SGA Societe Generale Acceptance N.V.	HKEx Eu Wt Jul 2016 D	0.275	500 per 100 units	2016/07/06	200,000,000	2015/04/27
21585	SGA Societe Generale Acceptance N.V.	HKEx Eu Wt Apr 2017 A	0.510	388 per 100 units	2017/04/03	200,000,000	2015/04/27
21583	SGA Societe Generale Acceptance N.V.	Ping An Eu Wt Dec 15 A	1.130	125.000	2015/12/02	70,000,000	2015/04/27
21584	SGA Societe Generale Acceptance N.V.	Ping An Eu Put Wt Nov15D	0.940	95.000	2015/11/04	70,000,000	2015/04/27
21004 [#]	Goldman Sachs SP (Asia)	HKEx European Warrants Sep 2015 B	0.410	299.90 per 100 units	2015/09/30	170,000,000	2015/04/27
21654	Credit Suisse AG	China Mobile European Warrants Dec 2015 A	0.520	148.000	2015/12/30	80,000,000	2015/04/28
21659	Credit Suisse AG	China Mobile European Warrants Dec 2016 C	0.250	121.30 per 100 units	2016/12/28	150,000,000	2015/04/28
21623	Bank of East Asia	BOCL European Warrants Dec 2015 A	0.250	6.38 per unit	2015/12/22	40,000,000	2015/04/28
21619	Bank of East Asia	China Life European Warrants Oct 2015 B	0.250	46.800	2015/10/28	40,000,000	2015/04/28
21622	Bank of East Asia	CM Bank European Warrants Mar 2016 B	0.250	28.680	2016/03/24	40,000,000	2015/04/28
21620	Bank of East Asia	Minsheng Bank European Warrants Oct 15 A	0.350	13.88 per unit	2015/10/28	30,000,000	2015/04/28
21625	Bank of East Asia	HSBC European Warrants Nov 2015 A	0.250	78.000	2015/11/26	40,000,000	2015/04/28
21661	Goldman Sachs SP (Asia)	China Mobile Euro Wts Oct 2015 B	0.540	138.000	2015/10/07	120,000,000	2015/04/28
21631	HK Bank	CC Bank European Warrants Nov 2015 A	0.600	7.80 per unit	2015/11/30	80,000,000	2015/04/28
21627	HK Bank	China COSCO European Warrants Dec 2016 A	0.250	6.980	2016/12/30	100,000,000	2015/04/28
21633	HK Bank	CITIC Bank European Warrants Oct 2015 A	0.350	8 per unit	2015/10/30	50,000,000	2015/04/28

Newly listed derivative warrants (continued)

Code	Issuer	Name of issue	Issue prices (HK\$)	Strike level/ Subscription price (HK\$) per 10 units	Subscription/ exercise period	Unit issued on initial listing	Listing date
21629	HK Bank	Ch Ship Cont European Warrants Dec 2015 A	0.550	5 per unit	2015/12/31	50,000,000	2015/04/28
21632	HK Bank	China Shenhua European Warrants Feb 2016 A	0.250	22.880	2016/02/29	80,000,000	2015/04/28
21644	J P Morgan SP BV	China Life European Warrants Dec 2015 D	0.287	44.000	2015/12/01	100,000,000	2015/04/28
21646	J P Morgan SP BV	China Mob European Wts Oct 2015 B	0.246	138.000	2015/10/07	100,000,000	2015/04/28
21647	J P Morgan SP BV	China Mob European Wts Nov 2015 B	0.409	132.000	2015/11/02	100,000,000	2015/04/28
21618	J P Morgan SP BV	China Mob European Put Wts Oct 2016 A	0.250	115 per 100 units	2016/10/03	300,000,000	2015/04/28
21650	J P Morgan SP BV	China Tel European Warrants Nov 2015 A	0.250	7 per unit	2015/11/03	80,000,000	2015/04/28
21643	J P Morgan SP BV	Galaxy Ent European Warrants Oct 2015 C	0.254	48.000	2015/10/13	100,000,000	2015/04/28
21642	J P Morgan SP BV	HKEx European Warrants Dec 2015 C	0.255	333.88 per 100 units	2015/12/01	300,000,000	2015/04/28
21645	J P Morgan SP BV	Ping An European Warrants Dec 2015 A	0.587	135.000	2015/12/01	100,000,000	2015/04/28
21652	J P Morgan SP BV	Tencent European Warrants Apr 2016 A	0.155	200 per 100 units	2016/04/11	300,000,000	2015/04/28
21653	J P Morgan SP BV	Goldwind European Warrants Dec 2015 A	0.317	20.000	2015/12/31	80,000,000	2015/04/28
21639	Macquarie Bank Ltd.	HKEx European Warrants Jul 2016 C	0.518	350 per 100 units	2016/07/05	30,000,000	2015/04/28
21660	Macquarie Bank Ltd.	HKEx European Warrants Jan 2017 A	0.482	388 per 100 units	2017/01/04	100,000,000	2015/04/28
21640	Standard Chartered Bank	China Life European Wts Dec 2015 D	0.450	40.880	2015/12/22	80,000,000	2015/04/28
21617	SGA Societe Generale Acceptance N.V.	AIA Eur Wt Jan 2016 A	0.250	62.880	2016/01/06	100,000,000	2015/04/28
21634	SGA Societe Generale Acceptance N.V.	Ch Mob Eu Wt Nov 15 B	0.780	130.880	2015/11/04	100,000,000	2015/04/28
21641	SGA Societe Generale Acceptance N.V.	Shenhua Eu Wt Nov 15 A	0.150	21.880	2015/11/04	100,000,000	2015/04/28
21636	SGA Societe Generale Acceptance N.V.	HSI Eur Wt Nov 2015 B	0.195	28,600 per 8,000 units	2015/11/27	150,000,000	2015/04/28
21637	SGA Societe Generale Acceptance N.V.	HSI Eu Put Wt Nov 15 C	0.215	26,400 per 8,000 units	2015/11/27	150,000,000	2015/04/28
21638	SGA Societe Generale Acceptance N.V.	HSI Eu Put Wt Dec 15 D	0.225	27,200 per 10,000 units	2015/12/30	150,000,000	2015/04/28
21655	UBS AG	China Life European Warrants Nov 2015 A	0.210	46.880	2015/11/04	100,000,000	2015/04/28
21658	UBS AG	China Mobile European Put Warrants Oct 2015 B	0.830	103.880	2015/10/27	100,000,000	2015/04/28
21657	UBS AG	HKEx European Warrants Oct 2015 A	0.435	318 per 100 units	2015/10/27	300,000,000	2015/04/28
21227*	Standard Chartered Bank	HKEx European Warrants Dec 2015 D	0.395	333.88 per 100 units	2015/12/07	200,000,000	2015/04/28
21664	BOCI Asia Ltd.	China Life European Put Warrants Nov 2015 A	0.310	34.880	2015/11/06	100,000,000	2015/04/29
21663	BOCI Asia Ltd.	China Mobile European Warrants Oct 2015 A	0.520	138.000	2015/10/12	100,000,000	2015/04/29
21662	BOCI Asia Ltd.	China Mobile European Warrants Mar 2017 A	0.250	128.88 per 100 units	2017/03/13	100,000,000	2015/04/29
21685	Credit Suisse AG	AIA European Warrants Nov 2015 C	0.250	59.000	2015/11/16	80,000,000	2015/04/29
21686	Credit Suisse AG	China Mobile European Put Wts Oct 2015 D	0.660	103.000	2015/10/30	70,000,000	2015/04/29
21666	HK Bank	CITIC European Warrants Mar 2016 A	0.180	17.980	2016/03/31	100,000,000	2015/04/29
21670	HK Bank	China Unicom European Warrants Dec 2016 B	0.160	16.900	2016/12/29	100,000,000	2015/04/29
21665	HK Bank	Evergrande European Warrants Dec 2015 A	0.300	5.48 per unit	2015/12/31	50,000,000	2015/04/29
21669	HK Bank	HKEx European Warrants Dec 2015 G	0.250	380 per 100 units	2015/12/31	180,000,000	2015/04/29
21667	HK Bank	Yanzhou Coal European Warrants May 2016 A	0.150	9.290	2016/05/31	100,000,000	2015/04/29
21699	J P Morgan SP BV	AIA European Warrants Dec 2015 A	0.253	60.000	2015/12/01	100,000,000	2015/04/29
21693	J P Morgan SP BV	CAM CSI300 European Warrants Nov 2015 B	0.277	68.880	2015/11/02	100,000,000	2015/04/29
21702	J P Morgan SP BV	CGS European Warrants Dec 2015 C	0.251	16.880	2015/12/02	80,000,000	2015/04/29
21700	J P Morgan SP BV	CITIC Sec European Warrants Dec 2015 A	0.571	48.000	2015/12/02	80,000,000	2015/04/29
21695	J P Morgan SP BV	CSOP A50 ETF European Warrants Jul 2016 A	0.251	20.000	2016/07/04	200,000,000	2015/04/29
21697	J P Morgan SP BV	CSOP A50 ETF European Warrants Sep 2016 B	0.255	22.220	2016/09/30	200,000,000	2015/04/29
21701	J P Morgan SP BV	Haitong Sec European Warrants Dec 2015 C	0.422	35.000	2015/12/02	80,000,000	2015/04/29
21698	J P Morgan SP BV	China Vanke European Warrants Dec 2015 A	0.252	25.000	2015/12/01	80,000,000	2015/04/29

Newly listed derivative warrants (continued)

Code	Issuer	Name of issue	Issue prices (HK\$)	Strike level/ Subscription price (HK\$) per 10 units	Subscription/ exercise period	Unit issued on initial listing	Listing date
21674	Macquarie Bank Ltd.	CITIC European Warrants Oct 2016 A	0.250	19.880	2016/10/04	80,000,000	2015/04/29
21672	Macquarie Bank Ltd.	Ch Molybdenum European Wts Nov 2016 A	0.250	8.880	2016/11/02	80,000,000	2015/04/29
21690	Macquarie Bank Ltd.	Chi Res Power European Wts May 2016 A	0.336	30.880	2016/05/04	30,000,000	2015/04/29
21691	Macquarie Bank Ltd.	Huaneng Power European Wts Jun 2016 A	0.250	14.000	2016/06/02	80,000,000	2015/04/29
21689	Macquarie Bank Ltd.	Sinopharm European Warrants Mar 2016 A	0.556	50.880	2016/03/16	18,000,000	2015/04/29
21688	Macquarie Bank Ltd.	Sh Electric European Wts Aug 2016 B	0.251	9.990	2016/08/02	80,000,000	2015/04/29
21676	Macquarie Bank Ltd.	Tencent European Warrants Nov 2015 B	1.098	179.880	2015/11/03	15,000,000	2015/04/29
21677	Macquarie Bank Ltd.	Tencent European Warrants Nov 2015 C	0.667	209.880	2015/11/03	15,000,000	2015/04/29
21678	Macquarie Bank Ltd.	Tencent European Put Wts Nov 2015 D	1.000	139.880	2015/11/03	20,000,000	2015/04/29
21671	Standard Chartered Bank	HKEx European Warrants Nov 2015 F	0.355	308 per 100 units	2015/11/10	100,000,000	2015/04/29
21684	SGA Societe Generale Acceptance N.V.	CGS Euro Wts Jan 16 A	0.295	15.000	2016/01/06	100,000,000	2015/04/29
21683	SGA Societe Generale Acceptance N.V.	HKEx Eu Wt Dec 2015 F	0.510	308.88 per 100 units	2015/12/02	200,000,000	2015/04/29
21679	SGA Societe Generale Acceptance N.V.	HS H-SHARE Eu Wts Apr17A	0.250	150 per 100 units	2017/04/03	300,000,000	2015/04/29
21681	SGA Societe Generale Acceptance N.V.	HS H-SH Eu Put Wt Jan17A	0.250	140 per 100 units	2017/01/04	300,000,000	2015/04/29
21692	UBS AG	PICC Group European Warrants Dec 2015 A	0.570	6.38 per unit	2015/12/28	20,000,000	2015/04/29
16248 [#]	UBS AG	CNOOC European Warrants Oct 2016 A	0.120	14.880	2016/10/24	90,000,000	2015/04/29
21730	BOCI Asia Ltd.	HKEx European Warrants Dec 2015 F	0.450	328.88 per 100 units	2015/12/31	100,000,000	2015/04/30
21728	BOCI Asia Ltd.	HKEx European Warrants May 2016 B	0.430	388 per 100 units	2016/05/30	100,000,000	2015/04/30
21731	BOCI Asia Ltd.	Ping An European Warrants Nov 2016 B	0.220	123.98 per 100 units	2016/11/14	100,000,000	2015/04/30
21732	BOCI Asia Ltd.	Ping An European Put Warrants Oct 2016 A	0.190	100 per 100 units	2016/10/24	100,000,000	2015/04/30
21751	BNP Paribas Arbit Issu B.V.	China Life Euro Wts Nov 2015 B	0.250	46.800	2015/11/03	100,000,000	2015/04/30
21753	BNP Paribas Arbit Issu B.V.	CSOP A50 ETF Eu Wts Dec 2016 A	0.250	22.000	2016/12/02	100,000,000	2015/04/30
21749	BNP Paribas Arbit Issu B.V.	HKEx European Wts Dec 2015 B	0.270	428 per 100 units	2015/12/02	100,000,000	2015/04/30
21752	BNP Paribas Arbit Issu B.V.	Ping An European Wt Jul 2016 A	0.250	113 per 100 units	2016/07/05	100,000,000	2015/04/30
21750	BNP Paribas Arbit Issu B.V.	Tencent Hldgs Eu Wt Jun 2016 B	0.250	200 per 100 units	2016/06/02	100,000,000	2015/04/30
21739	Credit Suisse AG	BOC HK European Warrants Dec 2015 A	0.250	36.600	2015/12/30	80,000,000	2015/04/30
21734	Credit Suisse AG	HKEx European Warrants Dec 2015 E	0.380	363 per 100 units	2015/12/30	150,000,000	2015/04/30
21718	Bank of East Asia	Agricultural Bank Euro Wts Feb 2016 A	0.250	5.38 per unit	2016/02/25	40,000,000	2015/04/30
21717	Bank of East Asia	AIA European Warrants Dec 2015 A	0.250	65.000	2015/12/08	40,000,000	2015/04/30
21733	Bank of East Asia	CITIC European Warrants Sep 2016 A	0.250	20.000	2016/09/26	40,000,000	2015/04/30
21720	Bank of East Asia	HKEx European Put Warrants Jan 2016 A	0.300	250.88 per 100 units	2016/01/19	40,000,000	2015/04/30
21719	Bank of East Asia	Tencent Holdings European Put Wts Apr16A	0.250	152.80 per 100 units	2016/04/05	50,000,000	2015/04/30
21710	HK Bank	China Life European Warrants Nov 2015 A	0.300	41.880	2015/11/30	100,000,000	2015/04/30
21709	HK Bank	CNBM European Warrants Dec 2016 A	0.250	10.680	2016/12/30	100,000,000	2015/04/30
21708	HK Bank	Geely Auto European Warrants Dec 2015 A	0.300	5.18 per unit	2015/12/30	50,000,000	2015/04/30
21712	HK Bank	HKEx European Warrants Nov 2015 D	0.250	358 per 100 units	2015/11/30	180,000,000	2015/04/30
21716	HK Bank	HKEx European Put Warrants Dec 2015 H	0.400	278.88 per 100 units	2015/12/30	180,000,000	2015/04/30
21714	HK Bank	ICBC European Warrants Oct 2015 A	0.450	7.28 per unit	2015/10/30	80,000,000	2015/04/30
21715	HK Bank	ICBC European Warrants Oct 2015 B	0.300	7.80 per unit	2015/10/30	80,000,000	2015/04/30
21713	HK Bank	ZTE European Warrants Dec 2015 A	0.250	29.380	2015/12/31	80,000,000	2015/04/30
21759	J P Morgan SP BV	CITIC European Warrants Apr 2016 A	0.251	18.000	2016/04/01	80,000,000	2015/04/30
21706	Macquarie Bank Ltd.	Haier Elec European Wts Mar 2016 A	0.347	31.880	2016/03/16	29,000,000	2015/04/30
21754	Macquarie Bank Ltd.	Hanergy TFP European Warrants May 17 A	0.304	19.880	2017/05/16	33,000,000	2015/04/30

Newly listed derivative warrants (continued)

Code	Issuer	Name of issue	Issue prices (HK\$)	Strike level/ Subscription price (HK\$) per 10 units	Subscription/ exercise period	Unit issued on initial listing	Listing date
21705	Macquarie Bank Ltd.	Sino Biopharm European Warrants Aug17A	0.257	12.880	2017/08/16	39,000,000	2015/04/30
21704	Macquarie Bank Ltd.	Techtronic Ind European Wts Mar 2016A	0.345	37.880	2016/03/16	29,000,000	2015/04/30
21725	Standard Chartered Bank	Angang Steel European Wts Dec 15 A	0.650	7.80 per unit	2015/12/21	20,000,000	2015/04/30
21723	Standard Chartered Bank	China Life Euro Put Wts Dec 2015 E	0.350	33.880	2015/12/31	80,000,000	2015/04/30
21747	Standard Chartered Bank	China Railway Euro Wts Dec 2015 B	0.250	11.800	2015/12/10	120,000,000	2015/04/30
21727	Standard Chartered Bank	Chi Res Land European Wts Feb 16 A	0.350	28.800	2016/02/01	50,000,000	2015/04/30
21721	Standard Chartered Bank	HKEx European Warrants Jan 2016 B	0.300	400 per 100 units	2016/01/18	100,000,000	2015/04/30
21745	Standard Chartered Bank	HSCEI European Warrants Jan 2016 B	0.250	16,800 per 4,000 units	2016/01/28	100,000,000	2015/04/30
21746	Standard Chartered Bank	HSCEI European Put Wts Oct 2015 E	0.300	14,000 per 4,000 units	2015/10/29	100,000,000	2015/04/30
21741	Standard Chartered Bank	HSI European Warrants Nov 2015 C	0.250	31,200 per 7,000 units	2015/11/27	100,000,000	2015/04/30
21742	Standard Chartered Bank	HSI European Warrants Dec 2015 E	0.200	32,000 per 7,300 units	2015/12/30	100,000,000	2015/04/30
21740	Standard Chartered Bank	HSI European Warrants Mar 2016 A	0.250	33,200 per 8,000 units	2016/03/30	100,000,000	2015/04/30
21743	Standard Chartered Bank	HSI European Put Wts Oct 2015 E	0.300	27,800 per 10,000 units	2015/10/29	100,000,000	2015/04/30
21748	Standard Chartered Bank	Ping An European Wts Sep 2016 B	0.250	128 per 100 units	2016/09/02	100,000,000	2015/04/30
21724	Standard Chartered Bank	Ping An Euro Put Wts Sep 2016 A	0.250	106.88 per 100 units	2016/09/21	100,000,000	2015/04/30
21737	SGA Societe Generale Acceptance NV	CSOP A50 Eu Put Wt Mar16B	0.250	16.000	2016/03/02	300,000,000	2015/04/30
21735	SGA Societe Generale Acceptance N.V.	CTel Eu Wt Dec 2015 A	0.410	7.28 per unit	2015/12/02	30,000,000	2015/04/30
21738	SGA Societe Generale Acceptance N.V.	A50 Ch Eu Put Wt May16A	0.250	15.000	2016/05/04	300,000,000	2015/04/30
21755	UBS AG	AIA European Warrants Nov 2015 B	0.540	54.850	2015/11/23	100,000,000	2015/04/30
21756	UBS AG	AIA European Warrants Dec 2015 B	0.385	60.880	2015/12/14	100,000,000	2015/04/30
21758	UBS AG	China Life European Warrants Dec 2015 E	0.325	43.880	2015/12/23	100,000,000	2015/04/30
21757	UBS AG	Greatwall Motor European Warrants Oct 2015 A	0.600	71.880	2015/10/29	40,000,000	2015/04/30
13005 [#]	UBS AG	HSBC European Warrants Nov 2015	0.050	79.88 per 100 units	2015/11/30	500,000,000	2015/04/30
21370 [#]	Standard Chartered Bank	HKEx European Warrants Dec 2015 E	0.340	388 per 100 units	2015/12/11	100,000,000	2015/04/30
21777	BNP Paribas Arbit Issu B.V.	BOCHK European Wts Aug 2016 A	0.330	34.000	2016/08/02	80,000,000	2015/05/04
21776	BNP Paribas Arbit Issu B.V.	Ch Mobile Euro Wts Mar 2017 A	0.250	126 per 100 units	2017/03/02	100,000,000	2015/05/04
21774	BNP Paribas Arbit Issu B.V.	Sinopec Corp Eu Wts Feb 2016 A	0.470	9 per unit	2016/02/02	100,000,000	2015/05/04
21775	BNP Paribas Arbit Issu B.V.	PetroCh Euro Wts Jan 2016 A	0.420	13.50 per unit	2016/01/05	100,000,000	2015/05/04
21786	Credit Suisse AG	China Tel European Warrants Nov 2015 A	0.480	6.88 per unit	2015/11/03	70,000,000	2015/05/04
21788	J P Morgan SP BV	AIA European Warrants Nov 2015 D	0.355	56.000	2015/11/03	100,000,000	2015/05/04
21787	J P Morgan SP BV	HSBC European Warrants Dec 2015 A	0.252	82.880	2015/12/14	100,000,000	2015/05/04
21789	J P Morgan SP BV	HSBC European Put Warrants Nov 2015 C	0.389	70.000	2015/11/03	100,000,000	2015/05/04
21790	J P Morgan SP BV	Ping An European Put Warrants Oct 2016 A	0.251	99.88 per 100 units	2016/10/31	200,000,000	2015/05/04
21762	Macquarie Bank Ltd.	Ch Oilfield European Wts Apr 2016 A	0.304	21.880	2016/04/18	33,000,000	2015/05/04
21792	Macquarie Bank Ltd.	Fosun Intl European Warrants May 2016A	0.250	28.880	2016/05/04	40,000,000	2015/05/04
21779	Macquarie Bank Ltd.	Galaxy Ent European Wts Dec 2015 B	0.250	59.000	2015/12/02	40,000,000	2015/05/04
21781	Macquarie Bank Ltd.	Greatwall Motor European Wts Feb 2016 A	0.501	86.000	2016/02/02	20,000,000	2015/05/04
21765	Macquarie Bank Ltd.	HN Renewables European Wts Jun 2016 A	0.500	4.58 per unit	2016/06/16	20,000,000	2015/05/04
21760	Macquarie Bank Ltd.	Kingdee Int'l European Wts Apr 2018 A	0.250	4.880	2018/04/17	50,000,000	2015/05/04
21791	Macquarie Bank Ltd.	Stanchart European Warrants Jul 2017 A	0.250	145 per 100 units	2017/07/04	50,000,000	2015/05/04
21761	Macquarie Bank Ltd.	Singyes Solar European Wts Apr 2016 A	0.250	18.880	2016/04/18	40,000,000	2015/05/04
21768	Standard Chartered Bank	BankComm European Warrants Dec15 A	0.270	10 per unit	2015/12/07	50,000,000	2015/05/04
21770	Standard Chartered Bank	Minsheng Bank Euro Wts Nov 2015 A	0.510	13.80 per unit	2015/11/03	50,000,000	2015/05/04

Newly listed derivative warrants (continued)

Code	Issuer	Name of issue	Issue prices (HK\$)	Strike level/ Subscription price (HK\$) per 10 units	Subscription/ exercise period	Unit issued on initial listing	Listing date
21766	Standard Chartered Bank	China Overseas Euro Wt Nov 2015 A	0.250	35.880	2015/11/03	80,000,000	2015/05/04
21769	Standard Chartered Bank	Greatwall Motor Euro Wt Nov 2015 A	0.620	68.880	2015/11/03	50,000,000	2015/05/04
21778	Standard Chartered Bank	HKEx European Warrants Jan 2016 C	0.460	288.88 per 100 units	2016/01/04	100,000,000	2015/05/04
21767	Standard Chartered Bank	Lenovo European Wts Oct 2016 A	0.250	15.800	2016/10/31	80,000,000	2015/05/04
21773	SGA Societe Generale Acceptance N.V	Chi COSCO Eu Wt Dec 16 A	0.250	6.880	2016/12/05	150,000,000	2015/05/04
21772	SGA Societe Generale Acceptance NV	Ch Ship Cont Eu Wt Dec15A	0.670	5.88 per unit	2015/12/02	20,000,000	2015/05/04
21771	SGA Societe Generale Acceptance N.V.	Ping An Eu Wt Sep 16 A	0.150	125 per 100 units	2016/09/05	600,000,000	2015/05/04
21795	UBS AG	China EB Int'l European Warrants Jul 2016 A	0.219	20.930	2016/07/11	60,000,000	2015/05/04
21794	UBS AG	Sands China European Warrants Nov 2015 A	0.250	42.880	2015/11/30	70,000,000	2015/05/04
21832	BNP Paribas Arbit Issu B.V.	HKEx European Wts Dec 2015 C	0.420	360 per 100 units	2015/12/02	100,000,000	2015/05/05
21828	BNP Paribas Arbit Issu B.V.	HSCEI European Wts Jan 2016 A	0.210	17,000 per 5,000 units	2016/01/28	100,000,000	2015/05/05
21829	BNP Paribas Arbit Issu B.V.	HSCEI Euro Put Wts Nov 2015 B	0.280	14,400 per 6,000 units	2015/11/27	100,000,000	2015/05/05
21830	BNP Paribas Arbit Issu B.V.	HSI European Wts Nov 2015 A	0.160	32,000 per 6,000 units	2015/11/27	100,000,000	2015/05/05
21831	BNP Paribas Arbit Issu B.V.	HSI Euro Put Wts Nov 2015 B	0.230	28,000 per 10,000 units	2015/11/27	100,000,000	2015/05/05
21844	Credit Suisse AG	Ch Overseas European Warrants Dec 2015 A	0.250	36.900	2015/12/30	70,000,000	2015/05/05
21842	Credit Suisse AG	Sinopec Corp European Warrants Nov 2015 A	0.450	9.08 per unit	2015/11/30	80,000,000	2015/05/05
21853	Credit Suisse AG	China Shenhua European Wts Feb 2016 A	0.200	25.900	2016/02/26	70,000,000	2015/05/05
21846	Credit Suisse AG	ChiUnicom European Warrants Dec 2016 A	0.230	16.900	2016/12/28	80,000,000	2015/05/05
21841	Credit Suisse AG	HSBC European Wts Dec 2015 B	0.330	93.800	2015/12/14	80,000,000	2015/05/05
21840	Credit Suisse AG	HSBC European Put Warrants Nov 2015 D	0.330	70.800	2015/11/04	70,000,000	2015/05/05
21845	Credit Suisse AG	KECL European Warrants Mar 2017 A	0.160	12.000	2017/03/27	120,000,000	2015/05/05
21843	Credit Suisse AG	PetroChina European Warrants Nov 2015 A	0.450	13.60 per unit	2015/11/30	80,000,000	2015/05/05
21800	Goldman Sachs SP (Asia)	AIA European Warrants Oct 2015 C	0.352	60.000	2015/10/28	100,000,000	2015/05/05
21854	Goldman Sachs SP (Asia)	Sinopec Corp European Wts Nov 2015 A	0.521	8.68 per unit	2015/11/05	80,000,000	2015/05/05
21855	Goldman Sachs SP (Asia)	Sinopec Corp European Wts Nov 2015 B	0.409	9.28 per unit	2015/11/05	80,000,000	2015/05/05
21799	Goldman Sachs SP (Asia)	HSBC European Warrants Nov 2015 B	0.250	88.000	2015/11/10	200,000,000	2015/05/05
21856	Goldman Sachs SP (Asia)	PetroChina European Wts Nov 2015 A	0.571	12.88 per unit	2015/11/05	80,000,000	2015/05/05
21803	HK Bank	China Mobile European Warrants Nov 2015 A	0.600	128.880	2015/11/04	50,000,000	2015/05/05
21801	HK Bank	GCL-Poly Energy European Warrants Dec 2015 A	0.350	2.80 per unit	2015/12/31	50,000,000	2015/05/05
21805	HK Bank	HSI European Warrants Nov 2015 B	0.250	29,588 per 7,000 units	2015/11/27	180,000,000	2015/05/05
21802	HK Bank	PICC European Warrants Feb 2016 A	0.250	19.880	2016/02/29	80,000,000	2015/05/05
21804	HK Bank	Ping An European Put Warrants Oct 2016 B	0.200	99.98 per 100 units	2016/10/28	150,000,000	2015/05/05
21838	J P Morgan SP BV	CHALCO European Warrants Jan 2016 A	0.452	6.50 per unit	2016/01/04	60,000,000	2015/05/05
21837	J P Morgan SP BV	China Coal European Warrants Jan 2016 A	0.296	6.38 per unit	2016/01/04	60,000,000	2015/05/05
21833	J P Morgan SP BV	Sinopec Corp European Warrants Dec 2015 B	0.395	9 per unit	2015/12/02	100,000,000	2015/05/05
21839	J P Morgan SP BV	GCL-Poly European Warrants Dec 2015 A	0.256	3.08 per unit	2015/12/02	60,000,000	2015/05/05
21835	J P Morgan SP BV	HSBC European Warrants Dec 2015 B	0.250	88.000	2015/12/02	100,000,000	2015/05/05
21834	J P Morgan SP BV	PetroChina European Warrants Dec 2015 A	0.499	12.88 per unit	2015/12/02	100,000,000	2015/05/05
21796	Macquarie Bank Ltd.	ASM Pacific European Wts Apr 2018 A	0.250	96.88 per 100 units	2018/04/17	40,000,000	2015/05/05
21798	Macquarie Bank Ltd.	Ch LongYuan European Wts Aug 2017 A	0.250	12.880	2017/08/16	40,000,000	2015/05/05
21820	Macquarie Bank Ltd.	CNOOC European Warrants Jan 2016 A	0.668	17.98 per unit	2016/01/05	15,000,000	2015/05/05
21824	Macquarie Bank Ltd.	Sinopec Corp European Wts Jan 2016 B	0.436	10.98 per unit	2016/01/05	23,000,000	2015/05/05
21797	Macquarie Bank Ltd.	Chinanes Cement European Wt Feb 2016 A	0.456	6.88 per unit	2016/02/16	22,000,000	2015/05/05

Newly listed derivative warrants (continued)

Code	Issuer	Name of issue	Issue prices (HK\$)	Strike level/ Subscription price (HK\$) per 10 units	Subscription/ exercise period	Unit issued on initial listing	Listing date
21847	Macquarie Bank Ltd.	HSBC European Warrants Jan 2016 B	0.262	100.000	2016/01/05	40,000,000	2015/05/05
21807	Macquarie Bank Ltd.	HSBC European Warrants Jul 2016 A	0.476	100.000	2016/07/05	22,000,000	2015/05/05
21823	Macquarie Bank Ltd.	PetroChina European Wts Apr 2018 A	0.250	12.980	2018/04/03	50,000,000	2015/05/05
21825	Standard Chartered Bank	HSBC European Warrants Feb 2016 A	0.450	86.000	2016/02/23	50,000,000	2015/05/05
21827	Standard Chartered Bank	NCI European Warrants Mar 2016 A	0.610	58.800	2016/03/31	20,000,000	2015/05/05
21826	Standard Chartered Bank	China Vanke European Wts Dec 2015B	0.250	23.880	2015/12/31	50,000,000	2015/05/05
21808	SGA Societe Generale Acceptance N.V.	Ch Cinda Eu Wt Dec15A	0.475	5.50 per unit	2015/12/02	30,000,000	2015/05/05
21809	SGA Societe Generale Acceptance N.V.	HSBC Eu Wt Oct 2015 C	0.370	84.380	2015/10/05	100,000,000	2015/05/05
21814	SGA Societe Generale Acceptance N.V.	HSBC Eu Wt Dec 2015 C	0.360	88.000	2015/12/02	100,000,000	2015/05/05
21815	SGA Societe Generale Acceptance N.V.	HSBC Eu Wt Jan 2016 B	0.250	100.000	2016/01/06	100,000,000	2015/05/05
21817	SGA Societe Generale Acceptance N.V.	HSBC Eu Put Wt Nov15 C	0.510	72.000	2015/11/04	100,000,000	2015/05/05
21806	SGA Societe Generale Acceptance N.V.	HSI Eu Put Wt Nov 15 D	0.260	28,400 per 10,000 units	2015/11/27	150,000,000	2015/05/05
21848	UBS AG	Sinopec Corp European Warrants Nov 2015 A	0.370	9.68 per unit	2015/11/09	70,000,000	2015/05/05
21851	UBS AG	HSBC European Put Warrants Nov 2015 D	0.580	71.880	2015/11/09	100,000,000	2015/05/05
21850	UBS AG	KECL European Warrants Mar 2017 A	0.160	12.020	2017/03/27	100,000,000	2015/05/05
21849	UBS AG	PetroChina European Warrants Nov 2015 B	0.440	14.18 per unit	2015/11/16	100,000,000	2015/05/05
15755#	Standard Chartered Bank	KECL European Warrants Dec 2015 A	0.061	12.980	2015/12/28	180,000,000	2015/05/05
19577#	Goldman Sachs SP (Asia)	HSBC European Warrants Sep 2015 C	0.315	84.380	2015/09/30	100,000,000	2015/05/05
21879	Credit Suisse AG	BOCL European Warrants Nov 2015 B	0.250	6.98 per unit	2015/11/16	80,000,000	2015/05/06
21886	Credit Suisse AG	China Life European Warrants Nov 2015 C	0.250	44.900	2015/11/30	80,000,000	2015/05/06
21887	Credit Suisse AG	Minsheng Bank European Wts Dec 2016 B	0.250	12.600	2016/12/28	100,000,000	2015/05/06
21870	Credit Suisse AG	CNBM European Warrants Dec 2016 A	0.250	10.980	2016/12/28	100,000,000	2015/05/06
21878	Credit Suisse AG	ChiUnicom European Warrants Sep 2016 A	0.250	18.220	2016/09/30	80,000,000	2015/05/06
21888	Credit Suisse AG	HKEx European Warrants Jan 2016 B	0.250	438 per 100 units	2016/01/29	150,000,000	2015/05/06
21885	Credit Suisse AG	HSBC European Wts Jan 2016 A	0.250	100.000	2016/01/11	80,000,000	2015/05/06
21871	Credit Suisse AG	PICC Group European Warrants Dec 2015 A	0.560	6.99 per unit	2015/12/28	50,000,000	2015/05/06
21899	Bank of East Asia	CHALCO European Warrants Jan 2016 A	0.590	8 per unit	2016/01/06	20,000,000	2015/05/06
21880	Bank of East Asia	Sinopec Corp European Warrants Dec 2015A	0.400	10.386 per unit	2015/12/31	25,000,000	2015/05/06
21901	Bank of East Asia	JIANC European Warrants Mar 2016 A	0.190	20.900	2016/03/31	60,000,000	2015/05/06
21882	Bank of East Asia	PetroChina European Warrants Dec 2015 A	0.420	14.857 per unit	2015/12/31	25,000,000	2015/05/06
21900	Bank of East Asia	Yanzhou Coal European Wts Dec 2015 A	0.600	12.50 per unit	2015/12/04	20,000,000	2015/05/06
21868	HK Bank	Sinopec Corp European Warrants Nov 2015 A	0.350	8.98 per unit	2015/11/30	80,000,000	2015/05/06
21867	HK Bank	HSCEI European Warrants Dec 2015 C	0.250	16,688 per 4,500 units	2015/12/30	180,000,000	2015/05/06
21866	HK Bank	HSI European Warrants Nov 2015 D	0.250	31,688 per 6,000 units	2015/11/27	180,000,000	2015/05/06
21865	HK Bank	HSI European Put Warrants Nov 2015 C	0.250	27,488 per 9,000 units	2015/11/27	180,000,000	2015/05/06
21862	HK Bank	Li & Fung European Warrants Dec 2015 A	0.250	9.80 per unit	2015/12/31	60,000,000	2015/05/06
21864	HK Bank	Tencent European Warrants Apr 2016 A	0.250	193.88 per 100 units	2016/04/29	180,000,000	2015/05/06
21896	J P Morgan SP BV	Ch Oilfield Euro Wts Jan 2016 A	0.251	20.000	2016/01/04	80,000,000	2015/05/06
21898	J P Morgan SP BV	Kingdee Intl European Warrants Feb 2018 A	0.251	4.900	2018/02/28	80,000,000	2015/05/06
21869	J P Morgan SP BV	SHK Ppt European Warrants Dec 2015 A	0.363	150.000	2015/12/01	60,000,000	2015/05/06
21890	Macquarie Bank Ltd.	Belle Int'l European Wts Oct 2017 A	0.250	13.000	2017/10/03	40,000,000	2015/05/06
21860	Macquarie Bank Ltd.	BJ Ent Water European Wts Jun 2017 A	0.250	7.980	2017/06/26	80,000,000	2015/05/06
21858	Macquarie Bank Ltd.	CMS European Warrants Dec 2016 A	0.264	19.880	2016/12/16	38,000,000	2015/05/06

Newly listed derivative warrants (continued)

Code	Issuer	Name of issue	Issue prices (HK\$)	Strike level/ Subscription price (HK\$) per 10 units	Subscription/ exercise period	Unit issued on initial listing	Listing date
21893	Macquarie Bank Ltd.	Cathay Pacific European Wts Aug 2016 A	0.250	29.000	2016/08/02	40,000,000	2015/05/06
21891	Macquarie Bank Ltd.	China Railway European Wts Oct 2016 A	0.376	16.000	2016/10/04	27,000,000	2015/05/06
21889	Macquarie Bank Ltd.	China Tel European Warrants Apr 2016 A	0.345	9.80 per unit	2016/04/05	30,000,000	2015/05/06
21892	Macquarie Bank Ltd.	Chow Tai Fook European Wts Nov 2016 A	0.250	12.880	2016/11/02	40,000,000	2015/05/06
21895	Macquarie Bank Ltd.	Li & Fung European Warrants Dec 2017 A	0.250	8.000	2017/12/04	40,000,000	2015/05/06
21861	Macquarie Bank Ltd.	NCI European Warrants Mar 2016 A	0.500	63.880	2016/03/02	20,000,000	2015/05/06
21859	Macquarie Bank Ltd.	Poly HK Inv European Wts Feb 2016 A	0.643	5.98 per unit	2016/02/02	16,000,000	2015/05/06
21857	Macquarie Bank Ltd.	Goldwind European Warrants Jun 2016 A	0.500	29.880	2016/06/17	20,000,000	2015/05/06
21877	Standard Chartered Bank	Sinopec Corp Euro Wts Nov 2015 A	0.470	8.88 per unit	2015/11/11	50,000,000	2015/05/06
21874	Standard Chartered Bank	HSBC European Warrants Sep 2015 C	0.320	84.420	2015/09/23	50,000,000	2015/05/06
21872	SGA Societe Generale Acceptance N.V.	Petch Eu Wt Dec 2015A	0.690	13.50 per unit	2015/12/02	60,000,000	2015/05/06
21873	SGA Societe Generale Acceptance N.V.	Petch Eu Wt Sep 2018A	0.250	13.880	2018/09/03	300,000,000	2015/05/06
21883	UBS AG	BankComm European Warrants Nov 2015 A	0.590	8.88 per unit	2015/11/09	40,000,000	2015/05/06
21884	UBS AG	BYD European Warrants Oct 2015 B	0.920	55.930	2015/10/27	50,000,000	2015/05/06
21894	UBS AG	Chi Res Land European Warrants Dec 2015 C	0.340	31.880	2015/12/21	40,000,000	2015/05/06
21915	BNP Paribas Arbit Issu B.V.	China Life Euro Wts Dec 2015 B	0.250	50.000	2015/12/02	100,000,000	2015/05/07
21912	BNP Paribas Arbit Issu B.V.	Ch Mobile Euro Wts Nov 2015 A	0.360	160.000	2015/11/03	100,000,000	2015/05/07
21914	BNP Paribas Arbit Issu B.V.	Ch Mobile Euro Wts Jan 2017 A	0.250	121.30 per 100 units	2017/01/04	100,000,000	2015/05/07
21910	BNP Paribas Arbit Issu B.V.	A50 China Euro Wts Jul 2016 B	0.250	17.900	2016/07/05	100,000,000	2015/05/07
21911	BNP Paribas Arbit Issu B.V.	A50 China Euro Wts Oct 2016 B	0.260	18.900	2016/10/04	100,000,000	2015/05/07
21937	Credit Suisse AG	AIA European Warrants Dec 2015 A	0.250	69.800	2015/12/30	80,000,000	2015/05/07
21935	Credit Suisse AG	CC Bank European Warrants Dec 2015 A	0.250	10.50 per unit	2015/12/30	80,000,000	2015/05/07
21934	Credit Suisse AG	Sinopec Corp European Warrants Dec 2015 A	0.250	9.99 per unit	2015/12/30	80,000,000	2015/05/07
21936	Credit Suisse AG	ICBC European Warrants Dec 2015 A	0.250	9.18 per unit	2015/12/30	80,000,000	2015/05/07
21938	Credit Suisse AG	Kingsoft European Warrants Dec 2015 A	0.560	36.300	2015/12/30	80,000,000	2015/05/07
21932	Credit Suisse AG	Lenovo European Warrants Sep 2016 A	0.250	15.980	2016/09/30	120,000,000	2015/05/07
21940	Credit Suisse AG	PetroChina European Warrants Feb 2016 A	0.330	15 per unit	2016/02/26	80,000,000	2015/05/07
21939	Credit Suisse AG	Ping An European Warrants Jan 2016 A	0.680	153.000	2016/01/28	80,000,000	2015/05/07
21931	Credit Suisse AG	Tencent Holdings European Wts Mar 2016 A	0.250	203 per 100 units	2016/03/29	150,000,000	2015/05/07
21954	Goldman Sachs SP (Asia)	China Mobile Euro Wts Nov 2015 A	1.032	116.880	2015/11/10	150,000,000	2015/05/07
21955	Goldman Sachs SP (Asia)	HSBC European Warrants Sep 2015 E	0.379	80.000	2015/09/04	150,000,000	2015/05/07
21905	HK Bank	BOCL European Warrants Nov 2015 B	0.250	6.48 per unit	2015/11/30	80,000,000	2015/05/07
21908	HK Bank	China Tel European Warrants Dec 2015 A	0.400	6.88 per unit	2015/12/31	80,000,000	2015/05/07
21906	HK Bank	Dongfeng Motor European Warrants Sep 2016 A	0.250	15.280	2016/09/30	80,000,000	2015/05/07
21907	HK Bank	Esprit European Warrants Jul 2017 A	0.150	8.990	2017/07/31	80,000,000	2015/05/07
21909	HK Bank	HKEx European Warrants Nov 2015 E	0.400	308.20 per 100 units	2015/11/03	180,000,000	2015/05/07
21945	J P Morgan SP BV	China COSCO European Warrants Sep 2016 A	0.250	8.880	2016/09/02	100,000,000	2015/05/07
21946	J P Morgan SP BV	ZTE European Warrants Mar 2016 A	0.589	31.880	2016/03/02	50,000,000	2015/05/07
21903	Macquarie Bank Ltd.	AAC Acoustic European Wts Mar 2016 A	0.668	70.880	2016/03/16	15,000,000	2015/05/07
21902	Macquarie Bank Ltd.	Foxconn European Warrants Mar 2016 A	0.456	5.88 per unit	2016/03/02	22,000,000	2015/05/07
21942	Standard Chartered Bank	CITIC Sec European Wts Dec 2015 A	0.500	40.000	2015/12/14	80,000,000	2015/05/07
21943	Standard Chartered Bank	Haitong Sec Euro Wts Dec 2015 C	0.420	28.880	2015/12/14	80,000,000	2015/05/07
21953	Standard Chartered Bank	KECL European Warrants Mar 2017 A	0.150	12.000	2017/03/28	100,000,000	2015/05/07

Newly listed derivative warrants (continued)

Code	Issuer	Name of issue	Issue prices (HK\$)	Strike level/ Subscription price (HK\$) per 10 units	Subscription/ exercise period	Unit issued on initial listing	Listing date
21925	SGA Societe Generale Acceptance N.V.	BOCL Eu Wt Nov 2015 C	0.385	6 per unit	2015/11/02	100,000,000	2015/05/07
21926	SGA Societe Generale Acceptance N.V.	CCB Eur Wt Nov 2015 C	0.610	8.18 per unit	2015/11/04	100,000,000	2015/05/07
21927	SGA Societe Generale Acceptance N.V.	CCB Eur Wt Jan 2016 B	0.460	9.50 per unit	2016/01/06	100,000,000	2015/05/07
21944	SGA Societe Generale Acceptance N.V.	HSBC Eu Wt Jan 2016 C	0.460	82.000	2016/01/06	100,000,000	2015/05/07
21917	SGA Societe Generale Acceptance N.V.	HSCEI Eu Put Wt Nov15D	0.245	14,400 per 6,000 units	2015/11/27	150,000,000	2015/05/07
21919	SGA Societe Generale Acceptance N.V.	HSCEI Eu Put Wt Dec15C	0.210	14,600 per 8,000 units	2015/12/30	150,000,000	2015/05/07
21929	SGA Societe Generale Acceptance N.V.	HS H-SH Eu Put Wt Sep16A	0.250	150 per 100 units	2016/09/05	300,000,000	2015/05/07
21920	SGA Societe Generale Acceptance N.V.	HSI Eur Wt Jan 2016 A	0.255	29,400 per 7,500 units	2016/01/28	150,000,000	2015/05/07
21921	SGA Societe Generale Acceptance N.V.	HSI Eur Wt Jan 2016 B	0.175	31,000 per 8,000 units	2016/01/28	150,000,000	2015/05/07
21922	SGA Societe Generale Acceptance N.V.	HSI Eur Wt Mar 2016 A	0.155	33,000 per 7,500 units	2016/03/30	150,000,000	2015/05/07
21924	SGA Societe Generale Acceptance N.V.	HSI Eu Put Wt Jan 16 C	0.265	29,000 per 12,000 units	2016/01/28	150,000,000	2015/05/07
21928	SGA Societe Generale Acceptance N.V.	Kingsoft Eu Wt Feb16A	0.610	33.000	2016/02/03	40,000,000	2015/05/07
21952	UBS AG	China Coal European Warrants Dec 2015 B	0.445	6.88 per unit	2015/12/14	40,000,000	2015/05/07
21950	UBS AG	China Railway European Warrants Jan 2016 A	0.250	14.080	2016/01/18	80,000,000	2015/05/07
21947	UBS AG	HSCEI European Warrants Dec 2015 G	0.230	15,600 per 5,000 units	2015/12/30	200,000,000	2015/05/07
21948	UBS AG	HSCEI European Warrants Dec 2015 H	0.185	16,200 per 5,200 units	2015/12/30	200,000,000	2015/05/07
21951	UBS AG	Yanzhou Coal European Wts May 2016 A	0.200	10.020	2016/05/23	100,000,000	2015/05/07
17524#	Credit Suisse AG	KECL European Warrants Apr 2017 A	0.160	11.000	2017/04/27	120,000,000	2015/05/07
20382#	Goldman Sachs SP (Asia)	Ping An European Wts Sep 2015 E	0.980	118.880	2015/09/30	60,000,000	2015/05/07
21968	Bank of East Asia	CITIC European Warrants Dec 2015 B	0.170	18.860	2015/12/21	60,000,000	2015/05/08
21967	Bank of East Asia	Kingsoft European Warrants Dec 2015 B	0.430	40.000	2015/12/31	40,000,000	2015/05/08
21972	Goldman Sachs SP (Asia)	CITIC Sec European Wts Oct 2015 A	0.619	40.000	2015/10/05	80,000,000	2015/05/08
21958	Goldman Sachs SP (Asia)	HSI European Warrants Nov 2015 C	0.176	32,000 per 6,000 units	2015/11/27	150,000,000	2015/05/08
21973	Goldman Sachs SP (Asia)	Haitong Sec Euro Wts Nov 2015 B	0.539	28.880	2015/11/10	100,000,000	2015/05/08
21971	Goldman Sachs SP (Asia)	Ping An European Wts Aug 2016 A	0.250	116.88 per 100 units	2016/08/08	500,000,000	2015/05/08
21993	J P Morgan SP BV	Country Garden European Warrants Jan 16 A	0.443	5.20 per unit	2016/01/04	60,000,000	2015/05/08
21998	J P Morgan SP BV	Chi Res Land European Warrants May 2016 A	0.422	36.000	2016/05/03	100,000,000	2015/05/08
21995	J P Morgan SP BV	Evergrande European Warrants Jan 2016 A	0.807	8.68 per unit	2016/01/04	60,000,000	2015/05/08
21999	J P Morgan SP BV	HKEx European Warrants Jan 2016 C	0.259	400 per 100 units	2016/01/04	300,000,000	2015/05/08
21996	J P Morgan SP BV	Shimao Property European Wts Feb 2016 A	0.250	22.880	2016/02/02	100,000,000	2015/05/08
21957	Macquarie Bank Ltd.	BOCL European Warrants Mar 2016 A	0.358	7.58 per unit	2016/03/02	28,000,000	2015/05/08
21956	Macquarie Bank Ltd.	KECL European Warrants Sep 2017 B	0.250	11.980	2017/09/04	40,000,000	2015/05/08
21975	SGA Societe Generale Acceptance N.V.	BOCL Eu Wt Sep 2016 A	0.440	6.58 per unit	2016/09/05	100,000,000	2015/05/08
21977	SGA Societe Generale Acceptance N.V.	CCB Eur Wt Aug 2016 A	0.670	8.88 per unit	2016/08/03	100,000,000	2015/05/08
21959	SGA Societe Generale Acceptance N.V.	CLife Eu Wt Dec 2015 D	0.375	41.880	2015/12/02	150,000,000	2015/05/08
21982	SGA Societe Generale Acceptance N.V.	Ch Mob Eu Wt Jan 17 C	0.165	121.40 per 100 units	2017/01/04	600,000,000	2015/05/08
21978	SGA Societe Generale Acceptance N.V.	ICBC Eu Wt Nov 2015 C	0.435	7.29 per unit	2015/11/04	100,000,000	2015/05/08
21979	SGA Societe Generale Acceptance N.V.	ICBC Eu Wt Aug 2016 A	0.590	7.88 per unit	2016/08/03	100,000,000	2015/05/08
21960	SGA Societe Generale Acceptance N.V.	Ping An Eu Wt Jun 17 A	0.265	120 per 100 units	2017/06/05	500,000,000	2015/05/08
21961	SGA Societe Generale Acceptance N.V.	Ping An Eu Wt Sep 17 A	0.260	130 per 100 units	2017/09/04	500,000,000	2015/05/08
21966	SGA Societe Generale Acceptance N.V.	Ping An Eu Wt Nov 17 A	0.250	140 per 100 units	2017/11/01	500,000,000	2015/05/08
21985	UBS AG	BOCL European Warrants Nov 2015 B	0.395	5.68 per unit	2015/11/09	100,000,000	2015/05/08
21989	UBS AG	CITIC European Warrants May 2016 A	0.250	19.880	2016/05/23	40,000,000	2015/05/08

Newly listed derivative warrants (continued)

Code	Issuer	Name of issue	Issue prices (HK\$)	Strike level/ Subscription price (HK\$) per 10 units	Subscription/ exercise period	Unit issued on initial listing	Listing date
21988	UBS AG	China Shenhua European Warrants Mar 2016 A	0.250	24.880	2016/03/24	60,000,000	2015/05/08
21984	UBS AG	Evergrande European Warrants Dec 2015 C	0.320	8.88 per unit	2015/12/07	40,000,000	2015/05/08
21990	UBS AG	HSI European Warrants Nov 2015 A	0.150	30,600 per 8,000 units	2015/11/27	300,000,000	2015/05/08
21987	UBS AG	Tencent Holdings European Warrants Mar 2016 B	0.210	188.10 per 100 units	2016/03/22	500,000,000	2015/05/08
22021	Credit Suisse AG	Jiangxi Copper European Wts Mar 2016 A	0.220	20.900	2016/03/29	120,000,000	2015/05/11
22018	Credit Suisse AG	SHK Ppt European Warrants Oct 2016 A	0.250	136 per 100 units	2016/10/31	120,000,000	2015/05/11
22050	Goldman Sachs SP (Asia)	HSBC European Warrants Nov 2015 C	0.365	82.880	2015/11/27	180,000,000	2015/05/11
22044	Goldman Sachs SP (Asia)	Ping An European Wts Aug 2016 B	0.214	128 per 100 units	2016/08/29	500,000,000	2015/05/11
22047	Goldman Sachs SP (Asia)	Tencent European Wt Feb 2016 B	0.219	168.88 per 100 units	2016/02/01	300,000,000	2015/05/11
22048	Goldman Sachs SP (Asia)	Tencent European Wt May 2016 A	0.198	200 per 100 units	2016/05/27	300,000,000	2015/05/11
22002	HK Bank	CPIC European Warrants Dec 2015 A	0.350	48.880	2015/12/31	60,000,000	2015/05/11
22004	HK Bank	Henderson Land Dev European Warrants Dec 2015 A	0.250	69.880	2015/12/31	60,000,000	2015/05/11
22005	HK Bank	SHK Ppt European Warrants Dec 2015 A	0.250	151.880	2015/12/31	60,000,000	2015/05/11
22003	HK Bank	Wharf European Warrants Dec 2015 A	0.250	64.880	2015/12/31	60,000,000	2015/05/11
22041	J P Morgan SP BV	CGN Power European Warrants Nov 2015 A	0.505	5 per unit	2015/11/10	60,000,000	2015/05/11
22039	J P Morgan SP BV	Evergrande European Warrants Dec 2016 A	0.250	9.000	2016/12/30	200,000,000	2015/05/11
22040	J P Morgan SP BV	Guotai Junani European Warrants Nov 2015A	0.252	16.500	2015/11/10	80,000,000	2015/05/11
22043	J P Morgan SP BV	New World Dev European Wts Dec 2015 A	0.693	12.50 per unit	2015/12/31	60,000,000	2015/05/11
22042	J P Morgan SP BV	Wanda Comm European Warrants Nov 2015 A	0.719	80.000	2015/11/10	60,000,000	2015/05/11
22038	J P Morgan SP BV	Wharf European Warrants Dec 2015 A	0.404	66.000	2015/12/31	100,000,000	2015/05/11
22017	Macquarie Bank Ltd.	China Life European Wts Apr 2016 A	0.321	50.000	2016/04/05	40,000,000	2015/05/11
22016	Macquarie Bank Ltd.	China Overseas European Wts Apr 2016 A	0.380	40.000	2016/04/05	40,000,000	2015/05/11
22022	Macquarie Bank Ltd.	Chi Res Land European Wts May 2016 A	0.393	36.880	2016/05/04	30,000,000	2015/05/11
22025	Macquarie Bank Ltd.	CSR Times European Warrants Jan 2017 A	0.250	88.88 per 100 units	2017/01/04	80,000,000	2015/05/11
22000	Macquarie Bank Ltd.	Evergrande European Wts Apr 2016 A	0.774	12 per unit	2016/04/05	13,000,000	2015/05/11
22001	Macquarie Bank Ltd.	Evergrande European Wts May 2018 A	0.250	9.000	2018/05/03	100,000,000	2015/05/11
22008	Macquarie Bank Ltd.	Sinopec Seg European Wts Jan 2018 A	0.250	10.880	2018/01/16	40,000,000	2015/05/11
22006	Macquarie Bank Ltd.	Tencent European Put Wts Jul 2016 A	0.250	145.08 per 100 units	2016/07/05	50,000,000	2015/05/11
22015	Macquarie Bank Ltd.	Yuexiu Property Euro Wts Jul 2016 A	0.286	3 per unit	2016/07/05	35,000,000	2015/05/11
22011	SGA Societe Generale Acceptance N.V	COVS Eu Wts Dec 2015 B	0.440	35.880	2015/12/02	25,000,000	2015/05/11
22012	SGA Societe Generale Acceptance NV	Chi Res Land Eu Wt Dec15A	0.335	32.000	2015/12/02	30,000,000	2015/05/11
22014	SGA Societe Generale Acceptance N.V.	Shimao Ppt Eu Wt Mar16A	0.250	23.880	2016/03/02	40,000,000	2015/05/11
22037	UBS AG	Fosun Intl European Warrants Dec 2015 A	0.250	28.880	2015/12/14	50,000,000	2015/05/11
22035	UBS AG	HSI European Warrants Nov 2015 B	0.250	29,800 per 8,000 units	2015/11/27	300,000,000	2015/05/11
22036	UBS AG	HSI European Put Warrants Oct 2015 E	0.230	27,800 per 10,000 units	2015/10/29	300,000,000	2015/05/11
22031	UBS AG	ICBC European Warrants Nov 2015 A	0.480	7.08 per unit	2015/11/10	80,000,000	2015/05/11
22026	UBS AG	SHK Ppt European Warrants Dec 2015 A	0.450	168.880	2015/12/14	50,000,000	2015/05/11
22029	UBS AG	Shimao Property European Warrants Dec 2015 A	0.250	23.880	2015/12/14	40,000,000	2015/05/11
22034	UBS AG	China Vanke European Warrants Feb 2016 A	0.250	26.880	2016/02/18	100,000,000	2015/05/11
21069#	HK Bank	HSI European Warrants Nov 2015 A	0.173	30,088 per 6,000 units	2015/11/27	150,000,000	2015/05/11
21071#	HK Bank	HSCEI European Warrants Dec 2015 B	0.165	15,888 per 4,000 units	2015/12/30	230,000,000	2015/05/11
21027#	UBS AG	CITIC Bank European Warrants Nov 2015 A	0.175	7.88 per unit	2015/11/30	150,000,000	2015/05/11
22063	BNP Paribas Arbit Issu B.V.	COSCO Pacific Eu Wt Mar 2017 A	0.250	14.000	2017/03/02	50,000,000	2015/05/12

Newly listed derivative warrants (continued)

Code	Issuer	Name of issue	Issue prices (HK\$)	Strike level/ Subscription price (HK\$) per 10 units	Subscription/ exercise period	Unit issued on initial listing	Listing date
22066	BNP Paribas Arbit Issu B.V.	Ch Ship Cont Eur Wt Mar 2016 A	0.680	5.80 per unit	2016/03/02	50,000,000	2015/05/12
22062	BNP Paribas Arbit Issu B.V.	China Tel Euro Wts Mar 2016 A	0.350	8 per unit	2016/03/02	50,000,000	2015/05/12
22060	BNP Paribas Arbit Issu B.V.	Geely Auto Euro Wts Jan 2016 A	0.360	5.80 per unit	2016/01/05	50,000,000	2015/05/12
22061	BNP Paribas Arbit Issu B.V.	Sh Ind H European Wts Mar 16 A	0.280	40.000	2016/03/02	38,000,000	2015/05/12
22059	BNP Paribas Arbit Issu B.V.	Shenzhen Int'l Eu Wt Jul 2016A	0.250	18.000	2016/07/05	50,000,000	2015/05/12
22073	Credit Suisse AG	CKH European Warrants Sep 2016 A	0.250	188.80 per 100 units	2016/09/30	120,000,000	2015/05/12
22074	Bank of East Asia	China Overseas Euro Warrants Jan 2016 A	0.250	39.688	2016/01/06	40,000,000	2015/05/12
22058	Bank of East Asia	R&F Ppt European Warrants Jun 2016 A	0.160	12.980	2016/06/06	100,000,000	2015/05/12
22055	HK Bank	CHALCO European Warrants Dec 2015 A	0.500	6.28 per unit	2015/12/31	50,000,000	2015/05/12
22067	HK Bank	Ch Oilfield European Warrants Dec 2015 A	0.250	18.380	2015/12/31	80,000,000	2015/05/12
22051	HK Bank	CSOP A50 ETF European Warrants Jun 2016 B	0.180	19.980	2016/06/30	180,000,000	2015/05/12
22052	HK Bank	A50 China European Warrants Jun 2016 D	0.180	17.900	2016/06/03	180,000,000	2015/05/12
22053	HK Bank	Link REIT European Warrants Dec 2015 A	0.250	53.880	2015/12/31	80,000,000	2015/05/12
22054	HK Bank	Shimao Ppt European Warrants Dec 2015 A	0.250	23.180	2015/12/31	80,000,000	2015/05/12
22056	HK Bank	Stanchart European Warrants Jun 2017 A	0.150	145.10 per 100 units	2017/06/30	100,000,000	2015/05/12
22069	Macquarie Bank Ltd.	CLP European Warrants Jul 2016 A	0.338	82.880	2016/07/05	30,000,000	2015/05/12
22076	Macquarie Bank Ltd.	Guotai Junani European Warrants Jul16A	0.678	22.880	2016/07/05	15,000,000	2015/05/12
22071	Macquarie Bank Ltd.	Li Ning European Warrants Apr 2018 A	0.250	5.880	2018/04/17	50,000,000	2015/05/12
22068	Macquarie Bank Ltd.	China Mengniu European Wts Jun 2016 A	0.425	55.000	2016/06/02	25,000,000	2015/05/12
22070	Macquarie Bank Ltd.	PWR Assets European Wts Jul 2016 A	0.380	93.880	2016/07/05	28,000,000	2015/05/12
22072	Macquarie Bank Ltd.	Xinyi Solar European Warrants May 16 A	0.625	3.58 per unit	2016/05/17	16,000,000	2015/05/12
12536*	Standard Chartered Bank	HSBC European Warrants Dec 2015	0.031	79.88 per 100 units	2015/12/07	350,000,000	2015/05/12
22091	BNP Paribas Arbit Issu B.V.	BOCL European Wts Jan 2016 A	0.340	5.80 per unit	2016/01/05	100,000,000	2015/05/13
22088	BNP Paribas Arbit Issu B.V.	China Coal Euro Wts Jan 2016 A	0.560	7 per unit	2016/01/05	49,000,000	2015/05/13
22085	BNP Paribas Arbit Issu B.V.	China Gas Hold Euro Wt Jul16 A	0.250	16.500	2016/07/05	50,000,000	2015/05/13
22092	BNP Paribas Arbit Issu B.V.	CGN Power European Wts Jan16A	0.450	5.20 per unit	2016/01/05	50,000,000	2015/05/13
22087	BNP Paribas Arbit Issu B.V.	Shimao Ppt Euro Wts Mar 2016 A	0.250	24.000	2016/03/02	50,000,000	2015/05/13
22086	BNP Paribas Arbit Issu B.V.	Tencent Eu Put Wt Apr 2016 B	0.250	150 per 100 units	2016/04/05	100,000,000	2015/05/13
22093	BNP Paribas Arbit Issu B.V.	Wanda Comm European Wts Jan16A	0.720	85.000	2016/01/05	50,000,000	2015/05/13
22104	Credit Suisse AG	Tencent Holdings European Wts Jan 2016 B	0.250	171.80 per 100 units	2016/01/29	150,000,000	2015/05/13
22079	HK Bank	CGS European Warrants Dec 2015 C	0.250	13.880	2015/12/31	80,000,000	2015/05/13
22077	HK Bank	Huaneng Power European Warrants May 2016 A	0.170	13.980	2016/05/31	80,000,000	2015/05/13
22101	J P Morgan SP BV	China Life European Warrants Jan 2016 C	0.251	48.000	2016/01/05	100,000,000	2015/05/13
22103	J P Morgan SP BV	HKEx European Warrants Nov 2015 F	0.310	308 per 100 units	2015/11/03	300,000,000	2015/05/13
22081	Macquarie Bank Ltd.	ICBC European Warrants Nov 2015 A	0.250	7.58 per unit	2015/11/03	40,000,000	2015/05/13
22100	SGA Societe Generale Acceptance N.V.	Galaxy Ent Eu Wt Dec15B	0.560	39.880	2015/12/02	80,000,000	2015/05/13
22098	SGA Societe Generale Acceptance N.V.	HSCEI Eu Wt Nov 2015E	0.220	15,400 per 4,000 units	2015/11/27	150,000,000	2015/05/13
22099	SGA Societe Generale Acceptance N.V.	HSCEI Eu Wt Dec 2015D	0.150	16,700 per 4,500 units	2015/12/30	150,000,000	2015/05/13
22094	SGA Societe Generale Acceptance N.V.	Lenovo Eu Wt Nov 16 A	0.180	15.800	2016/11/02	60,000,000	2015/05/13
22097	SGA Societe Generale Acceptance N.V.	Tencent Eu Wt Mar 16 B	0.190	181.88 per 100 units	2016/03/02	500,000,000	2015/05/13
22095	SGA Societe Generale Acceptance N.V.	Tencent Eu Wt Jul 16 B	0.240	180 per 100 units	2016/07/06	500,000,000	2015/05/13
22106	UBS AG	BOC HK European Warrants Jan 2016 A	0.150	36.650	2016/01/05	80,000,000	2015/05/13
22080	UBS AG	Evergrande European Warrants Dec 2016 A	0.250	9.000	2016/12/12	200,000,000	2015/05/13

Newly listed derivative warrants (continued)

Code	Issuer	Name of issue	Issue prices (HK\$)	Strike level/ Subscription price (HK\$) per 10 units	Subscription/ exercise period	Unit issued on initial listing	Listing date
22107	UBS AG	SHK Ppt European Put Warrants Dec 2015 B	0.610	108.000	2015/12/11	20,000,000	2015/05/13
22105	UBS AG	China Vanke European Warrants Nov 2015 B	0.250	21.880	2015/11/16	100,000,000	2015/05/13
21169 [#]	HK Bank	HSCEI European Warrants Oct 2015 E	0.131	15,388 per 4,000 units	2015/10/29	230,000,000	2015/05/13
22124	Credit Suisse AG	HKEEx European Warrants Nov 2015 F	0.330	298 per 100 units	2015/11/30	150,000,000	2015/05/14
22123	Credit Suisse AG	HSI European Warrants Sep 2015 D	0.150	28,100 per 7,000 units	2015/09/29	128,000,000	2015/05/14
22121	Credit Suisse AG	HSI European Warrants Dec 2015 F	0.150	30,000 per 6,300 units	2015/12/30	128,000,000	2015/05/14
22122	Credit Suisse AG	HSI European Warrants Dec 2015 G	0.150	29,400 per 7,200 units	2015/12/30	128,000,000	2015/05/14
22112	HK Bank	Anhui Conch European Warrants Dec 2015 A	0.250	36.880	2015/12/31	80,000,000	2015/05/14
22117	HK Bank	China Life European Warrants Nov 2015 B	0.350	39.280	2015/11/30	80,000,000	2015/05/14
22118	HK Bank	HSCEI European Warrants Oct 2015 G	0.160	15,068 per 4,000 units	2015/10/29	280,000,000	2015/05/14
22114	HK Bank	HSCEI European Warrants Dec 2015 D	0.150	16,280 per 5,200 units	2015/12/30	280,000,000	2015/05/14
22113	HK Bank	Kingsoft European Warrants Dec 2015 A	0.280	29.880	2015/12/31	80,000,000	2015/05/14
22115	HK Bank	Ping An European Warrants Aug 2016 A	0.150	128.10 per 100 units	2016/08/31	180,000,000	2015/05/14
22129	J P Morgan SP BV	Galaxy Ent European Put Wts Dec 2015 B	0.253	33.880	2015/12/01	80,000,000	2015/05/14
22128	J P Morgan SP BV	HKEEx European Put Wts Jan 2016 D	0.251	238.88 per 100 units	2016/01/04	200,000,000	2015/05/14
22126	J P Morgan SP BV	Link Reit European Warrants Dec 2015 A	0.275	52.000	2015/12/31	100,000,000	2015/05/14
22127	J P Morgan SP BV	Tencent European Warrants Nov 2015 C	0.631	179.880	2015/11/02	100,000,000	2015/05/14
22109	Macquarie Bank Ltd.	Lenovo European Warrants Jan 2016 A	0.912	17.98 per unit	2016/01/05	11,000,000	2015/05/14
22108	Macquarie Bank Ltd.	Tencent European Put Wts Dec 2015 A	1.000	132.580	2015/12/02	15,000,000	2015/05/14
22110	Standard Chartered Bank	Ch Comm Cons Eur Wts Dec 2015 B	0.250	15.000	2015/12/21	120,000,000	2015/05/14
22111	Standard Chartered Bank	China Railway Euro Wts Jan 2016 A	0.250	10.800	2016/01/15	120,000,000	2015/05/14
22119	SGA Societe Generale Acceptance N.V.	Ch Mob Eu Wt Dec 15 A	0.760	118.000	2015/12/03	100,000,000	2015/05/14
22120	SGA Societe Generale Acceptance N.V.	Ping An Eu Wt Dec 15 B	1.230	113.880	2015/12/03	70,000,000	2015/05/14
20947 [#]	BOCI Asia Ltd.	Tencent Holdings European Wts Jul 2016 B	0.235	180 per 100 units	2016/07/04	100,000,000	2015/05/14
22154	Credit Suisse AG	BOCL European Warrants Nov 2015 C	0.250	5.58 per unit	2015/11/23	80,000,000	2015/05/15
22153	Credit Suisse AG	GCL-Poly Energy European Wts Dec 2015 A	0.350	2.58 per unit	2015/12/30	70,000,000	2015/05/15
22151	Credit Suisse AG	HSBC European Wts Dec 2015 C	0.350	80.680	2015/12/30	80,000,000	2015/05/15
22149	Credit Suisse AG	Link REIT European Warrants Dec 2015 A	0.250	54.800	2015/12/30	70,000,000	2015/05/15
22152	Credit Suisse AG	Ping An European Warrants Nov 2015 B	0.900	124.800	2015/11/30	80,000,000	2015/05/15
22150	Credit Suisse AG	ZTE European Warrants Dec 2015 B	0.250	29.800	2015/12/30	70,000,000	2015/05/15
22133	Goldman Sachs SP (Asia)	CITIC European Warrants Mar 2016 A	0.250	16.000	2016/03/04	100,000,000	2015/05/15
22138	Goldman Sachs SP (Asia)	CSOP A50 ETF Euro Wts Nov 2015 B	0.167	17.080	2015/11/30	300,000,000	2015/05/15
22137	Goldman Sachs SP (Asia)	CSOP A50 ETF Euro Wts Mar 2016 A	0.167	17.880	2016/03/02	300,000,000	2015/05/15
22136	Goldman Sachs SP (Asia)	A50 China European Wts Apr 2016 A	0.184	15.880	2016/04/21	300,000,000	2015/05/15
22134	Goldman Sachs Sp (Asia)	ICBC European Warrants Nov 2015 B	0.370	6.88 per unit	2015/11/16	100,000,000	2015/05/15
22135	Goldman Sachs SP (Asia)	Tencent European Wt Oct 2015 D	1.146	170.000	2015/10/02	100,000,000	2015/05/15
22131	HK Bank	HSI European Warrants Nov 2015 E	0.250	28,388 per 7,000 units	2015/11/27	200,000,000	2015/05/15
22132	HK Bank	HSI European Warrants Dec 2015 D	0.150	30,348 per 6,500 units	2015/12/30	280,000,000	2015/05/15
22167	J P Morgan SP BV	HSBC European Warrants Jan 2016 A	0.253	92.000	2016/01/04	100,000,000	2015/05/15
22169	J P Morgan SP BV	HSCEI European Wts Mar 2016 A	0.150	18,900 per 4,000 units	2016/03/30	200,000,000	2015/05/15
22168	J P Morgan SP BV	Ping An European Warrants Sep 2016 A	0.166	128 per 100 units	2016/09/01	200,000,000	2015/05/15
22170	J P Morgan SP BV	Tracker Fund European Warrants May 2016 A	0.163	30.880	2016/05/30	200,000,000	2015/05/15
22142	Macquarie Bank Ltd.	Ali Pictures European Warrants May18 A	0.250	3.880	2018/05/02	40,000,000	2015/05/15

Newly listed derivative warrants (continued)

Code	Issuer	Name of issue	Issue prices (HK\$)	Strike level/ Subscription price (HK\$) per 10 units	Subscription/ exercise period	Unit issued on initial listing	Listing date
22141	Macquarie Bank Ltd.	China East Air European Wts May18A	0.250	5.880	2018/05/02	40,000,000	2015/05/15
22172	Standard Chartered Bank	CITIC European Warrants Dec 2015 C	0.250	15.180	2015/12/21	80,000,000	2015/05/15
22171	Standard Chartered Bank	CITIC European Warrants Mar 2016 A	0.227	18.020	2016/03/30	80,000,000	2015/05/15
22140	SGA Societe Generale Acceptance N.V.	CITIC Sec Eu Wt Dec15A	0.630	33.880	2015/12/03	50,000,000	2015/05/15
22139	SGA Societe Generale Acceptance N.V.	CRCC Eu Wt Apr 2016 A	0.255	15.880	2016/04/06	50,000,000	2015/05/15
22143	SGA Societe Generale Acceptance N.V.	HS H-SHARE Eu Wts Dec15C	1.270	140.000	2015/12/03	50,000,000	2015/05/15
22144	SGA Societe Generale Acceptance N.V.	HS H-SHARE Eu Wts Dec15D	0.920	150.000	2015/12/03	50,000,000	2015/05/15
22148	SGA Societe Generale Acceptance N.V.	Tencent Eu Wt Sep 15 E	0.850	179.980	2915/09/04	70,000,000	2015/05/15
22146	SGA Societe Generale Acceptance N.V.	Tencent Eu Wt Dec 15 C	1.750	165.000	2015/12/03	70,000,000	2015/05/15
22145	SGA Societe Generale Acceptance N.V.	Tencent Eu Wt Mar 16 C	0.250	160 per 100 units	2016/03/03	500,000,000	2015/05/15
22165	UBS AG	CC Bank European Warrants Oct 2015 A	0.225	8.19 per unit	2015/10/23	100,000,000	2015/05/15
22164	UBS AG	China Mobile European Warrants Dec 2016 A	0.150	121.40 per 100 units	2016/12/28	300,000,000	2015/05/15
22157	UBS AG	HSBC European Warrants Dec 2015 D	0.250	86.880	2015/12/21	100,000,000	2015/05/15
14510 [#]	Standard Chartered Bank	CITIC Pacific Euro Wts Nov 2015 A	0.085	20.880	2015/11/04	120,000,000	2015/05/15
20869 [#]	Credit Suisse AG	Tencent Holdings European Wts Feb 2016 C	0.199	181.80 per 100 units	2016/02/29	150,000,000	2015/05/15
21160 [#]	UBS AG	Fosun Pharma European Warrants Jan 2016 A	0.270	24.880	2016/01/25	40,000,000	2015/05/15
22180	BOCI Asia Ltd.	CGS European Warrants Jan 2016 A	0.300	14.880	2016/01/25	100,000,000	2015/05/18
22179	BOCI Asia Ltd.	China Cinda European Warrants Dec 2015 A	0.430	5.50 per unit	2015/12/07	100,000,000	2015/05/18
22173	BOCI Asia Ltd.	HSBC European Warrants Dec 2015 B	0.350	84.000	2015/12/09	100,000,000	2015/05/18
22182	BOCI Asia Ltd.	HSI European Warrants Dec 2015 A	0.160	30,000 per 6,300 units	2015/12/30	100,000,000	2015/05/18
22183	BOCI Asia Ltd.	HSI European Put Warrants Dec 2015 B	0.220	27,000 per 8,800 units	2015/12/30	100,000,000	2015/05/18
22174	BOCI Asia Ltd.	SHK Ppt European Warrants Dec 2015 A	0.490	150.000	2015/12/03	100,000,000	2015/05/18
22177	BOCI Asia Ltd.	Tencent Holdings European Wts Apr 2016 B	0.220	170 per 100 units	2016/04/25	100,000,000	2015/05/18
22175	BOCI Asia Ltd.	Tencent Holdings European Wts Jun 2016 B	0.270	161 per 100 units	2016/06/10	100,000,000	2015/05/18
22184	Standard Chartered Bank	HSBC European Warrants Sep 2015 D	0.335	78.900	2015/09/24	100,000,000	2015/05/18
22186	Standard Chartered Bank	HSCEI European Warrants Dec 2015 D	0.150	15,600 per 5,000 units	2015/12/30	100,000,000	2015/05/18
22187	Standard Chartered Bank	HSCEI European Put Wts Nov 2015 C	0.210	13,000 per 4,000 units	2015/11/27	100,000,000	2015/05/18
22185	Standard Chartered Bank	HSI European Warrants Nov 2015 D	0.150	28,600 per 8,000 units	2015/11/27	100,000,000	2015/05/18
22188	Standard Chartered Bank	SHK P European Warrants Jan 2016 A	0.300	155.000	2016/01/25	60,000,000	2015/05/18
22191	UBS AG	Gome European Warrants Dec 2015 B	0.250	3.98 per unit	2015/12/21	40,000,000	2015/05/18
20793 [#]	J P Morgan SP BV	China Life European Warrants Aug 2015 D	0.138	41.910	2015/08/10	250,000,000	2015/05/18
22206	BNP Paribas Arbit Issu B.V.	Avichina European Wts Sep16A	0.250	10.000	2016/09/02	50,000,000	2015/05/19
22202	BNP Paribas Arbit Issu B.V.	BBMG European Wts Sep 2016 A	0.250	11.000	2016/09/02	50,000,000	2015/05/19
22207	BNP Paribas Arbit Issu B.V.	Evergrande Euro Wts Jan 2017 A	0.200	9.000	2017/01/04	80,000,000	2015/05/19
22200	BNP Paribas Arbit Issu B.V.	HKEx Euro Put Wts Mar 2016 C	0.260	230 per 100 units	2016/03/02	80,000,000	2015/05/19
22205	BNP Paribas Arbit Issu B.V.	China Mengniu Eu Wt Jan 2016 A	0.270	52.000	2016/01/05	50,000,000	2015/05/19
22192	Goldman Sachs SP (Asia)	HSI European Put Wts Nov 2015 D	0.187	26,488 per 8,000 units	2015/11/27	150,000,000	2015/05/19
22221	Macquarie Bank Ltd.	Esprit European Warrants Oct 2017 A	0.250	8.000	2017/10/03	40,000,000	2015/05/19
22194	Macquarie Bank Ltd.	Golden Eagle European Wts Dec 2016 A	0.292	18.000	2016/12/02	35,000,000	2015/05/19
22193	Macquarie Bank Ltd.	Gome European Warrants Nov 2016 A	0.669	3.38 per unit	2016/11/02	15,000,000	2015/05/19
22199	Macquarie Bank Ltd.	Intime European Warrants Aug 2016 A	0.408	18.000	2016/08/02	25,000,000	2015/05/19
22222	Macquarie Bank Ltd.	Tencent European Warrants Dec 2015 B	1.544	165.080	2015/12/02	15,000,000	2015/05/19
22223	Macquarie Bank Ltd.	Tencent European Warrants Dec 2015 C	0.708	195.080	2015/12/02	15,000,000	2015/05/19

Newly listed derivative warrants (continued)

Code	Issuer	Name of issue	Issue prices (HK\$)	Strike level/ Subscription price (HK\$) per 10 units	Subscription/ exercise period	Unit issued on initial listing	Listing date
22224	Macquarie Bank Ltd.	Tencent European Warrants Dec 2015 D	0.669	225.080	2015/12/02	15,000,000	2015/05/19
22225	Standard Chartered Bank	Evergrande European Wts Nov 2015 A	0.300	8.88 per unit	2015/11/30	60,000,000	2015/05/19
22226	Standard Chartered Bank	Fosun Intl European Warrants Mar16A	0.250	26.800	2016/03/18	100,000,000	2015/05/19
22208	SGA Societe Generale Acceptance N.V.	CITIC Euro Wt Feb16 A	0.265	15.680	2016/02/03	60,000,000	2015/05/19
22215	UBS AG	CITIC Sec European Warrants Nov 2015 A	0.580	40.880	2015/11/23	70,000,000	2015/05/19
22220	UBS AG	Fosun Intl European Warrants Nov 2015 A	0.350	22.880	2015/11/23	50,000,000	2015/05/19
22218	UBS AG	Wanda Comm European Warrants Dec 2015 A	1.150	85.880	2015/12/21	30,000,000	2015/05/19
22246	J P Morgan SP BV	Ali Pictures European Warrants Dec 2016 A	0.262	4.880	2016/12/30	100,000,000	2015/05/20
22239	J P Morgan SP BV	Fosun Intl European Warrants Jan 2016 A	0.252	25.000	2016/01/04	60,000,000	2015/05/20
22245	Macquarie Bank Ltd.	CGN Power European Warrants Jan 2018 A	0.250	5.280	2018/01/03	150,000,000	2015/05/20
22244	Macquarie Bank Ltd.	CITIC European Warrants May 2016 A	0.250	16.880	2016/05/04	40,000,000	2015/05/20
22240	Macquarie Bank Ltd.	CNBM European Warrants Jan 2016 A	0.834	11.98 per unit	2016/01/05	12,000,000	2015/05/20
22227	Macquarie Bank Ltd.	SUNAC European Warrants Oct 2016 A	0.250	13.000	2016/10/04	40,000,000	2015/05/20
22243	Macquarie Bank Ltd.	Wanda Comm European Warrants Apr 2017A	0.250	88.88 per 100 units	2017/04/03	40,000,000	2015/05/20
22242	Macquarie Bank Ltd.	Xinyi Solar European Warrants Aug 16 A	0.667	5.08 per unit	2016/08/16	15,000,000	2015/05/20
22228	Standard Chartered Bank	China Coal European Wts Dec 2015 A	0.300	5.89 per unit	2015/12/14	100,000,000	2015/05/20
22229	Standard Chartered Bank	Shimao Ppt European Wts Jan 2016 A	0.150	22.900	2016/01/26	70,000,000	2015/05/20
22230	SGA Societe Generale Acceptance N.V.	Haitong Sec Eu Wt Jan16A	0.425	27.880	2016/01/06	70,000,000	2015/05/20
22232	SGA Societe Generale Acceptance N.V.	Tencent Eu Wt Apr 16 D	0.165	203 per 100 units	2016/04/06	500,000,000	2015/05/20
22277	BNP Paribas Arbit Issu B.V.	HKEx European Wts Jan 2016 C	0.260	363 per 100 units	2016/01/05	100,000,000	2015/05/21
22280	BNP Paribas Arbit Issu B.V.	HKEx European Wts Feb 2016 A	0.360	288.90 per 100 units	2016/02/03	100,000,000	2015/05/21
22262	Credit Suisse AG	China Mobile European Warrants Sep 2015 A	0.530	111.900	2015/09/30	100,000,000	2015/05/21
22263	Credit Suisse AG	China Mobile European Warrants Jun 2017 A	0.150	115 per 100 units	2017/06/30	150,000,000	2015/05/21
22261	Credit Suisse AG	China Vanke European Warrants Nov 2015 A	0.230	22.900	2015/11/02	70,000,000	2015/05/21
22269	Credit Suisse AG	Wanda Comm European Warrants Feb 2017 A	0.250	86 per 100 units	2017/02/27	120,000,000	2015/05/21
22251	Goldman Sachs SP (Asia)	China Cinda Euro Wts Jan 2016 A	0.518	5.08 per unit	2016/01/04	60,000,000	2015/05/21
22248	Goldman Sachs SP (Asia)	HKEx European Warrants Nov 2015 D	0.270	303.33 per 100 units	2015/11/23	200,000,000	2015/05/21
22250	Goldman Sachs SP (Asia)	Tencent European Wt Mar 2016 B	0.250	185 per 100 units	2016/03/22	300,000,000	2015/05/21
22297	J P Morgan SP BV	Ali Health European Warrants Aug 2016 A	0.827	15.000	2016/08/31	50,000,000	2015/05/21
22294	J P Morgan SP BV	CEB Bank European Warrants Dec 2015 A	0.421	6 per unit	2015/12/02	50,000,000	2015/05/21
22296	J P Morgan SP BV	Fosun Pharma European Warrants Dec 2015 A	0.529	36.000	2015/12/31	50,000,000	2015/05/21
22298	J P Morgan SP BV	MCC European Warrants Dec 2015 A	0.945	5 per unit	2015/12/31	50,000,000	2015/05/21
22255	Macquarie Bank Ltd.	BYD European Warrants Jan 2016 A	0.625	69.880	2016/01/05	16,000,000	2015/05/21
22281	Macquarie Bank Ltd.	China Agri European Wts Mar 2016 A	0.667	5.88 per unit	2016/03/02	15,000,000	2015/05/21
22253	Macquarie Bank Ltd.	Kingdee Int'l European Wts Jan 2018 A	0.270	6.880	2018/01/16	50,000,000	2015/05/21
22257	Macquarie Bank Ltd.	Kingsoft European Warrants Mar 2016 A	0.500	50.880	2016/03/02	20,000,000	2015/05/21
22283	Macquarie Bank Ltd.	Luk Fook Hold European Wts Jun 2016 A	0.342	38.880	2016/06/02	30,000,000	2015/05/21
22284	Macquarie Bank Ltd.	Tingyi European Warrants Mar 2017 A	0.250	22.880	2017/03/02	40,000,000	2015/05/21
22287	Standard Chartered Bank	CNOOC European Warrants Feb 2018 A	0.244	16.000	2018/02/23	100,000,000	2015/05/21
22286	Standard Chartered Bank	Chi Resources European Wts Jan16 A	0.250	28.880	2016/01/04	50,000,000	2015/05/21
22247	Standard Chartered Bank	HKEx European Warrants Nov 2015 G	0.300	288.88 per 100 units	2015/11/20	100,000,000	2015/05/21
22260	SGA Societe Generale Acceptance N.V.	CP&CC Eu Wt Dec 2015B	0.495	7.30 per unit	2015/12/03	80,000,000	2015/05/21
22259	SGA Societe Generale Acceptance N.V.	Ping An Eu Wt Nov 15 E	0.830	118.880	2015/11/04	70,000,000	2015/05/21

Newly listed derivative warrants (continued)

Code	Issuer	Name of issue	Issue prices (HK\$)	Strike level/ Subscription price (HK\$) per 10 units	Subscription/ exercise period	Unit issued on initial listing	Listing date
22275	UBS AG	Ping An European Warrants Dec 2015 B	0.790	130.880	2015/12/08	100,000,000	2015/05/21
22274	UBS AG	Ping An European Warrants Aug 2016 B	0.160	128.10 per 100 units	2016/08/26	300,000,000	2015/05/21
22276	UBS AG	ZTE European Warrants Feb 2016 A	0.280	33.880	2016/02/11	40,000,000	2015/05/21
22302	Credit Suisse AG	CEB Bank European Warrants Nov 2015 A	0.380	6.06 per unit	2015/11/27	70,000,000	2015/05/22
22303	Credit Suisse AG	CITIC European Warrants Jan 2016 A	0.250	16.160	2016/01/29	80,000,000	2015/05/22
22314	Goldman Sachs SP (Asia)	HKEx European Warrants Oct 2015 B	0.278	318 per 100 units	2015/10/23	300,000,000	2015/05/22
22315	Goldman Sachs SP (Asia)	HKEx European Warrants Dec 2015 I	0.255	350 per 100 units	2015/12/02	300,000,000	2015/05/22
22301	HK Bank	Minsheng Bank European Warrants Dec 2016 A	0.160	12.620	2016/12/30	100,000,000	2015/05/22
22300	HK Bank	Sinopec Corp European Warrants Nov 2015 B	0.400	7.18 per unit	2015/11/30	80,000,000	2015/05/22
22299	HK Bank	Kingsoft European Warrants Dec 2015 B	0.350	37.880	2015/12/31	50,000,000	2015/05/22
22306	J P Morgan SP BV	AviChina European Warrants Nov 2016 A	0.259	10.000	2016/11/01	40,000,000	2015/05/22
22308	J P Morgan SP BV	Sinopec Corp European Warrants Dec 2015 C	0.429	7.50 per unit	2015/12/02	100,000,000	2015/05/22
22305	J P Morgan SP BV	HKEx European Warrants Feb 2016 B	0.441	289 per 100 units	2016/02/02	300,000,000	2015/05/22
10346	SGA Societe Generale Acceptance NV	Nikkei 225 Eu Wt Dec 15 C	0.150	22,000 per 400 units	2015/12/11	150,000,000	2015/05/22
10345	SGA Societe Generale Acceptance NV	Nikkei 225 Eu Wt Mar 16 A	0.270	20,000 per 450 units	2016/03/11	150,000,000	2015/05/22
10347	SGA Societe Generale Acceptance NV	N225 Eu Put Wt Dec 2015 D	0.250	20,000 per 500 units	2015/12/11	150,000,000	2015/05/22
22318	BOCI Asia Ltd.	BOCL European Warrants Dec 2015 B	0.290	5.80 per unit	2015/12/28	100,000,000	2015/05/26
22316	BOCI Asia Ltd.	CC Bank European Warrants Nov 2015 A	0.400	8 per unit	2015/11/30	100,000,000	2015/05/26
22317	BOCI Asia Ltd.	ICBC European Warrants Nov 2015 C	0.390	7.08 per unit	2015/11/16	100,000,000	2015/05/26
22324	Credit Suisse AG	Sinopec Corp European Warrants Dec 2015 B	0.360	7.60 per unit	2015/12/14	80,000,000	2015/05/26
22323	Credit Suisse AG	Geely Auto European Warrants Dec 2015 A	0.320	5.28 per unit	2015/12/28	60,000,000	2015/05/26
22329	Goldman Sachs SP (Asia)	BOCL European Warrants Dec 2015 B	0.332	5.38 per unit	2015/12/03	100,000,000	2015/05/26
22327	Goldman Sachs SP (Asia)	CC Bank European Wts Dec 2015 A	0.390	8 per unit	2015/12/03	100,000,000	2015/05/26
22328	Goldman Sachs Sp (Asia)	ICBC European Warrants Dec 2015 B	0.344	7.18 per unit	2015/12/03	100,000,000	2015/05/26
22325	Standard Chartered Bank	Kingsoft European Wts Jan 2016 A	0.300	46.880	2016/01/06	80,000,000	2015/05/26
22321	SGA Societe Generale Acceptance N.V.	Fosun Intl Eu Wt Apr16A	0.450	22.880	2016/04/06	25,000,000	2015/05/26
22322	SGA Societe Generale Acceptance N.V.	HKEx Eu Wt Jan 2016 F	0.435	282 per 100 units	2016/01/06	200,000,000	2015/05/26
22319	SGA Societe Generale Acceptance N.V.	HS H-SHARE Eu Wts Jan17B	0.210	140 per 100 units	2017/01/05	300,000,000	2015/05/26
22326	UBS AG	Kingsoft European Warrants Nov 2015 A	0.540	39.380	2015/11/25	40,000,000	2015/05/26
22335	BNP Paribas Arbit Issu B.V.	BOCHK European Wts Jan 2016 A	0.170	36.600	2016/01/04	100,000,000	2015/05/27
22334	BNP Paribas Arbit Issu B.V.	Fosun Intl European Wts Dec15A	0.280	22.880	2015/12/02	100,000,000	2015/05/27
22333	BNP Paribas Arbit Issu B.V.	Kingsoft Euro Wts Dec 2015 B	0.410	38.880	2015/12/02	100,000,000	2015/05/27
22332	BNP Paribas Arbit Issu B.V.	Ping An European Wt Feb 2017 A	0.150	128 per 100 units	2017/02/02	100,000,000	2015/05/27
22350	Bank of East Asia	Ch Comm Cons European Wts Apr 2016 A	0.270	16.680	2016/04/01	40,000,000	2015/05/27
22355	Bank of East Asia	CSOP A50 ETF European Wts Nov 2016 A	0.177	20.880	2016/11/16	60,000,000	2015/05/27
22352	Bank of East Asia	HKEx European Warrants Dec 2015 B	0.420	288.88 per 100 units	2015/12/29	40,000,000	2015/05/27
22347	Bank of East Asia	New World Dev European Wts Dec 2015 B	0.340	13.60 per unit	2015/12/31	30,000,000	2015/05/27
22351	Bank of East Asia	China Vanke European Warrants Feb 2016 A	0.250	26.220	2016/02/16	40,000,000	2015/05/27
22358	J P Morgan SP BV	BOC HK European Warrants Jan 2016 A	0.150	36.600	2016/01/04	100,000,000	2015/05/27
22360	J P Morgan SP BV	CGN Power European Warrants Dec 2017 A	0.252	5.500	2017/12/29	100,000,000	2015/05/27
22336	Standard Chartered Bank	BYD European Warrants Nov 2015 A	0.250	62.000	2015/11/30	80,000,000	2015/05/27
22337	Standard Chartered Bank	Link REIT European Wts Feb 2016 A	0.250	56.000	2016/02/22	50,000,000	2015/05/27
22330	SGA Societe Generale Acceptance N.V.	BOCHK Eu Wt Jan 2016A	0.175	36.600	2016/01/06	60,000,000	2015/05/27

Newly listed derivative warrants (continued)

Code	Issuer	Name of issue	Issue prices (HK\$)	Strike level/ Subscription price (HK\$) per 10 units	Subscription/ exercise period	Unit issued on initial listing	Listing date
22344	SGA Societe Generale Acceptance N.V.	Fosun Intl Eu Wt Dec15A	0.455	20.000	2015/12/03	25,000,000	2015/05/27
22345	SGA Societe Generale Acceptance N.V.	HSBC Eu Put Wt Mar 16A	0.950	77.880	2016/03/11	100,000,000	2015/05/27
22339	UBS AG	CITIC Sec European Warrants Dec 2015 A	0.420	46.880	2015/12/21	70,000,000	2015/05/27
22340	UBS AG	China Mobile European Warrants Nov 2015 B	0.550	116.000	2015/11/26	100,000,000	2015/05/27
22338	UBS AG	Haitong Sec European Warrants Nov 2015 A	0.380	28.880	2015/11/26	70,000,000	2015/05/27
20378*	J P Morgan SP BV	Ping An European Warrants Jul 2015 B	0.650	112.880	2015/07/21	100,000,000	2015/05/27
22363	BOCI Asia Ltd.	Minsheng Bank European Warrants Dec 2016 B	0.190	12.600	2016/12/28	100,000,000	2015/05/28
22361	BOCI Asia Ltd.	Galaxy Ent European Warrants Jan 2016 A	0.380	42.880	2016/01/06	100,000,000	2015/05/28
22364	BOCI Asia Ltd.	Kingsoft European Warrants Dec 2015 B	0.450	40.000	2015/12/28	100,000,000	2015/05/28
22362	BOCI Asia Ltd.	Sands China European Warrants Dec 2015 A	0.200	38.880	2015/12/21	100,000,000	2015/05/28
22370	Credit Suisse AG	BOC HK European Warrants Nov 2015 A	0.250	33.800	2015/11/30	80,000,000	2015/05/28
22371	Credit Suisse AG	CITIC Sec European Warrants Nov 2015 A	0.280	46.800	2015/11/30	80,000,000	2015/05/28
22372	Credit Suisse AG	Fosun Intl European Warrants Dec 2015 A	0.250	25.800	2015/12/30	80,000,000	2015/05/28
22382	J P Morgan SP BV	KECL European Warrants Dec 2015 B	0.419	10.28 per unit	2015/12/02	60,000,000	2015/05/28
22376	Standard Chartered Bank	Agricultural Bk Eur Wts Jan 2016 A	0.250	4.85 per unit	2016/01/25	100,000,000	2015/05/28
22381	Standard Chartered Bank	China Mobile Euro Wts Nov 2015 B	0.300	116.880	2015/11/03	100,000,000	2015/05/28
22377	SGA Societe Generale Acceptance N.V.	CAM CSI300 Eu Wt Nov15C	0.580	60.880	2015/11/04	50,000,000	2015/05/28
22379	SGA Societe Generale Acceptance N.V.	CAM CSI300 Eu Wt Dec15A	0.350	70.880	2015/12/03	50,000,000	2015/05/28
22367	SGA Societe Generale Acceptance N.V.	Ping An Eu Wt Jan 16 A	0.770	128.880	2016/01/06	60,000,000	2015/05/28
22380	SGA Societe Generale Acceptance N.V.	ZTE Eu Wt Jan 2016 A	0.385	32.880	2016/01/06	26,000,000	2015/05/28
22386	BNP Paribas Arbit Issu B.V.	Ch Shenhua Euro Wts Mar 2016 A	0.150	22.880	2016/03/02	100,000,000	2015/05/29
22385	BNP Paribas Arbit Issu B.V.	Shimao Ppt Euro Wts Jun 2016 A	0.280	19.500	2016/06/02	100,000,000	2015/05/29
22389	Credit Suisse AG	China Cinda European Warrants Nov 2015 A	0.370	5.78 per unit	2015/11/30	80,000,000	2015/05/29
22383	Goldman Sachs SP (Asia)	HSCEI European Warrants Nov 2015 B	0.205	14,848 per 4,000 units	2015/11/27	150,000,000	2015/05/29
22384	Goldman Sachs SP (Asia)	HSI European Warrants Oct 2015 D	0.179	27,828 per 7,000 units	2015/10/29	150,000,000	2015/05/29
22399	J P Morgan SP BV	BYD European Warrants Jan 2016 A	0.477	70.000	2016/01/05	100,000,000	2015/05/29
22403	J P Morgan SP BV	SMIC European Wts Sep 2016 A	0.250	1 per unit	2016/09/15	100,000,000	2015/05/29
22401	Standard Chartered Bank	Avichina European Warrants Mar16 A	0.250	10.800	2016/03/24	60,000,000	2015/05/29
22390	Standard Chartered Bank	China EB Int'l Euro Wts May 2016 A	0.270	16.880	2016/05/18	80,000,000	2015/05/29
22388	SGA Societe Generale Acceptance N.V.	Ch Mob Eu Wt Oct 15 B	0.455	111.880	2015/10/06	80,000,000	2015/05/29
22387	SGA Societe Generale Acceptance N.V.	Ch Mob Eu Wt Jul 17 A	0.150	110 per 100 units	2017/07/05	700,000,000	2015/05/29
22398	UBS AG	BYD European Warrants Dec 2015 A	0.650	73.880	2015/12/14	50,000,000	2015/05/29
22395	UBS AG	China COSCO European Warrants Aug 2016 A	0.180	8.890	2016/08/26	60,000,000	2015/05/29
22392	UBS AG	CSOP A50 ETF European Warrants Nov 2015 C	0.660	21.88 per unit	2015/11/30	80,000,000	2015/05/29
22397	UBS AG	Guotai Junani European Warrants Nov 2015 A	0.500	17.080	2015/11/30	20,000,000	2015/05/29
22391	UBS AG	HKEx European Warrants Nov 2015 C	0.250	348 per 100 units	2015/11/30	300,000,000	2015/05/29
22394	UBS AG	PetroChina European Warrants Nov 2015 C	0.520	11.08 per unit	2015/11/30	60,000,000	2015/05/29
22396	UBS AG	SFCE European Warrants Dec 2015 B	1.080	7.18 per unit	2015/12/14	20,000,000	2015/05/29
22412	Credit Suisse AG	BOC HK European Warrants Jan 2016 A	0.250	39.880	2016/01/28	80,000,000	2015/06/01
22413	Credit Suisse AG	BYD European Warrants Dec 2015 A	0.780	68.000	2015/12/30	120,000,000	2015/06/01
22424	J P Morgan SP BV	Belle Int'l European Warrants Dec 2016 A	0.251	13.500	2016/12/16	100,000,000	2015/06/01
22425	J P Morgan SP BV	China Life European Warrants Dec 2015 E	0.339	42.000	2015/12/31	100,000,000	2015/06/01
22422	J P Morgan SP BV	HKEx European Warrants Jan 2016 E	0.318	310 per 100 units	2016/01/05	100,000,000	2015/06/01

Newly listed derivative warrants (continued)

Code	Issuer	Name of issue	Issue prices (HK\$)	Strike level/ Subscription price (HK\$) per 10 units	Subscription/ exercise period	Unit issued on initial listing	Listing date
22423	J P Morgan SP BV	Ping An European Warrants Sep 2015 B	1.126	118.880	2015/09/30	100,000,000	2015/06/01
22419	J P Morgan SP BV	Ping An European Warrants Nov 2015 C	0.522	145.880	2015/11/02	100,000,000	2015/06/01
22404	Standard Chartered Bank	CGN Power European Warrants Nov15A	0.650	6.80 per unit	2015/11/30	20,000,000	2015/06/01
22405	Standard Chartered Bank	CGN Power European Warrants Oct17A	0.250	4.880	2017/10/30	60,000,000	2015/06/01
22406	SGA Societe Generale Acceptance N.V.	BOCHK Eu Wt Mar 2016A	0.270	40.000	2016/03/03	50,000,000	2015/06/01
22418	SGA Societe Generale Acceptance N.V.	BOCHK Eu Wt Aug 2016A	0.280	45.000	2016/08/03	50,000,000	2015/06/01
22408	SGA Societe Generale Acceptance NV	CSOP A50 ETF Eu Wt Jul16A	0.165	20.000	2016/07/06	300,000,000	2015/06/01
22410	SGA Societe Generale Acceptance NV	CSOP A50 ETF Eu Wt Sep16B	0.150	22.880	2016/09/05	300,000,000	2015/06/01
22411	SGA Societe Generale Acceptance N.V.	A50 Ch Eu Wt Jun 2016C	0.150	17.880	2016/06/03	300,000,000	2015/06/01
22417	UBS AG	CAM CSI300 European Warrants Nov 2015 B	0.325	73.880	2015/11/30	40,000,000	2015/06/01
22414	UBS AG	BOC HK European Warrants Feb 2016 A	0.250	40.880	2016/02/23	80,000,000	2015/06/01
22416	UBS AG	A50 China European Warrants Nov 2015 C	0.475	19.68 per unit	2015/11/30	80,000,000	2015/06/01
22415	UBS AG	Ping An European Warrants Nov 2015 B	0.390	158.880	2015/11/30	100,000,000	2015/06/01
13110 [#]	Standard Chartered Bank	CITIC Pacific Euro Wts Dec 2015 A	0.335	12.200	2015/12/30	50,000,000	2015/06/01
21370 [#]	Standard Chartered Bank	HKEx European Warrants Dec 2015 E	0.226	388 per 100 units	2015/12/11	50,000,000	2015/06/01
21874 [#]	Standard Chartered Bank	HSBC European Warrants Sep 2015 C	0.115	84.420	2015/09/23	90,000,000	2015/06/01
22440	BOCI Asia Ltd.	BOC HK European Warrants Jan 2016 A	0.230	36.600	2016/01/05	100,000,000	2015/06/02
22438	BOCI Asia Ltd.	China Mobile European Warrants Dec 2015 A	0.530	118.000	2015/12/07	100,000,000	2015/06/02
22439	BOCI Asia Ltd.	Ping An European Warrants Nov 2015 A	0.760	139.000	2015/11/23	100,000,000	2015/06/02
22437	BOCI Asia Ltd.	Tencent Holdings European Wts Feb 2016 B	0.190	175 per 100 units	2016/02/29	100,000,000	2015/06/02
22500	BNP Paribas Arbit Issu B.V.	CAM CSI300 Euro Wts Jan 2016 B	0.340	75.000	2016/01/05	80,000,000	2015/06/02
22498	BNP Paribas Arbit Issu B.V.	HS H-SHARE Euro Wts Apr 2017 A	0.250	155 per 100 units	2017/04/06	100,000,000	2015/06/02
22464	Credit Suisse AG	Ch Comm Cons European Warrants Nov 2015 B	0.200	16.900	2015/11/27	100,000,000	2015/06/02
22467	Credit Suisse	China Railway European Warrants Dec 2015 A	0.170	12.820	2015/12/30	100,000,000	2015/06/02
22469	Credit Suisse AG	CRCC European Warrants Dec 2015 B	0.250	18.600	2015/12/07	100,000,000	2015/06/02
22452	Credit Suisse AG	HKEx European Warrants Dec 2015 F	0.430	323 per 100 units	2015/12/07	120,000,000	2015/06/02
22453	Credit Suisse AG	HKEx European Put Warrants Dec 2015 G	0.400	288 per 100 units	2015/12/07	120,000,000	2015/06/02
22457	Credit Suisse AG	Ping An European Warrants Nov 2015 C	0.920	145.900	2015/11/02	80,000,000	2015/06/02
22459	Credit Suisse AG	Ping An European Warrants Aug 2016 A	0.250	136.60 per 100 units	2016/08/30	150,000,000	2015/06/02
22445	Goldman Sachs SP (Asia)	China Life Euro Wts Oct 2015 C	0.263	44.900	2015/10/30	80,000,000	2015/06/02
22494	Goldman Sachs SP (Asia)	China Life Euro Wts Dec 2015 C	0.250	52.280	2015/12/02	80,000,000	2015/06/02
22497	Goldman Sachs SP (Asia)	China Life Euro Wts Dec 2015 D	0.513	40.880	2015/12/02	80,000,000	2015/06/02
22490	Goldman Sachs SP (Asia)	HSCEI European Warrants Oct 2015 A	0.224	15,448 per 4,000 units	2015/10/29	150,000,000	2015/06/02
22491	Goldman Sachs SP (Asia)	HSCEI European Put Wts Oct 2015 B	0.150	13,728 per 5,000 units	2015/10/29	150,000,000	2015/06/02
22444	Goldman Sachs SP (Asia)	Ping An European Wts Dec 2015 A	0.929	142.880	2015/12/02	80,000,000	2015/06/02
22495	Goldman Sachs SP (Asia)	Ping An European Wts Dec 2015 B	0.891	152.800	2015/12/02	80,000,000	2015/06/02
22426	HK Bank	AIA European Warrants Dec 2015 A	0.280	55.380	2015/12/01	80,000,000	2015/06/02
22427	HK Bank	Ping An European Warrants Dec 2015 B	0.600	142.880	2015/12/01	50,000,000	2015/06/02
22485	J P Morgan SP BV	CAM CSI300 European Warrants Dec 2015 A	0.252	76.880	2015/12/01	100,000,000	2015/06/02
22488	J P Morgan SP BV	HS H-SHARE European Warrants Dec 2015 A	0.474	175.000	2015/12/02	100,000,000	2015/06/02
22489	J P Morgan SP BV	HSI European Warrants Nov 2015 H	0.150	30,200 per 6,000 units	2015/11/27	300,000,000	2015/06/02
22484	J P Morgan SP BV	Li & Fung European Warrants Nov 2017 A	0.151	8.000	2017/11/30	70,000,000	2015/06/02
22483	J P Morgan SP BV	Ping An European Warrants Dec 2015 B	0.455	155.000	2015/12/02	100,000,000	2015/06/02

Newly listed derivative warrants (continued)

Code	Issuer	Name of issue	Issue prices (HK\$)	Strike level/ Subscription price (HK\$) per 10 units	Subscription/ exercise period	Unit issued on initial listing	Listing date
22442	Macquarie Bank Ltd.	Ali Health European Warrants Nov 2016A	0.503	18.000	2016/11/02	20,000,000	2015/06/02
22434	Standard Chartered Bank	BOC HK European Wts Jan 2016 A	0.250	38.800	2016/01/04	80,000,000	2015/06/02
22435	Standard Chartered Bank	CSOP A50 ETF Euro Wts Jun 2016 A	0.150	20.020	2016/06/24	100,000,000	2015/06/02
22436	Standard Chartered Bank	A50 China Euro Warrants Dec 2016 B	0.180	18.520	2016/12/30	100,000,000	2015/06/02
22451	Standard Chartered Bank	Ping An European Wts Oct 2015 A	0.700	138.880	2015/10/28	80,000,000	2015/06/02
22449	Standard Chartered Bank	Tencent Hldg Euro Wts Oct 2015 B	0.400	218.880	2015/10/28	80,000,000	2015/06/02
22428	SGA Societe Generale Acceptance NV	CSOP A50 ETF Eu Wt Dec15D	0.570	23 per unit	2015/12/03	50,000,000	2015/06/02
22447	SGA Societe Generale Acceptance N.V.	A50 Ch Eu Wt Nov 2016A	0.210	19.380	2016/11/03	300,000,000	2015/06/02
22448	SGA Societe Generale Acceptance N.V.	A50 Ch Eu Wt Jul 2017A	0.250	20.500	2017/07/05	300,000,000	2015/06/02
22458	SGA Societe Generale Acceptance N.V.	Galaxy Eu Put Wt Dec15C	0.385	35.880	2015/12/03	80,000,000	2015/06/02
22429	SGA Societe Generale Acceptance N.V.	HKEx Eu Wt Dec 2015 G	0.350	335 per 100 units	2015/12/03	200,000,000	2015/06/02
22455	SGA Societe Generale Acceptance N.V.	HKEx Eu Wt Dec 2015 I	0.290	400 per 100 units	2015/12/03	200,000,000	2015/06/02
22430	SGA Societe Generale Acceptance N.V.	HKEx Eu Wt Feb 2016 C	0.385	350 per 100 units	2016/02/03	200,000,000	2015/06/02
22431	SGA Societe Generale Acceptance N.V.	HKEx Eu Wt Mar 2016 B	0.330	388 per 100 units	2016/03/03	200,000,000	2015/06/02
22433	SGA Societe Generale Acceptance N.V.	HKEx Eu Put Wt Dec15H	0.530	300 per 100 units	2015/12/03	200,000,000	2015/06/02
22446	SGA Societe Generale Acceptance N.V.	HSCEI Eu Wt Mar 2016A	0.150	18,900 per 4,000 units	2016/03/30	150,000,000	2015/06/02
22465	SGA Societe Generale Acceptance N.V.	Ping An Eu Wt Nov 15 F	0.820	145.980	2015/11/04	70,000,000	2015/06/02
22463	SGA Societe Generale Acceptance N.V.	Ping An Eu Wt Dec 15 C	1.180	135.880	2015/12/03	70,000,000	2015/06/02
22468	SGA Societe Generale Acceptance N.V.	Ping An Eu Wt Dec 15 D	0.650	160.000	2015/12/03	70,000,000	2015/06/02
22470	SGA Societe Generale Acceptance N.V.	Ping An Eu Put Wt Dec15E	1.190	112.880	2015/12/03	70,000,000	2015/06/02
22480	UBS AG	China Life European Warrants Dec 2015 F	0.250	52.880	2015/12/08	100,000,000	2015/06/02
22478	UBS AG	CSOP A50 ETF European Warrants Dec 2015 B	0.660	24.88 per unit	2015/12/07	80,000,000	2015/06/02
22479	UBS AG	A50 China European Warrants Dec 2015 C	0.550	22.88 per unit	2015/12/07	80,000,000	2015/06/02
22475	UBS AG	HKEx European Warrants Dec 2015 I	0.250	388 per 100 units	2015/12/07	300,000,000	2015/06/02
22476	UBS AG	HKEx European Put Warrants Jan 2016 C	0.390	288 per 100 units	2016/01/22	100,000,000	2015/06/02
22472	UBS AG	HSCEI European Put Warrants Nov 2015 B	0.180	14,400 per 6,000 units	2015/11/27	100,000,000	2015/06/02
22471	UBS AG	HSI European Put Warrants Nov 2015 C	0.250	28,400 per 10,000 units	2015/11/27	300,000,000	2015/06/02
22481	UBS AG	ICBC European Warrants Dec 2015 B	0.300	8.38 per unit	2015/12/21	100,000,000	2015/06/02
20776 [#]	Goldman Sachs SP (Asia)	China Life Euro Wts Dec 2015 B	0.405	42.800	2015/12/31	80,000,000	2015/06/02
21069 [#]	HK Bank	HSI European Warrants Nov 2015 A	0.110	30,088 per 6,000 units	2015/11/27	280,000,000	2015/06/02
22523	Credit Suisse AG	China Life European Warrants Dec 2015 A	0.250	53.000	2015/12/07	100,000,000	2015/06/03
22524	Credit Suisse AG	CPIC European Warrants Dec 2015 A	0.430	49.900	2015/12/30	70,000,000	2015/06/03
22525	Credit Suisse AG	CSOP A50 ETF European Warrants Oct 2015 B	0.770	21.90 per unit	2015/10/29	70,000,000	2015/06/03
22526	Credit Suisse AG	A50 China European Warrants Oct 2015 A	0.600	19.98 per unit	2015/10/29	70,000,000	2015/06/03
22521	Credit Suisse AG	Ping An European Warrants Dec 2015 B	0.580	161.800	2015/12/07	100,000,000	2015/06/03
22520	Credit Suisse AG	Tencent Holdings European Wts Oct 2015 C	1.300	179.900	2015/10/29	80,000,000	2015/06/03
22511	Goldman Sachs SP (Asia)	CSOP A50 ETF Euro Wts Dec 2015 A	1.214	19.80 per unit	2015/12/03	80,000,000	2015/06/03
22512	Goldman Sachs SP (Asia)	A50 China European Wts Dec 2015 C	1.492	16.80 per unit	2015/12/03	80,000,000	2015/06/03
22513	Goldman Sachs SP (Asia)	A50 China European Wts Dec 2015 D	1.073	18.18 per unit	2015/12/03	80,000,000	2015/06/03
22532	J P Morgan SP BV	CSOP A50 ETF European Warrants Nov 2015 B	0.658	21.88 per unit	2015/11/03	100,000,000	2015/06/03
22530	J P Morgan SP BV	A50 China European Warrants Dec 2015 D	0.488	20 per unit	2015/12/03	100,000,000	2015/06/03
22506	Macquarie Bank Ltd.	CAM CSI300 European Wts Jan 2016 A	0.250	88.880	2016/01/05	40,000,000	2015/06/03
22504	Macquarie Bank Ltd.	Ch Ship Cont European Wts Jan 2016 A	0.500	5.88 per unit	2016/01/05	20,000,000	2015/06/03

Newly listed derivative warrants (continued)

Code	Issuer	Name of issue	Issue prices (HK\$)	Strike level/ Subscription price (HK\$) per 10 units	Subscription/ exercise period	Unit issued on initial listing	Listing date
22507	Macquarie Bank Ltd.	A50 China European Warrants Oct 2016 A	0.250	18.000	2016/10/04	40,000,000	2015/06/03
22514	Macquarie Bank Ltd.	Zijin Mining European Wts Jan 2016 A	0.400	4.50 per unit	2016/01/05	25,000,000	2015/06/03
22518	Standard Chartered Bank	Belle Int'l European Wts Jul 2016A	0.250	12.200	2016/07/11	80,000,000	2015/06/03
22501	Standard Chartered Bank	Intime European Warrants Jun 2016A	0.300	18.330	2016/06/01	50,000,000	2015/06/03
22503	SGA Societe Generale Acceptance N.V.	CAM CSI300 Eu Wt Jan16A	0.340	80.880	2016/01/06	60,000,000	2015/06/03
22510	SGA Societe Generale Acceptance N.V.	Galaxy Ent Eu Wt Jul16A	0.660	40.000	2016/07/06	80,000,000	2015/06/03
22508	SGA Societe Generale Acceptance N.V.	Ping An Eu Wt Nov 15 G	1.270	126.880	2015/11/04	70,000,000	2015/06/03
22502	SGA Societe Generale Acceptance N.V.	Sands China Eu Wt May16A	0.395	33.000	2016/05/05	80,000,000	2015/06/03
22527	UBS AG	China Cinda European Warrants Dec 2015 A	0.580	5.88 per unit	2015/12/02	50,000,000	2015/06/03
22528	UBS AG	Evergrande European Warrants Jan 2016 A	0.880	9.88 per unit	2016/01/11	40,000,000	2015/06/03
22529	UBS AG	China Vanke European Warrants Feb 2016 B	0.250	28.880	2016/02/26	100,000,000	2015/06/03
22547	Credit Suisse AG	CAM CSI300 European Warrants Dec 2015 A	0.360	74.600	2015/12/07	80,000,000	2015/06/04
22546	HK Bank	Greatwall Motor European Warrants Jun 2018 A	0.250	48.88 per 100 units	2018/06/29	100,000,000	2015/06/04
22538	HK Bank	HSCEI European Warrants Dec 2015 E	0.170	15,738 per 5,000 units	2015/12/30	280,000,000	2015/06/04
22539	HK Bank	HSI European Warrants Nov 2015 F	0.150	29,888 per 8,000 units	2015/11/27	280,000,000	2015/06/04
22542	HK Bank	Jiangxi Copper European Warrants Jan 2016 A	0.150	19.980	2016/01/29	80,000,000	2015/06/04
22540	HK Bank	PetroChina European Warrants Dec 2015 A	0.450	10.50 per unit	2015/12/03	80,000,000	2015/06/04
22536	HK Bank	Ping An European Warrants Dec 2015 C	0.900	132.880	2015/12/03	60,000,000	2015/06/04
22537	HK Bank	Sands China European Warrants Dec 2015 A	0.250	34.880	2015/12/30	80,000,000	2015/06/04
22541	HK Bank	Shanghai Electric European Warrants Dec 2015 A	0.250	9.880	2015/12/31	80,000,000	2015/06/04
22556	J P Morgan SP BV	CC Bank European Wts Jan 2016 A	0.339	8.28 per unit	2016/01/04	100,000,000	2015/06/04
22559	J P Morgan SP BV	HSCEI European Wts Jan 2016 C	0.254	15,000 per 4,000 units	2016/01/28	200,000,000	2015/06/04
22555	J P Morgan SP BV	HS H-SHARE European Warrants Dec 2016 A	0.180	140 per 100 units	2016/12/30	100,000,000	2015/06/04
22558	J P Morgan SP BV	HSI European Warrants Jan 2016 C	0.251	28,400 per 8,000 units	2016/01/28	300,000,000	2015/06/04
22557	J P Morgan SP BV	Tencent European Warrants Mar 2016 C	0.152	188 per 100 units	2016/03/31	200,000,000	2015/06/04
22535	Macquarie Bank Ltd.	HKEx European Warrants Apr 2016 A	0.250	450 per 100 units	2016/04/05	40,000,000	2015/06/04
22533	Macquarie Bank Ltd.	Sands China European Wts Jan 2016 A	0.250	37.000	2016/01/05	40,000,000	2015/06/04
22548	Standard Chartered Bank	HKEx European Warrants Jul 2016 B	0.380	400 per 100 units	2016/07/04	100,000,000	2015/06/04
22549	Standard Chartered Bank	HKEx European Warrants Aug 2016 B	0.250	500 per 100 units	2016/08/02	100,000,000	2015/06/04
22544	Standard Chartered Bank	Zijin Mining Euro Wts Dec 2015 A	0.250	4 per unit	2015/12/07	60,000,000	2015/06/04
22550	SGA Societe Generale Acceptance N.V.	CLife Eu Wt Dec 2015 E	0.480	37.500	2015/12/03	150,000,000	2015/06/04
22551	SGA Societe Generale Acceptance N.V.	A50 Ch Eu Wt Apr 2016D	0.250	15.800	2016/04/06	300,000,000	2015/06/04
22576	Credit Suisse AG	CGN Power European Warrants Dec 2015 A	1.080	5.55 per unit	2015/12/30	60,000,000	2015/06/05
22574	Credit Suisse AG	Ch Overseas European Warrants Oct 2015 A	0.150	32.900	2015/10/29	70,000,000	2015/06/05
22580	Credit Suisse AG	Galaxy Ent European Warrants Dec 2015 B	0.430	38.800	2015/12/30	80,000,000	2015/06/05
22577	Credit Suisse AG	Guotai Junani European Warrants Dec 2015A	0.550	17.380	2015/12/07	30,000,000	2015/06/05
22575	Credit Suisse AG	HKEx European Warrants Nov 2015 G	0.320	348 per 100 units	2015/11/27	150,000,000	2015/06/05
22582	Credit Suisse AG	Jiangxi Copper European Wts May 2016 A	0.250	18.880	2016/05/30	120,000,000	2015/06/05
22578	Credit Suisse AG	Sands China European Warrants Dec 2015 A	0.280	31.800	2015/12/30	80,000,000	2015/06/05
22592	Goldman Sachs SP (Asia)	HSCEI European Put Wts Oct 2015 C	0.159	12,328 per 4,000 units	2015/10/29	150,000,000	2015/06/05
22588	J P Morgan SP BV	Zijin Mining European Warrants Jan 2016 A	0.320	4.20 per unit	2016/01/04	60,000,000	2015/06/05
22564	Standard Chartered Bank	CAM CSI300 European Wts Dec 2015 A	0.250	78.000	2015/12/07	80,000,000	2015/06/05
22566	Standard Chartered Bank	CAM CSI300 European Wts Dec 2015 B	0.310	70.880	2015/12/03	80,000,000	2015/06/05

Newly listed derivative warrants (continued)

Code	Issuer	Name of issue	Issue prices (HK\$)	Strike level/ Subscription price (HK\$) per 10 units	Subscription/ exercise period	Unit issued on initial listing	Listing date
22562	Standard Chartered Bank	Brilliance Chi Euro Wts Jul 2016 A	0.250	15.000	2016/07/11	50,000,000	2015/06/05
22567	Standard Chartered Bank	A50 China Euro Put Wts Feb 2016 A	0.250	15.880	2016/02/22	80,000,000	2015/06/05
22590	Standard Chartered Bank	Jiangxi Copper Euro Wts Apr 2016 B	0.250	18.000	2016/04/18	80,000,000	2015/06/05
22570	SGA Societe Generale Acceptance N.V.	BOCL Eu Wt Jan 2016 A	0.395	5.28 per unit	2016/01/06	100,000,000	2015/06/05
22571	SGA Societe Generale Acceptance N.V.	CCB Eur Wt Feb 2016 A	0.690	7.68 per unit	2016/02/03	100,000,000	2015/06/05
22561	SGA Societe Generale Acceptance N.V.	Galaxy Eu Put Wt Jun16B	0.400	31.500	2016/06/03	80,000,000	2015/06/05
22573	SGA Societe Generale Acceptance N.V.	ICBC Eu Wt Jan 2016 B	0.580	6.68 per unit	2016/01/06	100,000,000	2015/06/05
22560	SGA Societe Generale Acceptance NV	Sands Ch Eu Put Wt May16B	0.325	26.000	2016/05/05	80,000,000	2015/06/05
22585	UBS AG	China Life European Warrants Nov 2015 B	0.350	38.050	2015/11/25	100,000,000	2015/06/05
22586	UBS AG	Evergrande European Warrants Mar 2016 A	0.930	6.88 per unit	2016/03/09	40,000,000	2015/06/05
22583	UBS AG	HSBC European Warrants Oct 2015 A	0.210	78.930	2015/10/02	100,000,000	2015/06/05
22587	UBS AG	HSI European Warrants Nov 2015 D	0.160	28,400 per 7,000 units	2015/11/27	300,000,000	2015/06/05
22584	UBS AG	Sands China European Warrants Dec 2015 B	0.250	32.880	2015/12/08	70,000,000	2015/06/05
22616	Goldman Sachs SP (Asia)	CAM CSI300 European Wts Dec 2015 B	0.412	68.800	2015/12/08	80,000,000	2015/06/08
22617	Goldman Sachs SP (Asia)	CAM CSI300 European Wts Dec 2015 C	0.329	73.800	2015/12/30	80,000,000	2015/06/08
22603	Goldman Sachs SP (Asia)	China Mobile Euro Wts Jan 2016 A	0.692	108.000	2016/01/04	120,000,000	2015/06/08
22600	Goldman Sachs SP (Asia)	HKEx European Warrants Dec 2015 J	0.455	308.88 per 100 units	2015/12/30	300,000,000	2015/06/08
22601	Goldman Sachs SP (Asia)	HKEx European Warrants Jan 2016 A	0.393	330 per 100 units	2016/01/04	300,000,000	2015/06/08
22602	Goldman Sachs SP (Asia)	HSBC European Warrants Jan 2016 A	0.379	78.880	2016/01/04	150,000,000	2015/06/08
22605	Goldman Sachs SP (Asia)	Ping An European Wts Nov 2015 A	1.174	118.880	2015/11/27	80,000,000	2015/06/08
22598	HK Bank	BOC HK European Warrants Dec 2015 A	0.250	35.880	2015/12/31	80,000,000	2015/06/08
22593	HK Bank	Geely Auto European Warrants Dec 2015 B	0.350	4.58 per unit	2015/12/31	50,000,000	2015/06/08
22596	HK Bank	Galaxy Ent European Warrants Dec 2015 B	0.300	41.880	2015/12/31	60,000,000	2015/06/08
22594	HK Bank	Lenovo European Warrants Nov 2016 A	0.210	13.520	2016/11/30	100,000,000	2015/06/08
22599	HK Bank	Tencent European Warrants Mar 2016 B	0.150	185.10 per 100 units	2016/03/31	150,000,000	2015/06/08
22623	J P Morgan SP BV	CGN Power European Warrants Jan 2016 A	1.010	6.38 per unit	2016/01/04	60,000,000	2015/06/08
22619	J P Morgan SP BV	HSBC European Warrants Jan 2016 B	0.324	77.700	2016/01/05	100,000,000	2015/06/08
22626	J P Morgan SP BV	Sh Electric European Warrants Mar 2016 A	0.251	10.500	2016/03/02	60,000,000	2015/06/08
22620	J P Morgan SP BV	Tingyi European Warrants Nov 2016 A	0.257	20.000	2016/11/30	60,000,000	2015/06/08
22608	SGA Societe Generale Acceptance N.V.	HSCEI Eu Wt Dec 2015E	0.250	13,600 per 6,000 units	2015/12/30	150,000,000	2015/06/08
22609	SGA Societe Generale Acceptance N.V.	HSCEI Eu Put Wt Dec15F	0.195	13,400 per 5,500 units	2015/12/30	150,000,000	2015/06/08
22611	SGA Societe Generale Acceptance N.V.	HSI Eur Wt Dec 2015 E	0.170	29,000 per 7,500 units	2015/12/30	150,000,000	2015/06/08
22610	SGA Societe Generale Acceptance N.V.	HSI Eur Wt Jan 2016 D	0.250	27,800 per 7,500 units	2016/01/28	150,000,000	2015/06/08
22613	SGA Societe Generale Acceptance N.V.	HSI Eu Put Wt Oct 15 C	0.210	27,800 per 10,000 units	2015/10/29	150,000,000	2015/06/08
22612	SGA Societe Generale Acceptance N.V.	HSI Eu Put Wt Jan 16 E	0.250	26,000 per 6,500 units	2016/01/28	150,000,000	2015/06/08
22607	SGA Societe Generale Acceptance N.V.	Sands China Eu Wt Dec15A	0.150	37.000	2015/12/03	80,000,000	2015/06/08
22606	SGA Societe Generale Acceptance N.V.	Sands China Eu Wt Jan16A	0.310	30.880	2016/01/06	80,000,000	2015/06/08
22636	UBS AG	CGN Power European Warrants Mar 2016 A	1.300	6.88 per unit	2016/03/31	20,000,000	2015/06/08
22635	UBS AG	CGS European Warrants Dec 2015 A	0.250	14.880	2015/12/11	70,000,000	2015/06/08
22629	UBS AG	Galaxy Ent European Warrants Dec 2015 C	0.420	38.880	2015/12/11	70,000,000	2015/06/08
22631	UBS AG	Galaxy Ent European Put Warrants Dec 2015 D	0.265	30.880	2015/12/08	60,000,000	2015/06/08
22627	UBS AG	Sands China European Warrants Dec 2015 C	0.330	30.280	2015/12/24	70,000,000	2015/06/08
22628	UBS AG	Sands China European Put Warrants Dec 2015 D	0.300	25.880	2015/12/14	60,000,000	2015/06/08

Newly listed derivative warrants (continued)

Code	Issuer	Name of issue	Issue prices (HK\$)	Strike level/ Subscription price (HK\$) per 10 units	Subscription/ exercise period	Unit issued on initial listing	Listing date
22654	BOCI Asia Ltd.	China Life European Warrants Dec 2015 C	0.200	48.000	2015/12/31	100,000,000	2015/06/09
22651	BOCI Asia Ltd.	HKEx European Warrants Jan 2016 C	0.570	280 per 100 units	2016/01/07	100,000,000	2015/06/09
22653	BOCI Asia Ltd.	HKEx European Warrants Apr 2016 A	0.590	300 per 100 units	2016/04/26	100,000,000	2015/06/09
22656	BNP Paribas Arbit Issu B.V.	Link REIT Euro Wts May 2016 A	0.250	55.000	2016/05/04	50,000,000	2015/06/09
22657	BNP Paribas Arbit Issu B.V.	Ping An European Wt Sep 2016 A	0.200	136.60 per 100 units	2016/09/02	100,000,000	2015/06/09
22655	BNP Paribas Arbit Issu B.V.	Tencent Hldgs Eu Wt Apr 2016 C	0.150	188 per 100 units	2016/04/05	100,000,000	2015/06/09
22661	Credit Suisse AG	CGN Power European Warrants Dec 2015 B	0.750	6.80 per unit	2015/12/14	60,000,000	2015/06/09
22658	Credit Suisse AG	HKEx European Warrants Oct 2015 D	0.270	318 per 100 units	2015/10/19	120,000,000	2015/06/09
22659	Credit Suisse AG	Ping An European Warrants Oct 2015 D	0.850	122.900	2015/10/29	80,000,000	2015/06/09
22669	Goldman Sachs SP (Asia)	HKEx European Warrants Dec 2015 K	0.385	318.88 per 100 units	2015/12/09	300,000,000	2015/06/09
22670	Goldman Sachs SP (Asia)	HKEx European Warrants Apr 2016 A	0.543	300 per 100 units	2016/04/05	300,000,000	2015/06/09
22666	Goldman Sachs SP (Asia)	Sands China Euro Wts Dec 2015 A	0.284	30.000	2015/12/30	80,000,000	2015/06/09
22643	HK Bank	CAM CSI300 European Warrants Dec 2015 A	0.300	72.880	2015/12/31	80,000,000	2015/06/09
22639	HK Bank	CC Bank European Warrants Dec 2015 A	0.400	8.38 per unit	2015/12/31	80,000,000	2015/06/09
22641	HK Bank	HS H-SHARE European Warrants Dec 2015 A	0.600	162.880	2015/12/31	80,000,000	2015/06/09
22644	HK Bank	PICC Group European Warrants Dec 2015 A	0.350	6.80 per unit	2015/12/31	50,000,000	2015/06/09
22668	J P Morgan SP BV	Galaxy Ent European Warrants Dec 2015 C	0.268	39.900	2015/12/02	100,000,000	2015/06/09
22667	J P Morgan SP BV	HSI European Warrants Jan 2016 D	0.252	28,200 per 8,000 units	2016/01/28	300,000,000	2015/06/09
22650	Macquarie Bank Ltd.	Agricultural Bk Euro Warrants Jan 2016 A	0.286	4.88 per unit	2016/01/05	35,000,000	2015/06/09
22649	Macquarie Bank Ltd.	CC Bank European Warrants Apr 2016 A	0.500	9.98 per unit	2016/04/05	20,000,000	2015/06/09
22647	Macquarie Bank Ltd.	Longfor PPT European Wts Jan 2017 A	0.250	16.880	2017/01/04	40,000,000	2015/06/09
22660	SGA Societe Generale Acceptance N.V.	HKEx Eu Wt Jan 2016 G	0.400	318 per 100 units	2016/01/06	200,000,000	2015/06/09
22645	SGA Societe Generale Acceptance N.V.	HSBC Eu Wt Jan 2016 D	0.405	77.880	2016/01/06	100,000,000	2015/06/09
22662	SGA Societe Generale Acceptance N.V.	Petch Eu Wt Jan 2016A	0.820	9.50 per unit	2016/01/06	60,000,000	2015/06/09
22665	UBS AG	Jiangxi Copper European Warrants Jan 2016 A	0.150	20.050	2016/01/25	70,000,000	2015/06/09
22663	UBS AG	Ping An European Warrants Aug 2016 C	0.185	136.70 per 100 units	2016/08/23	300,000,000	2015/06/09
22716	BNP Paribas Arbit Issu B.V.	CKP European Warrants Jan 16 A	0.600	88.000	2016/01/05	60,000,000	2015/06/10
22717	BNP Paribas Arbit Issu B.V.	CKP European Warrants Jan 16 B	0.440	95.000	2016/01/05	60,000,000	2015/06/10
22697	Credit Suisse AG	BankComm European Warrants Nov 2015 A	0.380	8.89 per unit	2015/11/02	60,000,000	2015/06/10
22700	Credit Suisse AG	CKH European Warrants Dec 2015 C	0.880	139.000	2015/12/30	80,000,000	2015/06/10
22703	Credit Suisse AG	CKP European Warrants Dec 2015 A	0.500	89.800	2015/12/30	80,000,000	2015/06/10
22698	Credit Suisse AG	Geely Auto European Warrants Dec 2015 B	0.530	4.50 per unit	2015/12/14	60,000,000	2015/06/10
22699	Credit Suisse AG	Li & Fung European Warrants Dec 2015 A	0.500	7.30 per unit	2015/12/30	60,000,000	2015/06/10
22675	Bank of East Asia	CGN Power European Warrants Dec 2016 A	0.250	4.880	2016/12/30	80,000,000	2015/06/10
22696	Bank of East Asia	HS H-SHARE European Warrants Jan 2017 A	0.250	140.80 per 100 units	2017/01/25	40,000,000	2015/06/10
22715	Goldman Sachs SP (Asia)	Fosun Intl European Wts Jan 2016 A	0.394	20.880	2016/01/04	50,000,000	2015/06/10
22714	Goldman Sachs SP (Asia)	Fosun Intl European Wts Mar 2016 A	0.360	23.880	2016/03/03	50,000,000	2015/06/10
22704	J P Morgan SP BV	ICBC European Warrants Dec 2015 A	0.329	7.18 per unit	2015/12/02	100,000,000	2015/06/10
22673	Macquarie Bank Ltd.	CC Bank European Warrants Jan 2016 B	0.627	7.98 per unit	2016/01/05	16,000,000	2015/06/10
22672	Macquarie Bank Ltd.	China Life European Wts Feb 2016 A	0.286	45.880	2016/02/02	35,000,000	2015/06/10
22693	Macquarie Bank Ltd.	PICC Group European Wts Mar 2016 A	0.569	6.50 per unit	2016/03/02	18,000,000	2015/06/10
22694	Macquarie Bank Ltd.	Shimao Ppt European Wts Mar 2016 A	0.250	20.380	2016/03/02	40,000,000	2015/06/10
22706	Standard Chartered Bank	China Life European Wts Sep 2015 D	0.315	36.650	2015/09/29	100,000,000	2015/06/10

Newly listed derivative warrants (continued)

Code	Issuer	Name of issue	Issue prices (HK\$)	Strike level/ Subscription price (HK\$) per 10 units	Subscription/ exercise period	Unit issued on initial listing	Listing date
22708	Standard Chartered Bank	CM Bank European Wts Mar 2016 A	0.250	28.880	2016/03/04	50,000,000	2015/06/10
22678	Standard Chartered Bank	Evergrande European Wts Dec 2015 A	0.300	6 per unit	2015/12/09	50,000,000	2015/06/10
22677	Standard Chartered Bank	HS H-SHARE European Wts Dec 2015 A	0.500	158.880	2015/12/14	60,000,000	2015/06/10
22679	Standard Chartered Bank	Sands China Euro Wts Jan 2016 B	0.250	34.880	2016/01/25	100,000,000	2015/06/10
22683	SGA Societe Generale Acceptance N.V.	CGN Power Eu Wts Jan16A	1.220	5.60 per unit	2016/01/06	12,000,000	2015/06/10
22686	SGA Societe Generale Acceptance N.V.	CGN Power Eu Wts Feb16A	1.050	6.68 per unit	2016/02/03	12,000,000	2015/06/10
22684	SGA Societe Generale Acceptance N.V.	CGN Power Eu Wts Jun17A	0.250	5.000	2017/06/05	120,000,000	2015/06/10
22688	SGA Societe Generale Acceptance N.V.	CITBK Eu Wt Jan 16 B	0.530	7.50 per unit	2016/01/06	20,000,000	2015/06/10
22712	SGA Societe Generale Acceptance N.V.	CKH Euro Wt Jan 2016A	0.870	128.880	2016/01/06	30,000,000	2015/06/10
22713	SGA Societe Generale Acceptance N.V.	CKH Euro Wt Jan 2016B	0.460	148.880	2016/01/06	30,000,000	2015/06/10
22711	SGA Societe Generale Acceptance N.V.	CKH Euro Wt May 2017A	0.250	118.88 per 100 units	2017/05/04	300,000,000	2015/06/10
22709	SGA Societe Generale Acceptance N.V.	CKP Euro Wts Jan16A	0.890	77.500	2016/01/06	50,000,000	2015/06/10
22710	SGA Societe Generale Acceptance N.V.	CKP Euro Wts Jan16B	0.540	88.880	2016/01/06	50,000,000	2015/06/10
22689	SGA Societe Generale Acceptance N.V.	CMB Eu Wts Jan 2016 A	0.275	25.500	2016/01/06	100,000,000	2015/06/10
22690	SGA Societe Generale Acceptance N.V.	Fosun Intl Eu Wt Jan16A	0.315	26.880	2016/01/06	32,000,000	2015/06/10
22681	SGA Societe Generale Acceptance N.V.	JIANC Eu Wt Feb 2016A	0.255	15.200	2016/02/03	40,000,000	2015/06/10
22692	SGA Societe Generale Acceptance N.V.	Ping An Eu Wt Sep 16 B	0.150	136.60 per 100 units	2016/09/05	500,000,000	2015/06/10
16222#	Credit Suisse AG	Lenovo European Warrants Mar 2016 A	0.118	13.000	2016/03/29	130,000,000	2015/06/10
22722	BOCI Asia Ltd.	CAM CSI300 European Warrants Jan 2016 A	0.420	75.000	2016/01/12	100,000,000	2015/06/11
22720	BOCI Asia Ltd.	CKP European Warrants Dec 2015 A	0.530	88.880	2015/12/31	100,000,000	2015/06/11
22718	BOCI Asia Ltd.	HKEx European Warrants Jan 2016 D	0.390	318 per 100 units	2016/01/11	100,000,000	2015/06/11
22723	BOCI Asia Ltd.	Kingsoft European Warrants Feb 2016 A	0.490	33.000	2016/02/01	100,000,000	2015/06/11
22721	BOCI Asia Ltd.	Ping An European Warrants Dec 2015 C	0.810	128.880	2015/12/08	100,000,000	2015/06/11
22727	BNP Paribas Arbit Issu B.V.	CKH European Wts Dec 2016 A	0.250	115 per 100 units	2016/12/02	100,000,000	2015/06/11
22754	Credit Suisse AG	CKP European Warrants Dec 2015 B	0.630	78.800	2015/12/30	80,000,000	2015/06/11
22753	Credit Suisse AG	PetroChina European Warrants Dec 2015 A	0.270	10.66 per unit	2015/12/14	80,000,000	2015/06/11
22751	Goldman Sachs SP (Asia)	CITIC European Warrants Feb 2016 A	0.253	14.880	2016/02/02	80,000,000	2015/06/11
22749	Goldman Sachs SP (Asia)	CKH European Wts Jan 2016 A	0.707	130.000	2016/01/04	30,000,000	2015/06/11
22748	Goldman Sachs SP (Asia)	CKP European Warrants Dec 2015 A	0.413	90.000	2015/12/30	50,000,000	2015/06/11
22747	Goldman Sachs SP (Asia)	CKP European Warrants Jan 2016 A	0.622	80.000	2016/01/04	50,000,000	2015/06/11
22746	Goldman Sachs SP (Asia)	China Shenhua Euro Wts Dec 2015 A	0.255	20.880	2015/12/30	80,000,000	2015/06/11
22736	HK Bank	CGN Power European Warrants Dec 2015 A	0.350	5.98 per unit	2015/12/31	80,000,000	2015/06/11
22733	HK Bank	CKP European Warrants Dec 2015 A	0.600	85.880	2015/12/31	60,000,000	2015/06/11
22760	HK Bank	CKP European Warrants Dec 2017 A	0.250	70.88 per 100 units	2017/12/29	180,000,000	2015/06/11
22740	HK Bank	CM Bank European Warrants Dec 2015 C	0.150	28.430	2015/12/31	100,000,000	2015/06/11
22739	HK Bank	Li & Fung European Warrants Dec 2015 B	0.300	6.98 per unit	2015/12/31	50,000,000	2015/06/11
22737	HK Bank	Li & Fung European Warrants Nov 2017 A	0.150	7.990	2017/11/27	100,000,000	2015/06/11
22728	HK Bank	Sands China European Warrants Dec 2015 B	0.250	31.280	2015/12/31	80,000,000	2015/06/11
22770	J P Morgan SP BV	BOCL European Warrants Nov 2015 B	0.188	6 per unit	2015/11/02	100,000,000	2015/06/11
22768	J P Morgan SP BV	BankComm European Warrants Jan 2016 A	0.599	9.66 per unit	2016/01/04	100,000,000	2015/06/11
22762	J P Morgan SP BV	CKH European Warrants Jan 2016 A	0.872	129.000	2016/01/04	100,000,000	2015/06/11
22763	J P Morgan SP BV	CKH European Put Warrants Jan 2016 B	0.730	100.000	2016/01/04	100,000,000	2015/06/11
22764	J P Morgan SP BV	CKP European Warrants Dec 2015 A	0.569	80.000	2015/12/10	100,000,000	2015/06/11

Newly listed derivative warrants (continued)

Code	Issuer	Name of issue	Issue prices (HK\$)	Strike level/ Subscription price (HK\$) per 10 units	Subscription/ exercise period	Unit issued on initial listing	Listing date
22769	J P Morgan SP BV	CM Bank European Warrants Mar 2016 A	0.251	29.880	2016/03/02	100,000,000	2015/06/11
22766	J P Morgan SP BV	CSOP A50 ETF European Warrants Dec 2015 D	1.151	19.80 per unit	2015/12/02	100,000,000	2015/06/11
22767	J P Morgan SP BV	A50 China European Warrants Nov 2015 A	1.064	17.50 per unit	2015/11/04	100,000,000	2015/06/11
22765	J P Morgan SP BV	Tencent European Warrants Oct 2015 B	1.026	170.000	2015/10/02	100,000,000	2015/06/11
22726	Macquarie Bank Ltd.	CITIC Bank European Wts Feb 2016 A	0.589	7.78 per unit	2016/02/02	17,000,000	2015/06/11
22752	Macquarie Bank Ltd.	Galaxy Ent European Wts Feb 2016 A	0.250	50.000	2016/02/02	40,000,000	2015/06/11
22725	Macquarie Bank Ltd.	SHK Ppt European Warrants Jan 2016 A	0.669	157.880	2016/01/05	15,000,000	2015/06/11
22759	Standard Chartered Bank	CKH European Warrants Dec 2015 C	0.320	130.000	2015/12/10	80,000,000	2015/06/11
22758	Standard Chartered Bank	CKP European Warrants Dec 2015 A	0.250	88.880	2015/12/10	60,000,000	2015/06/11
22756	Standard Chartered Bank	CKP European Warrants Dec 2017 A	0.250	70 per 100 units	2017/12/18	120,000,000	2015/06/11
22742	SGA Societe Generale Acceptance N.V.	BOCom Eu Wt Dec 2015A	0.560	10 per unit	2015/12/03	18,000,000	2015/06/11
22741	SGA Societe Generale Acceptance N.V.	BOCom Eu Wt Jan 2016A	0.870	8.28 per unit	2016/01/06	18,000,000	2015/06/11
22744	SGA Societe Generale Acceptance NV	Minsheng Bk Eu Wt Feb16 A	0.960	11.88 per unit	2016/02/03	12,000,000	2015/06/11
22745	SGA Societe Generale Acceptance N.V.	Ping An Eu Wt Jul 16 A	0.170	113 per 100 units	2016/07/06	500,000,000	2015/06/11
22785	UBS AG	BYD European Warrants Dec 2015 B	0.430	88.880	2015/12/21	50,000,000	2015/06/11
22784	UBS AG	Ch Comm Cons European Warrants Jan 2016 A	0.250	16.380	2016/01/25	100,000,000	2015/06/11
22779	UBS AG	CKH European Warrants Dec 2015 C	1.080	128.880	2015/12/10	70,000,000	2015/06/11
22780	UBS AG	CKH European Warrants Dec 2015 D	0.850	138.880	2015/12/18	70,000,000	2015/06/11
22772	UBS AG	CKP European Warrants Dec 2015 A	0.250	90.880	2015/12/18	50,000,000	2015/06/11
22783	UBS AG	China Mobile European Warrants Dec 2015 A	0.815	110.100	2015/12/02	100,000,000	2015/06/11
22789	Credit Suisse AG	BYD European Warrants Dec 2016 B	0.250	56.60 per 100 units	2016/12/29	120,000,000	2015/06/12
22790	Credit Suisse AG	China Shenhua European Wts Dec 2015 A	0.250	21.000	2015/12/30	80,000,000	2015/06/12
22791	Credit Suisse AG	Greatwall Motor European Wts Dec 2015 A	0.840	55.000	2015/12/30	70,000,000	2015/06/12
22816	Goldman Sachs SP (Asia)	BankComm European Wts Dec 2015 A	0.654	9 per unit	2015/12/30	60,000,000	2015/06/12
22821	Goldman Sachs SP (Asia)	CKH European Wts Dec 2016 B	0.250	116 per 100 units	2016/12/29	50,000,000	2015/06/12
22819	Goldman Sachs SP (Asia)	CKP European Warrants Dec 2015 B	0.564	70.800	2015/12/14	50,000,000	2015/06/12
22823	Goldman Sachs SP (Asia)	China Life Euro Wts Sep 2015 D	0.319	36.000	2015/09/29	80,000,000	2015/06/12
22818	Goldman Sachs SP (Asia)	China Life Euro Wts Dec 2015 E	0.434	36.880	2015/12/30	80,000,000	2015/06/12
22817	Goldman Sachs SP (Asia)	CM Bank European Wts Jan 2016 B	0.262	27.380	2016/01/29	80,000,000	2015/06/12
22800	Goldman Sachs SP (Asia)	HS H-SHARE European Wts Jan16A	1.049	145.000	2016/01/04	80,000,000	2015/06/12
22801	Goldman Sachs SP (Asia)	HS H-SHARE European Wts Jan16B	0.617	160.000	2016/01/04	80,000,000	2015/06/12
22813	Goldman Sachs SP (Asia)	PetroChina European Wts Dec 2015 A	0.497	10.28 per unit	2015/12/30	60,000,000	2015/06/12
22786	HK Bank	CKH European Warrants Dec 2015 A	0.800	130.880	2015/12/31	60,000,000	2015/06/12
22787	HK Bank	CKH European Warrants Jun 2017 A	0.250	121.88 per 100 units	2017/06/30	200,000,000	2015/06/12
22812	J P Morgan SP BV	A50 China European Put Wts Jun 2016 A	0.166	14.080	2016/06/30	100,000,000	2015/06/12
22811	J P Morgan SP BV	Greatwall Motor European Wts Feb 2016 A	0.435	55.000	2016/02/02	80,000,000	2015/06/12
22810	J P Morgan SP BV	Wanda Comm European Warrants Sep 2016 A	0.250	88.88 per 100 units	2016/09/30	150,000,000	2015/06/12
22792	Macquarie Bank Ltd.	CKP European Warrants Jan 2016 A	0.641	80.080	2016/01/05	16,000,000	2015/06/12
22807	Macquarie Bank Ltd.	PetroChina European Wts Feb 2016 A	0.669	9.98 per unit	2016/02/02	15,000,000	2015/06/12
22796	Standard Chartered Bank	CC Bank European Put Wts Jan 2016A	0.360	7.08 per unit	2016/01/11	80,000,000	2015/06/12
22794	Standard Chartered Bank	China Shenhua Euro Wts Feb 2016 A	0.150	25.880	2016/02/23	80,000,000	2015/06/12
22795	Standard Chartered Bank	HSBC European Put Wts Feb 2016 B	0.385	66.880	2016/02/02	60,000,000	2015/06/12
22797	Standard Chartered Bank	HSCEI European Warrants Mar 2016 A	0.150	17,200 per 5,200 units	2016/03/30	100,000,000	2015/06/12

Newly listed derivative warrants (continued)

Code	Issuer	Name of issue	Issue prices (HK\$)	Strike level/ Subscription price (HK\$) per 10 units	Subscription/ exercise period	Unit issued on initial listing	Listing date
22798	Standard Chartered Bank	HSI European Warrants Dec 2015 F	0.150	29,600 per 7,300 units	2015/12/30	100,000,000	2015/06/12
22799	Standard Chartered Bank	HSI European Put Wts Jul 2016 A	0.250	25,000 per 8,000 units	2016/07/28	100,000,000	2015/06/12
22809	SGA Societe Generale Acceptance N.V.	CKH Euro Wt Aug 2016A	0.250	108 per 100 units	2016/08/03	300,000,000	2015/06/12
22835	BOCI Asia Ltd.	CKH European Warrants Jan 2016 A	0.660	138.000	2016/01/25	100,000,000	2015/06/15
22839	BOCI Asia Ltd.	CM Bank European Warrants Mar 2016 A	0.270	27.880	2016/03/29	100,000,000	2015/06/15
22836	BOCI Asia Ltd.	Sands China European Warrants Apr 2016 A	0.330	33.000	2016/04/27	100,000,000	2015/06/15
22833	BNP Paribas Arbit Issu B.V.	HSBC European Wts Jan 2016 C	0.150	96.000	2016/01/05	80,000,000	2015/06/15
22831	BNP Paribas Arbit Issu B.V.	Ping An European Wt Dec 2015 B	0.570	142.880	2015/12/02	50,000,000	2015/06/15
22841	Credit Suisse AG	CITIC Sec European Warrants Dec 2015 A	0.450	39.980	2015/12/07	70,000,000	2015/06/15
22840	Credit Suisse AG	Shimao Property European Warrants Feb16 A	0.250	20.600	2016/02/29	70,000,000	2015/06/15
22852	J P Morgan SP BV	HSI European Warrants Mar 2016 A	0.151	33,000 per 7,500 units	2016/03/30	300,000,000	2015/06/15
22850	J P Morgan SP BV	PetroChina European Warrants Jan 2016 A	0.410	10.50 per unit	2016/01/05	100,000,000	2015/06/15
22845	Macquarie Bank Ltd.	CGN Power European Warrants Apr 2017 A	0.250	6.280	2017/04/04	120,000,000	2015/06/15
22826	Macquarie Bank Ltd.	CKH European Warrants Feb 2016 A	0.910	135.080	2016/02/02	11,000,000	2015/06/15
22827	Macquarie Bank Ltd.	CKH European Warrants Nov 2017 A	0.250	125.88 per 100 units	2017/11/02	40,000,000	2015/06/15
22828	Macquarie Bank Ltd.	CM Bank European Warrants Apr 2016 A	0.250	33.000	2016/04/05	40,000,000	2015/06/15
22830	Macquarie Bank Ltd.	Greatwall Motor European Wts Jan 2016 A	0.386	68.880	2016/01/04	26,000,000	2015/06/15
22847	Macquarie Bank Ltd.	Ping An European Warrants Apr 2017 A	0.250	130 per 100 units	2017/04/04	100,000,000	2015/06/15
22825	Standard Chartered Bank	CC Bank European Wts Jan 2016 B	0.250	9.20 per unit	2016/01/11	80,000,000	2015/06/15
22844	Standard Chartered Bank	China Railway Euro Wts Mar 2016 A	0.250	13.800	2016/03/14	120,000,000	2015/06/15
22848	UBS AG	BOCL European Warrants Nov 2015 C	0.190	6.29 per unit	2015/11/16	100,000,000	2015/06/15
22846	UBS AG	HSI European Put Warrants Nov 2015 E	0.150	26,400 per 8,000 units	2015/11/27	200,000,000	2015/06/15
22881	Credit Suisse AG	CC Bank European Warrants Dec 2015 B	0.360	8.38 per unit	2015/12/15	80,000,000	2015/06/16
22878	Credit Suisse AG	China Mobile European Warrants Nov 2015 B	0.500	110.000	2015/11/30	80,000,000	2015/06/16
22883	Credit Suisse AG	China Tel European Warrants Dec 2015 A	0.400	5.58 per unit	2015/12/30	70,000,000	2015/06/16
22875	Credit Suisse AG	HSI European Warrants Nov 2015 E	0.150	28,400 per 7,000 units	2015/11/27	108,000,000	2015/06/16
22860	Goldman Sachs SP (Asia)	Agri Bk European Wts Nov 2015 A	0.215	4.48 per unit	2015/11/05	80,000,000	2015/06/16
22859	Goldman Sachs SP (Asia)	BOCL European Warrants Jan 2016 A	0.329	6 per unit	2016/01/04	100,000,000	2015/06/16
22864	Goldman Sachs SP (Asia)	CITIC Bank European Wts Dec 2015 A	0.629	7 per unit	2015/12/18	60,000,000	2015/06/16
22874	Goldman Sachs SP (Asia)	Kingsoft European Wts Dec 2015 A	0.476	29.000	2015/12/18	50,000,000	2015/06/16
22865	HK Bank	Agricultural Bank European Warrants Dec 2015 A	0.250	4.68 per unit	2015/12/31	60,000,000	2015/06/16
22866	HK Bank	CC Bank European Warrants Dec 2015 B	0.310	9.48 per unit	2015/12/31	60,000,000	2015/06/16
22869	HK Bank	CSOP A50 ETF European Warrants Jun 2016 C	0.190	21.320	2016/06/30	250,000,000	2015/06/16
22870	HK Bank	A50 China European Warrants Sep 2016 A	0.190	18.820	2016/09/30	250,000,000	2015/06/16
22887	J P Morgan SP BV	CITIC Sec European Warrants Feb 2016 A	0.624	35.000	2016/02/02	100,000,000	2015/06/16
22885	J P Morgan SP BV	China Mob European Wts Dec 2015 A	0.655	102.100	2015/12/01	100,000,000	2015/06/16
22884	J P Morgan SP BV	China Tel European Warrants Feb 2016 A	0.376	5.80 per unit	2016/02/02	80,000,000	2015/06/16
22886	J P Morgan SP BV	Kingsoft European Warrants Jan 2016 A	0.251	31.500	2016/01/05	80,000,000	2015/06/16
22855	Macquarie Bank Ltd.	BOCL European Warrants Feb 2016 A	0.334	6.28 per unit	2016/02/02	30,000,000	2015/06/16
22871	Macquarie Bank Ltd.	Geely Auto European Wts May 2016 A	0.501	5.28 per unit	2016/05/04	20,000,000	2015/06/16
22873	Macquarie Bank Ltd.	Haitong Sec European Wts May 2016 A	0.345	38.880	2016/05/04	30,000,000	2015/06/16
22853	Macquarie Bank Ltd.	New World Dev European Wts Feb 2016 A	0.424	13.50 per unit	2016/02/02	24,000,000	2015/06/16
22856	Macquarie Bank Ltd.	Yanzhou Coal European Wts Mar 2016 A	1.000	8.98 per unit	2016/03/02	10,000,000	2015/06/16

Newly listed derivative warrants (continued)

Code	Issuer	Name of issue	Issue prices (HK\$)	Strike level/ Subscription price (HK\$) per 10 units	Subscription/ exercise period	Unit issued on initial listing	Listing date
22858	SGA Societe Generale Acceptance N.V.	CKP Euro Wts Feb16A	0.870	68.000	2016/02/03	50,000,000	2015/06/16
22857	SGA Societe Generale Acceptance NV	NewWorld Dev Eu Wt May16A	1.100	10.80 per unit	2016/05/05	10,000,000	2015/06/16
22913	BNP Paribas Arbit Issu B.V.	CKP European Warrants Jan 16 C	0.530	76.800	2016/01/05	60,000,000	2015/06/17
22903	Credit Suisse AG	HSBC European Wts Nov 2015 E	0.300	76.900	2015/11/06	80,000,000	2015/06/17
22904	Credit Suisse AG	PICC Group European Warrants Dec 2015 B	0.500	5.80 per unit	2015/12/30	70,000,000	2015/06/17
22902	Credit Suisse AG	Yanzhou Coal European Warrants May 2016 A	0.150	9.290	2016/05/30	120,000,000	2015/06/17
22895	HK Bank	China Mobile European Warrants Dec 2015 A	0.480	110.880	2015/12/31	80,000,000	2015/06/17
22897	HK Bank	Galaxy Ent European Warrants Dec 2015 C	0.310	37.280	2015/12/31	60,000,000	2015/06/17
22896	HK Bank	PetroChina European Warrants Dec 2015 B	0.550	9.68 per unit	2015/12/31	60,000,000	2015/06/17
22905	J P Morgan SP BV	Shimao Property European Wts Jun 2016 A	0.174	19.500	2016/06/01	80,000,000	2015/06/17
22899	Macquarie Bank Ltd.	Agricultural Bk Euro Warrants Mar 2016 A	0.250	5.25 per unit	2016/03/02	40,000,000	2015/06/17
22900	Macquarie Bank Ltd.	Henderson Land Dev Euro Wts Jan 2016 A	0.478	62.880	2016/01/05	21,000,000	2015/06/17
22901	Standard Chartered Bank	HSCEI European Put Wts Oct 2015 F	0.150	12,400 per 4,000 units	2015/10/29	100,000,000	2015/06/17
22898	SGA Societe Generale Acceptance N.V.	CP&CC Eu Wt Jan 2016C	0.500	7 per unit	2016/01/06	80,000,000	2015/06/17
22909	UBS AG	BankComm European Warrants Nov 2015 B	0.650	10.02 per unit	2015/11/30	40,000,000	2015/06/17
22907	UBS AG	China Mobile European Warrants Oct 2015 C	0.333	110.100	2015/10/02	100,000,000	2015/06/17
22908	UBS AG	China Shenhua European Warrants Dec 2015 A	0.250	21.380	2015/12/16	60,000,000	2015/06/17
22912	UBS AG	Kingsoft European Warrants Nov 2015 B	0.280	35.050	2015/11/16	100,000,000	2015/06/17
22910	UBS AG	Link REIT European Warrants Dec 2015 A	0.175	52.050	2015/12/23	70,000,000	2015/06/17
22924	Credit Suisse AG	AIA European Warrants Oct 2015 B	0.190	56.000	2015/10/29	80,000,000	2015/06/18
22927	Credit Suisse AG	Haitong Sec European Warrants Nov 2015 A	0.310	28.900	2015/11/27	70,000,000	2015/06/18
22922	Credit Suisse AG	ICBC European Warrants Nov 2015 B	0.310	7.19 per unit	2015/11/30	80,000,000	2015/06/18
22944	Bank of East Asia	CKP European Warrants Feb 2016 A	0.280	97.113	2016/02/29	36,000,000	2015/06/18
22914	Goldman Sachs SP (Asia)	HSCEI European Put Wts Oct 2015 D	0.150	12,968 per 5,800 units	2015/10/29	150,000,000	2015/06/18
22916	Goldman Sachs SP (Asia)	PetroChina European Wts Jan 2016 A	0.846	8.88 per unit	2016/01/05	60,000,000	2015/06/18
22921	J P Morgan SP BV	Ali Pictures European Warrants Dec 2017 A	0.250	3.500	2017/12/01	80,000,000	2015/06/18
22942	J P Morgan SP BV	CKH European Warrants May 2017 A	0.176	118.88 per 100 units	2017/05/02	200,000,000	2015/06/18
22934	J P Morgan SP BV	CKP European Warrants Dec 2017 A	0.151	70.88 per 100 units	2017/12/29	200,000,000	2015/06/18
22932	J P Morgan SP BV	China Mob European Put Wts Jan 2016 A	0.400	88.000	2016/01/04	100,000,000	2015/06/18
22940	J P Morgan SP BV	Cathay Pacific European Warrants May 16 A	0.250	21.000	2016/05/03	60,000,000	2015/06/18
22937	J P Morgan SP BV	Ch Ship Cont European Warrants Feb 2016 A	0.477	4 per unit	2016/02/01	60,000,000	2015/06/18
22935	J P Morgan SP BV	GCL-Poly European Warrants Feb 2016 A	0.316	2.30 per unit	2016/02/02	60,000,000	2015/06/18
22936	J P Morgan SP BV	Melco Int'l Dev European Wts Dec 2016 A	0.250	12.880	2016/12/30	60,000,000	2015/06/18
22938	J P Morgan SP BV	Weigao Group European Warrants Dec 2017 A	0.251	6.500	2017/12/29	80,000,000	2015/06/18
22939	J P Morgan SP BV	Xinyi Glass European Warrants Jan 2016 A	0.400	5.08 per unit	2016/01/29	45,000,000	2015/06/18
22919	Standard Chartered Bank	Agricultural Bk Eur Wts May 2016 A	0.250	5.38 per unit	2016/05/30	100,000,000	2015/06/18
22918	Standard Chartered Bank	BOCL European Warrants Mar 2016 A	0.250	6.38 per unit	2016/03/07	80,000,000	2015/06/18
22917	Standard Chartered Bank	YZ Coal European Wts Dec 2015 B	0.500	9 per unit	2015/12/17	30,000,000	2015/06/18
22920	SGA Societe Generale Acceptance N.V.	CKP Euro Wts Jan 18 A	0.170	70.88 per 100 units	2018/01/04	400,000,000	2015/06/18
22928	UBS AG	CKP European Warrants Dec 2015 B	0.475	80.880	2015/12/28	50,000,000	2015/06/18
22930	UBS AG	China Tel European Warrants Dec 2015 A	0.430	5.68 per unit	2015/12/17	40,000,000	2015/06/18
22931	UBS AG	PetroChina European Warrants Oct 2015 B	0.500	9.11 per unit	2015/10/05	50,000,000	2015/06/18
22957	Credit Suisse AG	CKH European Warrants Apr 2017 A	0.220	118.90 per 100 units	2017/04/27	150,000,000	2015/06/19

Newly listed derivative warrants (continued)

Code	Issuer	Name of issue	Issue prices (HK\$)	Strike level/ Subscription price (HK\$) per 10 units	Subscription/ exercise period	Unit issued on initial listing	Listing date
22958	Credit Suisse AG	Galaxy Ent European Put Wts Dec 2015 C	0.250	28.800	2015/12/30	70,000,000	2015/06/19
22951	Macquarie Bank Ltd.	BankComm European Warrants Jan 2016 A	0.796	9.78 per unit	2016/01/05	13,000,000	2015/06/19
22950	Macquarie Bank Ltd.	CKP European Warrants Apr 2016 A	0.515	87.500	2016/04/05	20,000,000	2015/06/19
22949	Macquarie Bank Ltd.	CKP European Warrants Jan 2018 A	0.184	70.88 per 100 units	2018/01/03	100,000,000	2015/06/19
22953	Macquarie Bank Ltd.	China Life European Wts Feb 2016 B	0.385	40.080	2016/02/02	26,000,000	2015/06/19
22952	Macquarie Bank Ltd.	GCL-Poly Energy European Wts Apr 2016 A	0.435	2.28 per unit	2016/04/05	23,000,000	2015/06/19
22965	Standard Chartered Bank	AIA European Warrants Dec 2015 B	0.250	58.000	2015/12/28	100,000,000	2015/06/19
22963	Standard Chartered Bank	China Coal European Wts Mar 2016 A	0.500	6.80 per unit	2016/03/21	30,000,000	2015/06/19
22959	SGA Societe Generale Acceptance N.V.	HSCEI Eu Wt Jan 2016B	0.160	16,000 per 4,000 units	2016/01/28	150,000,000	2015/06/19
22960	SGA Societe Generale Acceptance N.V.	HSI Eur Wt Oct 2015 D	0.165	27,800 per 7,000 units	2015/10/29	150,000,000	2015/06/19
22961	UBS AG	CKP European Warrants Dec 2017 A	0.186	70.93 per 100 units	2017/12/20	300,000,000	2015/06/19
22962	UBS AG	Zijin Mining European Warrants Jan 2016 A	0.355	3.38 per unit	2016/01/11	40,000,000	2015/06/19
22967	BOCI Asia Ltd.	BYD European Warrants Dec 2016 B	0.190	56.65 per 100 units	2016/12/30	100,000,000	2015/06/22
22966	BOCI Asia Ltd.	CKH European Warrants Dec 2016 B	0.200	116 per 100 units	2016/12/28	100,000,000	2015/06/22
22976	BNP Paribas Arbit Issu B.V.	CSOP A50 ETF Eu Wts Jul 2016 A	0.250	18.200	2016/07/05	100,000,000	2015/06/22
22972	Credit Suisse AG	CKP European Warrants Dec 2015 C	0.550	70.850	2015/12/07	80,000,000	2015/06/22
22973	Credit Suisse AG	HS H-SHARE European Warrants Oct 2015 A	0.450	149.980	2015/10/29	50,000,000	2015/06/22
22974	Credit Suisse AG	HS H-SHARE European Warrants Mar 2017 A	0.160	155 per 100 units	2017/03/30	100,000,000	2015/06/22
22981	Goldman Sachs SP (Asia)	CITIC Sec European Wts Jan 2016 A	0.540	32.800	2016/01/04	60,000,000	2015/06/22
22979	Goldman Sachs SP (Asia)	CNOOC European Warrants Jan 2016 A	1.003	12.28 per unit	2016/01/29	80,000,000	2015/06/22
22977	J P Morgan SP BV	Evergrande European Warrants Jan 2016 B	0.453	6.28 per unit	2016/01/04	60,000,000	2015/06/22
22978	J P Morgan SP BV	Guotai Junani European Warrants Feb 2016A	0.567	18.880	2016/02/02	80,000,000	2015/06/22
22975	Macquarie Bank Ltd.	BYD European Warrants Apr 2016 A	0.771	83.880	2016/04/05	13,000,000	2015/06/22
22969	Macquarie Bank Ltd.	HKEx European Warrants Dec 2015 B	0.200	400 per 100 units	2015/12/02	50,000,000	2015/06/22
22970	Standard Chartered Bank	HKEx European Warrants Feb 2016 B	0.280	355.88 per 100 units	2016/02/01	100,000,000	2015/06/22
23061	Credit Suisse AG	China Life European Warrants Nov 2015 D	0.260	37.550	2015/11/27	80,000,000	2015/06/23
23007	Credit Suisse AG	HSI European Warrants Oct 2015 E	0.150	27,800 per 7,000 units	2015/10/29	128,000,000	2015/06/23
23008	Credit Suisse AG	HSI European Put Warrants Nov 2015 F	0.150	24,800 per 8,000 units	2015/11/27	128,000,000	2015/06/23
23011	Credit Suisse AG	HSI European Put Warrants Jan 2016 A	0.250	27,000 per 12,000 units	2016/01/28	128,000,000	2015/06/23
23075	Goldman Sachs SP (Asia)	Galaxy Ent European Wts Jan 2016 A	0.375	36.280	2016/01/05	80,000,000	2015/06/23
22986	HK Bank	AIA European Warrants Dec 2015 B	0.300	52.880	2015/12/31	80,000,000	2015/06/23
22988	HK Bank	CGN Power European Warrants Dec 2016 A	0.150	4.890	2016/12/28	80,000,000	2015/06/23
22985	HK Bank	China Mobile European Warrants Dec 2015 B	0.550	105.880	2015/12/31	80,000,000	2015/06/23
23001	HK Bank	China Mobile European Warrants Jun 2017 A	0.150	115.08 per 100 units	2017/06/30	150,000,000	2015/06/23
23002	HK Bank	Sinopec Corp European Warrants Dec 2015 A	0.400	6.80 per unit	2015/12/31	80,000,000	2015/06/23
22999	HK Bank	China Railway European Warrants Jan 2016 A	0.150	10.820	2016/01/08	80,000,000	2015/06/23
22987	HK Bank	HKEx European Warrants Dec 2015 I	0.350	293.88 per 100 units	2015/12/31	150,000,000	2015/06/23
22994	HK Bank	HSI European Warrants Dec 2015 E	0.150	29,138 per 7,500 units	2015/12/30	80,000,000	2015/06/23
23067	J P Morgan SP BV	Sinopec Corp European Warrants Feb 2016 A	0.376	6.88 per unit	2016/02/02	100,000,000	2015/06/23
23071	J P Morgan SP BV	HSI European Warrants Oct 2015 F	0.150	27,800 per 7,000 units	2015/10/29	300,000,000	2015/06/23
23062	J P Morgan SP BV	Haitong Sec European Warrants Jan 2016 A	0.315	26.880	2016/01/05	100,000,000	2015/06/23
23065	J P Morgan SP BV	PetroChina European Warrants Feb 2016 A	0.469	9.38 per unit	2016/02/02	100,000,000	2015/06/23
23070	J P Morgan SP BV	PICC Group European Warrants Feb 2016 A	0.510	5.50 per unit	2016/02/02	60,000,000	2015/06/23

Newly listed derivative warrants (continued)

Code	Issuer	Name of issue	Issue prices (HK\$)	Strike level/ Subscription price (HK\$) per 10 units	Subscription/ exercise period	Unit issued on initial listing	Listing date
22983	Macquarie Bank Ltd.	CC Bank European Warrants Nov 2015 A	0.337	8.19 per unit	2015/11/03	30,000,000	2015/06/23
22984	Macquarie Bank Ltd.	Sinopec Corp European Wts Dec 2015 A	0.330	7.49 per unit	2015/12/02	31,000,000	2015/06/23
23038	Macquarie Bank Ltd.	PetroChina European Wts Feb 2016 B	0.372	11.58 per unit	2016/02/02	27,000,000	2015/06/23
23003	Standard Chartered Bank	BYD European Warrants Aug 2017 A	0.250	58 per 100 units	2017/08/08	100,000,000	2015/06/23
23059	Standard Chartered Bank	CKH European Warrants Jun 2017 A	0.180	121.98 per 100 units	2017/06/30	60,000,000	2015/06/23
23058	Standard Chartered Bank	CKP European Warrants Jan 2016 A	0.310	79.000	2016/01/25	60,000,000	2015/06/23
23005	Standard Chartered Bank	Galaxy Ent European Wts Feb 2016 A	0.250	38.880	2016/02/29	60,000,000	2015/06/23
23050	Standard Chartered Bank	NewWorld Dev European Wts Feb 16 A	0.250	12 per unit	2016/02/29	40,000,000	2015/06/23
23048	Standard Chartered Bank	SHK P European Warrants Oct 2016 A	0.150	136 per 100 units	2016/10/31	80,000,000	2015/06/23
23051	Standard Chartered Bank	Wharf European Warrants Aug 2016 A	0.250	65.000	2016/08/22	40,000,000	2015/06/23
23017	SGA Societe Generale Acceptance N.V.	CNOOC Eu Wt Jan 2016C	0.720	12.50 per unit	2016/01/06	40,000,000	2015/06/23
23015	SGA Societe Generale Acceptance N.V.	HSCEI Eu Wt Oct 2015E	0.160	14,400 per 4,000 units	2015/10/29	150,000,000	2015/06/23
23025	SGA Societe Generale Acceptance N.V.	Petch Eu Wt Dec 2015B	0.290	10.50 per unit	2015/12/03	60,000,000	2015/06/23
23018	SGA Societe Generale Acceptance N.V.	PICC Eu Wts Feb 2016A	0.670	5.20 per unit	2016/02/03	15,000,000	2015/06/23
23032	SGA Societe Generale Acceptance N.V.	Tencent Eu Wt Nov 15 C	0.870	179.880	2015/11/04	60,000,000	2015/06/23
23045	UBS AG	Evergrande European Warrants Jan 2016 B	0.960	4.88 per unit	2016/01/18	40,000,000	2015/06/23
23040	UBS AG	HKEx European Warrants Jan 2016 D	0.320	328.88 per 100 units	2016/01/11	300,000,000	2015/06/23
23101	BNP Paribas Arbit Issu B.V.	CC Bank Euro Wts Jan 2016 A	0.280	8.60 per unit	2016/01/05	80,000,000	2015/06/24
23098	Goldman Sachs SP (Asia)	Sinopec Corp European Wts Dec 2015 A	0.590	6.78 per unit	2015/12/30	80,000,000	2015/06/24
23080	Goldman Sachs SP (Asia)	Ping An European Wts Dec 2015 C	1.290	109.000	2015/12/30	80,000,000	2015/06/24
23081	Goldman Sachs SP (Asia)	Ping An European Wts Dec 2015 D	0.726	128.000	2015/12/30	80,000,000	2015/06/24
23079	HK Bank	CKH European Warrants Dec 2016 B	0.150	115.98 per 100 units	2016/12/30	150,000,000	2015/06/24
23077	HK Bank	CKP European Warrants Dec 2015 B	0.300	74.880	2015/12/31	60,000,000	2015/06/24
23076	HK Bank	CRCC European Warrants Jan 2016 A	0.250	14.180	2016/01/29	80,000,000	2015/06/24
23078	HK Bank	Haitong Sec European Warrants Dec 2015 B	0.260	25.880	2015/12/31	80,000,000	2015/06/24
23096	J P Morgan SP BV	China COSCO European Warrants Jan 2017 A	0.150	6.800	2017/01/06	70,000,000	2015/06/24
23085	Macquarie Bank Ltd.	BOCL European Warrants Jan 2016 B	0.335	5.78 per unit	2016/01/05	30,000,000	2015/06/24
23092	Macquarie Bank Ltd.	China Life European Wts Jan 2016 C	0.400	35.880	2016/01/05	25,000,000	2015/06/24
23082	Standard Chartered Bank	CGS European Warrants Feb 2016 A	0.250	13.800	2016/02/22	100,000,000	2015/06/24
23084	Standard Chartered Bank	CITIC Sec European Wts Dec 2015 B	0.380	35.000	2015/12/28	80,000,000	2015/06/24
23083	Standard Chartered Bank	Haitong Sec Euro Wts Jan 2016 A	0.250	30.880	2016/01/11	80,000,000	2015/06/24
23093	UBS AG	China Life European Warrants Dec 2015 G	0.385	35.400	2015/12/01	100,000,000	2015/06/24
23094	UBS AG	Minsheng Bank European Warrants Dec 2015 A	0.820	11.68 per unit	2015/12/23	40,000,000	2015/06/24
23095	UBS AG	Minsheng Bank European Warrants Dec 2016 A	0.150	12.620	2016/12/19	70,000,000	2015/06/24
23102	UBS AG	HSI European Put Warrants Dec 2015 I	0.250	26,000 per 8,000 units	2015/12/30	300,000,000	2015/06/24
23132	Goldman Sachs SP (Asia)	China Mobile Euro Wts Dec 2015 A	0.805	100.000	2015/12/30	100,000,000	2015/06/25
23128	Goldman Sachs SP (Asia)	Ch Overseas European Wts Dec 2015 A	0.260	30.880	2015/12/30	68,000,000	2015/06/25
23130	Goldman Sachs SP (Asia)	HSBC European Warrants Dec 2015 B	0.388	73.880	2015/12/28	120,000,000	2015/06/25
23131	Goldman Sachs SP (Asia)	Tencent European Wt Dec 2015 C	1.345	168.000	2015/12/28	80,000,000	2015/06/25
23105	HK Bank	HS H-SHARE European Warrants Dec 2015 B	0.600	148.000	2015/12/31	50,000,000	2015/06/25
23104	HK Bank	HS H-SHARE European Warrants Mar 2017 A	0.150	154.98 per 100 units	2017/03/31	180,000,000	2015/06/25
23110	HK Bank	PetroChina European Warrants Dec 2015 C	0.550	8.88 per unit	2015/12/31	50,000,000	2015/06/25
23109	HK Bank	PICC Group European Warrants Dec 2015 B	0.350	5.38 per unit	2015/12/31	50,000,000	2015/06/25

Newly listed derivative warrants (continued)

Code	Issuer	Name of issue	Issue prices (HK\$)	Strike level/ Subscription price (HK\$) per 10 units	Subscription/ exercise period	Unit issued on initial listing	Listing date
23124	J P Morgan SP BV	BOCL European Warrants Nov 2015 C	0.217	5.58 per unit	2015/11/30	100,000,000	2015/06/25
23126	J P Morgan SP BV	Greatwall Motor European Wts Mar 2016 A	0.475	45.000	2016/03/02	80,000,000	2015/06/25
23122	SGA Societe Generale Acceptance N.V.	A50 Ch Eu Wt Feb 2016A	1.400	16.50 per unit	2016/02/03	50,000,000	2015/06/25
23119	SGA Societe Generale Acceptance N.V.	Ping An Eu Wt Jan 16 B	0.960	120.880	2016/01/06	60,000,000	2015/06/25
23118	UBS AG	CC Bank European Warrants Nov 2015 A	0.320	7.81 per unit	2015/11/23	100,000,000	2015/06/25
23103	UBS AG	HSI European Put Warrants Nov 2015 F	0.150	24,800 per 8,000 units	2015/11/27	300,000,000	2015/06/25
23111	UBS AG	Tencent Holdings European Warrants Nov 2015 A	1.300	165.100	2015/11/26	50,000,000	2015/06/25
23112	UBS AG	Tencent Holdings European Warrants Jan 2016 A	0.150	171.90 per 100 units	2016/01/22	500,000,000	2015/06/25
16256 [#]	Goldman Sachs SP (Asia)	CITIC European Warrants Oct 2015 A	0.150	14.280	2015/10/30	70,000,000	2015/06/25
23151	Credit Suisse AG	CC Bank European Warrants Nov 2015 C	0.410	7.80 per unit	2015/11/30	80,000,000	2015/06/26
23149	Credit Suisse AG	CITIC Sec European Warrants Dec 2015 B	0.420	30.880	2015/12/28	70,000,000	2015/06/26
23138	Credit Suisse AG	CSOP A50 ETF European Warrants Oct 2015 C	0.860	18 per unit	2015/10/30	80,000,000	2015/06/26
23139	Credit Suisse AG	A50 China European Warrants Nov 2015 C	0.800	16.80 per unit	2015/11/30	80,000,000	2015/06/26
23150	Credit Suisse AG	Haitong Sec European Warrants Dec 2015 B	0.300	25.280	2015/12/28	70,000,000	2015/06/26
23136	Credit Suisse AG	Kingsoft European Warrants Dec 2015 B	0.450	31.680	2015/12/28	70,000,000	2015/06/26
23148	Credit Suisse AG	Ping An European Warrants Oct 2015 E	0.650	115.000	2015/10/05	80,000,000	2015/06/26
23153	J P Morgan SP BV	CAM CSI300 European Warrants Feb 2016 A	0.359	66.880	2016/02/02	100,000,000	2015/06/26
23159	J P Morgan SP BV	China Life European Warrants Feb 2016 A	0.264	38.000	2016/02/02	100,000,000	2015/06/26
23161	J P Morgan SP BV	A50 China European Warrants Apr 2016 B	0.152	15.800	2016/04/01	200,000,000	2015/06/26
23157	J P Morgan SP BV	Ping An European Warrants Jan 2016 A	0.948	115.000	2016/01/04	150,000,000	2015/06/26
23160	J P Morgan SP BV	Sands China European Warrants Jan 2016 A	0.253	35.000	2016/01/29	100,000,000	2015/06/26
23135	Macquarie Bank Ltd.	Minsheng Bank European Wts Jan 2016 A	0.669	12.58 per unit	2016/01/05	15,000,000	2015/06/26
23145	Macquarie Bank Ltd.	KECL European Warrants Dec 2015 A	0.342	10.28 per unit	2015/12/02	30,000,000	2015/06/26
23133	Macquarie Bank Ltd.	Tencent European Warrants Apr 2016 A	0.167	170.08 per 100 units	2016/04/05	60,000,000	2015/06/26
23147	SGA Societe Generale Acceptance N.V.	Lenovo Eu Wt Apr 17 A	0.195	12.500	2017/04/03	60,000,000	2015/06/26
23143	UBS AG	CKP European Warrants Jan 2016 A	0.600	73.880	2016/01/05	50,000,000	2015/06/26
23140	UBS AG	China Life European Warrants Dec 2015 H	0.210	40.880	2015/12/15	100,000,000	2015/06/26
23142	UBS AG	China Life European Warrants Jan 2016 B	0.470	33.880	2016/01/08	100,000,000	2015/06/26
20200 [#]	J P Morgan SP BV	Galaxy Ent European Put Wts Oct 2015 B	0.167	30.000	2015/10/05	120,000,000	2015/06/26
21187 [#]	BOCI Asia Ltd.	CSOP A50 ETF European Warrants May 2016 A	0.160	17.880	2016/05/23	100,000,000	2015/06/26
23166	BOCI Asia Ltd.	CKP European Warrants Jan 2016 A	0.440	77.500	2016/01/06	100,000,000	2015/06/29
23171	BOCI Asia Ltd.	China Life European Warrants Dec 2015 D	0.290	36.880	2015/12/30	100,000,000	2015/06/29
23162	BOCI Asia Ltd.	PetroChina European Warrants Dec 2015 B	0.350	10.28 per unit	2015/12/28	100,000,000	2015/06/29
23177	Goldman Sachs SP (Asia)	Ch Comm Cons Euro Wts Feb 2016 A	0.174	15.000	2016/02/29	200,000,000	2015/06/29
23175	Goldman Sachs SP (Asia)	Ch Comm Cons Euro Wts Jun 2016 A	0.273	12.880	2016/06/29	80,000,000	2015/06/29
23181	Goldman Sachs SP (Asia)	CKP European Warrants Dec 2017 A	0.150	70 per 100 units	2017/12/14	200,000,000	2015/06/29
23180	Goldman Sachs SP (Asia)	JIANC European Warrants Mar 2016 A	0.252	13.800	2016/03/30	80,000,000	2015/06/29
23179	Goldman Sachs SP (Asia)	Lenovo European Wts Nov 2016 A	0.150	13.500	2016/11/29	80,000,000	2015/06/29
23182	Goldman Sachs SP (Asia)	PICC Group European Wts Dec 2015 A	0.528	5.28 per unit	2015/12/30	50,000,000	2015/06/29
23188	J P Morgan SP BV	China Mob European Wts Jan 2016 B	0.415	113.880	2016/01/04	100,000,000	2015/06/29
23189	J P Morgan SP BV	CSOP A50 ETF European Warrants Feb 2016 A	0.151	17.880	2016/02/29	200,000,000	2015/06/29
23172	Macquarie Bank Ltd.	CSOP A50 ETF European Wts Nov 2015 A	0.402	21.88 per unit	2015/11/03	25,000,000	2015/06/29
23173	Macquarie Bank Ltd.	A50 China European Warrants Dec 2015 A	0.286	22.88 per unit	2015/12/02	35,000,000	2015/06/29

Newly listed derivative warrants (continued)

Code	Issuer	Name of issue	Issue prices (HK\$)	Strike level/ Subscription price (HK\$) per 10 units	Subscription/ exercise period	Unit issued on initial listing	Listing date
23174	Macquarie Bank Ltd.	Tencent European Warrants Jan 2016 A	0.667	209.880	2016/01/05	15,000,000	2015/06/29
23183	SGA Societe Generale Acceptance N.V.	CGS Euro Wts Mar 16 A	0.250	10.000	2016/03/03	60,000,000	2015/06/29
23184	SGA Societe Generale Acceptance N.V.	CITIC Sec Eu Wt Jan16A	0.485	29.000	2016/01/06	25,000,000	2015/06/29
23185	SGA Societe Generale Acceptance N.V.	HSBC Eu Wt Jan 2016 E	0.400	73.880	2016/01/06	100,000,000	2015/06/29
23191	UBS AG	BOCL European Warrants Oct 2015 B	0.230	5.49 per unit	2015/10/30	80,000,000	2015/06/29
23192	UBS AG	CC Bank European Warrants Nov 2015 B	0.160	8.89 per unit	2015/11/16	100,000,000	2015/06/29
23198	UBS AG	CSOP A50 ETF European Warrants Jun 2016 C	0.150	21.350	2016/06/23	300,000,000	2015/06/29
23199	UBS AG	HKEx European Warrants Mar 2016 B	0.340	338.88 per 100 units	2016/03/21	300,000,000	2015/06/29
23190	UBS AG	ICBC European Warrants Oct 2015 A	0.150	7.46 per unit	2015/10/30	80,000,000	2015/06/29
23195	UBS AG	Ping An European Warrants Nov 2015 C	0.560	123.980	2015/11/04	100,000,000	2015/06/29
23197	UBS AG	Ping An European Put Warrants Oct 2015 D	0.480	95.050	2015/10/28	70,000,000	2015/06/29
22177#	BOCI Asia Ltd.	Tencent Holdings European Wts Apr 2016 B	0.199	170 per 100 units	2016/04/25	100,000,000	2015/06/29
26001#	Standard Chartered Bank	BYD European Warrants Dec 2016 A	0.159	46.90 per 100 units	2016/12/20	80,000,000	2015/06/29
23218	Credit Suisse AG	CAM CSI300 European Warrants Oct 2015 A	0.320	64.900	2015/10/30	60,000,000	2015/06/30
23213	Goldman Sachs SP (Asia)	CSOP A50 ETF Euro Wts Dec 2015 B	1.514	16.28 per unit	2015/12/31	80,000,000	2015/06/30
23209	Goldman Sachs SP (Asia)	A50 China European Wts Dec 2015 E	1.515	14.88 per unit	2015/12/31	80,000,000	2015/06/30
23211	Goldman Sachs SP (Asia)	A50 China European Wts Dec 2015 F	1.143	16 per unit	2015/12/31	80,000,000	2015/06/30
23221	Goldman Sachs SP (Asia)	A50 China European Wts Dec 2015 G	0.152	15.280	2015/12/01	80,000,000	2015/06/30
23204	HK Bank	CGS European Warrants Jul 2016 B	0.250	12.380	2016/07/29	100,000,000	2015/06/30
23205	HK Bank	CITIC Sec European Warrants Dec 2015 A	0.300	30.880	2015/12/31	80,000,000	2015/06/30
23202	HK Bank	China Shenhua European Warrants Dec 2015 A	0.180	20.900	2015/12/31	100,000,000	2015/06/30
23200	HK Bank	Ping An European Warrants Dec 2015 D	0.700	120.880	2015/12/31	60,000,000	2015/06/30
23208	HK Bank	Shanghai Electric European Warrants Sep 2016 A	0.250	7.880	2016/09/30	100,000,000	2015/06/30
23219	J P Morgan SP BV	Chsouthcity European Warrants Feb 2016 A	0.386	3.28 per unit	2016/02/02	60,000,000	2015/06/30
23217	Macquarie Bank Ltd.	HSBC European Warrants Nov 2015 A	0.373	75.880	2015/11/03	27,000,000	2015/06/30
23216	Macquarie Bank Ltd.	HSBC European Warrants Jan 2016 C	0.290	84.800	2016/01/05	35,000,000	2015/06/30
23214	Macquarie Bank Ltd.	Tencent European Warrants Jan 2016 B	0.835	179.880	2016/01/05	12,000,000	2015/06/30
23215	SGA Societe Generale Acceptance NV	Ali Pictures Eu Wt Jul17A	0.250	4.000	2017/07/05	200,000,000	2015/06/30
10348	SGA Societe Generale Acceptance NV	Nikkei 225 Eu Wt Jun 16 A	0.250	23,000 per 400 units	2016/06/10	150,000,000	2015/06/30
23226	UBS AG	Ch Comm Cons European Warrants Mar 2016 B	0.250	14.880	2016/03/31	70,000,000	2015/06/30
23224	UBS AG	China Mobile European Put Warrants Dec 2015 B	0.430	86.000	2015/12/29	100,000,000	2015/06/30
23225	UBS AG	CSOP A50 ETF European Warrants Jun 2016 D	0.180	20.050	2016/06/24	300,000,000	2015/06/30
23242	BNP Paribas Arbit Issu B.V.	CSOP A50 ETF Eu Wts Mar 2016 A	0.250	15.800	2016/03/02	100,000,000	2015/07/02
23245	BNP Paribas Arbit Issu B.V.	A50 China Euro Wts Dec 2015 A	0.150	15.300	2015/12/02	100,000,000	2015/07/02
23243	BNP Paribas Arbit Issu B.V.	HKEx European Wts Jan 2016 D	0.330	328 per 100 units	2016/01/05	100,000,000	2015/07/02
23262	Goldman Sachs SP (Asia)	China Cinda Euro Wts Apr 2017 A	0.150	4.880	2017/04/28	300,000,000	2015/07/02
23237	Goldman Sachs SP (Asia)	China Mobile Euro Wts Jan 2016 B	0.456	123.880	2016/01/04	80,000,000	2015/07/02
23233	Goldman Sachs SP (Asia)	China Mobile Euro Wts Jul 2017 A	0.150	113.88 per 100 units	2017/07/18	500,000,000	2015/07/02
23259	Goldman Sachs SP (Asia)	CSOP A50 ETF Euro Wts Jan 2016 A	1.178	18.18 per unit	2016/01/04	50,000,000	2015/07/02
23260	Goldman Sachs SP (Asia)	Guotai Junani European Wts Mar16A	0.250	6.080	2016/03/30	150,000,000	2015/07/02
23238	Goldman Sachs SP (Asia)	HSBC European Warrants Jan 2016 B	0.250	88.380	2016/01/04	150,000,000	2015/07/02
23231	Macquarie Bank Ltd.	Ali Pictures European Warrants Dec17 A	0.250	4.280	2017/12/04	40,000,000	2015/07/02
23258	Macquarie Bank Ltd.	CITIC Bank European Wts Jan 2016 B	0.589	7.28 per unit	2016/01/05	17,000,000	2015/07/02

Newly listed derivative warrants (continued)

Code	Issuer	Name of issue	Issue prices (HK\$)	Strike level/ Subscription price (HK\$) per 10 units	Subscription/ exercise period	Unit issued on initial listing	Listing date
23240	Macquarie Bank Ltd.	China Life European Wts Jan 2016 D	0.200	42.850	2016/01/05	50,000,000	2015/07/02
23227	Macquarie Bank Ltd.	Galaxy Ent European Put Wts Jan 2016 A	0.250	28.880	2016/01/04	40,000,000	2015/07/02
23251	Macquarie Bank Ltd.	Sands China European Put Wts Mar 2016 A	0.250	23.880	2016/03/02	40,000,000	2015/07/02
23239	Macquarie Bank Ltd.	Tencent European Warrants Jan 2016 C	0.560	239.880	2016/01/05	18,000,000	2015/07/02
23228	Macquarie Bank Ltd.	Xinyi Glass European Wts Jun 2016 A	0.501	5.88 per unit	2016/06/02	20,000,000	2015/07/02
23250	Standard Chartered Bank	China Mobile Euro Wts Dec 2015 A	0.600	108.000	2015/12/24	80,000,000	2015/07/02
23246	Standard Chartered Bank	A50 China Euro Warrants Jun 2016 A	0.150	17.880	2016/06/03	100,000,000	2015/07/02
23247	Standard Chartered Bank	HS H-SHARE European Wts Dec 2015 B	0.630	145.000	2015/12/24	50,000,000	2015/07/02
23249	Standard Chartered Bank	PetroChina European Wts Dec 2015 A	0.430	9.51 per unit	2015/12/29	60,000,000	2015/07/02
23254	SGA Societe Generale Acceptance N.V.	Stanchart Eu Wt Mar 16 A	1.670	130.000	2016/03/03	6,000,000	2015/07/02
23257	SGA Societe Generale Acceptance N.V.	Tencent Eu Wt Jan 16 C	1.230	188.880	2016/01/06	50,000,000	2015/07/02
19052#	Credit Suisse AG	A50 China European Warrants Nov 2015 B	0.103	15.080	2015/11/30	150,000,000	2015/07/02
21402#	Credit Suisse AG	Ping An European Warrants Jun 2016 A	0.122	113 per 100 units	2016/06/30	150,000,000	2015/07/02
23264	BOCI Asia Ltd.	Galaxy Ent European Warrants Dec 2015 A	0.340	37.270	2015/12/24	100,000,000	2015/07/03
23265	BOCI Asia Ltd.	Galaxy Ent European Put Warrants Dec 2015 B	0.290	30.880	2015/12/14	100,000,000	2015/07/03
23266	BOCI Asia Ltd.	Tencent Holdings European Wts Mar 2016 A	0.180	185 per 100 units	2016/03/21	100,000,000	2015/07/03
23275	BNP Paribas Arbit Issu B.V.	CITIC Euro Warrants Feb 2016 A	0.250	14.800	2016/02/02	100,000,000	2015/07/03
23273	BNP Paribas Arbit Issu B.V.	HS H-SHARE Euro Wts Jan 2016 B	0.330	172.000	2016/01/05	50,000,000	2015/07/03
23274	BNP Paribas Arbit Issu B.V.	ICBC European Wts Feb 2016 A	0.340	7.50 per unit	2016/02/02	80,000,000	2015/07/03
23272	BNP Paribas Arbit Issu B.V.	Ping An European Wt Aug 2016 A	0.190	116.90 per 100 units	2016/08/02	150,000,000	2015/07/03
23276	BNP Paribas Arbit Issu B.V.	Sands China Euro Wt Jan 2016 A	0.250	33.880	2016/01/05	60,000,000	2015/07/03
23267	Credit Suisse AG	AIA European Put Warrants Jan 2016 A	0.250	46.600	2016/01/04	50,000,000	2015/07/03
23268	HK Bank	Foxconn European Warrants Jan 2016 A	0.250	5.80 per unit	2016/01/04	50,000,000	2015/07/03
23269	HK Bank	SMIC European Warrants Jun 2016 A	0.250	1.08 per unit	2016/06/30	80,000,000	2015/07/03
23271	HK Bank	Tencent European Warrants Nov 2015 A	0.900	194.980	2015/11/30	50,000,000	2015/07/03
23298	J P Morgan SP BV	China Shenhua European Wts Apr 2016 A	0.252	20.000	2016/04/29	100,000,000	2015/07/03
23263	Macquarie Bank Ltd.	CGS European Warrants Jul 2016 A	0.250	13.880	2016/07/05	50,000,000	2015/07/03
23278	Macquarie Bank Ltd.	CITIC Sec European Warrants Mar 2016 A	0.500	40.880	2016/03/02	20,000,000	2015/07/03
23279	Macquarie Bank Ltd.	Tencent European Put Wts Jan 2016 D	0.667	145.080	2016/01/05	15,000,000	2015/07/03
23277	Standard Chartered Bank	CGN Power European Warrants Dec15A	0.400	5.21 per unit	2015/12/28	50,000,000	2015/07/03
23285	UBS AG	Agricultural Bank European Warrants Jan 2016 A	0.230	4.89 per unit	2016/01/07	50,000,000	2015/07/03
23290	UBS AG	BankComm European Warrants Dec 2015 A	0.680	9.01 per unit	2015/12/22	40,000,000	2015/07/03
23283	UBS AG	CITIC Bank European Warrants Dec 2015 B	0.590	7.01 per unit	2015/12/11	40,000,000	2015/07/03
23293	UBS AG	CITIC Sec European Warrants Nov 2015 B	0.470	33.930	2015/11/30	70,000,000	2015/07/03
23292	UBS AG	CM Bank European Warrants Dec 2015 A	0.230	26.930	2015/12/23	100,000,000	2015/07/03
23289	UBS AG	CSOP A50 ETF European Warrants Jan 2016 A	1.730	18.38 per unit	2016/01/11	80,000,000	2015/07/03
23288	UBS AG	Guotai Junani European Warrants Jan 2016 A	1.550	6.38 per unit	2016/01/11	20,000,000	2015/07/03
23294	UBS AG	Haitong Sec European Warrants Dec 2015 B	0.420	25.930	2015/12/28	70,000,000	2015/07/03
23281	UBS AG	Tencent Holdings European Warrants Mar 2016 C	0.170	203.20 per 100 units	2016/03/29	500,000,000	2015/07/03
23325	Credit Suisse AG	Ch Overseas European Warrants Dec 2015 B	0.240	30.000	2015/12/30	70,000,000	2015/07/06
23326	Credit Suisse AG	China Vanke European Warrants Jan 2016 A	0.270	20.280	2016/01/05	70,000,000	2015/07/06
23328	Credit Suisse AG	Wanda Comm European Warrants Jan 2016 A	0.880	77.800	2016/01/05	70,000,000	2015/07/06
23347	Bank of East Asia	Haitong Sec European Warrants Feb 2016 A	0.250	30.000	2016/02/02	40,000,000	2015/07/06

Newly listed derivative warrants (continued)

Code	Issuer	Name of issue	Issue prices (HK\$)	Strike level/ Subscription price (HK\$) per 10 units	Subscription/ exercise period	Unit issued on initial listing	Listing date
23336	J P Morgan SP BV	Anhui Conch European Warrants Feb 2016 A	0.250	31.880	2016/02/02	80,000,000	2015/07/06
23343	J P Morgan SP BV	CC Bank European Wts Nov 2015 C	0.345	7.80 per unit	2015/11/30	100,000,000	2015/07/06
23338	J P Morgan SP BV	CGN Power European Warrants Dec 2016 A	0.150	4.880	2016/12/30	100,000,000	2015/07/06
23341	J P Morgan SP BV	CPIC European Warrants Feb 2016 A	0.375	42.880	2016/02/02	100,000,000	2015/07/06
23330	J P Morgan SP BV	CSOP A50 ETF European Warrants Jan 2016 A	0.839	17.50 per unit	2016/01/05	100,000,000	2015/07/06
23331	J P Morgan SP BV	HS H-SHARE European Warrants Mar 2017 A	0.151	155 per 100 units	2017/03/30	200,000,000	2015/07/06
23329	J P Morgan SP BV	HSI European Warrants Feb 2016 A	0.251	29,000 per 6,000 units	2016/02/26	300,000,000	2015/07/06
23340	J P Morgan SP BV	China Vanke European Warrants Mar 2016 A	0.254	21.500	2016/03/01	80,000,000	2015/07/06
23305	Macquarie Bank Ltd.	CAM CSI300 European Wts Feb 2016 A	0.400	75.880	2016/02/02	25,000,000	2015/07/06
23299	Macquarie Bank Ltd.	China Shenhua European Wts Feb 2016 A	0.250	19.980	2016/02/02	40,000,000	2015/07/06
23302	Macquarie Bank Ltd.	China Tel European Warrants Mar 2016 A	0.251	6.88 per unit	2016/03/02	40,000,000	2015/07/06
23300	Macquarie Bank Ltd.	Stanchart European Warrants Mar 2016 A	0.627	159.880	2016/03/02	16,000,000	2015/07/06
23308	Standard Chartered Bank	Anhui Conch Euro Wts Jan 2016 A	0.150	35.050	2016/01/26	80,000,000	2015/07/06
23344	Standard Chartered Bank	CAM CSI300 European Wts Feb 2016 A	0.420	60.000	2016/02/15	100,000,000	2015/07/06
23307	Standard Chartered Bank	CITIC Bank European Wts Jan 2016 A	0.250	8.35 per unit	2016/01/08	80,000,000	2015/07/06
23323	UBS AG	Anhui Conch European Warrants Jan 2016 A	0.250	33.880	2016/01/11	70,000,000	2015/07/06
23322	UBS AG	CAM CSI300 European Warrants Jan 2016 A	0.620	60.880	2016/01/11	40,000,000	2015/07/06
23319	UBS AG	A50 China European Warrants Mar 2016 C	0.190	14.820	2016/03/24	300,000,000	2015/07/06
23320	UBS AG	HSBC European Warrants Jan 2016 B	0.270	78.880	2016/01/11	100,000,000	2015/07/06
23317	UBS AG	HSI European Warrants Jan 2016 C	0.150	29,400 per 7,500 units	2016/01/28	300,000,000	2015/07/06
23316	UBS AG	HSI European Put Warrants Jan 2016 B	0.250	25,200 per 7,000 units	2016/01/28	300,000,000	2015/07/06
23324	UBS AG	Ping An European Warrants Dec 2015 C	1.020	115.100	2015/12/24	100,000,000	2015/07/06
23311	UBS AG	China Vanke European Warrants Jan 2016 A	0.355	18.880	2016/01/11	100,000,000	2015/07/06
13889 [#]	Credit Suisse AG	HSBC European Wts Mar 2016	0.024	78.05 per 100 units	2016/03/30	500,000,000	2015/07/06
19049 [#]	Credit Suisse AG	CSOP A50 ETF European Warrants Oct 2015 A	0.108	15.880	2015/10/30	150,000,000	2015/07/06
23405	BNP Paribas Arbit Issu B.V.	CAM CSI300 Euro Wts Feb 2016 A	0.270	66.000	2016/02/02	40,000,000	2015/07/07
23400	BNP Paribas Arbit Issu B.V.	CC Bank Euro Wts Feb 2016 A	0.550	7.60 per unit	2016/02/02	50,000,000	2015/07/07
23396	BNP Paribas Arbit Issu B.V.	CNOOC European Wts Jan 2016 A	0.490	12.50 per unit	2016/01/05	40,000,000	2015/07/07
23451	BNP Paribas Arbit Issu B.V.	CRRC European Wts Feb 2016 A	0.340	12.000	2016/02/02	50,000,000	2015/07/07
23395	BNP Paribas Arbit Issu B.V.	Tencent Hldgs Eu Wt Feb 2016 A	0.250	150 per 100 units	2016/02/02	100,000,000	2015/07/07
23465	Credit Suisse AG	CAM CSI300 European Warrants Jan 2016 A	0.560	56.800	2016/01/11	70,000,000	2015/07/07
23373	Credit Suisse AG	China Cinda European Warrants Jan 2016 A	0.310	4.88 per unit	2016/01/11	70,000,000	2015/07/07
23457	Credit Suisse AG	CITIC European Warrants Jan 2016 B	0.180	14.900	2016/01/29	70,000,000	2015/07/07
23366	Credit Suisse AG	China Mobile European Warrants Jan 2016 A	0.720	102.800	2016/01/11	80,000,000	2015/07/07
23369	Credit Suisse AG	China Railway European Warrants Sep 2016A	0.250	9.300	2016/09/30	70,000,000	2015/07/07
23459	Credit Suisse AG	CRCC European Warrants Feb 2016 A	0.200	13.900	2016/02/29	70,000,000	2015/07/07
23361	Credit Suisse AG	CRRC European Warrants Jan 2016 A	0.250	12.980	2016/01/11	70,000,000	2015/07/07
23456	Credit Suisse AG	China Shenhua European Wts May 2016 A	0.180	18.900	2016/05/30	70,000,000	2015/07/07
23362	Credit Suisse AG	Fosun Intl European Warrants Jan 2016 A	0.250	20.880	2016/01/11	70,000,000	2015/07/07
23363	Credit Suisse AG	Galaxy Ent European Warrants Jan 2016 A	0.380	33.300	2016/01/11	80,000,000	2015/07/07
23372	Credit Suisse AG	HKEx European Warrants Dec 2015 H	0.350	280 per 100 units	2015/12/30	150,000,000	2015/07/07
23365	Credit Suisse AG	HSBC European Wts Jan 2016 B	0.450	70.800	2016/01/11	80,000,000	2015/07/07
23466	Credit Suisse AG	HSCEI European Warrants Nov 2015 C	0.150	13,500 per 4,500 units	2015/11/27	128,000,000	2015/07/07

Newly listed derivative warrants (continued)

Code	Issuer	Name of issue	Issue prices (HK\$)	Strike level/ Subscription price (HK\$) per 10 units	Subscription/ exercise period	Unit issued on initial listing	Listing date
23471	Credit Suisse AG	HSCEI European Put Warrants Dec 2015 E	0.160	11,600 per 4,000 units	2015/12/30	128,000,000	2015/07/07
23367	Credit Suisse AG	Haitong Sec European Warrants Jan 2016 A	0.350	22.000	2016/01/11	70,000,000	2015/07/07
23352	Credit Suisse AG	Ping An European Warrants Aug 2016 B	0.150	108.90 per 100 units	2016/08/01	150,000,000	2015/07/07
23371	Credit Suisse AG	Tencent Holdings European Wts Nov 2015 C	1.100	165.000	2015/11/30	80,000,000	2015/07/07
23370	Credit Suisse AG	Tencent Holdings European Wts Feb 2016 D	0.170	160 per 100 units	2016/02/29	150,000,000	2015/07/07
23454	Goldman Sachs SP (Asia)	CAM CSI300 European Wts Jan 2016 A	0.455	58.880	2016/01/08	60,000,000	2015/07/07
23435	Goldman Sachs SP (Asia)	CC Bank European Wts Jan 2016 A	0.524	7.38 per unit	2016/01/08	100,000,000	2015/07/07
23437	Goldman Sachs SP (Asia)	China Life Euro Wts Nov 2015 B	0.303	34.300	2015/11/25	100,000,000	2015/07/07
23441	Goldman Sachs SP (Asia)	Fosun Intl European Wts Feb 2016 A	0.348	17.680	2016/02/02	50,000,000	2015/07/07
23411	Goldman Sachs SP (Asia)	HSCEI European Warrants Nov 2015 C	0.154	13,488 per 4,500 units	2015/11/27	200,000,000	2015/07/07
23412	Goldman Sachs SP (Asia)	HSCEI European Put Wts Dec 2015 G	0.154	11,598 per 4,000 units	2015/12/30	200,000,000	2015/07/07
23410	Goldman Sachs SP (Asia)	HSI European Warrants Nov 2015 E	0.236	26,100 per 6,000 units	2015/11/27	200,000,000	2015/07/07
23438	Goldman Sachs Sp (Asia)	ICBC European Warrants Jan 2016 A	0.388	6.68 per unit	2016/01/07	80,000,000	2015/07/07
23349	Macquarie Bank Ltd.	CRRC European Warrants Mar 2017 A	0.500	16.880	2017/03/02	20,000,000	2015/07/07
23348	Macquarie Bank Ltd.	Tencent European Warrants Jul 2016 B	0.204	180.08 per 100 units	2016/07/05	60,000,000	2015/07/07
23356	Standard Chartered Bank	CRRC European Warrants Jan 2016 A	0.250	13.800	2016/01/18	100,000,000	2015/07/07
23360	SGA Societe Generale Acceptance N.V.	CAM CSI300 Eu Wt Jan16B	0.465	55.880	2016/01/06	50,000,000	2015/07/07
23359	SGA Societe Generale Acceptance N.V	HS H-SHARE Eu Wts Feb16A	1.150	130.000	2016/02/03	50,000,000	2015/07/07
23358	SGA Societe Generale Acceptance N.V.	Ping An Eu Wt Jan 16 C	1.000	108.000	2016/01/06	60,000,000	2015/07/07
23432	UBS AG	CC Bank European Warrants Jan 2016 A	0.360	8.38 per unit	2016/01/18	100,000,000	2015/07/07
23429	UBS AG	CSOP A50 ETF European Warrants Oct 2016 A	0.290	15.020	2016/10/31	300,000,000	2015/07/07
23427	UBS AG	HSCEI European Warrants Nov 2015 C	0.150	13,500 per 4,500 units	2015/11/27	100,000,000	2015/07/07
23424	UBS AG	HSCEI European Warrants Feb 2016 A	0.150	15,200 per 4,000 units	2016/02/26	100,000,000	2015/07/07
23428	UBS AG	HSCEI European Put Warrants Mar 2016 C	0.255	11,200 per 4,000 units	2016/03/30	100,000,000	2015/07/07
23415	UBS AG	HSI European Warrants Nov 2015 G	0.227	26,900 per 5,000 units	2015/11/27	300,000,000	2015/07/07
23416	UBS AG	HSI European Warrants Dec 2015 J	0.150	28,000 per 8,000 units	2015/12/30	300,000,000	2015/07/07
23417	UBS AG	HSI European Put Warrants Jan 2016 D	0.250	24,000 per 7,000 units	2016/01/28	300,000,000	2015/07/07
23423	UBS AG	HSI European Put Warrants Jan 2016 E	0.250	24,600 per 8,000 units	2016/01/28	300,000,000	2015/07/07
23430	UBS AG	ICBC European Warrants Dec 2015 C	0.430	6.69 per unit	2015/12/29	100,000,000	2015/07/07
23431	UBS AG	ICBC European Warrants Jan 2016 A	0.550	6.38 per unit	2016/01/06	100,000,000	2015/07/07
23434	UBS AG	SPDR Gold Trust European Warrants Feb 2016 A	0.360	1,088 per 100 units	2016/02/29	50,000,000	2015/07/07
17477#	Credit Suisse AG	CNOOC European Warrants Oct 2015 B	0.050	11.400	2015/10/26	200,000,000	2015/07/07
23504	Credit Suisse AG	CGS European Warrants Dec 2015 A	0.150	10.600	2015/12/30	70,000,000	2015/07/08
23512	Credit Suisse AG	CITIC Bank European Warrants Dec 2015 A	0.360	7.01 per unit	2015/12/11	70,000,000	2015/07/08
23515	Credit Suisse AG	GCL-Poly Energy European Wts Jan 2016 A	0.300	1.99 per unit	2016/01/11	70,000,000	2015/07/08
23518	Credit Suisse AG	HS H-SHARE European Warrants Nov 2015 A	0.770	140.000	2015/11/27	70,000,000	2015/07/08
23516	Credit Suisse AG	Sands China European Warrants Jan 2016 A	0.250	28.800	2016/01/11	70,000,000	2015/07/08
23514	Credit Suisse AG	Shimao Property European Warrants Jan16 A	0.150	17.000	2016/01/28	70,000,000	2015/07/08
23500	Goldman Sachs SP (Asia)	CRRC European Warrants Jan 2016 A	0.255	12.280	2016/01/11	80,000,000	2015/07/08
23502	Goldman Sachs SP (Asia)	CRRC European Warrants Mar 2016 A	0.266	13.880	2016/03/30	80,000,000	2015/07/08
23505	Goldman Sachs SP (Asia)	HKEx European Warrants Jan 2016 B	0.460	262 per 100 units	2016/01/29	200,000,000	2015/07/08
23498	Goldman Sachs SP (Asia)	HS H-SHARE European Wts Jan 2017 A	0.161	140.80 per 100 units	2017/01/18	200,000,000	2015/07/08
23499	Goldman Sachs SP (Asia)	HS H-SHARE European Wts Mar 2017 A	0.150	150 per 100 units	2017/03/30	200,000,000	2015/07/08

Newly listed derivative warrants (continued)

Code	Issuer	Name of issue	Issue prices (HK\$)	Strike level/ Subscription price (HK\$) per 10 units	Subscription/ exercise period	Unit issued on initial listing	Listing date
23503	Goldman Sachs SP (Asia)	HSI European Put Wts Nov 2015 F	0.150	24,800 per 8,000 units	2015/11/27	200,000,000	2015/07/08
23497	HK Bank	CC Bank European Warrants Jan 2016 A	0.500	7.58 per unit	2016/01/29	50,000,000	2015/07/08
23490	HK Bank	China Life European Warrants Jan 2016 A	0.330	36.180	2016/01/29	80,000,000	2015/07/08
23492	HK Bank	Ping An European Warrants Jan 2016 A	1.000	109.880	2016/01/29	80,000,000	2015/07/08
23494	HK Bank	Tencent European Warrants Jan 2016 A	1.380	165.880	2016/01/29	80,000,000	2015/07/08
23473	Macquarie Bank Ltd.	BOCL European Warrants Feb 2016 B	0.456	5.38 per unit	2016/02/02	22,000,000	2015/07/08
23475	Macquarie Bank Ltd.	China Life European Wts Feb 2016 C	0.435	33.080	2016/02/02	23,000,000	2015/07/08
23507	SGA Societe Generale Acceptance N.V.	CRRC Euro Wts Feb 16 A	0.250	14.280	2016/02/03	60,000,000	2015/07/08
23509	SGA Societe Generale Acceptance N.V.	HKEx Eu Wt Feb 2016 D	0.430	268 per 100 units	2016/02/03	200,000,000	2015/07/08
23510	UBS AG	CC Bank European Warrants Jan 2016 B	0.730	7.38 per unit	2016/01/25	100,000,000	2015/07/08
19095#	BOCI Asia Ltd.	CSOP A50 ETF European Warrants Apr 2016 A	0.142	17.000	2016/04/25	100,000,000	2015/07/08
23525	BNP Paribas Arbit Issu B.V.	Ch Comm Cons Eur Wt Mar 2016 A	0.210	13.500	2016/03/02	100,000,000	2015/07/09
23530	BNP Paribas Arbit Issu B.V.	Ch Ship Cont Eur Wt Feb 2016 A	0.600	3.28 per unit	2016/02/02	40,000,000	2015/07/09
23529	BNP Paribas Arbit Issu B.V.	GCL-Poly Euro Wts Feb 2016 A	0.370	2 per unit	2016/02/02	50,000,000	2015/07/09
23521	BNP Paribas Arbit Issu B.V.	Li & Fung Euro Wts Feb 2016 A	0.570	7 per unit	2016/02/02	30,000,000	2015/07/09
23528	BNP Paribas Arbit Issu B.V.	Sh Pharma Euro Wts Feb 2016 A	0.390	22.000	2016/02/02	50,000,000	2015/07/09
23536	Credit Suisse AG	CSOP A50 ETF European Warrants Feb 2016 A	0.190	15.820	2016/02/26	150,000,000	2015/07/09
23534	Credit Suisse AG	Galaxy Ent European Put Wts Dec 2015 D	0.250	30.850	2015/12/01	60,000,000	2015/07/09
23520	Credit Suisse AG	Sands China European Put Wts Jan 2016 B	0.390	27.000	2016/01/11	60,000,000	2015/07/09
23572	J P Morgan SP BV	CAM CSI300 European Warrants Mar 2016 A	0.375	62.500	2016/03/01	100,000,000	2015/07/09
23566	J P Morgan SP BV	CGN Power European Warrants Feb 2016 A	0.803	4.60 per unit	2016/02/02	60,000,000	2015/07/09
23563	J P Morgan SP BV	CITIC Bank European Warrants Feb 2016 B	0.423	6.88 per unit	2016/02/02	100,000,000	2015/07/09
23567	J P Morgan SP BV	CITIC European Warrants Feb 2016 A	0.151	15.690	2016/02/02	100,000,000	2015/07/09
23564	J P Morgan SP BV	CM Bank European Warrants Feb 2016 B	0.251	24.880	2016/02/02	100,000,000	2015/07/09
23570	J P Morgan SP BV	A50 China European Warrants Jan 2016 B	1.042	16 per unit	2016/01/04	100,000,000	2015/07/09
23561	J P Morgan SP BV	Galaxy Ent European Warrants Feb 2016 A	0.252	42.500	2016/02/02	100,000,000	2015/07/09
23562	J P Morgan SP BV	Galaxy Ent European Put Wts Feb 2016 B	0.253	30.880	2016/02/02	100,000,000	2015/07/09
23558	J P Morgan SP BV	HSCEI European Wts Feb 2016 E	0.176	14,400 per 4,000 units	2016/02/26	200,000,000	2015/07/09
23557	J P Morgan SP BV	HSI European Warrants Feb 2016 C	0.250	27,600 per 7,000 units	2016/02/26	300,000,000	2015/07/09
23565	J P Morgan SP BV	ICBC European Warrants Jan 2016 C	0.386	6.68 per unit	2016/01/04	100,000,000	2015/07/09
23568	J P Morgan SP BV	Ping An European Warrants Feb 2016 B	0.555	123.000	2016/02/02	100,000,000	2015/07/09
23573	J P Morgan SP BV	Sands China European Put Wts Feb 2016 B	0.251	25.880	2016/02/02	100,000,000	2015/07/09
23542	Macquarie Bank Ltd.	CC Bank European Warrants Feb 2016 A	0.327	9.48 per unit	2016/02/02	31,000,000	2015/07/09
23543	Macquarie Bank Ltd.	CPIC European Warrants Mar 2016 A	0.400	43.880	2016/03/02	25,000,000	2015/07/09
23540	Macquarie Bank Ltd.	GAC European Wts Apr 2018 A	0.250	8.880	2018/04/04	40,000,000	2015/07/09
23539	Macquarie Bank Ltd.	Haitong Sec European Wts Feb 2016 A	0.274	28.880	2016/02/02	37,000,000	2015/07/09
23537	Macquarie Bank Ltd.	Lenovo European Warrants Oct 2017 A	0.250	12.880	2017/10/03	40,000,000	2015/07/09
23541	Macquarie Bank Ltd.	Sands China European Wts Apr 2016 A	0.250	39.880	2016/04/05	40,000,000	2015/07/09
23544	Standard Chartered Bank	CSOP A50 ETF Euro Wts Apr 2016 A	0.150	17.020	2016/04/18	100,000,000	2015/07/09
23545	Standard Chartered Bank	A50 China Euro Warrants Jun 2016 B	0.150	15.270	2016/06/27	100,000,000	2015/07/09
23533	SGA Societe Generale Acceptance NV	HSCEI Eu Put Wt Dec 2015G	0.150	11,600 per 4,000 units	2015/12/30	150,000,000	2015/07/09
23519	SGA Societe Generale Acceptance N.V.	HSI Eu Put Wt Jan 16 F	0.250	25,000 per 7,000 units	2016/01/28	150,000,000	2015/07/09
23546	UBS AG	CAM CSI300 European Warrants Dec 2015 A	0.600	56.330	2015/12/28	40,000,000	2015/07/09

Newly listed derivative warrants (continued)

Code	Issuer	Name of issue	Issue prices (HK\$)	Strike level/ Subscription price (HK\$) per 10 units	Subscription/ exercise period	Unit issued on initial listing	Listing date
23552	UBS AG	CSOP A50 ETF European Warrants Apr 2016 A	0.160	17.020	2016/04/18	300,000,000	2015/07/09
23554	UBS AG	Galaxy Ent European Put Warrants Nov 2015 B	0.400	33.830	2015/11/24	60,000,000	2015/07/09
23553	UBS AG	HKEx European Warrants Dec 2015 J	0.290	268.20 per 100 units	2015/12/02	300,000,000	2015/07/09
23555	UBS AG	Sands China European Put Warrants Jan 2016 B	0.375	28.880	2016/01/08	60,000,000	2015/07/09
23556	UBS AG	Wynn Macau European Warrants Oct 2016 A	0.250	19.880	2016/10/07	40,000,000	2015/07/09
23580	BOCI Asia Ltd.	China Life European Warrants Jan 2016 A	0.360	34.880	2016/01/18	100,000,000	2015/07/10
23581	BOCI Asia Ltd.	CSOP A50 ETF European Warrants Mar 2016 B	0.170	15.800	2016/03/07	100,000,000	2015/07/10
23582	BOCI Asia Ltd.	CSOP A50 ETF European Warrants Apr 2016 B	0.160	16.500	2016/04/06	100,000,000	2015/07/10
23584	BOCI Asia Ltd.	A50 China European Warrants Apr 2016 B	0.160	14.800	2016/04/11	100,000,000	2015/07/10
23578	BOCI Asia Ltd.	HSBC European Put Warrants Feb 2016 A	0.470	66.880	2016/02/01	100,000,000	2015/07/10
23602	BNP Paribas Arbit Issu B.V.	AIA European Wts Dec 2015 C	0.210	60.000	2015/12/02	50,000,000	2015/07/10
23608	BNP Paribas Arbit Issu B.V.	A50 China Euro Wts Jan 2016 A	0.180	13.750	2016/01/05	80,000,000	2015/07/10
23606	BNP Paribas Arbit Issu B.V.	HSBC European Wts Feb 2016 A	0.300	77.500	2016/02/02	40,000,000	2015/07/10
23607	BNP Paribas Arbit Issu B.V.	Ping An European Wt Jan 2016 A	0.520	128.000	2016/01/05	40,000,000	2015/07/10
23594	Credit Suisse AG	CSOP A50 ETF European Warrants Mar 2016 B	0.200	15.000	2016/03/30	150,000,000	2015/07/10
23609	Credit Suisse AG	A50 China European Warrants Mar 2016 D	0.150	14.820	2016/03/30	150,000,000	2015/07/10
23610	Credit Suisse AG	HKEx European Warrants Nov 2015 H	0.250	268 per 100 units	2015/11/27	150,000,000	2015/07/10
23611	Credit Suisse AG	Ping An European Warrants Jan 2016 B	1.080	105.000	2016/01/11	80,000,000	2015/07/10
23592	HK Bank	Agricultural Bank European Warrants Jan 2016 A	0.250	4.33 per unit	2016/01/29	80,000,000	2015/07/10
23585	HK Bank	CAM CSI300 European Warrants Jan 2016 A	0.300	62.380	2016/01/29	80,000,000	2015/07/10
23590	HK Bank	BOCL European Warrants Jan 2016 B	0.400	5.18 per unit	2016/01/29	80,000,000	2015/07/10
23586	HK Bank	HSCEI European Put Warrants Dec 2015 F	0.150	11,748 per 4,000 units	2015/12/30	180,000,000	2015/07/10
23589	HK Bank	HSI European Warrants Dec 2015 F	0.150	28,088 per 8,000 units	2015/12/30	180,000,000	2015/07/10
23588	HK Bank	HSI European Warrants Jan 2016 B	0.250	26,288 per 8,800 units	2016/01/28	180,000,000	2015/07/10
23587	HK Bank	HSI European Put Warrants Jan 2016 A	0.250	24,988 per 7,800 units	2016/01/28	180,000,000	2015/07/10
23620	J P Morgan SP BV	SHK Ppt European Warrants Oct 2016 A	0.151	136 per 100 units	2016/10/31	200,000,000	2015/07/10
23615	Macquarie Bank Ltd.	Avichina European Warrants Mar 2017 A	0.250	8.880	2017/03/02	40,000,000	2015/07/10
23577	Macquarie Bank Ltd.	BOCL European Warrants Apr 2016 A	0.250	6.88 per unit	2016/04/05	40,000,000	2015/07/10
23614	Macquarie Bank Ltd.	China Life European Wts Mar 2016 A	0.250	42.980	2016/03/02	40,000,000	2015/07/10
23574	Macquarie Bank Ltd.	Wynn Macau European Wts Mar 2016 A	0.271	17.980	2016/03/02	37,000,000	2015/07/10
23598	Standard Chartered Bank	BOCL European Warrants Jan 2016 A	0.250	5.60 per unit	2016/01/11	100,000,000	2015/07/10
23596	Standard Chartered Bank	CC Bank European Wts Jan 2016 C	0.350	7.60 per unit	2016/01/11	100,000,000	2015/07/10
23624	Standard Chartered Bank	China Mobile Euro Wts Jul 2017 A	0.150	113.98 per 100 units	2017/07/17	100,000,000	2015/07/10
23597	Standard Chartered Bank	ICBC European Warrants Dec 2015 A	0.150	7.01 per unit	2015/12/28	100,000,000	2015/07/10
23623	Standard Chartered Bank	PetroChina European Wts Jul 2016 A	0.390	11.20 per unit	2016/07/25	80,000,000	2015/07/10
23626	Standard Chartered Bank	Ping An European Wts Jan 2016 A	0.700	108.880	2016/01/11	80,000,000	2015/07/10
23622	Standard Chartered Bank	Sands China Euro Wts Dec 2015 A	0.250	31.850	2015/12/24	80,000,000	2015/07/10
23621	Standard Chartered Bank	China Vanke European Wts Feb 2016A	0.250	22.000	2016/02/01	50,000,000	2015/07/10
23593	SGA Societe Generale Acceptance N.V	COVS Eu Wts Apr 2016 A	0.400	28.880	2016/04/06	25,000,000	2015/07/10
23612	SGA Societe Generale Acceptance N.V.	Galaxy Eu Put Wt Jan16B	0.200	28.750	2016/01/06	80,000,000	2015/07/10
23616	UBS AG	CSCL European Warrants Jan 2016 A	0.370	3.68 per unit	2016/01/11	30,000,000	2015/07/10
23618	UBS AG	HSI European Warrants Jan 2016 F	0.150	28,400 per 8,000 units	2016/01/28	300,000,000	2015/07/10
23692	BNP Paribas Arbit Issu B.V.	China Life Euro Wts Jan 2016 B	0.370	33.880	2016/01/05	60,000,000	2015/07/13

Newly listed derivative warrants (continued)

Code	Issuer	Name of issue	Issue prices (HK\$)	Strike level/ Subscription price (HK\$) per 10 units	Subscription/ exercise period	Unit issued on initial listing	Listing date
23693	BNP Paribas Arbit Issu B.V.	Ch Mobile Euro Wts Feb 2016 B	0.830	98.000	2016/02/02	50,000,000	2015/07/13
23690	BNP Paribas Arbit Issu B.V.	HKEx European Wts Feb 2016 B	0.380	242 per 100 units	2016/02/02	80,000,000	2015/07/13
23691	BNP Paribas Arbit Issu B.V.	HKEx European Wts Jun 2016 B	0.310	300 per 100 units	2016/06/02	80,000,000	2015/07/13
23659	Credit Suisse AG	China Life European Warrants Dec 2015 B	0.350	32.000	2015/12/11	80,000,000	2015/07/13
23660	Credit Suisse AG	HKEx European Warrants Dec 2015 I	0.230	252.20 per 100 units	2015/12/30	150,000,000	2015/07/13
23633	Credit Suisse AG	HSI European Warrants Nov 2015 G	0.180	26,200 per 6,000 units	2015/11/27	128,000,000	2015/07/13
23634	Credit Suisse AG	HSI European Warrants Nov 2015 H	0.170	26,800 per 5,000 units	2015/11/27	128,000,000	2015/07/13
23635	Credit Suisse AG	Ping An European Warrants Dec 2016 B	0.160	93.90 per 100 units	2016/12/29	150,000,000	2015/07/13
23686	Goldman Sachs SP (Asia)	BOCL European Warrants Jan 2016 B	0.436	5 per unit	2016/01/05	100,000,000	2015/07/13
23684	Goldman Sachs SP (Asia)	HKEx European Warrants Jan 2016 C	0.255	250 per 100 units	2016/01/18	250,000,000	2015/07/13
23687	Goldman Sachs SP (Asia)	Ping An European Wts Jan 2016 A	0.953	100.000	2016/01/18	80,000,000	2015/07/13
23669	J P Morgan SP BV	CITIC Sec European Warrants Jan 2016 A	0.286	30.880	2016/01/04	100,000,000	2015/07/13
23665	J P Morgan SP BV	China Life European Warrants Mar 2016 A	0.287	35.000	2016/03/02	100,000,000	2015/07/13
23672	J P Morgan SP BV	CRRC European Warrants Apr 2016 A	0.251	12.500	2016/04/01	100,000,000	2015/07/13
23628	J P Morgan SP BV	Guotai Junani European Warrants Oct 2016A	0.250	4.600	2016/10/04	80,000,000	2015/07/13
23663	J P Morgan SP BV	HKEx European Warrants Mar 2016 B	0.277	250 per 100 units	2016/03/02	200,000,000	2015/07/13
23662	J P Morgan SP BV	HKEx European Warrants Apr 2016 A	0.253	268.88 per 100 units	2016/04/01	200,000,000	2015/07/13
23661	J P Morgan SP BV	HSBC European Warrants Feb 2016 A	0.252	72.000	2016/02/02	100,000,000	2015/07/13
23667	J P Morgan SP BV	HSCEI European Wts Mar 2016 B	0.251	13,400 per 4,000 units	2016/03/30	200,000,000	2015/07/13
23668	J P Morgan SP BV	HSCEI European Put Warrants Jan 2016 D	0.252	11,600 per 4,000 units	2016/01/28	200,000,000	2015/07/13
23629	J P Morgan SP BV	HSI European Warrants Jan 2016 F	0.252	27,000 per 6,500 units	2016/01/28	300,000,000	2015/07/13
23666	J P Morgan SP BV	HSI European Put Warrants Jan 2016 G	0.250	24,400 per 7,000 units	2016/01/28	300,000,000	2015/07/13
23671	J P Morgan SP BV	Kingsoft European Warrants Apr 2016 A	0.344	23.500	2016/04/05	80,000,000	2015/07/13
23664	J P Morgan SP BV	Ping An European Warrants Jan 2016 B	0.566	109.000	2016/01/05	100,000,000	2015/07/13
23630	J P Morgan SP BV	Ping An European Warrants Jun 2017 A	0.152	120 per 100 units	2017/06/01	200,000,000	2015/07/13
23670	J P Morgan SP BV	Tencent European Warrants Dec 2015 F	0.867	165.000	2015/12/02	100,000,000	2015/07/13
23650	Macquarie Bank Ltd.	China Coal European Wts Apr 2016 A	0.556	5.58 per unit	2016/04/05	18,000,000	2015/07/13
23652	Standard Chartered Bank	HSCEI European Put Wts Jan 2016 C	0.250	12,000 per 4,000 units	2016/01/28	100,000,000	2015/07/13
23631	Standard Chartered Bank	HSI European Warrants Dec 2015 G	0.150	27,200 per 7,500 units	2015/12/30	100,000,000	2015/07/13
23632	Standard Chartered Bank	HSI European Put Wts Nov 2015 E	0.150	24,800 per 8,000 units	2015/11/27	100,000,000	2015/07/13
23637	SGA Societe Generale Acceptance N.V.	CAM CSI300 Eu Wt Feb16A	0.580	50.000	2016/02/03	50,000,000	2015/07/13
23643	SGA Societe Generale Acceptance N.V.	CAM CSI300 Eu Wt Feb16B	0.300	62.000	2016/02/03	50,000,000	2015/07/13
23657	SGA Societe Generale Acceptance N.V.	HKEx Eu Wt Jan 2016 H	0.260	252 per 100 units	2016/01/05	200,000,000	2015/07/13
23645	SGA Societe Generale Acceptance N.V.	HSI Eur Wt Jan 2016 G	0.255	25,600 per 7,000 units	2016/01/28	150,000,000	2015/07/13
23648	SGA Societe Generale Acceptance N.V.	HSI Eu Put Wt Nov 15 E	0.185	24,800 per 8,000 units	2015/11/27	150,000,000	2015/07/13
23655	SGA Societe Generale Acceptance N.V.	Haitong Sec Eu Wt Feb16A	0.280	20.000	2016/02/03	40,000,000	2015/07/13
23658	SGA Societe Generale Acceptance N.V.	Ping An Eu Wt Feb 16 A	0.950	102.880	2016/02/03	60,000,000	2015/07/13
23675	UBS AG	BYD European Warrants Jan 2016 A	0.680	44.880	2016/01/18	50,000,000	2015/07/13
23677	UBS AG	CITIC Sec European Warrants Jan 2016 A	0.250	30.930	2016/01/05	50,000,000	2015/07/13
23681	UBS AG	HSI European Warrants Jan 2016 G	0.250	24,600 per 8,000 units	2016/01/28	300,000,000	2015/07/13
23678	UBS AG	Haitong Sec European Warrants Dec 2015 C	0.150	19.400	2015/12/07	70,000,000	2015/07/13
23676	UBS AG	Kingsoft European Warrants Jan 2016 B	0.400	20.880	2016/01/18	100,000,000	2015/07/13
18308 [#]	HK Bank	CNOOC European Warrants Feb 2016 A	0.079	10.900	2016/02/22	150,000,000	2015/07/13

Newly listed derivative warrants (continued)

Code	Issuer	Name of issue	Issue prices (HK\$)	Strike level/ Subscription price (HK\$) per 10 units	Subscription/ exercise period	Unit issued on initial listing	Listing date
23704	BOCI Asia Ltd.	CAM CSI300 European Warrants Dec 2015 A	0.480	56.280	2015/12/28	100,000,000	2015/07/14
23706	BOCI Asia Ltd.	BOCL European Warrants Jan 2016 A	0.480	4.88 per unit	2016/01/18	100,000,000	2015/07/14
23703	BOCI Asia Ltd.	China Life European Warrants Jan 2016 B	0.430	30.880	2016/01/11	100,000,000	2015/07/14
23699	BOCI Asia Ltd.	China Mobile European Warrants Dec 2015 B	0.360	110.880	2015/12/23	100,000,000	2015/07/14
23698	BOCI Asia Ltd.	HSBC European Warrants Jan 2016 A	0.230	73.880	2016/01/11	100,000,000	2015/07/14
23701	BOCI Asia Ltd.	Lenovo European Warrants Jun 2016 A	0.150	10.000	2016/06/27	100,000,000	2015/07/14
23702	BOCI Asia Ltd.	Ping An European Warrants Dec 2015 D	0.600	109.000	2015/12/22	100,000,000	2015/07/14
23773	BNP Paribas Arbit Issu B.V.	CAM CSI300 Euro Wts Nov 2015 A	0.160	60.880	2015/11/03	65,000,000	2015/07/14
23775	BNP Paribas Arbit Issu B.V.	Ch Shenhua Euro Wts Feb 2016 A	0.170	19.980	2016/02/02	60,000,000	2015/07/14
23776	BNP Paribas Arbit Issu B.V.	HS H-SHARE Euro Wts Feb 2016 A	0.820	130.000	2016/02/02	40,000,000	2015/07/14
23707	BNP Paribas Arbit Issu B.V.	HSI European Wts Jan 2016 B	0.250	25,600 per 8,000 units	2016/01/28	100,000,000	2015/07/14
23708	BNP Paribas Arbit Issu B.V.	HSI European Wts Jan 2016 C	0.350	24,000 per 8,000 units	2016/01/28	100,000,000	2015/07/14
23774	BNP Paribas Arbit Issu B.V.	Lenovo European Wts Jul 2016 A	0.150	10.000	2016/07/05	100,000,000	2015/07/14
23765	Credit Suisse AG	Ping An European Warrants Jan 2016 C	0.880	97.800	2016/01/28	70,000,000	2015/07/14
23739	Credit Suisse AG	Tencent Holdings European Wts Jan 2016 C	0.170	149.98 per 100 units	2016/01/28	150,000,000	2015/07/14
23733	Goldman Sachs SP (Asia)	CITIC Sec European Wts Jan 2016 B	0.304	25.880	2016/01/14	68,000,000	2015/07/14
23736	Goldman Sachs SP (Asia)	CITIC Sec European Wts Jan 2016 C	0.250	28.880	2016/01/14	68,000,000	2015/07/14
23738	Goldman Sachs SP (Asia)	Haitong Sec Euro Wts Jan 2016 A	0.254	16.880	2016/01/14	80,000,000	2015/07/14
23709	HK Bank	China Life European Warrants Dec 2015 C	0.250	33.930	2015/12/31	88,000,000	2015/07/14
23722	HK Bank	HKEx European Warrants Dec 2015 J	0.200	251.98 per 100 units	2015/12/31	180,000,000	2015/07/14
23731	HK Bank	HSCEI European Warrants Jan 2016 A	0.250	12,338 per 4,000 units	2016/01/28	180,000,000	2015/07/14
23728	HK Bank	HSI European Warrants Dec 2015 G	0.220	25,728 per 6,000 units	2015/12/30	180,000,000	2015/07/14
23730	HK Bank	HSI European Put Warrants Jan 2016 C	0.250	23,688 per 6,500 units	2016/01/28	180,000,000	2015/07/14
23724	HK Bank	Haitong Sec European Warrants Jan 2016 A	0.250	17.880	2016/01/29	80,000,000	2015/07/14
23723	HK Bank	Lenovo European Warrants Jun 2016 C	0.150	9.990	2016/06/27	128,000,000	2015/07/14
23727	HK Bank	Ping An European Warrants Jan 2016 B	0.750	100.880	2016/01/29	50,000,000	2015/07/14
23768	J P Morgan SP BV	BYD European Warrants Mar 2018 A	0.150	45 per 100 units	2018/03/29	200,000,000	2015/07/14
23770	J P Morgan SP BV	Galaxy Ent European Warrants Jan 2016 B	0.208	37.280	2016/01/05	100,000,000	2015/07/14
23767	J P Morgan SP BV	Ping An European Warrants Feb 2016 C	0.722	101.000	2016/02/01	100,000,000	2015/07/14
23769	J P Morgan SP BV	Sands China European Warrants Jan 2016 B	0.230	31.800	2016/01/05	100,000,000	2015/07/14
23741	Macquarie Bank Ltd.	CNOOC European Warrants Mar 2016 A	0.667	13.88 per unit	2016/03/02	15,000,000	2015/07/14
23754	Macquarie Bank Ltd.	Sinopec Corp European Wts Apr 2016 A	0.400	8.28 per unit	2016/04/05	25,000,000	2015/07/14
23695	Macquarie Bank Ltd.	China Taiping European Wts Mar 2016 A	0.338	33.880	2016/03/02	30,000,000	2015/07/14
23747	Macquarie Bank Ltd.	HKEx European Warrants Mar 2016 A	0.250	280 per 100 units	2016/03/02	40,000,000	2015/07/14
23751	Macquarie Bank Ltd.	HKEx European Put Warrants Feb 2016 A	0.250	188.88 per 100 units	2016/02/02	40,000,000	2015/07/14
23761	Macquarie Bank Ltd.	HSBC European Warrants Apr 2016 B	0.403	78.000	2016/04/05	26,000,000	2015/07/14
23757	Macquarie Bank Ltd.	ICBC European Warrants Feb 2016 A	0.400	7 per unit	2016/02/02	25,000,000	2015/07/14
23697	Macquarie Bank Ltd.	Kingsoft European Warrants Mar 2016 B	0.334	27.880	2016/03/02	30,000,000	2015/07/14
23696	Macquarie Bank Ltd.	PICC Group European Wts Jun 2016 A	0.595	5.50 per unit	2016/06/02	20,000,000	2015/07/14
23760	Macquarie Bank Ltd.	Ping An European Warrants Feb 2016 B	0.400	120.000	2016/02/02	25,000,000	2015/07/14
23740	Macquarie Bank Ltd.	Tencent European Warrants Jul 2016 C	0.250	150.08 per 100 units	2016/07/05	60,000,000	2015/07/14
23742	SGA Societe Generale Acceptance N.V.	HKEx Eu Wt Feb 2016 E	0.250	238.88 per 100 units	2016/02/03	200,000,000	2015/07/14
23743	SGA Societe Generale Acceptance N.V.	Kingsoft Eu Wt Feb16B	0.335	20.000	2016/02/03	35,000,000	2015/07/14

Newly listed derivative warrants (continued)

Code	Issuer	Name of issue	Issue prices (HK\$)	Strike level/ Subscription price (HK\$) per 10 units	Subscription/ exercise period	Unit issued on initial listing	Listing date
23762	UBS AG	HKEx European Warrants Jan 2016 E	0.220	241 per 100 units	2016/01/25	300,000,000	2015/07/14
23763	UBS AG	HKEx European Warrants Jan 2016 F	0.250	218.88 per 100 units	2016/01/18	300,000,000	2015/07/14
23694	UBS AG	HSI European Put Warrants Oct 2015 F	0.150	24,200 per 8,000 units	2015/10/29	300,000,000	2015/07/14
23764	UBS AG	Ping An European Warrants Jan 2016 A	0.600	104.880	2016/01/13	100,000,000	2015/07/14
23919	BNP Paribas Arbit Issu B.V.	CAM CSI300 Euro Wts Dec 2015 A	0.340	42.380	2015/12/02	40,000,000	2015/07/15
23929	BNP Paribas Arbit Issu B.V.	BOCL European Wts Dec 2015 B	0.450	4.38 per unit	2015/12/02	50,000,000	2015/07/15
23928	BNP Paribas Arbit Issu B.V.	CC Bank Euro Wts Feb 2016 B	0.500	7.10 per unit	2016/02/02	40,000,000	2015/07/15
23921	BNP Paribas Arbit Issu B.V.	China Life Euro Wts Jan 2016 C	0.270	30.880	2016/01/05	80,000,000	2015/07/15
23942	BNP Paribas Arbit Issu B.V.	CM Bank Euro Warrants Jan 2016 B	0.240	19.880	2016/01/05	60,000,000	2015/07/15
23925	BNP Paribas Arbit Issu B.V.	Ch Mobile Euro Wts Jan 2017 B	0.160	88.88 per 100 units	2017/01/04	100,000,000	2015/07/15
23916	BNP Paribas Arbit Issu B.V.	CSOP A50 ETF Eu Wts Jan 2016 A	0.150	12.880	2016/01/05	80,000,000	2015/07/15
23940	BNP Paribas Arbit Issu B.V.	HSCEI European Wts Feb 2016 B	0.300	11,000 per 5,000 units	2016/02/26	100,000,000	2015/07/15
23936	BNP Paribas Arbit Issu B.V.	HSI European Wts Feb 2016 B	0.310	23,000 per 8,000 units	2016/02/26	100,000,000	2015/07/15
23934	BNP Paribas Arbit Issu B.V.	HSI Euro Put Wts Feb 2016 A	0.250	23,000 per 8,000 units	2016/02/26	100,000,000	2015/07/15
23930	BNP Paribas Arbit Issu B.V.	ICBC European Wts Feb 2016 B	0.590	5.80 per unit	2016/02/02	50,000,000	2015/07/15
23922	BNP Paribas Arbit Issu B.V.	Ping An European Wt Jan 2016 B	0.480	107.950	2016/01/05	40,000,000	2015/07/15
23941	BNP Paribas Arbit Issu B.V.	Tencent Hldgs Eu Wt Jan 2016 A	0.220	123 per 100 units	2016/01/05	100,000,000	2015/07/15
23887	Credit Suisse AG	HSCEI European Warrants Jan 2016 A	0.250	11,600 per 4,800 units	2016/01/28	150,000,000	2015/07/15
23888	Credit Suisse AG	HSCEI European Put Warrants Jan 2016 B	0.250	10,800 per 4,800 units	2016/01/28	150,000,000	2015/07/15
23816	Credit Suisse AG	HSI European Warrants Nov 2015 I	0.170	25,000 per 6,000 units	2015/11/27	200,000,000	2015/07/15
23812	Credit Suisse AG	HSI European Warrants Dec 2015 H	0.230	23,400 per 8,000 units	2015/12/30	200,000,000	2015/07/15
23818	Credit Suisse AG	HSI European Warrants Jan 2016 B	0.250	24,600 per 9,000 units	2016/01/28	200,000,000	2015/07/15
23865	Credit Suisse AG	HSI European Put Warrants Jan 2016 C	0.250	23,000 per 10,000 units	2016/01/28	200,000,000	2015/07/15
23795	Goldman Sachs SP (Asia)	HSBC European Warrants Jan 2016 C	0.326	70.000	2016/01/15	120,000,000	2015/07/15
23824	Goldman Sachs SP (Asia)	HSCEI European Warrants Feb 2016 B	0.225	12,060 per 3,800 units	2016/02/26	150,000,000	2015/07/15
23825	Goldman Sachs SP (Asia)	HSCEI European Put Wts Jan 2016 A	0.253	10,988 per 4,000 units	2016/01/28	150,000,000	2015/07/15
23794	Goldman Sachs SP (Asia)	HS H-SHARE European Wts Jan 2016 C	0.670	128.880	2016/01/20	80,000,000	2015/07/15
23797	Goldman Sachs SP (Asia)	HS H-SHARE European Wts Dec 2017 A	0.250	120 per 100 units	2017/12/28	200,000,000	2015/07/15
23822	Goldman Sachs SP (Asia)	HSI European Warrants Nov 2015 G	0.173	25,000 per 6,000 units	2015/11/27	150,000,000	2015/07/15
23823	Goldman Sachs SP (Asia)	HSI European Warrants Jan 2016 B	0.255	24,288 per 6,500 units	2016/01/28	150,000,000	2015/07/15
23819	Goldman Sachs SP (Asia)	HSI European Put Wts Oct 2015 E	0.192	24,100 per 8,000 units	2015/10/29	150,000,000	2015/07/15
23821	Goldman Sachs SP (Asia)	HSI European Put Wts Jan 2016 A	0.251	23,588 per 7,000 units	2016/01/28	150,000,000	2015/07/15
23808	HK Bank	Agricultural Bank European Warrants Jul 2016 A	0.250	3.88 per unit	2016/07/29	80,000,000	2015/07/15
23809	HK Bank	CC Bank European Warrants Jan 2016 B	0.350	6.98 per unit	2016/01/29	80,000,000	2015/07/15
23811	HK Bank	CM Bank European Warrants Feb 2016 A	0.150	21.930	2016/02/01	100,000,000	2015/07/15
23806	HK Bank	CNOOC European Warrants Jun 2017 A	0.150	10.890	2017/06/30	180,000,000	2015/07/15
23782	HK Bank	HSI European Warrants Nov 2015 G	0.200	25,118 per 6,000 units	2015/11/27	280,000,000	2015/07/15
23783	HK Bank	HSI European Warrants Jan 2016 D	0.250	24,388 per 9,000 units	2016/01/28	280,000,000	2015/07/15
23805	HK Bank	Tencent European Put Warrants Dec 2016 C	0.250	125.88 per 100 units	2016/12/30	150,000,000	2015/07/15
23894	J P Morgan SP BV	Agricultural Bk Euro Warrants Mar 2016 A	0.253	4.18 per unit	2016/03/01	100,000,000	2015/07/15
23914	J P Morgan SP BV	AIA European Warrants Jan 2016 A	0.251	52.880	2016/01/05	100,000,000	2015/07/15
23883	J P Morgan SP BV	CAM CSI300 European Warrants Dec 2015 B	0.272	42.400	2015/12/02	100,000,000	2015/07/15
23884	J P Morgan SP BV	CAM CSI300 European Warrants Feb 2016 B	0.251	46.880	2016/02/01	100,000,000	2015/07/15

Newly listed derivative warrants (continued)

Code	Issuer	Name of issue	Issue prices (HK\$)	Strike level/ Subscription price (HK\$) per 10 units	Subscription/ exercise period	Unit issued on initial listing	Listing date
23895	J P Morgan SP BV	BankComm European Warrants Feb 2016 A	0.708	8.68 per unit	2016/02/01	100,000,000	2015/07/15
23899	J P Morgan SP BV	CGS European Warrants Dec 2016 A	0.252	7.680	2016/12/01	100,000,000	2015/07/15
23898	J P Morgan SP BV	China Cinda European Warrants Feb 2016 A	0.274	4 per unit	2016/02/02	80,000,000	2015/07/15
23906	J P Morgan SP BV	CITIC Sec European Warrants Mar 2016 A	0.333	23.000	2016/03/01	100,000,000	2015/07/15
23892	J P Morgan SP BV	CKP European Warrants Feb 2016 A	0.391	66.880	2016/02/01	100,000,000	2015/07/15
23890	J P Morgan SP BV	China Mob European Wts Feb 2016 A	0.646	96.880	2016/02/01	100,000,000	2015/07/15
23902	J P Morgan SP BV	Ch Overseas European Warrants Mar 2016 A	0.251	26.880	2016/03/01	100,000,000	2015/07/15
23882	J P Morgan SP BV	CSOP A50 ETF European Warrants Jul 2016 B	0.155	15.000	2016/07/29	100,000,000	2015/07/15
23886	J P Morgan SP BV	HKEx European Warrants Feb 2016 C	0.253	215 per 100 units	2016/02/01	300,000,000	2015/07/15
23880	J P Morgan SP BV	HSCEI European Wts Oct 2015 E	0.151	11,400 per 4,000 units	2015/10/29	200,000,000	2015/07/15
23792	J P Morgan SP BV	HSCEI European Wts Jan 2016 E	0.250	12,000 per 4,500 units	2016/01/28	200,000,000	2015/07/15
23913	J P Morgan SP BV	HSCEI European Put Warrants Feb 2016 F	0.253	11,000 per 5,200 units	2016/02/26	200,000,000	2015/07/15
23881	J P Morgan SP BV	HS H-SHARE European Warrants Jan 2016 B	0.560	128.880	2016/01/29	100,000,000	2015/07/15
23791	J P Morgan SP BV	HSI European Warrants Jan 2016 H	0.251	25,200 per 8,000 units	2016/01/28	300,000,000	2015/07/15
23789	J P Morgan SP BV	HSI European Warrants Feb 2016 D	0.251	25,600 per 7,200 units	2016/02/26	300,000,000	2015/07/15
23788	J P Morgan SP BV	HSI European Warrants Mar 2016 B	0.250	26,400 per 7,000 units	2016/03/30	300,000,000	2015/07/15
23879	J P Morgan SP BV	HSI European Put Warrants Jan 2016 I	0.251	22,800 per 7,500 units	2016/01/28	300,000,000	2015/07/15
23908	J P Morgan SP BV	HSI European Put Warrants Feb 2016 E	0.250	22,000 per 7,000 units	2016/02/26	300,000,000	2015/07/15
23907	J P Morgan SP BV	Kingsoft European Warrants Mar 2016 A	0.258	20.880	2016/03/01	100,000,000	2015/07/15
23904	J P Morgan SP BV	Ping An European Warrants Feb 2016 D	0.997	85.880	2016/02/03	100,000,000	2015/07/15
23903	J P Morgan SP BV	Ping An European Warrants Mar 2016 A	0.863	90.880	2016/03/02	100,000,000	2015/07/15
23889	J P Morgan SP BV	Tencent European Warrants Feb 2016 C	1.302	150.000	2016/02/02	100,000,000	2015/07/15
23911	J P Morgan SP BV	Tracker Fund European Warrants Apr 2016 A	0.151	25.500	2016/04/11	100,000,000	2015/07/15
23910	J P Morgan SP BV	Wanda Comm European Warrants Jan 2016 A	0.821	62.880	2016/01/29	60,000,000	2015/07/15
23778	Macquarie Bank Ltd.	Agricultural Bk Euro Warrants Mar 2016 B	0.435	4.08 per unit	2016/03/02	23,000,000	2015/07/15
23802	Macquarie Bank Ltd.	CITIC Bank European Wts Apr 2016 A	0.358	8.28 per unit	2016/04/05	28,000,000	2015/07/15
23779	Macquarie Bank Ltd.	CKH European Warrants Jul 2017 A	0.250	109.88 per 100 units	2017/07/04	40,000,000	2015/07/15
23781	Macquarie Bank Ltd.	HKEx European Warrants Dec 2015 C	0.202	268 per 100 units	2015/12/02	50,000,000	2015/07/15
23780	Macquarie Bank Ltd.	HKEx European Warrants Feb 2016 B	0.340	238 per 100 units	2016/02/02	30,000,000	2015/07/15
23801	Standard Chartered Bank	China Life European Wts Aug 2016 A	0.440	29.800	2016/08/08	80,000,000	2015/07/15
23798	Standard Chartered Bank	HKEx European Warrants Jun 2016 B	0.480	200 per 100 units	2016/06/03	100,000,000	2015/07/15
23799	Standard Chartered Bank	HKEx European Put Wts Feb 2016 C	0.250	208 per 100 units	2016/02/15	60,000,000	2015/07/15
23800	Standard Chartered Bank	Kingsoft European Wts Feb 2016 A	0.250	20.800	2016/02/29	60,000,000	2015/07/15
23859	SGA Societe Generale Acceptance N.V.	Ch Mob Eu Wt Jan 16 A	0.440	100.000	2016/01/06	80,000,000	2015/07/15
23855	SGA Societe Generale Acceptance N.V.	Ch Mob Eu Wt Feb 16 A	0.670	94.000	2016/02/03	80,000,000	2015/07/15
23854	SGA Societe Generale Acceptance N.V.	HSBC Eu Wt Feb 2016 A	0.430	66.800	2016/02/03	100,000,000	2015/07/15
23785	SGA Societe Generale Acceptance N.V.	HSCEI Eu Wt Feb 2016C	0.250	12,400 per 4,500 units	2016/02/26	150,000,000	2015/07/15
23864	SGA Societe Generale Acceptance N.V.	HSCEI Eu Put Wt Jan16C	0.250	11,400 per 5,000 units	2016/01/28	150,000,000	2015/07/15
23861	SGA Societe Generale Acceptance N.V.	HSI Eur Wt Nov 2015 F	0.190	25,000 per 6,000 units	2015/11/27	150,000,000	2015/07/15
23863	SGA Societe Generale Acceptance N.V.	HSI Eur Wt Dec 2015 F	0.185	25,600 per 6,000 units	2015/12/30	150,000,000	2015/07/15
23787	SGA Societe Generale Acceptance N.V.	HSI Eur Wt Jan 2016 H	0.250	24,000 per 10,000 units	2016/01/28	150,000,000	2015/07/15
23862	SGA Societe Generale Acceptance N.V.	HSI Eu Put Wt Oct 15 E	0.210	24,200 per 8,000 units	2015/10/29	150,000,000	2015/07/15
23860	SGA Societe Generale Acceptance N.V.	HSI Eu Put Wt Feb 16 A	0.250	23,000 per 6,500 units	2016/02/26	150,000,000	2015/07/15

Newly listed derivative warrants (continued)

Code	Issuer	Name of issue	Issue prices (HK\$)	Strike level/ Subscription price (HK\$) per 10 units	Subscription/ exercise period	Unit issued on initial listing	Listing date
23853	SGA Societe Generale Acceptance N.V.	Ping An Eu Wt Feb 16 B	0.860	95.000	2016/02/03	60,000,000	2015/07/15
23850	UBS AG	BYD European Warrants Jan 2016 B	0.460	38.880	2016/01/18	50,000,000	2015/07/15
23851	UBS AG	CC Bank European Warrants Oct 2015 B	0.410	6.89 per unit	2015/10/30	100,000,000	2015/07/15
23852	UBS AG	CC Bank European Warrants Jan 2016 C	0.790	6.38 per unit	2016/01/18	100,000,000	2015/07/15
23832	UBS AG	China Mobile European Warrants Dec 2015 C	0.600	100.100	2015/12/22	100,000,000	2015/07/15
23835	UBS AG	China Mobile European Warrants Jan 2016 A	0.800	94.880	2016/01/14	100,000,000	2015/07/15
23842	UBS AG	Fosun Intl European Warrants Jan 2016 B	0.250	15.000	2016/01/14	50,000,000	2015/07/15
23849	UBS AG	A50 China European Warrants Jan 2016 A	0.250	11.880	2016/01/25	300,000,000	2015/07/15
23866	UBS AG	HKEx European Warrants Jan 2016 G	0.300	198.88 per 100 units	2016/01/25	300,000,000	2015/07/15
23846	UBS AG	HSCEI European Warrants Nov 2015 D	0.340	10,400 per 3,800 units	2015/11/27	200,000,000	2015/07/15
23830	UBS AG	HSCEI European Warrants Jan 2016 A	0.250	12,000 per 5,000 units	2016/01/28	200,000,000	2015/07/15
23847	UBS AG	HSCEI European Warrants Jan 2016 B	0.280	11,000 per 4,000 units	2016/01/28	200,000,000	2015/07/15
23831	UBS AG	HSCEI European Warrants Mar 2016 D	0.250	13,000 per 4,000 units	2016/03/30	200,000,000	2015/07/15
23874	UBS AG	HSCEI European Put Warrants Jan 2016 C	0.250	11,000 per 5,000 units	2016/01/28	200,000,000	2015/07/15
23873	UBS AG	HSCEI European Put Warrants Mar 2016 E	0.250	10,000 per 4,000 units	2016/03/30	200,000,000	2015/07/15
23843	UBS AG	HSI European Warrants Jan 2016 I	0.250	24,000 per 8,000 units	2016/01/28	300,000,000	2015/07/15
23845	UBS AG	HSI European Warrants Jan 2016 J	0.300	22,800 per 8,000 units	2016/01/28	300,000,000	2015/07/15
23829	UBS AG	HSI European Warrants Mar 2016 B	0.250	26,000 per 8,000 units	2016/03/30	300,000,000	2015/07/15
23868	UBS AG	HSI European Put Warrants Jan 2016 K	0.250	23,000 per 8,000 units	2016/01/28	300,000,000	2015/07/15
23869	UBS AG	HSI European Put Warrants Jan 2016 L	0.250	22,000 per 7,000 units	2016/01/28	300,000,000	2015/07/15
23867	UBS AG	PetroChina European Warrants Dec 2015 A	0.320	9.51 per unit	2015/12/29	50,000,000	2015/07/15
23953	BOCI Asia Ltd.	Agricultural Bk European Wts Dec 2015 A	0.220	4.08 per unit	2015/12/31	100,000,000	2015/07/16
23952	BOCI Asia Ltd.	BYD European Warrants Jan 2016 A	0.310	40.000	2016/01/08	100,000,000	2015/07/16
23949	BOCI Asia Ltd.	CC Bank European Warrants Jan 2016 A	0.380	7.38 per unit	2016/01/25	100,000,000	2015/07/16
23956	BOCI Asia Ltd.	CITIC Sec European Warrants Feb 2016 A	0.300	25.000	2016/02/29	100,000,000	2015/07/16
23951	BOCI Asia Ltd.	China Mobile European Warrants Dec 2015 C	0.470	100.000	2015/12/31	100,000,000	2015/07/16
23947	BOCI Asia Ltd.	HSBC European Warrants Jan 2016 B	0.290	70.800	2016/01/18	100,000,000	2015/07/16
23955	BOCI Asia Ltd.	Ping An European Warrants Jan 2016 A	0.650	100.000	2016/01/25	100,000,000	2015/07/16
23948	BOCI Asia Ltd.	Tencent Holdings European Wts Feb 2016 C	0.150	150 per 100 units	2016/02/11	100,000,000	2015/07/16
24052	Credit Suisse AG	BOCL European Warrants Jan 2016 A	0.380	4.78 per unit	2016/01/28	80,000,000	2015/07/16
24048	Credit Suisse AG	CC Bank European Warrants Jan 2016 A	0.630	6.78 per unit	2016/01/28	80,000,000	2015/07/16
24053	Credit Suisse AG	China Life European Warrants Jan 2016 A	0.380	29.880	2016/01/28	80,000,000	2015/07/16
24047	Credit Suisse AG	China Mobile European Warrants Jan 2016 B	0.780	96.380	2016/01/28	80,000,000	2015/07/16
24046	Credit Suisse AG	HSI European Put Warrants Jan 2016 D	0.250	24,000 per 8,000 units	2016/01/28	200,000,000	2015/07/16
24050	Credit Suisse AG	ICBC European Warrants Jan 2016 A	0.500	5.98 per unit	2016/01/28	80,000,000	2015/07/16
24056	Credit Suisse AG	Ping An European Warrants Jun 2017 A	0.150	108.88 per 100 units	2017/06/30	150,000,000	2015/07/16
24058	Credit Suisse AG	Ping An European Warrants Sep 2017 A	0.200	86 per 100 units	2017/09/29	150,000,000	2015/07/16
24055	Credit Suisse AG	Ping An European Put Warrants Jan 2016 D	0.850	82.880	2016/01/28	80,000,000	2015/07/16
23958	HK Bank	CAM CSI300 European Warrants Jan 2016 B	0.350	43.880	2016/01/29	80,000,000	2015/07/16
23972	HK Bank	BOCL European Warrants Jan 2016 C	0.300	4.66 per unit	2016/01/29	80,000,000	2015/07/16
23971	HK Bank	China Life European Warrants Jan 2016 B	0.250	29.990	2016/01/29	100,000,000	2015/07/16
23966	HK Bank	China Mobile European Warrants Dec 2015 C	0.450	100.100	2015/12/31	80,000,000	2015/07/16
23965	HK Bank	HSCEI European Warrants Jan 2016 B	0.250	11,288 per 4,500 units	2016/01/28	180,000,000	2015/07/16

Newly listed derivative warrants (continued)

Code	Issuer	Name of issue	Issue prices (HK\$)	Strike level/ Subscription price (HK\$) per 10 units	Subscription/ exercise period	Unit issued on initial listing	Listing date
23959	HK Bank	HSI European Warrants Dec 2015 H	0.180	23,508 per 8,000 units	2015/12/30	180,000,000	2015/07/16
23973	HK Bank	PetroChina European Warrants Jan 2016 A	0.450	8.48 per unit	2016/01/29	80,000,000	2015/07/16
24042	J P Morgan SP BV	CHALCO European Warrants Mar 2016 A	0.324	3.88 per unit	2016/03/01	60,000,000	2015/07/16
24037	J P Morgan SP BV	China Coal European Warrants Mar 2016 A	0.481	4.88 per unit	2016/03/01	60,000,000	2015/07/16
24044	J P Morgan SP BV	China Gas Hold European Wts Oct 2016 A	0.251	14.000	2016/10/03	100,000,000	2015/07/16
24038	J P Morgan SP BV	China Tel European Warrants Apr 2016 A	0.346	4.88 per unit	2016/04/01	80,000,000	2015/07/16
24040	J P Morgan SP BV	Shimao Property European Wts Apr 2016 A	0.253	16.500	2016/04/05	80,000,000	2015/07/16
23995	Macquarie Bank Ltd.	Anhui Conch European Wts Apr 2016 A	0.300	29.880	2016/04/05	34,000,000	2015/07/16
23982	Macquarie Bank Ltd.	AIA European Warrants Feb 2016 B	0.400	50.000	2016/02/02	25,000,000	2015/07/16
24008	Macquarie Bank Ltd.	BOCHK European Warrants Oct 2016 A	0.291	38.000	2016/10/04	35,000,000	2015/07/16
24025	Macquarie Bank Ltd.	CGS European Warrants Jul 2017 A	0.335	9.800	2017/07/04	30,000,000	2015/07/16
24017	Macquarie Bank Ltd.	CITIC Sec European Warrants Jul 2016 A	0.502	38.000	2016/07/05	20,000,000	2015/07/16
23992	Macquarie Bank Ltd.	CKP European Warrants Apr 2016 B	0.513	69.880	2016/04/05	20,000,000	2015/07/16
24016	Macquarie Bank Ltd.	CM Bank European Warrants Jul 2016 A	0.250	27.000	2016/07/05	40,000,000	2015/07/16
23994	Macquarie Bank Ltd.	China Overseas European Wts Apr 2016 B	0.282	27.880	2016/04/05	36,000,000	2015/07/16
23978	Macquarie Bank Ltd.	Chi Res Land European Wts Mar 2016 A	0.250	26.000	2016/03/02	40,000,000	2015/07/16
24014	Macquarie Bank Ltd.	China Tel European Warrants Feb 2016 A	0.250	5.90 per unit	2016/02/02	40,000,000	2015/07/16
23991	Macquarie Bank Ltd.	China Taiping European Wts Feb 2016 B	0.250	26.380	2016/02/02	40,000,000	2015/07/16
24010	Macquarie Bank Ltd.	China Unicom European Wts Oct 2017 A	0.251	13.380	2017/10/03	40,000,000	2015/07/16
24009	Macquarie Bank Ltd.	Galaxy Ent European Wts Apr 2016 A	0.405	45.000	2016/04/05	25,000,000	2015/07/16
24001	Macquarie Bank Ltd.	HSBC European Warrants Feb 2016 A	0.380	72.800	2016/02/02	27,000,000	2015/07/16
23977	Macquarie Bank Ltd.	PetroChina European Wts Jul 2018 A	0.250	7.880	2018/07/04	60,000,000	2015/07/16
23990	Macquarie Bank Ltd.	PICC Group European Wts Apr 2016 A	0.400	4.888 per unit	2016/04/05	25,000,000	2015/07/16
23976	Macquarie Bank Ltd.	Tencent European Put Wts Oct 2016 A	0.250	130.08 per 100 units	2016/10/04	60,000,000	2015/07/16
24034	Standard Chartered Bank	CAM CSI300 European Wts Feb 2016 B	0.450	48.000	2016/02/01	60,000,000	2015/07/16
24002	Standard Chartered Bank	CC Bank European Wts Jul 2016 A	0.400	6.80 per unit	2016/07/29	80,000,000	2015/07/16
24003	Standard Chartered Bank	CITIC Sec European Wts Feb 2016 A	0.250	25.000	2016/02/11	80,000,000	2015/07/16
24030	Standard Chartered Bank	CSOP A50 ETF Euro Wts Apr 2016 B	0.250	13.880	2016/04/05	100,000,000	2015/07/16
24035	SGA Societe Generale Acceptance N.V.	CRRC Euro Wts Mar16 A	0.250	11.280	2016/03/03	60,000,000	2015/07/16
24036	SGA Societe Generale Acceptance N.V.	Haitong Sec Eu Wt Mar16A	0.300	16.000	2016/03/03	40,000,000	2015/07/16
24004	UBS AG	CKH European Warrants Dec 2016 B	0.150	116.10 per 100 units	2016/12/20	300,000,000	2015/07/16
24007	UBS AG	Sinopec Corp European Warrants Jan 2016 A	0.330	7.28 per unit	2016/01/18	70,000,000	2015/07/16
24005	UBS AG	SHK Ppt European Warrants Oct 2016 A	0.150	136.10 per 100 units	2016/10/24	200,000,000	2015/07/16
24064	BOCI Asia Ltd.	HSCEI European Warrants Feb 2016 A	0.230	12,400 per 4,000 units	2016/02/26	100,000,000	2015/07/17
24060	BOCI Asia Ltd.	HSI European Warrants Dec 2015 C	0.210	25,700 per 6,000 units	2015/12/30	100,000,000	2015/07/17
24063	BOCI Asia Ltd.	HSI European Put Warrants Jan 2016 A	0.270	24,000 per 7,000 units	2016/01/28	100,000,000	2015/07/17
24077	Credit Suisse AG	CC Bank European Put Warrants Jan 2016 B	0.500	5.80 per unit	2016/01/28	70,000,000	2015/07/17
24079	Credit Suisse AG	China Life European Put Wts Jan 2016 B	0.300	27.800	2016/01/28	70,000,000	2015/07/17
24080	Credit Suisse AG	HKEx European Put Warrants Jan 2016 C	0.250	212.80 per 100 units	2016/01/28	80,000,000	2015/07/17
24078	Credit Suisse AG	HSBC European Put Warrants Jan 2016 C	0.360	63.800	2016/01/28	70,000,000	2015/07/17
24070	Goldman Sachs SP (Asia)	BOCL European Warrants Jan 2016 C	0.324	4.80 per unit	2016/01/28	100,000,000	2015/07/17
24068	Goldman Sachs SP (Asia)	CC Bank European Wts Jan 2016 B	0.555	6.80 per unit	2016/01/28	100,000,000	2015/07/17
24071	Goldman Sachs SP (Asia)	Tencent European Put Wt Jun 2016 B	0.183	138.88 per 100 units	2016/06/29	300,000,000	2015/07/17

Newly listed derivative warrants (continued)

Code	Issuer	Name of issue	Issue prices (HK\$)	Strike level/ Subscription price (HK\$) per 10 units	Subscription/ exercise period	Unit issued on initial listing	Listing date
24073	HK Bank	Anhui Conch European Warrants Jan 2016 A	0.250	29.380	2016/01/29	80,000,000	2015/07/17
24074	HK Bank	CRRC European Warrants Jan 2016 A	0.250	11.880	2016/01/29	100,000,000	2015/07/17
24072	HK Bank	China Tel European Warrants Jan 2016 A	0.250	4.80 per unit	2016/01/29	80,000,000	2015/07/17
24091	J P Morgan SP BV	China Life European Put Wts Apr 2016 A	0.288	28.000	2016/04/05	100,000,000	2015/07/17
24090	J P Morgan SP BV	HSBC European Put Warrants Feb 2016 B	0.380	63.880	2016/02/03	100,000,000	2015/07/17
24066	Macquarie Bank Ltd.	Minsheng Bank European Wts Apr 2017 A	0.250	9.580	2017/04/04	50,000,000	2015/07/17
24065	Macquarie Bank Ltd.	Lenovo European Warrants Feb 2016 A	1.000	11.98 per unit	2016/02/02	10,000,000	2015/07/17
24089	Standard Chartered Bank	HSBC European Warrants Apr 2016 A	0.250	72.800	2016/04/11	100,000,000	2015/07/17
24083	SGA Societe Generale Acceptance NV	CSOP A50 ETF Eu Wt Mar16C	0.185	15.800	2016/03/03	300,000,000	2015/07/17
24084	SGA Societe Generale Acceptance NV	CSOP A50 ETF Eu Wt Jun16A	0.160	17.880	2016/06/03	300,000,000	2015/07/17
24087	SGA Societe Generale Acceptance N.V.	A50 Ch Eu Wt Jul 2016A	0.165	16.000	2016/07/06	300,000,000	2015/07/17
24081	SGA Societe Generale Acceptance N.V.	HSI Eur Wt Jan 2016 I	0.155	26,288 per 8,800 units	2016/01/28	150,000,000	2015/07/17
24082	UBS AG	CSOP A50 ETF European Warrants May 2016 C	0.150	18.170	2016/05/23	300,000,000	2015/07/17
24102	Credit Suisse AG	HSCEI European Warrants Jan 2016 C	0.250	12,400 per 4,500 units	2016/01/28	128,000,000	2015/07/20
24104	Credit Suisse AG	HSCEI European Warrants Feb 2016 A	0.250	13,200 per 4,000 units	2016/02/26	128,000,000	2015/07/20
24110	Credit Suisse AG	HSCEI European Put Warrants Jan 2016 D	0.300	12,400 per 5,000 units	2016/01/28	128,000,000	2015/07/20
24109	Credit Suisse AG	HSCEI European Put Warrants Mar 2016 B	0.500	13,600 per 5,000 units	2016/03/30	128,000,000	2015/07/20
24100	Credit Suisse AG	HS H-SHARE European Warrants Jan 2016 B	0.930	130.000	2016/01/19	70,000,000	2015/07/20
24127	J P Morgan SP BV	Greatwall Motor European Wts Apr 2016 A	0.587	38.880	2016/04/05	100,000,000	2015/07/20
24098	Macquarie Bank Ltd.	BankComm European Warrants Feb 2016 A	0.415	10.48 per unit	2016/02/02	25,000,000	2015/07/20
24123	Standard Chartered Bank	BOCL European Warrants Feb 2016 A	0.250	5 per unit	2016/02/01	80,000,000	2015/07/20
24126	Standard Chartered Bank	CGN Power European Warrants Feb16A	0.250	4.50 per unit	2016/02/22	50,000,000	2015/07/20
24118	Standard Chartered Bank	China Mobile Euro Wts Jan 2016 A	0.600	103.000	2016/01/25	100,000,000	2015/07/20
24116	Standard Chartered Bank	Haitong Sec Euro Wts Feb 2016 A	0.250	21.880	2016/02/11	80,000,000	2015/07/20
24125	Standard Chartered Bank	PetroChina European Wts Apr 2016 A	0.250	10 per unit	2016/04/05	80,000,000	2015/07/20
24092	SGA Societe Generale Acceptance N.V.	BOCL Eu Wt Feb 2016 A	0.380	4.78 per unit	2016/02/03	100,000,000	2015/07/20
24093	SGA Societe Generale Acceptance N.V.	CCB Eur Wt Feb 2016 B	0.530	6.88 per unit	2016/02/03	100,000,000	2015/07/20
24099	SGA Societe Generale Acceptance N.V.	HS H-SHARE Eu Wts Feb16B	1.220	120.000	2016/02/03	50,000,000	2015/07/20
24097	SGA Societe Generale Acceptance N.V.	Ping An Eu Wt Feb 16 C	0.670	115.000	2016/02/03	60,000,000	2015/07/20
24159	BNP Paribas Arbit Issu B.V.	Avichina European Wts Feb 16 A	0.250	7.650	2016/02/02	80,000,000	2015/07/21
24160	BNP Paribas Arbit Issu B.V.	China Cinda Eur Wts Feb 2016 A	0.440	4.20 per unit	2016/02/02	50,000,000	2015/07/21
24169	BNP Paribas Arbit Issu B.V.	CITIC Sec Euro Wts Feb 2016 A	0.410	28.880	2016/02/02	60,000,000	2015/07/21
24170	BNP Paribas Arbit Issu B.V.	Minsheng Bk Euro Wt Dec 2015 A	0.690	11.69 per unit	2015/12/31	40,000,000	2015/07/21
24179	BNP Paribas Arbit Issu B.V.	CNBM European Wts Feb 2016 A	0.820	7.80 per unit	2016/02/02	30,000,000	2015/07/21
24158	BNP Paribas Arbit Issu B.V.	Fosun Intl European Wts Feb16A	0.300	18.000	2016/02/02	80,000,000	2015/07/21
24164	BNP Paribas Arbit Issu B.V.	Galaxy Ent Euro Wts Feb 2016 A	0.490	42.000	2016/02/02	60,000,000	2015/07/21
24161	BNP Paribas Arbit Issu B.V.	PetroCh Euro Wts Feb 2016 A	0.570	9.30 per unit	2016/02/02	40,000,000	2015/07/21
24165	BNP Paribas Arbit Issu B.V.	Sands China Euro Wt Feb 2016 A	0.330	40.000	2016/02/02	60,000,000	2015/07/21
24156	Credit Suisse AG	HSBC European Wts Dec 2015 D	0.160	77.900	2015/12/30	80,000,000	2015/07/21
24144	Credit Suisse AG	HSCEI European Warrants Feb 2016 B	0.150	14,400 per 3,800 units	2016/02/26	128,000,000	2015/07/21
24149	Goldman Sachs SP (Asia)	Galaxy Ent European Wts Jan 2016 B	0.370	43.880	2016/01/29	80,000,000	2015/07/21
24152	Goldman Sachs SP (Asia)	Sands China Euro Wts Jan 2016 A	0.294	39.880	2016/01/29	80,000,000	2015/07/21
24141	HK Bank	CITIC Sec European Warrants Jan 2016 A	0.250	27.880	2016/01/29	80,000,000	2015/07/21

Newly listed derivative warrants (continued)

Code	Issuer	Name of issue	Issue prices (HK\$)	Strike level/ Subscription price (HK\$) per 10 units	Subscription/ exercise period	Unit issued on initial listing	Listing date
24132	HK Bank	CNOOC European Warrants Dec 2016 B	0.150	11.020	2016/12/28	180,000,000	2015/07/21
24135	HK Bank	Sinopec Corp European Warrants Jan 2016 A	0.450	6.38 per unit	2016/01/29	80,000,000	2015/07/21
24139	HK Bank	CPIC European Warrants Jan 2016 A	0.300	38.880	2016/01/29	50,000,000	2015/07/21
24140	HK Bank	HS H-SHARE European Warrants Jan 2016 A	0.600	133.880	2016/01/29	50,000,000	2015/07/21
24143	HK Bank	PetroChina European Warrants Jan 2016 B	0.350	9.28 per unit	2016/01/29	80,000,000	2015/07/21
24130	Macquarie Bank Ltd.	China Life European Put Warrants Feb16D	0.250	27.880	2016/02/02	40,000,000	2015/07/21
24178	Standard Chartered Bank	CAM CSI300 European Wts Apr 2016 A	0.300	65.000	2016/04/01	80,000,000	2015/07/21
24171	Standard Chartered Bank	China Overseas Euro Wt Jan 2016 A	0.150	30.050	2016/01/12	80,000,000	2015/07/21
24176	Standard Chartered Bank	Greatwall Motor Euro Wt Apr 2016 A	0.250	42.000	2016/04/05	50,000,000	2015/07/21
24177	Standard Chartered Bank	HSHI ETF European Put Wts May 16 A	0.450	100.000	2016/05/09	40,000,000	2015/07/21
24174	Standard Chartered Bank	ZTE European Warrants Feb 2016 A	0.250	23.000	2016/02/24	50,000,000	2015/07/21
24153	SGA Societe Generale Acceptance N.V.	AGBK Eu Wt Feb 2016 A	0.305	3.88 per unit	2016/02/03	100,000,000	2015/07/21
24155	SGA Societe Generale Acceptance N.V.	CITIC Sec Eu Wt Feb16A	0.560	23.880	2016/02/03	25,000,000	2015/07/21
24154	SGA Societe Generale Acceptance N.V.	Shenhua Eu Wt Sep 16 A	0.250	15.880	2016/09/05	40,000,000	2015/07/21
24145	SGA Societe Generale Acceptance N.V.	Galaxy Ent Eu Wt Feb16A	0.360	43.880	2016/02/03	80,000,000	2015/07/21
24146	SGA Societe Generale Acceptance N.V.	Sands China Eu Wt Feb16A	0.280	40.000	2016/02/03	80,000,000	2015/07/21
24147	SGA Societe Generale Acceptance NV	Sands Ch Eu Put Wt Mar16A	0.375	30.000	2016/03/03	80,000,000	2015/07/21
20906 [#]	Standard Chartered Bank	HKEx European Warrants Dec 2015 C	0.187	252 per 100 units	2015/12/28	100,000,000	2015/07/21
21778 [#]	Standard Chartered Bank	HKEx European Warrants Jan 2016 C	0.110	288.88 per 100 units	2016/01/04	100,000,000	2015/07/21
24186	Credit Suisse AG	CITIC Sec European Warrants Jan 2016 A	0.430	25.000	2016/01/28	60,000,000	2015/07/22
24185	Credit Suisse AG	CNOOC European Warrants Dec 2016 A	0.150	10.980	2016/12/29	150,000,000	2015/07/22
24187	Credit Suisse AG	HSI European Put Warrants Jan 2016 E	0.250	24,400 per 8,000 units	2016/01/28	128,000,000	2015/07/22
24189	Credit Suisse AG	HSI European Put Warrants Jan 2016 F	0.270	25,000 per 8,000 units	2016/01/28	128,000,000	2015/07/22
24209	Goldman Sachs SP (Asia)	China Life Euro Wts Jan 2016 A	0.331	31.800	2016/01/28	80,000,000	2015/07/22
24210	Goldman Sachs SP (Asia)	China Life Euro Wts Jan 2016 B	0.521	27.800	2016/01/28	80,000,000	2015/07/22
24212	Goldman Sachs SP (Asia)	Lenovo European Wts Dec 2016 A	0.251	9.800	2016/12/29	80,000,000	2015/07/22
24208	Goldman Sachs SP (Asia)	Ping An European Wts Jan 2016 B	1.090	92.800	2016/01/28	80,000,000	2015/07/22
24207	J P Morgan SP BV	A50 China European Warrants Oct 2016 A	0.169	14.380	2016/10/21	200,000,000	2015/07/22
24205	J P Morgan SP BV	PetroChina European Warrants Dec 2015 B	0.423	8.88 per unit	2015/12/30	100,000,000	2015/07/22
24180	Macquarie Bank Ltd.	BOCL European Put Warrants Feb 2016 C	0.286	3.88 per unit	2016/02/02	35,000,000	2015/07/22
24181	Macquarie Bank Ltd.	Greatwall Motor European Wts Feb 2016 B	0.334	48.000	2016/02/02	30,000,000	2015/07/22
24193	Standard Chartered Bank	China Life European Wts Jan 2016 B	0.200	36.200	2016/01/25	100,000,000	2015/07/22
24190	Standard Chartered Bank	Sinopec Corp Euro Wts Feb 2016 A	0.250	7.60 per unit	2016/02/29	80,000,000	2015/07/22
24204	Standard Chartered Bank	HSCEI European Put Wts Jan 2016 D	0.150	11,400 per 5,000 units	2016/01/28	100,000,000	2015/07/22
24194	Standard Chartered Bank	HSI European Warrants Jan 2016 A	0.250	25,000 per 8,000 units	2016/01/28	100,000,000	2015/07/22
24195	Standard Chartered Bank	HSI European Put Wts Jan 2016 B	0.250	24,400 per 7,500 units	2016/01/28	100,000,000	2015/07/22
24192	Standard Chartered Bank	Kingsoft European Wts Jan 2016 B	0.250	25.800	2016/01/22	60,000,000	2015/07/22
24200	SGA Societe Generale Acceptance N.V.	AIA Eur Wt Feb 2016 A	0.325	53.880	2016/02/03	100,000,000	2015/07/22
24197	SGA Societe Generale Acceptance N.V.	CGS Euro Wts Jun 16 A	0.250	8.600	2016/06/03	60,000,000	2015/07/22
24184	SGA Societe Generale Acceptance N.V.	HS H-SHARE Eu Wts Feb16C	0.490	140.000	2016/02/03	50,000,000	2015/07/22
24201	SGA Societe Generale Acceptance N.V.	Petch Eu Wt Feb 2016A	0.640	8.38 per unit	2016/02/03	60,000,000	2015/07/22
24182	UBS AG	BYD European Warrants Aug 2017 A	0.250	40.88 per 100 units	2017/08/28	300,000,000	2015/07/22
24183	UBS AG	Greatwall Motor European Warrants Jan 2016 A	0.480	36.880	2016/01/25	30,000,000	2015/07/22

Newly listed derivative warrants (continued)

Code	Issuer	Name of issue	Issue prices (HK\$)	Strike level/ Subscription price (HK\$) per 10 units	Subscription/ exercise period	Unit issued on initial listing	Listing date
24203	UBS AG	Ping An European Warrants Jan 2016 B	1.000	98.380	2016/01/21	100,000,000	2015/07/22
24217	BOCI Asia Ltd.	CM Bank European Warrants Feb 2016 B	0.250	21.930	2016/02/11	100,000,000	2015/07/23
24218	BOCI Asia Ltd.	Haitong Sec European Warrants Jan 2016 A	0.270	16.880	2016/01/18	100,000,000	2015/07/23
24213	BOCI Asia Ltd.	PetroChina European Warrants Feb 2016 A	0.420	9.38 per unit	2016/02/11	100,000,000	2015/07/23
24246	Credit Suisse AG	China Life European Warrants Jan 2016 C	0.250	35.380	2016/01/28	70,000,000	2015/07/23
24221	HK Bank	Agricultural Bank European Warrants Jan 2016 B	0.250	4 per unit	2016/01/29	80,000,000	2015/07/23
24219	HK Bank	China Overseas European Warrants Dec 2015 A	0.150	30.880	2015/12/31	100,000,000	2015/07/23
24224	HK Bank	Kingsoft European Warrants Jan 2016 A	0.250	25.380	2016/01/29	80,000,000	2015/07/23
24234	SGA Societe Generale Acceptance NV	Minsheng Bk Eu Wt Feb16 B	0.870	10 per unit	2016/02/03	12,000,000	2015/07/23
24235	SGA Societe Generale Acceptance N.V.	Ch Mob Eu Wt Dec 15 B	0.350	110.000	2015/12/03	80,000,000	2015/07/23
24240	SGA Societe Generale Acceptance N.V.	CP&CC Eu Wt Feb 2016A	0.475	6.48 per unit	2016/02/03	80,000,000	2015/07/23
24236	SGA Societe Generale Acceptance N.V.	HKEx Eu Wt Feb 2016 F	0.345	220 per 100 units	2016/02/03	200,000,000	2015/07/23
24239	SGA Societe Generale Acceptance N.V.	HSBC Eu Wt May 2016 A	0.460	70.000	2016/05/05	100,000,000	2015/07/23
24225	SGA Societe Generale Acceptance N.V.	HSCEI Eu Wt Jan 2016D	0.240	11,600 per 4,800 units	2016/01/28	150,000,000	2015/07/23
24226	SGA Societe Generale Acceptance N.V.	HSCEI Eu Wt Jan 2016E	0.195	12,000 per 5,000 units	2016/01/28	150,000,000	2015/07/23
24229	SGA Societe Generale Acceptance N.V.	HSCEI Eu Wt Mar 2016B	0.165	13,400 per 4,000 units	2016/03/30	150,000,000	2015/07/23
24233	SGA Societe Generale Acceptance N.V.	HSCEI Eu Put Wt Feb16D	0.150	11,000 per 5,200 units	2016/02/26	150,000,000	2015/07/23
24232	SGA Societe Generale Acceptance N.V.	HSCEI Eu Put Wt Mar16C	0.150	10,000 per 4,000 units	2016/03/30	150,000,000	2015/07/23
24243	SGA Societe Generale Acceptance N.V.	ICBC Eu Wt Feb 2016 B	0.420	5.88 per unit	2016/02/03	80,000,000	2015/07/23
24245	SGA Societe Generale Acceptance N.V.	Tencent Eu Wt Feb 16 A	0.155	150 per 100 units	2016/02/03	500,000,000	2015/07/23
24244	SGA Societe Generale Acceptance N.V.	Tencent Eu Wt Jul 16 C	0.250	140.88 per 100 units	2016/07/06	500,000,000	2015/07/23
24271	BNP Paribas Arbit Issu B.V.	CHALCO European Wts Feb 2016 A	0.510	3.50 per unit	2016/02/02	50,000,000	2015/07/24
24270	BNP Paribas Arbit Issu B.V.	Haitong Sec Eu Wts Feb 2016 A	0.340	18.380	2016/02/02	50,000,000	2015/07/24
24273	Credit Suisse AG	Lenovo European Warrants Jun 2016 B	0.150	10.000	2016/06/29	120,000,000	2015/07/24
24275	Goldman Sachs SP (Asia)	AIA European Warrants Feb 2016 A	0.250	58.880	2016/02/02	80,000,000	2015/07/24
24274	Goldman Sachs SP (Asia)	China Cinda Euro Wts Jan 2016 B	0.420	4.08 per unit	2016/01/28	80,000,000	2015/07/24
24276	Goldman Sachs SP (Asia)	Guotai Junani European Wts Sep16 A	0.186	4.600	2016/09/29	100,000,000	2015/07/24
24268	Macquarie Bank Ltd.	HKEx European Warrants Jan 2016 E	0.182	280 per 100 units	2016/01/05	55,000,000	2015/07/24
24248	Macquarie Bank Ltd.	Yanzhou Coal European Wts Jan 2018 A	0.250	5.980	2018/01/03	40,000,000	2015/07/24
24269	Standard Chartered Bank	BYD European Warrants Feb 2018 A	0.250	46 per 100 units	2018/02/26	50,000,000	2015/07/24
24254	Standard Chartered Bank	China Coal European Wts Jul 2016 A	0.250	4.90 per unit	2016/07/11	60,000,000	2015/07/24
24258	Standard Chartered Bank	CRCC European Warrants Mar 2016 A	0.250	12.000	2016/03/29	50,000,000	2015/07/24
24253	Standard Chartered Bank	China Shenhua Euro Wts Apr 2016 A	0.150	20.000	2016/04/22	80,000,000	2015/07/24
24259	Standard Chartered Bank	YZ Coal European Wts Sep 2016 A	0.250	5.80 per unit	2016/09/05	60,000,000	2015/07/24
24255	Standard Chartered Bank	Zijin Mining Euro Wts Aug 2016 A	0.250	2.80 per unit	2016/08/01	50,000,000	2015/07/24
24250	SGA Societe Generale Acceptance N.V.	HS H-SH Eu Put Wt Feb16D	0.365	100.000	2016/02/03	50,000,000	2015/07/24
24252	SGA Societe Generale Acceptance N.V.	HSI Eu Put Wt Jan 16 J	0.160	23,500 per 7,000 units	2016/01/28	150,000,000	2015/07/24
24249	SGA Societe Generale Acceptance N.V.	Ping An Eu Put Wt Feb16D	0.630	85.880	2016/02/03	60,000,000	2015/07/24
24260	SGA Societe Generale Acceptance N.V.	Tencent Eu Wt Feb 16 B	1.680	153.880	2016/02/03	60,000,000	2015/07/24
24265	SGA Societe Generale Acceptance N.V.	Tencent Eu Wt Feb 16 C	1.140	170.000	2016/02/03	60,000,000	2015/07/24
24287	Credit Suisse AG	AIA European Warrants Dec 2015 B	0.315	52.880	2015/12/31	80,000,000	2015/07/27
24291	Goldman Sachs SP (Asia)	CGS European Warrants Apr 2016 A	0.250	8.880	2016/04/15	80,000,000	2015/07/27
24292	Goldman Sachs SP (Asia)	Ch Overseas European Wts Mar 2016 A	0.331	28.500	2016/03/30	60,000,000	2015/07/27

Newly listed derivative warrants (continued)

Code	Issuer	Name of issue	Issue prices (HK\$)	Strike level/ Subscription price (HK\$) per 10 units	Subscription/ exercise period	Unit issued on initial listing	Listing date
24281	HK Bank	CITIC Bank European Warrants Jan 2016 A	0.400	6.58 per unit	2016/01/29	50,000,000	2015/07/27
24282	HK Bank	Greatwall Motor European Warrants Feb 2016 A	0.300	35.880	2016/02/29	50,000,000	2015/07/27
24285	HK Bank	HSCEI European Put Warrants Jan 2016 C	0.150	10,748 per 4,800 units	2016/01/28	180,000,000	2015/07/27
24278	HK Bank	Link REIT European Warrants Jan 2016 A	0.250	48.880	2016/01/29	80,000,000	2015/07/27
24277	HK Bank	PetroChina European Warrants Oct 2015 B	0.150	9.81 per unit	2015/10/30	100,000,000	2015/07/27
24286	Macquarie Bank Ltd.	CC Bank European Warrants Mar 2016 A	0.418	8.20 per unit	2016/03/02	24,000,000	2015/07/27
24290	Macquarie Bank Ltd.	CKH European Warrants Feb 2016 B	1.006	117.880	2016/02/02	10,000,000	2015/07/27
24288	Macquarie Bank Ltd.	China Mobile European Wts Dec 2015 A	0.183	128.000	2015/12/02	55,000,000	2015/07/27
17631#	HK Bank	CNOOC European Warrants Oct 2015 A	0.043	11.400	2015/10/30	420,000,000	2015/07/27
24305	J P Morgan SP BV	China Unicom European Warrants Oct 2016 A	0.251	11.500	2016/10/03	100,000,000	2015/07/28
24299	Macquarie Bank Ltd.	Sinopec Corp European Wts Feb 2016 A	0.336	7.78 per unit	2016/02/02	30,000,000	2015/07/28
24293	Macquarie Bank Ltd.	Guotai Junani European Warrants Oct17A	0.250	4.880	2017/10/03	40,000,000	2015/07/28
24298	Standard Chartered Bank	CGS European Warrants May 2016 A	0.250	9.800	2016/05/23	80,000,000	2015/07/28
24294	Standard Chartered Bank	Evergrande European Wts Jul 2016 A	0.420	7 per unit	2016/07/18	50,000,000	2015/07/28
24297	Standard Chartered Bank	SPDR Gold Trust Euro Wt Jul 2016 A	0.730	900 per 100 units	2016/07/28	50,000,000	2015/07/28
24304	UBS AG	CITIC Sec European Warrants Jan 2016 B	0.370	26.880	2016/01/27	50,000,000	2015/07/28
24301	UBS AG	China Unicom European Warrants Feb 2017 A	0.250	13.380	2017/02/13	100,000,000	2015/07/28
10349	BNP Paribas Arbit Issu B.V.	Gold European Wts Jun 2016 A	0.250	1,200 per 3,500 units	2016/06/16	100,000,000	2015/07/29
10350	BNP Paribas Arbit Issu B.V.	Gold European Put Wts Jun 16 B	0.250	1,000 per 3,500 units	2016/06/16	100,000,000	2015/07/29
10351	BNP Paribas Arbit Issu B.V.	Oil Futures Euro Wt May 2016 A	0.250	58 per 300 units	2016/05/18	100,000,000	2015/07/29
10352	BNP Paribas Arbit Issu B.V.	Oil Futures Eu Put Wt May 16 B	0.250	50 per 300 units	2016/05/18	100,000,000	2015/07/29
24318	HK Bank	CHALCO European Warrants Jan 2016 A	0.250	3.58 per unit	2016/01/29	40,000,000	2015/07/29
24311	HK Bank	HSI European Warrants Jan 2016 F	0.250	25,218 per 8,500 units	2016/01/28	250,000,000	2015/07/29
24310	HK Bank	HSI European Put Warrants Jan 2016 E	0.250	25,488 per 9,000 units	2016/01/28	250,000,000	2015/07/29
24320	HK Bank	HSI European Put Warrants Jan 2016 G	0.250	24,388 per 7,000 units	2016/01/28	250,000,000	2015/07/29
24317	HK Bank	Zijin Mining European Warrants Feb 2016 A	0.250	2.58 per unit	2016/02/29	40,000,000	2015/07/29
24306	Macquarie Bank Ltd.	Tencent European Warrants Feb 2016 A	0.668	219.880	2016/02/02	15,000,000	2015/07/29
24309	Macquarie Bank Ltd.	Tencent European Warrants Feb 2016 B	0.837	187.880	2016/02/02	12,000,000	2015/07/29
24321	SGA Societe Generale Acceptance N.V.	CMob Eu Put Wt Jan16B	0.285	86.000	2016/01/06	80,000,000	2015/07/29
24322	SGA Societe Generale Acceptance N.V.	ChiUnicom Eu Wt Oct16 A	0.250	11.800	2016/10/05	100,000,000	2015/07/29
24326	BOCI Asia Ltd.	AIA European Warrants Feb 2016 A	0.380	53.880	2016/02/15	100,000,000	2015/07/30
24325	BOCI Asia Ltd.	Sinopec Corp European Warrants Feb 2016 A	0.310	6.88 per unit	2016/02/05	100,000,000	2015/07/30
24334	BNP Paribas Arbit Issu B.V.	Agricultural Bank Eu Wt Feb16A	0.350	3.90 per unit	2016/02/02	40,000,000	2015/07/30
24335	BNP Paribas Arbit Issu B.V.	BYD European Wts Feb 2016 A	0.510	42.000	2016/02/02	40,000,000	2015/07/30
24332	BNP Paribas Arbit Issu B.V.	CM Bank Euro Warrants Feb 2016 A	0.280	21.680	2016/02/02	50,000,000	2015/07/30
24333	BNP Paribas Arbit Issu B.V.	Kingsoft Euro Wts Feb 2016 A	0.250	28.880	2016/02/02	50,000,000	2015/07/30
24331	BNP Paribas Arbit Issu B.V.	PetroCh Euro Wts Jan 2016 B	0.400	8.88 per unit	2016/01/05	30,000,000	2015/07/30
24324	BNP Paribas Arbit Issu B.V.	SPDR Gold Trust Euro Wt Feb16A	0.460	888 per 100 units	2016/02/02	22,000,000	2015/07/30
24355	J P Morgan SP BV	HSI European Put Warrants Jan 2016 J	0.151	24,000 per 8,000 units	2016/01/28	300,000,000	2015/07/30
24356	J P Morgan SP BV	Sands China European Put Wts Apr 2016 A	0.358	31.280	2016/04/05	100,000,000	2015/07/30
24351	J P Morgan SP BV	SPDR Gold Trust European Wts Feb 2016 A	0.509	998 per 100 units	2016/02/23	50,000,000	2015/07/30
24353	J P Morgan SP BV	SPDR Gold Trust European Wts Mar 2016 A	0.300	1,188 per 100 units	2016/03/22	50,000,000	2015/07/30
24323	Macquarie Bank Ltd.	Tencent European Put Wts Feb 2016 C	0.669	124.880	2016/02/02	15,000,000	2015/07/30

Newly listed derivative warrants (continued)

Code	Issuer	Name of issue	Issue prices (HK\$)	Strike level/ Subscription price (HK\$) per 10 units	Subscription/ exercise period	Unit issued on initial listing	Listing date
24337	Standard Chartered Bank	CTel European Warrants Sep 2016 A	0.500	5 per unit	2016/09/26	60,000,000	2015/07/30
24338	Standard Chartered Bank	China Unicom Euro Wts Mar 2016 A	0.650	14 per unit	2016/03/29	60,000,000	2015/07/30
24346	SGA Societe Generale Acceptance NV	Ch Ship Cont Eu Wt Aug16A	0.680	3.50 per unit	2016/08/03	30,000,000	2015/07/30
24328	SGA Societe Generale Acceptance N.V.	HKEx Eu Put Wt Feb16G	0.150	188.88 per 100 units	2016/02/03	200,000,000	2015/07/30
24330	SGA Societe Generale Acceptance N.V.	HSBC Eu Put Wt Feb16 B	0.250	63.000	2016/02/03	100,000,000	2015/07/30
24339	SGA Societe Generale Acceptance N.V.	HSI Eur Wt Jan 2016 K	0.165	26,900 per 6,500 units	2016/01/28	150,000,000	2015/07/30
24340	SGA Societe Generale Acceptance N.V.	HSI Eur Wt Feb 2016 B	0.150	27,500 per 7,000 units	2016/02/26	150,000,000	2015/07/30
24350	UBS AG	PetroChina European Warrants Dec 2015 B	0.350	8.89 per unit	2015/12/23	50,000,000	2015/07/30
24365	Credit Suisse AG	AIA European Warrants Feb 2016 A	0.250	57.880	2016/02/01	80,000,000	2015/07/31
24363	Goldman Sachs SP (Asia)	China Life Euro Wts Jan 2016 C	0.240	34.900	2016/01/20	80,000,000	2015/07/31
24360	Goldman Sachs SP (Asia)	Sinopec Corp European Wts Feb 2016 A	0.453	6.33 per unit	2016/02/02	80,000,000	2015/07/31
24364	Goldman Sachs SP (Asia)	HKEx European Warrants Feb 2016 A	0.281	222.80 per 100 units	2016/02/01	200,000,000	2015/07/31
24359	Goldman Sachs Sp (Asia)	ICBC European Warrants Jan 2016 B	0.367	5.99 per unit	2016/01/26	80,000,000	2015/07/31
24361	Goldman Sachs SP (Asia)	PetroChina European Wts Feb 2016 A	0.522	8.39 per unit	2016/02/01	80,000,000	2015/07/31
24358	HK Bank	AIA European Warrants Feb 2016 A	0.250	59.380	2016/02/01	80,000,000	2015/07/31
24357	HK Bank	Sands China European Warrants Feb 2016 A	0.260	39.080	2016/02/01	80,000,000	2015/07/31
24379	BNP Paribas Arbit Issu B.V.	CKH European Wts Jan 2016 A	0.450	129.000	2016/01/05	40,000,000	2015/08/03
24378	BNP Paribas Arbit Issu B.V.	PetroCh Euro Wts Mar 2016 A	0.620	8 per unit	2016/03/02	40,000,000	2015/08/03
24373	Credit Suisse AG	HKEx European Warrants Feb 2016 B	0.250	212.88 per 100 units	2016/02/02	100,000,000	2015/08/03
24439	Goldman Sachs SP (Asia)	HKEx European Warrants Feb 2016 B	0.160	238.88 per 100 units	2016/02/05	250,000,000	2015/08/03
24438	Goldman Sachs SP (Asia)	Tencent European Wt Feb 2016 C	0.150	150 per 100 units	2016/02/02	300,000,000	2015/08/03
24431	J P Morgan SP BV	AIA European Warrants Feb 2016 A	0.449	48.880	2016/02/02	100,000,000	2015/08/03
24417	J P Morgan SP BV	BOCL European Warrants Feb 2016 A	0.402	4.48 per unit	2016/02/02	100,000,000	2015/08/03
24418	J P Morgan SP BV	China Life European Warrants Feb 2016 B	0.251	31.880	2016/02/02	100,000,000	2015/08/03
24421	J P Morgan SP BV	Sinopec Corp European Warrants Mar 2016 A	0.394	6.28 per unit	2016/03/02	100,000,000	2015/08/03
24428	J P Morgan SP BV	HSCEI European Wts Jan 2016 F	0.212	11,300 per 4,500 units	2016/01/28	200,000,000	2015/08/03
24437	J P Morgan SP BV	HSCEI European Put Warrants Jan 2016 G	0.160	10,800 per 4,800 units	2016/01/28	200,000,000	2015/08/03
24412	J P Morgan SP BV	HSI European Warrants Feb 2016 F	0.250	24,500 per 8,000 units	2016/02/26	300,000,000	2015/08/03
24413	J P Morgan SP BV	HSI European Warrants Mar 2016 C	0.255	24,200 per 8,000 units	2016/03/30	300,000,000	2015/08/03
24426	J P Morgan SP BV	HSI European Put Warrants Jan 2016 K	0.166	23,600 per 6,500 units	2016/01/28	300,000,000	2015/08/03
24414	J P Morgan SP BV	ICBC European Warrants Nov 2015 B	0.151	6 per unit	2015/11/04	100,000,000	2015/08/03
24420	J P Morgan SP BV	PetroChina European Warrants Feb 2016 B	0.448	8.08 per unit	2016/02/02	100,000,000	2015/08/03
24397	Macquarie Bank Ltd.	BOCL European Warrants Mar 2016 B	0.400	4.68 per unit	2016/03/02	25,000,000	2015/08/03
24393	Macquarie Bank Ltd.	CITIC Sec European Warrants Apr 2016 A	0.407	28.880	2016/04/05	25,000,000	2015/08/03
24400	Macquarie Bank Ltd.	China Life European Wts Mar 2016 B	0.250	35.880	2016/03/02	40,000,000	2015/08/03
24395	Macquarie Bank Ltd.	China Mobile European Put Wts Mar16A	0.288	75.000	2016/03/02	35,000,000	2015/08/03
24384	Macquarie Bank Ltd.	HKEx European Put Warrants Jul 2016 D	0.250	170 per 100 units	2016/07/05	40,000,000	2015/08/03
24407	Macquarie Bank Ltd.	Haitong Sec European Wts May 2016 B	0.336	18.880	2016/05/04	30,000,000	2015/08/03
24366	SGA Societe Generale Acceptance N.V	HS H-SHARE Eu Wts Mar16A	0.500	135.000	2016/03/03	50,000,000	2015/08/03
24368	SGA Societe Generale Acceptance N.V	HS H-SHARE Eu Wts Apr16A	0.290	155.000	2016/04/06	50,000,000	2015/08/03
24372	SGA Societe Generale Acceptance N.V	HS H-SH EU Put Wt Mar16B	0.940	115.000	2016/03/03	50,000,000	2015/08/03
24375	SGA Societe Generale Acceptance N.V.	Ping An Eu Wt Mar 16 A	0.415	50.000	2016/03/03	120,000,000	2015/08/03
24409	UBS AG	HSI European Warrants Nov 2015 H	0.160	25,000 per 6,000 units	2015/11/27	300,000,000	2015/08/03

Newly listed derivative warrants (continued)

Code	Issuer	Name of issue	Issue prices (HK\$)	Strike level/ Subscription price (HK\$) per 10 units	Subscription/ exercise period	Unit issued on initial listing	Listing date
24443	Credit Suisse AG	Tencent Holdings European Wts Feb 2016 E	1.310	154.880	2016/02/04	80,000,000	2015/08/04
24453	Macquarie Bank Ltd.	BYD European Warrants Mar 2016 A	0.834	35.880	2016/03/02	12,000,000	2015/08/04
24446	Macquarie Bank Ltd.	CSOP A50 ETF European Wts Jul 2016 B	0.250	14.000	2016/07/05	40,000,000	2015/08/04
24445	Macquarie Bank Ltd.	A50 China European Warrants Apr 2016 B	0.155	12.980	2016/04/05	65,000,000	2015/08/04
24447	Macquarie Bank Ltd.	HKEx European Warrants Jul 2016 E	0.250	268 per 100 units	2016/07/05	40,000,000	2015/08/04
24450	Macquarie Bank Ltd.	HSBC European Put Warrants Mar 2016 A	0.503	62.500	2016/03/02	20,000,000	2015/08/04
24444	Macquarie Bank Ltd.	PetroChina European Wts Feb 2016 C	0.500	8.49 per unit	2016/02/02	20,000,000	2015/08/04
24465	Standard Chartered Bank	HSCEI European Warrants Jan 2016 E	0.150	11,288 per 4,500 units	2016/01/28	100,000,000	2015/08/04
24468	Standard Chartered Bank	HSCEI European Put Wts Feb 2016 B	0.150	11,000 per 5,200 units	2016/02/26	100,000,000	2015/08/04
24454	Standard Chartered Bank	HSI European Warrants Jan 2016 C	0.150	24,388 per 9,000 units	2016/01/28	100,000,000	2015/08/04
24462	Standard Chartered Bank	HSI European Put Wts Jan 2016 D	0.150	23,000 per 10,000 units	2016/01/28	100,000,000	2015/08/04
24463	Standard Chartered Bank	HSI European Put Wts Jan 2016 E	0.200	24,000 per 8,000 units	2016/01/28	100,000,000	2015/08/04
24442	SGA Societe Generale Acceptance N.V.	HSCEI Eu Put Wt Jan16F	0.150	10,800 per 4,800 units	2016/01/28	150,000,000	2015/08/04
24497	Credit Suisse AG	HSCEI European Put Warrants Mar 2016 C	0.150	10,000 per 4,000 units	2016/03/30	150,000,000	2015/08/05
24501	Credit Suisse AG	Ping An European Warrants Feb 2016 B	0.320	50.380	2016/02/29	80,000,000	2015/08/05
24481	Goldman Sachs SP (Asia)	A50 China European Wts Feb 2016 A	0.814	13.80 per unit	2016/02/05	80,000,000	2015/08/05
24482	Goldman Sachs SP (Asia)	A50 China European Wts Jun 2016 C	0.152	12.880	2016/06/30	80,000,000	2015/08/05
24477	HK Bank	Agricultural Bank European Warrants Feb 2016 A	0.250	3.58 per unit	2016/02/29	80,000,000	2015/08/05
24475	HK Bank	CC Bank European Warrants Feb 2016 A	0.400	6.48 per unit	2016/02/29	80,000,000	2015/08/05
24473	HK Bank	China Life European Warrants Dec 2015 D	0.180	31.980	2015/12/28	100,000,000	2015/08/05
24471	HK Bank	Ping An European Warrants Feb 2016 A	0.400	47.880	2016/02/29	100,000,000	2015/08/05
24474	HK Bank	Tencent European Warrants Jan 2016 B	0.150	150.10 per 100 units	2016/01/29	180,000,000	2015/08/05
24505	J P Morgan SP BV	Ch Ship Cont European Warrants Apr 2016 A	0.409	3.38 per unit	2016/04/05	60,000,000	2015/08/05
24504	J P Morgan SP BV	Geely Auto European Warrants Jul 2016 A	0.474	3.88 per unit	2016/07/05	60,000,000	2015/08/05
24502	J P Morgan SP BV	MCC European Warrants Apr 2016 A	0.567	3.48 per unit	2016/04/05	60,000,000	2015/08/05
24503	J P Morgan SP BV	New World Dev European Wts May 2016 A	0.707	9.88 per unit	2016/05/04	50,000,000	2015/08/05
24500	Macquarie Bank Ltd.	Greatwall Motor European Wts Mar 2016 A	0.334	38.000	2016/03/02	30,000,000	2015/08/05
24483	Standard Chartered Bank	Sinopec Corp Euro Wts Aug 2016 A	0.250	7 per unit	2016/08/01	80,000,000	2015/08/05
24488	Standard Chartered Bank	Galaxy Ent European Wts Feb 2016 B	0.150	42.550	2016/02/05	80,000,000	2015/08/05
24487	Standard Chartered Bank	Sands China Euro Wts Jan 2016 C	0.150	37.050	2016/01/04	80,000,000	2015/08/05
24492	SGA Societe Generale Acceptance N.V.	HS H-SHARE Eu Wts Mar16C	0.940	115.000	2016/03/03	50,000,000	2015/08/05
24510	HK Bank	CAM CSI300 European Warrants Feb 2016 A	0.380	52.880	2016/02/29	60,000,000	2015/08/06
24509	HK Bank	China Unicom European Warrants Sep 2016 A	0.150	11.820	2016/09/30	100,000,000	2015/08/06
24508	HK Bank	China Unicom European Warrants Feb 2017 A	0.150	13.400	2017/02/06	100,000,000	2015/08/06
24507	HK Bank	HKEx European Warrants Jan 2016 A	0.150	242.20 per 100 units	2016/01/26	180,000,000	2015/08/06
24506	HK Bank	Lenovo European Warrants Dec 2016 A	0.150	9.790	2016/12/29	100,000,000	2015/08/06
24512	Macquarie Bank Ltd.	China Life European Wts Dec 2015 B	0.223	31.230	2015/12/02	45,000,000	2015/08/06
24529	Macquarie Bank Ltd.	CNBM European Warrants Mar 2016 A	0.668	7.88 per unit	2016/03/02	15,000,000	2015/08/06
24536	Macquarie Bank Ltd.	Sinopec Corp European Wts Jan 2016 C	0.255	6.77 per unit	2016/01/05	40,000,000	2015/08/06
24531	Macquarie Bank Ltd.	Ping An European Warrants Jan 2016 A	0.400	52.50 per 5 units	2016/01/05	25,000,000	2015/08/06
24535	Macquarie Bank Ltd.	Sands China European Wts Dec 2015 A	0.193	38.350	2015/12/02	52,000,000	2015/08/06
24513	Standard Chartered Bank	AIA European Warrants Feb 2016 A	0.250	54.000	2016/02/22	80,000,000	2015/08/06
24520	Standard Chartered Bank	CAM CSI300 European Wts Mar 2016 A	0.320	55.000	2016/03/31	80,000,000	2015/08/06

Newly listed derivative warrants (continued)

Code	Issuer	Name of issue	Issue prices (HK\$)	Strike level/ Subscription price (HK\$) per 10 units	Subscription/ exercise period	Unit issued on initial listing	Listing date
24525	Standard Chartered Bank	CNOOC European Warrants Jun 2017 A	0.150	10.890	2017/06/27	80,000,000	2015/08/06
24518	Standard Chartered Bank	CSOP A50 ETF Euro Wts Dec 2015 C	0.390	16.30 per unit	2015/12/28	50,000,000	2015/08/06
24519	Standard Chartered Bank	A50 China Euro Warrants Mar 2016 C	0.150	13.000	2016/03/21	80,000,000	2015/08/06
24522	Standard Chartered Bank	HS H-SHARE European Wts Mar 2016 A	0.500	125.000	2016/03/18	80,000,000	2015/08/06
24526	Standard Chartered Bank	Ping An European Wts Mar 2016 A	0.250	52.000	2016/03/02	100,000,000	2015/08/06
24527	Standard Chartered Bank	Tencent Hldg Euro Wts Mar 2016 A	0.710	162.000	2016/03/02	100,000,000	2015/08/06
24534	SGA Societe Generale Acceptance N.V.	Lenovo Eu Wt Jan 17 A	0.150	9.800	2017/01/05	80,000,000	2015/08/06
24544	Goldman Sachs SP (Asia)	CITIC European Warrants Mar 2016 B	0.969	17.28 per unit	2016/03/04	60,000,000	2015/08/07
24545	Goldman Sachs SP (Asia)	Sands China Euro Wts Feb 2016 A	0.364	36.380	2016/02/11	80,000,000	2015/08/07
24555	J P Morgan SP BV	HKEx European Put Wts Feb 2016 D	0.155	188.88 per 100 units	2016/02/02	100,000,000	2015/08/07
24542	Macquarie Bank Ltd.	Anhui Conch European Wts Feb 2016 B	0.198	29.360	2016/02/02	51,000,000	2015/08/07
24546	Macquarie Bank Ltd.	Agricultural Bk Euro Warrants May 2016 A	0.500	3.58 per unit	2016/05/04	20,000,000	2015/08/07
24554	Macquarie Bank Ltd.	China Shenhua European Wts Apr 2016 A	0.250	16.300	2016/04/05	40,000,000	2015/08/07
24540	Macquarie Bank Ltd.	HSBC European Warrants Dec 2015 A	0.338	70.950	2015/12/07	30,000,000	2015/08/07
24547	SGA Societe Generale Acceptance N.V.	HSCEI Eu Wt Feb 2016E	0.220	11,000 per 5,000 units	2016/02/26	150,000,000	2015/08/07
24548	SGA Societe Generale Acceptance N.V.	HSCEI Eu Put Wt Apr16A	0.250	12,000 per 6,500 units	2016/04/28	150,000,000	2015/08/07
24551	SGA Societe Generale Acceptance N.V.	HSI Eur Wt Mar 2016 B	0.155	26,000 per 8,000 units	2016/03/30	150,000,000	2015/08/07
24552	SGA Societe Generale Acceptance N.V.	HSI Eur Wt Mar 2016 C	0.160	26,400 per 7,000 units	2016/03/30	150,000,000	2015/08/07
24553	SGA Societe Generale Acceptance N.V.	HSI Eu Put Wt Jan 16 L	0.175	24,000 per 8,000 units	2016/01/28	150,000,000	2015/08/07
24541	SGA Societe Generale Acceptance N.V.	Tencent Eu Put Wt Jul16D	0.170	137.88 per 100 units	2016/07/06	400,000,000	2015/08/07
24588	Credit Suisse AG	Ping An European Warrants Feb 2016 C	0.430	44.800	2016/02/29	80,000,000	2015/08/10
24598	Goldman Sachs SP (Asia)	HSCEI European Warrants Jan 2016 B	0.179	11,238 per 4,500 units	2016/01/28	150,000,000	2015/08/10
24590	Goldman Sachs SP (Asia)	HSCEI European Put Wts Mar 2016 A	0.164	10,000 per 4,000 units	2016/03/30	150,000,000	2015/08/10
24600	Goldman Sachs SP (Asia)	HSI European Put Wts Jan 2016 C	0.164	22,900 per 7,500 units	2016/01/28	150,000,000	2015/08/10
24559	HK Bank	BOCL European Warrants Feb 2016 A	0.300	4.40 per unit	2016/02/29	80,000,000	2015/08/10
24556	HK Bank	China Shenhua European Warrants Aug 2016 A	0.180	15.900	2016/08/31	80,000,000	2015/08/10
24557	HK Bank	Ping An European Warrants Feb 2016 B	0.250	52.880	2016/02/29	80,000,000	2015/08/10
24605	J P Morgan SP BV	Haitong Int'l European Warrants Mar 2016A	0.902	5.28 per unit	2016/03/01	60,000,000	2015/08/10
24602	J P Morgan SP BV	Lenovo European Warrants Dec 2016 A	0.151	9.800	2016/12/30	70,000,000	2015/08/10
24603	J P Morgan SP BV	NCI European Warrants Mar 2016 A	0.380	40.500	2016/03/03	60,000,000	2015/08/10
24583	Standard Chartered Bank	CRRC European Warrants Feb 2016 A	0.190	11.300	2016/02/26	100,000,000	2015/08/10
24578	Standard Chartered Bank	Galaxy Ent Euro Put Wts Jan 2016 B	0.250	30.900	2016/01/26	60,000,000	2015/08/10
24582	Standard Chartered Bank	Sands China Eu Put Wts Mar 2016 A	0.250	30.050	2016/03/01	60,000,000	2015/08/10
24586	SGA Societe Generale Acceptance N.V.	CCoal Eu Wt Jun 2016 A	0.560	4.30 per unit	2016/06/03	18,000,000	2015/08/10
24562	SGA Societe Generale Acceptance N.V.	CMob Eu Put Wt Mar16A	0.610	92.000	2016/03/03	80,000,000	2015/08/10
24560	SGA Societe Generale Acceptance N.V.	HS H-SH Eu Put Wt May16A	1.030	110.000	2016/05/05	50,000,000	2015/08/10
24563	SGA Societe Generale Acceptance N.V.	Ping An Eu Put Wt Mar16B	0.250	38.000	2016/03/03	120,000,000	2015/08/10
24561	SGA Societe Generale Acceptance NV	Sands Ch Eu Put Wt Apr16A	0.455	33.000	2016/04/06	80,000,000	2015/08/10
24585	SGA Societe Generale Acceptance NV	Yanzhou Coal Eu Wt Jun16A	0.630	5.20 per unit	2016/06/03	16,000,000	2015/08/10
24566	UBS AG	PetroChina European Warrants Jan 2016 A	0.390	8.09 per unit	2016/01/26	50,000,000	2015/08/10
24577	UBS AG	Ping An European Put Warrants Feb 2016 A	0.300	38.880	2016/02/11	70,000,000	2015/08/10
15898*	Credit Suisse AG	Tencent Holdings European Wts Dec 2015 A	0.098	148 per 100 units	2015/12/14	120,000,000	2015/08/10
24637	Bank of East Asia	China Life European Warrants Jun 2016 A	0.250	32.680	2016/06/30	40,000,000	2015/08/11

Newly listed derivative warrants (continued)

Code	Issuer	Name of issue	Issue prices (HK\$)	Strike level/ Subscription price (HK\$) per 10 units	Subscription/ exercise period	Unit issued on initial listing	Listing date
24635	Bank of East Asia	Foxconn European Warrants Apr 2016 A	0.280	5.60 per unit	2016/04/01	36,000,000	2015/08/11
24633	Bank of East Asia	Galaxy Ent European Warrants Apr 2016 A	0.250	46.270	2016/04/01	40,000,000	2015/08/11
24627	Bank of East Asia	Great Wall Motor European Wts Feb 2016 A	0.250	36.333	2016/02/16	40,000,000	2015/08/11
24638	Bank of East Asia	HKEx European Warrants Jun 2016 A	0.250	228 per 100 units	2016/06/08	40,000,000	2015/08/11
24609	HK Bank	AIA European Warrants Feb 2016 B	0.350	50.880	2016/02/29	80,000,000	2015/08/11
24612	HK Bank	CITIC Sec European Warrants Feb 2016 A	0.300	23.380	2016/02/29	80,000,000	2015/08/11
24616	HK Bank	China Life European Warrants Feb 2016 A	0.250	28.280	2016/02/29	100,000,000	2015/08/11
24610	HK Bank	Ch Ship Cont European Warrants Feb 2016 A	0.350	2.80 per unit	2016/02/29	60,000,000	2015/08/11
24611	HK Bank	GCL-Poly Energy European Warrants Feb 2016 A	0.250	1.78 per unit	2016/02/29	60,000,000	2015/08/11
24608	HK Bank	Galaxy Ent European Put Warrants Feb 2016 A	0.250	29.880	2016/02/29	60,000,000	2015/08/11
24626	HK Bank	HSCEI European Put Warrants Mar 2016 A	0.150	9,968 per 4,000 units	2016/03/30	180,000,000	2015/08/11
24613	HK Bank	PetroChina European Warrants Feb 2016 A	0.450	7.80 per unit	2016/02/29	80,000,000	2015/08/11
24617	HK Bank	PetroChina European Warrants Jul 2018 A	0.150	7.890	2018/07/03	180,000,000	2015/08/11
24606	Macquarie Bank Ltd.	CNOOC European Warrants Mar 2016 B	0.667	11.58 per unit	2016/03/02	15,000,000	2015/08/11
24607	Macquarie Bank Ltd.	NCI European Warrants Mar 2016 B	0.400	40.000	2016/03/02	25,000,000	2015/08/11
24640	Macquarie Bank Ltd.	GCL-Poly Energy European Wts Jun 2016 A	0.385	1.68 per unit	2016/06/02	26,000,000	2015/08/12
24648	Macquarie Bank Ltd.	ICBC European Warrants Mar 2016 A	0.250	6.25 per unit	2016/03/02	40,000,000	2015/08/12
24642	Standard Chartered Bank	Angang Steel European Wts Mar 16 A	0.250	5.20 per unit	2016/03/07	50,000,000	2015/08/12
24647	Standard Chartered Bank	CGS European Warrants Apr 2016 A	0.150	8.880	2016/04/22	80,000,000	2015/08/12
24645	Standard Chartered Bank	Haitong Sec Euro Wts Mar 2016 A	0.250	16.880	2016/03/14	80,000,000	2015/08/12
24650	HK Bank	Geely Auto European Warrants Feb 2016 A	0.250	3.80 per unit	2016/02/29	50,000,000	2015/08/13
24649	HK Bank	Greatwall Motor European Warrants Jun 2016 A	0.250	29.880	2016/06/30	60,000,000	2015/08/13
24656	J P Morgan SP BV	CAM CSI300 European Warrants Jan 2016 B	0.154	55.880	2016/01/04	100,000,000	2015/08/13
24658	J P Morgan SP BV	ICBC European Warrants Mar 2016 A	0.355	5.68 per unit	2016/03/01	100,000,000	2015/08/13
24653	Macquarie Bank Ltd.	CEB Bank European Warrants Apr 2016 A	0.506	5.80 per unit	2016/04/05	20,000,000	2015/08/13
24651	Macquarie Bank Ltd.	Foxconn European Warrants Jun 2016 A	0.716	4.38 per unit	2016/06/02	14,000,000	2015/08/13
24655	Standard Chartered Bank	China Overseas Euro Wt Feb 2016 A	0.180	26.880	2016/02/23	100,000,000	2015/08/13
24654	Standard Chartered Bank	Ping An European Wts Feb 2016 A	0.250	48.880	2016/02/15	100,000,000	2015/08/13
24661	Goldman Sachs SP (Asia)	HSI European Warrants Dec 2015 G	0.150	25,700 per 6,000 units	2015/12/30	150,000,000	2015/08/14
24660	J P Morgan SP BV	Ping An European Put Warrants Feb 2016 E	0.599	41.40 per 5 units	2016/02/01	100,000,000	2015/08/14
24659	Macquarie Bank Ltd.	Lenovo European Warrants Mar 2016 A	1.001	9.88 per unit	2016/03/02	10,000,000	2015/08/14
24664	Credit Suisse AG	Sands China European Warrants Feb 2016 A	0.250	43.280	2016/02/29	80,000,000	2015/08/17
24666	Credit Suisse AG	Sands China European Put Wts Feb 2016 B	0.300	31.880	2016/02/29	70,000,000	2015/08/17
24673	Goldman Sachs SP (Asia)	AIA European Warrants Mar 2016 A	0.377	51.800	2016/03/04	80,000,000	2015/08/17
24672	J P Morgan SP BV	CC Bank European Wts Mar 2016 A	0.251	7.28 per unit	2016/03/01	150,000,000	2015/08/17
24671	J P Morgan SP BV	Sands China European Warrants Mar 2016 A	0.252	41.500	2016/03/02	120,000,000	2015/08/17
19194 [#]	Goldman Sachs SP (Asia)	Tencent European Wt Dec 2015 B	0.069	148.10 per 100 units	2015/12/14	150,000,000	2015/08/17
24681	Credit Suisse AG	HSBC European Wts Feb 2016 A	0.260	74.380	2016/02/29	80,000,000	2015/08/18
24678	Macquarie Bank Ltd.	Ch Southern Air Euro Wts Feb 2017 A	0.250	8.880	2017/02/02	40,000,000	2015/08/18
24676	Macquarie Bank Ltd.	Sands China European Wts Mar 2016 B	0.254	46.000	2016/03/02	40,000,000	2015/08/18
24677	Macquarie Bank Ltd.	Tencent European Warrants Oct 2016 B	0.250	160.88 per 100 units	2016/10/04	60,000,000	2015/08/18
23948 [#]	BOCI Asia Ltd.	Tencent Holdings European Wts Feb 2016 C	0.089	150 per 100 units	2016/02/11	120,000,000	2015/08/18
24710	BNP Paribas Arbit Issu B.V.	CC Bank Euro Wts Mar 2016 A	0.480	6.48 per unit	2016/03/02	60,000,000	2015/08/19

Newly listed derivative warrants (continued)

Code	Issuer	Name of issue	Issue prices (HK\$)	Strike level/ Subscription price (HK\$) per 10 units	Subscription/ exercise period	Unit issued on initial listing	Listing date
24711	BNP Paribas Arbit Issu B.V.	Ch Unicom Euro Wt Oct 2016 A	0.170	11.820	2016/10/04	80,000,000	2015/08/19
24704	BNP Paribas Arbit Issu B.V.	Ping An European Wt Mar 2016 A	0.310	50.380	2016/03/02	60,000,000	2015/08/19
24713	Bank of East Asia	CNBM European Warrants Nov 2017 A	0.180	6.990	2017/11/29	56,000,000	2015/08/19
24716	Bank of East Asia	Galaxy Ent European Put Wts Mar 2016 A	0.250	28.270	2016/03/31	40,000,000	2015/08/19
24718	Bank of East Asia	Li & Fung European Warrants Mar 2016 A	0.320	7.88 per unit	2016/03/30	32,000,000	2015/08/19
24719	Bank of East Asia	Tencent Holdings European Wts Dec 2016 A	0.250	138 per 100 units	2016/12/28	40,000,000	2015/08/19
24717	Bank of East Asia	Yanzhou Coal European Wts Feb 2016 A	0.270	6.70 per unit	2016/02/29	38,000,000	2015/08/19
24698	J P Morgan SP BV	Agricultural Bk Euro Warrants Mar 2016 B	0.264	3.68 per unit	2016/03/02	100,000,000	2015/08/19
24700	J P Morgan SP BV	CC Bank European Wts Mar 2016 B	0.352	6.50 per unit	2016/03/01	100,000,000	2015/08/19
24701	J P Morgan SP BV	CITIC Bank European Warrants Mar 2016 A	0.313	6 per unit	2016/03/02	100,000,000	2015/08/19
24689	J P Morgan SP BV	HKEx European Warrants Apr 2016 B	0.257	200 per 100 units	2016/04/01	300,000,000	2015/08/19
24699	J P Morgan SP BV	HSCEI European Put Warrants Mar 2016 C	0.151	10,000 per 4,000 units	2016/03/30	200,000,000	2015/08/19
24696	J P Morgan SP BV	HSI European Warrants Dec 2015 F	0.177	23,400 per 8,000 units	2015/12/30	300,000,000	2015/08/19
24692	J P Morgan SP BV	China Mengniu European Wts Apr 2016 A	0.280	38.880	2016/04/05	50,000,000	2015/08/19
24693	J P Morgan SP BV	Ping An European Warrants Apr 2016 A	0.259	48.880	2016/04/01	100,000,000	2015/08/19
24702	J P Morgan SP BV	Tencent European Warrants Jun 2016 A	0.155	140.88 per 100 units	2016/06/30	300,000,000	2015/08/19
24682	Macquarie Bank Ltd.	CC Bank European Warrants Mar 2016 B	0.419	7.25 per unit	2016/03/02	24,000,000	2015/08/19
24683	Macquarie Bank Ltd.	CITIC Bank European Wts Mar 2016 A	0.507	6.50 per unit	2016/03/02	20,000,000	2015/08/19
24685	Macquarie Bank Ltd.	HKEx European Warrants Dec 2015 D	0.223	208.88 per 100 units	2015/12/02	45,000,000	2015/08/19
24687	Standard Chartered Bank	HSBC European Warrants Jan 2016 B	0.240	70.850	2016/01/04	80,000,000	2015/08/19
24686	Standard Chartered Bank	Techtronic Ind Euro Wts Feb 2016 A	0.250	36.000	2016/02/29	50,000,000	2015/08/19
24756	BNP Paribas Arbit Issu B.V.	CITIC Bank Euro Wts Mar 2016 A	0.470	6.20 per unit	2016/03/02	40,000,000	2015/08/20
24752	BNP Paribas Arbit Issu B.V.	CSOP A50 ETF Eu Wts Jul 2016 B	0.150	14.000	2016/07/05	100,000,000	2015/08/20
24753	BNP Paribas Arbit Issu B.V.	KECL European Wts Mar 2016 A	0.540	7.80 per unit	2016/03/02	20,000,000	2015/08/20
24778	Goldman Sachs SP (Asia)	CSOP A50 ETF Euro Wts Feb 2016 A	0.880	14.80 per unit	2016/02/26	80,000,000	2015/08/20
24720	Goldman Sachs SP (Asia)	HSI European Put Wts Jan 2016 D	0.157	21,900 per 7,000 units	2016/01/28	150,000,000	2015/08/20
24775	Goldman Sachs SP (Asia)	Ping An European Wts Feb 2016 A	0.306	48.880	2016/02/26	80,000,000	2015/08/20
24777	Goldman Sachs SP (Asia)	Ping An European Wts Feb 2016 B	0.434	44.880	2016/02/26	80,000,000	2015/08/20
24736	HK Bank	China Mobile European Warrants Feb 2016 A	0.300	115.880	2016/02/29	80,000,000	2015/08/20
24723	HK Bank	China Overseas European Warrants Feb 2016 A	0.250	25.980	2016/02/29	80,000,000	2015/08/20
24733	HK Bank	HSCEI European Warrants Jan 2016 D	0.150	11,658 per 4,800 units	2016/01/28	180,000,000	2015/08/20
24735	HK Bank	HSCEI European Warrants Feb 2016 A	0.250	10,800 per 4,800 units	2016/02/26	180,000,000	2015/08/20
24727	HK Bank	HSI European Warrants Jan 2016 I	0.150	25,488 per 8,000 units	2016/01/28	180,000,000	2015/08/20
24729	HK Bank	HSI European Warrants Jan 2016 J	0.150	24,718 per 9,000 units	2016/01/28	180,000,000	2015/08/20
24731	HK Bank	HSI European Warrants Feb 2016 B	0.250	23,888 per 7,500 units	2016/02/26	180,000,000	2015/08/20
24725	HK Bank	HSI European Put Warrants Jan 2016 H	0.150	22,888 per 8,000 units	2016/01/28	180,000,000	2015/08/20
24724	HK Bank	HSI European Put Warrants Feb 2016 A	0.250	22,388 per 6,000 units	2016/02/26	180,000,000	2015/08/20
24737	HK Bank	Yanzhou Coal European Warrants Dec 2017 A	0.180	5.990	2017/12/22	80,000,000	2015/08/20
24759	J P Morgan SP BV	Ch Oilfield Euro Wts Mar 2016 A	0.150	11.880	2016/03/09	80,000,000	2015/08/20
24772	J P Morgan SP BV	Greatwall Motor European Wts Jun 2016 A	0.251	28.000	2016/06/01	80,000,000	2015/08/20
24765	J P Morgan SP BV	Techtronic European Warrants Apr 2016 A	0.260	33.880	2016/04/01	40,000,000	2015/08/20
24742	Macquarie Bank Ltd.	HKEx European Warrants Jan 2016 F	0.150	228 per 100 units	2016/01/04	67,000,000	2015/08/20
24738	Macquarie Bank Ltd.	HKEx European Put Warrants Mar 2016 B	0.250	193.88 per 100 units	2016/03/02	40,000,000	2015/08/20

Newly listed derivative warrants (continued)

Code	Issuer	Name of issue	Issue prices (HK\$)	Strike level/ Subscription price (HK\$) per 10 units	Subscription/ exercise period	Unit issued on initial listing	Listing date
24722	Macquarie Bank Ltd.	Tencent European Warrants Feb 2016 D	0.834	154.980	2016/02/02	12,000,000	2015/08/20
24744	UBS AG	CKP European Warrants Jan 2016 B	0.335	66.930	2016/01/25	50,000,000	2015/08/20
24745	UBS AG	Lenovo European Warrants Feb 2016 A	1.020	8.38 per unit	2016/02/22	15,000,000	2015/08/20
24743	UBS AG	Tencent Holdings European Warrants Jan 2016 B	0.150	150.10 per 100 units	2016/01/26	500,000,000	2015/08/20
15627#	Credit Suisse AG	HKEx European Warrants Dec 2015 B	0.106	228.10 per 100 units	2015/12/21	100,000,000	2015/08/20
24791	Goldman Sachs SP (Asia)	Galaxy Ent Euro Put Wts Mar 2016 A	0.574	34.800	2016/03/31	60,000,000	2015/08/21
24792	Goldman Sachs SP (Asia)	PetroChina European Wts Mar 2016 A	0.583	7.68 per unit	2016/03/04	60,000,000	2015/08/21
24788	Goldman Sachs SP (Asia)	Sands China Eur Put Wts Mar 2016 A	0.529	33.800	2016/03/31	60,000,000	2015/08/21
24779	HK Bank	Lenovo European Warrants Dec 2016 B	0.200	6.890	2016/12/12	100,000,000	2015/08/21
24782	HK Bank	Lenovo European Warrants Dec 2017 A	0.250	7.880	2017/12/29	100,000,000	2015/08/21
24783	J P Morgan SP BV	Lenovo European Warrants Dec 2016 B	0.151	6.880	2016/12/12	150,000,000	2015/08/21
24781	Macquarie Bank Ltd.	PetroChina European Wts Apr 2016 A	0.668	7.88 per unit	2016/04/05	15,000,000	2015/08/21
24796	BOCI Asia Ltd.	HKEx European Warrants Feb 2016 A	0.190	220 per 100 units	2016/02/15	100,000,000	2015/08/24
24802	BOCI Asia Ltd.	ICBC European Warrants Mar 2016 A	0.360	5.69 per unit	2016/03/07	100,000,000	2015/08/24
24804	BOCI Asia Ltd.	Sands China European Put Wts Apr 2016 B	0.360	31.280	2016/04/06	100,000,000	2015/08/24
24797	BOCI Asia Ltd.	Tencent Holdings European Wts Jul 2016 C	0.190	150 per 100 units	2016/07/11	100,000,000	2015/08/24
24935	BNP Paribas Arbit Issu B.V.	CITIC Sec Euro Wts Mar 2016 A	0.380	23.800	2016/03/02	60,000,000	2015/08/24
24936	BNP Paribas Arbit Issu B.V.	Ch Shenhua Euro Wts Apr 2016 A	0.220	16.300	2016/04/05	60,000,000	2015/08/24
24929	BNP Paribas Arbit Issu B.V.	Kingsoft Euro Wts Mar 2016 A	0.480	21.000	2016/03/02	60,000,000	2015/08/24
24939	BNP Paribas Arbit Issu B.V.	Lenovo European Wts Dec 2016 B	0.160	6.880	2016/12/28	100,000,000	2015/08/24
24876	Credit Suisse AG	Lenovo European Warrants Feb 2016 A	0.600	8.48 per unit	2016/02/29	70,000,000	2015/08/24
24875	Credit Suisse AG	Lenovo European Warrants Dec 2016 A	0.170	6.890	2016/12/12	130,000,000	2015/08/24
24943	Bank of East Asia	BYD European Warrants Mar 2016 A	0.300	66.000	2016/03/31	40,000,000	2015/08/24
24940	Bank of East Asia	Lenovo European Warrants Dec 2016 B	0.160	6.890	2016/12/28	62,500,000	2015/08/24
24871	Bank of East Asia	Lenovo European Warrants Dec 2017 A	0.250	7.500	2017/12/29	50,000,000	2015/08/24
24923	Goldman Sachs SP (Asia)	Agri Bk European Wts Feb 2016 A	0.255	3.70 per unit	2016/02/29	100,000,000	2015/08/24
24921	Goldman Sachs SP (Asia)	AIA European Warrants Mar 2016 B	0.451	46.880	2016/03/04	80,000,000	2015/08/24
24922	Goldman Sachs SP (Asia)	Tencent European Wt Jun 2016 C	0.154	161 per 100 units	2016/06/10	300,000,000	2015/08/24
24822	HK Bank	Foxconn European Warrants Feb 2016 A	0.300	4.48 per unit	2016/02/29	50,000,000	2015/08/24
24814	HK Bank	Kingsoft European Warrants Feb 2016 A	0.300	21.800	2016/02/29	60,000,000	2015/08/24
24823	HK Bank	Tencent European Warrants Feb 2016 E	1.130	155.880	2016/02/29	50,000,000	2015/08/24
24820	HK Bank	Tencent European Warrants May 2016 A	0.150	161.10 per 100 units	2016/05/30	180,000,000	2015/08/24
24891	J P Morgan SP BV	AIA European Put Warrants Apr 2016 A	0.270	43.500	2016/04/05	100,000,000	2015/08/24
24902	J P Morgan SP BV	BEA European Warrants Jun 2016 A	0.152	33.000	2016/06/30	70,000,000	2015/08/24
24904	J P Morgan SP BV	Minsheng Bank European Wts Mar 2017 A	0.151	9.580	2017/03/31	100,000,000	2015/08/24
24890	J P Morgan SP BV	China Shenhua European Wts Apr 2016 B	0.175	16.320	2016/04/01	100,000,000	2015/08/24
24901	J P Morgan SP BV	HS H-SHARE European Warrants Dec 2017 A	0.158	120 per 100 units	2017/12/28	200,000,000	2015/08/24
24847	Macquarie Bank Ltd.	CITIC European Warrants Aug 2016 A	0.250	14.880	2016/08/02	40,000,000	2015/08/24
24851	Macquarie Bank Ltd.	Lenovo European Warrants Feb 2018 A	0.250	7.880	2018/02/02	50,000,000	2015/08/24
24849	Macquarie Bank Ltd.	China Vanke European Warrants May 16 A	0.250	22.880	2016/05/04	40,000,000	2015/08/24
24834	Standard Chartered Bank	CITIC European Warrants Feb 2016 A	0.150	16.180	2016/02/01	80,000,000	2015/08/24
24827	Standard Chartered Bank	HSI European Warrants Dec 2015 H	0.190	23,400 per 8,000 units	2015/12/30	100,000,000	2015/08/24
24829	Standard Chartered Bank	HSI European Put Wts Mar 2016 B	0.250	23,800 per 8,000 units	2016/03/30	100,000,000	2015/08/24

Newly listed derivative warrants (continued)

Code	Issuer	Name of issue	Issue prices (HK\$)	Strike level/ Subscription price (HK\$) per 10 units	Subscription/ exercise period	Unit issued on initial listing	Listing date
24846	Standard Chartered Bank	Lenovo European Wts Dec 2016 A	0.150	6.890	2016/12/12	100,000,000	2015/08/24
24856	SGA Societe Generale Acceptance N.V.	AGBK Eu Wt Apr 2016 A	0.315	3.48 per unit	2016/04/06	100,000,000	2015/08/24
24857	SGA Societe Generale Acceptance N.V.	BOCom Eu Wt Jun 2016A	0.870	6.88 per unit	2016/06/03	12,000,000	2015/08/24
24862	SGA Societe Generale Acceptance N.V.	CCB Eur Wt Mar 2016 A	0.550	6.20 per unit	2016/03/03	100,000,000	2015/08/24
24860	SGA Societe Generale Acceptance N.V.	CITBK Eu Wt May 16 A	0.680	5.50 per unit	2016/05/05	15,000,000	2015/08/24
24864	SGA Societe Generale Acceptance N.V.	Ch Mob Eu Wt Mar 16 B	0.390	115.880	2016/03/03	80,000,000	2015/08/24
24865	SGA Societe Generale Acceptance N.V.	HSBC Eu Wt Mar 2016 B	0.255	72.880	2016/03/03	100,000,000	2015/08/24
24809	SGA Societe Generale Acceptance N.V.	HSCEI Eu Wt Mar 2016D	0.250	10,500 per 5,500 units	2016/03/30	150,000,000	2015/08/24
24805	SGA Societe Generale Acceptance N.V.	HS H-SHARE Eu Wts Jan18A	0.155	120 per 100 units	2018/01/05	300,000,000	2015/08/24
24812	SGA Societe Generale Acceptance N.V.	HSI Eur Wt Feb 2016 C	0.250	23,000 per 9,000 units	2016/02/26	150,000,000	2015/08/24
24867	SGA Societe Generale Acceptance N.V.	ICBC Eu Wt Mar 2016 A	0.415	5.30 per unit	2016/03/03	100,000,000	2015/08/24
24807	SGA Societe Generale Acceptance N.V.	Ping An Eu Wt Mar 16 C	0.430	45.000	2016/03/03	120,000,000	2015/08/24
24806	SGA Societe Generale Acceptance N.V.	Ping An Eu Wt Apr 16 A	0.700	40.000	2016/04/06	120,000,000	2015/08/24
24808	SGA Societe Generale Acceptance N.V.	Ping An Eu Wt Apr 16 B	0.250	54.880	2016/04/06	120,000,000	2015/08/24
24886	UBS AG	Sinopec Corp European Warrants Jan 2016 B	0.285	6.39 per unit	2016/01/25	70,000,000	2015/08/24
24885	UBS AG	China Tel European Warrants Jan 2016 A	0.275	4.81 per unit	2016/01/22	40,000,000	2015/08/24
24884	UBS AG	China Unicom European Warrants Sep 2016 A	0.150	11.520	2016/09/26	100,000,000	2015/08/24
24882	UBS AG	Ping An European Warrants Feb 2016 B	0.420	44.850	2016/02/22	150,000,000	2015/08/24
24965	Credit Suisse AG	Link REIT European Warrants Feb 2016 A	0.250	46.800	2016/02/29	80,000,000	2015/08/25
25022	Goldman Sachs SP (Asia)	BOCL European Warrants Mar 2016 A	0.373	4.18 per unit	2016/03/31	80,000,000	2015/08/25
25020	Goldman Sachs SP (Asia)	CC Bank European Wts Mar 2016 A	0.540	6.28 per unit	2016/03/31	80,000,000	2015/08/25
25019	Goldman Sachs SP (Asia)	HSI European Warrants Dec 2015 H	0.153	23,488 per 8,000 units	2015/12/30	100,000,000	2015/08/25
25023	Goldman Sachs SP (Asia)	Ping An European Wts Feb 2016 C	0.454	40.880	2016/02/26	80,000,000	2015/08/25
24950	HK Bank	Sinopec Corp European Warrants Feb 2016 A	0.400	5.98 per unit	2016/02/29	80,000,000	2015/08/25
24951	HK Bank	Galaxy Ent European Warrants Feb 2016 B	0.400	34.880	2016/02/29	60,000,000	2015/08/25
24949	HK Bank	HKEx European Warrants Jan 2016 B	0.160	220.18 per 100 units	2016/01/29	180,000,000	2015/08/25
24953	HK Bank	Ping An European Warrants Feb 2016 C	0.400	43.880	2016/02/29	80,000,000	2015/08/25
25016	J P Morgan SP BV	BankComm European Warrants Apr 2016 A	0.485	7.50 per unit	2016/04/01	100,000,000	2015/08/25
24973	J P Morgan SP BV	China Life European Warrants Mar 2016 B	0.250	30.500	2016/03/02	100,000,000	2015/08/25
25014	J P Morgan SP BV	HSBC European Warrants Feb 2016 C	0.357	66.800	2016/02/02	100,000,000	2015/08/25
24968	J P Morgan SP BV	HSCEI European Wts Mar 2016 D	0.250	10,800 per 5,000 units	2016/03/30	200,000,000	2015/08/25
24960	Macquarie Bank Ltd.	BankComm European Warrants Mar 2016 A	0.667	7.50 per unit	2016/03/02	15,000,000	2015/08/25
24964	Macquarie Bank Ltd.	China Res Gas European Wts Mar 2016 A	0.334	26.880	2016/03/02	30,000,000	2015/08/25
24963	Macquarie Bank Ltd.	SHK Ppt European Warrants Apr 2016 A	0.545	125.000	2016/04/05	19,000,000	2015/08/25
24961	Macquarie Bank Ltd.	Tencent European Warrants Mar 2016 A	0.834	169.880	2016/03/02	12,000,000	2015/08/25
24962	Macquarie Bank Ltd.	Tencent European Warrants Mar 2016 B	0.625	199.880	2016/03/02	16,000,000	2015/08/25
24975	SGA Societe Generale Acceptance NV	CSOP A50 ETF Eu Wt Mar16D	0.150	12.880	2016/03/03	300,000,000	2015/08/25
24977	SGA Societe Generale Acceptance NV	CSOP A50 ETF Eu Wt Jul16B	0.150	14.000	2016/07/06	300,000,000	2015/08/25
24979	SGA Societe Generale Acceptance N.V.	A50 Ch Eu Wt Apr 2016E	0.150	11.800	2016/04/06	300,000,000	2015/08/25
24982	SGA Societe Generale Acceptance N.V.	A50 Ch Eu Wt Dec 2016B	0.250	11.000	2016/12/05	300,000,000	2015/08/25
25007	UBS AG	AIA European Warrants Jan 2016 A	0.265	50.050	2016/01/26	100,000,000	2015/08/25
25011	UBS AG	CAM CSI300 European Warrants Jan 2016 B	0.550	50.050	2016/01/27	40,000,000	2015/08/25
25000	UBS AG	CC Bank European Warrants Jan 2016 D	0.240	6.99 per unit	2016/01/29	100,000,000	2015/08/25

Newly listed derivative warrants (continued)

Code	Issuer	Name of issue	Issue prices (HK\$)	Strike level/ Subscription price (HK\$) per 10 units	Subscription/ exercise period	Unit issued on initial listing	Listing date
25009	UBS AG	ICBC European Warrants Jan 2016 B	0.160	5.99 per unit	2016/01/21	100,000,000	2015/08/25
25044	BOCI Asia Ltd.	Anhui Conch European Warrants Mar 2016 A	0.260	29.880	2016/03/29	100,000,000	2015/08/26
25049	BOCI Asia Ltd.	BOC HK European Warrants Dec 2016 A	0.300	30.880	2016/12/19	100,000,000	2015/08/26
25052	BOCI Asia Ltd.	BOCL European Warrants Feb 2016 A	0.210	4.48 per unit	2016/02/11	100,000,000	2015/08/26
25046	BOCI Asia Ltd.	CC Bank European Warrants Mar 2016 A	0.440	6.49 per unit	2016/03/07	100,000,000	2015/08/26
25048	BOCI Asia Ltd.	CKP European Warrants Feb 2016 A	0.290	66.880	2016/02/01	100,000,000	2015/08/26
25051	BOCI Asia Ltd.	China Life European Warrants Feb 2016 A	0.280	28.280	2016/02/29	100,000,000	2015/08/26
25047	BOCI Asia Ltd.	Lenovo European Warrants Dec 2016 A	0.150	6.880	2016/12/12	100,000,000	2015/08/26
25042	BOCI Asia Ltd.	PetroChina European Warrants Mar 2016 A	0.400	8 per unit	2016/03/03	100,000,000	2015/08/26
25068	BNP Paribas Arbit Issu B.V.	CAM CSI300 Euro Wts Mar 2016 A	0.290	52.900	2016/03/02	50,000,000	2015/08/26
25072	BNP Paribas Arbit Issu B.V.	BOCL European Wts Mar 2016 A	0.410	4.10 per unit	2016/03/02	50,000,000	2015/08/26
25075	BNP Paribas Arbit Issu B.V.	CKP European Warrants Mar 16 A	0.310	66.900	2016/03/02	40,000,000	2015/08/26
25067	BNP Paribas Arbit Issu B.V.	China Tel Euro Wts Feb 2016 A	0.310	4.80 per unit	2016/02/02	50,000,000	2015/08/26
25069	BNP Paribas Arbit Issu B.V.	Ping An European Wt Mar 2016 B	0.250	44.800	2016/03/02	50,000,000	2015/08/26
25087	Credit Suisse AG	AIA European Warrants Jan 2016 B	0.230	48.900	2016/01/29	80,000,000	2015/08/26
25089	Credit Suisse AG	BOCL European Warrants Jan 2016 B	0.170	4.48 per unit	2016/01/29	70,000,000	2015/08/26
25091	Credit Suisse AG	Sinopec Corp European Warrants Jan 2016 A	0.190	6.38 per unit	2016/01/29	70,000,000	2015/08/26
25088	Credit Suisse AG	ChiUnicom European Warrants Sep 2016 B	0.180	11.800	2016/09/30	70,000,000	2015/08/26
25086	Credit Suisse AG	Fosun Intl European Warrants Jan 2016 B	0.150	17.700	2016/01/29	70,000,000	2015/08/26
25085	Credit Suisse AG	HSBC European Wts Jan 2016 D	0.380	66.800	2016/01/29	80,000,000	2015/08/26
25084	Credit Suisse AG	HSCEI European Warrants Feb 2016 C	0.150	11,000 per 5,000 units	2016/02/26	150,000,000	2015/08/26
25081	Credit Suisse AG	HSI European Warrants Jan 2016 G	0.150	24,000 per 8,000 units	2016/01/28	150,000,000	2015/08/26
25083	Credit Suisse AG	HSI European Put Warrants Jan 2016 H	0.150	22,000 per 7,000 units	2016/01/28	150,000,000	2015/08/26
25106	Credit Suisse AG	Haitong Sec European Warrants Feb 2016 A	0.250	15.980	2016/02/29	70,000,000	2015/08/26
25096	Credit Suisse AG	ICBC European Warrants Feb 2016 A	0.300	5.38 per unit	2016/02/29	70,000,000	2015/08/26
25105	Credit Suisse AG	Kingsoft European Warrants Mar 2016 A	0.250	23.280	2016/03/31	70,000,000	2015/08/26
25100	Credit Suisse AG	Ping An European Warrants Mar 2016 A	0.350	41.800	2016/03/14	80,000,000	2015/08/26
25032	HK Bank	BOC HK European Warrants Apr 2016 A	0.150	32.830	2016/04/29	80,000,000	2015/08/26
25027	HK Bank	BOCL European Warrants Jul 2016 A	0.300	4.08 per unit	2016/07/29	80,000,000	2015/08/26
25025	HK Bank	HS H-SHARE European Warrants Dec 2017 A	0.150	120.10 per 100 units	2017/12/29	100,000,000	2015/08/26
25031	HK Bank	Lenovo European Warrants Feb 2016 A	0.500	7.80 per unit	2016/02/29	50,000,000	2015/08/26
25035	HK Bank	SHK Ppt European Warrants Feb 2017 A	0.150	100.10 per 100 units	2017/02/01	100,000,000	2015/08/26
25126	J P Morgan SP BV	CSOP A50 ETF European Warrants Oct 2016 B	0.150	15.500	2016/10/31	200,000,000	2015/08/26
25117	J P Morgan SP BV	Galaxy Ent European Warrants Mar 2016 A	0.250	34.880	2016/03/02	100,000,000	2015/08/26
25121	J P Morgan SP BV	Galaxy Ent European Put Wts Apr 2016 A	0.251	27.880	2016/04/01	100,000,000	2015/08/26
25124	J P Morgan SP BV	Sands China European Warrants May 2016 A	0.252	38.000	2016/05/04	100,000,000	2015/08/26
25108	Macquarie Bank Ltd.	China Life European Wts Feb 2016 E	0.274	27.850	2016/02/02	37,000,000	2015/08/26
25111	Macquarie Bank Ltd.	A50 China European Warrants Feb 2016 A	0.150	11.880	2016/02/01	67,000,000	2015/08/26
25109	Macquarie Bank Ltd.	Galaxy Ent European Put Wts Apr 2016 B	0.250	25.600	2016/04/05	40,000,000	2015/08/26
25056	Macquarie Bank Ltd.	Ping An European Warrants Mar 2016 A	0.250	48.000	2016/03/02	40,000,000	2015/08/26
25058	Standard Chartered Bank	CC Bank European Wts Feb 2016 A	0.240	6.50 per unit	2016/02/29	80,000,000	2015/08/26
25062	Standard Chartered Bank	Sinopec Corp Euro Wts Mar 2016 B	0.250	6.40 per unit	2016/03/07	60,000,000	2015/08/26
25063	Standard Chartered Bank	China Unicom Euro Wts Sep 2016 A	0.150	11.820	2016/09/30	80,000,000	2015/08/26

Newly listed derivative warrants (continued)

Code	Issuer	Name of issue	Issue prices (HK\$)	Strike level/ Subscription price (HK\$) per 10 units	Subscription/ exercise period	Unit issued on initial listing	Listing date
25066	Standard Chartered Bank	ICBC European Warrants Feb 2016 A	0.210	5.69 per unit	2016/02/29	80,000,000	2015/08/26
25059	Standard Chartered Bank	Ping An European Wts Feb 2016 B	0.250	43.880	2016/02/29	80,000,000	2015/08/26
25054	SGA Societe Generale Acceptance N.V.	CLife Eu Wt Jan 2016 B	0.160	30.880	2016/01/06	150,000,000	2015/08/26
25112	SGA Societe Generale Acceptance N.V.	HSI Eu Put Wt Jan 16 M	0.155	22,000 per 7,000 units	2016/01/28	150,000,000	2015/08/26
25101	UBS AG	CSOP A50 ETF European Warrants Jun 2016 E	0.150	14.020	2016/06/27	300,000,000	2015/08/26
25102	UBS AG	Galaxy Ent European Warrants Jan 2016 A	0.300	33.350	2016/01/04	70,000,000	2015/08/26
25104	UBS AG	HSCEI European Put Warrants Sep 2016 A	0.250	9,400 per 4,000 units	2016/09/29	100,000,000	2015/08/26
25132	BOCI Asia Ltd.	AIA European Warrants Mar 2016 A	0.330	47.880	2016/03/14	100,000,000	2015/08/27
25136	BOCI Asia Ltd.	HSI European Warrants Mar 2016 A	0.150	24,200 per 8,000 units	2016/03/30	100,000,000	2015/08/27
25137	BOCI Asia Ltd.	HSI European Put Warrants Feb 2016 A	0.150	22,000 per 7,000 units	2016/02/26	100,000,000	2015/08/27
25135	BOCI Asia Ltd.	Ping An European Warrants Mar 2016 A	0.320	43.880	2016/03/14	100,000,000	2015/08/27
25156	Credit Suisse AG	Agricultural Bank European Wts Feb 2016 A	0.160	3.69 per unit	2016/02/29	70,000,000	2015/08/27
25144	Credit Suisse AG	BYD European Warrants Jan 2016 A	0.380	42.000	2016/01/29	70,000,000	2015/08/27
25151	Credit Suisse AG	China Cinda European Warrants Feb 2016 A	0.250	3.88 per unit	2016/02/29	70,000,000	2015/08/27
25150	Credit Suisse AG	CITIC Sec European Warrants Feb 2016 A	0.400	21.380	2016/02/29	70,000,000	2015/08/27
25149	Credit Suisse AG	Greatwall Motor European Wts Feb 2016 A	0.300	25.680	2016/02/29	70,000,000	2015/08/27
25181	Goldman Sachs SP (Asia)	HSBC European Warrants Apr 2016 A	0.370	65.800	2016/04/08	120,000,000	2015/08/27
25177	Goldman Sachs SP (Asia)	HSCEI European Put Wts Jun 2016 A	0.257	9,500 per 4,000 units	2016/06/29	100,000,000	2015/08/27
25172	Goldman Sachs SP (Asia)	HSI European Warrants Jan 2016 E	0.183	22,900 per 8,000 units	2016/01/28	100,000,000	2015/08/27
25170	Goldman Sachs SP (Asia)	HSI European Put Wts Mar 2016 A	0.252	21,000 per 6,000 units	2016/03/30	100,000,000	2015/08/27
25180	Goldman Sachs SP (Asia)	Lenovo European Wts Dec 2016 B	0.150	6.880	2016/12/12	80,000,000	2015/08/27
25130	HK Bank	HKEEx European Warrants Feb 2016 A	0.250	203.88 per 100 units	2016/02/29	180,000,000	2015/08/27
25131	HK Bank	HSI European Warrants Feb 2016 C	0.250	23,108 per 7,500 units	2016/02/26	180,000,000	2015/08/27
25143	HK Bank	HSI European Put Warrants Jan 2016 K	0.150	21,898 per 7,000 units	2016/01/28	180,000,000	2015/08/27
25129	HK Bank	Sands China European Warrants Mar 2016 A	0.300	32.380	2016/03/02	80,000,000	2015/08/27
25197	J P Morgan SP BV	CGN Power European Warrants Apr 2016 A	0.568	3.88 per unit	2016/04/05	60,000,000	2015/08/27
25194	J P Morgan SP BV	Sinopec Corp European Warrants Apr 2016 A	0.532	5.80 per unit	2016/04/01	100,000,000	2015/08/27
25200	J P Morgan SP BV	Cathay Pacific European Warrants Dec 16 A	0.250	17.880	2016/12/01	60,000,000	2015/08/27
25187	J P Morgan SP BV	CSOP A50 ETF European Warrants Mar 2016 A	0.151	13.500	2016/03/31	200,000,000	2015/08/27
25188	J P Morgan SP BV	A50 China European Warrants Mar 2017 A	0.166	11.880	2017/03/31	200,000,000	2015/08/27
25199	J P Morgan SP BV	Galaxy Ent European Warrants Apr 2016 B	0.314	32.000	2016/04/05	100,000,000	2015/08/27
25185	J P Morgan SP BV	HSCEI European Wts Nov 2015 F	0.150	10,400 per 3,800 units	2015/11/27	200,000,000	2015/08/27
25183	J P Morgan SP BV	HSI European Warrants Jan 2016 L	0.153	22,800 per 8,000 units	2016/01/28	200,000,000	2015/08/27
25139	J P Morgan SP BV	HSI European Warrants Mar 2016 D	0.251	24,000 per 6,300 units	2016/03/30	200,000,000	2015/08/27
25191	J P Morgan SP BV	PetroChina European Warrants Apr 2016 A	0.569	7.50 per unit	2016/04/01	100,000,000	2015/08/27
25190	J P Morgan SP BV	PetroChina European Warrants Jun 2018 A	0.150	7.880	2018/06/29	200,000,000	2015/08/27
25154	Standard Chartered Bank	Fosun Intl European Warrants Aug16A	0.250	18.880	2016/08/29	80,000,000	2015/08/27
25160	UBS AG	CAM CSI300 European Warrants Mar 2016 A	0.680	46.880	2016/03/08	40,000,000	2015/08/27
25167	UBS AG	A50 China European Warrants Dec 2016 B	0.190	11.020	2016/12/30	300,000,000	2015/08/27
25161	UBS AG	HSI European Warrants Feb 2016 A	0.187	23,000 per 8,000 units	2016/02/26	300,000,000	2015/08/27
25164	UBS AG	HSI European Warrants Mar 2016 C	0.250	22,400 per 8,000 units	2016/03/30	300,000,000	2015/08/27
25166	UBS AG	HSI European Put Warrants Mar 2016 D	0.250	21,200 per 6,500 units	2016/03/30	300,000,000	2015/08/27
25264	BNP Paribas Arbit Issu B.V.	AIA European Wts Mar 2016 B	0.250	49.000	2016/03/02	60,000,000	2015/08/28

Newly listed derivative warrants (continued)

Code	Issuer	Name of issue	Issue prices (HK\$)	Strike level/ Subscription price (HK\$) per 10 units	Subscription/ exercise period	Unit issued on initial listing	Listing date
25244	BNP Paribas Arbit Issu B.V.	BJ Ent Water Euro Wts Mar 16 A	0.540	6.10 per unit	2016/03/02	25,000,000	2015/08/28
25259	BNP Paribas Arbit Issu B.V.	China Life Euro Wts Mar 2016 A	0.250	28.280	2016/03/02	100,000,000	2015/08/28
25268	BNP Paribas Arbit Issu B.V.	Ch Mobile Euro Wts Mar 2016 A	0.430	115.000	2016/03/02	30,000,000	2015/08/28
25248	BNP Paribas Arbit Issu B.V.	Greatwall Motor Eu Wt Mar 16 A	0.290	23.880	2016/03/02	40,000,000	2015/08/28
25254	BNP Paribas Arbit Issu B.V.	HKEx European Wts Mar 2016 D	0.250	188 per 100 units	2016/03/02	40,000,000	2015/08/28
25258	BNP Paribas Arbit Issu B.V.	HSBC European Wts Mar 2016 A	0.260	70.000	2016/03/02	40,000,000	2015/08/28
25273	BNP Paribas Arbit Issu B.V.	HSCEI European Wts Mar 2016 C	0.250	10,000 per 5,000 units	2016/03/30	100,000,000	2015/08/28
25271	BNP Paribas Arbit Issu B.V.	HSI European Wts Mar 2017 A	0.340	22,000 per 8,000 units	2017/03/30	100,000,000	2015/08/28
25274	BNP Paribas Arbit Issu B.V.	ICBC European Wts Mar 2016 A	0.330	5.50 per unit	2016/03/02	50,000,000	2015/08/28
25303	Credit Suisse AG	China Life European Warrants Jan 2016 D	0.180	27.850	2016/01/28	80,000,000	2015/08/28
25301	Credit Suisse AG	HSI European Warrants Jan 2016 I	0.150	22,800 per 8,000 units	2016/01/28	150,000,000	2015/08/28
25302	Credit Suisse AG	HSI European Put Warrants Mar 2016 A	0.250	21,000 per 8,000 units	2016/03/30	150,000,000	2015/08/28
25220	Goldman Sachs SP (Asia)	China Mobile Euro Wts Feb 2016 A	0.569	106.800	2016/02/29	100,000,000	2015/08/28
25202	Goldman Sachs SP (Asia)	HKEx European Warrants Jan 2016 D	0.196	198.88 per 100 units	2016/01/20	300,000,000	2015/08/28
25209	Goldman Sachs SP (Asia)	HKEx European Warrants Jan 2016 E	0.153	212.88 per 100 units	2016/01/29	300,000,000	2015/08/28
25470	Goldman Sachs SP (Asia)	HSI European Warrants Mar 2016 B	0.267	22,000 per 7,000 units	2016/03/30	100,000,000	2015/08/28
25477	Goldman Sachs SP (Asia)	HSI European Put Wts Apr 2016 A	0.251	21,000 per 7,000 units	2016/04/28	100,000,000	2015/08/28
25223	Goldman Sachs SP (Asia)	Tencent European Wt Jun 2016 D	0.156	150.08 per 100 units	2016/06/30	300,000,000	2015/08/28
25293	HK Bank	AIA European Warrants Mar 2016 A	0.300	45.880	2016/03/31	80,000,000	2015/08/28
25299	HK Bank	CC Bank European Warrants Feb 2016 B	0.350	6 per unit	2016/02/29	80,000,000	2015/08/28
25290	HK Bank	HSCEI European Warrants Nov 2015 D	0.150	10,438 per 3,800 units	2015/11/27	180,000,000	2015/08/28
25289	HK Bank	HSCEI European Warrants Mar 2016 B	0.250	10,000 per 5,000 units	2016/03/30	180,000,000	2015/08/28
25292	HK Bank	PetroChina European Warrants Feb 2016 B	0.350	7.28 per unit	2016/02/29	80,000,000	2015/08/28
25294	HK Bank	Ping An European Warrants Feb 2016 D	0.300	40.380	2016/02/29	80,000,000	2015/08/28
25416	J P Morgan SP BV	CKH European Warrants Apr 2016 A	0.561	115.000	2016/04/05	100,000,000	2015/08/28
25414	J P Morgan SP BV	A50 China European Warrants Dec 2016 B	0.163	11.000	2016/12/30	200,000,000	2015/08/28
25451	J P Morgan SP BV	HKEx European Warrants May 2016 A	0.251	190 per 100 units	2016/05/31	200,000,000	2015/08/28
25454	J P Morgan SP BV	HKEx European Put Wts Jun 2016 A	0.250	170 per 100 units	2016/06/30	200,000,000	2015/08/28
25439	J P Morgan SP BV	HSBC European Warrants Apr 2016 A	0.251	70.000	2016/04/01	100,000,000	2015/08/28
25411	J P Morgan SP BV	HSCEI European Put Warrants Jul 2016 A	0.251	9,400 per 4,000 units	2016/07/28	200,000,000	2015/08/28
25228	J P Morgan SP BV	HSI European Warrants Apr 2016 A	0.251	22,200 per 8,800 units	2016/04/28	300,000,000	2015/08/28
25398	J P Morgan SP BV	HSI European Put Warrants Mar 2016 E	0.250	21,200 per 6,500 units	2016/03/30	300,000,000	2015/08/28
25458	J P Morgan SP BV	ICBC European Warrants May 2016 A	0.409	5.18 per unit	2016/05/03	100,000,000	2015/08/28
25461	J P Morgan SP BV	Link REIT European Warrants Jul 2016 A	0.342	48.000	2016/07/05	80,000,000	2015/08/28
25464	J P Morgan SP BV	Sinopharm European Warrants May 2016 A	0.492	32.880	2016/05/03	60,000,000	2015/08/28
25465	J P Morgan SP BV	Tencent European Put Warrants Dec 2016 C	0.180	125.88 per 100 units	2016/12/30	200,000,000	2015/08/28
25413	J P Morgan SP BV	Tracker Fund European Warrants Dec 2016 A	0.179	24.500	2016/12/29	100,000,000	2015/08/28
25243	Macquarie Bank Ltd.	CC Bank European Warrants Jan 2016 C	0.313	6.39 per unit	2016/01/11	32,000,000	2015/08/28
25384	Macquarie Bank Ltd.	Ch Comm Cons European Put Wts Oct16A	0.250	8.500	2016/10/04	40,000,000	2015/08/28
25393	Macquarie Bank Ltd.	CM Bank European Put Warrants Jul 16 B	0.250	15.880	2016/07/05	40,000,000	2015/08/28
25365	Macquarie Bank Ltd.	China Mobile European Wts Mar 2016 B	0.250	130.000	2016/03/02	40,000,000	2015/08/28
25233	Macquarie Bank Ltd.	CNOOC European Warrants Aug 2018 A	0.250	8.880	2018/08/02	40,000,000	2015/08/28
25392	Macquarie Bank Ltd.	A50 China European Put Wts Dec 2016 B	0.250	10.500	2016/12/02	40,000,000	2015/08/28

Newly listed derivative warrants (continued)

Code	Issuer	Name of issue	Issue prices (HK\$)	Strike level/ Subscription price (HK\$) per 10 units	Subscription/ exercise period	Unit issued on initial listing	Listing date
25391	Macquarie Bank Ltd.	Galaxy Ent European Put Wts Mar 2016 A	0.250	23.880	2016/03/02	40,000,000	2015/08/28
25367	Macquarie Bank Ltd.	HKEx European Put Warrants Mar 2016 C	0.250	182.50 per 100 units	2016/03/02	40,000,000	2015/08/28
25229	Macquarie Bank Ltd.	ICBC European Warrants Feb 2016 B	0.250	5.80 per unit	2016/02/02	40,000,000	2015/08/28
25389	Macquarie Bank Ltd.	Tencent European Warrants Mar 2016 D	1.536	139.880	2016/03/02	12,000,000	2015/08/28
25386	Macquarie Bank Ltd.	Tencent European Put Wts Mar 2016 C	0.770	109.880	2016/03/02	13,000,000	2015/08/28
25482	Standard Chartered Bank	AIA European Warrants Jan 2016 A	0.150	48.900	2016/01/26	80,000,000	2015/08/28
25480	Standard Chartered Bank	CGN Power European Warrants Aug16A	0.720	3.60 per unit	2016/08/19	40,000,000	2015/08/28
25285	Standard Chartered Bank	HSCEI European Warrants Feb 2016 C	0.150	10,800 per 4,800 units	2016/02/26	100,000,000	2015/08/28
25286	Standard Chartered Bank	HSCEI European Put Wts Mar 2016 B	0.150	10,000 per 4,000 units	2016/03/30	100,000,000	2015/08/28
25277	Standard Chartered Bank	HSI European Warrants Jan 2016 F	0.200	22,800 per 8,000 units	2016/01/28	100,000,000	2015/08/28
25279	Standard Chartered Bank	HSI European Put Wts Mar 2016 C	0.250	21,900 per 8,000 units	2016/03/30	100,000,000	2015/08/28
25481	Standard Chartered Bank	PetroChina European Wts Mar 2016 A	0.250	7.90 per unit	2016/03/07	60,000,000	2015/08/28
25319	SGA Societe Generale Acceptance N.V.	CAM CSI300 Eu Wt Mar16A	0.460	42.880	2016/03/03	50,000,000	2015/08/28
25338	SGA Societe Generale Acceptance N.V.	HKEx Eu Wt Apr 2016 B	0.250	190 per 100 units	2016/04/06	200,000,000	2015/08/28
25325	SGA Societe Generale Acceptance N.V.	HS H-SHARE Eu Wts Mar16D	0.990	100.000	2016/03/03	50,000,000	2015/08/28
25332	SGA Societe Generale Acceptance N.V.	HS H-SHARE Eu Wts Apr16B	0.670	110.000	2016/04/06	50,000,000	2015/08/28
25333	SGA Societe Generale Acceptance N.V.	HS H-SH Eu Put Wt Apr16C	0.475	90.000	2016/04/06	50,000,000	2015/08/28
25350	SGA Societe Generale Acceptance N.V.	Lenovo Eu Wt Dec 16 A	0.150	6.880	2016/12/28	70,000,000	2015/08/28
25361	SGA Societe Generale Acceptance N.V.	Lenovo Eu Wt Jan 18 A	0.150	7.880	2018/01/04	70,000,000	2015/08/28
25308	UBS AG	AIA European Warrants Feb 2016 A	0.350	45.880	2016/02/29	100,000,000	2015/08/28
25313	UBS AG	CC Bank European Warrants Feb 2016 A	0.500	5.88 per unit	2016/02/29	70,000,000	2015/08/28
25317	UBS AG	HKEx European Put Warrants May 2016 A	0.210	169.90 per 100 units	2016/05/26	100,000,000	2015/08/28
25311	UBS AG	HSCEI European Warrants Mar 2016 F	0.250	10,000 per 4,000 units	2016/03/30	100,000,000	2015/08/28
25309	UBS AG	PetroChina European Warrants Jun 2018 A	0.150	7.890	2018/06/27	300,000,000	2015/08/28
25304	UBS AG	Tencent Holdings European Warrants Feb 2016 C	0.710	153.980	2016/02/02	50,000,000	2015/08/28
25704	BNP Paribas Arbit Issu B.V.	BankComm Euro Wts Mar 2016 A	0.630	6.68 per unit	2016/03/02	40,000,000	2015/08/31
25656	BNP Paribas Arbit Issu B.V.	China Life Euro Wts Mar 2016 B	0.250	26.000	2016/03/02	80,000,000	2015/08/31
25665	BNP Paribas Arbit Issu B.V.	Ch Mobile Euro Wts Mar 2016 B	0.460	112.000	2016/03/02	30,000,000	2015/08/31
25661	BNP Paribas Arbit Issu B.V.	Ch Mobile Eu Put Wt Dec 2016 B	0.250	108 per 100 units	2016/12/02	80,000,000	2015/08/31
25668	BNP Paribas Arbit Issu B.V.	Sinopec Corp Eu Wts Mar 2016 B	0.300	5.88 per unit	2016/03/02	50,000,000	2015/08/31
25571	BNP Paribas Arbit Issu B.V.	A50 China Euro Wts Dec 2016 A	0.160	10.880	2016/12/02	100,000,000	2015/08/31
25687	BNP Paribas Arbit Issu B.V.	Galaxy Ent Euro Wts Mar 2016 A	0.290	30.000	2016/03/02	80,000,000	2015/08/31
25578	BNP Paribas Arbit Issu B.V.	HKEx European Wts Feb 2016 C	0.210	198.90 per 100 units	2016/02/01	80,000,000	2015/08/31
25697	BNP Paribas Arbit Issu B.V.	ICBC European Wts Mar 2016 B	0.450	4.90 per unit	2016/03/02	60,000,000	2015/08/31
25667	BNP Paribas Arbit Issu B.V.	Ping An European Wt Mar 2016 C	0.340	38.880	2016/03/02	80,000,000	2015/08/31
25703	BNP Paribas Arbit Issu B.V.	Sands China Euro Wt Mar 2016 A	0.330	30.000	2016/03/02	80,000,000	2015/08/31
25836	Credit Suisse AG	AIA European Warrants Mar 2016 A	0.300	44.880	2016/03/01	80,000,000	2015/08/31
25837	Credit Suisse AG	CC Bank European Warrants Mar 2016 A	0.380	6.08 per unit	2016/03/01	80,000,000	2015/08/31
25834	Credit Suisse AG	China Life European Warrants Mar 2016 A	0.250	25.380	2016/03/01	80,000,000	2015/08/31
25814	Credit Suisse AG	CSOP A50 ETF European Warrants Dec 2016 B	0.150	11.160	2016/12/30	150,000,000	2015/08/31
25828	Credit Suisse AG	HKEx European Warrants Mar 2016 B	0.180	200 per 100 units	2016/03/31	150,000,000	2015/08/31
25829	Credit Suisse AG	HKEx European Warrants Mar 2016 C	0.250	181.88 per 100 units	2016/03/01	150,000,000	2015/08/31
25830	Credit Suisse AG	HKEx European Put Warrants Jun 2016 B	0.150	148.83 per 100 units	2016/06/30	100,000,000	2015/08/31

Newly listed derivative warrants (continued)

Code	Issuer	Name of issue	Issue prices (HK\$)	Strike level/ Subscription price (HK\$) per 10 units	Subscription/ exercise period	Unit issued on initial listing	Listing date
25799	Credit Suisse AG	HSCEI European Warrants Mar 2016 D	0.250	10,000 per 4,000 units	2016/03/30	108,000,000	2015/08/31
25789	Credit Suisse AG	HSI European Warrants Mar 2016 B	0.250	22,000 per 8,000 units	2016/03/30	150,000,000	2015/08/31
25795	Credit Suisse AG	HSI European Put Warrants Mar 2016 C	0.250	20,000 per 7,200 units	2016/03/30	150,000,000	2015/08/31
25835	Credit Suisse AG	Ping An European Warrants Mar 2016 B	0.400	36.800	2016/03/01	80,000,000	2015/08/31
25904	Goldman Sachs SP (Asia)	China Life Euro Wts Mar 2016 A	0.323	25.700	2016/03/31	100,000,000	2015/08/31
25889	Goldman Sachs SP (Asia)	CNOOC European Warrants Mar 2016 A	0.706	8.88 per unit	2016/03/31	80,000,000	2015/08/31
25882	Goldman Sachs SP (Asia)	A50 China European Wts May 2016 A	0.955	10.28 per unit	2016/05/30	100,000,000	2015/08/31
25958	Goldman Sachs SP (Asia)	A50 China European Wts Dec 2017 A	0.250	9.380	2017/12/29	100,000,000	2015/08/31
25888	Goldman Sachs SP (Asia)	Galaxy Ent European Wts Mar 2016 B	0.335	28.500	2016/03/31	80,000,000	2015/08/31
25868	Goldman Sachs SP (Asia)	HSCEI European Warrants Mar 2016 B	0.251	9,688 per 4,800 units	2016/03/30	100,000,000	2015/08/31
25876	Goldman Sachs SP (Asia)	HSCEI European Put Wts Mar 2016 C	0.252	9,288 per 4,300 units	2016/03/30	100,000,000	2015/08/31
25877	Goldman Sachs SP (Asia)	HSCEI European Put Wts May 2016 A	0.250	8,888 per 4,300 units	2016/05/30	100,000,000	2015/08/31
25881	Goldman Sachs SP (Asia)	HS H-SHARE European Wts Mar 2016 A	0.547	112.800	2016/03/30	100,000,000	2015/08/31
25878	Goldman Sachs SP (Asia)	HS H-SHARE European Wts Sep 2018 A	0.250	103.88 per 100 units	2018/09/27	100,000,000	2015/08/31
25937	Goldman Sachs SP (Asia)	HSI European Warrants Mar 2016 C	0.250	21,488 per 8,000 units	2016/03/30	100,000,000	2015/08/31
25942	Goldman Sachs SP (Asia)	HSI European Put Wts Mar 2016 D	0.250	20,288 per 7,300 units	2016/03/30	100,000,000	2015/08/31
25891	Goldman Sachs SP (Asia)	Ping An European Wts Mar 2016 A	0.351	38.800	2016/03/30	100,000,000	2015/08/31
25607	HK Bank	China Life European Warrants Mar 2016 A	0.250	24.880	2016/03/01	100,000,000	2015/08/31
25609	HK Bank	China Mobile European Warrants Mar 2016 A	0.700	98.880	2016/03/01	60,000,000	2015/08/31
25564	HK Bank	A50 China European Warrants Dec 2016 C	0.150	11.020	2016/12/30	180,000,000	2015/08/31
25605	HK Bank	Galaxy Ent European Warrants Mar 2016 A	0.250	29.880	2016/03/31	60,000,000	2015/08/31
25516	HK Bank	HSCEI European Warrants Mar 2016 C	0.150	10,548 per 5,500 units	2016/03/30	180,000,000	2015/08/31
25558	HK Bank	HSCEI European Warrants Mar 2016 D	0.250	9,588 per 5,000 units	2016/03/30	180,000,000	2015/08/31
25568	HK Bank	HSI European Warrants Jan 2016 L	0.150	22,688 per 8,000 units	2016/01/28	180,000,000	2015/08/31
25528	HK Bank	HSI European Warrants Mar 2016 A	0.250	21,988 per 7,500 units	2016/03/30	180,000,000	2015/08/31
25560	HK Bank	HSI European Warrants Mar 2016 B	0.250	21,388 per 9,000 units	2016/03/30	180,000,000	2015/08/31
25608	HK Bank	Tencent European Warrants Mar 2016 C	0.800	143.880	2016/03/01	60,000,000	2015/08/31
25961	J P Morgan SP BV	AIA European Warrants Apr 2016 B	0.257	45.000	2016/04/05	100,000,000	2015/08/31
26048	J P Morgan SP BV	CAM CSI300 European Warrants Apr 2016 A	0.298	43.880	2016/04/05	100,000,000	2015/08/31
26070	J P Morgan SP BV	BOCL European Warrants May 2016 A	0.255	3.98 per unit	2016/05/04	100,000,000	2015/08/31
26067	J P Morgan SP BV	CC Bank European Wts Apr 2016 A	0.415	5.88 per unit	2016/04/29	100,000,000	2015/08/31
26130	J P Morgan SP BV	CKP European Warrants May 2016 A	0.314	60.000	2016/05/03	100,000,000	2015/08/31
25602	J P Morgan SP BV	China Life European Warrants Jan 2016 D	0.318	26.280	2016/01/04	100,000,000	2015/08/31
26097	J P Morgan SP BV	China Mob European Wts Apr 2016 A	0.492	105.000	2016/04/01	100,000,000	2015/08/31
26129	J P Morgan SP BV	Ch Overseas European Warrants Jul 2016 A	0.254	23.880	2016/07/04	100,000,000	2015/08/31
25597	J P Morgan SP BV	CSOP A50 ETF European Warrants Mar 2016 B	0.163	12.000	2016/03/31	200,000,000	2015/08/31
26040	J P Morgan SP BV	A50 China European Warrants Mar 2016 A	0.422	11.38 per unit	2016/03/01	100,000,000	2015/08/31
26074	J P Morgan SP BV	Galaxy Ent European Warrants May 2016 A	0.279	28.880	2016/05/03	100,000,000	2015/08/31
26066	J P Morgan SP BV	HKEx European Warrants Jun 2016 B	0.287	170 per 100 units	2016/06/02	200,000,000	2015/08/31
26065	J P Morgan SP BV	HSBC European Warrants May 2016 A	0.340	63.880	2016/05/03	100,000,000	2015/08/31
25593	J P Morgan SP BV	HSCEI European Wts Mar 2016 E	0.250	9,600 per 6,000 units	2016/03/30	200,000,000	2015/08/31
26050	J P Morgan SP BV	HS H-SHARE European Warrants Mar 2016 A	0.537	110.000	2016/03/01	100,000,000	2015/08/31
25588	J P Morgan SP BV	HSI European Warrants Mar 2016 F	0.257	21,200 per 10,000 units	2016/03/30	300,000,000	2015/08/31

Newly listed derivative warrants (continued)

Code	Issuer	Name of issue	Issue prices (HK\$)	Strike level/ Subscription price (HK\$) per 10 units	Subscription/ exercise period	Unit issued on initial listing	Listing date
26014	J P Morgan SP BV	HSI European Put Warrants Jun 2016 A	0.252	20,000 per 6,800 units	2016/06/29	300,000,000	2015/08/31
26071	J P Morgan SP BV	PetroChina European Warrants Mar 2016 A	0.457	6.88 per unit	2016/03/02	100,000,000	2015/08/31
25962	J P Morgan SP BV	Ping An European Warrants Apr 2016 B	0.252	40.000	2016/04/05	100,000,000	2015/08/31
26077	J P Morgan SP BV	Sands China European Warrants Apr 2016 B	0.304	29.880	2016/04/05	100,000,000	2015/08/31
26150	Macquarie Bank Ltd.	China Mobile European Put Wts Jul 18 A	0.250	88.88 per 100 units	2018/07/03	40,000,000	2015/08/31
25955	Macquarie Bank Ltd.	A50 China European Put Wts Jan 2018 A	0.250	8.880	2018/01/03	40,000,000	2015/08/31
26132	Macquarie Bank Ltd.	HKEx European Put Warrants Apr 2016 B	0.250	170 per 100 units	2016/04/05	40,000,000	2015/08/31
25612	SGA Societe Generale Acceptance N.V.	AIA Eur Wt Mar 2016 A	0.220	46.880	2016/03/03	100,000,000	2015/08/31
25610	SGA Societe Generale Acceptance N.V.	AIA Eur Wt May 2016 A	0.445	42.000	2016/05/05	100,000,000	2015/08/31
25614	SGA Societe Generale Acceptance N.V.	CAM CSI300 Eu Wt Apr16A	0.620	36.880	2016/04/06	50,000,000	2015/08/31
25613	SGA Societe Generale Acceptance N.V.	CLife Eu Wt Mar 2016 B	0.320	23.500	2016/03/03	150,000,000	2015/08/31
25708	SGA Societe Generale Acceptance N.V.	Ch Mob Eu Wt Mar 16 C	0.660	102.880	2016/03/03	80,000,000	2015/08/31
25484	SGA Societe Generale Acceptance NV	CSOP A50 ETF Eu Wt Dec16A	0.250	10.880	2016/12/05	300,000,000	2015/08/31
25514	SGA Societe Generale Acceptance N.V.	A50 Ch Eu Wt Nov 2016B	0.250	9.800	2016/11/03	300,000,000	2015/08/31
25716	SGA Societe Generale Acceptance N.V.	Galaxy Ent Eu Wt Mar16A	0.305	28.000	2016/03/03	80,000,000	2015/08/31
25736	SGA Societe Generale Acceptance N.V.	Galaxy Ent Eu Wt May16A	0.250	31.880	2016/05/05	80,000,000	2015/08/31
25755	SGA Societe Generale Acceptance N.V.	HKEx Eu Wt Mar 2016 C	0.255	175 per 100 units	2016/03/03	200,000,000	2015/08/31
25781	SGA Societe Generale Acceptance N.V.	HSBC Eu Wt Mar 2016 C	0.440	62.880	2016/03/03	100,000,000	2015/08/31
25759	SGA Societe Generale Acceptance N.V.	HSBC Eu Wt May 2016 B	0.580	59.880	2016/05/05	100,000,000	2015/08/31
25512	SGA Societe Generale Acceptance N.V.	HSI Eur Wt Apr 2016 A	0.255	21,800 per 9,000 units	2016/04/28	150,000,000	2015/08/31
25489	SGA Societe Generale Acceptance N.V.	HSI Eur Wt Jun 2016 A	0.250	21,000 per 11,000 units	2016/06/29	150,000,000	2015/08/31
25788	SGA Societe Generale Acceptance N.V.	Ping An Eu Wt Mar 16 D	0.500	35.000	2016/03/03	120,000,000	2015/08/31
25646	UBS AG	BOCL European Warrants Apr 2016 A	0.300	3.99 per unit	2016/04/22	70,000,000	2015/08/31
25648	UBS AG	Galaxy Ent European Warrants Mar 2016 A	0.300	28.880	2016/03/01	70,000,000	2015/08/31
25643	UBS AG	HSBC European Warrants Mar 2016 B	0.460	63.380	2016/03/01	100,000,000	2015/08/31
25647	UBS AG	HSCEI European Warrants Mar 2016 G	0.250	9,400 per 5,000 units	2016/03/30	100,000,000	2015/08/31
25616	UBS AG	HSI European Warrants Mar 2016 E	0.250	21,800 per 8,000 units	2016/03/30	300,000,000	2015/08/31
25641	UBS AG	HSI European Put Warrants Mar 2016 F	0.250	20,400 per 7,000 units	2016/03/30	300,000,000	2015/08/31
25644	UBS AG	Ping An European Warrants Mar 2016 A	0.280	38.880	2016/03/08	150,000,000	2015/08/31
23845 [#]	UBS AG	HSI European Warrants Jan 2016 J	0.109	22,800 per 8,000 units	2016/01/28	200,000,000	2015/08/31
26445	Credit Suisse AG	China Mobile European Put Wts Mar 2016 A	0.400	80.880	2016/03/02	70,000,000	2015/09/01
26442	Credit Suisse AG	HSBC European Wts Mar 2016 A	0.580	61.280	2016/03/02	80,000,000	2015/09/01
26454	Credit Suisse AG	Ping An European Put Warrants Mar 2016 C	0.250	32.080	2016/03/02	70,000,000	2015/09/01
26534	Goldman Sachs SP (Asia)	Tencent European Put Wt Dec 2016 D	0.250	125 per 100 units	2016/12/30	60,000,000	2015/09/01
26228	HK Bank	CM Bank European Warrants Apr 2016 A	0.250	18.380	2016/04/29	80,000,000	2015/09/01
26216	HK Bank	CNOOC European Warrants Feb 2016 B	0.500	8.80 per unit	2016/02/29	50,000,000	2015/09/01
26221	HK Bank	Sinopec Corp European Warrants Feb 2016 B	0.350	5.38 per unit	2016/02/29	80,000,000	2015/09/01
26252	HK Bank	HKEx European Warrants Mar 2016 B	0.250	190.88 per 100 units	2016/03/31	180,000,000	2015/09/01
26220	HK Bank	Haitong Sec European Warrants Apr 2016 A	0.250	12.880	2016/04/29	80,000,000	2015/09/01
26810	J P Morgan SP BV	Anhui Conch European Warrants Jul 2016 A	0.251	26.000	2016/07/05	80,000,000	2015/09/01
26738	J P Morgan SP BV	CNOOC European Warrants Jun 2016 A	0.474	9.18 per unit	2016/06/30	100,000,000	2015/09/01
26692	J P Morgan SP BV	Sinopec Corp European Warrants Jun 2016 A	0.489	5.28 per unit	2016/06/30	100,000,000	2015/09/01
26786	J P Morgan SP BV	CSOP A50 ETF European Warrants Dec 2016 A	0.150	11.120	2016/12/30	200,000,000	2015/09/01

Newly listed derivative warrants (continued)

Code	Issuer	Name of issue	Issue prices (HK\$)	Strike level/ Subscription price (HK\$) per 10 units	Subscription/ exercise period	Unit issued on initial listing	Listing date
26791	J P Morgan SP BV	Henderson Land Dev European Wt Jul 2016 A	0.330	55.000	2016/07/04	60,000,000	2015/09/01
26645	J P Morgan SP BV	HSCEI European Wts Apr 2016 A	0.258	9,000 per 4,500 units	2016/04/28	200,000,000	2015/09/01
26644	J P Morgan SP BV	HSI European Warrants Apr 2016 B	0.252	20,400 per 9,000 units	2016/04/28	300,000,000	2015/09/01
26271	J P Morgan SP BV	Ping An European Warrants Dec 2016 A	0.152	36.90 per 50 units	2016/12/30	100,000,000	2015/09/01
26809	J P Morgan SP BV	SHK Ppt European Warrants Apr 2016 A	0.289	115.000	2016/04/05	60,000,000	2015/09/01
26259	Macquarie Bank Ltd.	CM Bank European Warrants May 2016 A	0.150	20.000	2016/05/04	67,000,000	2015/09/01
26270	Macquarie Bank Ltd.	HKEx European Warrants Apr 2016 C	0.250	200 per 100 units	2016/04/05	40,000,000	2015/09/01
26471	Macquarie Bank Ltd.	Ping An European Warrants May 2016 A	0.334	42.500	2016/05/04	30,000,000	2015/09/01
26178	Standard Chartered Bank	CAM CSI300 European Wts Apr 2016 B	0.550	40.000	2016/04/29	60,000,000	2015/09/01
26158	Standard Chartered Bank	China Mobile Euro Wts Feb 2016 A	0.460	98.050	2016/02/05	80,000,000	2015/09/01
26215	Standard Chartered Bank	CSOP A50 ETF Euro Wts Jan 2017 B	0.150	11.160	2017/01/06	80,000,000	2015/09/01
26156	Standard Chartered Bank	Galaxy Ent European Wts Aug 2016 A	0.310	28.880	2016/08/08	80,000,000	2015/09/01
26294	Standard Chartered Bank	HKEx European Warrants Apr 2016 B	0.250	188.88 per 100 units	2016/04/01	150,000,000	2015/09/01
26184	Standard Chartered Bank	Tencent Hldg Euro Wts Jun 2016 A	0.150	136.98 per 100 units	2016/06/20	200,000,000	2015/09/01
26321	SGA Societe Generale Acceptance N.V.	CKH Euro Wt Mar 2016A	0.790	110.000	2016/03/03	30,000,000	2015/09/01
26312	SGA Societe Generale Acceptance N.V.	CKH Euro Wt Dec 2017A	0.250	91.88 per 100 units	2017/12/05	300,000,000	2015/09/01
26274	SGA Societe Generale Acceptance N.V.	COVS Eu Wts Sep 2016 A	0.400	23.500	2016/09/05	25,000,000	2015/09/01
26439	SGA Societe Generale Acceptance N.V.	Petch Eu Wt Mar 2016A	0.395	7.20 per unit	2016/03/03	60,000,000	2015/09/01
26328	SGA Societe Generale Acceptance N.V.	Petch Eu Wt Apr 2016A	0.800	6.18 per unit	2016/04/06	60,000,000	2015/09/01
26287	SGA Societe Generale Acceptance N.V.	PICC Eu Wts Aug 2016A	0.680	3.88 per unit	2016/08/03	15,000,000	2015/09/01
26560	UBS AG	Sinopec Corp European Warrants Mar 2016 A	0.440	5.63 per unit	2016/03/08	60,000,000	2015/09/01
26552	UBS AG	HSCEI European Put Warrants Mar 2016 H	0.250	8,800 per 4,000 units	2016/03/30	200,000,000	2015/09/01
26535	UBS AG	HSI European Warrants Mar 2016 G	0.295	20,600 per 8,000 units	2016/03/30	300,000,000	2015/09/01
26536	UBS AG	HSI European Warrants Mar 2016 H	0.250	21,200 per 9,000 units	2016/03/30	300,000,000	2015/09/01
26543	UBS AG	HSI European Warrants Mar 2016 I	0.250	23,600 per 6,500 units	2016/03/30	300,000,000	2015/09/01
26551	UBS AG	HSI European Put Warrants Mar 2016 J	0.250	19,800 per 7,000 units	2016/03/30	300,000,000	2015/09/01
26629	UBS AG	ICBC European Warrants Feb 2016 A	0.260	5.31 per unit	2016/02/25	100,000,000	2015/09/01
26563	UBS AG	PetroChina European Warrants Mar 2016 A	0.420	7.38 per unit	2016/03/08	50,000,000	2015/09/01
26949	BOCI Asia Ltd.	CAM CSI300 European Warrants Mar 2016 A	0.440	40.000	2016/03/14	100,000,000	2015/09/02
26914	BOCI Asia Ltd.	Sinopec Corp European Warrants Mar 2016 A	0.410	5.50 per unit	2016/03/31	100,000,000	2015/09/02
26945	BOCI Asia Ltd.	CSOP A50 ETF European Warrants Dec 2016 C	0.150	11.160	2016/12/22	100,000,000	2015/09/02
26882	BOCI Asia Ltd.	Galaxy Ent European Warrants Mar 2016 A	0.290	28.280	2016/03/29	100,000,000	2015/09/02
26883	BOCI Asia Ltd.	Galaxy Ent European Put Warrants Apr 2016 A	0.270	23.280	2016/04/05	100,000,000	2015/09/02
26877	BOCI Asia Ltd.	HSBC European Warrants Mar 2016 A	0.330	65.000	2016/03/24	100,000,000	2015/09/02
26916	BOCI Asia Ltd.	Tencent Holdings European Wts Jun 2016 C	0.170	136.98 per 100 units	2016/06/03	100,000,000	2015/09/02
26927	BOCI Asia Ltd.	Tencent Holdings European Put Wts Dec 2016 B	0.210	125.88 per 100 units	2016/12/21	100,000,000	2015/09/02
26979	Credit Suisse AG	Galaxy Ent European Warrants Mar 2016 A	0.270	27.800	2016/03/02	80,000,000	2015/09/02
26956	Credit Suisse AG	HSCEI European Put Warrants Mar 2016 E	0.250	9,000 per 4,300 units	2016/03/30	108,000,000	2015/09/02
27029	Credit Suisse AG	PetroChina European Warrants Mar 2016 A	0.350	7.18 per unit	2016/03/02	80,000,000	2015/09/02
27404	Bank of East Asia	CM Bank European Warrants Nov 2016 A	0.250	18.800	2016/11/28	40,000,000	2015/09/02
27391	Bank of East Asia	CSOP A50 ETF European Wts Dec 2016 A	0.150	11.120	2016/12/30	70,000,000	2015/09/02
27454	Bank of East Asia	HKEx European Put Warrants Jul 2016 A	0.250	168 per 100 units	2016/07/07	40,000,000	2015/09/02
27412	Bank of East Asia	HS H-SHARE European Warrants Dec 2017 A	0.150	120 per 100 units	2017/12/28	70,000,000	2015/09/02

Newly listed derivative warrants (continued)

Code	Issuer	Name of issue	Issue prices (HK\$)	Strike level/ Subscription price (HK\$) per 10 units	Subscription/ exercise period	Unit issued on initial listing	Listing date
27420	Bank of East Asia	Tencent Holdings European Put Wts Oct16A	0.250	130.80 per 100 units	2016/10/20	40,000,000	2015/09/02
27248	Goldman Sachs SP (Asia)	Sinopec Corp European Wts Mar 2016 A	0.424	5.48 per unit	2016/03/31	80,000,000	2015/09/02
27217	Goldman Sachs SP (Asia)	HKEx European Warrants Mar 2016 A	0.290	175 per 100 units	2016/03/31	150,000,000	2015/09/02
27223	Goldman Sachs SP (Asia)	HSBC European Warrants Apr 2016 B	0.461	60.800	2016/04/08	100,000,000	2015/09/02
26858	HK Bank	HSCEI European Put Warrants Mar 2016 E	0.250	9,000 per 4,000 units	2016/03/30	180,000,000	2015/09/02
26854	HK Bank	HSI European Put Warrants Mar 2016 C	0.250	20,588 per 7,500 units	2016/03/30	180,000,000	2015/09/02
27049	J P Morgan SP BV	CAM CSI300 European Warrants May 2016 A	0.260	38.000	2016/05/03	100,000,000	2015/09/02
27216	J P Morgan SP BV	CITIC Sec European Warrants May 2016 A	0.336	18.880	2016/05/04	100,000,000	2015/09/02
27089	J P Morgan SP BV	Galaxy Ent European Warrants Mar 2016 B	0.254	25.000	2016/03/01	100,000,000	2015/09/02
27170	J P Morgan SP BV	Galaxy Ent European Put Wts Apr 2016 C	0.252	22.000	2016/04/05	100,000,000	2015/09/02
27182	J P Morgan SP BV	Sands China European Warrants Mar 2016 B	0.347	25.000	2016/03/01	100,000,000	2015/09/02
27025	Macquarie Bank Ltd.	Sinopec Corp European Wts Apr 2016 B	0.400	6.28 per unit	2016/04/05	25,000,000	2015/09/02
27024	Macquarie Bank Ltd.	Galaxy Ent European Wts Apr 2016 C	0.250	31.000	2016/04/05	40,000,000	2015/09/02
27022	Macquarie Bank Ltd.	Galaxy Ent European Put Wts May 2016 A	0.250	19.880	2016/05/04	40,000,000	2015/09/02
27020	Macquarie Bank Ltd.	Greatwall Motor European Wts Apr 2016 A	0.250	26.000	2016/04/05	40,000,000	2015/09/02
26817	Macquarie Bank Ltd.	HSBC European Warrants Apr 2016 C	0.384	70.800	2016/04/05	27,000,000	2015/09/02
26816	Macquarie Bank Ltd.	Sands China European Wts Apr 2016 B	0.278	32.000	2016/04/05	36,000,000	2015/09/02
27311	Standard Chartered Bank	Agricultural Bk Eur Wts Feb 2016 A	0.150	3.68 per unit	2016/02/24	80,000,000	2015/09/02
27339	Standard Chartered Bank	BOCL European Warrants Mar 2016 B	0.200	4.19 per unit	2016/03/22	80,000,000	2015/09/02
27312	Standard Chartered Bank	CITIC Sec European Wts Mar 2016 A	0.250	18.000	2016/03/21	80,000,000	2015/09/02
27301	Standard Chartered Bank	CKP European Warrants May 2016 A	0.250	62.000	2016/05/03	60,000,000	2015/09/02
27318	Standard Chartered Bank	HSBC European Warrants Apr 2016 B	0.250	64.880	2016/04/18	80,000,000	2015/09/02
27313	Standard Chartered Bank	Haitong Sec Euro Wts Mar 2016 B	0.250	11.880	2016/03/21	80,000,000	2015/09/02
27267	Standard Chartered Bank	SHK P European Warrants Mar 2016 A	0.250	115.000	2016/03/07	60,000,000	2015/09/02
27687	Goldman Sachs SP (Asia)	HKEx European Put Wts May 2016 B	0.254	178.88 per 100 units	2016/05/30	80,000,000	2015/09/04
27634	Goldman Sachs SP (Asia)	HSI European Warrants Mar 2016 F	0.391	20,000 per 8,000 units	2016/03/30	100,000,000	2015/09/04
27537	Goldman Sachs SP (Asia)	HSI European Put Wts Feb 2016 A	0.259	21,900 per 7,000 units	2016/02/26	100,000,000	2015/09/04
27612	Goldman Sachs SP (Asia)	HSI European Put Wts Mar 2016 E	0.257	19,600 per 6,000 units	2016/03/30	100,000,000	2015/09/04
27773	J P Morgan SP BV	China Cinda European Warrants Apr 2016 A	0.255	3.38 per unit	2016/04/01	80,000,000	2015/09/04
27501	Macquarie Bank Ltd.	A50 China European Warrants Dec 2016 C	0.150	11.000	2016/12/02	67,000,000	2015/09/04
27495	Standard Chartered Bank	HSCEI European Warrants Mar 2016 C	0.250	9,800 per 4,800 units	2016/03/30	100,000,000	2015/09/04
27456	Standard Chartered Bank	HSCEI European Put Wts Apr 2016 A	0.250	9,200 per 5,000 units	2016/04/28	100,000,000	2015/09/04
27458	Standard Chartered Bank	HSI European Warrants Mar 2016 E	0.250	21,600 per 8,000 units	2016/03/30	100,000,000	2015/09/04
27455	Standard Chartered Bank	HSI European Put Wts Mar 2016 D	0.250	20,800 per 8,000 units	2016/03/30	100,000,000	2015/09/04
27718	UBS AG	China Mobile European Put Warrants Mar 2016 A	0.475	80.880	2016/03/08	100,000,000	2015/09/04
27688	UBS AG	HSBC European Put Warrants Mar 2016 C	0.495	60.880	2016/03/08	80,000,000	2015/09/04
27766	UBS AG	Tencent Holdings European Put Warrants Dec 2016 A	0.250	122.80 per 100 units	2016/12/30	500,000,000	2015/09/04
28181	Goldman Sachs SP (Asia)	HSCEI European Warrants Mar 2016 D	0.153	10,538 per 5,500 units	2016/03/30	100,000,000	2015/09/07
28221	J P Morgan SP BV	AviChina European Warrants Sep 2017 A	0.250	6.880	2017/09/04	60,000,000	2015/09/07
28224	J P Morgan SP BV	BankComm European Warrants Jul 2016 A	0.582	6.50 per unit	2016/07/29	100,000,000	2015/09/07
28229	J P Morgan SP BV	Brilliance Chi European Wts Dec 2016 A	0.251	11.140	2016/12/30	80,000,000	2015/09/07
28254	J P Morgan SP BV	Ping An European Put Warrants May 2016 A	0.334	35.000	2016/05/03	100,000,000	2015/09/07
27839	Standard Chartered Bank	China Life European Wts Feb 2016 A	0.300	28.300	2016/02/22	100,000,000	2015/09/07

Newly listed derivative warrants (continued)

Code	Issuer	Name of issue	Issue prices (HK\$)	Strike level/ Subscription price (HK\$) per 10 units	Subscription/ exercise period	Unit issued on initial listing	Listing date
27911	Standard Chartered Bank	CNOOC European Warrants Mar 2016 A	0.500	10.20 per unit	2016/03/24	60,000,000	2015/09/07
27859	Standard Chartered Bank	Sinopec Corp Euro Wts Mar 2016 C	0.250	5.60 per unit	2016/03/18	60,000,000	2015/09/07
27917	SGA Societe Generale Acceptance N.V.	BOCL Eu Wt Mar 2016 A	0.205	4.10 per unit	2016/03/03	100,000,000	2015/09/07
27916	SGA Societe Generale Acceptance N.V.	BOCL Eu Wt Jun 2016 A	0.425	3.68 per unit	2016/06/03	100,000,000	2015/09/07
27918	SGA Societe Generale Acceptance N.V.	CCB Eur Wt Jun 2016 A	0.650	5.58 per unit	2016/06/03	100,000,000	2015/09/07
28154	SGA Societe Generale Acceptance N.V.	CP&CC Eu Wt Apr 2016A	0.350	6 per unit	2016/04/06	80,000,000	2015/09/07
28108	SGA Societe Generale Acceptance N.V.	CP&CC Eu Wt Jun 2016A	0.650	5.25 per unit	2016/06/03	80,000,000	2015/09/07
28096	SGA Societe Generale Acceptance N.V.	ICBC Eu Wt Jun 2016 A	0.520	4.68 per unit	2016/06/03	100,000,000	2015/09/07
28176	SGA Societe Generale Acceptance N.V.	Stanchart Eu Wt Oct16A	1.000	100.000	2016/10/05	10,000,000	2015/09/07
28516	Credit Suisse AG	BOCL European Warrants Mar 2016 A	0.250	3.98 per unit	2016/03/31	80,000,000	2015/09/08
28635	J P Morgan SP BV	Agricultural Bk Euro Warrants Jul 2016 A	0.251	3.38 per unit	2016/07/29	100,000,000	2015/09/08
28649	J P Morgan SP BV	CITIC Bank European Warrants Jun 2016 A	0.488	5.18 per unit	2016/06/30	100,000,000	2015/09/08
28587	J P Morgan SP BV	HSBC European Put Warrants May 2016 B	0.398	56.880	2016/05/03	100,000,000	2015/09/08
28483	SGA Societe Generale Acceptance N.V.	CGS Euro Wts Dec 17 A	0.200	6.280	2017/12/04	100,000,000	2015/09/08
28465	SGA Societe Generale Acceptance N.V.	CITIC Sec Eu Wt May16A	0.380	16.000	2016/05/05	40,000,000	2015/09/08
28435	SGA Societe Generale Acceptance N.V.	CITIC Sec Eu Wt Jun16A	0.285	20.000	2016/06/03	40,000,000	2015/09/08
28427	SGA Societe Generale Acceptance N.V.	CNOOC Eu Wt Jul 2017A	0.150	10.880	2017/07/05	300,000,000	2015/09/08
28359	SGA Societe Generale Acceptance N.V.	HSCEI Eu Put Wt May16A	0.250	9,400 per 4,000 units	2016/05/30	150,000,000	2015/09/08
28367	SGA Societe Generale Acceptance N.V.	HSI Eur Wt Mar 2016 D	0.190	22,400 per 8,000 units	2016/03/30	150,000,000	2015/09/08
28387	SGA Societe Generale Acceptance N.V.	HSI Eu Put Wt Mar 16 E	0.215	21,000 per 8,000 units	2016/03/30	150,000,000	2015/09/08
10353	SGA Societe Generale Acceptance NV	Nikkei 225 Eu Wt Sep 16 A	0.250	19,000 per 500 units	2016/09/09	150,000,000	2015/09/08
10354	SGA Societe Generale Acceptance NV	Nikkei 225 Eu Wt Mar 17 A	0.250	21,000 per 450 units	2017/03/10	150,000,000	2015/09/08
10355	SGA Societe Generale Acceptance NV	N225 Eu Put Wt Sep 2016 B	0.250	18,000 per 470 units	2016/09/09	150,000,000	2015/09/08
29046	Credit Suisse AG	BOC HK European Warrants Oct 2016 A	0.150	28.900	2016/10/03	70,000,000	2015/09/09
28781	Goldman Sachs SP (Asia)	China Cinda Euro Wts Apr 2016 A	0.377	3.08 per unit	2016/04/29	50,000,000	2015/09/09
28900	Goldman Sachs SP (Asia)	CITIC Sec European Wts Apr 2016 A	0.261	18.000	2016/04/29	80,000,000	2015/09/09
28981	Goldman Sachs SP (Asia)	Ch Overseas European Wts Apr 2016 A	0.300	24.880	2016/04/29	80,000,000	2015/09/09
29074	Goldman Sachs SP (Asia)	CSOP A50 ETF Euro Wts Apr 2016 B	1.057	12.88 per unit	2016/04/29	50,000,000	2015/09/09
29226	Goldman Sachs SP (Asia)	HSCEI European Warrants Mar 2016 E	0.274	9,000 per 5,000 units	2016/03/30	100,000,000	2015/09/09
29238	Goldman Sachs SP (Asia)	HSI European Warrants Mar 2016 G	0.260	20,800 per 8,000 units	2016/03/30	100,000,000	2015/09/09
29239	Goldman Sachs SP (Asia)	HSI European Put Wts Apr 2016 B	0.250	19,000 per 6,500 units	2016/04/28	100,000,000	2015/09/09
28848	Goldman Sachs SP (Asia)	PetroChina European Wts Apr 2016 A	0.630	6.98 per unit	2016/04/29	50,000,000	2015/09/09
29083	Goldman Sachs SP (Asia)	Ping An European Wts Mar 2016 B	0.781	31.880	2016/03/30	100,000,000	2015/09/09
28664	HK Bank	BOCL European Warrants Jul 2016 B	0.300	3.68 per unit	2016/07/29	80,000,000	2015/09/09
28779	HK Bank	HSCEI European Warrants Mar 2016 F	0.250	9,088 per 6,000 units	2016/03/30	180,000,000	2015/09/09
28710	HK Bank	HSI European Warrants Mar 2016 D	0.250	20,188 per 10,000 units	2016/03/30	180,000,000	2015/09/09
28662	HK Bank	Lenovo European Warrants Dec 2017 B	0.150	7.510	2017/12/27	100,000,000	2015/09/09
28709	HK Bank	Ping An European Warrants Dec 2016 B	0.150	36.90 per 50 units	2016/12/30	180,000,000	2015/09/09
29135	J P Morgan SP BV	China Railway European Wts Aug 2017 A	0.251	7.880	2017/08/02	60,000,000	2015/09/09
29165	J P Morgan SP BV	HSCEI European Put Warrants May 2016 A	0.263	8,800 per 4,300 units	2016/05/30	200,000,000	2015/09/09
29179	J P Morgan SP BV	HSI European Put Warrants May 2016 A	0.250	19,000 per 6,000 units	2016/05/30	300,000,000	2015/09/09
29084	J P Morgan SP BV	Tencent European Put Warrants Dec 2016 D	0.150	108 per 100 units	2016/12/01	200,000,000	2015/09/09
29004	SGA Societe Generale Acceptance N.V.	Kingsoft Eu Wt Apr16A	0.400	16.880	2016/04/06	40,000,000	2015/09/09

Newly listed derivative warrants (continued)

Code	Issuer	Name of issue	Issue prices (HK\$)	Strike level/ Subscription price (HK\$) per 10 units	Subscription/ exercise period	Unit issued on initial listing	Listing date
29035	SGA Societe Generale Acceptance N.V	Sands China Eu Wt Apr16B	0.270	28.000	2016/04/06	80,000,000	2015/09/09
29505	BOCI Asia Ltd.	HSCEI European Warrants Mar 2016 A	0.160	10,000 per 5,000 units	2016/03/30	100,000,000	2015/09/10
29539	BOCI Asia Ltd.	HSCEI European Put Warrants May 2016 A	0.200	8,888 per 4,300 units	2016/05/30	100,000,000	2015/09/10
29484	BOCI Asia Ltd.	HSI European Warrants Mar 2016 B	0.180	22,000 per 7,500 units	2016/03/30	100,000,000	2015/09/10
29486	BOCI Asia Ltd.	HSI European Put Warrants Mar 2016 C	0.180	20,000 per 7,200 units	2016/03/30	100,000,000	2015/09/10
29704	Credit Suisse AG	CITIC Sec European Warrants Mar 2016 A	0.330	15.800	2016/03/14	50,000,000	2015/09/10
29707	Credit Suisse AG	Haitong Sec European Warrants Mar 2016 A	0.250	12.280	2016/03/14	50,000,000	2015/09/10
29852	J P Morgan SP BV	BOCL European Warrants Jul 2016 A	0.279	3.58 per unit	2016/07/29	100,000,000	2015/09/10
29781	J P Morgan SP BV	Galaxy Ent European Warrants Jun 2016 A	0.390	21.880	2016/06/01	100,000,000	2015/09/10
29856	J P Morgan SP BV	ICBC European Warrants Jul 2016 A	0.406	4.60 per unit	2016/07/29	100,000,000	2015/09/10
29636	Macquarie Bank Ltd.	CPIC European Warrants May 2016 A	0.335	33.880	2016/05/04	30,000,000	2015/09/10
29763	Macquarie Bank Ltd.	Evergrande European Wts Jan 2018 A	0.250	6.000	2018/01/03	100,000,000	2015/09/10
29623	Macquarie Bank Ltd.	ICBC European Warrants May 2016 A	0.335	5.25 per unit	2016/05/04	30,000,000	2015/09/10
29387	Standard Chartered Bank	CNOOC European Put Wts Nov 2016 B	0.165	9.270	2016/11/07	100,000,000	2015/09/10
29348	SGA Societe Generale Acceptance N.V.	BOCHK Eu Wt Aug 2016B	0.280	25.000	2016/08/03	50,000,000	2015/09/10
29639	SGA Societe Generale Acceptance N.V.	Galaxy Ent Eu Wt May16B	0.400	22.880	2016/05/05	80,000,000	2015/09/10
29593	SGA Societe Generale Acceptance N.V.	HSBC Eu Put Wt Apr16 A	0.400	55.000	2016/04/06	100,000,000	2015/09/10
29382	SGA Societe Generale Acceptance N.V	Haitong Sec Eu Wt Jun16A	0.250	11.500	2016/06/03	40,000,000	2015/09/10
29596	SGA Societe Generale Acceptance N.V	Ping An Eu Put Wt May16A	0.275	30.880	2016/05/05	120,000,000	2015/09/10
29603	SGA Societe Generale Acceptance N.V	Tencent Eu Put Wt Dec16A	0.250	121.80 per 100 units	2016/12/05	500,000,000	2015/09/10
29640	UBS AG	CNOOC European Warrants Jul 2018 A	0.210	8.890	2018/07/26	100,000,000	2015/09/10
29659	UBS AG	Sinopec Corp European Warrants Mar 2016 B	0.520	5.18 per unit	2016/03/15	60,000,000	2015/09/10
29644	UBS AG	Galaxy Ent European Warrants Feb 2016 A	0.275	25.050	2016/02/23	70,000,000	2015/09/10
29647	UBS AG	Galaxy Ent European Put Warrants Mar 2016 B	0.250	19.880	2016/03/09	60,000,000	2015/09/10
29657	UBS AG	PetroChina European Warrants Mar 2016 B	0.620	6.38 per unit	2016/03/15	50,000,000	2015/09/10
29651	UBS AG	Sands China European Put Warrants Mar 2016 A	0.250	21.680	2016/03/09	60,000,000	2015/09/10
29935	BOCI Asia Ltd.	Agricultural Bk European Wts May 2016 A	0.250	3.38 per unit	2016/05/30	100,000,000	2015/09/11
11011	BOCI Asia Ltd.	BOCL European Warrants May 2016 A	0.290	3.78 per unit	2016/05/23	100,000,000	2015/09/11
29863	BOCI Asia Ltd.	CC Bank European Warrants May 2016 A	0.400	5.88 per unit	2016/05/03	100,000,000	2015/09/11
11010	BOCI Asia Ltd.	ICBC European Warrants May 2016 A	0.360	5 per unit	2016/05/10	100,000,000	2015/09/11
11014	Goldman Sachs SP (Asia)	HSCEI European Put Wts May 2016 B	0.253	8,400 per 4,000 units	2016/05/30	100,000,000	2015/09/11
11012	Goldman Sachs SP (Asia)	HSI European Put Wts Apr 2016 C	0.254	18,400 per 6,000 units	2016/04/28	100,000,000	2015/09/11
11020	Goldman Sachs Sp (Asia)	ICBC European Warrants Mar 2016 A	0.312	4.98 per unit	2016/03/31	80,000,000	2015/09/11
11058	Goldman Sachs SP (Asia)	Ping An Euro Put Wts Mar 2016 C	0.415	33.800	2016/03/31	60,000,000	2015/09/11
11061	J P Morgan SP BV	China Life European Put Wts May 2016 A	0.251	22.500	2016/05/03	100,000,000	2015/09/11
11070	J P Morgan SP BV	Guotai Junani European Warrants Apr 2016A	0.660	2.38 per unit	2016/04/05	60,000,000	2015/09/11
11060	J P Morgan SP BV	HSBC European Warrants Jun 2016 A	0.431	58.880	2016/06/02	100,000,000	2015/09/11
11062	J P Morgan SP BV	HSI European Warrants May 2016 B	0.251	19,600 per 10,000 units	2016/05/30	300,000,000	2015/09/11
11069	J P Morgan SP BV	HSI European Warrants May 2016 C	0.252	22,600 per 6,000 units	2016/05/30	300,000,000	2015/09/11
11019	SGA Societe Generale Acceptance N.V.	HSCEI Eu Wt Mar 2016E	0.150	9,600 per 6,000 units	2016/03/30	150,000,000	2015/09/11
11018	SGA Societe Generale Acceptance N.V.	HSCEI Eu Wt Apr 2016B	0.250	9,000 per 5,000 units	2016/04/28	150,000,000	2015/09/11
11029	UBS AG	Agricultural Bank European Warrants Mar 2016 A	0.250	3.28 per unit	2016/03/10	50,000,000	2015/09/11
11028	UBS AG	China Cinda European Warrants Mar 2016 A	0.280	3.08 per unit	2016/03/10	50,000,000	2015/09/11

Newly listed derivative warrants (continued)

Code	Issuer	Name of issue	Issue prices (HK\$)	Strike level/ Subscription price (HK\$) per 10 units	Subscription/ exercise period	Unit issued on initial listing	Listing date
11040	UBS AG	CNOOC European Warrants Mar 2016 A	0.740	9.68 per unit	2016/03/10	100,000,000	2015/09/11
11026	UBS AG	HSBC European Warrants Feb 2016 A	0.180	70.050	2016/02/24	100,000,000	2015/09/11
11057	UBS AG	China Mengniu European Warrants Jul 2016 A	0.460	30.880	2016/07/11	70,000,000	2015/09/11
11056	UBS AG	Tencent Holdings European Warrants Feb 2016 D	0.150	130.98 per 100 units	2016/02/22	500,000,000	2015/09/11
11120	BNP Paribas Arbit Issu B.V.	AIA European Wts Apr 2016 B	0.310	45.000	2016/04/05	50,000,000	2015/09/14
11114	BNP Paribas Arbit Issu B.V.	HSBC European Wts Apr 2016 B	0.440	60.000	2016/04/05	40,000,000	2015/09/14
11092	BNP Paribas Arbit Issu B.V.	HSCEI European Wts Mar 2016 D	0.270	9,100 per 5,000 units	2016/03/30	100,000,000	2015/09/14
11095	BNP Paribas Arbit Issu B.V.	HSCEI Euro Put Wts Mar 2016 E	0.250	9,300 per 5,000 units	2016/03/30	100,000,000	2015/09/14
11083	BNP Paribas Arbit Issu B.V.	HSI European Wts Mar 2016 A	0.250	20,800 per 8,000 units	2016/03/30	80,000,000	2015/09/14
11090	BNP Paribas Arbit Issu B.V.	HSI Euro Put Wts Mar 2016 B	0.270	21,000 per 8,000 units	2016/03/30	80,000,000	2015/09/14
11101	BNP Paribas Arbit Issu B.V.	PetroCh Euro Wts Mar 2016 B	0.380	6.88 per unit	2016/03/02	40,000,000	2015/09/14
11136	Credit Suisse AG	HS H-SHARE European Warrants Feb 2016 A	0.400	110.000	2016/02/26	80,000,000	2015/09/14
11079	Macquarie Bank Ltd.	BOCL European Warrants Apr 2016 B	0.250	3.88 per unit	2016/04/05	40,000,000	2015/09/14
11073	Macquarie Bank Ltd.	CC Bank European Warrants Apr 2016 B	0.334	5.98 per unit	2016/04/05	30,000,000	2015/09/14
11077	Macquarie Bank Ltd.	China Life European Wts Apr 2016 B	0.250	29.880	2016/04/05	40,000,000	2015/09/14
11123	Macquarie Bank Ltd.	Minsheng Bank European Wts Apr 2016 A	0.630	8.78 per unit	2016/04/05	16,000,000	2015/09/14
11122	Macquarie Bank Ltd.	Kingsoft European Warrants May 2016 A	0.385	18.980	2016/05/04	26,000,000	2015/09/14
11128	SGA Societe Generale Acceptance N.V.	AGBK Eu Wt Jun 2016 A	0.345	3 per unit	2016/06/03	100,000,000	2015/09/14
11131	SGA Societe Generale Acceptance N.V.	CLife Eu Wt May 2016 A	0.325	27.500	2016/05/05	150,000,000	2015/09/14
11133	SGA Societe Generale Acceptance N.V.	CLife Eu Put Wt Jul16A	0.315	23.000	2016/07/06	150,000,000	2015/09/14
11168	UBS AG	CC Bank European Warrants Mar 2016 A	0.430	5.38 per unit	2016/03/14	100,000,000	2015/09/14
11149	UBS AG	CITIC Sec European Warrants Mar 2016 A	0.250	19.380	2016/03/14	40,000,000	2015/09/14
11143	UBS AG	China Overseas European Warrants Mar 2016 A	0.150	27.930	2016/03/24	70,000,000	2015/09/14
11142	UBS AG	HSBC European Warrants Apr 2016 A	0.450	58.880	2016/04/11	100,000,000	2015/09/14
11153	UBS AG	HSI European Warrants Jun 2016 A	0.250	20,000 per 9,000 units	2016/06/29	300,000,000	2015/09/14
11158	UBS AG	HSI European Put Warrants Jun 2016 B	0.250	19,000 per 7,000 units	2016/06/29	300,000,000	2015/09/14
11146	UBS AG	Stanchart European Warrants Apr 2016 A	0.500	98.880	2016/04/11	20,000,000	2015/09/14
25942 [#]	Goldman Sachs SP (Asia)	HSI European Put Wts Mar 2016 D	0.201	20,288 per 7,300 units	2016/03/30	100,000,000	2015/09/14
11369	Credit Suisse AG	BOC HK European Warrants Mar 2016 B	0.250	23.880	2016/03/14	70,000,000	2015/09/15
11400	Goldman Sachs SP (Asia)	AIA European Warrants Mar 2016 C	0.479	42.880	2016/03/31	80,000,000	2015/09/15
11394	Goldman Sachs SP (Asia)	CC Bank European Wts Apr 2016 A	0.525	5.48 per unit	2016/04/29	80,000,000	2015/09/15
11302	Goldman Sachs SP (Asia)	China Mobile Euro Wts Jan 2016 C	0.626	96.880	2016/01/29	80,000,000	2015/09/15
11292	Goldman Sachs SP (Asia)	China Mobile Euro Wts Mar 2017 A	0.150	96.88 per 100 units	2017/03/23	300,000,000	2015/09/15
11403	Goldman Sachs SP (Asia)	Galaxy Ent European Wts Mar 2016 C	0.379	24.000	2016/03/31	80,000,000	2015/09/15
11258	Goldman Sachs SP (Asia)	HKEx European Warrants Apr 2016 B	0.250	188 per 100 units	2016/04/15	300,000,000	2015/09/15
11407	Goldman Sachs SP (Asia)	Sands China Euro Wts Apr 2016 A	0.252	32.500	2016/04/29	80,000,000	2015/09/15
11203	HK Bank	CC Bank European Warrants Jul 2016 A	0.350	5.48 per unit	2016/07/29	80,000,000	2015/09/15
11237	HK Bank	CITIC Sec European Warrants Jul 2016 A	0.250	16.880	2016/07/29	80,000,000	2015/09/15
11240	HK Bank	CKP European Warrants Jun 2016 A	0.380	62.880	2016/06/30	60,000,000	2015/09/15
11239	HK Bank	Galaxy Ent European Warrants Jun 2016 A	0.250	25.880	2016/06/30	80,000,000	2015/09/15
11235	HK Bank	HSCEI European Put Warrants Apr 2016 A	0.250	8,588 per 4,000 units	2016/04/28	180,000,000	2015/09/15
11220	HK Bank	HSI European Put Warrants Mar 2016 E	0.250	19,288 per 7,000 units	2016/03/30	180,000,000	2015/09/15
11204	HK Bank	PetroChina European Warrants Mar 2016 A	0.380	6.48 per unit	2016/03/31	60,000,000	2015/09/15

Newly listed derivative warrants (continued)

Code	Issuer	Name of issue	Issue prices (HK\$)	Strike level/ Subscription price (HK\$) per 10 units	Subscription/ exercise period	Unit issued on initial listing	Listing date
11423	J P Morgan SP BV	HSI European Put Warrants Mar 2016 G	0.155	19,800 per 7,000 units	2016/03/30	300,000,000	2015/09/15
11426	J P Morgan SP BV	HSI European Put Warrants Apr 2016 C	0.250	20,600 per 7,500 units	2016/04/28	300,000,000	2015/09/15
11361	Macquarie Bank Ltd.	China Life European Put Warrants Apr16C	0.250	21.880	2016/04/05	40,000,000	2015/09/15
11377	Macquarie Bank Ltd.	CNBM European Warrants May 2016 A	0.700	5.28 per unit	2016/05/04	15,000,000	2015/09/15
11368	Macquarie Bank Ltd.	KECL European Warrants Jul 2018 A	0.250	5.680	2018/07/04	40,000,000	2015/09/15
11387	Standard Chartered Bank	BOC HK European Wts May 2016 B	0.250	26.000	2016/05/09	60,000,000	2015/09/15
11331	Standard Chartered Bank	CC Bank European Wts Mar 2016 A	0.280	5.50 per unit	2016/03/14	80,000,000	2015/09/15
11336	SGA Societe Generale Acceptance N.V.	ChiUnicom Eu Wt Dec17 A	0.250	10.000	2017/12/05	100,000,000	2015/09/15
11337	SGA Societe Generale Acceptance N.V.	HKEx Eu Wt Jun 2016 A	0.250	185 per 100 units	2016/06/03	200,000,000	2015/09/15
11351	SGA Societe Generale Acceptance N.V.	HKEx Eu Wt Mar 2017 A	0.250	220 per 100 units	2017/03/03	200,000,000	2015/09/15
11308	SGA Societe Generale Acceptance N.V.	HSCEI Eu Put Wt Mar16F	0.235	8,788 per 4,000 units	2016/03/30	150,000,000	2015/09/15
11307	SGA Societe Generale Acceptance N.V.	HSCEI Eu Put Wt Dec16A	0.250	8,200 per 5,000 units	2016/12/29	150,000,000	2015/09/15
11312	SGA Societe Generale Acceptance N.V.	HSI Eu Put Wt Apr 16 B	0.250	19,000 per 6,600 units	2016/04/28	150,000,000	2015/09/15
11321	SGA Societe Generale Acceptance N.V.	HSI Eu Put Wt May 16 A	0.250	20,000 per 8,800 units	2016/05/30	150,000,000	2015/09/15
11353	SGA Societe Generale Acceptance N.V.	Tencent Eu Wt Sep 16 B	0.250	125.88 per 100 units	2016/09/05	500,000,000	2015/09/15
11440	BNP Paribas Arbit Issu B.V.	CC Bank Euro Wts Apr 2016 A	0.380	6 per unit	2016/04/05	50,000,000	2015/09/16
11438	BNP Paribas Arbit Issu B.V.	Galaxy Ent Euro Wts Jul 2016 A	0.410	26.000	2016/07/05	50,000,000	2015/09/16
11434	BNP Paribas Arbit Issu B.V.	HS H-SHARE Euro Wts Apr 2016 A	0.520	116.000	2016/04/05	30,000,000	2015/09/16
11448	Credit Suisse AG	Ch Overseas European Warrants Mar 2016 A	0.180	27.930	2016/03/24	70,000,000	2015/09/16
11453	Credit Suisse AG	HKEx European Put Warrants Feb 2016 C	0.210	182.48 per 100 units	2016/02/26	70,000,000	2015/09/16
10356	J P Morgan SP BV	N225 Index Euro Wts Mar 2016 A	0.153	20,000 per 450 units	2016/03/11	100,000,000	2015/09/16
11442	UBS AG	Greatwall Motor European Warrants Mar 2016 A	0.345	28.880	2016/03/15	30,000,000	2015/09/16
11446	UBS AG	HSI European Warrants Mar 2016 K	0.150	24,000 per 6,300 units	2016/03/30	300,000,000	2015/09/16
11489	BOCI Asia Ltd.	BOC HK European Warrants Oct 2016 A	0.250	27.800	2016/10/11	100,000,000	2015/09/17
11480	BOCI Asia Ltd.	China Cinda European Warrants Apr 2016 A	0.380	3.08 per unit	2016/04/25	100,000,000	2015/09/17
11495	BOCI Asia Ltd.	CITIC Sec European Warrants May 2016 A	0.350	18.000	2016/05/03	100,000,000	2015/09/17
11498	BOCI Asia Ltd.	Haitong Sec European Warrants Aug 2016 A	0.310	13.500	2016/08/29	100,000,000	2015/09/17
11487	BOCI Asia Ltd.	Sands China European Put Wts May 2016 A	0.330	26.000	2016/05/10	100,000,000	2015/09/17
11639	Credit Suisse AG	AIA European Warrants May 2016 A	0.250	52.280	2016/05/30	80,000,000	2015/09/17
11509	HK Bank	AIA European Warrants Mar 2016 B	0.250	49.380	2016/03/31	80,000,000	2015/09/17
11510	HK Bank	China Life European Warrants Feb 2016 B	0.150	32.850	2016/02/29	100,000,000	2015/09/17
11508	HK Bank	China Mobile European Warrants Mar 2016 B	0.400	107.880	2016/03/31	60,000,000	2015/09/17
11501	HK Bank	HSI European Warrants Mar 2016 F	0.150	24,118 per 6,300 units	2016/03/30	180,000,000	2015/09/17
11503	HK Bank	HSI European Warrants Mar 2016 G	0.250	22,888 per 6,800 units	2016/03/30	180,000,000	2015/09/17
11634	HK Bank	HSI European Put Warrants Mar 2016 H	0.250	21,188 per 7,000 units	2016/03/30	180,000,000	2015/09/17
11534	HK Bank	Tencent European Warrants Jun 2016 D	0.160	140.98 per 100 units	2016/06/29	100,000,000	2015/09/17
10357	J P Morgan SP BV	N225 Idx Euro Put Wts Sep 2016 A	0.257	17,500 per 500 units	2016/09/09	100,000,000	2015/09/17
11470	Macquarie Bank Ltd.	BOCL European Put Warrants Apr 2016 C	0.250	3.18 per unit	2016/04/05	40,000,000	2015/09/17
11478	Macquarie Bank Ltd.	BYD European Warrants May 2016 A	0.589	50.880	2016/05/04	17,000,000	2015/09/17
11467	Macquarie Bank Ltd.	Kingdee Int'l European Wts May 2016 A	0.455	3.88 per unit	2016/05/04	22,000,000	2015/09/17
11630	Standard Chartered Bank	BYD European Warrants Aug 2016 A	0.800	38.000	2016/08/08	50,000,000	2015/09/17
11624	Standard Chartered Bank	HSI European Warrants Mar 2016 F	0.250	23,400 per 8,000 units	2016/03/30	100,000,000	2015/09/17
11631	Standard Chartered Bank	Kingsoft European Wts Aug 2016 A	0.295	22.880	2016/08/08	50,000,000	2015/09/17

Newly listed derivative warrants (continued)

Code	Issuer	Name of issue	Issue prices (HK\$)	Strike level/ Subscription price (HK\$) per 10 units	Subscription/ exercise period	Unit issued on initial listing	Listing date
11546	SGA Societe Generale Acceptance N.V.	CITIC Euro Wt May17 A	0.250	15.880	2017/05/04	40,000,000	2015/09/17
11567	SGA Societe Generale Acceptance N.V.	HKEx Eu Wt Nov 2016 A	0.250	228 per 100 units	2016/11/03	200,000,000	2015/09/17
11588	SGA Societe Generale Acceptance N.V.	HKEx Eu Wt Jun 2017 A	0.260	250 per 100 units	2017/06/05	200,000,000	2015/09/17
11635	SGA Societe Generale Acceptance N.V.	HSI Eur Wt Mar 2016 F	0.170	23,600 per 6,500 units	2016/03/30	150,000,000	2015/09/17
11597	SGA Societe Generale Acceptance N.V.	JIANC Eu Wt Dec 2016A	0.250	11.500	2016/12/05	60,000,000	2015/09/17
11606	SGA Societe Generale Acceptance NV	Yanzhou Coal Eu Wt Sep17A	0.150	3.270	2017/09/05	150,000,000	2015/09/17
11632	UBS AG	CKH European Warrants Jun 2017 B	0.150	121.98 per 100 units	2017/06/23	300,000,000	2015/09/17
11676	Credit Suisse AG	China Life European Warrants Feb 2016 A	0.150	32.850	2016/02/26	80,000,000	2015/09/18
11672	Standard Chartered Bank	HSI European Put Wts Feb 2016 A	0.310	23,000 per 8,000 units	2016/02/26	100,000,000	2015/09/18
11720	Goldman Sachs SP (Asia)	Agri Bk European Wts May 2016 A	0.253	3.32 per unit	2016/05/30	100,000,000	2015/09/21
11735	Goldman Sachs SP (Asia)	BOCL European Warrants Jul 2016 A	0.348	3.72 per unit	2016/07/22	100,000,000	2015/09/21
11736	Goldman Sachs SP (Asia)	PetroChina European Wts May 2016 A	0.781	5.98 per unit	2016/05/04	50,000,000	2015/09/21
11741	Goldman Sachs SP (Asia)	Sands China Euro Wts May 2016 A	0.380	26.480	2016/05/31	80,000,000	2015/09/21
11762	J P Morgan SP BV	CPIC European Warrants Jul 2016 A	0.294	35.000	2016/07/04	80,000,000	2015/09/21
11744	J P Morgan SP BV	JX Copper European Warrants Mar 2017 A	0.251	12.000	2017/03/03	80,000,000	2015/09/21
11704	Macquarie Bank Ltd.	AIA European Warrants Apr 2016 A	0.334	46.880	2016/04/05	30,000,000	2015/09/21
11714	Macquarie Bank Ltd.	Lenovo European Warrants May 2018 A	0.250	6.580	2018/05/03	40,000,000	2015/09/21
11699	Standard Chartered Bank	Haitong Sec Euro Wts May 2016 A	0.250	14.380	2016/05/23	80,000,000	2015/09/21
11680	Standard Chartered Bank	PetroChina European Wts Aug 2016 A	0.420	7 per unit	2016/08/01	80,000,000	2015/09/21
11683	Standard Chartered Bank	Sands China Euro Wts Mar 2016 B	0.160	29.900	2016/03/24	80,000,000	2015/09/21
10363	SGA Societe Generale Acceptance NV	N225 Eu Put Wt Jun 2016 B	0.250	17,000 per 400 units	2016/06/10	150,000,000	2015/09/21
10358	UBS AG	Nikkei 225 European Warrants Mar 2016 A	0.170	20,000 per 450 units	2016/03/11	100,000,000	2015/09/21
10360	UBS AG	Nikkei 225 European Warrants Jun 2016 A	0.250	18,000 per 600 units	2016/06/10	100,000,000	2015/09/21
10359	UBS AG	Nikkei 225 European Warrants Dec 2016 A	0.250	21,000 per 550 units	2016/12/09	100,000,000	2015/09/21
10361	UBS AG	Nikkei 225 European Put Warrants Jun 2016 B	0.250	18,000 per 600 units	2016/06/10	100,000,000	2015/09/21
10362	UBS AG	Nikkei 225 European Put Warrants Dec 2016 B	0.250	16,000 per 500 units	2016/12/09	100,000,000	2015/09/21
25795 [#]	Credit Suisse AG	HSI European Put Warrants Mar 2016 C	0.119	20,000 per 7,200 units	2016/03/30	130,000,000	2015/09/21
11846	Credit Suisse AG	HSBC European Put Warrants Mar 2016 B	0.350	54.880	2016/03/30	50,000,000	2015/09/22
11776	HK Bank	CNOOC European Warrants Jul 2018 A	0.180	8.890	2018/07/31	180,000,000	2015/09/22
11769	HK Bank	CSOP A50 ETF European Warrants Dec 2016 A	0.150	12.990	2016/12/29	100,000,000	2015/09/22
11796	HK Bank	HSCEI European Warrants Mar 2016 H	0.250	10,188 per 4,400 units	2016/03/30	180,000,000	2015/09/22
11765	HK Bank	HSCEI European Put Warrants Mar 2016 G	0.250	9,800 per 4,500 units	2016/03/30	180,000,000	2015/09/22
11774	HK Bank	Sands China European Warrants Jul 2016 A	0.300	27.380	2016/07/29	60,000,000	2015/09/22
11830	Macquarie Bank Ltd.	China Life European Wts Apr 2016 D	0.250	32.880	2016/04/05	40,000,000	2015/09/22
11812	Standard Chartered Bank	HKEx European Put Wts May 2016 A	0.180	169.90 per 100 units	2016/05/26	80,000,000	2015/09/22
11803	Standard Chartered Bank	Jiangxi Copper Euro Wts Nov 2016 A	0.250	11.880	2016/11/07	80,000,000	2015/09/22
11942	Credit Suisse AG	Fosun Intl European Warrants Mar 2016 B	0.250	14.380	2016/03/22	70,000,000	2015/09/23
11902	Macquarie Bank Ltd.	CKH European Warrants Apr 2016 A	0.667	126.880	2016/04/05	15,000,000	2015/09/23
11938	Macquarie Bank Ltd.	Fosun Intl European Warrants Jul 2016A	0.250	18.880	2016/07/05	40,000,000	2015/09/23
11876	Standard Chartered Bank	AIA European Warrants Mar 2016 A	0.290	45.800	2016/03/22	80,000,000	2015/09/23
11878	Standard Chartered Bank	AIA European Put Wts Apr 2016 A	0.250	37.000	2016/04/05	60,000,000	2015/09/23
11880	Standard Chartered Bank	CKH European Warrants Apr 2016 A	0.380	120.000	2016/04/01	80,000,000	2015/09/23
11854	Standard Chartered Bank	China Life Euro Put Wts Mar 2016 A	0.200	21.880	2016/03/24	100,000,000	2015/09/23

Newly listed derivative warrants (continued)

Code	Issuer	Name of issue	Issue prices (HK\$)	Strike level/ Subscription price (HK\$) per 10 units	Subscription/ exercise period	Unit issued on initial listing	Listing date
11987	UBS AG	CITIC European Warrants Apr 2016 A	0.150	16.900	2016/04/26	70,000,000	2015/09/23
11975	UBS AG	Galaxy Ent European Put Warrants Feb 2016 B	0.400	23.830	2016/02/24	60,000,000	2015/09/23
11953	UBS AG	Haitong Sec European Warrants May 2016 A	0.250	14.880	2016/05/11	70,000,000	2015/09/23
12113	BOCI Asia Ltd.	China Life European Put Warrants Apr 2016 A	0.300	25.880	2016/04/28	100,000,000	2015/09/24
12106	BOCI Asia Ltd.	HSBC European Put Warrants May 2016 A	0.410	56.880	2016/05/06	100,000,000	2015/09/24
12109	BOCI Asia Ltd.	PetroChina European Warrants Apr 2016 A	0.440	6.48 per unit	2016/04/06	100,000,000	2015/09/24
12110	BOCI Asia Ltd.	Ping An European Put Warrants May 2016 A	0.310	35.000	2016/05/03	100,000,000	2015/09/24
12127	Credit Suisse AG	China Cinda European Warrants Apr 2016 A	0.250	4.18 per unit	2016/04/29	70,000,000	2015/09/24
12126	Credit Suisse AG	CRRC European Warrants Mar 2016 A	0.160	13.900	2016/03/21	70,000,000	2015/09/24
12129	J P Morgan SP BV	BOCL European Put Wts Apr 2016 A	0.251	3.38 per unit	2016/04/05	80,000,000	2015/09/24
12128	J P Morgan SP BV	CC Bank Euro Put Wts Apr 2016 B	0.356	5.38 per unit	2016/04/05	80,000,000	2015/09/24
12130	Macquarie Bank Ltd.	CRRC European Warrants Sep 2016 A	0.252	14.880	2016/09/29	40,000,000	2015/09/24
11988	Standard Chartered Bank	CRRC European Warrants Mar 2016 A	0.160	12.500	2016/03/23	80,000,000	2015/09/24
12114	SGA Societe Generale Acceptance N.V.	BOCL Eu Put Wt May16A	0.270	3.30 per unit	2016/05/05	100,000,000	2015/09/24
12115	SGA Societe Generale Acceptance N.V.	CCB Euro Put Wt May16A	0.355	5 per unit	2016/05/05	100,000,000	2015/09/24
12116	SGA Societe Generale Acceptance N.V.	Fosun Intl Eu Wt Jul16A	0.275	15.880	2016/07/06	40,000,000	2015/09/24
12118	SGA Societe Generale Acceptance N.V.	HKEx Eu Put Wt Jun16B	0.190	170 per 100 units	2016/06/03	200,000,000	2015/09/24
12120	SGA Societe Generale Acceptance N.V.	ICBC Eu Put Wt May16A	0.355	4.50 per unit	2016/05/05	100,000,000	2015/09/24
12121	UBS AG	Ping An European Warrants Feb 2016 C	0.150	50.430	2016/02/22	150,000,000	2015/09/24
12122	UBS AG	Sands China European Warrants Feb 2016 A	0.170	32.430	2016/02/29	70,000,000	2015/09/24
12124	UBS AG	Sands China European Put Warrants Mar 2016 B	0.375	25.880	2016/03/23	60,000,000	2015/09/24
12145	BNP Paribas Arbit Issu B.V.	R&F Ppt Euro Wts Mar 2017 A	0.250	7.400	2017/03/02	60,000,000	2015/09/25
12146	BNP Paribas Arbit Issu B.V.	Jiangxi Copper Eu Wt Nov 2016A	0.250	11.600	2016/11/02	60,000,000	2015/09/25
12143	BNP Paribas Arbit Issu B.V.	SHK Ppt Euro Wts Apr 2016 A	0.460	118.000	2016/04/05	30,000,000	2015/09/25
12151	BNP Paribas Arbit Issu B.V.	Tracker Fund Euro Wts Jan 17 A	0.150	24.500	2017/01/04	70,000,000	2015/09/25
12144	BNP Paribas Arbit Issu B.V.	Wynn Macau Euro Wts Jul 2016 A	0.250	11.100	2016/07/05	60,000,000	2015/09/25
12142	Credit Suisse AG	AIA European Put Warrants Feb 2016 B	0.250	39.800	2016/02/29	50,000,000	2015/09/25
12148	Credit Suisse AG	HSBC European Wts Apr 2016 A	0.150	69.950	2016/04/29	80,000,000	2015/09/25
12135	Credit Suisse AG	Ping An European Put Warrants Mar 2016 D	0.280	36.800	2016/03/31	70,000,000	2015/09/25
12133	Credit Suisse AG	Tencent Holdings Euro Put Wts Nov 2016 A	0.170	121.80 per 100 units	2016/11/30	100,000,000	2015/09/25
12152	Goldman Sachs SP (Asia)	China Shenhua Euro Wts Dec 2016 A	0.250	13.980	2016/12/29	60,000,000	2015/09/25
12131	Macquarie Bank Ltd.	Tencent European Warrants Apr 2016 B	1.000	155.080	2016/04/05	10,000,000	2015/09/25
12132	Macquarie Bank Ltd.	Tencent European Warrants Apr 2016 C	0.589	185.080	2016/04/05	17,000,000	2015/09/25
12149	SGA Societe Generale Acceptance N.V.	CRRC Euro Wts Aug16 A	0.250	13.000	2016/08/03	60,000,000	2015/09/25
12150	SGA Societe Generale Acceptance N.V.	Galaxy Eu Put Wt Apr16A	0.250	21.880	2016/04/06	80,000,000	2015/09/25
12164	J P Morgan SP BV	CRRC European Warrants Sep 2016 A	0.251	14.280	2016/09/01	100,000,000	2015/09/29
12153	Macquarie Bank Ltd.	Tencent European Put Wts Apr 2016 D	0.478	99.880	2016/04/05	21,000,000	2015/09/29
12163	Macquarie Bank Ltd.	China Vanke European Warrants May 16 B	0.250	19.880	2016/05/04	40,000,000	2015/09/29
12159	SGA Societe Generale Acceptance NV	CSOP A50 ETF Eu Wt Apr16C	0.840	12.20 per unit	2016/04/06	30,000,000	2015/09/29
12160	SGA Societe Generale Acceptance NV	CSOP A50 ETF Eu Wt May16B	0.700	13 per unit	2016/05/05	30,000,000	2015/09/29
12162	SGA Societe Generale Acceptance N.V.	A50 Ch Eu Wt Apr 2016F	1.040	10.50 per unit	2016/04/06	30,000,000	2015/09/29
12169	Bank of East Asia	Ch Comm Cons European Wts Nov 2016 A	0.250	12.800	2016/11/18	40,000,000	2015/09/30
12167	Bank of East Asia	CITIC European Put Warrants Sep 2016 B	0.250	14.000	2016/09/30	40,000,000	2015/09/30

Newly listed derivative warrants (continued)

Code	Issuer	Name of issue	Issue prices (HK\$)	Strike level/ Subscription price (HK\$) per 10 units	Subscription/ exercise period	Unit issued on initial listing	Listing date
12168	Bank of East Asia	CNOOC European Put Warrants Jan 2017 A	0.250	9.180	2017/01/03	40,000,000	2015/09/30
12180	Goldman Sachs SP (Asia)	HSI European Warrants Mar 2016 H	0.170	23,600 per 6,500 units	2016/03/30	100,000,000	2015/09/30
12179	Goldman Sachs SP (Asia)	HSI European Warrants Apr 2016 D	0.252	22,600 per 6,300 units	2016/04/28	100,000,000	2015/09/30
12166	Macquarie Bank Ltd.	CC Bank European Warrants Apr 2016 C	0.250	6.78 per unit	2016/04/05	40,000,000	2015/09/30
12165	SGA Societe Generale Acceptance N.V.	Tencent Eu Wt Apr 16 E	1.130	145.000	2016/04/06	50,000,000	2015/09/30
12172	SGA Societe Generale Acceptance N.V.	Ch Vanke Eu Wts Apr 16 A	0.260	18.000	2016/04/06	40,000,000	2015/09/30
12176	UBS AG	China Mobile European Warrants Mar 2016 B	0.660	105.100	2016/03/23	100,000,000	2015/09/30
12173	UBS AG	Galaxy Ent European Put Warrants Mar 2016 C	0.250	20.880	2016/03/29	60,000,000	2015/09/30
12177	UBS AG	Lenovo European Warrants Dec 2017 A	0.195	7.510	2017/12/20	100,000,000	2015/09/30
12175	UBS AG	Tencent Holdings European Warrants Jul 2016 A	0.150	150.18 per 100 units	2016/07/05	300,000,000	2015/09/30
12208	BNP Paribas Arbit Issu B.V.	BOCL European Wts May 2016 A	0.290	3.70 per unit	2016/05/04	60,000,000	2015/10/02
12207	BNP Paribas Arbit Issu B.V.	Ch Mobile Euro Wts Apr 2016 A	0.570	104.380	2016/04/05	30,000,000	2015/10/02
12197	BNP Paribas Arbit Issu B.V.	CNOOC European Wts Jul 2016 A	0.700	9.20 per unit	2016/07/05	30,000,000	2015/10/02
12202	BNP Paribas Arbit Issu B.V.	Sinopec Corp Eu Wts Jul 2016 A	0.460	5.30 per unit	2016/07/05	50,000,000	2015/10/02
12203	BNP Paribas Arbit Issu B.V.	Galaxy Ent Euro Wts Apr 2016 A	0.250	23.800	2016/04/05	60,000,000	2015/10/02
12206	BNP Paribas Arbit Issu B.V.	HSBC European Wts May 2016 A	0.250	63.880	2016/05/04	50,000,000	2015/10/02
12200	BNP Paribas Arbit Issu B.V.	PetroCh Euro Wts Apr 2016 A	0.320	6.48 per unit	2016/04/05	40,000,000	2015/10/02
12205	BNP Paribas Arbit Issu B.V.	Sands China Euro Wt Apr 2016 A	0.290	27.000	2016/04/05	60,000,000	2015/10/02
12195	Credit Suisse AG	HSBC European Wts Apr 2016 B	0.250	64.080	2016/04/01	80,000,000	2015/10/02
12196	Credit Suisse AG	ICBC European Warrants Jul 2016 A	0.360	4.88 per unit	2016/07/29	80,000,000	2015/10/02
12231	J P Morgan SP BV	CNOOC European Warrants Jul 2018 A	0.157	8.880	2018/07/31	200,000,000	2015/10/02
12233	J P Morgan SP BV	Galaxy Ent European Put Wts Jun 2016 B	0.251	18.880	2016/06/01	100,000,000	2015/10/02
12235	J P Morgan SP BV	HS H-SHARE European Warrants Sep 2018 A	0.156	103.88 per 100 units	2018/09/27	200,000,000	2015/10/02
12234	J P Morgan SP BV	HSI European Warrants Apr 2016 D	0.250	23,200 per 6,200 units	2016/04/28	300,000,000	2015/10/02
12224	J P Morgan SP BV	PetroChina European Warrants May 2016 A	0.432	6.18 per unit	2016/05/05	100,000,000	2015/10/02
12230	J P Morgan SP BV	Stanchart European Warrants Apr 2016 A	0.291	92.880	2016/04/05	40,000,000	2015/10/02
12222	Macquarie Bank Ltd.	Tencent European Warrants Jul 2016 D	0.154	140.98 per 100 units	2016/07/05	65,000,000	2015/10/02
12182	Standard Chartered Bank	A50 China Euro Warrants Jan 2017 A	0.150	11.020	2017/01/06	80,000,000	2015/10/02
12186	Standard Chartered Bank	HKEx European Warrants Dec 2016 A	0.250	218 per 100 units	2016/12/19	100,000,000	2015/10/02
12183	Standard Chartered Bank	HSBC European Warrants Jan 2016 C	0.150	66.850	2016/01/27	80,000,000	2015/10/02
12188	Standard Chartered Bank	Ping An European Wts Jun 2016 A	0.250	50.000	2016/06/27	100,000,000	2015/10/02
12187	Standard Chartered Bank	Ping An Euro Put Wts Feb 2016 C	0.150	32.080	2016/02/26	80,000,000	2015/10/02
12189	Standard Chartered Bank	Tencent Hldg Eu Put Wts Dec 2016 B	0.189	122.80 per 100 units	2016/12/21	80,000,000	2015/10/02
12210	SGA Societe Generale Acceptance N.V.	Ch Cinda Eu Wt May16A	0.405	2.88 per unit	2016/05/05	26,000,000	2015/10/02
12213	SGA Societe Generale Acceptance N.V.	CNOOC Eu Wt Apr 2016A	0.870	8.50 per unit	2016/04/06	40,000,000	2015/10/02
12215	SGA Societe Generale Acceptance N.V.	CNOOC Eu Wt Jun 2016A	0.680	9.50 per unit	2016/06/03	40,000,000	2015/10/02
12219	SGA Societe Generale Acceptance N.V.	CRRC Euro Wts Jun16 A	0.255	10.000	2016/06/03	60,000,000	2015/10/02
12221	SGA Societe Generale Acceptance N.V.	KECL Eu Wt Jun 2016 A	0.860	6 per unit	2016/06/03	12,000,000	2015/10/02
12191	UBS AG	BOCL European Warrants Jul 2016 A	0.220	3.69 per unit	2016/07/22	60,000,000	2015/10/02
12190	UBS AG	China Life European Warrants Feb 2016 A	0.235	28.300	2016/02/24	100,000,000	2015/10/02
12193	UBS AG	Galaxy Ent European Warrants Apr 2016 A	0.270	22.880	2016/04/08	70,000,000	2015/10/02
12192	UBS AG	ICBC European Warrants Mar 2016 A	0.330	4.91 per unit	2016/03/02	60,000,000	2015/10/02
12238	BNP Paribas Arbit Issu B.V.	CAM CSI300 Euro Wts Apr 2016 A	0.260	44.000	2016/04/05	60,000,000	2015/10/05

Newly listed derivative warrants (continued)

Code	Issuer	Name of issue	Issue prices (HK\$)	Strike level/ Subscription price (HK\$) per 10 units	Subscription/ exercise period	Unit issued on initial listing	Listing date
12239	BNP Paribas Arbit Issu B.V.	CSOP A50 ETF Eu Wts Apr 2016 B	0.370	12.80 per unit	2016/04/05	30,000,000	2015/10/05
12240	BNP Paribas Arbit Issu B.V.	A50 China Euro Wts Apr 2016 B	0.490	11.88 per unit	2016/04/05	30,000,000	2015/10/05
12241	Credit Suisse AG	HSI European Warrants Mar 2016 D	0.150	22,400 per 8,000 units	2016/03/30	150,000,000	2015/10/05
12243	Credit Suisse AG	HSI European Put Warrants Mar 2016 E	0.200	20,400 per 7,000 units	2016/03/30	150,000,000	2015/10/05
12247	Goldman Sachs SP (Asia)	Fosun Intl European Wts May 2016 A	0.269	14.500	2016/05/27	50,000,000	2015/10/05
12245	J P Morgan SP BV	Agricultural Bk Euro Warrants May 2016 A	0.252	3.18 per unit	2016/05/04	100,000,000	2015/10/05
12246	J P Morgan SP BV	Sands China European Put Wts May 2016 B	0.250	22.880	2016/05/04	100,000,000	2015/10/05
12244	Macquarie Bank Ltd.	PetroChina European Wts Apr 2016 B	0.455	6.28 per unit	2016/04/05	22,000,000	2015/10/05
12237	SGA Societe Generale Acceptance N.V.	CKP Euro Wts May 16 A	0.640	58.880	2016/05/05	50,000,000	2015/10/05
12254	Credit Suisse AG	Agricultural Bank European Wts Mar 2016 A	0.250	3.29 per unit	2016/03/03	70,000,000	2015/10/06
12255	Credit Suisse AG	BOCL European Warrants Jul 2016 A	0.250	3.60 per unit	2016/07/29	70,000,000	2015/10/06
12259	Credit Suisse AG	CNOOC European Warrants Apr 2016 A	0.730	8.68 per unit	2016/04/05	70,000,000	2015/10/06
12262	Credit Suisse AG	Galaxy Ent European Warrants Apr 2016 A	0.250	22.980	2016/04/05	70,000,000	2015/10/06
12263	Credit Suisse AG	Galaxy Ent European Put Wts Apr 2016 B	0.250	19.180	2016/04/05	60,000,000	2015/10/06
12251	J P Morgan SP BV	China Taiping European Wts Jun 2016 A	0.369	25.500	2016/06/02	80,000,000	2015/10/06
12264	J P Morgan SP BV	Esprit European Wts Oct 2017 A	0.169	8.000	2017/10/03	60,000,000	2015/10/06
12249	J P Morgan SP BV	PICC Group European Warrants May 2016 A	0.452	4.28 per unit	2016/05/04	60,000,000	2015/10/06
12296	BNP Paribas Arbit Issu B.V.	CC Bank Euro Wts May 2016 A	0.390	5.48 per unit	2016/05/04	60,000,000	2015/10/07
12298	BNP Paribas Arbit Issu B.V.	CM Bank Euro Warrants May 2016 A	0.250	18.180	2016/05/04	60,000,000	2015/10/07
12309	BNP Paribas Arbit Issu B.V.	CRRC European Wts Jul 2016 A	0.250	10.380	2016/07/05	60,000,000	2015/10/07
12299	BNP Paribas Arbit Issu B.V.	Galaxy Ent Euro Wts Jun 2016 A	0.310	20.880	2016/06/02	60,000,000	2015/10/07
12297	BNP Paribas Arbit Issu B.V.	ICBC European Wts May 2016 A	0.380	4.68 per unit	2016/05/04	60,000,000	2015/10/07
12287	Credit Suisse AG	AIA European Warrants Apr 2016 A	0.340	40.880	2016/04/29	80,000,000	2015/10/07
12283	Credit Suisse AG	CC Bank European Warrants Apr 2016 A	0.360	5.58 per unit	2016/04/29	80,000,000	2015/10/07
12289	Credit Suisse AG	China Cinda European Warrants Apr 2016 B	0.250	3.18 per unit	2016/04/29	70,000,000	2015/10/07
12284	Credit Suisse AG	HSBC European Wts Apr 2016 C	0.310	57.980	2016/04/11	80,000,000	2015/10/07
12268	Credit Suisse AG	HSI European Warrants Mar 2016 F	0.180	21,200 per 9,000 units	2016/03/30	150,000,000	2015/10/07
12271	Credit Suisse AG	HSI European Warrants Mar 2016 G	0.220	20,800 per 8,000 units	2016/03/30	150,000,000	2015/10/07
12294	Credit Suisse AG	HSI European Put Warrants Apr 2016 A	0.250	19,200 per 7,200 units	2016/04/28	150,000,000	2015/10/07
12292	Credit Suisse AG	Sands China European Warrants Apr 2016 A	0.320	24.480	2016/04/29	70,000,000	2015/10/07
12286	Credit Suisse AG	Stanchart European Warrants Apr 2016 B	0.400	84.880	2016/04/29	50,000,000	2015/10/07
12265	Bank of East Asia	CNOOC European Warrants Aug 2018 A	0.170	8.880	2018/08/08	60,000,000	2015/10/07
12295	Bank of East Asia	CRRC European Warrants Jul 2016 A	0.250	10.660	2016/07/06	40,000,000	2015/10/07
12266	Bank of East Asia	New World Dev European Wts Apr 2018 A	0.250	7.000	2018/04/04	40,000,000	2015/10/07
12417	Goldman Sachs SP (Asia)	Ch Comm Cons Euro Wts Sep 2016 A	0.250	10.000	2016/09/30	60,000,000	2015/10/07
12386	Goldman Sachs SP (Asia)	CKP European Warrants Jun 2016 A	0.628	55.800	2016/06/03	60,000,000	2015/10/07
12352	Goldman Sachs SP (Asia)	HSCEI European Warrants Apr 2016 B	0.251	8,400 per 6,000 units	2016/04/28	100,000,000	2015/10/07
12355	Goldman Sachs SP (Asia)	HSCEI European Put Wts Dec 2016 A	0.250	8,000 per 4,000 units	2016/12/29	100,000,000	2015/10/07
12384	Goldman Sachs SP (Asia)	HSI European Warrants Apr 2016 E	0.253	19,500 per 9,000 units	2016/04/28	100,000,000	2015/10/07
12419	J P Morgan SP BV	CC Bank European Wts Jul 2016 A	0.318	5.50 per unit	2016/07/29	100,000,000	2015/10/07
12274	J P Morgan SP BV	Chi Res Land European Warrants Jul 2016 A	0.270	20.500	2016/07/05	100,000,000	2015/10/07
12272	J P Morgan SP BV	China Shenhua European Wts Dec 2016 A	0.180	13.980	2016/12/30	100,000,000	2015/10/07
12421	J P Morgan SP BV	Galaxy Ent European Warrants Mar 2016 C	0.172	24.000	2016/03/31	100,000,000	2015/10/07

Newly listed derivative warrants (continued)

Code	Issuer	Name of issue	Issue prices (HK\$)	Strike level/ Subscription price (HK\$) per 10 units	Subscription/ exercise period	Unit issued on initial listing	Listing date
12277	J P Morgan SP BV	HSCEI European Wts May 2016 B	0.250	10,000 per 4,000 units	2016/05/30	200,000,000	2015/10/07
12275	J P Morgan SP BV	HSI European Warrants Apr 2016 E	0.150	21,800 per 9,000 units	2016/04/28	300,000,000	2015/10/07
12276	J P Morgan SP BV	HSI European Warrants Jun 2016 B	0.151	21,000 per 11,000 units	2016/06/29	300,000,000	2015/10/07
12279	J P Morgan SP BV	Tracker Fund European Warrants Dec 2017 A	0.252	22.880	2017/12/29	100,000,000	2015/10/07
12278	Standard Chartered Bank	HSI European Put Wts Apr 2016 A	0.250	19,800 per 8,000 units	2016/04/28	100,000,000	2015/10/07
12267	SGA Societe Generale Acceptance N.V.	Stanchart Eu Wt Jul16 A	1.010	82.000	2016/07/06	10,000,000	2015/10/07
12456	BOCI Asia Ltd.	CNOOC European Warrants Jun 2016 A	0.530	9.19 per unit	2016/06/27	100,000,000	2015/10/08
12446	BOCI Asia Ltd.	Galaxy Ent European Warrants Jun 2016 A	0.250	21.880	2016/06/06	100,000,000	2015/10/08
12453	BOCI Asia Ltd.	HKEx European Warrants Jun 2016 D	0.190	185 per 100 units	2016/06/02	100,000,000	2015/10/08
12436	BOCI Asia Ltd.	HSBC European Warrants May 2016 B	0.300	59.880	2016/05/03	100,000,000	2015/10/08
12475	BOCI Asia Ltd.	Sands China European Warrants May 2016 B	0.290	26.500	2016/05/30	100,000,000	2015/10/08
12692	Goldman Sachs SP (Asia)	Galaxy Ent European Wts May 2016 A	0.344	20.000	2016/05/31	80,000,000	2015/10/08
12688	J P Morgan SP BV	Wynn Macau European Warrants Jul 2016 A	0.151	11.080	2016/07/04	80,000,000	2015/10/08
12661	Standard Chartered Bank	BOCL European Warrants May 2016 A	0.200	3.79 per unit	2016/05/16	80,000,000	2015/10/08
12677	Standard Chartered Bank	BYD European Warrants Feb 2016 A	0.700	42.050	2016/02/05	60,000,000	2015/10/08
12577	Standard Chartered Bank	CC Bank European Wts Apr 2016 A	0.185	6.01 per unit	2016/04/07	80,000,000	2015/10/08
12662	Standard Chartered Bank	CNOOC European Warrants Jul 2016 A	0.800	8.20 per unit	2016/07/29	60,000,000	2015/10/08
12647	Standard Chartered Bank	ICBC European Warrants Apr 2016 A	0.250	5 per unit	2016/04/12	80,000,000	2015/10/08
12685	SGA Societe Generale Acceptance N.V.	CNOOC Eu Wt Aug 2018A	0.150	8.880	2018/08/03	300,000,000	2015/10/08
12687	SGA Societe Generale Acceptance N.V.	HS H-SHARE Eu Wts Oct18A	0.160	103.88 per 100 units	2018/10/04	300,000,000	2015/10/08
10364	SGA Societe Generale Acceptance NV	Nikkei 225 Eu Wt Jun 16 C	0.155	18,000 per 600 units	2016/06/10	150,000,000	2015/10/08
12552	UBS AG	CITIC Bank European Warrants Apr 2016 A	0.450	5.18 per unit	2016/04/07	40,000,000	2015/10/08
12494	UBS AG	CNOOC European Warrants Apr 2016 A	0.780	8.18 per unit	2016/04/07	50,000,000	2015/10/08
12568	UBS AG	Geely Auto European Warrants Apr 2016 A	0.550	4.38 per unit	2016/04/07	40,000,000	2015/10/08
12508	UBS AG	HSI European Warrants Apr 2016 A	0.250	19,600 per 9,000 units	2016/04/28	300,000,000	2015/10/08
12511	UBS AG	Kingsoft European Warrants Apr 2016 A	0.310	18.380	2016/04/11	100,000,000	2015/10/08
12488	UBS AG	PetroChina European Warrants Apr 2016 A	0.410	5.88 per unit	2016/04/07	50,000,000	2015/10/08
12502	UBS AG	Sands China European Warrants Apr 2016 A	0.280	26.880	2016/04/07	70,000,000	2015/10/08
12911	Goldman Sachs SP (Asia)	A50 China European Wts Apr 2016 B	0.822	11.48 per unit	2016/04/28	60,000,000	2015/10/09
12907	Goldman Sachs SP (Asia)	HSBC European Warrants Apr 2016 C	0.210	63.930	2016/04/26	100,000,000	2015/10/09
12893	J P Morgan SP BV	Ch Overseas European Warrants Jul 2016 B	0.253	30.880	2016/07/04	100,000,000	2015/10/09
12880	J P Morgan SP BV	Sands China European Warrants May 2016 C	0.251	27.880	2016/05/03	100,000,000	2015/10/09
12744	Macquarie Bank Ltd.	Brilliance Chi Euro Wts Feb 2017 A	0.250	13.280	2017/02/02	40,000,000	2015/10/09
12736	Macquarie Bank Ltd.	Sinopec Corp European Wts May 2016 A	0.500	5.28 per unit	2016/05/04	20,000,000	2015/10/09
12816	Macquarie Bank Ltd.	Geely Auto European Wts Aug 2016 A	0.509	6.28 per unit	2016/08/02	20,000,000	2015/10/09
12879	Macquarie Bank Ltd.	R&F Ppt European Warrants May 2017 A	0.250	9.180	2017/05/04	40,000,000	2015/10/09
12806	Macquarie Bank Ltd.	Greatwall Motor European Wts Dec 2016 A	0.250	12.880	2016/12/02	40,000,000	2015/10/09
12833	Macquarie Bank Ltd.	MGM China European Warrants Jul 2017 A	0.250	12.280	2017/07/03	40,000,000	2015/10/09
12823	Macquarie Bank Ltd.	Poly HK Inv European Wts May 2016 A	0.421	3 per unit	2016/05/04	24,000,000	2015/10/09
12695	Standard Chartered Bank	PetroChina European Wts Jun 2016 A	0.360	6 per unit	2016/06/30	60,000,000	2015/10/09
14544	BNP Paribas Arbit Issu B.V.	CAM CSI300 Euro Wts Mar 2016 B	0.230	46.880	2016/03/02	50,000,000	2015/10/12
14428	BNP Paribas Arbit Issu B.V.	CITIC Sec Euro Wts May 2016 A	0.300	18.000	2016/05/04	60,000,000	2015/10/12
14279	BNP Paribas Arbit Issu B.V.	HKEx European Wts Dec 2016 A	0.260	218 per 100 units	2016/12/02	60,000,000	2015/10/12

Newly listed derivative warrants (continued)

Code	Issuer	Name of issue	Issue prices (HK\$)	Strike level/ Subscription price (HK\$) per 10 units	Subscription/ exercise period	Unit issued on initial listing	Listing date
13983	BNP Paribas Arbit Issu B.V.	Ping An European Wt Apr 2016 A	0.210	48.880	2016/04/05	50,000,000	2015/10/12
14630	Credit Suisse AG	HSI European Warrants Mar 2016 H	0.150	23,400 per 8,000 units	2016/03/30	150,000,000	2015/10/12
14760	Goldman Sachs SP (Asia)	HSCEI European Warrants Jul 2016 A	0.255	11,200 per 3,500 units	2016/07/28	100,000,000	2015/10/12
13045	HK Bank	BOCL European Warrants Aug 2016 A	0.300	3.50 per unit	2016/08/31	80,000,000	2015/10/12
13076	HK Bank	China Life European Warrants Jun 2016 A	0.250	30.980	2016/06/30	100,000,000	2015/10/12
12974	HK Bank	HSCEI European Put Warrants Apr 2016 B	0.250	10,288 per 5,500 units	2016/04/28	180,000,000	2015/10/12
12978	HK Bank	HSI European Put Warrants Mar 2016 I	0.150	19,888 per 7,000 units	2016/03/30	180,000,000	2015/10/12
13035	HK Bank	Ping An European Warrants Apr 2016 A	0.400	41.880	2016/04/29	60,000,000	2015/10/12
13258	HK Bank	Sands China European Warrants Aug 2016 A	0.250	29.280	2016/08/31	80,000,000	2015/10/12
13982	Macquarie Bank Ltd.	CITIC Bank European Wts May 2016 A	0.455	5.28 per unit	2016/05/04	22,000,000	2015/10/12
13754	UBS AG	AIA European Warrants May 2016 A	0.230	52.330	2016/05/30	100,000,000	2015/10/12
13530	UBS AG	CC Bank European Warrants Mar 2016 B	0.275	6.29 per unit	2016/03/22	100,000,000	2015/10/12
13560	UBS AG	CC Bank European Warrants Mar 2016 C	0.180	6.79 per unit	2016/03/31	100,000,000	2015/10/12
13495	UBS AG	China Life European Warrants Mar 2016 A	0.275	32.930	2016/03/24	100,000,000	2015/10/12
13378	UBS AG	Galaxy Ent European Warrants May 2016 A	0.180	28.930	2016/05/03	70,000,000	2015/10/12
13494	UBS AG	HKEx European Warrants Nov 2016 A	0.250	220 per 100 units	2016/11/28	300,000,000	2015/10/12
13981	UBS AG	HSI European Put Warrants Mar 2016 L	0.220	21,800 per 8,000 units	2016/03/30	300,000,000	2015/10/12
13417	UBS AG	Sands China European Warrants Mar 2016 C	0.170	29.930	2016/03/24	70,000,000	2015/10/12
15295	Goldman Sachs SP (Asia)	Chi Res Land Euro Wts Jul 2016 A	0.360	22.000	2016/07/28	30,000,000	2015/10/13
15303	Goldman Sachs SP (Asia)	China Tel European Wts Jul 2016 A	0.349	4.50 per unit	2016/07/28	40,000,000	2015/10/13
15410	Goldman Sachs SP (Asia)	Galaxy Ent Euro Put Wts May 2016 B	0.375	22.380	2016/05/30	50,000,000	2015/10/13
15358	Goldman Sachs SP (Asia)	Sands China Eur Put Wts Apr 2016 B	0.354	24.880	2016/04/28	50,000,000	2015/10/13
15057	HK Bank	HSI European Warrants Mar 2016 J	0.150	23,688 per 6,500 units	2016/03/30	180,000,000	2015/10/13
14994	HK Bank	Jiangxi Copper European Warrants Oct 2016 A	0.160	11.900	2016/10/31	80,000,000	2015/10/13
15053	HK Bank	PetroChina European Warrants Apr 2016 A	0.500	6.08 per unit	2016/04/29	80,000,000	2015/10/13
15115	HK Bank	Stanchart European Warrants Apr 2016 A	0.450	88.880	2016/04/29	50,000,000	2015/10/13
15058	HK Bank	Tencent European Warrants Jun 2016 E	0.150	150.18 per 100 units	2016/06/27	100,000,000	2015/10/13
15276	Standard Chartered Bank	HSI European Warrants Apr 2016 B	0.150	22,200 per 8,800 units	2016/04/28	100,000,000	2015/10/13
14922	UBS AG	HSCEI European Warrants Mar 2016 I	0.150	10,500 per 5,500 units	2016/03/30	200,000,000	2015/10/13
15201	UBS AG	HSI European Warrants Mar 2016 M	0.190	23,000 per 6,800 units	2016/03/30	300,000,000	2015/10/13
14950	UBS AG	HSI European Warrants Jun 2016 C	0.250	25,000 per 7,000 units	2016/06/29	300,000,000	2015/10/13
16549	Credit Suisse AG	China Mobile European Warrants Mar 2016 B	0.500	104.380	2016/03/30	80,000,000	2015/10/14
16596	Credit Suisse AG	PetroChina European Put Warrants Apr 16 A	0.630	5.78 per unit	2016/04/29	70,000,000	2015/10/14
15773	HK Bank	Sinopec Corp European Warrants Jun 2016 A	0.350	5.70 per unit	2016/06/30	60,000,000	2015/10/14
15817	HK Bank	HKEx European Warrants May 2016 B	0.180	199.90 per 100 units	2016/05/30	100,000,000	2015/10/14
15869	HK Bank	HKEx European Warrants Oct 2016 A	0.160	228.20 per 100 units	2016/10/31	100,000,000	2015/10/14
16878	J P Morgan SP BV	China Mob European Put Wts Apr 2016 B	0.324	82.880	2016/04/29	100,000,000	2015/10/14
17092	J P Morgan SP BV	CNOOC European Put Warrants Dec 2016 A	0.151	9.180	2016/12/30	100,000,000	2015/10/14
16298	Macquarie Bank Ltd.	AIA European Warrants Jul 2016 A	0.250	52.500	2016/07/05	40,000,000	2015/10/14
15597	Macquarie Bank Ltd.	New World Dev European Wts Jun 2016 A	0.455	9.28 per unit	2016/06/02	22,000,000	2015/10/14
15415	Macquarie Bank Ltd.	Stanchart European Warrants Jun 2016 A	0.668	99.880	2016/06/02	15,000,000	2015/10/14
15694	Standard Chartered Bank	Galaxy Ent European Wts Jun 2016 A	0.250	26.280	2016/06/29	60,000,000	2015/10/14
15713	Standard Chartered Bank	Sands China Euro Wts Apr 2016 A	0.170	33.000	2016/04/27	60,000,000	2015/10/14

Newly listed derivative warrants (continued)

Code	Issuer	Name of issue	Issue prices (HK\$)	Strike level/ Subscription price (HK\$) per 10 units	Subscription/ exercise period	Unit issued on initial listing	Listing date
15904	SGA Societe Generale Acceptance N.V.	HSBC Eu Wt May 2016 C	0.250	65.000	2016/05/05	100,000,000	2015/10/14
15979	SGA Societe Generale Acceptance N.V.	Wynn Eu Wt Jul 2016 A	0.210	11.080	2016/07/06	60,000,000	2015/10/14
16164	SGA Societe Generale Acceptance N.V.	ZTE Eu Wt Jul 2016 A	0.320	18.500	2016/07/06	35,000,000	2015/10/14
16746	UBS AG	BankComm European Warrants Jun 2016 A	0.500	6.98 per unit	2016/06/13	40,000,000	2015/10/14
16822	UBS AG	China Life European Put Warrants Apr 2016 A	0.250	25.380	2016/04/26	100,000,000	2015/10/14
16722	UBS AG	China Mobile European Warrants Feb 2016 A	0.300	112.100	2016/02/24	100,000,000	2015/10/14
16710	UBS AG	CNOOC European Warrants Apr 2016 B	0.680	11.38 per unit	2016/04/14	40,000,000	2015/10/14
16793	UBS AG	China Tel European Warrants Jun 2016 A	0.385	4.58 per unit	2016/06/27	40,000,000	2015/10/14
16612	UBS AG	Ping An European Warrants Mar 2016 B	0.168	54.880	2016/03/29	100,000,000	2015/10/14
16661	UBS AG	Ping An European Put Warrants Apr 2016 A	0.360	40.000	2016/04/13	70,000,000	2015/10/14
16765	UBS AG	Sands China European Warrants Apr 2016 B	0.150	38.050	2016/04/26	70,000,000	2015/10/14
17396	BNP Paribas Arbit Issu B.V.	CITIC Bank Euro Wts Jul 2016 A	0.560	5.50 per unit	2016/07/05	60,000,000	2015/10/15
17599	BNP Paribas Arbit Issu B.V.	China Tel Euro Wts May 2016 A	0.370	4.38 per unit	2016/05/04	40,000,000	2015/10/15
17485	BNP Paribas Arbit Issu B.V.	Galaxy Ent Euro Wts May 2016 A	0.280	28.880	2016/05/04	40,000,000	2015/10/15
17443	BNP Paribas Arbit Issu B.V.	Haitong Sec Eu Wts May 2016 A	0.290	13.000	2016/05/04	40,000,000	2015/10/15
17429	BNP Paribas Arbit Issu B.V.	Ping An Eur Put Wts May 2016 A	0.360	40.000	2016/05/04	60,000,000	2015/10/15
17247	Credit Suisse AG	HKEx European Warrants Jun 2016 C	0.150	228 per 100 units	2016/06/01	150,000,000	2015/10/15
17680	Credit Suisse AG	Sands China European Warrants Mar 2016 A	0.250	32.000	2016/03/30	70,000,000	2015/10/15
17277	HK Bank	CAM CSI300 European Warrants Aug 2016 A	0.280	48.880	2016/08/02	80,000,000	2015/10/15
17251	HK Bank	CNOOC European Warrants Jun 2016 A	1.000	10 per unit	2016/06/30	50,000,000	2015/10/15
17271	HK Bank	HSCEI European Warrants Apr 2016 C	0.250	10,888 per 4,000 units	2016/04/28	180,000,000	2015/10/15
17264	HK Bank	HSCEI European Warrants Jul 2016 A	0.250	11,188 per 4,000 units	2016/07/28	180,000,000	2015/10/15
17153	Macquarie Bank Ltd.	China Life European Wts May 2016 A	0.250	35.880	2016/05/04	40,000,000	2015/10/15
17094	Macquarie Bank Ltd.	CNOOC European Warrants Jun 2018 A	0.250	10.880	2018/06/04	40,000,000	2015/10/15
17752	Macquarie Bank Ltd.	NCI European Warrants May 2016 A	0.305	48.000	2016/05/04	33,000,000	2015/10/15
17720	SGA Societe Generale Acceptance N.V.	AIA Eur Wt May 2016 B	0.250	50.880	2016/05/05	100,000,000	2015/10/15
17308	SGA Societe Generale Acceptance N.V.	CLife Eu Wt Aug 2016 A	0.250	35.880	2016/08/03	150,000,000	2015/10/15
17309	SGA Societe Generale Acceptance N.V.	HKEx Eu Wt Sep 2016 A	0.250	215 per 100 units	2016/09/05	300,000,000	2015/10/15
17321	SGA Societe Generale Acceptance N.V.	Tencent Eu Wt Jul 16 E	0.150	150.18 per 100 units	2016/07/06	500,000,000	2015/10/15
17394	UBS AG	Ch Oilfield European Warrants Nov 2016 A	0.250	11.180	2016/11/30	80,000,000	2015/10/15
17360	UBS AG	HKEx European Warrants Jun 2016 D	0.150	228.20 per 100 units	2016/06/01	300,000,000	2015/10/15
17370	UBS AG	Link REIT European Warrants Jul 2016 A	0.425	48.380	2016/07/11	70,000,000	2015/10/15
17994	Credit Suisse AG	ICBC European Warrants Apr 2016 A	0.360	5.68 per unit	2016/04/29	80,000,000	2015/10/16
17773	Bank of East Asia	BYD European Warrants Aug 2017 A	0.150	57.95 per 100 units	2017/08/15	70,000,000	2015/10/16
17770	Bank of East Asia	Great Wall Motor European Wts Jul 2016 A	0.250	10.500	2016/07/04	40,000,000	2015/10/16
17810	Bank of East Asia	HSBC European Warrants May 2016 A	0.250	68.000	2016/05/05	40,000,000	2015/10/16
18004	Bank of East Asia	Haitong Sec European Warrants Jun 2016 A	0.250	15.500	2016/06/22	40,000,000	2015/10/16
17984	Bank of East Asia	Sands China European Warrants Jun 2016 A	0.250	39.000	2016/06/20	40,000,000	2015/10/16
18079	Goldman Sachs SP (Asia)	China Life Euro Wts May 2016 A	0.250	33.800	2016/05/04	80,000,000	2015/10/16
18070	Goldman Sachs SP (Asia)	HKEx European Warrants Jun 2016 B	0.150	228.10 per 100 units	2016/06/01	100,000,000	2015/10/16
18056	Goldman Sachs SP (Asia)	Haitong Sec Euro Wts May 2016 A	0.250	15.080	2016/05/31	80,000,000	2015/10/16
18094	Goldman Sachs SP (Asia)	Ping An European Wts May 2016 A	0.304	50.000	2016/05/30	80,000,000	2015/10/16
17761	HK Bank	BOCL European Warrants Aug 2016 B	0.250	3.88 per unit	2016/08/31	80,000,000	2015/10/16

Newly listed derivative warrants (continued)

Code	Issuer	Name of issue	Issue prices (HK\$)	Strike level/ Subscription price (HK\$) per 10 units	Subscription/ exercise period	Unit issued on initial listing	Listing date
17758	HK Bank	HSI European Warrants Mar 2016 K	0.150	23,288 per 8,000 units	2016/03/30	180,000,000	2015/10/16
17768	HK Bank	PetroChina European Warrants Apr 2016 B	0.300	7.08 per unit	2016/04/29	80,000,000	2015/10/16
17997	J P Morgan SP BV	MGM China European Warrants Jul 2017 A	0.250	13.500	2017/07/04	100,000,000	2015/10/16
17822	Macquarie Bank Ltd.	Kingsoft European Warrants Jul 2016 A	0.334	23.980	2016/07/05	30,000,000	2015/10/16
17840	SGA Societe Generale Acceptance N.V.	CAM CSI300 Eu Wt May16A	0.265	48.880	2016/05/05	50,000,000	2015/10/16
17906	SGA Societe Generale Acceptance N.V.	HKEx Eu Wt Jun 2016 C	0.150	228 per 100 units	2016/06/03	200,000,000	2015/10/16
17851	SGA Societe Generale Acceptance N.V.	HSCEI Eu Wt Apr 2016C	0.250	10,800 per 4,500 units	2016/04/28	150,000,000	2015/10/16
17888	SGA Societe Generale Acceptance N.V.	HSCEI Eu Wt Jul 2016A	0.250	11,400 per 4,200 units	2016/07/28	150,000,000	2015/10/16
17897	SGA Societe Generale Acceptance N.V.	HS H-SHARE Eu Wts May16B	0.540	120.000	2016/05/05	50,000,000	2015/10/16
17940	SGA Societe Generale Acceptance N.V.	ICBC Eu Wt May 2016 B	0.350	5.58 per unit	2016/05/05	100,000,000	2015/10/16
17983	SGA Societe Generale Acceptance N.V.	Sands China Eu Wt Jun16A	0.250	36.880	2016/06/03	80,000,000	2015/10/16
18124	UBS AG	CRRC European Warrants Jun 2016 A	0.260	11.880	2016/06/30	70,000,000	2015/10/16
18147	UBS AG	Galaxy Ent European Warrants Mar 2016 D	0.175	32.050	2016/03/24	70,000,000	2015/10/16
18192	UBS AG	SHK Ppt European Warrants Jun 2016 A	0.570	113.000	2016/06/13	50,000,000	2015/10/16
18239	UBS AG	Wynn Macau European Warrants Oct 2016 B	0.250	12.880	2016/10/31	40,000,000	2015/10/16
18391	J P Morgan SP BV	Haitong Sec European Warrants Mar 2016 A	0.150	16.880	2016/03/07	100,000,000	2015/10/19
18371	Macquarie Bank Ltd.	China Tel European Warrants May 2016 A	0.250	5.60 per unit	2016/05/04	40,000,000	2015/10/19
18370	Macquarie Bank Ltd.	Galaxy Ent European Wts May 2016 B	0.250	36.000	2016/05/04	40,000,000	2015/10/19
18345	Macquarie Bank Ltd.	HKEx European Warrants May 2016 A	0.250	205 per 100 units	2016/05/04	40,000,000	2015/10/19
18343	Standard Chartered Bank	AIA European Warrants May 2016 A	0.250	52.000	2016/05/06	80,000,000	2015/10/19
18324	Standard Chartered Bank	China Life European Wts Apr 2016 A	0.250	33.800	2016/04/29	100,000,000	2015/10/19
18265	Standard Chartered Bank	China Mobile Euro Wts Apr 2016 A	0.250	115.000	2016/04/29	60,000,000	2015/10/19
18386	SGA Societe Generale Acceptance N.V.	CTel Eu Wt Jun 2016 A	0.590	4.18 per unit	2016/06/03	18,000,000	2015/10/19
18628	Credit Suisse AG	Galaxy Ent European Warrants Mar 2016 B	0.220	31.000	2016/03/31	80,000,000	2015/10/20
18635	Credit Suisse AG	Galaxy Ent European Put Wts Mar 2016 C	0.200	23.280	2016/03/31	70,000,000	2015/10/20
18442	HK Bank	CITIC Sec European Warrants Jul 2016 B	0.250	20.380	2016/07/29	60,000,000	2015/10/20
18434	HK Bank	China Tel European Warrants Jun 2016 A	0.280	4.68 per unit	2016/06/30	40,000,000	2015/10/20
18465	HK Bank	Haitong Sec European Warrants Jul 2016 A	0.250	16.180	2016/07/29	60,000,000	2015/10/20
18426	HK Bank	Lenovo European Warrants Jul 2016 A	0.620	8.88 per unit	2016/07/29	40,000,000	2015/10/20
18412	HK Bank	SHK Ppt European Warrants Apr 2016 A	0.270	119.880	2016/04/29	60,000,000	2015/10/20
18578	Macquarie Bank Ltd.	BYD European Warrants Jun 2016 A	0.910	61.880	2016/06/02	11,000,000	2015/10/20
18617	Macquarie Bank Ltd.	Sinopec Corp European Wts Jul 2016 A	0.400	7.28 per unit	2016/07/05	25,000,000	2015/10/20
18525	Standard Chartered Bank	HSBC European Warrants May 2016 A	0.930	80 per unit	2016/05/12	30,000,000	2015/10/20
18503	Standard Chartered Bank	HSBC European Warrants Jun 2016 A	0.250	74.800	2016/06/30	80,000,000	2015/10/20
18652	SGA Societe Generale Acceptance N.V.	CGS Euro Wts Dec 16 A	0.210	7.680	2016/12/05	100,000,000	2015/10/20
18686	SGA Societe Generale Acceptance N.V.	Shimao Ppt Eu Wt Sep16A	0.265	15.880	2016/09/05	50,000,000	2015/10/20
18673	SGA Societe Generale Acceptance N.V.	Ch Vanke Eu Wts Aug16 A	0.275	20.880	2016/08/03	40,000,000	2015/10/20
18696	UBS AG	China Life European Warrants Mar 2016 B	0.150	35.050	2016/03/02	100,000,000	2015/10/20
18712	UBS AG	Sinopec Corp European Warrants Apr 2016 A	0.290	6.88 per unit	2016/04/19	70,000,000	2015/10/20
18968	Goldman Sachs SP (Asia)	China Mobile Euro Wts Mar 2016 A	0.455	104.380	2016/03/30	100,000,000	2015/10/22
18972	Goldman Sachs SP (Asia)	Galaxy Ent European Wts Mar 2016 D	0.240	31.050	2016/03/30	80,000,000	2015/10/22
18775	HK Bank	Agricultural Bank European Warrants Jul 2016 B	0.250	3.13 per unit	2016/07/29	50,000,000	2015/10/22
18772	HK Bank	Agricultural Bank European Warrants Aug 2016 A	0.250	3.46 per unit	2016/08/31	50,000,000	2015/10/22

Newly listed derivative warrants (continued)

Code	Issuer	Name of issue	Issue prices (HK\$)	Strike level/ Subscription price (HK\$) per 10 units	Subscription/ exercise period	Unit issued on initial listing	Listing date
18832	HK Bank	CC Bank European Warrants Jul 2016 B	0.300	6.10 per unit	2016/07/29	50,000,000	2015/10/22
18787	HK Bank	CC Bank European Warrants Aug 2016 A	0.260	6.60 per unit	2016/08/31	50,000,000	2015/10/22
18856	HK Bank	HSI European Warrants Jun 2016 A	0.150	25,118 per 7,000 units	2016/06/29	200,000,000	2015/10/22
18872	HK Bank	HSI European Put Warrants Mar 2016 L	0.160	21,798 per 8,000 units	2016/03/30	200,000,000	2015/10/22
18937	J P Morgan SP BV	China Life European Warrants May 2016 B	0.250	32.880	2016/05/03	100,000,000	2015/10/22
18947	J P Morgan SP BV	Galaxy Ent European Put Wts Mar 2016 D	0.209	23.880	2016/03/02	100,000,000	2015/10/22
18966	J P Morgan SP BV	HSBC European Warrants Jun 2016 B	0.518	78.88 per unit	2016/06/02	50,000,000	2015/10/22
18926	Macquarie Bank Ltd.	China Mobile European Wts Jul 2016 A	0.250	130.000	2016/07/05	40,000,000	2015/10/22
18920	Macquarie Bank Ltd.	HSBC European Warrants Jul 2016 B	0.250	77.500	2016/07/05	40,000,000	2015/10/22
18876	Macquarie Bank Ltd.	Hang Seng Bank European Wts Jul 2016 A	0.335	188.000	2016/07/05	30,000,000	2015/10/22
18766	SGA Societe Generale Acceptance N.V.	HSI Eur Wt Jun 2016 B	0.150	25,000 per 7,000 units	2016/06/29	150,000,000	2015/10/22
10365	SGA Societe Generale Acceptance NV	N225 Eu Put Wt Dec 2016 A	0.190	16,000 per 500 units	2016/12/09	150,000,000	2015/10/22
19028	BOCI Asia Ltd.	China Life European Warrants Jun 2016 A	0.270	31.000	2016/06/27	100,000,000	2015/10/23
18978	BOCI Asia Ltd.	China Mobile European Warrants Apr 2016 A	0.380	104.380	2016/04/06	100,000,000	2015/10/23
19019	BOCI Asia Ltd.	China Mobile European Put Wts Apr 2016 B	0.460	82.880	2016/04/25	100,000,000	2015/10/23
19080	BOCI Asia Ltd.	Tracker Fund European Warrants Dec 2016 A	0.170	24.500	2016/12/20	100,000,000	2015/10/23
19085	BOCI Asia Ltd.	Tracker Fund European Put Wts Oct 2016 A	0.250	21.880	2016/10/31	100,000,000	2015/10/23
19141	Credit Suisse AG	CC Bank European Warrants Apr 2016 B	0.290	6.45 per unit	2016/04/29	80,000,000	2015/10/23
19127	Credit Suisse AG	HSI European Put Warrants Jan 2016 J	0.150	22,800 per 7,500 units	2016/01/28	150,000,000	2015/10/23
19136	Credit Suisse AG	Ping An European Warrants Mar 2016 E	0.170	48.900	2016/03/31	80,000,000	2015/10/23
19113	Macquarie Bank Ltd.	Galaxy Ent European Wts Mar 2016 B	0.150	34.880	2016/03/02	67,000,000	2015/10/23
19126	Macquarie Bank Ltd.	Tencent European Put Wts May 2016 A	0.667	119.880	2016/05/04	15,000,000	2015/10/23
19154	Credit Suisse AG	HSI European Warrants Mar 2016 I	0.150	24,200 per 8,000 units	2016/03/30	150,000,000	2015/10/26
19394	Goldman Sachs SP (Asia)	CAM CSI300 European Wts May 2016 A	0.296	49.880	2016/05/04	50,000,000	2015/10/26
19364	Goldman Sachs SP (Asia)	China Railway Euro Wts Sep 2016 A	0.178	9.310	2016/09/23	80,000,000	2015/10/26
19392	Goldman Sachs SP (Asia)	CRCC European Warrants May 2016 A	0.254	14.000	2016/05/30	80,000,000	2015/10/26
19418	Goldman Sachs SP (Asia)	China Unicom Euro Wts Oct 2017 A	0.250	12.500	2017/10/30	100,000,000	2015/10/26
19343	Goldman Sachs SP (Asia)	SHK Ppt European Wts Apr 2016 A	0.361	120.000	2016/04/28	60,000,000	2015/10/26
19330	J P Morgan SP BV	HKEx European Warrants Feb 2016 E	0.152	212.88 per 100 units	2016/02/03	200,000,000	2015/10/26
19341	J P Morgan SP BV	Tencent European Warrants May 2016 A	0.655	166.880	2016/05/04	100,000,000	2015/10/26
19305	Macquarie Bank Ltd.	CHALCO European Warrants Jul 2016 A	0.287	4.08 per unit	2016/07/05	35,000,000	2015/10/26
19315	Macquarie Bank Ltd.	CPIC European Warrants Aug 2016 A	0.265	38.880	2016/08/02	38,000,000	2015/10/26
19286	Macquarie Bank Ltd.	HKEx European Warrants Feb 2016 C	0.150	220 per 100 units	2016/02/02	67,000,000	2015/10/26
19161	Standard Chartered Bank	Galaxy Ent European Wts May 2016 A	0.250	35.880	2016/05/30	60,000,000	2015/10/26
19179	Standard Chartered Bank	ICBC European Warrants May 2016 A	0.250	5.80 per unit	2016/05/09	80,000,000	2015/10/26
19187	SGA Societe Generale Acceptance N.V.	HSI Eu Put Wt May16 B	0.250	22,800 per 7,500 units	2016/05/30	150,000,000	2015/10/26
19220	UBS AG	China Shenhua European Warrants Mar 2016 B	0.170	16.320	2016/03/29	60,000,000	2015/10/26
19211	UBS AG	GCL-Poly Energy European Warrants Jun 2016 A	0.325	2.18 per unit	2016/06/17	40,000,000	2015/10/26
19213	UBS AG	HKEx European Warrants Nov 2016 B	0.265	243.88 per 100 units	2016/11/08	300,000,000	2015/10/26
19217	UBS AG	Ping An European Warrants Mar 2016 C	0.250	48.930	2016/03/23	100,000,000	2015/10/26
19190	UBS AG	Tencent Holdings European Warrants Jun 2016 C	0.150	161 per 100 units	2016/06/02	300,000,000	2015/10/26
19441	Credit Suisse AG	HKEx European Warrants Sep 2016 A	0.250	243.80 per 100 units	2016/09/30	150,000,000	2015/10/27
19533	Credit Suisse AG	HSCEI European Warrants Jun 2016 A	0.250	11,800 per 3,900 units	2016/06/29	100,000,000	2015/10/27

Newly listed derivative warrants (continued)

Code	Issuer	Name of issue	Issue prices (HK\$)	Strike level/ Subscription price (HK\$) per 10 units	Subscription/ exercise period	Unit issued on initial listing	Listing date
19425	Credit Suisse AG	Ping An European Warrants Mar 2016 F	0.150	54.900	2016/03/30	80,000,000	2015/10/27
19428	Credit Suisse AG	Tencent Holdings European Wts Jun 2016 C	0.150	161.10 per 100 units	2016/06/06	150,000,000	2015/10/27
19810	Goldman Sachs SP (Asia)	Minsheng Bank Euro Wts Mar 2016 A	0.643	8.79 per unit	2016/03/31	40,000,000	2015/10/27
19509	HK Bank	AIA European Warrants May 2016 A	0.250	53.280	2016/05/31	60,000,000	2015/10/27
19501	HK Bank	China Life European Warrants Jun 2016 B	0.250	34.280	2016/06/30	80,000,000	2015/10/27
19444	HK Bank	Sinopec Corp European Warrants Jun 2016 B	0.400	6.50 per unit	2016/06/30	50,000,000	2015/10/27
19477	HK Bank	Galaxy Ent European Warrants Apr 2016 A	0.250	33.280	2016/04/29	50,000,000	2015/10/27
19532	HK Bank	HSCEI European Put Warrants Apr 2016 D	0.250	10,888 per 5,000 units	2016/04/28	200,000,000	2015/10/27
19523	HK Bank	HSI European Put Warrants Apr 2016 A	0.250	22,688 per 8,000 units	2016/04/28	200,000,000	2015/10/27
19500	HK Bank	Sands China European Warrants Jul 2016 B	0.250	35.980	2016/07/29	50,000,000	2015/10/27
19770	J P Morgan SP BV	CNOOC European Warrants Jun 2017 A	0.151	10.880	2017/06/30	200,000,000	2015/10/27
19547	Macquarie Bank Ltd.	Tencent European Warrants May 2016 B	0.457	200.080	2016/05/04	22,000,000	2015/10/27
19578	Macquarie Bank Ltd.	Tencent European Warrants May 2016 C	1.001	170.080	2016/05/04	10,000,000	2015/10/27
19545	Standard Chartered Bank	AIA European Put Wts May 2016 B	0.250	41.000	2016/05/23	80,000,000	2015/10/27
19585	SGA Societe Generale Acceptance N.V.	BOCL Eu Wt Jun 2016 B	0.250	4.28 per unit	2016/06/03	100,000,000	2015/10/27
19591	SGA Societe Generale Acceptance N.V.	CCB Eur Wt May 2016 B	0.315	6.50 per unit	2016/05/05	100,000,000	2015/10/27
19597	SGA Societe Generale Acceptance N.V.	Ch Mob Eu Wt May 16 A	0.490	110.000	2016/05/05	80,000,000	2015/10/27
19610	SGA Societe Generale Acceptance N.V.	HKEx Eu Put Wt Aug16A	0.250	188.88 per 100 units	2016/08/03	200,000,000	2015/10/27
19618	SGA Societe Generale Acceptance N.V.	Kingsoft Eu Wt Jul16A	0.335	23.880	2016/07/06	40,000,000	2015/10/27
19669	SGA Societe Generale Acceptance N.V.	Tencent Eu Wt May 16 A	0.700	175.000	2016/05/05	50,000,000	2015/10/27
19744	UBS AG	AIA European Put Warrants Apr 2016 A	0.270	41.880	2016/04/26	70,000,000	2015/10/27
19695	UBS AG	CHALCO European Warrants Jun 2016 A	0.490	3.48 per unit	2016/06/17	40,000,000	2015/10/27
19704	UBS AG	CGN Power European Warrants Oct 2017 A	0.150	4.890	2017/10/23	70,000,000	2015/10/27
19690	UBS AG	Jiangxi Copper European Warrants Feb 2017 A	0.260	12.380	2017/02/27	70,000,000	2015/10/27
19689	UBS AG	PICC Group European Warrants Jun 2016 A	0.440	5.08 per unit	2016/06/17	30,000,000	2015/10/27
19702	UBS AG	SJM Holdings European Warrants Dec 2017 A	0.250	7.380	2017/12/18	40,000,000	2015/10/27
19698	UBS AG	Yanzhou Coal European Wts Jun 2016 A	0.530	5.48 per unit	2016/06/27	70,000,000	2015/10/27
19946	Credit Suisse AG	China Mobile European Warrants Apr 2016 A	0.380	115.000	2016/04/29	100,000,000	2015/10/28
19931	HK Bank	BYD European Warrants Dec 2016 C	0.150	56.65 per 100 units	2016/12/20	70,000,000	2015/10/28
19925	HK Bank	CM Bank European Warrants Oct 2016 A	0.250	23.280	2016/10/31	60,000,000	2015/10/28
19885	HK Bank	China Railway European Warrants Sep 2016 A	0.150	9.310	2016/09/26	70,000,000	2015/10/28
19889	HK Bank	CRCC European Warrants Sep 2016 B	0.250	14.680	2016/09/30	40,000,000	2015/10/28
19902	HK Bank	Geely Auto European Warrants Jul 2016 A	0.550	4.68 per unit	2016/07/29	40,000,000	2015/10/28
20055	J P Morgan SP BV	AIA European Warrants Jun 2016 A	0.253	50.880	2016/06/01	100,000,000	2015/10/28
20013	J P Morgan SP BV	Ch LongYuan European Warrants Oct 2017 A	0.250	10.000	2017/10/31	100,000,000	2015/10/28
20061	J P Morgan SP BV	HKEx European Put Wts Aug 2016 A	0.250	199.99 per 100 units	2016/08/01	200,000,000	2015/10/28
20073	J P Morgan SP BV	Sands China European Warrants Jul 2016 A	0.253	32.880	2016/07/04	100,000,000	2015/10/28
19949	Macquarie Bank Ltd.	BOCL European Warrants May 2016 A	0.250	4.38 per unit	2016/05/04	40,000,000	2015/10/28
19967	Macquarie Bank Ltd.	CNOOC European Warrants May 2016 A	0.910	10.08 per unit	2016/05/04	11,000,000	2015/10/28
19978	Macquarie Bank Ltd.	Ping An European Warrants Jun 2016 A	0.250	55.000	2016/06/02	40,000,000	2015/10/28
19984	Standard Chartered Bank	CGN Power European Warrants Apr16A	0.550	3.89 per unit	2016/04/12	30,000,000	2015/10/28
19817	Standard Chartered Bank	Galaxy Ent Euro Put Wts Apr 2016 A	0.150	21.950	2016/04/12	80,000,000	2015/10/28
19839	Standard Chartered Bank	HKEx European Put Wts May 2016 B	0.300	218 per 100 units	2016/05/03	60,000,000	2015/10/28

Newly listed derivative warrants (continued)

Code	Issuer	Name of issue	Issue prices (HK\$)	Strike level/ Subscription price (HK\$) per 10 units	Subscription/ exercise period	Unit issued on initial listing	Listing date
19845	Standard Chartered Bank	Sands China Euro Wts May 2016 A	0.250	39.000	2016/05/30	60,000,000	2015/10/28
19990	UBS AG	China EB Int'l European Warrants Aug 2016 A	0.260	16.160	2016/08/29	60,000,000	2015/10/28
20012	UBS AG	HSCEI European Warrants Jun 2016 A	0.250	11,200 per 4,000 units	2016/06/29	100,000,000	2015/10/28
20154	J P Morgan SP BV	China Mob European Wts Mar 2016 A	0.364	102.880	2016/03/01	100,000,000	2015/10/29
20166	J P Morgan SP BV	Evergrande European Warrants Jul 2017 A	0.251	6.080	2017/07/03	100,000,000	2015/10/29
20165	J P Morgan SP BV	HKEx European Warrants Jun 2016 C	0.156	228.20 per 100 units	2016/06/01	200,000,000	2015/10/29
20149	J P Morgan SP BV	HSI European Put Warrants Apr 2016 F	0.250	21,600 per 6,500 units	2016/04/28	200,000,000	2015/10/29
20108	UBS AG	Anhui Conch European Warrants Jun 2016 A	0.270	30.000	2016/06/27	70,000,000	2015/10/29
20136	UBS AG	China Mobile European Warrants Apr 2016 A	0.670	99.980	2016/04/28	100,000,000	2015/10/29
20099	UBS AG	China National Building European Wts Jun 2016 B	0.550	5.88 per unit	2016/06/27	30,000,000	2015/10/29
20169	Credit Suisse AG	AIA European Warrants Feb 2016 C	0.160	51.850	2016/02/29	80,000,000	2015/10/30
20405	Credit Suisse AG	CITIC European Warrants May 2016 A	0.150	16.900	2016/05/03	70,000,000	2015/10/30
20174	Credit Suisse AG	CKP European Warrants Apr 2016 A	0.380	63.800	2016/04/29	70,000,000	2015/10/30
20172	Credit Suisse AG	Jiangxi Copper European Wts Oct 2016 A	0.230	11.900	2016/10/31	70,000,000	2015/10/30
20184	Goldman Sachs SP (Asia)	HKEx European Warrants Jun 2016 C	0.250	218 per 100 units	2016/06/29	300,000,000	2015/10/30
20347	Goldman Sachs SP (Asia)	HSBC European Warrants Apr 2016 D	0.151	70.050	2016/04/28	100,000,000	2015/10/30
20209	Goldman Sachs SP (Asia)	Tencent European Wt Oct 2016 B	0.164	160.88 per 100 units	2016/10/03	300,000,000	2015/10/30
20384	J P Morgan SP BV	Air China European Warrants Mar 2017 A	0.250	9.000	2017/03/31	80,000,000	2015/10/30
20398	J P Morgan SP BV	Beijing Ent European Warrants Jul 2016 A	0.443	65.000	2016/07/15	60,000,000	2015/10/30
20397	J P Morgan SP BV	Ch Southern Air European Warrants Aug17 A	0.251	8.000	2017/08/01	80,000,000	2015/10/30
20218	SGA Societe Generale Acceptance N.V.	AIA Eur Wt Jul 2016 A	0.250	55.000	2016/07/06	100,000,000	2015/10/30
20231	SGA Societe Generale Acceptance N.V.	AIA Eu Put Wt Jun16 A	0.275	42.000	2016/06/03	100,000,000	2015/10/30
20277	SGA Societe Generale Acceptance N.V.	Ch Mob Eu Wt May 16 B	0.260	118.880	2016/05/05	80,000,000	2015/10/30
20279	SGA Societe Generale Acceptance N.V.	CMob Eu Put Wt Jun16A	0.450	80.000	2016/06/03	80,000,000	2015/10/30
20345	SGA Societe Generale Acceptance N.V.	CP&CC Eu Wt Jun 2016B	0.455	6.50 per unit	2016/06/03	80,000,000	2015/10/30
20310	SGA Societe Generale Acceptance N.V.	HSBC Eu Wt Jul 2016 A	0.250	68.000	2016/07/06	100,000,000	2015/10/30
20327	SGA Societe Generale Acceptance N.V.	PICC P&C Eu Wt Aug16 A	0.250	20.000	2016/08/03	40,000,000	2015/10/30
20478	Credit Suisse AG	China Life European Put Wts May 2016 A	0.250	27.200	2016/05/03	80,000,000	2015/11/02
20475	Credit Suisse AG	China Mobile European Put Wts May 2016 A	0.520	89.800	2016/05/03	80,000,000	2015/11/02
20480	Credit Suisse AG	HKEx European Put Warrants Jun 2016 D	0.250	200 per 100 units	2016/06/29	150,000,000	2015/11/02
20578	Goldman Sachs SP (Asia)	AIA European Put Wts May 2016 A	0.285	42.800	2016/05/03	60,000,000	2015/11/02
20558	Goldman Sachs SP (Asia)	CRRRC European Warrants May 2016 A	0.250	11.380	2016/05/30	80,000,000	2015/11/02
20588	Goldman Sachs SP (Asia)	HSI European Warrants Jun 2016 A	0.212	25,000 per 7,000 units	2016/06/29	150,000,000	2015/11/02
20463	Goldman Sachs SP (Asia)	HSI European Put Wts Feb 2016 B	0.153	22,400 per 6,000 units	2016/02/26	150,000,000	2015/11/02
20439	Goldman Sachs SP (Asia)	HSI European Put Wts Mar 2016 I	0.262	23,800 per 8,000 units	2016/03/30	150,000,000	2015/11/02
20427	HK Bank	AIA European Put Warrants Jun 2016 A	0.250	39.880	2016/06/30	50,000,000	2015/11/02
20420	HK Bank	HKEx European Warrants Jun 2016 B	0.150	228 per 100 units	2016/06/01	80,000,000	2015/11/02
20431	HK Bank	HSI European Put Warrants May 2016 A	0.250	23,288 per 9,300 units	2016/05/30	200,000,000	2015/11/02
20436	HK Bank	Tencent European Warrants May 2016 B	0.620	172.880	2016/05/31	60,000,000	2015/11/02
20418	HK Bank	Tencent European Put Warrants Jun 2016 F	0.150	138.78 per 100 units	2016/06/27	80,000,000	2015/11/02
20501	Macquarie Bank Ltd.	Haier Elec European Wts Sep 2016 A	0.313	18.880	2016/09/19	32,000,000	2015/11/02
20499	Macquarie Bank Ltd.	Lenovo European Warrants May 2016 A	1.000	8.28 per unit	2016/05/04	10,000,000	2015/11/02
20411	SGA Societe Generale Acceptance N.V.	HSI Eur Wt May 2016 C	0.250	23,800 per 7,000 units	2016/05/30	150,000,000	2015/11/02

Newly listed derivative warrants (continued)

Code	Issuer	Name of issue	Issue prices (HK\$)	Strike level/ Subscription price (HK\$) per 10 units	Subscription/ exercise period	Unit issued on initial listing	Listing date
20548	UBS AG	Agricultural Bank European Warrants May 2016 A	0.255	3.68 per unit	2016/05/10	50,000,000	2015/11/02
20549	UBS AG	CM Bank European Warrants Jul 2016 A	0.250	22.380	2016/07/25	100,000,000	2015/11/02
20550	UBS AG	Greatwall Motor European Warrants Jun 2016 A	0.180	10.520	2016/06/24	60,000,000	2015/11/02
20537	UBS AG	HSI European Warrants May 2016 A	0.250	24,400 per 7,000 units	2016/05/30	300,000,000	2015/11/02
20513	UBS AG	HSI European Warrants Jun 2016 D	0.250	25,400 per 6,300 units	2016/06/29	300,000,000	2015/11/02
20546	UBS AG	HSI European Put Warrants Jun 2016 E	0.250	22,200 per 8,000 units	2016/06/29	300,000,000	2015/11/02
20670	BOCI Asia Ltd.	BOCL European Warrants Sep 2016 A	0.290	4.16 per unit	2016/09/26	100,000,000	2015/11/03
20626	BOCI Asia Ltd.	Sinopec Corp European Warrants Apr 2016 A	0.390	6.28 per unit	2016/04/12	100,000,000	2015/11/03
20629	BOCI Asia Ltd.	HKEx European Warrants Nov 2016 A	0.250	220 per 100 units	2016/11/21	100,000,000	2015/11/03
20663	BOCI Asia Ltd.	Tencent Holdings European Wts Oct 2016 A	0.160	158.88 per 100 units	2016/10/05	100,000,000	2015/11/03
20689	Credit Suisse AG	AIA European Put Warrants May 2016 B	0.280	41.100	2016/05/03	80,000,000	2015/11/03
20688	Credit Suisse AG	China Vanke European Warrants Feb 2016 A	0.150	21.550	2016/02/26	80,000,000	2015/11/03
20775	J P Morgan SP BV	China Coal European Warrants Jun 2016 A	0.408	4.28 per unit	2016/06/01	60,000,000	2015/11/03
20774	J P Morgan SP BV	Yanzhou Coal European Warrants Jun 2016 B	0.411	4.68 per unit	2016/06/01	30,000,000	2015/11/03
20760	Macquarie Bank Ltd.	Air China European Warrants Jul 2017 A	0.250	10.880	2017/07/04	40,000,000	2015/11/03
20765	Macquarie Bank Ltd.	Greatwall Motor European Wts Oct 2016 A	0.250	10.880	2016/10/04	40,000,000	2015/11/03
20675	Macquarie Bank Ltd.	Jiangxi Copper European Wts Jul 2017 A	0.250	12.880	2017/07/04	40,000,000	2015/11/03
20705	SGA Societe Generale Acceptance N.V.	AGBK Eu Wt Oct 2016 A	0.250	3.60 per unit	2016/10/05	100,000,000	2015/11/03
20724	SGA Societe Generale Acceptance N.V.	HSCEI Eu Wt Jun 2016A	0.150	11,800 per 3,900 units	2016/06/29	150,000,000	2015/11/03
20757	SGA Societe Generale Acceptance N.V.	SJM Hold Eu Wt Dec17A	0.195	7.370	2017/12/11	100,000,000	2015/11/03
20884	BNP Paribas Arbit Issu B.V.	CC Bank Euro Wts Aug 2016 A	0.250	6.88 per unit	2016/08/02	50,000,000	2015/11/04
20940	BNP Paribas Arbit Issu B.V.	China Life Euro Wts Jul 2016 B	0.220	34.280	2016/07/05	60,000,000	2015/11/04
20951	BNP Paribas Arbit Issu B.V.	Galaxy Ent Euro Wts May 2016 B	0.230	31.880	2016/05/04	60,000,000	2015/11/04
20912	BNP Paribas Arbit Issu B.V.	HKEx European Wts Apr 2016 A	0.210	200 per 100 units	2016/04/05	60,000,000	2015/11/04
20930	BNP Paribas Arbit Issu B.V.	HKEx European Wts Jun 2016 C	0.150	228 per 100 units	2016/06/02	70,000,000	2015/11/04
20910	BNP Paribas Arbit Issu B.V.	ICBC European Wts May 2016 B	0.250	5.88 per unit	2016/05/04	50,000,000	2015/11/04
20972	BNP Paribas Arbit Issu B.V.	Ping An European Wt Jun 2016 A	0.260	50.080	2016/06/02	60,000,000	2015/11/04
21059	Goldman Sachs SP (Asia)	CKP European Put Warrants Jun 16 B	0.431	50.000	2016/06/30	50,000,000	2015/11/04
21125	Goldman Sachs SP (Asia)	CM Bank European Wts May 2016 A	0.251	21.800	2016/05/30	80,000,000	2015/11/04
20864	Goldman Sachs SP (Asia)	China Mobile Euro Wts May 2016 A	0.373	110.000	2016/05/03	80,000,000	2015/11/04
20806	Goldman Sachs SP (Asia)	HKEx European Warrants Sep 2016 A	0.153	243.80 per 100 units	2016/09/28	300,000,000	2015/11/04
20785	Goldman Sachs SP (Asia)	HKEx European Warrants Oct 2016 A	0.207	228 per 100 units	2016/10/28	300,000,000	2015/11/04
21091	Goldman Sachs Sp (Asia)	ICBC European Warrants Apr 2016 A	0.238	5.58 per unit	2016/04/29	80,000,000	2015/11/04
21062	Goldman Sachs SP (Asia)	Ping An Euro Put Wts May 2016 B	0.411	42.500	2016/05/30	60,000,000	2015/11/04
21083	J P Morgan SP BV	Galaxy Ent European Warrants Jul 2016 A	0.251	33.280	2016/07/04	100,000,000	2015/11/04
21064	J P Morgan SP BV	HSCEI European Wts Jun 2016 B	0.150	11,800 per 3,900 units	2016/06/29	200,000,000	2015/11/04
20877	Macquarie Bank Ltd.	China Life European Wts Jul 2016 A	0.250	38.880	2016/07/05	40,000,000	2015/11/04
20983	SGA Societe Generale Acceptance N.V.	CAM CSI300 Eu Wt Jul16A	0.275	52.880	2016/07/06	50,000,000	2015/11/04
20980	SGA Societe Generale Acceptance N.V.	CKP Euro Wts Jul 16 A	0.310	66.880	2016/07/06	50,000,000	2015/11/04
21038	SGA Societe Generale Acceptance N.V.	HKEx Eu Wt Oct 2016 A	0.175	243.80 per 100 units	2016/10/05	200,000,000	2015/11/04
21028	SGA Societe Generale Acceptance N.V.	HSI Eu Put Wt May 16 D	0.255	24,500 per 10,000 units	2016/05/30	150,000,000	2015/11/04
21009	SGA Societe Generale Acceptance N.V.	HSI Eu Put Wt Jun 16 C	0.255	23,500 per 8,500 units	2016/06/29	150,000,000	2015/11/04
20974	UBS AG	HSI European Put Warrants Apr 2016 B	0.210	22,600 per 8,000 units	2016/04/28	300,000,000	2015/11/04

Newly listed derivative warrants (continued)

Code	Issuer	Name of issue	Issue prices (HK\$)	Strike level/ Subscription price (HK\$) per 10 units	Subscription/ exercise period	Unit issued on initial listing	Listing date
21249	Credit Suisse AG	China Life European Warrants Apr 2016 A	0.150	33.850	2016/04/28	80,000,000	2015/11/05
21155	Bank of East Asia	Great Wall Motor European Wts Apr 2016 A	0.220	14.02 per 3 units	2016/04/12	50,000,000	2015/11/05
21157	Bank of East Asia	Great Wall Motor European Wts Oct 2016 B	0.260	9.233	2016/10/21	40,000,000	2015/11/05
21330	J P Morgan SP BV	Esprit European Wts Apr 2017 A	0.250	10.000	2017/04/03	60,000,000	2015/11/05
21303	J P Morgan SP BV	Greatwall Motor European Wts Mar 2017 A	0.253	11.000	2017/03/01	80,000,000	2015/11/05
21306	J P Morgan SP BV	SFCE European Warrants Jul 2016 A	0.419	3.28 per unit	2016/07/04	60,000,000	2015/11/05
21132	Macquarie Bank Ltd.	Anta Sports European Wts Jul 2016 A	0.323	29.880	2016/07/19	31,000,000	2015/11/05
21143	Macquarie Bank Ltd.	CC Bank European Put Warrants Apr 16 D	0.324	5.37 per unit	2016/04/05	31,000,000	2015/11/05
21204	Macquarie Bank Ltd.	China Life European Wts May 2016 B	0.400	27.880	2016/05/06	25,000,000	2015/11/05
21258	Macquarie Bank Ltd.	Esprit European Warrants Dec 2016 A	0.250	11.080	2016/12/02	40,000,000	2015/11/05
21231	Macquarie Bank Ltd.	PetroChina European Wts Jun 2016 A	0.500	7.08 per unit	2016/06/02	20,000,000	2015/11/05
21197	SGA Societe Generale Acceptance N.V.	HSCEI Eu Put Wt Jun16B	0.250	10,600 per 5,100 units	2016/06/29	150,000,000	2015/11/05
21192	SGA Societe Generale Acceptance N.V.	HSI Eu Put Wt Apr 16 C	0.175	21,600 per 6,500 units	2016/04/28	150,000,000	2015/11/05
21191	SGA Societe Generale Acceptance N.V.	Ping An Eu Put Wt Aug16A	0.310	37.000	2016/08/03	120,000,000	2015/11/05
21179	SGA Societe Generale Acceptance N.V.	Tencent Eu Wt Jul 17 A	0.250	170 per 100 units	2017/07/05	500,000,000	2015/11/05
21355	Credit Suisse AG	Greatwall Motor European Wts Jun 2016 A	0.150	10.520	2016/06/30	100,000,000	2015/11/06
21350	Credit Suisse AG	Greatwall Motor European Wts Nov 2016 A	0.150	12.900	2016/11/30	100,000,000	2015/11/06
21357	Macquarie Bank Ltd.	China Mengniu European Wts Sep 2016 A	0.250	18.880	2016/09/02	40,000,000	2015/11/06
21387	SGA Societe Generale Acceptance N.V.	Petch Eu Wt Jul 2016A	0.460	6.88 per unit	2016/07/06	60,000,000	2015/11/06
21339	SGA Societe Generale Acceptance N.V.	Ping An Eu Wt May 16 B	0.375	46.000	2016/05/05	120,000,000	2015/11/06
21345	SGA Societe Generale Acceptance N.V.	Ping An Eu Wt Jun 16 A	0.295	50.000	2016/06/03	120,000,000	2015/11/06
21466	Credit Suisse AG	Sinopec Corp European Warrants Mar 2016 A	0.340	6 per unit	2016/03/31	80,000,000	2015/11/09
21486	Goldman Sachs SP (Asia)	China Life Euro Wts Mar 2016 B	0.152	29.930	2016/03/29	100,000,000	2015/11/09
21471	Goldman Sachs SP (Asia)	Kingsoft European Wts May 2016 A	0.330	19.680	2016/05/09	60,000,000	2015/11/09
21541	J P Morgan SP BV	China Life European Warrants Jun 2016 A	0.175	30.980	2016/06/30	100,000,000	2015/11/09
21534	J P Morgan SP BV	CR Beer European Warrants Aug 2016 A	0.252	16.680	2016/08/02	60,000,000	2015/11/09
21532	J P Morgan SP BV	GF Sec European Warrants May 2016 A	0.250	18.000	2016/05/09	80,000,000	2015/11/09
21515	J P Morgan SP BV	HTSC European Warrants May 2016 A	0.250	20.880	2016/05/09	80,000,000	2015/11/09
21489	J P Morgan SP BV	China Mengniu European Wts Aug 2016 A	0.250	16.500	2016/08/01	50,000,000	2015/11/09
21539	J P Morgan SP BV	Zijin Mining European Warrants Jul 2016 A	0.325	2.38 per unit	2016/07/04	60,000,000	2015/11/09
21391	SGA Societe Generale Acceptance N.V.	COVS Eu Wts Aug 2016 A	0.335	30.000	2016/08/03	30,000,000	2015/11/09
21418	UBS AG	CKP European Warrants Apr 2016 A	0.275	62.050	2016/04/25	50,000,000	2015/11/09
21404	UBS AG	China Life European Warrants Apr 2016 B	0.200	29.930	2016/04/05	100,000,000	2015/11/09
21420	UBS AG	China Life European Warrants May 2016 A	0.315	27.600	2016/05/09	100,000,000	2015/11/09
21439	UBS AG	HSBC European Warrants Apr 2016 B	0.150	65.850	2016/04/01	100,000,000	2015/11/09
21424	UBS AG	Zijin Mining European Warrants May 2016 A	0.260	2.58 per unit	2016/05/09	40,000,000	2015/11/09
21703	BNP Paribas Arbit Issu B.V.	BYD European Wts Jan 2017 B	0.150	56.60 per 100 units	2017/01/04	70,000,000	2015/11/10
21696	BNP Paribas Arbit Issu B.V.	CNOOC European Wts Jun 2016 A	0.440	10.80 per unit	2016/06/02	50,000,000	2015/11/10
21707	BNP Paribas Arbit Issu B.V.	China Mengniu Eu Wt Aug 2016 A	0.250	15.800	2016/08/02	40,000,000	2015/11/10
21711	Goldman Sachs SP (Asia)	Stanchart European Wts May 2016 A	0.483	95.880	2016/05/10	40,000,000	2015/11/10
21680	J P Morgan SP BV	CKP European Put Warrants Jun 2016 A	0.445	48.880	2016/06/30	80,000,000	2015/11/10
21682	J P Morgan SP BV	CM Bank European Warrants Sep 2016 A	0.251	23.280	2016/09/02	100,000,000	2015/11/10
21651	J P Morgan SP BV	Sinopec Corp European Warrants Jul 2016 A	0.262	6.68 per unit	2016/07/04	100,000,000	2015/11/10

Newly listed derivative warrants (continued)

Code	Issuer	Name of issue	Issue prices (HK\$)	Strike level/ Subscription price (HK\$) per 10 units	Subscription/ exercise period	Unit issued on initial listing	Listing date
21668	J P Morgan SP BV	R&F Ppt European Warrants Apr 2017 A	0.250	9.500	2017/04/03	80,000,000	2015/11/10
21694	J P Morgan SP BV	Sands China European Put Wts May 2016 D	0.342	27.500	2016/05/31	100,000,000	2015/11/10
21543	Macquarie Bank Ltd.	Anhui Conch European Wts Jun 2016 A	0.400	24.880	2016/06/02	25,000,000	2015/11/10
21563	Macquarie Bank Ltd.	China Life European Wts Jun 2016 A	0.250	30.880	2016/06/02	40,000,000	2015/11/10
21626	SGA Societe Generale Acceptance N.V.	CLife Eu Wt May 2016 B	0.150	32.880	2016/05/05	150,000,000	2015/11/10
21621	SGA Societe Generale Acceptance N.V.	CLife Eu Wt Aug 2016 B	0.250	31.880	2016/08/03	150,000,000	2015/11/10
21635	UBS AG	Evergrande European Warrants Oct 2016 A	0.250	6.680	2016/10/24	200,000,000	2015/11/10
21628	UBS AG	Stanchart European Warrants Apr 2016 B	0.890	88.930	2016/04/22	20,000,000	2015/11/10
21649	UBS AG	Stanchart European Warrants Jun 2017 A	0.250	83.88 per 100 units	2017/06/19	100,000,000	2015/11/10
21836	Goldman Sachs SP (Asia)	CNOOC European Warrants Jun 2016 A	0.813	10.38 per unit	2016/06/30	80,000,000	2015/11/11
21822	Goldman Sachs SP (Asia)	Sinopec Corp European Wts Jun 2016 A	0.528	6.08 per unit	2016/06/30	60,000,000	2015/11/11
21813	Goldman Sachs SP (Asia)	PICC Group European Wts May 2016 A	0.354	4.98 per unit	2016/05/30	30,000,000	2015/11/11
21818	Goldman Sachs SP (Asia)	Ping An European Wts May 2016 C	0.404	46.380	2016/05/30	100,000,000	2015/11/11
21852	J P Morgan SP BV	HSI European Warrants Jun 2016 C	0.151	25,000 per 7,000 units	2016/06/29	300,000,000	2015/11/11
21744	J P Morgan SP BV	HSI European Put Warrants Feb 2016 G	0.169	23,000 per 8,000 units	2016/02/26	300,000,000	2015/11/11
21763	J P Morgan SP BV	HSI European Put Warrants Apr 2016 G	0.177	22,600 per 8,000 units	2016/04/28	300,000,000	2015/11/11
21784	SGA Societe Generale Acceptance N.V.	HKEx Eu Wt Aug 2016 B	0.250	238 per 100 units	2016/08/03	200,000,000	2015/11/11
21736	SGA Societe Generale Acceptance N.V.	HSI Eu Put Wt Apr 16 D	0.185	22,600 per 8,000 units	2016/04/28	150,000,000	2015/11/11
21729	SGA Societe Generale Acceptance N.V.	HSI Eu Put Wt Jun 16 D	0.205	22,100 per 8,000 units	2016/06/29	150,000,000	2015/11/11
21722	SGA Societe Generale Acceptance N.V.	Stanchart Eu Wt Dec 17A	0.250	75 per 100 units	2017/12/05	80,000,000	2015/11/11
21812	UBS AG	Geely Auto European Warrants Jun 2016 A	0.510	5.38 per unit	2016/06/27	40,000,000	2015/11/11
21811	UBS AG	HKEx European Warrants Oct 2016 A	0.250	260.880	2016/10/24	300,000,000	2015/11/11
21785	UBS AG	HKEx European Put Warrants Jun 2016 E	0.190	199.90 per 100 units	2016/06/22	100,000,000	2015/11/11
21904	BNP Paribas Arbit Issu B.V.	Agricultural Bank Eu Wt Apr16A	0.170	3.49 per unit	2016/04/05	60,000,000	2015/11/12
21918	BNP Paribas Arbit Issu B.V.	AIA European Wts Jun 2016 A	0.250	53.800	2016/06/02	50,000,000	2015/11/12
21941	BNP Paribas Arbit Issu B.V.	HKEx Euro Put Wts Jul 2016 C	0.220	199.90 per 100 units	2016/07/05	60,000,000	2015/11/12
21897	BNP Paribas Arbit Issu B.V.	Ping An European Wt Apr 2016 B	0.160	54.850	2016/04/05	70,000,000	2015/11/12
21933	BNP Paribas Arbit Issu B.V.	Sands China Euro Wt May 2016 A	0.230	32.500	2016/05/04	50,000,000	2015/11/12
21981	Credit Suisse AG	ChiUnicom European Warrants Sep 2017 A	0.150	13.400	2017/09/28	150,000,000	2015/11/12
21980	Credit Suisse AG	HSI European Put Warrants Feb 2016 A	0.150	22,300 per 6,000 units	2016/02/26	150,000,000	2015/11/12
21992	Goldman Sachs SP (Asia)	HKEx European Put Wts May 2016 C	0.250	200.80 per 100 units	2016/05/30	200,000,000	2015/11/12
21863	Goldman Sachs SP (Asia)	HSI European Warrants Mar 2016 J	0.159	24,000 per 6,300 units	2016/03/30	150,000,000	2015/11/12
21875	Goldman Sachs SP (Asia)	HSI European Warrants May 2016 A	0.158	24,400 per 7,000 units	2016/05/30	150,000,000	2015/11/12
21986	J P Morgan SP BV	ZTE European Warrants Jul 2016 A	0.253	22.280	2016/07/04	60,000,000	2015/11/12
21881	Macquarie Bank Ltd.	CKP European Put Warrants Jul 2016 A	0.422	47.880	2016/07/05	24,000,000	2015/11/12
21876	Macquarie Bank Ltd.	China Life European Put Warrants Jun16B	0.250	24.880	2016/06/02	40,000,000	2015/11/12
21949	SGA Societe Generale Acceptance N.V.	CITIC Sec Eu Wt Aug16A	0.320	25.000	2016/08/03	40,000,000	2015/11/12
21962	SGA Societe Generale Acceptance N.V.	Haitong Sec Eu Wt Jul16A	0.250	18.880	2016/07/06	50,000,000	2015/11/12
21970	UBS AG	CITIC Bank European Warrants Jun 2016 A	0.410	5.88 per unit	2016/06/20	40,000,000	2015/11/12
21963	UBS AG	China Unicom European Warrants Oct 2017 A	0.170	12.520	2017/10/23	100,000,000	2015/11/12
21976	UBS AG	Ping An European Warrants Sep 2016 A	0.150	43.65 per 50 units	2016/09/26	300,000,000	2015/11/12
21965	UBS AG	ZTE European Warrants Jul 2016 A	0.250	22.880	2016/07/25	40,000,000	2015/11/12
22009	BOCI Asia Ltd.	AIA European Warrants May 2016 A	0.280	52.000	2016/05/10	100,000,000	2015/11/13

Newly listed derivative warrants (continued)

Code	Issuer	Name of issue	Issue prices (HK\$)	Strike level/ Subscription price (HK\$) per 10 units	Subscription/ exercise period	Unit issued on initial listing	Listing date
22020	BOCI Asia Ltd.	CAM CSI300 European Warrants Aug 2016 A	0.460	48.880	2016/08/01	100,000,000	2015/11/13
22019	BOCI Asia Ltd.	CSOP A50 ETF European Warrants Dec 2016 D	0.150	14.500	2016/12/28	100,000,000	2015/11/13
21997	BOCI Asia Ltd.	HKEx European Put Warrants Jul 2016 A	0.180	188.88 per 100 units	2016/07/27	100,000,000	2015/11/13
22023	BOCI Asia Ltd.	Kingsoft European Warrants Aug 2016 A	0.410	22.880	2016/08/08	100,000,000	2015/11/13
22010	BOCI Asia Ltd.	Ping An European Warrants May 2016 B	0.300	50.000	2016/05/30	100,000,000	2015/11/13
22013	BOCI Asia Ltd.	Ping An European Put Warrants May 2016 C	0.310	42.500	2016/05/23	100,000,000	2015/11/13
22078	BNP Paribas Arbit Issu B.V.	Anhui Conch Euro Wt Jul 2016 A	0.340	26.800	2016/07/05	30,000,000	2015/11/13
22064	BNP Paribas Arbit Issu B.V.	Ch Mobile Euro Wts Mar 2016 C	0.250	106.900	2016/03/02	40,000,000	2015/11/13
22045	Credit Suisse AG	CITIC Sec European Warrants May 2016 A	0.280	24.600	2016/05/30	80,000,000	2015/11/13
22057	Credit Suisse AG	China Tel European Warrants May 2016 A	0.250	5.08 per unit	2016/05/30	80,000,000	2015/11/13
22084	Credit Suisse AG	Fosun Intl European Warrants Mar 2016 C	0.150	18.000	2016/03/30	80,000,000	2015/11/13
22046	Credit Suisse AG	GF Sec European Warrants May 2016 A	0.250	21.280	2016/05/16	80,000,000	2015/11/13
22049	Credit Suisse AG	HTSC European Warrants May 2016 A	0.290	22.680	2016/05/16	80,000,000	2015/11/13
22033	Credit Suisse AG	Haitong Sec European Warrants Apr 2016 A	0.220	18.900	2016/04/29	80,000,000	2015/11/13
22032	Credit Suisse AG	Tencent Holdings European Wts Apr 2016 A	0.800	175.100	2016/04/29	60,000,000	2015/11/13
22102	Bank of East Asia	Haitong Sec European Warrants May 2016 A	0.188	18.900	2016/05/11	55,000,000	2015/11/13
22030	Bank of East Asia	Yanzhou Coal European Wts Sep 2017 A	0.158	3.290	2017/09/15	100,000,000	2015/11/13
22125	Goldman Sachs SP (Asia)	CITIC Sec European Wts May 2016 A	0.324	21.880	2016/05/30	70,000,000	2015/11/13
22116	Goldman Sachs SP (Asia)	China Life Euro Wts May 2016 B	0.252	31.980	2016/05/30	100,000,000	2015/11/13
22130	J P Morgan SP BV	Agricultural Bk Euro Warrants Sep 2016 A	0.254	3.50 per unit	2016/09/30	100,000,000	2015/11/13
22024	Macquarie Bank Ltd.	CKH European Warrants Jun 2016 A	0.986	110.880	2016/06/02	13,000,000	2015/11/13
22027	Macquarie Bank Ltd.	CKP European Warrants Jun 2016 A	0.413	60.880	2016/06/02	25,000,000	2015/11/13
22028	Macquarie Bank Ltd.	ZTE European Warrants Aug 2016 A	0.355	20.880	2016/08/15	29,000,000	2015/11/13
22158	BOCI Asia Ltd.	HSCEI European Warrants Jul 2016 A	0.150	11,400 per 4,200 units	2016/07/28	100,000,000	2015/11/16
22156	BOCI Asia Ltd.	HSI European Warrants May 2016 A	0.160	24,400 per 7,000 units	2016/05/30	100,000,000	2015/11/16
22214	BNP Paribas Arbit Issu B.V.	CITIC Euro Warrants Aug 2016 A	0.190	14.880	2016/08/02	100,000,000	2015/11/16
22212	BNP Paribas Arbit Issu B.V.	China Life Euro Wts Jun 2016 A	0.250	30.000	2016/06/02	60,000,000	2015/11/16
22217	BNP Paribas Arbit Issu B.V.	HKEx European Wts Oct 2016 A	0.250	220 per 100 units	2016/10/04	80,000,000	2015/11/16
22211	Goldman Sachs SP (Asia)	Ping An European Wts Mar 2016 D	0.150	54.900	2016/03/31	100,000,000	2015/11/16
22209	J P Morgan SP BV	CAM CSI300 European Warrants Jun 2016 A	0.316	51.880	2016/06/02	100,000,000	2015/11/16
22210	J P Morgan SP BV	China Mob European Wts May 2016 A	0.440	99.990	2016/05/03	100,000,000	2015/11/16
22162	SGA Societe Generale Acceptance N.V.	CAM CSI300 Eu Wt Jun16A	0.255	56.880	2016/06/03	50,000,000	2015/11/16
22163	SGA Societe Generale Acceptance N.V.	PICC Eu Wts Jun 2016A	0.560	4.88 per unit	2016/06/03	18,000,000	2015/11/16
22178	SGA Societe Generale Acceptance N.V.	Tencent Eu Wt Jun 16 B	0.150	161 per 100 units	2016/06/03	500,000,000	2015/11/16
22196	UBS AG	CITIC Sec European Warrants May 2016 A	0.280	23.880	2016/05/16	40,000,000	2015/11/16
22203	UBS AG	HSBC European Warrants Jun 2016 A	0.190	74.850	2016/06/24	100,000,000	2015/11/16
22204	UBS AG	HSBC European Warrants Jun 2016 B	0.250	70.880	2016/06/08	100,000,000	2015/11/16
22197	UBS AG	Haitong Sec European Warrants Apr 2016 A	0.180	18.900	2016/04/26	60,000,000	2015/11/16
22181	UBS AG	Tencent Holdings European Warrants Apr 2016 A	1.050	170.180	2016/04/26	50,000,000	2015/11/16
22279	Goldman Sachs SP (Asia)	CAM CSI300 European Wts May 2016 B	0.269	53.880	2016/05/30	80,000,000	2015/11/17
22282	Goldman Sachs SP (Asia)	CITIC European Warrants Jul 2016 A	0.181	14.880	2016/07/29	80,000,000	2015/11/17
22292	Goldman Sachs SP (Asia)	Haitong Sec Euro Wts Jun 2016 A	0.250	17.880	2016/06/24	80,000,000	2015/11/17
22256	HK Bank	China Life European Warrants Jun 2016 C	0.300	28.980	2016/06/30	80,000,000	2015/11/17

Newly listed derivative warrants (continued)

Code	Issuer	Name of issue	Issue prices (HK\$)	Strike level/ Subscription price (HK\$) per 10 units	Subscription/ exercise period	Unit issued on initial listing	Listing date
22241	HK Bank	China Mobile European Warrants Jun 2016 A	0.700	92.880	2016/06/30	60,000,000	2015/11/17
22252	HK Bank	HKEx European Warrants Sep 2016 A	0.150	244 per 100 units	2016/09/26	180,000,000	2015/11/17
22237	HK Bank	HSCEI European Warrants Jun 2016 A	0.150	11,858 per 3,900 units	2016/06/29	180,000,000	2015/11/17
22235	HK Bank	HSI European Warrants May 2016 B	0.160	24,518 per 7,000 units	2016/05/30	180,000,000	2015/11/17
22307	J P Morgan SP BV	Ch Merchants European Warrants Aug 2016 A	0.368	30.000	2016/08/01	60,000,000	2015/11/17
22295	J P Morgan SP BV	KECL European Warrants Jul 2016 A	0.407	7.08 per unit	2016/07/04	40,000,000	2015/11/17
22304	J P Morgan SP BV	Ping An European Put Warrants Aug 2016 A	0.343	42.880	2016/08/02	100,000,000	2015/11/17
22309	J P Morgan SP BV	Wanda Comm European Warrants Dec 2017 A	0.250	55.88 per 100 units	2017/12/29	60,000,000	2015/11/17
22265	Macquarie Bank Ltd.	JNCEC European Warrants Dec 2016 A	0.667	3.68 per unit	2016/12/16	15,000,000	2015/11/17
22258	Macquarie Bank Ltd.	SHK Ppt European Warrants Jun 2016 A	0.667	108.880	2016/06/02	15,000,000	2015/11/17
22268	Macquarie Bank Ltd	Skyworth Digital European Wts Dec 2017 A	0.250	6.580	2017/12/18	40,000,000	2015/11/17
22273	SGA Societe Generale Acceptance N.V.	BOCHK Eu Wt Apr 2017A	0.200	30.000	2017/04/06	50,000,000	2015/11/17
22272	SGA Societe Generale Acceptance N.V.	CNOOC Eu Wt Jul 2016A	0.435	10.88 per unit	2016/07/06	40,000,000	2015/11/17
22366	Goldman Sachs SP (Asia)	AIA European Warrants Apr 2016 A	0.256	50.880	2016/04/29	80,000,000	2015/11/18
22356	Goldman Sachs SP (Asia)	CC Bank European Wts May 2016 A	0.319	6 per unit	2016/05/30	100,000,000	2015/11/18
22400	Goldman Sachs SP (Asia)	Fosun Intl European Wts Jul 2016 B	0.250	17.000	2016/07/08	80,000,000	2015/11/18
22313	Goldman Sachs SP (Asia)	HSI European Warrants May 2016 B	0.252	23,200 per 7,000 units	2016/05/30	150,000,000	2015/11/18
22320	Goldman Sachs SP (Asia)	HSI European Put Wts May 2016 C	0.258	22,000 per 7,000 units	2016/05/30	150,000,000	2015/11/18
22369	Goldman Sachs Sp (Asia)	ICBC European Warrants May 2016 A	0.254	5.50 per unit	2016/05/30	100,000,000	2015/11/18
22354	Goldman Sachs SP (Asia)	Tencent European Wt May 2016 B	0.676	175.000	2016/05/03	100,000,000	2015/11/18
22353	J P Morgan SP BV	HSI European Warrants May 2016 D	0.150	23,800 per 7,000 units	2016/05/30	300,000,000	2015/11/18
22349	Macquarie Bank Ltd.	HN Renewables European Wts Dec 2016 A	0.500	3.08 per unit	2016/12/16	20,000,000	2015/11/18
22331	SGA Societe Generale Acceptance N.V.	Ch Mob Eu Wt Jul 16 A	0.520	100.000	2016/07/06	80,000,000	2015/11/18
22311	SGA Societe Generale Acceptance N.V	Evergrande Eu Wt Oct16 A	0.270	6.690	2016/10/17	80,000,000	2015/11/18
22312	SGA Societe Generale Acceptance N.V	Evergrande Eu Wt Jan17 A	0.185	9.000	2017/01/04	80,000,000	2015/11/18
22310	SGA Societe Generale Acceptance N.V	Evergrande Eu Wt Jul17 A	0.340	6.090	2017/07/03	80,000,000	2015/11/18
22342	SGA Societe Generale Acceptance N.V.	Galaxy Ent Eu Wt Jul16B	0.270	30.000	2016/07/06	80,000,000	2015/11/18
22341	SGA Societe Generale Acceptance N.V.	Galaxy Ent Eu Wt Aug16A	0.390	26.880	2016/08/03	80,000,000	2015/11/18
22343	SGA Societe Generale Acceptance N.V.	Galaxy Eu Put Wt Jul16C	0.370	23.880	2016/07/06	80,000,000	2015/11/18
22346	SGA Societe Generale Acceptance N.V	Sands China Eu Wt Aug16A	0.340	30.000	2016/08/03	80,000,000	2015/11/18
22496	Credit Suisse AG	China Life European Warrants Mar 2016 B	0.200	29.900	2016/03/24	80,000,000	2015/11/19
22487	Credit Suisse AG	China Shenhua European Wts Dec 2016 A	0.170	14.000	2016/12/29	80,000,000	2015/11/19
22492	Credit Suisse AG	HKEx European Warrants Jul 2016 A	0.180	238 per 100 units	2016/07/29	180,000,000	2015/11/19
22505	Credit Suisse AG	Tencent Holdings Euro Put Wts Mar 2016 B	0.150	152.80 per 100 units	2016/03/24	80,000,000	2015/11/19
22477	Goldman Sachs SP (Asia)	China Mobile Euro Wts Apr 2016 A	0.534	100.000	2016/04/29	80,000,000	2015/11/19
22482	Goldman Sachs SP (Asia)	China Mobile Euro Wts Dec 2017 A	0.150	102.50 per 100 units	2017/12/04	300,000,000	2015/11/19
22409	HK Bank	CITIC European Warrants Jul 2016 A	0.150	14.900	2016/07/29	100,000,000	2015/11/19
22402	HK Bank	CKP European Warrants Jun 2016 B	0.300	56.880	2016/06/30	80,000,000	2015/11/19
22432	HK Bank	China Unicom European Warrants Oct 2017 A	0.150	12.480	2017/10/31	100,000,000	2015/11/19
22441	HK Bank	Evergrande European Warrants Dec 2016 A	0.250	7.280	2016/12/30	80,000,000	2015/11/19
22407	HK Bank	PICC Group European Warrants May 2016 A	0.300	4.58 per unit	2016/05/31	50,000,000	2015/11/19
22516	J P Morgan SP BV	AIA European Warrants Jun 2016 B	0.250	53.880	2016/06/02	100,000,000	2015/11/19
22515	Macquarie Bank Ltd.	HKEx European Warrants Jun 2016 A	0.167	228 per 100 units	2016/06/02	60,000,000	2015/11/19

Newly listed derivative warrants (continued)

Code	Issuer	Name of issue	Issue prices (HK\$)	Strike level/ Subscription price (HK\$) per 10 units	Subscription/ exercise period	Unit issued on initial listing	Listing date
22443	SGA Societe Generale Acceptance N.V.	BOCL Eu Wt Sep 2016 B	0.250	3.80 per unit	2016/09/05	100,000,000	2015/11/19
22450	SGA Societe Generale Acceptance N.V.	BOCL Eu Wt Oct 2016 A	0.165	4.16 per unit	2016/10/05	100,000,000	2015/11/19
22454	SGA Societe Generale Acceptance N.V.	CCB Eur Wt Aug 2016 B	0.335	5.88 per unit	2016/08/03	100,000,000	2015/11/19
22456	SGA Societe Generale Acceptance N.V.	CITIC Euro Wt Feb17 A	0.250	14.500	2017/02/03	50,000,000	2015/11/19
22460	SGA Societe Generale Acceptance N.V.	ICBC Eu Wt Aug 2016 B	0.320	5.08 per unit	2016/08/03	100,000,000	2015/11/19
25088 [#]	Credit Suisse AG	ChiUnicom European Warrants Sep 2016 B	0.067	11.800	2016/09/30	150,000,000	2015/11/19
22522	BOCI Asia Ltd.	HKEx European Warrants Jun 2016 E	0.170	228 per 100 units	2016/06/13	100,000,000	2015/11/20
22632	BNP Paribas Arbit Issu B.V.	Car Inc European Wts Jun16A	0.250	16.990	2016/06/02	100,000,000	2015/11/20
22634	Credit Suisse AG	China Mobile European Warrants Apr 2016 B	0.400	99.990	2016/04/22	80,000,000	2015/11/20
22633	Credit Suisse AG	PetroChina European Warrants Apr 2016 B	0.390	6.19 per unit	2016/04/28	70,000,000	2015/11/20
22563	HK Bank	AIA European Warrants May 2016 B	0.250	51.880	2016/05/31	80,000,000	2015/11/20
22565	HK Bank	CGS European Warrants May 2016 A	0.150	8.610	2016/05/31	80,000,000	2015/11/20
22545	HK Bank	China Overseas European Warrants Jun 2016 A	0.250	28.880	2016/06/30	80,000,000	2015/11/20
22569	HK Bank	HKEx European Warrants Jun 2016 C	0.250	213.88 per 100 units	2016/06/30	180,000,000	2015/11/20
22543	HK Bank	Li & Fung European Warrants Jun 2016 A	0.300	6.38 per unit	2016/06/30	50,000,000	2015/11/20
22637	J P Morgan SP BV	CITIC European Warrants Jul 2016 A	0.153	14.900	2016/07/29	100,000,000	2015/11/20
22581	J P Morgan SP BV	Huaneng Power European Wts Nov 2017 A	0.251	8.880	2017/11/30	100,000,000	2015/11/20
22676	Macquarie Bank Ltd.	Ch Oilfield European Wts Oct 2016 A	0.250	9.880	2016/10/18	40,000,000	2015/11/20
22589	Macquarie Bank Ltd.	Tencent European Put Wts Jun 2016 A	1.000	139.880	2016/06/02	10,000,000	2015/11/20
22597	SGA Societe Generale Acceptance N.V.	AGBK Eu Wt Aug 2016 A	0.250	3.28 per unit	2016/08/03	100,000,000	2015/11/20
22614	SGA Societe Generale Acceptance N.V.	Ch Cinda Eu Wt Aug16A	0.400	3.28 per unit	2016/08/03	25,000,000	2015/11/20
22615	SGA Societe Generale Acceptance N.V.	CITBK Eu Wt Jul 16 A	0.670	5.10 per unit	2016/07/06	15,000,000	2015/11/20
22621	SGA Societe Generale Acceptance N.V.	CITBK Eu Wt Oct 16 A	0.670	5.75 per unit	2016/10/05	15,000,000	2015/11/20
22625	SGA Societe Generale Acceptance N.V.	CMB Eu Wts Sep 2016 A	0.195	23.280	2016/09/05	100,000,000	2015/11/20
22630	SGA Societe Generale Acceptance N.V.	ChiUnicom Eu Wt Nov17 A	0.160	12.500	2017/11/03	70,000,000	2015/11/20
22572	SGA Societe Generale Acceptance N.V.	HKEx Eu Wt Dec 2016 A	0.250	250 per 100 units	2016/12/05	200,000,000	2015/11/20
22724	Credit Suisse AG	PICC European Warrants Jul 2016 A	0.160	20.000	2016/07/29	70,000,000	2015/11/23
22773	J P Morgan SP BV	China Tel European Warrants Jul 2016 A	0.281	4.30 per unit	2016/07/04	80,000,000	2015/11/23
22771	J P Morgan SP BV	Li & Fung European Warrants Aug 2016 A	0.345	6.50 per unit	2016/08/01	50,000,000	2015/11/23
22705	Macquarie Bank Ltd.	China Mobile European Wts Mar 2016 C	0.200	106.900	2016/03/02	50,000,000	2015/11/23
22691	Macquarie Bank Ltd.	China Mobile European Wts May 2016 A	0.201	115.000	2016/05/04	50,000,000	2015/11/23
22682	Macquarie Bank Ltd.	CNOOC European Warrants Jul 2016 A	1.000	8.88 per unit	2016/07/05	10,000,000	2015/11/23
22687	Macquarie Bank Ltd.	Digital China European Wts Dec 2017 A	0.271	10.880	2017/12/18	37,000,000	2015/11/23
22707	Macquarie Bank Ltd.	HKEx European Warrants Mar 2016 D	0.193	203.88 per 100 units	2016/03/02	52,000,000	2015/11/23
22743	SGA Societe Generale Acceptance N.V.	CP&CC Eu Wt Aug 2016A	0.300	5.88 per unit	2016/08/03	80,000,000	2015/11/23
22729	SGA Societe Generale Acceptance NV	CSOP A50 ETF Eu Wt Jun16B	0.495	15 per unit	2016/06/03	30,000,000	2015/11/23
22734	SGA Societe Generale Acceptance N.V.	A50 Ch Eu Wt Jun 2016D	0.520	13 per unit	2016/06/03	30,000,000	2015/11/23
22732	SGA Societe Generale Acceptance N.V.	HS H-SHARE Eu Wts Jun16A	0.375	115.000	2016/06/03	50,000,000	2015/11/23
22735	SGA Societe Generale Acceptance N.V.	Petch Eu Wt Jul 2016B	0.495	6 per unit	2016/07/06	60,000,000	2015/11/23
22738	SGA Societe Generale Acceptance N.V.	Ping An Eu Wt Jun 16 B	0.165	55.000	2016/06/03	120,000,000	2015/11/23
22862	Goldman Sachs SP (Asia)	China Life Euro Wts Apr 2016 A	0.309	27.880	2016/04/28	80,000,000	2015/11/24
22867	Goldman Sachs SP (Asia)	China Life Euro Wts May 2016 C	0.256	30.000	2016/05/30	80,000,000	2015/11/24
22868	Goldman Sachs SP (Asia)	HKEx European Warrants Mar 2016 B	0.291	190.88 per 100 units	2016/03/31	80,000,000	2015/11/24

Newly listed derivative warrants (continued)

Code	Issuer	Name of issue	Issue prices (HK\$)	Strike level/ Subscription price (HK\$) per 10 units	Subscription/ exercise period	Unit issued on initial listing	Listing date
22851	Goldman Sachs SP (Asia)	HSBC European Warrants Jun 2016 A	0.347	61.000	2016/06/06	80,000,000	2015/11/24
22861	Goldman Sachs SP (Asia)	HSBC European Warrants Jun 2016 B	0.256	66.800	2016/06/06	80,000,000	2015/11/24
22872	Goldman Sachs SP (Asia)	Ping An European Wts Apr 2016 A	0.374	46.000	2016/04/29	80,000,000	2015/11/24
22781	HK Bank	Agricultural Bank European Warrants Sep 2016 A	0.250	3 per unit	2016/09/30	80,000,000	2015/11/24
22774	HK Bank	AIA European Warrants May 2016 C	0.350	48.000	2016/05/31	80,000,000	2015/11/24
22775	HK Bank	China Mobile European Warrants Jun 2016 B	0.350	100.880	2016/06/30	80,000,000	2015/11/24
22788	HK Bank	HSI European Warrants Apr 2016 B	0.160	22,500 per 6,300 units	2016/04/28	180,000,000	2015/11/24
22834	J P Morgan SP BV	Car Inc European Warrants Jun 2016 A	0.254	17.280	2016/06/02	100,000,000	2015/11/24
22842	J P Morgan SP BV	HKEx European Warrants Aug 2016 B	0.153	238 per 100 units	2016/08/01	200,000,000	2015/11/24
22838	J P Morgan SP BV	HKEx European Warrants Sep 2016 B	0.159	243.88 per 100 units	2016/09/30	200,000,000	2015/11/24
22843	J P Morgan SP BV	HSBC European Warrants Jul 2016 A	0.250	65.500	2016/07/05	100,000,000	2015/11/24
22849	J P Morgan SP BV	Ping An European Warrants Jun 2016 A	0.251	51.880	2016/06/02	100,000,000	2015/11/24
22804	Macquarie Bank Ltd.	China Gas Hold Euro Wts Oct 2016 A	0.213	13.820	2016/10/14	47,000,000	2015/11/24
22803	Macquarie Bank Ltd.	Minsheng Bank European Wts Jun 2016 A	0.593	9.88 per unit	2016/06/02	17,000,000	2015/11/24
22815	SGA Societe Generale Acceptance N.V.	CCCCL Eu Wt Oct 2016 A	0.170	12.880	2016/10/05	70,000,000	2015/11/24
22814	SGA Societe Generale Acceptance N.V.	CKH Euro Wt Jul 2016A	0.520	115.000	2016/07/06	30,000,000	2015/11/24
22802	SGA Societe Generale Acceptance N.V.	Ch Mob Eu Wt Apr 16 A	0.220	105.000	2016/04/06	80,000,000	2015/11/24
22806	SGA Societe Generale Acceptance N.V.	Kingsoft Eu Wt Aug16A	0.385	20.000	2016/08/03	40,000,000	2015/11/24
22832	UBS AG	AIA European Warrants Apr 2016 B	0.290	50.930	2016/04/29	100,000,000	2015/11/24
22829	UBS AG	China Mobile European Warrants Jun 2016 A	0.610	95.880	2016/06/23	100,000,000	2015/11/24
22820	UBS AG	HSI European Put Warrants Apr 2016 C	0.168	21,600 per 6,500 units	2016/04/28	300,000,000	2015/11/24
22824	UBS AG	HSI European Put Warrants Apr 2016 D	0.150	21,000 per 7,000 units	2016/04/28	300,000,000	2015/11/24
22822	UBS AG	HSI European Put Warrants Jun 2016 F	0.150	20,000 per 6,800 units	2016/06/29	300,000,000	2015/11/24
22906	BOCI Asia Ltd.	CKP European Warrants Jun 2016 A	0.420	57.880	2016/06/27	100,000,000	2015/11/25
22894	BOCI Asia Ltd.	China Mobile European Warrants May 2016 A	0.400	100.000	2016/05/03	100,000,000	2015/11/25
22890	BOCI Asia Ltd.	HSBC European Warrants May 2016 C	0.200	65.000	2016/05/10	100,000,000	2015/11/25
22968	BNP Paribas Arbit Issu B.V.	AIA European Wts Jun 2016 B	0.250	51.000	2016/06/02	40,000,000	2015/11/25
22980	BNP Paribas Arbit Issu B.V.	BOCL European Wts Oct 2016 A	0.150	4.16 per unit	2016/10/04	70,000,000	2015/11/25
22956	BNP Paribas Arbit Issu B.V.	Ch Mobile Euro Wts Jul 2016 A	0.580	96.000	2016/07/05	40,000,000	2015/11/25
22941	Credit Suisse AG	Galaxy Ent European Warrants May 2016 A	0.280	26.180	2016/05/30	50,000,000	2015/11/25
22929	Credit Suisse AG	PICC Group European Warrants Mar 2016 A	0.210	4.89 per unit	2016/03/30	80,000,000	2015/11/25
22955	Goldman Sachs SP (Asia)	BOCL European Warrants May 2016 A	0.254	3.90 per unit	2016/05/30	80,000,000	2015/11/25
22948	Goldman Sachs SP (Asia)	HSBC European Put Wts Apr 2016 E	0.319	56.880	2016/04/29	80,000,000	2015/11/25
22880	HK Bank	CRRC European Warrants May 2016 A	0.150	11.400	2016/05/31	80,000,000	2015/11/25
22882	HK Bank	HKEx European Put Warrants Jul 2016 A	0.170	188.80 per 100 units	2016/07/29	100,000,000	2015/11/25
22889	HK Bank	Kingsoft European Warrants Jun 2016 A	0.300	20.380	2016/06/30	50,000,000	2015/11/25
22879	HK Bank	Stanchart European Warrants Jun 2017 B	0.150	78.88 per 94 units	2017/06/12	100,000,000	2015/11/25
22989	J P Morgan SP BV	KECL European Warrants Mar 2016 A	0.174	7.80 per unit	2016/03/02	60,000,000	2015/11/25
22982	J P Morgan SP BV	SJM Holdings European Warrants Dec 2017 A	0.252	7.380	2017/12/04	60,000,000	2015/11/25
22915	Macquarie Bank Ltd.	Tencent European Warrants Jun 2016 B	0.770	185.880	2016/06/02	13,000,000	2015/11/25
22925	Macquarie Bank Ltd.	Tencent European Warrants Jun 2016 C	0.371	215.880	2016/06/02	27,000,000	2015/11/25
22945	UBS AG	CNOOC European Warrants Mar 2016 B	0.340	10.22 per unit	2016/03/21	50,000,000	2015/11/25
22946	UBS AG	HSI European Warrants Apr 2016 E	0.170	22,600 per 6,300 units	2016/04/28	300,000,000	2015/11/25

Newly listed derivative warrants (continued)

Code	Issuer	Name of issue	Issue prices (HK\$)	Strike level/ Subscription price (HK\$) per 10 units	Subscription/ exercise period	Unit issued on initial listing	Listing date
22947	UBS AG	HSI European Warrants May 2016 B	0.150	23,800 per 7,000 units	2016/05/30	300,000,000	2015/11/25
23013	BNP Paribas Arbit Issu B.V.	CC Bank Euro Wts Aug 2016 B	0.230	6.10 per unit	2016/08/02	50,000,000	2015/11/26
23006	BNP Paribas Arbit Issu B.V.	HKEx European Wts Aug 2016 A	0.190	238 per 100 units	2016/08/02	100,000,000	2015/11/26
23009	BNP Paribas Arbit Issu B.V.	HSBC European Wts Jul 2016 A	0.210	68.000	2016/07/05	50,000,000	2015/11/26
23000	BNP Paribas Arbit Issu B.V.	KECL European Wts Jul 2016 A	0.600	6.80 per unit	2016/07/05	20,000,000	2015/11/26
22998	Credit Suisse AG	HSI European Put Warrants Apr 2016 B	0.150	20,900 per 7,000 units	2016/04/28	150,000,000	2015/11/26
23033	Goldman Sachs SP (Asia)	China Life Euro Put Wts Apr 2016 B	0.231	25.880	2016/04/28	80,000,000	2015/11/26
23027	Goldman Sachs SP (Asia)	China Mobile Euro Wts Jun 2016 A	0.673	95.000	2016/06/30	100,000,000	2015/11/26
23029	Goldman Sachs SP (Asia)	China Mobile Eu Put Wts Apr 2016 B	0.372	82.880	2016/04/25	100,000,000	2015/11/26
23024	Goldman Sachs SP (Asia)	Galaxy Ent European Wts Jun 2016 A	0.320	26.980	2016/06/30	80,000,000	2015/11/26
23035	Goldman Sachs SP (Asia)	HSI European Warrants Mar 2016 K	0.157	23,000 per 6,800 units	2016/03/30	150,000,000	2015/11/26
23021	Goldman Sachs SP (Asia)	Kingsoft European Wts Jun 2016 A	0.431	23.880	2016/06/30	60,000,000	2015/11/26
22995	HK Bank	CITIC Bank European Warrants Jun 2016 A	0.250	5.68 per unit	2016/06/30	50,000,000	2015/11/26
22992	HK Bank	HSI European Put Warrants Apr 2016 C	0.160	21,500 per 6,500 units	2016/04/28	180,000,000	2015/11/26
22993	HK Bank	HSI European Put Warrants May 2016 C	0.250	22,088 per 7,200 units	2016/05/30	180,000,000	2015/11/26
22990	HK Bank	HSI European Put Warrants Jun 2016 B	0.150	20,088 per 6,800 units	2016/06/29	180,000,000	2015/11/26
22996	HK Bank	KECL European Warrants Jun 2016 B	0.350	7.38 per unit	2016/06/30	50,000,000	2015/11/26
23041	J P Morgan SP BV	Chi Res Land European Warrants Sep 2016 A	0.251	25.880	2016/09/02	100,000,000	2015/11/26
22997	J P Morgan SP BV	HSI European Put Warrants Jun 2016 D	0.251	21,000 per 7,200 units	2016/06/29	300,000,000	2015/11/26
23044	J P Morgan SP BV	Stanchart European Warrants Jun 2017 A	0.152	78.95 per 94 units	2017/06/12	100,000,000	2015/11/26
23020	Macquarie Bank Ltd.	Chinares Cement European Wt Dec 2016 A	0.455	4.39 per unit	2016/12/15	22,000,000	2015/11/26
23016	Macquarie Bank Ltd.	Towngas China European Wts Jun 2016 A	0.759	6.08 per unit	2016/06/13	14,000,000	2015/11/26
23037	UBS AG	Kingsoft European Warrants Jun 2016 A	0.290	24.880	2016/06/27	100,000,000	2015/11/26
10370	BNP Paribas Arbit Issu B.V.	AUD/USD European Wts Sep 2016 A	0.250	0.75 per 1 units	2016/09/23	50,000,000	2015/11/27
10371	BNP Paribas Arbit Issu B.V.	AUD/USD Euro Put Wts Sep 2016 B	0.250	0.68 per 1 units	2016/09/23	50,000,000	2015/11/27
10366	BNP Paribas Arbit Issu B.V.	EUR/USD Euro Wts Sep 2016 A	0.250	1.15 per 1 units	2016/09/23	50,000,000	2015/11/27
10367	BNP Paribas Arbit Issu B.V.	EUR/USD Euro Put Wt Sep 2016 B	0.250	1 per 1 units	2016/09/23	50,000,000	2015/11/27
10368	BNP Paribas Arbit Issu B.V.	USD/YEN Euro Wts Sep 2016 A	0.250	130 per 1 units	2016/09/23	50,000,000	2015/11/27
10369	BNP Paribas Arbit Issu B.V.	USD/YEN Eur Put Wts Sep 2016 B	0.250	115 per 1 units	2016/09/23	50,000,000	2015/11/27
23057	Goldman Sachs SP (Asia)	HKEx European Warrants Jul 2016 A	0.166	238 per 100 units	2016/07/27	300,000,000	2015/11/27
23069	Goldman Sachs SP (Asia)	Ping An Euro Put Wts Apr 2016 B	0.184	40.000	2016/04/08	60,000,000	2015/11/27
23053	HK Bank	CSOP A50 ETF European Warrants Jul 2016 A	0.150	13.700	2016/07/20	180,000,000	2015/11/27
23052	HK Bank	CSOP A50 ETF European Warrants Dec 2016 B	0.150	14.520	2016/12/30	180,000,000	2015/11/27
23054	HK Bank	A50 China European Warrants Mar 2017 A	0.150	11.900	2017/03/24	180,000,000	2015/11/27
23055	HK Bank	HSI European Warrants May 2016 D	0.180	23,288 per 7,000 units	2016/05/30	180,000,000	2015/11/27
23056	HK Bank	Link REIT European Warrants Jul 2016 A	0.250	51.880	2016/07/29	50,000,000	2015/11/27
23047	Macquarie Bank Ltd.	AIA European Put Warrants May 2016 A	0.157	41.050	2016/05/04	65,000,000	2015/11/27
23060	Macquarie Bank Ltd.	Kingsoft European Warrants Jun 2016 A	0.313	28.880	2016/06/02	32,000,000	2015/11/27
23046	Macquarie Bank Ltd.	Tencent European Warrants Jun 2016 D	1.439	155.880	2016/06/02	10,000,000	2015/11/27
23063	SGA Societe Generale Acceptance N.V	Ch Oilfield Eu Wt Oct16A	0.190	9.880	2016/10/12	80,000,000	2015/11/27
23064	SGA Societe Generale Acceptance N.V	Haitong Sec Eu Wt Jun16B	0.265	16.180	2016/06/03	40,000,000	2015/11/27
23066	SGA Societe Generale Acceptance N.V.	KECL Eu Wt Sep 2016 A	0.840	7.50 per unit	2016/09/05	12,000,000	2015/11/27
23074	Credit Suisse AG	China Mobile European Put Wts Apr 2016 C	0.280	82.830	2016/04/22	70,000,000	2015/11/30

Newly listed derivative warrants (continued)

Code	Issuer	Name of issue	Issue prices (HK\$)	Strike level/ Subscription price (HK\$) per 10 units	Subscription/ exercise period	Unit issued on initial listing	Listing date
23086	J P Morgan SP BV	Galaxy Ent European Warrants Jul 2016 B	0.250	26.500	2016/07/05	100,000,000	2015/11/30
23091	BNP Paribas Arbit Issu B.V.	Ch Mobile Eu Put Wt Jul 2016 B	0.390	80.000	2016/07/05	30,000,000	2015/12/01
23089	BNP Paribas Arbit Issu B.V.	HSBC Euro Put Wts Jun 2016 A	0.290	58.000	2016/06/02	40,000,000	2015/12/01
23100	Credit Suisse AG	Sands China European Warrants Apr 2016 B	0.240	27.900	2016/04/29	80,000,000	2015/12/01
23113	Goldman Sachs SP (Asia)	BOCL European Warrants Aug 2016 A	0.342	3.38 per unit	2016/08/31	80,000,000	2015/12/01
23116	Goldman Sachs SP (Asia)	Sinopec Corp European Wts Apr 2016 A	0.365	5.28 per unit	2016/04/29	80,000,000	2015/12/01
23107	Goldman Sachs SP (Asia)	Galaxy Ent Euro Put Wts May 2016 C	0.175	19.880	2016/05/06	60,000,000	2015/12/01
23106	Goldman Sachs SP (Asia)	Haitong Sec Euro Wts Jul 2016 A	0.222	16.200	2016/07/29	60,000,000	2015/12/01
23099	UBS AG	Lenovo European Warrants Dec 2016 B	0.150	9.810	2016/12/20	100,000,000	2015/12/01
23123	BOCI Asia Ltd.	China Life European Warrants May 2016 A	0.240	30.000	2016/05/23	100,000,000	2015/12/02
23134	BOCI Asia Ltd.	CM Bank European Warrants Nov 2016 A	0.260	22.000	2016/11/28	100,000,000	2015/12/02
23120	BOCI Asia Ltd.	Tencent Holdings European Wts Feb 2017 A	0.250	168.88 per 100 units	2017/02/27	100,000,000	2015/12/02
23155	BNP Paribas Arbit Issu B.V.	Agricultural Bank Eu Wt Jun16A	0.170	3.33 per unit	2016/06/02	60,000,000	2015/12/02
23156	BNP Paribas Arbit Issu B.V.	Kingsoft Euro Wts Jul 2016 A	0.410	23.880	2016/07/05	50,000,000	2015/12/02
23144	Bank of East Asia	CNBM European Warrants Jul 2016 A	0.340	5.50 per unit	2016/07/04	30,000,000	2015/12/02
23152	Bank of East Asia	CNOOC European Warrants May 2018 A	0.160	10.900	2018/05/28	65,000,000	2015/12/02
23178	Goldman Sachs SP (Asia)	Agri Bk European Wts Jul 2016 A	0.269	2.88 per unit	2016/07/29	80,000,000	2015/12/02
23187	Goldman Sachs SP (Asia)	CC Bank European Wts Jul 2016 A	0.425	5.38 per unit	2016/07/29	100,000,000	2015/12/02
23176	Goldman Sachs Sp (Asia)	ICBC European Warrants Jul 2016 A	0.415	4.65 per unit	2016/07/29	100,000,000	2015/12/02
23170	UBS AG	BYD European Warrants Sep 2017 A	0.250	51.88 per 100 units	2017/09/25	300,000,000	2015/12/02
23167	UBS AG	HKEx European Warrants Jul 2016 A	0.197	238.20 per 100 units	2016/07/27	300,000,000	2015/12/02
23165	UBS AG	HKEx European Warrants Dec 2016 A	0.250	253.88 per 100 units	2016/12/28	300,000,000	2015/12/02
23169	UBS AG	Tencent Holdings European Warrants Apr 2017 A	0.250	173 per 100 units	2017/04/10	300,000,000	2015/12/02
23201	Credit Suisse AG	Ch Comm Cons European Warrants Sep 2016 A	0.160	10.000	2016/09/29	70,000,000	2015/12/03
23203	Credit Suisse AG	CRRC European Warrants May 2016 A	0.170	11.400	2016/05/23	70,000,000	2015/12/03
23232	Goldman Sachs SP (Asia)	CITIC European Warrants Jun 2016 A	0.719	16.88 per unit	2016/06/30	70,000,000	2015/12/03
23248	Goldman Sachs SP (Asia)	CITIC European Warrants May 2017 A	0.190	15.880	2017/05/04	80,000,000	2015/12/03
23241	Goldman Sachs SP (Asia)	China Tel European Wts Jun 2016 A	0.369	4.08 per unit	2016/06/30	60,000,000	2015/12/03
23235	Goldman Sachs SP (Asia)	China Unicom Euro Wts Dec 2017 A	0.250	9.880	2017/12/29	80,000,000	2015/12/03
23194	Goldman Sachs SP (Asia)	HSI European Put Wts Apr 2016 F	0.170	22,600 per 8,000 units	2016/04/28	150,000,000	2015/12/03
23220	Goldman Sachs SP (Asia)	Link REIT European Wts Jul 2016 A	0.409	49.880	2016/07/05	60,000,000	2015/12/03
23223	Goldman Sachs SP (Asia)	PetroChina European Put Wts Jun16A	0.465	5.18 per unit	2016/06/03	60,000,000	2015/12/03
23222	Goldman Sachs SP (Asia)	SHK Ppt European Put Wt Jun 2016 A	0.501	85.000	2016/06/30	20,000,000	2015/12/03
23256	J P Morgan SP BV	Anta Sports European Warrants Sep 2016 A	0.357	26.880	2016/09/01	60,000,000	2015/12/03
23253	J P Morgan SP BV	ICBC European Warrants Oct 2016 A	0.251	5.50 per unit	2016/10/03	100,000,000	2015/12/03
23270	J P Morgan SP BV	Tencent European Warrants Mar 2017 A	0.250	170.88 per 100 units	2017/03/02	200,000,000	2015/12/03
23282	J P Morgan SP BV	Tencent European Put Warrants Feb 2017 A	0.251	150 per 100 units	2017/02/02	200,000,000	2015/12/03
23255	J P Morgan SP BV	Tingyi European Warrants Dec 2017 A	0.255	13.680	2017/12/29	60,000,000	2015/12/03
23206	UBS AG	CC Bank European Warrants Apr 2016 A	0.183	6.51 per unit	2016/04/27	100,000,000	2015/12/03
23207	UBS AG	CC Bank European Warrants Jul 2016 A	0.325	5.98 per unit	2016/07/18	100,000,000	2015/12/03
23210	UBS AG	ICBC European Warrants Apr 2016 A	0.187	5.59 per unit	2016/04/27	100,000,000	2015/12/03
23212	UBS AG	Tencent Holdings European Put Warrants Jun 2016 D	0.150	144.98 per 100 units	2016/06/27	500,000,000	2015/12/03
23355	BNP Paribas Arbit Issu B.V.	HKEx European Wts Jul 2016 D	0.190	213.80 per 100 units	2016/07/05	70,000,000	2015/12/04

Newly listed derivative warrants (continued)

Code	Issuer	Name of issue	Issue prices (HK\$)	Strike level/ Subscription price (HK\$) per 10 units	Subscription/ exercise period	Unit issued on initial listing	Listing date
23380	Credit Suisse AG	HSI European Warrants Mar 2016 J	0.150	23,000 per 6,800 units	2016/03/30	150,000,000	2015/12/04
23301	HK Bank	Tencent European Warrants Sep 2016 A	0.160	160.98 per 100 units	2016/09/30	180,000,000	2015/12/04
23389	J P Morgan SP BV	China Mob European Wts Jul 2016 A	0.479	94.100	2016/07/04	100,000,000	2015/12/04
23383	J P Morgan SP BV	HSI European Warrants Jul 2016 B	0.251	23,600 per 6,300 units	2016/07/28	300,000,000	2015/12/04
23387	J P Morgan SP BV	Ping An European Warrants Jun 2016 B	0.251	47.000	2016/06/06	100,000,000	2015/12/04
23312	J P Morgan SP BV	Tencent European Warrants Jun 2017 A	0.251	180 per 100 units	2017/06/02	200,000,000	2015/12/04
23350	Macquarie Bank Ltd.	Agricultural Bk Euro Warrants Jul 2016 A	0.286	3.08 per unit	2016/07/05	35,000,000	2015/12/04
23286	Macquarie Bank Ltd.	Henderson Land Dev Euro Wts Aug 2016 A	0.376	58.880	2016/08/02	27,000,000	2015/12/04
23351	SGA Societe Generale Acceptance N.V.	CNBM Eu Wt Aug 2016 A	0.500	5 per unit	2016/08/03	20,000,000	2015/12/04
23314	SGA Societe Generale Acceptance N.V.	COVS Eu Wts Jun 2016 A	0.295	27.500	2016/06/03	50,000,000	2015/12/04
23332	SGA Societe Generale Acceptance NV	Chi Res Land Eu Wt Aug16A	0.335	24.000	2016/08/03	40,000,000	2015/12/04
23337	SGA Societe Generale Acceptance N.V.	CTel Eu Wt Aug 2016 A	0.290	4.80 per unit	2016/08/03	35,000,000	2015/12/04
23353	SGA Societe Generale Acceptance N.V.	HKEEx Eu Put Wt Jun16D	0.250	205.88 per 100 units	2016/06/03	200,000,000	2015/12/04
23291	SGA Societe Generale Acceptance N.V.	HSI Eur Wt Apr 2016 E	0.150	23,300 per 6,200 units	2016/04/28	150,000,000	2015/12/04
23287	SGA Societe Generale Acceptance N.V.	HSI Eur Wt May 2016 E	0.210	22,700 per 6,000 units	2016/05/30	150,000,000	2015/12/04
23345	SGA Societe Generale Acceptance N.V.	KECL Eu Wt Oct 2016 A	0.840	8.50 per unit	2016/10/05	12,000,000	2015/12/04
23354	SGA Societe Generale Acceptance N.V.	Kingsoft Eu Wt Oct16A	0.385	26.000	2016/10/05	40,000,000	2015/12/04
23342	SGA Societe Generale Acceptance N.V.	Ch Vanke Eu Wts Oct 16A	0.275	23.880	2016/10/05	50,000,000	2015/12/04
23368	UBS AG	BYD European Warrants Jun 2016 A	0.420	60.880	2016/06/13	50,000,000	2015/12/04
23364	UBS AG	China Life European Warrants May 2016 B	0.176	32.030	2016/05/23	100,000,000	2015/12/04
23377	UBS AG	ICBC European Warrants May 2016 A	0.350	5.01 per unit	2016/05/06	100,000,000	2015/12/04
23375	UBS AG	China Vanke European Warrants Aug 2016 A	0.310	21.880	2016/08/08	100,000,000	2015/12/04
23425	BNP Paribas Arbit Issu B.V.	CSOP A50 ETF Eu Wts Jan 2017 A	0.150	12.800	2017/01/03	150,000,000	2015/12/07
23422	BNP Paribas Arbit Issu B.V.	A50 China Euro Wts Dec 2016 B	0.150	11.000	2016/12/02	100,000,000	2015/12/07
23419	Credit Suisse AG	Sinopec Corp European Warrants Jun 2016 A	0.260	5.29 per unit	2016/06/30	80,000,000	2015/12/07
23418	Credit Suisse AG	Ping An European Warrants Apr 2016 A	0.220	46.000	2016/04/29	80,000,000	2015/12/07
23433	Goldman Sachs SP (Asia)	Sinopec Corp European Wts Jun 2016 B	0.403	4.99 per unit	2016/06/30	80,000,000	2015/12/07
23426	Goldman Sachs SP (Asia)	Stanchart European Wts Jul 2016 A	0.534	73.800	2016/07/28	40,000,000	2015/12/07
23391	HK Bank	Sinopec Corp European Warrants Jul 2016 A	0.350	5 per unit	2016/07/05	80,000,000	2015/12/07
23403	HK Bank	Zijin Mining European Warrants Jul 2016 A	0.250	2.18 per unit	2016/07/05	50,000,000	2015/12/07
23421	J P Morgan SP BV	China Life European Warrants May 2016 C	0.240	27.900	2016/05/04	100,000,000	2015/12/07
23420	J P Morgan SP BV	CSOP A50 ETF European Warrants Apr 2016 B	0.491	13 per unit	2016/04/29	100,000,000	2015/12/07
23406	Macquarie Bank Ltd.	BOCL European Warrants Jun 2016 A	0.286	3.68 per unit	2016/06/06	35,000,000	2015/12/07
23404	Macquarie Bank Ltd.	China Life European Wts Jul 2016 B	0.286	27.880	2016/07/05	35,000,000	2015/12/07
23407	SGA Societe Generale Acceptance N.V.	BYD Eu Wt Mar 2018 A	0.200	46 per 100 units	2018/03/05	200,000,000	2015/12/07
23408	SGA Societe Generale Acceptance NV	NewWorld Dev Eu Wt Sep16A	0.770	8.50 per unit	2016/09/05	13,000,000	2015/12/07
23414	SGA Societe Generale Acceptance N.V.	SHK P Eu Wt Aug 2016A	0.510	110.000	2016/08/03	30,000,000	2015/12/07
23470	Goldman Sachs SP (Asia)	HSCEI European Warrants May 2016 C	0.207	10,000 per 4,000 units	2016/05/30	150,000,000	2015/12/08
23472	Goldman Sachs SP (Asia)	Tencent European Wt May 2016 C	0.880	166.980	2016/05/04	80,000,000	2015/12/08
23443	HK Bank	Anhui Conch European Warrants Jun 2016 A	0.150	25.980	2016/06/30	80,000,000	2015/12/08
23442	HK Bank	China Shenhua European Warrants Dec 2016 A	0.150	13.990	2016/12/20	80,000,000	2015/12/08
23445	HK Bank	Dongfeng Motor European Warrants Oct 2016 A	0.150	12.480	2016/10/31	80,000,000	2015/12/08
23439	HK Bank	Wanda Comm European Warrants Dec 2017 A	0.180	55.93 per 100 units	2017/12/20	80,000,000	2015/12/08

Newly listed derivative warrants (continued)

Code	Issuer	Name of issue	Issue prices (HK\$)	Strike level/ Subscription price (HK\$) per 10 units	Subscription/ exercise period	Unit issued on initial listing	Listing date
23491	J P Morgan SP BV	CC Bank European Wts Oct 2016 A	0.255	6.18 per unit	2016/10/03	100,000,000	2015/12/08
23489	J P Morgan SP BV	CITIC Bank European Warrants Oct 2016 A	0.293	5.68 per unit	2016/10/03	100,000,000	2015/12/08
23480	J P Morgan SP BV	CKH European Put Warrants Jul 2016 A	0.509	92.880	2016/07/05	100,000,000	2015/12/08
23484	J P Morgan SP BV	Sinopec Corp European Warrants Oct 2016 A	0.305	5.68 per unit	2016/10/03	100,000,000	2015/12/08
23488	J P Morgan SP BV	PetroChina European Warrants Aug 2016 A	0.280	6.68 per unit	2016/08/02	100,000,000	2015/12/08
23482	J P Morgan SP BV	SHK Ppt European Warrants Aug 2016 A	0.863	108.880	2016/08/01	60,000,000	2015/12/08
23477	J P Morgan SP BV	China Vanke European Warrants Aug 2016 A	0.272	23.880	2016/08/01	80,000,000	2015/12/08
23449	Macquarie Bank Ltd.	CC Bank European Warrants May 2016 A	0.408	5.47 per unit	2016/05/04	25,000,000	2015/12/08
23447	Macquarie Bank Ltd.	PWR Assets European Wts Nov 2016 A	0.618	79.880	2016/11/02	17,000,000	2015/12/08
23448	SGA Societe Generale Acceptance N.V.	Link REIT Eu Wt Oct16A	0.360	52.880	2016/10/05	28,000,000	2015/12/08
23467	UBS AG	CSOP A50 ETF European Warrants Dec 2016 A	0.150	13.000	2016/12/21	300,000,000	2015/12/08
23464	UBS AG	A50 China European Warrants Mar 2017 A	0.150	11.900	2017/03/24	300,000,000	2015/12/08
23460	UBS AG	Ping An European Warrants May 2016 A	0.155	51.930	2016/05/26	100,000,000	2015/12/08
23463	UBS AG	Ping An European Warrants Mar 2017 A	0.150	44.49 per 50 units	2017/03/27	300,000,000	2015/12/08
23458	UBS AG	Sands China European Warrants Jul 2016 A	0.150	32.930	2016/07/04	70,000,000	2015/12/08
23517	BNP Paribas Arbit Issu B.V.	HSI European Wts Jun 2016 A	0.270	22,000 per 7,000 units	2016/06/29	100,000,000	2015/12/09
23522	BNP Paribas Arbit Issu B.V.	HSI European Wts Aug 2016 A	0.270	22,600 per 7,000 units	2016/08/30	100,000,000	2015/12/09
23523	BNP Paribas Arbit Issu B.V.	HSI European Wts Sep 2016 A	0.260	23,200 per 7,000 units	2016/09/29	100,000,000	2015/12/09
23524	BNP Paribas Arbit Issu B.V.	HSI Euro Put Wts Jun 2016 B	0.260	21,600 per 7,000 units	2016/06/29	100,000,000	2015/12/09
23535	BNP Paribas Arbit Issu B.V.	HSI Euro Put Wts Aug 2016 B	0.260	21,000 per 7,000 units	2016/08/30	100,000,000	2015/12/09
23538	BNP Paribas Arbit Issu B.V.	HSI Euro Put Wts Sep 2016 B	0.250	20,600 per 7,000 units	2016/09/29	100,000,000	2015/12/09
23600	Goldman Sachs SP (Asia)	Ch Overseas European Wts Jul 2016 A	0.279	31.880	2016/07/04	60,000,000	2015/12/09
23599	Goldman Sachs SP (Asia)	Chi Res Land Euro Wts Aug 2016 A	0.321	26.580	2016/08/31	60,000,000	2015/12/09
23625	Goldman Sachs SP (Asia)	NCI European Warrants Sep 2016 A	0.475	39.880	2016/09/30	40,000,000	2015/12/09
23654	J P Morgan SP BV	Belle Int'l European Warrants Dec 2017 A	0.251	8.500	2017/12/29	100,000,000	2015/12/09
23656	J P Morgan SP BV	China EB Int'l European Wts Nov 2016 A	0.250	14.500	2016/11/02	100,000,000	2015/12/09
23627	J P Morgan SP BV	CGN Power European Warrants Aug 2016 A	0.592	3.50 per unit	2016/08/01	60,000,000	2015/12/09
23646	J P Morgan SP BV	CITIC Sec European Warrants Aug 2016 A	0.304	22.000	2016/08/01	100,000,000	2015/12/09
23644	J P Morgan SP BV	CNBM European Warrants Jul 2016 A	0.360	5.20 per unit	2016/07/04	60,000,000	2015/12/09
23651	J P Morgan SP BV	Ch Oilfield Euro Wts Oct 2016 A	0.187	9.880	2016/10/11	80,000,000	2015/12/09
23653	J P Morgan SP BV	Chsouthcity European Warrants Dec 2016 A	0.470	2.20 per unit	2016/12/30	30,000,000	2015/12/09
23647	J P Morgan SP BV	Haitong Sec European Warrants Aug 2016 A	0.253	16.160	2016/08/02	100,000,000	2015/12/09
23639	J P Morgan SP BV	NCI European Warrants Aug 2016 A	0.387	42.000	2016/08/02	60,000,000	2015/12/09
23493	Macquarie Bank Ltd.	China Life European Wts Jul 2016 C	0.193	31.030	2016/07/05	52,000,000	2015/12/09
23508	Macquarie Bank Ltd.	Chi Res Power European Wts Oct 2016 A	0.261	19.880	2016/10/04	39,000,000	2015/12/09
23496	Macquarie Bank Ltd.	Tencent European Warrants Jan 2017 A	0.200	160.08 per 100 units	2017/01/04	50,000,000	2015/12/09
23547	SGA Societe Generale Acceptance N.V.	BYD Eu Wt Oct 2017 A	0.200	51.88 per 100 units	2017/10/03	200,000,000	2015/12/09
23549	SGA Societe Generale Acceptance N.V.	COVS Eu Wts Sep 2016 B	0.250	33.880	2016/09/05	40,000,000	2015/12/09
23550	SGA Societe Generale Acceptance N.V.	CPIC Eur Wt Jul 2016 A	0.385	36.880	2016/07/06	30,000,000	2015/12/09
23551	SGA Societe Generale Acceptance NV	Chi Res Land Eu Wt Oct16A	0.275	28.880	2016/10/05	40,000,000	2015/12/09
23569	SGA Societe Generale Acceptance N.V.	Li & Fung Eu Wt Aug16 A	0.560	6 per unit	2016/08/03	18,000,000	2015/12/09
23579	UBS AG	CNOOC European Warrants Jun 2016 B	0.390	10.90 per unit	2016/06/28	50,000,000	2015/12/09
23571	UBS AG	Sinopec Corp European Warrants Jun 2016 A	0.475	4.88 per unit	2016/06/20	60,000,000	2015/12/09

Newly listed derivative warrants (continued)

Code	Issuer	Name of issue	Issue prices (HK\$)	Strike level/ Subscription price (HK\$) per 10 units	Subscription/ exercise period	Unit issued on initial listing	Listing date
23591	UBS AG	HKEx European Warrants May 2017 A	0.210	250.20 per 100 units	2017/05/29	300,000,000	2015/12/09
23716	Credit Suisse AG	China Life European Put Wts Apr 2016 B	0.180	25.380	2016/04/26	70,000,000	2015/12/10
23714	Credit Suisse AG	GCL-Poly Energy European Wts Jun 2016 A	0.250	1.80 per unit	2016/06/30	50,000,000	2015/12/10
23683	Credit Suisse AG	HSI European Warrants May 2016 A	0.150	24,400 per 7,000 units	2016/05/30	150,000,000	2015/12/10
23715	Credit Suisse AG	Ping An European Put Warrants Apr 2016 B	0.190	40.000	2016/04/29	70,000,000	2015/12/10
23750	Credit Suisse AG	Stanchart European Warrants Jun 2016 A	0.530	68.880	2016/06/10	50,000,000	2015/12/10
23718	J P Morgan SP BV	HSCEI European Wts Jul 2016 B	0.150	11,200 per 3,500 units	2016/07/28	200,000,000	2015/12/10
23719	J P Morgan SP BV	Tracker Fund European Warrants Sep 2016 A	0.157	26.000	2016/09/30	100,000,000	2015/12/10
23673	Macquarie Bank Ltd.	CC Bank European Warrants Jul 2016 A	0.259	6.18 per unit	2016/07/05	39,000,000	2015/12/10
23674	Macquarie Bank Ltd.	China Coal European Wts Oct 2016 A	0.556	3.88 per unit	2016/10/04	18,000,000	2015/12/10
23720	Macquarie Bank Ltd.	China Overseas European Wts Aug 2016 A	0.250	36.680	2016/08/02	40,000,000	2015/12/10
23721	Macquarie Bank Ltd.	ICBC European Warrants May 2016 B	0.150	5.58 per unit	2016/05/04	67,000,000	2015/12/10
23748	UBS AG	China Cinda European Warrants Aug 2016 A	0.425	3.48 per unit	2016/08/08	50,000,000	2015/12/10
23745	UBS AG	CKP European Warrants Jul 2016 A	0.410	58.880	2016/07/18	50,000,000	2015/12/10
23744	UBS AG	China Mobile European Warrants Jun 2016 B	0.570	103.880	2016/06/20	100,000,000	2015/12/10
23734	UBS AG	China Mobile European Warrants Nov 2017 A	0.170	95.05 per 100 units	2017/11/27	300,000,000	2015/12/10
23749	UBS AG	China Overseas European Warrants Jul 2016 A	0.300	31.880	2016/07/11	70,000,000	2015/12/10
23726	UBS AG	China Tel European Warrants Jun 2016 B	0.335	4.08 per unit	2016/06/27	40,000,000	2015/12/10
23758	Credit Suisse AG	Agricultural Bank European Wts May 2016 A	0.150	3.33 per unit	2016/05/30	70,000,000	2015/12/11
23756	Credit Suisse AG	CRCC European Warrants Apr 2016 A	0.150	11.880	2016/04/25	70,000,000	2015/12/11
23793	Goldman Sachs SP (Asia)	Minsheng Bank Euro Wts Jul 2016 A	0.475	8.38 per unit	2016/07/29	40,000,000	2015/12/11
23772	Goldman Sachs SP (Asia)	HS H-SHARE European Wts Jun 2016 A	0.425	108.880	2016/06/29	80,000,000	2015/12/11
23784	Goldman Sachs SP (Asia)	HS H-SHARE European Wts Sep 2016 A	0.257	126.880	2016/09/29	80,000,000	2015/12/11
23766	J P Morgan SP BV	China Cinda European Warrants Aug 2016 A	0.256	3.10 per unit	2016/08/01	80,000,000	2015/12/11
23771	J P Morgan SP BV	GCL-Poly European Warrants Aug 2016 A	0.258	1.75 per unit	2016/08/02	60,000,000	2015/12/11
23753	J P Morgan SP BV	HSI European Warrants Mar 2016 H	0.151	22,400 per 8,000 units	2016/03/30	200,000,000	2015/12/11
23752	Macquarie Bank Ltd.	CNOOC European Warrants Jul 2016 B	0.558	11.88 per unit	2016/07/05	18,000,000	2015/12/11
18070*	Goldman Sachs SP (Asia)	HKEx European Warrants Jun 2016 B	0.091	228.10 per 100 units	2016/06/01	150,000,000	2015/12/11
23796	BNP Paribas Arbit Issu B.V.	CKH European Wts Jul 2016 A	0.250	125.800	2016/07/05	50,000,000	2015/12/14
23804	BNP Paribas Arbit Issu B.V.	CKP European Warrants May 16 A	0.240	60.000	2016/05/04	50,000,000	2015/12/14
23833	BNP Paribas Arbit Issu B.V.	CRCC European Wts Jul 2016 A	0.160	11.300	2016/07/05	65,000,000	2015/12/14
23807	BNP Paribas Arbit Issu B.V.	GCL-Poly Euro Wts Jul 2016 A	0.250	1.82 per unit	2016/07/05	40,000,000	2015/12/14
23827	BNP Paribas Arbit Issu B.V.	Li & Fung Euro Wts Jul 2016 B	0.340	6.28 per unit	2016/07/05	30,000,000	2015/12/14
10372	BNP Paribas Arbit Issu B.V.	Oil Futures Euro Wt Nov 2016 A	0.250	48 per 300 units	2016/11/17	50,000,000	2015/12/14
10373	BNP Paribas Arbit Issu B.V.	Oil Futures Eu Put Wt Nov 16 B	0.250	46 per 300 units	2016/11/17	50,000,000	2015/12/14
23834	BNP Paribas Arbit Issu B.V.	Tencent Hldgs Eu Wt Dec 2016 B	0.250	153.80 per 100 units	2016/12/02	100,000,000	2015/12/14
23820	Goldman Sachs SP (Asia)	Sands China Euro Wts Jul 2016 A	0.252	30.800	2016/07/29	100,000,000	2015/12/14
23848	J P Morgan SP BV	Sh Electric European Warrants Sep 2016 A	0.151	6.880	2016/09/06	70,000,000	2015/12/14
23814	Macquarie Bank Ltd.	PetroChina European Wts Jul 2016 A	0.500	5.88 per unit	2016/07/05	20,000,000	2015/12/14
10374	SGA Societe Generale Acceptance NV	Nikkei 225 Eu Wt Dec 16 B	0.250	20,000 per 520 units	2016/12/09	150,000,000	2015/12/14
23841	UBS AG	HSI European Warrants May 2016 C	0.150	23,200 per 7,000 units	2016/05/30	300,000,000	2015/12/14
23836	UBS AG	Stanchart European Warrants Jun 2016 A	0.430	77.880	2016/06/20	50,000,000	2015/12/14
23870	BNP Paribas Arbit Issu B.V.	Sinopec Corp Eu Wts Jun 2016 A	0.300	5.25 per unit	2016/06/02	50,000,000	2015/12/15

Newly listed derivative warrants (continued)

Code	Issuer	Name of issue	Issue prices (HK\$)	Strike level/ Subscription price (HK\$) per 10 units	Subscription/ exercise period	Unit issued on initial listing	Listing date
23858	BNP Paribas Arbit Issu B.V.	PetroCh Euro Wts Aug 2016 A	0.440	6 per unit	2016/08/02	40,000,000	2015/12/15
23920	Credit Suisse AG	China Life European Warrants May 2016 B	0.160	27.880	2016/05/04	80,000,000	2015/12/15
23935	Credit Suisse AG	China Mobile European Warrants Jul 2016 A	0.250	104.880	2016/07/05	80,000,000	2015/12/15
23937	Credit Suisse AG	CNOOC European Warrants Jul 2016 B	0.410	9.88 per unit	2016/07/05	60,000,000	2015/12/15
23912	Credit Suisse AG	HKEx European Warrants Jun 2016 E	0.150	213.88 per 100 units	2016/06/30	180,000,000	2015/12/15
23927	Credit Suisse AG	HSBC European Wts May 2016 A	0.150	65.000	2016/05/04	120,000,000	2015/12/15
23931	Credit Suisse AG	HSBC European Wts Jul 2016 A	0.250	62.880	2016/07/05	120,000,000	2015/12/15
23915	Credit Suisse AG	ICBC European Warrants May 2016 A	0.150	5.26 per unit	2016/05/04	80,000,000	2015/12/15
23917	Credit Suisse AG	Ping An European Warrants Jun 2016 B	0.150	50.100	2016/06/02	80,000,000	2015/12/15
23939	Goldman Sachs SP (Asia)	Sinopec Corp European Wts Jun 2016 C	0.254	5.50 per unit	2016/06/30	80,000,000	2015/12/15
23944	Goldman Sachs SP (Asia)	PetroChina European Wts Jun 2016 B	0.546	5.50 per unit	2016/06/30	80,000,000	2015/12/15
23938	Goldman Sachs SP (Asia)	Tracker Fund European Wts Mar 17 A	0.253	22.000	2017/03/30	80,000,000	2015/12/15
23967	J P Morgan SP BV	CRRC European Warrants Oct 2016 A	0.251	11.680	2016/10/03	100,000,000	2015/12/15
23968	J P Morgan SP BV	HKEx European Warrants Sep 2016 C	0.155	215 per 100 units	2016/09/09	200,000,000	2015/12/15
10375	J P Morgan SP BV	N225 Index Euro Wts Dec 2016 A	0.151	21,000 per 550 units	2016/12/09	100,000,000	2015/12/15
23969	J P Morgan SP BV	PetroChina European Warrants Aug 2016 B	0.378	5.78 per unit	2016/08/01	100,000,000	2015/12/15
23872	Macquarie Bank Ltd.	MTRC European Warrants Dec 2016 A	0.300	39.880	2016/12/02	34,000,000	2015/12/15
23891	SGA Societe Generale Acceptance N.V.	BOCom Eu Wt Aug 2016A	0.400	5.88 per unit	2016/08/03	25,000,000	2015/12/15
23900	SGA Societe Generale Acceptance N.V.	Ch Mob Eu Wt May 16 C	0.315	100.000	2016/05/05	80,000,000	2015/12/15
23901	SGA Societe Generale Acceptance N.V.	CNOOC Eu Put Wt Dec17A	0.250	8.500	2017/12/05	300,000,000	2015/12/15
23909	SGA Societe Generale Acceptance N.V.	CP&CC Eu Wt Aug 2016B	0.380	4.80 per unit	2016/08/03	80,000,000	2015/12/15
23876	SGA Societe Generale Acceptance N.V.	HSI Eur Wt Mar 2016 G	0.155	21,400 per 9,000 units	2016/03/30	150,000,000	2015/12/15
23885	SGA Societe Generale Acceptance N.V.	HSI Eu Put Wt Sep 16 A	0.250	20,500 per 6,000 units	2016/09/29	150,000,000	2015/12/15
23905	SGA Societe Generale Acceptance N.V.	Petch Eu Put Wt Aug16A	0.500	4.80 per unit	2016/08/03	60,000,000	2015/12/15
23946	UBS AG	Anhui Conch European Warrants Jul 2016 A	0.150	26.850	2016/07/05	70,000,000	2015/12/15
23954	UBS AG	CAM CSI300 European Warrants May 2016 A	0.215	49.930	2016/05/04	50,000,000	2015/12/15
23945	UBS AG	HKEx European Warrants Jun 2016 F	0.151	218.20 per 100 units	2016/06/22	300,000,000	2015/12/15
23962	UBS AG	HSBC European Warrants Jun 2016 C	0.250	64.000	2016/06/14	100,000,000	2015/12/15
23957	UBS AG	HSCEI European Warrants May 2016 A	0.150	10,000 per 4,000 units	2016/05/30	200,000,000	2015/12/15
23964	UBS AG	HSCEI European Warrants Jun 2016 B	0.250	9,200 per 5,000 units	2016/06/29	200,000,000	2015/12/15
23960	UBS AG	HSCEI European Put Warrants Dec 2016 A	0.156	8,200 per 5,000 units	2016/12/29	200,000,000	2015/12/15
23961	UBS AG	Ping An European Warrants Apr 2016 B	0.250	46.050	2016/04/27	100,000,000	2015/12/15
23950	UBS AG	China Vanke European Warrants Jul 2016 A	0.250	24.880	2016/07/11	100,000,000	2015/12/15
24026	Credit Suisse AG	CITIC European Warrants Jul 2016 A	0.150	14.900	2016/07/29	100,000,000	2015/12/16
24029	Credit Suisse AG	CITIC Sec European Warrants Jul 2016 A	0.260	20.380	2016/07/29	80,000,000	2015/12/16
24027	Credit Suisse AG	Fosun Intl European Warrants Jul 2016 A	0.160	15.900	2016/07/05	80,000,000	2015/12/16
24033	Credit Suisse AG	HS H-SHARE European Warrants Jun 2016 A	0.190	115.100	2016/06/02	60,000,000	2015/12/16
24031	Credit Suisse AG	Haitong Sec European Warrants May 2016 A	0.160	15.100	2016/05/30	80,000,000	2015/12/16
24032	Credit Suisse AG	China Vanke European Warrants Jul 2016 A	0.300	25.380	2016/07/05	80,000,000	2015/12/16
24000	Goldman Sachs SP (Asia)	HSI European Warrants Apr 2016 G	0.151	21,800 per 9,000 units	2016/04/28	150,000,000	2015/12/16
24057	Goldman Sachs SP (Asia)	China Vanke European Wts Jul 2016A	0.387	23.000	2016/07/28	60,000,000	2015/12/16
24045	Goldman Sachs SP (Asia)	China Vanke European Wts Nov 2016A	0.446	24.800	2016/11/29	60,000,000	2015/12/16
23979	HK Bank	China Life European Warrants Jun 2016 D	0.250	26.280	2016/06/30	80,000,000	2015/12/16

Newly listed derivative warrants (continued)

Code	Issuer	Name of issue	Issue prices (HK\$)	Strike level/ Subscription price (HK\$) per 10 units	Subscription/ exercise period	Unit issued on initial listing	Listing date
23985	HK Bank	CSR Times European Warrants Dec 2017 A	0.250	53.88 per 100 units	2017/12/29	80,000,000	2015/12/16
23974	HK Bank	HSCEI European Put Warrants May 2016 A	0.160	9,388 per 4,000 units	2016/05/30	180,000,000	2015/12/16
23975	HK Bank	HSI European Warrants May 2016 E	0.150	24,288 per 7,000 units	2016/05/30	180,000,000	2015/12/16
23970	HK Bank	HSI European Warrants Jun 2016 C	0.150	25,288 per 6,300 units	2016/06/29	180,000,000	2015/12/16
23983	HK Bank	PetroChina European Warrants Jul 2016 A	0.450	5.68 per unit	2016/07/29	80,000,000	2015/12/16
23981	HK Bank	Ping An European Warrants May 2016 A	0.240	47.050	2016/05/30	80,000,000	2015/12/16
23987	HK Bank	Ping An European Warrants Jun 2016 A	0.250	49.380	2016/06/30	80,000,000	2015/12/16
23984	HK Bank	Ping An European Warrants Dec 2016 C	0.150	41.15 per 50 units	2016/12/30	180,000,000	2015/12/16
23986	HK Bank	Ping An European Warrants Mar 2017 A	0.150	44.48 per 50 units	2017/03/31	180,000,000	2015/12/16
23989	Macquarie Bank Ltd.	CNBM European Warrants Aug 2016 A	0.770	3.88 per unit	2016/08/02	13,000,000	2015/12/16
23997	Macquarie Bank Ltd.	HSBC European Warrants May 2016 A	0.150	65.000	2016/05/04	67,000,000	2015/12/16
23988	Macquarie Bank Ltd.	Stanchart European Warrants Sep 2016 A	0.669	68.880	2016/09/02	15,000,000	2015/12/16
24022	SGA Societe Generale Acceptance N.V.	CRCC Eu Wt Mar 2017 A	0.250	13.000	2017/03/03	80,000,000	2015/12/16
24019	SGA Societe Generale Acceptance N.V.	CRRC Euro Wts Nov16 A	0.250	11.180	2016/11/03	80,000,000	2015/12/16
24013	SGA Societe Generale Acceptance N.V.	Shenhua Eu Wt Jan 17 A	0.150	13.980	2017/01/05	100,000,000	2015/12/16
24020	SGA Societe Generale Acceptance N.V.	Esprit Eu Wt Feb 17 A	0.250	9.500	2017/02/03	100,000,000	2015/12/16
24041	UBS AG	China EB Int'l European Warrants Sep 2016 A	0.250	13.880	2016/09/26	40,000,000	2015/12/16
24043	UBS AG	China Shenhua European Warrants Dec 2016 A	0.151	14.000	2016/12/20	70,000,000	2015/12/16
24039	UBS AG	Link REIT European Warrants Jul 2016 B	0.295	52.380	2016/07/25	40,000,000	2015/12/16
24112	BNP Paribas Arbit Issu B.V.	China Life Euro Wts Aug 2016 B	0.250	26.280	2016/08/02	60,000,000	2015/12/17
24115	BNP Paribas Arbit Issu B.V.	Ch Mobile Euro Wts May 2016 A	0.310	99.990	2016/05/04	40,000,000	2015/12/17
24120	BNP Paribas Arbit Issu B.V.	Fosun Intl European Wts Jul16A	0.210	13.800	2016/07/05	100,000,000	2015/12/17
24113	BNP Paribas Arbit Issu B.V.	HKEx European Wts Jul 2016 E	0.230	188 per 100 units	2016/07/05	80,000,000	2015/12/17
24119	BNP Paribas Arbit Issu B.V.	ICBC European Wts Oct 2016 B	0.300	4.98 per unit	2016/10/04	50,000,000	2015/12/17
24114	BNP Paribas Arbit Issu B.V.	Ping An European Wt Jun 2016 B	0.260	46.380	2016/06/02	50,000,000	2015/12/17
24128	Credit Suisse AG	Anhui Conch European Warrants May 2016 A	0.150	24.900	2016/05/30	70,000,000	2015/12/17
24133	Credit Suisse AG	Ch Overseas European Warrants Jul 2016 A	0.250	30.800	2016/07/05	50,000,000	2015/12/17
24131	Credit Suisse AG	China Tel European Warrants May 2016 B	0.190	4.19 per unit	2016/05/30	60,000,000	2015/12/17
24138	Credit Suisse AG	HSI European Warrants Apr 2016 C	0.150	22,700 per 6,300 units	2016/04/28	150,000,000	2015/12/17
24137	Credit Suisse AG	HSI European Warrants May 2016 B	0.150	23,300 per 7,000 units	2016/05/30	150,000,000	2015/12/17
24142	Credit Suisse AG	HSI European Put Warrants Apr 2016 D	0.170	21,500 per 6,500 units	2016/04/28	150,000,000	2015/12/17
24136	Credit Suisse AG	Kingsoft European Warrants Jul 2016 A	0.250	24.180	2016/07/05	50,000,000	2015/12/17
24129	Credit Suisse AG	ZTE European Warrants Aug 2016 A	0.180	20.880	2016/08/08	60,000,000	2015/12/17
24199	Goldman Sachs SP (Asia)	Sinopec Corp European Wts Jun 2016 D	0.460	4.50 per unit	2016/06/30	80,000,000	2015/12/17
24202	Goldman Sachs SP (Asia)	Ping An European Wts Apr 2016 C	0.387	41.930	2016/04/29	100,000,000	2015/12/17
24101	HK Bank	CC Bank European Warrants Aug 2016 B	0.250	5.75 per unit	2016/08/31	80,000,000	2015/12/17
24075	HK Bank	CC Bank European Warrants Sep 2016 A	0.350	5.28 per unit	2016/09/30	80,000,000	2015/12/17
24067	HK Bank	China Tel European Warrants Jun 2016 B	0.250	3.98 per unit	2016/06/30	80,000,000	2015/12/17
24061	HK Bank	China Unicom European Warrants Dec 2017 A	0.160	9.890	2017/12/22	100,000,000	2015/12/17
24062	HK Bank	Foxconn European Warrants Jun 2016 A	0.250	3.88 per unit	2016/06/30	50,000,000	2015/12/17
24069	HK Bank	ZTE European Warrants Sep 2016 A	0.250	19.880	2016/09/30	80,000,000	2015/12/17
24168	J P Morgan SP BV	CHALCO European Warrants Jun 2016 A	0.293	2.60 per unit	2016/06/30	45,000,000	2015/12/17
24150	J P Morgan SP BV	China Life European Warrants Sep 2016 A	0.283	26.280	2016/09/01	100,000,000	2015/12/17

Newly listed derivative warrants (continued)

Code	Issuer	Name of issue	Issue prices (HK\$)	Strike level/ Subscription price (HK\$) per 10 units	Subscription/ exercise period	Unit issued on initial listing	Listing date
24151	J P Morgan SP BV	China Life European Warrants Oct 2016 A	0.250	28.880	2016/10/03	100,000,000	2015/12/17
24157	J P Morgan SP BV	Sinopec Corp European Warrants Aug 2016 A	0.260	4.80 per unit	2016/08/02	100,000,000	2015/12/17
24163	J P Morgan SP BV	Evergrande European Warrants Dec 2016 B	0.153	7.280	2016/12/30	70,000,000	2015/12/17
24166	J P Morgan SP BV	HSI European Warrants Jun 2016 E	0.152	22,000 per 7,000 units	2016/06/29	300,000,000	2015/12/17
24167	J P Morgan SP BV	HSI European Warrants Aug 2016 A	0.251	23,000 per 6,000 units	2016/08/30	300,000,000	2015/12/17
24103	Macquarie Bank Ltd.	Sinopec Corp European Wts Jul 2016 B	0.436	4.88 per unit	2016/07/05	23,000,000	2015/12/17
24105	Macquarie Bank Ltd.	KECL European Warrants Jul 2016 A	0.682	6.98 per unit	2016/07/05	15,000,000	2015/12/17
24111	Macquarie Bank Ltd.	Tencent European Warrants Jul 2016 E	1.000	170.880	2016/07/05	10,000,000	2015/12/17
24121	SGA Societe Generale Acceptance N.V.	CCCCL Eu Wt Oct 2016 B	0.150	10.000	2016/10/05	100,000,000	2015/12/17
24122	SGA Societe Generale Acceptance NV	Minsheng Bk Eu Wt Aug16 B	0.710	7.80 per unit	2016/08/03	15,000,000	2015/12/17
24106	SGA Societe Generale Acceptance N.V.	HSI Eur Wt Jun 2016 E	0.180	22,000 per 7,000 units	2016/06/29	150,000,000	2015/12/17
24107	SGA Societe Generale Acceptance N.V.	HSI Eur Wt Aug 2016 A	0.170	22,600 per 7,000 units	2016/08/30	150,000,000	2015/12/17
24108	SGA Societe Generale Acceptance N.V.	HSI Eur Wt Sep 2016 B	0.155	23,200 per 7,000 units	2016/09/29	150,000,000	2015/12/17
24124	SGA Societe Generale Acceptance N.V.	Ch Vanke Eu Wts Aug16 B	0.250	28.000	2016/08/03	40,000,000	2015/12/17
24188	UBS AG	Ch Comm Cons European Warrants Sep 2016 A	0.155	10.020	2016/09/23	100,000,000	2015/12/17
24196	UBS AG	China Life European Warrants Jun 2016 A	0.150	29.030	2016/06/23	100,000,000	2015/12/17
24191	UBS AG	Fosun Intl European Warrants Aug 2016 B	0.150	18.900	2016/08/22	70,000,000	2015/12/17
24173	UBS AG	HSCEI European Warrants Jul 2016 A	0.250	9,800 per 4,000 units	2016/07/28	100,000,000	2015/12/17
24172	UBS AG	HSCEI European Put Warrants Jun 2016 C	0.250	9,200 per 4,000 units	2016/06/29	100,000,000	2015/12/17
24247	Goldman Sachs SP (Asia)	AIA European Warrants Jun 2016 A	0.401	46.980	2016/06/30	100,000,000	2015/12/18
24242	Goldman Sachs SP (Asia)	China Life Euro Wts Jun 2016 A	0.253	25.000	2016/06/30	100,000,000	2015/12/18
24241	J P Morgan SP BV	Ch Comm Cons European Warrants Nov 2017 A	0.251	9.000	2017/11/02	100,000,000	2015/12/18
24238	J P Morgan SP BV	Ping An European Warrants Aug 2016 B	0.338	43.880	2016/08/05	100,000,000	2015/12/18
24230	Macquarie Bank Ltd.	Galaxy Ent European Wts Jul 2016 A	0.250	27.680	2016/07/05	40,000,000	2015/12/18
24228	Macquarie Bank Ltd.	HSBC European Warrants Aug 2016 A	0.250	67.380	2016/08/02	40,000,000	2015/12/18
24206	Macquarie Bank Ltd.	PICC Group European Wts Jul 2016 A	0.668	3.88 per unit	2016/07/05	15,000,000	2015/12/18
24223	Macquarie Bank Ltd.	Sands China European Wts Aug 2016 A	0.250	31.380	2016/08/02	40,000,000	2015/12/18
24222	SGA Societe Generale Acceptance N.V.	CLife Eu Wt Aug 2016 C	0.150	29.800	2016/08/03	150,000,000	2015/12/18
24214	SGA Societe Generale Acceptance N.V.	CRCC Eu Wt Dec 2016 A	0.250	10.380	2016/12/05	80,000,000	2015/12/18
24220	SGA Societe Generale Acceptance N.V.	Tencent Eu Wt Apr 17 A	0.175	173 per 100 units	2017/04/03	500,000,000	2015/12/18
24237	UBS AG	HSBC European Put Warrants Jun 2016 D	0.420	57.950	2016/06/02	80,000,000	2015/12/18
26074 [#]	J P Morgan SP BV	Galaxy Ent European Warrants May 2016 A	0.079	28.880	2016/05/03	150,000,000	2015/12/18
24348	Bank of East Asia	BYD European Warrants Mar 2018 A	0.180	45.05 per 100 units	2018/03/28	60,000,000	2015/12/21
24347	Bank of East Asia	CKH European Warrants Sep 2016 A	0.180	104.50 per 55 units	2016/09/23	60,000,000	2015/12/21
24349	Bank of East Asia	Tencent Holdings European Wts Nov 2016 A	0.200	153.80 per 100 units	2016/11/30	50,000,000	2015/12/21
24256	Goldman Sachs SP (Asia)	Haitong Sec Euro Wts Jul 2016 B	0.250	13.280	2016/07/04	80,000,000	2015/12/21
24284	HK Bank	CNOOC European Warrants Jun 2016 B	0.700	8.38 per unit	2016/06/30	60,000,000	2015/12/21
24289	HK Bank	CNOOC European Warrants Jun 2016 C	0.450	9.28 per unit	2016/06/30	60,000,000	2015/12/21
24280	HK Bank	HSCEI European Warrants May 2016 B	0.150	9,968 per 4,000 units	2016/05/30	200,000,000	2015/12/21
24263	HK Bank	HSI European Warrants Apr 2016 D	0.200	20,500 per 9,000 units	2016/04/28	200,000,000	2015/12/21
24262	HK Bank	HSI European Warrants Jun 2016 D	0.150	21,100 per 11,000 units	2016/06/29	200,000,000	2015/12/21
24266	HK Bank	HSI European Put Warrants Apr 2016 E	0.160	20,898 per 7,000 units	2016/04/28	200,000,000	2015/12/21
24300	HK Bank	ICBC European Warrants May 2016 A	0.150	5.26 per unit	2016/05/03	80,000,000	2015/12/21

Newly listed derivative warrants (continued)

Code	Issuer	Name of issue	Issue prices (HK\$)	Strike level/ Subscription price (HK\$) per 10 units	Subscription/ exercise period	Unit issued on initial listing	Listing date
24296	HK Bank	ICBC European Warrants Jul 2016 A	0.270	4.78 per unit	2016/07/29	60,000,000	2015/12/21
24283	HK Bank	ICBC European Warrants Sep 2016 A	0.150	5.51 per unit	2016/09/30	80,000,000	2015/12/21
24343	Macquarie Bank Ltd.	ICBC European Warrants May 2016 C	0.150	5.18 per unit	2016/05/04	67,000,000	2015/12/21
24342	SGA Societe Generale Acceptance N.V.	AIA Eur Wt Jul 2016 B	0.265	50.000	2016/07/06	100,000,000	2015/12/21
24329	SGA Societe Generale Acceptance N.V.	CLife Eu Wt Sep 2016 A	0.250	26.500	2016/09/05	150,000,000	2015/12/21
24313	SGA Societe Generale Acceptance N.V.	HSCEI Eu Wt May 2016B	0.150	10,000 per 4,000 units	2016/05/30	150,000,000	2015/12/21
24312	SGA Societe Generale Acceptance N.V.	HSCEI Eu Wt Jul 2016B	0.250	8,500 per 5,000 units	2016/07/28	150,000,000	2015/12/21
24327	SGA Societe Generale Acceptance N.V.	HSI Eur Wt Apr 2016 F	0.215	20,500 per 9,000 units	2016/04/28	150,000,000	2015/12/21
24315	SGA Societe Generale Acceptance N.V.	HSI Eur Wt Jun 2016 F	0.250	20,000 per 9,000 units	2016/06/29	150,000,000	2015/12/21
24362	SGA Societe Generale Acceptance N.V.	Petch Eu Wt Aug 2016B	0.430	5.50 per unit	2016/08/03	60,000,000	2015/12/21
24336	SGA Societe Generale Acceptance N.V.	Ping An Eu Wt Jun 16 C	0.180	47.000	2016/06/03	120,000,000	2015/12/21
24352	SGA Societe Generale Acceptance N.V.	Sands China Eu Wt Jun16B	0.245	26.500	2016/06/03	80,000,000	2015/12/21
24354	SGA Societe Generale Acceptance NV	Sands Ch Eu Put Wt Jul16A	0.270	21.880	2016/07/06	80,000,000	2015/12/21
24381	UBS AG	Fosun Intl European Warrants May 2016 B	0.151	14.520	2016/05/20	70,000,000	2015/12/21
24382	UBS AG	HKEx European Put Warrants Jun 2016 G	0.150	178.98 per 100 units	2016/06/06	100,000,000	2015/12/21
24374	UBS AG	HSI European Warrants Jun 2016 G	0.250	22,200 per 6,500 units	2016/06/29	300,000,000	2015/12/21
24376	UBS AG	HSI European Warrants Jun 2016 H	0.159	21,000 per 11,000 units	2016/06/29	300,000,000	2015/12/21
24380	UBS AG	HSI European Put Warrants Apr 2016 F	0.150	19,800 per 8,000 units	2016/04/28	300,000,000	2015/12/21
24389	BOCI Asia Ltd.	Agricultural Bk European Wts Jul 2016 A	0.210	3.08 per unit	2016/07/11	100,000,000	2015/12/22
24394	BOCI Asia Ltd.	BOCL European Warrants Sep 2016 B	0.210	3.53 per unit	2016/09/26	100,000,000	2015/12/22
24385	BOCI Asia Ltd.	CC Bank European Warrants Jul 2016 A	0.250	5.50 per unit	2016/07/25	100,000,000	2015/12/22
24391	BOCI Asia Ltd.	China Life European Warrants Nov 2016 A	0.270	27.000	2016/11/28	100,000,000	2015/12/22
24392	BOCI Asia Ltd.	A50 China European Warrants Mar 2017 A	0.150	11.880	2017/03/24	100,000,000	2015/12/22
24402	BNP Paribas Arbit Issu B.V.	CC Bank Euro Wts Feb 2017 A	0.320	5.80 per unit	2017/02/02	50,000,000	2015/12/22
24396	BNP Paribas Arbit Issu B.V.	HKEx European Wts Jun 2017 A	0.270	208 per 100 units	2017/06/02	75,000,000	2015/12/22
24399	BNP Paribas Arbit Issu B.V.	ICBC European Wts May 2017 A	0.290	5.18 per unit	2017/05/02	50,000,000	2015/12/22
24398	BNP Paribas Arbit Issu B.V.	Tencent Hldgs Eu Wt Mar 2017 A	0.180	168.88 per 100 units	2017/03/02	100,000,000	2015/12/22
24432	Credit Suisse AG	AIA European Warrants Jul 2016 A	0.280	48.380	2016/07/05	80,000,000	2015/12/22
24436	Goldman Sachs SP (Asia)	AIA European Warrants May 2016 B	0.170	51.880	2016/05/31	80,000,000	2015/12/22
24441	Goldman Sachs SP (Asia)	CAM CSI300 European Wts Jun 2016 B	0.417	45.380	2016/06/30	60,000,000	2015/12/22
24440	Goldman Sachs SP (Asia)	CNOOC European Warrants Jun 2016 B	0.574	9.08 per unit	2016/06/30	50,000,000	2015/12/22
24405	Macquarie Bank Ltd.	CNOOC European Warrants Dec 2018 A	0.250	7.280	2018/12/04	40,000,000	2015/12/22
24406	Macquarie Bank Ltd.	Ping An European Warrants May 2016 B	0.183	46.050	2016/05/04	55,000,000	2015/12/22
24410	SGA Societe Generale Acceptance N.V.	Ch Mob Eu Wt Dec 17 A	0.150	95 per 100 units	2017/12/05	500,000,000	2015/12/22
24433	SGA Societe Generale Acceptance N.V.	HSBC Eu Wt Jul 2016 B	0.190	62.880	2016/07/06	100,000,000	2015/12/22
24422	SGA Societe Generale Acceptance N.V.	HSCEI Eu Put Wt Jul16C	0.250	9,500 per 4,500 units	2016/07/28	150,000,000	2015/12/22
24419	SGA Societe Generale Acceptance N.V.	HSCEI Eu Put Wt Sep16A	0.250	9,000 per 4,000 units	2016/09/29	150,000,000	2015/12/22
24424	SGA Societe Generale Acceptance N.V.	HSCEI Eu Put Wt Sep16B	0.250	10,000 per 6,000 units	2016/09/29	150,000,000	2015/12/22
24425	SGA Societe Generale Acceptance N.V.	HSI Eu Put Wt Jun 16 G	0.210	21,000 per 7,200 units	2016/06/29	150,000,000	2015/12/22
24427	SGA Societe Generale Acceptance N.V.	HSI Eu Put Wt Jul 16 A	0.250	21,500 per 8,000 units	2016/07/28	150,000,000	2015/12/22
24429	SGA Societe Generale Acceptance N.V.	HSI Eu Put Wt Aug 16 B	0.260	22,500 per 10,000 units	2016/08/30	150,000,000	2015/12/22
24415	SGA Societe Generale Acceptance N.V.	Ping An Eu Wt May 16 C	0.330	42.500	2016/05/05	120,000,000	2015/12/22
24416	SGA Societe Generale Acceptance N.V.	Stanchart Eu Wt Aug16A	0.510	65.880	2016/08/03	20,000,000	2015/12/22

Newly listed derivative warrants (continued)

Code	Issuer	Name of issue	Issue prices (HK\$)	Strike level/ Subscription price (HK\$) per 10 units	Subscription/ exercise period	Unit issued on initial listing	Listing date
24435	UBS AG	PetroChina European Warrants Jun 2016 A	0.465	5.50 per unit	2016/06/21	50,000,000	2015/12/22
24461	BNP Paribas Arbit Issu B.V.	HS H-SHARE Euro Wts Jul 2016 A	0.340	106.000	2016/07/05	40,000,000	2015/12/23
24490	Credit Suisse AG	CC Bank European Warrants May 2016 A	0.160	6.01 per unit	2016/05/30	80,000,000	2015/12/23
24491	Credit Suisse AG	China Life European Warrants May 2016 C	0.150	30.930	2016/05/30	80,000,000	2015/12/23
24493	Credit Suisse AG	CPIC European Warrants Jul 2016 A	0.250	37.600	2016/07/05	60,000,000	2015/12/23
24495	Credit Suisse AG	Link REIT European Warrants Jul 2016 A	0.250	50.800	2016/07/05	60,000,000	2015/12/23
24486	Credit Suisse AG	Tencent Holdings European Wts Jun 2016 D	0.150	150.18 per 100 units	2016/06/30	150,000,000	2015/12/23
24455	Goldman Sachs SP (Asia)	CITIC Bank European Wts Jun 2016 A	0.259	5.58 per unit	2016/06/24	60,000,000	2015/12/23
24457	Goldman Sachs SP (Asia)	CITIC Bank European Wts Jun 2016 B	0.403	5.08 per unit	2016/06/30	60,000,000	2015/12/23
24460	Goldman Sachs SP (Asia)	China Mobile Euro Wts Nov 2017 A	0.153	95 per 100 units	2017/11/27	300,000,000	2015/12/23
24459	Goldman Sachs SP (Asia)	China Mobile Euro Wts Nov 2018 A	0.180	90 per 100 units	2018/11/27	300,000,000	2015/12/23
24496	J P Morgan SP BV	CAM CSI300 European Warrants Aug 2016 A	0.303	48.880	2016/08/02	100,000,000	2015/12/23
24464	Macquarie Bank Ltd.	China Tel European Warrants Oct 2016 A	0.250	4.88 per unit	2016/10/04	40,000,000	2015/12/23
24466	Macquarie Bank Ltd.	China Unicom European Wts Jul 2016 A	0.250	13.88 per unit	2016/07/04	40,000,000	2015/12/23
24469	Macquarie Bank Ltd.	Ping An European Warrants Nov 2016 B	0.250	54.880	2016/11/02	40,000,000	2015/12/23
24467	Macquarie Bank Ltd.	Sinopharm European Warrants Oct 2016 A	0.715	35.880	2016/10/17	14,000,000	2015/12/23
24449	Macquarie Bank Ltd.	Tencent European Warrants Jul 2016 F	0.400	200.880	2016/07/04	25,000,000	2015/12/23
24470	SGA Societe Generale Acceptance N.V.	COVS Eu Put Wt Aug16B	0.310	25.000	2016/08/03	40,000,000	2015/12/23
24476	SGA Societe Generale Acceptance N.V.	CP&CC Eu Put Wt Aug16C	0.375	4.28 per unit	2016/08/03	80,000,000	2015/12/23
24472	SGA Societe Generale Acceptance N.V.	HSBC Eu Put Wt Jun16 A	0.380	58.000	2016/06/03	100,000,000	2015/12/23
24480	SGA Societe Generale Acceptance N.V.	Tencent Eu Put Wt Feb17A	0.220	150 per 100 units	2017/02/03	500,000,000	2015/12/23
24451	UBS AG	HSI European Put Warrants Jun 2016 I	0.212	20,900 per 7,200 units	2016/06/29	300,000,000	2015/12/23
24452	UBS AG	HSI European Put Warrants Sep 2016 A	0.250	20,400 per 8,000 units	2016/09/29	300,000,000	2015/12/23
24448	UBS AG	Stanchart European Warrants Dec 2017 A	0.150	70.555 per 94 units	2017/12/05	100,000,000	2015/12/23
24515	BOCI Asia Ltd.	China Life European Warrants Jul 2016 A	0.240	26.280	2016/07/07	100,000,000	2015/12/24
24499	BOCI Asia Ltd.	Galaxy Ent European Warrants Jul 2016 A	0.220	25.880	2016/07/05	100,000,000	2015/12/24
24498	BOCI Asia Ltd.	HSBC European Warrants Jul 2016 A	0.230	62.880	2016/07/11	100,000,000	2015/12/24
24511	BOCI Asia Ltd.	PetroChina European Warrants Jul 2016 A	0.420	5.79 per unit	2016/07/27	100,000,000	2015/12/24
24514	BOCI Asia Ltd.	Ping An European Warrants Jun 2016 A	0.230	46.330	2016/06/06	100,000,000	2015/12/24
24517	Goldman Sachs SP (Asia)	HSI European Put Wts Apr 2016 H	0.183	21,600 per 6,500 units	2016/04/28	150,000,000	2015/12/24
24533	Macquarie Bank Ltd.	Lenovo European Warrants Jul 2016 A	0.590	10.88 per unit	2016/07/05	17,000,000	2015/12/24
24523	SGA Societe Generale Acceptance N.V.	CAM CSI300 Eu Wt Jul16B	0.365	46.880	2016/07/06	50,000,000	2015/12/24
24524	SGA Societe Generale Acceptance N.V.	HS H-SHARE Eu Wts Aug16A	0.530	105.000	2016/08/03	50,000,000	2015/12/24
24614	Goldman Sachs SP (Asia)	CKH European Wts Jun 2016 A	0.404	118.000	2016/06/28	50,000,000	2015/12/28
24618	Goldman Sachs SP (Asia)	CKH European Wts Aug 2016 A	0.296	133.000	2016/08/22	50,000,000	2015/12/28
24615	Goldman Sachs SP (Asia)	China Mobile Euro Wts Jun 2016 B	0.310	105.000	2016/06/28	100,000,000	2015/12/28
24597	Goldman Sachs SP (Asia)	HKEx European Warrants Dec 2016 A	0.152	250 per 100 units	2016/12/05	300,000,000	2015/12/28
24599	Goldman Sachs SP (Asia)	HKEx European Warrants May 2017 A	0.183	250 per 100 units	2017/05/29	300,000,000	2015/12/28
24596	Goldman Sachs SP (Asia)	Tencent European Wt Apr 2017 A	0.176	173 per 100 units	2017/04/03	300,000,000	2015/12/28
24595	J P Morgan SP BV	Guotai Junani European Warrants Oct 2016B	0.939	3.28 per unit	2016/10/03	60,000,000	2015/12/28
24594	Macquarie Bank Ltd.	BankComm European Warrants Sep 2016 A	0.381	6.66 per unit	2016/09/02	27,000,000	2015/12/28
24589	Macquarie Bank Ltd.	CITIC Sec European Warrants Sep 2016 A	0.250	28.000	2016/09/02	40,000,000	2015/12/28
24587	Macquarie Bank Ltd.	China Mobile European Wts Oct 2016 A	0.250	118.880	2016/10/04	40,000,000	2015/12/28

Newly listed derivative warrants (continued)

Code	Issuer	Name of issue	Issue prices (HK\$)	Strike level/ Subscription price (HK\$) per 10 units	Subscription/ exercise period	Unit issued on initial listing	Listing date
24580	Macquarie Bank Ltd.	China Mobile European Put Wts Jul 16 B	0.250	71.680	2016/07/05	40,000,000	2015/12/28
24593	Macquarie Bank Ltd.	A50 China European Warrants Apr 2017 A	0.168	11.880	2017/04/04	60,000,000	2015/12/28
24579	Macquarie Bank Ltd.	R&F Ppt European Warrants Mar 2017 A	0.250	13.880	2017/03/02	40,000,000	2015/12/28
24591	Macquarie Bank Ltd.	HSBC European Put Warrants Jul 2016 C	0.251	53.280	2016/07/05	40,000,000	2015/12/28
24565	SGA Societe Generale Acceptance N.V.	BYD Eu Wt Sep 2017 A	0.195	40.88 per 100 units	2017/09/04	200,000,000	2015/12/28
24537	SGA Societe Generale Acceptance N.V.	CCB Eur Wt Sep 2016 A	0.250	6.20 per unit	2016/09/05	100,000,000	2015/12/28
24568	SGA Societe Generale Acceptance N.V.	CCCCL Eu Wt Aug 2017 A	0.250	8.680	2017/08/03	100,000,000	2015/12/28
24567	SGA Societe Generale Acceptance N.V.	CKP Euro Wts Aug 16 A	0.395	53.880	2016/08/03	50,000,000	2015/12/28
24570	SGA Societe Generale Acceptance N.V.	Ch Mob Eu Wt Jul 16 B	0.530	93.880	2016/07/06	80,000,000	2015/12/28
24571	SGA Societe Generale Acceptance N.V.	Ch Mob Eu Wt Aug 16 B	0.255	108.000	2016/08/03	80,000,000	2015/12/28
24573	SGA Societe Generale Acceptance N.V.	CNOOC Eu Wt Jul 2016B	0.600	8.68 per unit	2016/07/06	40,000,000	2015/12/28
24558	SGA Societe Generale Acceptance NV	CSOP A50 ETF Eu Wt Aug16C	0.370	16.28 per unit	2016/08/03	30,000,000	2015/12/28
24538	SGA Societe Generale Acceptance N.V.	ICBC Eu Wt Sep 2016 A	0.250	5.28 per unit	2016/09/05	100,000,000	2015/12/28
24574	SGA Societe Generale Acceptance NV	NewWorld Dev Eu Wt Nov16A	0.980	7.78 per unit	2016/11/03	12,000,000	2015/12/28
24575	SGA Societe Generale Acceptance N.V.	Petch Eu Wt Nov 2016A	0.250	7 per unit	2016/11/03	60,000,000	2015/12/28
24543	SGA Societe Generale Acceptance N.V.	SHK P Eu Wt Sep 2016A	0.740	100.000	2016/09/05	30,000,000	2015/12/28
24641	Credit Suisse AG	PetroChina European Warrants Aug 2016 A	0.350	5.82 per unit	2016/08/02	80,000,000	2015/12/29
24646	Goldman Sachs SP (Asia)	Agri Bk European Wts Oct 2016 A	0.197	3.61 per unit	2016/10/05	100,000,000	2015/12/29
24624	Goldman Sachs SP (Asia)	CKH European Wts Sep 2016 A	0.162	104.50 per 55 units	2016/09/26	100,000,000	2015/12/29
24652	Goldman Sachs SP (Asia)	A50 China European Wts Jun 2016 D	0.446	13.58 per unit	2016/06/30	40,000,000	2015/12/29
24619	Goldman Sachs SP (Asia)	HKEx European Warrants Nov 2016 A	0.170	218 per 100 units	2016/11/29	300,000,000	2015/12/29
24639	Goldman Sachs SP (Asia)	HSCEI European Warrants Aug 2016 A	0.250	10,588 per 3,500 units	2016/08/30	150,000,000	2015/12/29
24644	J P Morgan SP BV	New World Dev European Wts Apr 2018 A	0.168	7.000	2018/04/03	100,000,000	2015/12/29
24625	UBS AG	Galaxy Ent European Warrants May 2016 B	0.188	26.230	2016/05/23	70,000,000	2015/12/29
24629	UBS AG	Galaxy Ent European Put Warrants May 2016 C	0.239	22.330	2016/05/27	60,000,000	2015/12/29
24632	UBS AG	PetroChina European Warrants Jul 2016 A	0.260	6.18 per unit	2016/07/18	50,000,000	2015/12/29
24634	UBS AG	Sands China European Warrants Jul 2016 B	0.188	30.850	2016/07/22	70,000,000	2015/12/29
24636	UBS AG	Sands China European Put Warrants Jul 2016 C	0.285	22.880	2016/07/11	60,000,000	2015/12/29
24734	Credit Suisse AG	China Mobile European Warrants Jul 2016 B	0.310	100.000	2016/07/04	80,000,000	2015/12/30
24721	Credit Suisse AG	Tencent Holdings European Wts Sep 2016 A	0.150	160.88 per 100 units	2016/09/30	150,000,000	2015/12/30
24732	Credit Suisse AG	Tencent Holdings European Wts Nov 2016 B	0.200	153.83 per 100 units	2016/11/30	150,000,000	2015/12/30
24680	Goldman Sachs SP (Asia)	HSI European Warrants Jun 2016 B	0.153	21,000 per 11,000 units	2016/06/29	150,000,000	2015/12/30
24688	Goldman Sachs SP (Asia)	HSI European Warrants Jun 2016 D	0.274	22,200 per 6,500 units	2016/06/29	150,000,000	2015/12/30
24712	Goldman Sachs SP (Asia)	HSI European Warrants Jul 2016 A	0.150	23,600 per 6,300 units	2016/07/28	150,000,000	2015/12/30
24684	Goldman Sachs SP (Asia)	HSI European Put Wts Jun 2016 C	0.150	20,000 per 6,800 units	2016/06/29	150,000,000	2015/12/30
24691	Goldman Sachs SP (Asia)	HSI European Put Wts Jun 2016 E	0.151	19,000 per 7,000 units	2016/06/29	150,000,000	2015/12/30
24674	HK Bank	Sinopec Corp European Warrants Jul 2016 B	0.250	5.38 per unit	2016/07/29	50,000,000	2015/12/30
24663	HK Bank	HSI European Warrants May 2016 F	0.150	22,700 per 6,000 units	2016/05/30	180,000,000	2015/12/30
24669	HK Bank	Stanchart European Warrants Nov 2017 A	0.150	70.60 per 94 units	2017/11/30	100,000,000	2015/12/30
24739	J P Morgan SP BV	Minsheng Bank European Wts Aug 2016 A	0.485	8.88 per unit	2016/08/01	60,000,000	2015/12/30
24705	Macquarie Bank Ltd.	BYD European Warrants Aug 2016 A	0.910	45.880	2016/08/02	11,000,000	2015/12/30
24707	Macquarie Bank Ltd.	CSOP A50 ETF European Wts Jul 2016 C	0.400	17.88 per unit	2016/07/05	25,000,000	2015/12/30
24709	Macquarie Bank Ltd.	A50 China European Warrants Jul 2016 B	0.459	14.88 per unit	2016/07/05	22,000,000	2015/12/30

Newly listed derivative warrants (continued)

Code	Issuer	Name of issue	Issue prices (HK\$)	Strike level/ Subscription price (HK\$) per 10 units	Subscription/ exercise period	Unit issued on initial listing	Listing date
24662	Macquarie Bank Ltd.	ICBC European Warrants Mar 2017 A	0.250	6.18 per unit	2017/03/02	40,000,000	2015/12/30
24694	Macquarie Bank Ltd.	Tencent European Put Wts Jul 2016 G	0.770	129.880	2016/07/05	13,000,000	2015/12/30
24657	Macquarie Bank Ltd.	Zijin Mining European Wts Dec 2016 A	0.367	2.68 per unit	2016/12/02	28,000,000	2015/12/30
24675	SGA Societe Generale Acceptance NV	Minsheng Bk Eu Wt Nov 16A	0.670	9.38 per unit	2016/11/03	15,000,000	2015/12/30
24750	BOCI Asia Ltd.	CSOP A50 ETF European Warrants Jun 2016 A	0.520	15 per unit	2016/06/06	100,000,000	2015/12/31
24751	BOCI Asia Ltd.	A50 China European Warrants Jun 2016 B	0.490	13 per unit	2016/06/13	100,000,000	2015/12/31
24757	Goldman Sachs SP (Asia)	CNOOC European Warrants Jul 2016 A	0.782	8.48 per unit	2016/07/04	60,000,000	2015/12/31
24760	Goldman Sachs SP (Asia)	CSOP A50 ETF Euro Wts Jun 2016 C	0.782	14.68 per unit	2016/06/30	60,000,000	2015/12/31
24758	Goldman Sachs SP (Asia)	CSOP A50 ETF Euro Wts Jul 2016 C	0.151	13.700	2016/07/29	100,000,000	2015/12/31
24740	Macquarie Bank Ltd.	Huaneng Power European Wts Mar 2018 A	0.252	8.180	2018/03/02	40,000,000	2015/12/31
24755	Macquarie Bank Ltd.	PICC P&C European Warrants Dec 2016 A	0.250	18.380	2016/12/02	40,000,000	2015/12/31
24749	UBS AG	CNOOC European Warrants Jun 2016 C	0.530	9.29 per unit	2016/06/23	50,000,000	2015/12/31
24746	UBS AG	Sinopec Corp European Warrants Jun 2016 B	0.400	5.29 per unit	2016/06/23	60,000,000	2015/12/31
24748	UBS AG	Sinopec Corp European Warrants Jun 2016 C	0.305	5.71 per unit	2016/06/30	60,000,000	2015/12/31

Further issue

List of expired derivative warrants, 2015

Code	Warrant	Last trading date	Delisted date
15118	Daiwa Capital Mkt – BOC HK European Put Warrants Dec 2014 C	2014/12/22	2015/01/02
14112	Goldman Sachs SP (Asia) – China Unicom Euro Wts Dec 2014 A	2014/12/22	2015/01/02
29344	Goldman Sachs SP (Asia) – Haitong Sec Euro Wts Dec 2014 A	2014/12/22	2015/01/02
24539	HK Bank – A50 China European Warrants Dec 2014 B	2014/12/22	2015/01/02
28514	HK Bank – A50 China European Warrants Dec 2014 C	2014/12/22	2015/01/02
15307	HK Bank – AIA European Warrants Dec 2014 A	2014/12/22	2015/01/02
15896	HK Bank – BOC HK European Warrants Dec 2014 B	2014/12/22	2015/01/02
15097	HK Bank – BOCL European Warrants Dec 2014 A	2014/12/22	2015/01/02
15739	HK Bank – Ch Ship Cont European Warrants Dec 2014 A	2014/12/22	2015/01/02
26210	HK Bank – Cheung Kong European Warrants Dec 2014 A	2014/12/22	2015/01/02
17841	HK Bank – China Coal European Warrants Dec 2014 A	2014/12/22	2015/01/02
23398	HK Bank – China Mobile European Put Warrants Dec 2014 A	2014/12/22	2015/01/02
15230	HK Bank – China Tel European Warrants Dec 2014 A	2014/12/22	2015/01/02
16792	HK Bank – China Unicom European Warrants Dec 2014 B	2014/12/22	2015/01/02
16348	HK Bank – CITIC Sec European Warrants Dec 2014 A	2014/12/22	2015/01/02
11981	HK Bank – CM Bank European Warrants Dec 2014 A	2014/12/22	2015/01/02
24550	HK Bank – CSOP A50 ETF European Warrants Dec 2014 A	2014/12/22	2015/01/02
15330	HK Bank – CSR European Warrants Dec 2014 A	2014/12/22	2015/01/02
16485	HK Bank – CSR Times European Warrants Dec 2014 A	2014/12/22	2015/01/02
28816	HK Bank – Esprit European Warrants Dec 2014 A	2014/12/22	2015/01/02
17695	HK Bank – Evergrande European Warrants Dec 2014 A	2014/12/22	2015/01/02
16787	HK Bank – GCL-Poly Energy European Warrants Dec 2014 A	2014/12/22	2015/01/02
17084	HK Bank – Greatwall Motor European Warrants Dec 2014 A	2014/12/22	2015/01/02
11290	HK Bank – Haitong Sec European Warrants Dec 2014 B	2014/12/22	2015/01/02
14456	HK Bank – Haitong Sec European Warrants Dec 2014 D	2014/12/22	2015/01/02
29616	HK Bank – HKEx European Warrants Dec 2014 B	2014/12/22	2015/01/02
26194	HK Bank – Lenovo European Warrants Dec 2014 A	2014/12/22	2015/01/02
16344	HK Bank – MGM China European Warrants Dec 2014 A	2014/12/22	2015/01/02
24957	HK Bank – Minsheng Bank European Warrants Dec 2014 B	2014/12/22	2015/01/02
26214	HK Bank – Minsheng Bank European Warrants Dec 2014 C	2014/12/22	2015/01/02
26217	HK Bank – Minsheng Bank European Warrants Dec 2014 D	2014/12/22	2015/01/02
29031	HK Bank – PICC Group European Warrants Dec 2014 A	2014/12/22	2015/01/02
28640	HK Bank – Ping An European Warrants Dec 2014 A	2014/12/22	2015/01/02
24665	HK Bank – SHK Ppt European Warrants Dec 2014 A	2014/12/22	2015/01/02
24631	HK Bank – Sinopec Corp European Warrants Dec 2014 A	2014/12/22	2015/01/02
16484	HK Bank – SJM Holdings European Warrants Dec 2014 A	2014/12/22	2015/01/02
28512	HK Bank – Tencent European Warrants Dec 2014 B	2014/12/22	2015/01/02
16232	HK Bank – Tencent European Warrants Dec 2014 C	2014/12/22	2015/01/02
15741	HK Bank – Zijin Mining European Warrants Dec 2014 A	2014/12/22	2015/01/02
16798	HK Bank -BYD European Warrants Dec 2014 A	2014/12/22	2015/01/02
27619	J P Morgan SP BV – CAM CSI300 European Warrants Dec 2014 A	2014/12/22	2015/01/02
28736	J P Morgan SP BV – CSOP A50 ETF European Warrants Dec 2014 A	2014/12/22	2015/01/02
26685	J P Morgan SP BV – HKEx European Put Wts Dec 2014 A	2014/12/22	2015/01/02
15243	J P Morgan SP BV – Hutchison European Warrants Dec 2014 A	2014/12/22	2015/01/02
23141	J P Morgan SP BV – Minsheng Bank European Put Wts Dec 2014 A	2014/12/22	2015/01/02
21630	J P Morgan SP BV – New World Dev European Wts Dec 2014 A	2014/12/22	2015/01/02
24668	J P Morgan SP BV – Sa Sa Int'l European Warrants Dec 2014 A	2014/12/22	2015/01/02
16854	Nomura Int'l plc – Angang Steel European Warrants Dec 2014 A	2014/12/22	2015/01/02
16850	Nomura Int'l plc – China Telecom European Wts Dec 2014 A	2014/12/22	2015/01/02
16818	Nomura Int'l plc – GCL-Poly Energy European Warrants Dec 2014 A	2014/12/22	2015/01/02
15595	Nomura Int'l plc – PetroChina European Warrants Dec 2014 A	2014/12/22	2015/01/02
24251	Nomura Int'l plc – SHK Ppt European Warrants Dec 2014 A	2014/12/22	2015/01/02
14409	Nomura Int'l plc – Sinopec European Warrants Dec 2014	2014/12/22	2015/01/02
29714	SGA Societe Generale Acceptance N.V. -Tencent Eu Wt Dec 14 D	2014/12/22	2015/01/02
15368	Standard Chartered Bank – A50 China Euro Warrants Dec 2014 B	2014/12/22	2015/01/02
24747	Standard Chartered Bank – BOC HK European Wts Dec 2014 A	2014/12/22	2015/01/02
27656	Standard Chartered Bank – BYD European Warrants Dec 2014 B	2014/12/22	2015/01/02
19146	Standard Chartered Bank – China Unicom Euro Wts Dec 2014 A	2014/12/22	2015/01/02
25436	Standard Chartered Bank – Evergrande European Wts Dec 2014 A	2014/12/22	2015/01/02
26282	Standard Chartered Bank – Galaxy Ent Euro Put Wts Dec 2014 A	2014/12/22	2015/01/02
25402	Standard Chartered Bank – SJM Hold European Wts Dec 2014 A	2014/12/22	2015/01/02
13182	UBS AG – CAM CSI300 European Warrants Dec 2014 A	2014/12/22	2015/01/02
13371	UBS AG – Sands China European Warrants Dec 2014 C	2014/12/22	2015/01/02
18589	Credit Suisse AG – HSI European Warrants Jul 2015 B	2015/01/02	2015/01/05
27265	Daiwa Capital Mkt – BOCL European Warrants Jan 2015 A	2014/12/22	2015/01/05
28821	Daiwa Capital Mkt – China Mobile European Put Wts Jan 2015 B	2014/12/22	2015/01/05
16808	Daiwa Capital Mkt – China Mobile European Wts Jan 2015 A	2014/12/22	2015/01/05
15633	Daiwa Capital Mkt – HKEx European Warrants Jan 2015 A	2014/12/22	2015/01/05
26741	Daiwa Capital Mkt – Kingsoft European Warrants Jan 2015 A	2014/12/22	2015/01/05
25448	Daiwa Capital Mkt – SHK Ppt European Warrants Jan 2015 A	2014/12/22	2015/01/05
27586	Daiwa Capital Mkt – Tencent Holdings European Wts Jan 2015 B	2014/12/22	2015/01/05
14750	HK Bank – Tencent European Warrants Jan 2015 A	2014/12/22	2015/01/05
26109	J P Morgan SP BV – MGM China European Warrants Jan 2015 A	2014/12/22	2015/01/05
22517	J P Morgan SP BV – Ch Railway Cons European Wts Jan 2015 A	2014/12/22	2015/01/05
29303	J P Morgan SP BV – Cheung Kong European Warrants Jan 2015 A	2014/12/22	2015/01/05
22374	J P Morgan SP BV – China Life European Warrants Jan 2015 A	2014/12/22	2015/01/05
28488	J P Morgan SP BV – Haitong Sec European Warrants Jan 2015 A	2014/12/22	2015/01/05
14443	J P Morgan SP BV – Hutchison European Warrants Jan 2015 A	2014/12/22	2015/01/05
26586	J P Morgan SP BV – Hutchison European Warrants Jan 2015 B	2014/12/22	2015/01/05
26311	J P Morgan SP BV – Minsheng Bank European Put Wts Jan 2015 B	2014/12/22	2015/01/05
26113	J P Morgan SP BV – SJM Holdings European Warrants Jan 2015 A	2014/12/22	2015/01/05
16411	J P Morgan SP BV – Tencent European Put Warrants Jan 2015 C	2014/12/22	2015/01/05
13124	J P Morgan SP BV – Tencent European Warrants Jan 2015 A	2014/12/22	2015/01/05
16399	J P Morgan SP BV – Tencent European Warrants Jan 2015 B	2014/12/22	2015/01/05
26839	J P Morgan SP BV – Tencent European Warrants Jan 2015 D	2014/12/22	2015/01/05
29788	J P Morgan SP BV – Tencent European Warrants Jan 2015 E	2014/12/22	2015/01/05
26397	J P Morgan SP BV – Xinyi Glass European Warrants Jan 2015 A	2014/12/22	2015/01/05

List of expired derivative warrants, 2015 (continued)

Code	Warrant	Last trading date	Delisted date
26183	Nomura Int'l plc – CAM CSI300 European Warrants Jan 2015 A	2014/12/22	2015/01/05
25128	Standard Chartered Bank – NewWorld Dev European Wts Jan15A	2014/12/22	2015/01/05
18045	BNP Paribas Arbit Issu B.V. – Chi Res Land Eu Wt Jan 2015 A	2014/12/24	2015/01/06
26076	BNP Paribas Arbit Issu B.V. – Sa Sa Int'l Eu Wts Jan 2015 A	2014/12/24	2015/01/06
29409	BNP Paribas Arbit Issu B.V. – Agricultural Bank Eu Wt Jan15A	2014/12/24	2015/01/06
15879	BNP Paribas Arbit Issu B.V. – Anhui Conch Eu Put Wt Jan 15 B	2014/12/24	2015/01/06
11162	BNP Paribas Arbit Issu B.V. – Anhui Conch Euro Wt Jan 2015 A	2014/12/24	2015/01/06
20924	BNP Paribas Arbit Issu B.V. – BOCL European Wts Jan 2015 A	2014/12/24	2015/01/06
14052	BNP Paribas Arbit Issu B.V. – CAM CSI300 Euro Wts Jan 2015 A	2014/12/24	2015/01/06
12498	BNP Paribas Arbit Issu B.V. – CC Bank Euro Wts Jan 2015 A	2014/12/24	2015/01/06
15440	BNP Paribas Arbit Issu B.V. – Ch Mer Hold Euro Wts Jan 2015A	2014/12/24	2015/01/06
14977	BNP Paribas Arbit Issu B.V. – Ch Mobile Eu Put Wt Jan 2015 A	2014/12/24	2015/01/06
24341	BNP Paribas Arbit Issu B.V. – Ch Mobile Eu Put Wt Jan 2015 D	2014/12/24	2015/01/06
15442	BNP Paribas Arbit Issu B.V. – Ch Mobile Euro Wts Jan 2015 B	2014/12/24	2015/01/06
21624	BNP Paribas Arbit Issu B.V. – Ch Mobile Euro Wts Jan 2015 C	2014/12/24	2015/01/06
15877	BNP Paribas Arbit Issu B.V. – Cheung Kong Eu Put Wt Jan 15 B	2014/12/24	2015/01/06
15873	BNP Paribas Arbit Issu B.V. – Cheung Kong Euro Wt Jan 2015 A	2014/12/24	2015/01/06
15376	BNP Paribas Arbit Issu B.V. – China EB Int'l Eu Wts Jan 15 A	2014/12/24	2015/01/06
26760	BNP Paribas Arbit Issu B.V. – China Life Euro Wts Jan 2015 A	2014/12/24	2015/01/06
27547	BNP Paribas Arbit Issu B.V. – China Life Euro Wts Jan 2015 B	2014/12/24	2015/01/06
14694	BNP Paribas Arbit Issu B.V. – China Mengniu Eu Wt Jan 2015 A	2014/12/24	2015/01/06
28382	BNP Paribas Arbit Issu B.V. – China Tel Euro Wts Jan 2015 A	2014/12/24	2015/01/06
16104	BNP Paribas Arbit Issu B.V. – China Tel Euro Wts Jan 2015 B	2014/12/24	2015/01/06
13492	BNP Paribas Arbit Issu B.V. – China Unicom Euro Wt Jan 2015A	2014/12/24	2015/01/06
14980	BNP Paribas Arbit Issu B.V. – CITIC Bank Euro Wts Jan 2015 A	2014/12/24	2015/01/06
11310	BNP Paribas Arbit Issu B.V. – CITIC Sec Euro Wts Jan 2015 A	2014/12/24	2015/01/06
11059	BNP Paribas Arbit Issu B.V. – CNOOC European Wts Jan 2015 A	2014/12/24	2015/01/06
28436	BNP Paribas Arbit Issu B.V. – CNOOC European Wts Jan 2015 B	2014/12/24	2015/01/06
12674	BNP Paribas Arbit Issu B.V. – Country Garden Eu Wt Jan 2015A	2014/12/24	2015/01/06
28306	BNP Paribas Arbit Issu B.V. – CRCC European Wts Jan 2015 A	2014/12/24	2015/01/06
28748	BNP Paribas Arbit Issu B.V. – Esprit European Wts Jan 2015 A	2014/12/24	2015/01/06
12675	BNP Paribas Arbit Issu B.V. – Evergrande Euro Wts Jan 2015 A	2014/12/24	2015/01/06
16053	BNP Paribas Arbit Issu B.V. – Geely Auto Euro Wts Jan 2015 A	2014/12/24	2015/01/06
21783	BNP Paribas Arbit Issu B.V. – Greatwall Motor Eu Wt Jan 15 A	2014/12/24	2015/01/06
11303	BNP Paribas Arbit Issu B.V. – Haitong Sec Eu Wts Jan 2015 A	2014/12/24	2015/01/06
21821	BNP Paribas Arbit Issu B.V. – HK Gas European Wts Jan 2015 A	2014/12/24	2015/01/06
25632	BNP Paribas Arbit Issu B.V. – HKEx Euro Put Wts Jan 2015 B	2014/12/24	2015/01/06
22375	BNP Paribas Arbit Issu B.V. – HKEx European Wts Jan 2015 A	2014/12/24	2015/01/06
14979	BNP Paribas Arbit Issu B.V. – HKEx European Wts Jan 2015 C	2014/12/24	2015/01/06
13558	BNP Paribas Arbit Issu B.V. – HSBC European Wts Jan 2015 A	2014/12/24	2015/01/06
27000	BNP Paribas Arbit Issu B.V. – HSBC European Wts Jan 2015 B	2014/12/24	2015/01/06
15878	BNP Paribas Arbit Issu B.V. – Hutchison Euro Wts Jan 2015 A	2014/12/24	2015/01/06
14692	BNP Paribas Arbit Issu B.V. – ICBC European Wts Jan 2015 A	2014/12/24	2015/01/06
15034	BNP Paribas Arbit Issu B.V. – Kingsoft Euro Wts Jan 2015 A	2014/12/24	2015/01/06
21764	BNP Paribas Arbit Issu B.V. – Li & Fung Euro Wts Jan 2015 A	2014/12/24	2015/01/06
16273	BNP Paribas Arbit Issu B.V. – Melco Int'l Dev Eu Wt Jan2015A	2014/12/24	2015/01/06
23014	BNP Paribas Arbit Issu B.V. – New World Dev Eu Wt Jan 2015 A	2014/12/24	2015/01/06
15572	BNP Paribas Arbit Issu B.V. – New World Dev Euro Wt Jan 2015	2014/12/24	2015/01/06
29413	BNP Paribas Arbit Issu B.V. – PICC Group Euro Wts Jan 2015 A	2014/12/24	2015/01/06
29068	BNP Paribas Arbit Issu B.V. – Ping An European Wt Jan 2015 A	2014/12/24	2015/01/06
22368	BNP Paribas Arbit Issu B.V. – R&F Ppt Euro Wts Jan 2015 A	2014/12/24	2015/01/06
15523	BNP Paribas Arbit Issu B.V. – SHK Ppt Eu Put Wts Jan 2015 A	2014/12/24	2015/01/06
12836	BNP Paribas Arbit Issu B.V. – Sihuan Pharm Euro Wts Jan15A	2014/12/24	2015/01/06
29402	BNP Paribas Arbit Issu B.V. – Sinopec Corp Eu Wts Jan 2015 A	2014/12/24	2015/01/06
12641	BNP Paribas Arbit Issu B.V. – SJM Holdings Eu Wts Jan 2015 A	2014/12/24	2015/01/06
15926	BNP Paribas Arbit Issu B.V. – Tencent Eu Put Wt Jan 2015 B	2014/12/24	2015/01/06
13557	BNP Paribas Arbit Issu B.V. – Wharf European Wts Jan 2015 A	2014/12/24	2015/01/06
25174	BNP Paribas Arbit Issu B.V. – Zijin Mining Eu Wts Jan 2015 A	2014/12/24	2015/01/06
12525	BNP Paribas Arbit Issu B.V. – Tencent Hldgs Eu Wt Jan 2015 A	2014/12/24	2015/01/06
13679	BOCI Asia Ltd. – Galaxy Ent European Warrants Jan 2015 A	2014/12/24	2015/01/06
29429	BOCI Asia Ltd. – HSBC European Put Warrants Jan 2015 A	2014/12/24	2015/01/06
29529	BOCI Asia Ltd. – Ping An European Warrants Jan 2015 A	2014/12/24	2015/01/06
11472	Credit Suisse AG – Cheung Kong European Warrants Jan 2015 A	2014/12/24	2015/01/06
16108	Daiwa Capital Mkt – China Cinda European Warrants Jan 2015 A	2014/12/24	2015/01/06
27580	Daiwa Capital Mkt – Sands China European Put Wts Jan 2015 A	2014/12/24	2015/01/06
23304	Goldman Sachs SP (Asia) – Cheung Kong Euro Wts Jan 2015 A	2014/12/24	2015/01/06
13658	Goldman Sachs SP (Asia) – Galaxy Ent Euro Wts Jan 2015 B	2014/12/24	2015/01/06
29989	Goldman Sachs SP (Asia) – Hutchison European Wts Jan 2015 A	2014/12/24	2015/01/06
27462	Goldman Sachs SP (Asia) – Xinyi Glass European Wts Jan 2015A	2014/12/24	2015/01/06
28827	HK Bank – CSR European Warrants Jan 2015 A	2014/12/24	2015/01/06
27269	HK Bank –BYD European Warrants Jan 2015 A	2014/12/24	2015/01/06
26564	J P Morgan SP BV – AAC Acoustic European Warrants Jan 2015 A	2014/12/24	2015/01/06
25730	J P Morgan SP BV – Anhui Conch European Warrants Jan 2015 A	2014/12/24	2015/01/06
26796	J P Morgan SP BV – CC Bank Euro Put Wts Jan 2015 A	2014/12/24	2015/01/06
16477	J P Morgan SP BV – Country Garden European Warrants Jan 15 A	2014/12/24	2015/01/06
25846	J P Morgan SP BV – Geely Auto European Warrants Jan 2015 A	2014/12/24	2015/01/06
15823	J P Morgan SP BV – HKEx European Warrants Jan 2015 A	2014/12/24	2015/01/06
27482	J P Morgan SP BV – Hutchison European Put Wts Jan 2015 C	2014/12/24	2015/01/06
26776	J P Morgan SP BV – ICBC European Put Wts Jan 2015 A	2014/12/24	2015/01/06
26392	J P Morgan SP BV – Ping An European Put Warrants Jan 2015 A	2014/12/24	2015/01/06
26394	J P Morgan SP BV – Sands China European Warrants Jan 2015 A	2014/12/24	2015/01/06
25793	J P Morgan SP BV – SHK Ppt European Put Warrants Jan 2015 A	2014/12/24	2015/01/06
25739	J P Morgan SP BV – Sinopec Corp European Warrants Jan 2015 A	2014/12/24	2015/01/06
25930	Macquarie Bank Ltd. – A50 China European Warrants Jan 2015 A	2014/12/24	2015/01/06
16314	Macquarie Bank Ltd. – AIA European Warrants Jan 2015 A	2014/12/24	2015/01/06
27295	Macquarie Bank Ltd. – AIA European Warrants Jan 2015 B	2014/12/24	2015/01/06
26946	Macquarie Bank Ltd. – Angang Steel European Wts Jan 2015 A	2014/12/24	2015/01/06

List of expired derivative warrants, 2015 (continued)

Code	Warrant	Last trading date	Delisted date
26249	Macquarie Bank Ltd. – Avichina European Warrants Jan 2015 A	2014/12/24	2015/01/06
26842	Macquarie Bank Ltd. – BYD European Warrants Jan 2015 A	2014/12/24	2015/01/06
15073	Macquarie Bank Ltd. – CHALCO European Warrants Jan 2015 A	2014/12/24	2015/01/06
29249	Macquarie Bank Ltd. – CHALCO European Warrants Jan 2015 B	2014/12/24	2015/01/06
28289	Macquarie Bank Ltd. – Cheung Kong European Wts Jan 2015 A	2014/12/24	2015/01/06
13280	Macquarie Bank Ltd. – Chi Res Land European Wts Jan 2015 A	2014/12/24	2015/01/06
15136	Macquarie Bank Ltd. – China Agri European Wts Jan 2015 A	2014/12/24	2015/01/06
25897	Macquarie Bank Ltd. – China Coal European Wts Jan 2015 A	2014/12/24	2015/01/06
12523	Macquarie Bank Ltd. – China EB Int'l European Wts Jan 2015 A	2014/12/24	2015/01/06
29783	Macquarie Bank Ltd. – China EB Ltd Euro Warrants Jan 2015 A	2014/12/24	2015/01/06
24623	Macquarie Bank Ltd. – China Life European Wts Jan 2015 A	2014/12/24	2015/01/06
26258	Macquarie Bank Ltd. – China Mengniu European Wts Jan 2015 A	2014/12/24	2015/01/06
25316	Macquarie Bank Ltd. – China Mobile European Wts Jan 2015 A	2014/12/24	2015/01/06
28853	Macquarie Bank Ltd. – China Mobile European Wts Jan 2015 B	2014/12/24	2015/01/06
15959	Macquarie Bank Ltd. – China Tel European Warrants Jan 2015 A	2014/12/24	2015/01/06
16195	Macquarie Bank Ltd. – China Tel European Warrants Jan 2015 B	2014/12/24	2015/01/06
27935	Macquarie Bank Ltd. – China Unicom European Wts Jan 2015 A	2014/12/24	2015/01/06
14079	Macquarie Bank Ltd. – China Unicom European Wts Jan 2015 B	2014/12/24	2015/01/06
25204	Macquarie Bank Ltd. – CNBM European Warrants Jan 2015 A	2014/12/24	2015/01/06
26699	Macquarie Bank Ltd. – CNOOC European Warrants Jan 2015 A	2014/12/24	2015/01/06
26637	Macquarie Bank Ltd. – CRCC European Warrants Jan 2015 A	2014/12/24	2015/01/06
27250	Macquarie Bank Ltd. – Foxconn European Warrants Jan 2015 A	2014/12/24	2015/01/06
26708	Macquarie Bank Ltd. – HKEx European Put Warrants Jan 2015 B	2014/12/24	2015/01/06
22837	Macquarie Bank Ltd. – HKEx European Warrants Jan 2015 A	2014/12/24	2015/01/06
27237	Macquarie Bank Ltd. – Hutchison European Warrants Jan 2015 A	2014/12/24	2015/01/06
16678	Macquarie Bank Ltd. – ICBC European Warrants Jan 2015 A	2014/12/24	2015/01/06
27124	Macquarie Bank Ltd. – Kingdee Intl European Warrants Jan 15 A	2014/12/24	2015/01/06
24576	Macquarie Bank Ltd. – Kingsoft European Warrants Jan 2015 A	2014/12/24	2015/01/06
23560	Macquarie Bank Ltd. – Li & Fung European Warrants Jan 2015 A	2014/12/24	2015/01/06
23068	Macquarie Bank Ltd. – New World Dev European Wts Jan 2015 A	2014/12/24	2015/01/06
24215	Macquarie Bank Ltd. – New World Dev European Wts Jan 2015 B	2014/12/24	2015/01/06
24790	Macquarie Bank Ltd. – Ping An European Warrants Jan 2015 A	2014/12/24	2015/01/06
26119	Macquarie Bank Ltd. – R&F Ppt European Warrants Jan 2015 A	2014/12/24	2015/01/06
13542	Macquarie Bank Ltd. – Sands China European Wts Jan 2015 A	2014/12/24	2015/01/06
24841	Macquarie Bank Ltd. – SFCE European Warrants Jan 2015 A	2014/12/24	2015/01/06
11042	Macquarie Bank Ltd. – Shui On Land European Wts Jan 2015 A	2014/12/24	2015/01/06
14359	Macquarie Bank Ltd. – Sinopec Corp European Wts Jan 2015 A	2014/12/24	2015/01/06
14080	Macquarie Bank Ltd. – Tencent European Warrants Jan 2015 A	2014/12/24	2015/01/06
29198	Macquarie Bank Ltd. – Tencent European Warrants Jan 2015 B	2014/12/24	2015/01/06
26391	Macquarie Bank Ltd. – Xinyi Glass European Wts Jan 2015 A	2014/12/24	2015/01/06
26010	Merrill Lynch Int'l & Co. C.V. – Galaxy Ent Eu Wts Jan 2015A	2014/12/24	2015/01/06
26164	Nomura Int'l plc – BJ Ent Water European Warrants Jan 2015 A	2014/12/24	2015/01/06
26165	Nomura Int'l plc – Ch Com Service European Wts Jan 2015 A	2014/12/24	2015/01/06
26021	Nomura Int'l plc – China Taiping European Warrants Jan 2015A	2014/12/24	2015/01/06
22911	Nomura Int'l plc – CSOP A50 ETF European Put Wts Jan 2015 A	2014/12/24	2015/01/06
16852	Nomura Int'l plc – HKEx European Warrants Jan 2015 A	2014/12/24	2015/01/06
28130	SGA Societe Generale Acceptance N.V. – AIA Eur Wt Jan 2015 A	2014/12/24	2015/01/06
13391	SGA Societe Generale Acceptance N.V. – AIA Eur Wt Jan 2015 B	2014/12/24	2015/01/06
15486	SGA Societe Generale Acceptance N.V. – BOCL Eu Wt Jan 2015 A	2014/12/24	2015/01/06
28562	SGA Societe Generale Acceptance N.V. – BYD Eu Wt Jan 2015 A	2014/12/24	2015/01/06
27621	SGA Societe Generale Acceptance N.V. – Ch Cinda Eu Wt Jan 2015A	2014/12/24	2015/01/06
16152	SGA Societe Generale Acceptance N.V. – Ch Mob Eu Wt Jan 15 B	2014/12/24	2015/01/06
23501	SGA Societe Generale Acceptance N.V. – Ch Mob Eu Wt Jan 15 C	2014/12/24	2015/01/06
15584	SGA Societe Generale Acceptance N.V. – CHALCO Eu Wt Jan 15 A	2014/12/24	2015/01/06
25295	SGA Societe Generale Acceptance N.V. – CK(H) Eu Wt Jan 2015A	2014/12/24	2015/01/06
12592	SGA Societe Generale Acceptance N.V. – CMB Eu Wts Jan 2015 A	2014/12/24	2015/01/06
15917	SGA Societe Generale Acceptance N.V. – CMob Eu Put Wt Jan 2015A	2014/12/24	2015/01/06
14382	SGA Societe Generale Acceptance N.V. – CP&CC Eu Wt Jan 2015A	2014/12/24	2015/01/06
27399	SGA Societe Generale Acceptance N.V. – CP&CC Eu Wt Jan 2015C	2014/12/24	2015/01/06
15417	SGA Societe Generale Acceptance N.V. – HKEx Eu Wt Jan 2015 A	2014/12/24	2015/01/06
15778	SGA Societe Generale Acceptance N.V. – HKEx Eu Wt Jan 2015 B	2014/12/24	2015/01/06
29554	SGA Societe Generale Acceptance N.V. – HSBC Eu Wt Jan 2015 A	2014/12/24	2015/01/06
29828	SGA Societe Generale Acceptance N.V. – HSBC Eu Wt Jan 2015 B	2014/12/24	2015/01/06
27631	SGA Societe Generale Acceptance N.V. – HWL Eur Put Wt Jan 2015B	2014/12/24	2015/01/06
27630	SGA Societe Generale Acceptance N.V. – HWL Eur Wt Jan 2015 A	2014/12/24	2015/01/06
14477	SGA Societe Generale Acceptance N.V. – ICBC Eu Wt Jan 2015 A	2014/12/24	2015/01/06
14971	SGA Societe Generale Acceptance N.V. – Kingsoft Eu Wt Jan 2015A	2014/12/24	2015/01/06
26090	SGA Societe Generale Acceptance N.V. – Kingsoft Eu Wt Jan 2015C	2014/12/24	2015/01/06
27405	SGA Societe Generale Acceptance N.V. – SHK P Eu Wt Jan 2015B	2014/12/24	2015/01/06
16471	SGA Societe Generale Acceptance N.V. – SHKP Eu Put Wt Jan 2015A	2014/12/24	2015/01/06
17088	SGA Societe Generale Acceptance N.V. – SJM Hold Eu Wt Jan 2015A	2014/12/24	2015/01/06
28575	SGA Societe Generale Acceptance N.V. – A50 Ch Eu Wt Jan 2015A	2014/12/24	2015/01/06
15742	SGA Societe Generale Acceptance N.V. – CCCCL Eu Wt Jan 2015 A	2014/12/24	2015/01/06
15510	SGA Societe Generale Acceptance N.V. – CCoal Eu Wt Jan 2015 A	2014/12/24	2015/01/06
15588	SGA Societe Generale Acceptance N.V. – CCoal Eu Wt Jan 2015 B	2014/12/24	2015/01/06
27751	SGA Societe Generale Acceptance N.V. – CLife Eu Wt Jan 2015 A	2014/12/24	2015/01/06
14618	SGA Societe Generale Acceptance N.V. – CLife Eu Wt Jan 2015 B	2014/12/24	2015/01/06
25298	SGA Societe Generale Acceptance N.V. – CP&CC Eu Put Wt Jan 2015B	2014/12/24	2015/01/06
16936	SGA Societe Generale Acceptance N.V. – Greatwall Eu Wt Jan 2015A	2014/12/24	2015/01/06
22730	SGA Societe Generale Acceptance N.V. – MGM China Eu Wt Jan 2015A	2014/12/24	2015/01/06
27479	SGA Societe Generale Acceptance N.V. – Ping An Eu Wt Jan 15 A	2014/12/24	2015/01/06
13272	SGA Societe Generale Acceptance N.V. – Tencent Eu Wt Jan 15 A	2014/12/24	2015/01/06
22195	SGA Societe Generale Acceptance N.V. – Tencent Eu Wt Jan 15 B	2014/12/24	2015/01/06
14691	SGA Societe Generale Acceptance N.V. – Tencent Eu Wt Jan 15 C	2014/12/24	2015/01/06
27367	SGA Societe Generale Acceptance N.V. – CAM CSI300 Eu Wt Jan 2015A	2014/12/24	2015/01/06
14095	SGA Societe Generale Acceptance N.V. – ChiUnicom Eu Wt Jan 2015A	2014/12/24	2015/01/06
27366	SGA Societe Generale Acceptance N.V. – Galaxy Ent Eu Wt Jan 2015A	2014/12/24	2015/01/06

List of expired derivative warrants, 2015 (continued)

Code	Warrant	Last trading date	Delisted date
27371	SGA Societe Generale Acceptance N.V.-Galaxy Eu Put Wt Jan15B	2014/12/24	2015/01/06
22638	SGA Societe Generale Acceptance N.V.-Wynn Macau Eu Wt Jan15A	2014/12/24	2015/01/06
25127	SGA Societe Generale Acceptance N.V.-Sands China Eu Wt Jan15A	2014/12/24	2015/01/06
28134	SGA Societe Generale Acceptance NV-CSOP A50 ETF Eu Wt Jan15A	2014/12/24	2015/01/06
25329	SGA Societe Generale Acceptance NV-Kingsoft Eu Put Wt Jan15B	2014/12/24	2015/01/06
27377	SGA Societe Generale Acceptance NV-Minsheng Bk Eu Wt Jan15 B	2014/12/24	2015/01/06
18267	SGA Societe Generale Acceptance NV-NewWorld Dev Eu Wt Jan15A	2014/12/24	2015/01/06
27395	SGA Societe Generale Acceptance NV-Sands Ch Eu Put Wt Jan15B	2014/12/24	2015/01/06
13917	Standard Chartered Bank – China Coal European Wts Jan 2015 A	2014/12/24	2015/01/06
24878	Standard Chartered Bank – CNOOC European Warrants Jan 2015 A	2014/12/24	2015/01/06
15372	Standard Chartered Bank – HKEx European Warrants Jan 2015 A	2014/12/24	2015/01/06
24754	Standard Chartered Bank – Wharf European Warrants Jan 2015 A	2014/12/24	2015/01/06
29281	UBS AG – HSBC European Put Warrants Jan 2015 A	2014/12/24	2015/01/06
15751	UBS AG – Ping An European Warrants Jan 2015 B	2014/12/24	2015/01/06
16268	UBS AG – Sinopec Corp European Warrants Jan 2015 B	2014/12/24	2015/01/06
13522	UBS AG – Tencent Holdings European Warrants Jan 2015 B	2014/12/24	2015/01/06
14717	Bank of East Asia – China Overseas Euro Warrants Jan 2015 A	2014/12/29	2015/01/07
26026	Nomura Int'l plc – Haier Elec European Warrants Jan 2015 A	2014/12/29	2015/01/07
26005	Nomura Int'l plc – Lumena Newmat European Wts Jan 2015 A	2014/12/29	2015/01/07
26038	Nomura Int'l plc – Sh Electric European Warrants Jan 2015 A	2014/12/29	2015/01/07
25205	Standard Chartered Bank – Cheung Kong Euro Wts Jan 2015 A	2014/12/29	2015/01/07
25208	Standard Chartered Bank – Cheung Kong European Put Wt Jan15B	2014/12/29	2015/01/07
15363	Standard Chartered Bank – China Overseas Euro Wt Jan 2015 A	2014/12/29	2015/01/07
15903	Standard Chartered Bank – HuanengPower Euro Wts Jan 2015 A	2014/12/29	2015/01/07
16095	Standard Chartered Bank – Tencent Hldg Eu Put Wts Jan 2015 C	2014/12/29	2015/01/07
13853	Standard Chartered Bank – Tencent Hldg Euro Wts Jan 2015 A	2014/12/29	2015/01/07
16094	Standard Chartered Bank – Tencent Hldg Euro Wts Jan 2015 B	2014/12/29	2015/01/07
27652	Bank of East Asia – BYD European Warrants Jan 2015 A	2014/12/31	2015/01/08
13794	Goldman Sachs SP (Asia) – HKEx European Warrants Jan 2015 B	2014/12/31	2015/01/08
13003	HK Bank – HKEx European Warrants Jan 2015 B	2014/12/31	2015/01/08
15653	J P Morgan SP BV – HKEx European Warrants Jan 2015 B	2014/12/31	2015/01/08
11612	Macquarie Bank Ltd. – HKEx European Warrants Jan 2015 C	2014/12/31	2015/01/08
14538	SGA Societe Generale Acceptance N.V. – HKEx Eu Wt Jan 2015 C	2014/12/31	2015/01/08
14124	Standard Chartered Bank – CITIC Bank European Wts Jan 2015 A	2014/12/31	2015/01/08
15193	UBS AG – Tencent Holdings European Warrants Jan 2015 C	2014/12/31	2015/01/08
24549	Bank of East Asia – Minsheng Bank European Warrants Jan 15 A	2015/01/02	2015/01/09
29446	Daiwa Capital Mkt – HKEx European Warrants Jan 2015 B	2015/01/02	2015/01/09
29133	Macquarie Bank Ltd. – HSBC European Warrants Jan 2015 A	2015/01/02	2015/01/09
26032	Nomura Int'l plc – Minsheng Bank European Wts Jan 2015 A	2015/01/02	2015/01/09
14633	Standard Chartered Bank – Cathay Pac Air Euro Wts Jan 2015 A	2015/01/02	2015/01/09
13137	UBS AG – HSBC European Warrants Jan 2015 C	2015/01/02	2015/01/09
28856	BOCI Asia Ltd. – Cheung Kong European Warrants Jan 2015 A	2015/01/05	2015/01/12
22671	HK Bank – CSOP A50 ETF European Put Warrants Jan 2015 A	2015/01/05	2015/01/12
16697	Nomura Int'l plc – CSR European Warrants Sep 2016 A	2015/01/09	2015/01/12
16694	Nomura Int'l plc – CITIC Bank European Warrants Jan 2015 A	2015/01/05	2015/01/12
27651	UBS AG – Wynn Macau European Put Warrants Jan 2015 A	2015/01/05	2015/01/12
29971	BOCI Asia Ltd. – HKEx European Warrants Jan 2015 A	2015/01/06	2015/01/13
29976	BOCI Asia Ltd. – HSBC European Warrants Jan 2015 B	2015/01/06	2015/01/13
29725	Credit Suisse AG – HKEx European Warrants Jan 2015 B	2015/01/06	2015/01/13
29570	Credit Suisse AG – HSBC European Wts Jan 2015 B	2015/01/06	2015/01/13
16692	Credit Suisse AG – ICBC European Warrants Jan 2015 B	2015/01/06	2015/01/13
27768	Goldman Sachs SP (Asia) – SHK Ppt European Wts Jan 2015 A	2015/01/06	2015/01/13
28091	Merrill Lynch Int'l & Co. C.V. – CK(H) Euro Wts Jan 2015 A	2015/01/06	2015/01/13
22640	Standard Chartered Bank – MTRC European Warrants Jan 2015 A	2015/01/06	2015/01/13
29676	Daiwa Capital Mkt – BYD European Warrants Jan 2015 B	2015/01/07	2015/01/14
28499	Citigroup Global Mkt H Inc. – HKEx European Wts Jan 2015 A	2015/01/08	2015/01/15
24643	Standard Chartered Bank – A50 China Euro Put Wts Jan 2015 A	2015/01/08	2015/01/15
28395	UBS AG – CC Bank European Warrants Jan 2015 A	2015/01/08	2015/01/15
12814	Citigroup Global Mkt H Inc. – PetroChina Euro Wts Jan 2015 A	2015/01/09	2015/01/16
27927	Daiwa Capital Mkt – HSBC European Warrants Jan 2015 A	2015/01/09	2015/01/16
18809	Credit Suisse AG – Cheung Kong European Warrants Mar 2017 A	2015/01/16	2015/01/19
18549	Credit Suisse AG – Hutchison European Warrants Jun 2015 A	2015/01/16	2015/01/19
17946	Credit Suisse AG – Hutchison European Warrants Nov 2015 A	2015/01/16	2015/01/19
27578	Daiwa Capital Mkt – Galaxy Ent European Warrants Jan 2015 A	2015/01/12	2015/01/19
28655	UBS AG – Li & Fung European Warrants Jan 2015 B	2015/01/12	2015/01/19
14154	Bank of East Asia – China Cinda European Warrants Jan 2015 A	2015/01/13	2015/01/20
27947	BOCI Asia Ltd. – Sands China European Put Wts Jan 2015 A	2015/01/13	2015/01/20
27548	Citigroup Global Mkt H Inc. – Minsheng Bank Euro Wts Jan15 A	2015/01/13	2015/01/20
24054	Credit Suisse AG – Minsheng Bank European Wts Jan 2015 A	2015/01/13	2015/01/20
27639	J P Morgan SP BV – Minsheng Bank European Wts Jan 2015 A	2015/01/13	2015/01/20
18531	SGA Societe Generale Acceptance NV-Minsheng Bk Eu Wt Jan15 A	2015/01/13	2015/01/20
28265	Standard Chartered Bank – China Mengniu Euro Wts Jan 2015 A	2015/01/13	2015/01/20
15082	UBS AG – China Overseas European Warrants Jan 2015 A	2015/01/13	2015/01/20
15241	UBS AG – Evergrande European Warrants Jan 2015 A	2015/01/13	2015/01/20
28774	Daiwa Capital Mkt – BYD European Warrants Jan 2015 A	2015/01/14	2015/01/21
28763	UBS AG – BYD European Warrants Jan 2015 A	2015/01/14	2015/01/21
22159	Bank of East Asia – A50 China European Put Wts Jan 2015 A	2015/01/15	2015/01/22
23087	Bank of East Asia – HKEx European Warrants Jan 2015 A	2015/01/15	2015/01/22
28819	UBS AG – China Mobile European Put Warrants Jan 2015 A	2015/01/15	2015/01/22
29448	Standard Chartered Bank – China Mobile Euro Wts Jan 2015 A	2015/01/16	2015/01/23
13138	UBS AG – Li & Fung European Warrants Jan 2015 A	2015/01/16	2015/01/23
29064	UBS AG – PetroChina European Warrants Jan 2015 A	2015/01/16	2015/01/23
29065	UBS AG – SPDR Gold Trust European Warrants Jan 2015 A	2015/01/16	2015/01/23
12824	Citigroup Global Mkt H Inc. – China Mobile Eur Wt Jan 2015 A	2015/01/19	2015/01/26
15841	Citigroup Global Mkt H Inc. – Hutchison Euro Wts Jan 2015 A	2015/01/19	2015/01/26
13668	Citigroup Global Mkt H Inc. – Ping An Euro Wts Jan 2015 A	2015/01/19	2015/01/26
26740	Daiwa Capital Mkt – Ping An European Warrants Jan 2015 A	2015/01/19	2015/01/26

List of expired derivative warrants, 2015 (continued)

Code	Warrant	Last trading date	Delisted date
12528	HK Bank – China Mobile European Warrants Jan 2015 B	2015/01/19	2015/01/26
29653	HK Bank – Ping An European Warrants Jan 2015 A	2015/01/19	2015/01/26
14348	Standard Chartered Bank – CNOOC European Put Wts Jan 2015 B	2015/01/19	2015/01/26
16176	Standard Chartered Bank – Ping An European Wts Jan 2015 A	2015/01/19	2015/01/26
14452	UBS AG – AIA European Put Warrants Jan 2015 A	2015/01/19	2015/01/26
29276	UBS AG – HKEx European Warrants Jan 2015 A	2015/01/19	2015/01/26
29563	UBS AG – HSBC European Warrants Jan 2015 B	2015/01/19	2015/01/26
13127	UBS AG – Kingsoft European Warrants Jan 2015 A	2015/01/19	2015/01/26
29478	UBS AG – Ping An European Warrants Jan 2015 A	2015/01/19	2015/01/26
29044	BOCI Asia Ltd. – BYD European Warrants Jan 2015 A	2015/01/20	2015/01/27
12796	BOCI Asia Ltd. – Li & Fung European Warrants Jan 2015 A	2015/01/20	2015/01/27
27948	BOCI Asia Ltd. – PetroChina European Warrants Jan 2015 A	2015/01/20	2015/01/27
29128	Citigroup Global Mkt H Inc. – Avichina European Wts Jan15A	2015/01/20	2015/01/27
28416	Credit Suisse AG – BYD European Warrants Jan 2015 A	2015/01/20	2015/01/27
28423	Credit Suisse AG – China Mengniu European Wts Jan 2015 A	2015/01/20	2015/01/27
29258	Credit Suisse AG – HSBC European Wts Jan 2015 A	2015/01/20	2015/01/27
16468	Credit Suisse AG – Tencent Holdings European Wts Jan 2015 B	2015/01/20	2015/01/27
28415	Credit Suisse AG – Xinyi Glass European Warrants Jan 2015 A	2015/01/20	2015/01/27
15385	Credit Suisse AG – ZTE European Warrants Jan 2015 A	2015/01/20	2015/01/27
15398	HK Bank – CITIC European Warrants Jan 2015 A	2015/01/20	2015/01/27
15784	HK Bank – Galaxy Ent European Warrants Jan 2015 A	2015/01/20	2015/01/27
23158	HK Bank – Minsheng Bank European Warrants Jan 2015 A	2015/01/20	2015/01/27
15698	J P Morgan SP BV – CSOP A50 ETF European Warrants Jan 2015 A	2015/01/20	2015/01/27
16907	Nomura Int'l plc – CITIC European Warrants Jan 2015 A	2015/01/20	2015/01/27
29148	Nomura Int'l plc – ZTE European Warrants Jan 2015 A	2015/01/20	2015/01/27
14512	Standard Chartered Bank – China Mobile Euro Wts Jan 2015 C	2015/01/20	2015/01/27
15831	UBS AG – CITIC European Warrants Jan 2015 A	2015/01/20	2015/01/27
16253	UBS AG – Sinopec Corp European Warrants Jan 2015 A	2015/01/20	2015/01/27
28935	UBS AG – ZTE European Warrants Jan 2015 A	2015/01/20	2015/01/27
21123	CC Rabobank B.A. – New World Dev European Wts Jan 2015 A	2015/01/21	2015/01/28
16592	Citigroup Global Mkt H Inc. – Ping An Euro Wts Jan 2015 B	2015/01/21	2015/01/28
14518	Citigroup Global Mkt H Inc. –Tencent European Wts Jan 2015 A	2015/01/21	2015/01/28
14031	Credit Suisse – Huaneng Power European Warrants Jan 2015 A	2015/01/21	2015/01/28
28270	Credit Suisse AG – HKEx European Put Warrants Jan 2015 A	2015/01/21	2015/01/28
11141	Daiwa Capital Mkt – PICC European Warrants Jan 2015 A	2015/01/21	2015/01/28
11102	Goldman Sachs SP (Asia) – PICC European Warrants Jan 2015 A	2015/01/21	2015/01/28
12537	HK Bank – China Tel European Warrants Jan 2015 A	2015/01/21	2015/01/28
15988	HK Bank – Minsheng Bank European Warrants Jan 2015 B	2015/01/21	2015/01/28
21153	HK Bank – New World Dev European Warrants Jan 2015 A	2015/01/21	2015/01/28
11098	HK Bank – PICC European Warrants Jan 2015 A	2015/01/21	2015/01/28
16443	HK Bank – Ping An European Warrants Jan 2015 C	2015/01/21	2015/01/28
16675	HK Bank – Tencent European Warrants Jan 2015 E	2015/01/21	2015/01/28
16159	Nomura Int'l plc – AviChina European Warrants Jan 2015 A	2015/01/21	2015/01/28
16633	Standard Chartered Bank – Ping An European Wts Jan 2015 B	2015/01/21	2015/01/28
15643	UBS AG – A50 China European Warrants Jan 2015 A	2015/01/21	2015/01/28
11063	UBS AG – Cheung Kong European Put Warrants Jan 2015 A	2015/01/21	2015/01/28
29557	UBS AG – China Mobile European Warrants Jan 2015 C	2015/01/21	2015/01/28
15882	UBS AG – China Shenhua European Warrants Jan 2015 A	2015/01/21	2015/01/28
15791	UBS AG – GCL-Poly Energy European Warrants Jan 2015 A	2015/01/21	2015/01/28
28641	UBS AG – Stanchart European Warrants Jan 2015 A	2015/01/21	2015/01/28
15726	BOCI Asia Ltd. – Tencent Holdings European Wts Jan 2015 A	2015/01/22	2015/01/29
14014	Citigroup Global Mkt H Inc. – HKEx European Wts Jan 2015 B	2015/01/22	2015/01/29
14524	Citigroup Global Mkt H Inc. –Tencent European Wts Jan 2015 B	2015/01/22	2015/01/29
16712	Credit Suisse AG – Tencent Holdings European Wts Jan 2015 E	2015/01/22	2015/01/29
16397	Daiwa Capital Mkt –Agricultural Bank European Wts Jan 2015 A	2015/01/22	2015/01/29
28015	Goldman Sachs SP (Asia) – A50 China European Wts Jan 2015 A	2015/01/22	2015/01/29
16307	Goldman Sachs SP (Asia) –Tencent European Wt Jan 2015 A	2015/01/22	2015/01/29
13021	HK Bank – A50 China European Warrants Jan 2015 B	2015/01/22	2015/01/29
24516	HK Bank – Anhui Conch European Warrants Jan 2015 A	2015/01/22	2015/01/29
11979	HK Bank – Jiangxi Copper European Warrants Jan 2015 A	2015/01/22	2015/01/29
14754	HK Bank – Tencent European Warrants Jan 2015 B	2015/01/22	2015/01/29
16231	HK Bank – Tencent European Warrants Jan 2015 C	2015/01/22	2015/01/29
14157	Standard Chartered Bank – A50 China Euro Warrants Jan 2015 B	2015/01/22	2015/01/29
12952	Standard Chartered Bank – AIA European Put Wts Jan 2015 A	2015/01/22	2015/01/29
29355	Standard Chartered Bank – CC Bank European Wts Jan 2015 A	2015/01/22	2015/01/29
15369	Standard Chartered Bank – CSOP A50 ETF Euro Wts Jan 2015 A	2015/01/22	2015/01/29
16465	Standard Chartered Bank – Tencent Hldg Euro Wts Jan 2015 D	2015/01/22	2015/01/29
15575	Standard Chartered Bank –Kingsoft European Wts Jan 2015 A	2015/01/22	2015/01/29
12261	Standard Chartered Bank –PetroChina European Wts Jan 2015 A	2015/01/22	2015/01/29
13987	Standard Chartered Bank –YZ Coal European Wts Jan 2015 A	2015/01/22	2015/01/29
28902	UBS AG – Anhui Conch European Warrants Jan 2015 A	2015/01/22	2015/01/29
26793	Bank of East Asia – Li & Fung European Put Wts Jan 2015 B	2015/01/23	2015/01/30
26792	Bank of East Asia – Li & Fung European Warrants Jan 2015 A	2015/01/23	2015/01/30
29450	BNP Paribas Arbit Issu B.V. – HSI Euro Put Wts Jan 2015 A	2015/01/23	2015/01/30
12378	BNP Paribas Arbit Issu B.V. – HSI Euro Put Wts Jan 2015 B	2015/01/23	2015/01/30
29425	BOCI Asia Ltd. – HSI European Put Warrants Jan 2015 A	2015/01/23	2015/01/30
13482	BOCI Asia Ltd. – HSI European Put Warrants Jan 2015 C	2015/01/23	2015/01/30
13469	BOCI Asia Ltd. – HSI European Warrants Jan 2015 B	2015/01/23	2015/01/30
29421	Credit Suisse AG – A50 China European Put Wts Jan 2015 A	2015/01/23	2015/01/30
29370	Credit Suisse AG – China Cinda European Warrants Jan 2015 A	2015/01/23	2015/01/30
28858	Credit Suisse AG – China Mobile European Warrants Jan 2015 A	2015/01/23	2015/01/30
28946	Credit Suisse AG – ChiUnicom European Warrants Jan 2015 A	2015/01/23	2015/01/30
29718	Credit Suisse AG – HSI European Put Warrants Jan 2015 A	2015/01/23	2015/01/30
11609	Credit Suisse AG – HSI European Put Warrants Jan 2015 B	2015/01/23	2015/01/30
16371	Credit Suisse AG – HSI European Put Warrants Jan 2015 C	2015/01/23	2015/01/30
16621	Credit Suisse AG – HSI European Put Warrants Jan 2015 D	2015/01/23	2015/01/30
16657	Credit Suisse AG – HSI European Put Warrants Jan 2015 E	2015/01/23	2015/01/30

List of expired derivative warrants, 2015 (continued)

Code	Warrant	Last trading date	Delisted date
16734	Credit Suisse AG – HSI European Warrants Jan 2015 F	2015/01/23	2015/01/30
28731	Credit Suisse AG – New World Dev European Wts Jan 2015 A	2015/01/23	2015/01/30
29374	Goldman Sachs SP (Asia) – CC Bank European Wts Jan 2015 A	2015/01/23	2015/01/30
29060	Goldman Sachs SP (Asia) – China Mobile Eu Put Wts Jan 2015 A	2015/01/23	2015/01/30
29061	Goldman Sachs SP (Asia) – China Unicom Euro Wts Jan 2015 A	2015/01/23	2015/01/30
29062	Goldman Sachs SP (Asia) – CSOP A50 ETF Euro Wts Jan 2015 A	2015/01/23	2015/01/30
29125	Goldman Sachs SP (Asia) – HSI European Put Wts Jan 2015 A	2015/01/23	2015/01/30
29126	Goldman Sachs SP (Asia) – HSI European Put Wts Jan 2015 B	2015/01/23	2015/01/30
29950	Goldman Sachs SP (Asia) – HSI European Put Wts Jan 2015 C	2015/01/23	2015/01/30
12587	Goldman Sachs SP (Asia) – HSI European Warrants Jan 2015 D	2015/01/23	2015/01/30
16680	Goldman Sachs SP (Asia) – HSI European Warrants Jan 2015 E	2015/01/23	2015/01/30
16539	Goldman Sachs SP (Asia) – Tencent European Wt Jan 2015 B	2015/01/23	2015/01/30
29017	HK Bank – HSCEI European Put Warrants Jan 2015 A	2015/01/23	2015/01/30
29641	HK Bank – HSI European Put Warrants Jan 2015 A	2015/01/23	2015/01/30
29965	HK Bank – HSI European Put Warrants Jan 2015 B	2015/01/23	2015/01/30
13837	HK Bank – HSI European Put Warrants Jan 2015 D	2015/01/23	2015/01/30
16836	HK Bank – HSI European Put Warrants Jan 2015 E	2015/01/23	2015/01/30
13834	HK Bank – HSI European Warrants Jan 2015 C	2015/01/23	2015/01/30
17011	HK Bank – HSI European Warrants Jan 2015 F	2015/01/23	2015/01/30
27892	J P Morgan SP BV – HSCEI European Put Warrants Jan 2015 B	2015/01/23	2015/01/30
18395	J P Morgan SP BV – HSCEI European Wts Jan 2015 A	2015/01/23	2015/01/30
27896	J P Morgan SP BV – HSCEI European Wts Jan 2015 C	2015/01/23	2015/01/30
29156	J P Morgan SP BV – HSI European Put Warrants Jan 2015 B	2015/01/23	2015/01/30
29324	J P Morgan SP BV – HSI European Put Warrants Jan 2015 D	2015/01/23	2015/01/30
29085	J P Morgan SP BV – HSI European Warrants Jan 2015 A	2015/01/23	2015/01/30
29315	J P Morgan SP BV – HSI European Warrants Jan 2015 C	2015/01/23	2015/01/30
29391	J P Morgan SP BV – HSI European Warrants Jan 2015 E	2015/01/23	2015/01/30
16663	J P Morgan SP BV – New World Dev European Wts Jan 2015 A	2015/01/23	2015/01/30
27511	SGA Societe Generale Acceptance N.V. – HSI Eur Wt Jan 15 A	2015/01/23	2015/01/30
29334	SGA Societe Generale Acceptance N.V. – HSI Eur Wt Jan 2015 C	2015/01/23	2015/01/30
27521	SGA Societe Generale Acceptance N.V. – HSI Eu Put Wt Jan 15 B	2015/01/23	2015/01/30
29708	SGA Societe Generale Acceptance N.V. – HSI Eu Put Wt Jan 15 D	2015/01/23	2015/01/30
11188	SGA Societe Generale Acceptance N.V. – HSI Eu Put Wt Jan 15 E	2015/01/23	2015/01/30
15207	Standard Chartered Bank – BOC HK European Wts Jan 2015 A	2015/01/23	2015/01/30
13541	Standard Chartered Bank – Ch Ship Cont Euro Wts Jan 2015 A	2015/01/23	2015/01/30
22462	Standard Chartered Bank – Chi Res Power Euro Wts Jan 2015 A	2015/01/23	2015/01/30
28714	Standard Chartered Bank – HSCEI European Put Wts Jan 2015 A	2015/01/23	2015/01/30
28717	Standard Chartered Bank – HSCEI European Warrants Jan 2015 B	2015/01/23	2015/01/30
29485	Standard Chartered Bank – HSI European Put Wts Jan 2015 A	2015/01/23	2015/01/30
29568	Standard Chartered Bank – HSI European Put Wts Jan 2015 B	2015/01/23	2015/01/30
16343	Standard Chartered Bank – HSI European Put Wts Jan 2015 D	2015/01/23	2015/01/30
16830	Standard Chartered Bank – HSI European Put Wts Jan 2015 E	2015/01/23	2015/01/30
14432	Standard Chartered Bank – HSI European Warrants Jan 2015 C	2015/01/23	2015/01/30
16902	Standard Chartered Bank – HSI European Warrants Jan 2015 F	2015/01/23	2015/01/30
16910	Standard Chartered Bank – HSI European Warrants Jan 2015 G	2015/01/23	2015/01/30
15520	Standard Chartered Bank – Hutchison Euro Euro Wts Jan 2015 A	2015/01/23	2015/01/30
12141	Standard Chartered Bank – ICBC European Put Wts Jan 2015 A	2015/01/23	2015/01/30
29371	UBS AG – China Mobile European Put Warrants Jan 2015 B	2015/01/23	2015/01/30
17090	UBS AG – HSCEI European Put Warrants Jan 2015 B	2015/01/23	2015/01/30
16699	UBS AG – HSCEI European Warrants Jan 2015 A	2015/01/23	2015/01/30
29279	UBS AG – HSI European Put Warrants Jan 2015 B	2015/01/23	2015/01/30
29985	UBS AG – HSI European Put Warrants Jan 2015 C	2015/01/23	2015/01/30
29277	UBS AG – HSI European Warrants Jan 2015 A	2015/01/23	2015/01/30
16644	UBS AG – HSI European Warrants Jan 2015 D	2015/01/23	2015/01/30
13819	Bank of East Asia – CNOOC European Put Warrants Jan 2015 A	2015/01/26	2015/02/02
14101	Bank of East Asia – Tencent Holdings European Wts Jan 2015 A	2015/01/26	2015/02/02
15843	Citigroup Global Mkt H Inc. – China Mobile Eur Wt Feb 2015 D	2015/01/30	2015/02/02
16718	Citigroup Global Mkt H Inc. – HSBC European Wts Jan 2015 A	2015/01/26	2015/02/02
13418	Citigroup Global Mkt H Inc. – Swire Properties Eu Wt Jan 15A	2015/01/26	2015/02/02
29274	Credit Suisse AG – Anton Oilfield European Warrants Jan 15 A	2015/01/26	2015/02/02
11581	Credit Suisse AG – CC Bank European Put Warrants Jan 2015 B	2015/01/26	2015/02/02
28582	Credit Suisse AG – CC Bank European Warrants Jan 2015 A	2015/01/26	2015/02/02
16219	Credit Suisse AG – CC Bank European Warrants Jan 2015 C	2015/01/26	2015/02/02
29120	Credit Suisse AG – China Mobile European Put Wts Jan 2015 B	2015/01/26	2015/02/02
29442	Credit Suisse AG – China Mobile European Put Wts Jan 2015 D	2015/01/26	2015/02/02
13407	Credit Suisse AG – China Mobile European Put Wts Jan 2015 E	2015/01/26	2015/02/02
29439	Credit Suisse AG – China Mobile European Warrants Jan 2015 C	2015/01/26	2015/02/02
14021	Credit Suisse AG – Galaxy Ent European Put Wts Jan 2015 B	2015/01/26	2015/02/02
12154	Credit Suisse AG – Galaxy Ent European Warrants Jan 2015 A	2015/01/26	2015/02/02
14811	Credit Suisse AG – Gome European Warrants Jan 2015 A	2015/01/26	2015/02/02
15814	Credit Suisse AG – Hutchison European Warrants Jan 2015 A	2015/01/26	2015/02/02
11590	Credit Suisse AG – ICBC European Put Warrants Jan 2015 A	2015/01/26	2015/02/02
29273	Credit Suisse AG – Kingsoft European Put Warrants Jan 2015 A	2015/01/26	2015/02/02
29438	Credit Suisse AG – Minsheng Bank European Wts Jan 2015 B	2015/01/26	2015/02/02
29106	Credit Suisse AG – PetroChina European Warrants Jan 2015 A	2015/01/26	2015/02/02
16032	Credit Suisse AG – Ping An European Put Warrants Jan 2015 B	2015/01/26	2015/02/02
29455	Credit Suisse AG – Ping An European Warrants Jan 2015 A	2015/01/26	2015/02/02
29116	Credit Suisse AG – Sinopec Corp European Warrants Jan 2015 A	2015/01/26	2015/02/02
16439	Credit Suisse AG – Tencent Holdings European Wts Jan 2015 A	2015/01/26	2015/02/02
13111	Credit Suisse AG – Tencent Holdings European Wts Jan 2015 C	2015/01/26	2015/02/02
15081	Credit Suisse AG – Tencent Holdings European Wts Jan 2015 D	2015/01/26	2015/02/02
16383	Daiwa Capital Mkt – Tencent Holdings Euro Put Wts Jan 2015 A	2015/01/26	2015/02/02
13410	Goldman Sachs SP (Asia) – China Mobile Euro Wts Jan 2015 B	2015/01/26	2015/02/02
28133	Goldman Sachs SP (Asia) – Galaxy Ent Euro Put Wts Jan 2015 A	2015/01/26	2015/02/02
28107	Goldman Sachs SP (Asia) – HKEx European Warrants Jan 2015 A	2015/01/26	2015/02/02
28132	Goldman Sachs SP (Asia) – HSBC European Warrants Jan 2015 A	2015/01/26	2015/02/02
27220	Goldman Sachs SP (Asia) – Huadian Power European Wts Jan 15B	2015/01/26	2015/02/02

List of expired derivative warrants, 2015 (continued)

Code	Warrant	Last trading date	Delisted date
15763	Goldman Sachs SP (Asia) – Hutchison European Wts Jan 2015 B	2015/01/26	2015/02/02
27167	Goldman Sachs SP (Asia) – PetroChina European Wts Jan 2015 A	2015/01/26	2015/02/02
29600	Goldman Sachs SP (Asia) – Ping An European Wts Jan 2015 A	2015/01/26	2015/02/02
28122	Goldman Sachs SP (Asia) – Tracker Fund European Wts Jan15A	2015/01/26	2015/02/02
28523	HK Bank – A50 China European Warrants Jan 2015 A	2015/01/26	2015/02/02
29350	HK Bank – AIA European Put Warrants Jan 2015 A	2015/01/26	2015/02/02
28793	HK Bank – Ch Comm Cons European Warrants Jan 2015 A	2015/01/26	2015/02/02
29028	HK Bank – China Mobile European Put Warrants Jan 2015 A	2015/01/26	2015/02/02
28798	HK Bank – China Railway European Warrants Jan 2015 A	2015/01/26	2015/02/02
29207	HK Bank – Datang Power European Warrants Jan 2015 A	2015/01/26	2015/02/02
28648	HK Bank – Foxconn European Warrants Jan 2015 A	2015/01/26	2015/02/02
28304	HK Bank – GCL-Poly Energy European Warrants Jan 2015 A	2015/01/26	2015/02/02
28537	HK Bank – HKEx European Warrants Jan 2015 A	2015/01/26	2015/02/02
29399	HK Bank – HWL European Warrants Jan 2015 A	2015/01/26	2015/02/02
29202	HK Bank – Lenovo European Warrants Jan 2015 A	2015/01/26	2015/02/02
27288	HK Bank – Mengniu European Warrants Jan 2015 A	2015/01/26	2015/02/02
29181	HK Bank – PetroChina European Warrants Jan 2015 A	2015/01/26	2015/02/02
15128	HK Bank – Ping An European Put Warrants Jan 2015 B	2015/01/26	2015/02/02
16558	HK Bank – Tencent European Warrants Jan 2015 D	2015/01/26	2015/02/02
16137	J P Morgan SP BV – Avichina European Warrants Jan 2015 A	2015/01/26	2015/02/02
14283	J P Morgan SP BV – China Mob European Wts Jan 2015 A	2015/01/26	2015/02/02
28148	J P Morgan SP BV – Galaxy Ent European Put Wts Jan 2015 A	2015/01/26	2015/02/02
29511	J P Morgan SP BV – Ping An European Warrants Jan 2015 B	2015/01/26	2015/02/02
28689	Nomura Int'l plc – A50 China European Warrants Jan 2015 A	2015/01/26	2015/02/02
28691	Nomura Int'l plc – A50 China European Warrants Jan 2015 B	2015/01/26	2015/02/02
26888	Nomura Int'l plc – Ch Ship Cont European Warrants Jan 2015 A	2015/01/26	2015/02/02
28998	Nomura Int'l plc – China Mengniu European Warrants Jan 2015A	2015/01/26	2015/02/02
26646	Nomura Int'l plc – China Mer Hold European Wts Jan 2015 A	2015/01/26	2015/02/02
16597	Nomura Int'l plc – CSOP A50 ETF European Warrants Jan 2015 B	2015/01/26	2015/02/02
29012	Nomura Int'l plc – Kingsoft European Put Warrants Jan 2015 B	2015/01/26	2015/02/02
29009	Nomura Int'l plc – Kingsoft European Warrants Jan 2015 A	2015/01/26	2015/02/02
28679	Nomura Int'l plc – Yanzhou Coal European Warrants Jan 2015 A	2015/01/26	2015/02/02
25792	Standard Chartered Bank – China Cinda Euro Wts Jan 2015 A	2015/01/26	2015/02/02
29449	Standard Chartered Bank – China Mobile Eur Put Wt Jan 2015 B	2015/01/26	2015/02/02
18240	Standard Chartered Bank – CLP European Warrants Jan 2015 A	2015/01/26	2015/02/02
27887	Standard Chartered Bank – Galaxy Ent European Wts Jan 2015 A	2015/01/26	2015/02/02
14045	UBS AG – Tencent Holdings European Warrants Jan 2015 A	2015/01/26	2015/02/02
25269	Bank of East Asia – Hutchison European Warrants Feb 2015 A	2015/01/27	2015/02/03
26368	Bank of East Asia – Zhaojin Mining European Wts Feb 2015 A	2015/01/27	2015/02/03
29327	BOCI Asia Ltd. – China Mobile European Put Wts Feb 2015 B	2015/01/27	2015/02/03
29045	BOCI Asia Ltd. – China Mobile European Warrants Feb 2015 A	2015/01/27	2015/02/03
29326	BOCI Asia Ltd. – Li & Fung European Warrants Feb 2015 A	2015/01/27	2015/02/03
12941	BOCI Asia Ltd. – Tencent Holdings European Wts Feb 2015 A	2015/01/27	2015/02/03
16721	Citigroup Global Mkt H Inc. – HKEx European Wts Feb 2015 C	2015/01/27	2015/02/03
29572	Credit Suisse AG – A50 China European Warrants Feb 2015 A	2015/01/27	2015/02/03
29573	Credit Suisse AG – CSOP A50 ETF European Warrants Feb 2015 A	2015/01/27	2015/02/03
15446	Daiwa Capital Mkt – A50 China European Warrants Feb 2015 A	2015/01/27	2015/02/03
26533	Daiwa Capital Mkt – Agricultural Bank Euro Put Wt Feb 2015 A	2015/01/27	2015/02/03
29552	Daiwa Capital Mkt – China Mobile European Put Wts Feb 2015 B	2015/01/27	2015/02/03
29445	Daiwa Capital Mkt – China Mobile European Wts Feb 2015 A	2015/01/27	2015/02/03
29549	Daiwa Capital Mkt – Hutchison European Warrants Feb 2015 A	2015/01/27	2015/02/03
29548	Daiwa Capital Mkt – ICBC European Put Warrants Feb 2015 A	2015/01/27	2015/02/03
26356	Daiwa Capital Mkt – PetroChina European Warrants Feb 2015 A	2015/01/27	2015/02/03
29493	Daiwa Capital Mkt – Ping An European Put Warrants Feb 2015 A	2015/01/27	2015/02/03
16300	Daiwa Capital Mkt – Sinopec Corp European Wts Feb 2015 A	2015/01/27	2015/02/03
22971	Goldman Sachs SP (Asia) – Geely Auto European Wts Feb 2015 A	2015/01/27	2015/02/03
16025	Goldman Sachs SP (Asia) – Tencent European Wt Feb 2015 A	2015/01/27	2015/02/03
16190	Goldman Sachs SP (Asia) – Sinopec Corp European Wts Feb 2015 A	2015/01/27	2015/02/03
28701	J P Morgan SP BV – Ch Comm Cons European Warrants Feb 2015 A	2015/01/27	2015/02/03
29142	J P Morgan SP BV – China Railway European Wts Feb 2015 A	2015/01/27	2015/02/03
16833	J P Morgan SP BV – HKEx European Warrants Feb 2015 B	2015/01/27	2015/02/03
29138	J P Morgan SP BV – SHK Ppt European Warrants Feb 2015 A	2015/01/27	2015/02/03
13886	J P Morgan SP BV – Sinopec Corp European Warrants Feb 2015 A	2015/01/27	2015/02/03
14299	J P Morgan SP BV – Tencent European Warrants Feb 2015 A	2015/01/27	2015/02/03
16544	J P Morgan SP BV – Tencent European Warrants Feb 2015 B	2015/01/27	2015/02/03
16791	J P Morgan SP BV – Tencent European Warrants Feb 2015 D	2015/01/27	2015/02/03
29145	J P Morgan SP BV – Wharf European Warrants Feb 2015 A	2015/01/27	2015/02/03
14814	Macquarie Bank Ltd. – Poly HK Inv European Wts Feb 2015 A	2015/01/27	2015/02/03
16600	Nomura Int'l plc – CSOP A50 ETF European Warrants Feb 2015 A	2015/01/27	2015/02/03
28817	Standard Chartered Bank – A50 China Euro Warrants Feb 2015 B	2015/01/27	2015/02/03
15141	Standard Chartered Bank – CITIC European Warrants Feb 2015 A	2015/01/27	2015/02/03
16491	Standard Chartered Bank – CSOP A50 ETF Euro Wts Feb 2015 B	2015/01/27	2015/02/03
15792	Standard Chartered Bank – HKEx European Warrants Feb 2015 B	2015/01/27	2015/02/03
12123	Standard Chartered Bank – Minsheng Bank Euro Wts Feb 2015 A	2015/01/27	2015/02/03
27675	Standard Chartered Bank – SFCE European Warrants Feb 2015A	2015/01/27	2015/02/03
27676	Standard Chartered Bank – Sinopec Corp Euro Wts Feb 2015 A	2015/01/27	2015/02/03
15911	Standard Chartered Bank – ZTE European Warrants Feb 2015 A	2015/01/27	2015/02/03
17151	UBS AG – Tencent Holdings European Warrants Feb 2015 E	2015/01/27	2015/02/03
28428	BNP Paribas Arbit Issu B.V. – Agile Ppt Euro Wt Feb 2015 A	2015/01/28	2015/02/04
13977	BNP Paribas Arbit Issu B.V. – Anta Sports Euro Wt Feb 2015 A	2015/01/28	2015/02/04
28088	BNP Paribas Arbit Issu B.V. – Biostime Euro Wts Feb 2015 A	2015/01/28	2015/02/04
11529	BNP Paribas Arbit Issu B.V. – Cathay Pacific Eu Wt Feb 2015A	2015/01/28	2015/02/04
29488	BNP Paribas Arbit Issu B.V. – CC Bank Euro Wts Feb 2015 A	2015/01/28	2015/02/04
15487	BNP Paribas Arbit Issu B.V. – CC Bank Euro Wts Feb 2015 B	2015/01/28	2015/02/04
29451	BNP Paribas Arbit Issu B.V. – Ch Mobile Eu Put Wt Feb 2015 B	2015/01/28	2015/02/04
24316	BNP Paribas Arbit Issu B.V. – Ch Mobile Euro Wts Feb 2015 A	2015/01/28	2015/02/04
13909	BNP Paribas Arbit Issu B.V. – Ch Railway Euro Wts Feb 2015 A	2015/01/28	2015/02/04

List of expired derivative warrants, 2015 (continued)

Code	Warrant	Last trading date	Delisted date
15036	BNP Paribas Arbit Issu B.V. – Ch Shenhua Euro Wts Feb 2015 A	2015/01/28	2015/02/04
15378	BNP Paribas Arbit Issu B.V. – Chi Resources Eu Wt Feb 2015 A	2015/01/28	2015/02/04
14200	BNP Paribas Arbit Issu B.V. – CLP European Wts Feb 2015 A	2015/01/28	2015/02/04
12285	BNP Paribas Arbit Issu B.V. – First Pacific Eu Wt Feb 2015 A	2015/01/28	2015/02/04
29230	BNP Paribas Arbit Issu B.V. – Galaxy Ent Euro Wts Feb 2015 A	2015/01/28	2015/02/04
29213	BNP Paribas Arbit Issu B.V. – HSBC European Wts Feb 2015 A	2015/01/28	2015/02/04
29597	BNP Paribas Arbit Issu B.V. – Kingsoft Euro Wts Feb 2015 A	2015/01/28	2015/02/04
29487	BNP Paribas Arbit Issu B.V. – Minsheng Bk Euro Wt Feb 2015 A	2015/01/28	2015/02/04
22648	BNP Paribas Arbit Issu B.V. – New World Dev Eu Wt Feb 2015 A	2015/01/28	2015/02/04
29547	BNP Paribas Arbit Issu B.V. – PetroCh Euro Wts Feb 2015 A	2015/01/28	2015/02/04
17992	BNP Paribas Arbit Issu B.V. – Ping An European Wt Feb 2015 A	2015/01/28	2015/02/04
13014	BNP Paribas Arbit Issu B.V. – PWR Assets Euro Wts Feb 2015 A	2015/01/28	2015/02/04
29214	BNP Paribas Arbit Issu B.V. – Sands China Euro Wt Feb 2015 A	2015/01/28	2015/02/04
29224	BNP Paribas Arbit Issu B.V. – Sinopec Corp Eu Wts Feb 2015 A	2015/01/28	2015/02/04
28527	BNP Paribas Arbit Issu B.V. – Sinopec Seg Eur Wts Feb 2015 A	2015/01/28	2015/02/04
20804	BNP Paribas Arbit Issu B.V. – Stanchart Euro Wts Feb 2015 A	2015/01/28	2015/02/04
18155	BNP Paribas Arbit Issu B.V. – Want Want Ch Eu Wts Feb 2015 A	2015/01/28	2015/02/04
28921	BNP Paribas Arbit Issu B.V. – Weigao Group Eu Wts Feb 2015 A	2015/01/28	2015/02/04
15373	BNP Paribas Arbit Issu B.V. – Yuexiu Property Eu Wt Feb 15 A	2015/01/28	2015/02/04
16524	BNP Paribas Arbit Issu B.V. – Tencent Hldgs Eu Wt Feb 2015 B	2015/01/28	2015/02/04
15380	BNP Paribas Arbit Issu B.V. – Ting Yi European Wts Feb 2015 A	2015/01/28	2015/02/04
26360	Daiwa Capital Mkt – CCB European Warrants Feb 2015 A	2015/01/28	2015/02/04
29381	Goldman Sachs SP (Asia) – A50 China Euro Put Wts Feb 2015 A	2015/01/28	2015/02/04
29375	Goldman Sachs SP (Asia) – Hutchison Euro Put Wts Feb 2015 A	2015/01/28	2015/02/04
29380	Goldman Sachs SP (Asia) – Ping An Euro Put Wts Feb 2015 A	2015/01/28	2015/02/04
27897	J P Morgan SP BV – MGM China European Put Wts Feb 2015 A	2015/01/28	2015/02/04
27731	J P Morgan SP BV – A50 China European Put Wts Feb 2015 A	2015/01/28	2015/02/04
27715	J P Morgan SP BV – A50 China European Warrants Feb 2015 A	2015/01/28	2015/02/04
26571	J P Morgan SP BV – CC Bank European Wts Feb 2015 A	2015/01/28	2015/02/04
28471	J P Morgan SP BV – Ch Railway Cons European Wts Feb 2015 A	2015/01/28	2015/02/04
28658	J P Morgan SP BV – China Cinda European Put Wts Feb 2015 A	2015/01/28	2015/02/04
26565	J P Morgan SP BV – China Mengniu European Warrants Feb 2015 A	2015/01/28	2015/02/04
28978	J P Morgan SP BV – China Mob European Put Wts Feb 2015 C	2015/01/28	2015/02/04
28146	J P Morgan SP BV – China Mob European Wts Feb 2015 A	2015/01/28	2015/02/04
28976	J P Morgan SP BV – China Mob European Wts Feb 2015 B	2015/01/28	2015/02/04
29390	J P Morgan SP BV – China Mob European Wts Feb 2015 D	2015/01/28	2015/02/04
29365	J P Morgan SP BV – China Tel European Warrants Feb 2015 A	2015/01/28	2015/02/04
29172	J P Morgan SP BV – Chinares Cement Euro Warrants Feb 2015 A	2015/01/28	2015/02/04
29092	J P Morgan SP BV – CNBM European Warrants Feb 2015 A	2015/01/28	2015/02/04
28606	J P Morgan SP BV – Datang European Wts Feb 2015 A	2015/01/28	2015/02/04
28982	J P Morgan SP BV – Galaxy Ent European Warrants Feb 2015 A	2015/01/28	2015/02/04
28275	J P Morgan SP BV – GCL-Poly European Warrants Feb 2015 A	2015/01/28	2015/02/04
13592	J P Morgan SP BV – HKEx European Warrants Feb 2015 A	2015/01/28	2015/02/04
29087	J P Morgan SP BV – Huaneng Power European Wts Feb 2015 A	2015/01/28	2015/02/04
28735	J P Morgan SP BV – Li & Fung European Warrants Feb 2015 A	2015/01/28	2015/02/04
29628	J P Morgan SP BV – Minsheng Bank European Wts Feb 2015 A	2015/01/28	2015/02/04
29183	J P Morgan SP BV – PICC European Warrants Feb 2015 A	2015/01/28	2015/02/04
29506	J P Morgan SP BV – Ping An European Put Warrants Feb 2015 B	2015/01/28	2015/02/04
29088	J P Morgan SP BV – Ping An European Warrants Feb 2015 A	2015/01/28	2015/02/04
27728	J P Morgan SP BV – Sands China European Put Wts Feb 2015 A	2015/01/28	2015/02/04
27899	J P Morgan SP BV – Wynn Macau European Put Warrants Feb 15 A	2015/01/28	2015/02/04
15630	Macquarie Bank Ltd. – A50 China European Warrants Feb 2015 A	2015/01/28	2015/02/04
24897	Macquarie Bank Ltd. – Anhui Conch European Wts Feb 2015 A	2015/01/28	2015/02/04
24800	Macquarie Bank Ltd. – Avichina European Warrants Feb 2015 A	2015/01/28	2015/02/04
28843	Macquarie Bank Ltd. – BYD European Warrants Feb 2015 A	2015/01/28	2015/02/04
16122	Macquarie Bank Ltd. – CC Bank European Warrants Feb 2015 A	2015/01/28	2015/02/04
15257	Macquarie Bank Ltd. – China Railway European Wts Feb 2015 A	2015/01/28	2015/02/04
29080	Macquarie Bank Ltd. – China Unicom European Wts Feb 2015 A	2015/01/28	2015/02/04
29454	Macquarie Bank Ltd. – Galaxy Ent European Put Wts Feb 2015 A	2015/01/28	2015/02/04
13531	Macquarie Bank Ltd. – Galaxy Ent European Wts Feb 2015 B	2015/01/28	2015/02/04
15598	Macquarie Bank Ltd. – Galaxy Ent European Wts Feb 2015 C	2015/01/28	2015/02/04
28729	Macquarie Bank Ltd. – Gome European Warrants Feb 2015 A	2015/01/28	2015/02/04
28540	Macquarie Bank Ltd. – Huaneng Power European Wts Feb 2015 A	2015/01/28	2015/02/04
16121	Macquarie Bank Ltd. – ICBC European Warrants Feb 2015 A	2015/01/28	2015/02/04
28377	Macquarie Bank Ltd. – Lenovo European Warrants Feb 2015 A	2015/01/28	2015/02/04
28498	Macquarie Bank Ltd. – Li Ning European Warrants Feb 2015 A	2015/01/28	2015/02/04
27704	Macquarie Bank Ltd. – MGM China European Warrants Feb 2015 A	2015/01/28	2015/02/04
20958	Macquarie Bank Ltd. – New World Dev European Wts Feb 2015 A	2015/01/28	2015/02/04
26841	Macquarie Bank Ltd. – PetroChina European Wts Feb 2015 A	2015/01/28	2015/02/04
28503	Macquarie Bank Ltd. – Sands China European Wts Feb 2015 A	2015/01/28	2015/02/04
14108	Macquarie Bank Ltd. – Sh Electric European Wts Feb 2015 A	2015/01/28	2015/02/04
23073	Macquarie Bank Ltd. – Sino Land European Warrants Feb 2015 A	2015/01/28	2015/02/04
27507	Macquarie Bank Ltd. – Sinopec Corp European Wts Feb 2015 A	2015/01/28	2015/02/04
29575	Macquarie Bank Ltd. – SUNAC European Warrants Feb 2015 A	2015/01/28	2015/02/04
28202	Macquarie Bank Ltd. – Tencent European Put Wts Feb 2015 B	2015/01/28	2015/02/04
16302	Macquarie Bank Ltd. – Tencent European Warrants Feb 2015 A	2015/01/28	2015/02/04
16797	Macquarie Bank Ltd. – Tencent European Warrants Feb 2015 C	2015/01/28	2015/02/04
17042	Macquarie Bank Ltd. – Tencent European Warrants Feb 2015 D	2015/01/28	2015/02/04
29321	Macquarie Bank Ltd. – Yanzhou Coal European Wts Feb 2015 A	2015/01/28	2015/02/04
28631	Macquarie Bank Ltd. –GCL-Poly Energy European Wts Feb 2015 A	2015/01/28	2015/02/04
28650	Macquarie Bank Ltd. –Greatwall Motor European Wts Feb 2015 A	2015/01/28	2015/02/04
28241	Standard Chartered Bank – Cheung Kong European Put Wt Feb15A	2015/01/28	2015/02/04
16741	Standard Chartered Bank – China Mengniu Euro Wts Feb 2015 A	2015/01/28	2015/02/04
29162	Standard Chartered Bank – China Unicom Euro Wts Feb 2015 A	2015/01/28	2015/02/04
29406	Standard Chartered Bank – GCL-Poly Energy Eur Wts Feb 2015 A	2015/01/28	2015/02/04
28554	Standard Chartered Bank – Lenovo European Wts Feb 2015 A	2015/01/28	2015/02/04
28718	Standard Chartered Bank – Li & Fung European Wts Feb 2015 A	2015/01/28	2015/02/04

List of expired derivative warrants, 2015 (continued)

Code	Warrant	Last trading date	Delisted date
28256	Standard Chartered Bank – PICC Group European Wts Feb 2015 A	2015/01/28	2015/02/04
16427	Standard Chartered Bank – Tencent Hldg Euro Wts Feb 2015 B	2015/01/28	2015/02/04
14255	UBS AG – China Mobile European Warrants Feb 2015 D	2015/01/28	2015/02/04
29612	Goldman Sachs SP (Asia) – China Cinda Euro Wts Feb 2015 A	2015/01/29	2015/02/05
14962	J P Morgan SP BV – Ch Overseas European Warrants Feb 2015 A	2015/01/29	2015/02/05
24430	SGA Societe Generale Acceptance N.V.- SFCE Euro Wts Feb 2015A	2015/01/29	2015/02/05
24134	SGA Societe Generale Acceptance N.V. – AGBK Eu Wt Feb 2015 A	2015/01/29	2015/02/05
24728	SGA Societe Generale Acceptance N.V. – BOCL Eu Put Wt Feb15A	2015/01/29	2015/02/05
27653	SGA Societe Generale Acceptance N.V. – CCB Eur Wt Feb 2015 B	2015/01/29	2015/02/05
29460	SGA Societe Generale Acceptance N.V. – Ch Mob Eu Wt Feb 15 B	2015/01/29	2015/02/05
12137	SGA Societe Generale Acceptance N.V. – Ch Mob Eu Wt Feb 15 C	2015/01/29	2015/02/05
28749	SGA Societe Generale Acceptance N.V. – CMob Eu Put Wt Feb15A	2015/01/29	2015/02/05
14430	SGA Societe Generale Acceptance N.V. – CP&CC Eu Wt Feb 2015A	2015/01/29	2015/02/05
14678	SGA Societe Generale Acceptance N.V. – CRail Eu Wt Feb 2015A	2015/01/29	2015/02/05
19732	SGA Societe Generale Acceptance N.V. – CTel Eu Wt Feb 2015 A	2015/01/29	2015/02/05
15794	SGA Societe Generale Acceptance N.V. – HKEx Eu Wt Feb 2015 A	2015/01/29	2015/02/05
23871	SGA Societe Generale Acceptance N.V. – HKEx Eu Wt Feb 2015 B	2015/01/29	2015/02/05
29827	SGA Societe Generale Acceptance N.V. – HKEx Eu Wt Feb 2015 C	2015/01/29	2015/02/05
28803	SGA Societe Generale Acceptance N.V. – HSBC Eu Wt Feb 2015 A	2015/01/29	2015/02/05
14476	SGA Societe Generale Acceptance N.V. – HWL Eur Wt Feb 2015 A	2015/01/29	2015/02/05
11627	SGA Societe Generale Acceptance N.V. – JIANC Eu Wt Feb 2015A	2015/01/29	2015/02/05
16938	SGA Societe Generale Acceptance N.V. – Kingsoft Eu Wt Feb15A	2015/01/29	2015/02/05
19735	SGA Societe Generale Acceptance N.V. – Petch Eu Wt Feb 2015A	2015/01/29	2015/02/05
28143	SGA Societe Generale Acceptance N.V.- A50 Ch Eu Wt Feb 2015A	2015/01/29	2015/02/05
14687	SGA Societe Generale Acceptance N.V.- A50 Ch Eu Wt Feb 2015B	2015/01/29	2015/02/05
24952	SGA Societe Generale Acceptance N.V. -CCB Euro Put Wt Feb15A	2015/01/29	2015/02/05
29471	SGA Societe Generale Acceptance N.V. -Ping An Eu Wt Feb 15 A	2015/01/29	2015/02/05
15828	SGA Societe Generale Acceptance N.V. -Tencent Eu Wt Feb 15 A	2015/01/29	2015/02/05
16174	SGA Societe Generale Acceptance N.V. -Tencent Eu Wt Feb 15 C	2015/01/29	2015/02/05
16418	SGA Societe Generale Acceptance N.V. -Tencent Eu Wt Feb 15 D	2015/01/29	2015/02/05
16969	SGA Societe Generale Acceptance N.V. -Tencent Eu Wt Feb 15 E	2015/01/29	2015/02/05
23483	SGA Societe Generale Acceptance N.V.-Ch Mengniu Eu Wt Feb15A	2015/01/29	2015/02/05
25373	SGA Societe Generale Acceptance N.V.-CK(H) Eu Put Wt Feb15 A	2015/01/29	2015/02/05
28026	SGA Societe Generale Acceptance N.V.-Galaxy Ent Eu Wt Feb15A	2015/01/29	2015/02/05
14475	SGA Societe Generale Acceptance N.V.-Galaxy Ent Eu Wt Feb15C	2015/01/29	2015/02/05
12138	SGA Societe Generale Acceptance N.V.-Galaxy Eu Put Wt Feb15B	2015/01/29	2015/02/05
16151	SGA Societe Generale Acceptance N.V.-Anhui Conch Eu Wt Feb15A	2015/01/29	2015/02/05
28545	SGA Societe Generale Acceptance NV-Ch Cinda Eu Put Wt Feb15A	2015/01/29	2015/02/05
27323	SGA Societe Generale Acceptance NV-Ch Ship Cont Eu Wt Feb15A	2015/01/29	2015/02/05
14417	SGA Societe Generale Acceptance NV-CSOP A50 ETF Eu Wt Feb15A	2015/01/29	2015/02/05
15639	SGA Societe Generale Acceptance NV-CSOP A50 ETF Eu Wt Feb15B	2015/01/29	2015/02/05
28157	SGA Societe Generale Acceptance NV-Minsheng Bk Eu Wt Feb15A	2015/01/29	2015/02/05
15592	SGA Societe Generale Acceptance NV-Yanzhou Coal Eu Wt Feb15A	2015/01/29	2015/02/05
29104	SGA Societe Generale Acceptance NV-Yanzhou Coal Eu Wt Feb15B	2015/01/29	2015/02/05
15905	Standard Chartered Bank – Agricultural Bk Eur Wts Feb 2015 A	2015/01/29	2015/02/05
23924	Standard Chartered Bank – Anhui Conch Euro Wts Feb 2015 A	2015/01/29	2015/02/05
16096	Standard Chartered Bank – Ch Comm Cons Eur Wts Feb 2015 A	2015/01/29	2015/02/05
29236	Standard Chartered Bank – Cheung Kong Euro Wts Feb 2015 B	2015/01/29	2015/02/05
29072	Standard Chartered Bank – China Mobile Eur Put Wt Feb 2015 A	2015/01/29	2015/02/05
29073	Standard Chartered Bank – CNBM European Put Warrants Feb15 A	2015/01/29	2015/02/05
15202	Standard Chartered Bank – Tencent Hldg Euro Wts Feb 2015 A	2015/01/29	2015/02/05
29915	UBS AG – CSOP A50 ETF European Warrants Feb 2015 A	2015/01/29	2015/02/05
29911	UBS AG – Hutchison European Warrants Feb 2015 A	2015/01/29	2015/02/05
29913	UBS AG – Minsheng Bank European Warrants Feb 2015 A	2015/01/29	2015/02/05
16651	UBS AG – Tencent Holdings European Warrants Feb 2015 D	2015/01/29	2015/02/05
29958	Daiwa Capital Mkt – Minsheng Bk European Warrants Feb 2015 A	2015/01/30	2015/02/06
11196	J P Morgan SP BV – Cathay Pacific European Warrants Feb 15 A	2015/01/30	2015/02/06
29178	Macquarie Bank Ltd. – Cheung Kong Euro Put Wts Feb 2015 A	2015/01/30	2015/02/06
14906	Nomura Int'l plc – Hutchison European Warrants Dec 2015 A	2015/02/05	2015/02/06
25939	BNP Paribas Arbit Issu B.V. – Tencent Eu Put Wt Feb 2015 A	2015/02/02	2015/02/09
14433	BOCI Asia Ltd. – Sinopec Corp European Warrants Feb 2015 A	2015/02/02	2015/02/09
11401	Credit Suisse AG – Angang Steel European Warrants Feb 2015 A	2015/02/02	2015/02/09
11439	Credit Suisse AG – Ch LongYuan European Warrants Feb 2015 A	2015/02/02	2015/02/09
11402	Credit Suisse AG – CHALCO European Wts Feb 2015 A	2015/02/02	2015/02/09
11379	Credit Suisse AG – ICBC European Warrants Feb 2015 A	2015/02/02	2015/02/09
29749	Credit Suisse AG – Kingsoft European Warrants Feb 2015 A	2015/02/02	2015/02/09
16534	Credit Suisse AG – Tencent Holdings Euro Put Wts Feb 2015 C	2015/02/02	2015/02/09
11809	Daiwa Capital Mkt – CSOP A50 ETF European Wts Feb 2015 A	2015/02/02	2015/02/09
16545	J P Morgan SP BV – Tencent European Put Warrants Feb 2015 C	2015/02/02	2015/02/09
14507	Standard Chartered Bank – Tencent Hldg Eu Put Wts Feb 2015 C	2015/02/02	2015/02/09
29329	BOCI Asia Ltd. – Anhui Conch European Warrants Feb 2015 A	2015/02/03	2015/02/10
29532	BOCI Asia Ltd. – CC Bank European Warrants Feb 2015 A	2015/02/03	2015/02/10
14442	BOCI Asia Ltd. – Hutchison European Warrants Feb 2015 A	2015/02/03	2015/02/10
17044	BOCI Asia Ltd. – Tencent Holdings European Wts Feb 2015 B	2015/02/03	2015/02/10
14332	Citigroup Global Mkt H Inc. – PetroChina Euro Wts Feb 2015 A	2015/02/03	2015/02/10
11848	Credit Suisse AG – CC Bank European Warrants Feb 2015 A	2015/02/03	2015/02/10
11898	Credit Suisse AG – HKEx European Warrants Feb 2015 D	2015/02/03	2015/02/10
17263	Credit Suisse AG – HKEx European Warrants Feb 2015 G	2015/02/03	2015/02/10
29899	Credit Suisse AG – Sinotrans European Warrants Feb 2015 A	2015/02/03	2015/02/10
12214	Goldman Sachs SP (Asia) – HKEx European Warrants Feb 2015 A	2015/02/03	2015/02/10
29648	HK Bank – A50 China European Warrants Feb 2015 A	2015/02/03	2015/02/10
16725	HK Bank – AIA European Warrants Feb 2015 A	2015/02/03	2015/02/10
29806	HK Bank – Cheung Kong European Warrants Feb 2015 A	2015/02/03	2015/02/10
11616	HK Bank – China Mobile European Put Warrants Feb 2015 B	2015/02/03	2015/02/10
29649	HK Bank – CSOP A50 ETF European Warrants Feb 2015 A	2015/02/03	2015/02/10
29802	HK Bank – Minsheng Bank European Warrants Feb 2015 A	2015/02/03	2015/02/10
14402	HK Bank – PetroChina European Warrants Feb 2015 A	2015/02/03	2015/02/10

List of expired derivative warrants, 2015 (continued)

Code	Warrant	Last trading date	Delisted date
29650	HK Bank – Sinopec Corp European Warrants Feb 2015 A	2015/02/03	2015/02/10
27226	J P Morgan SP BV – AIA European Warrants Feb 2015 A	2015/02/03	2015/02/10
24903	SGA Societe Generale Acceptance N.V-Tencent Eu Put Wt Feb15B	2015/02/03	2015/02/10
15558	Standard Chartered Bank -PetroChina European Wts Feb 2015 A	2015/02/03	2015/02/10
12194	UBS AG – A50 China European Warrants Feb 2015 A	2015/02/03	2015/02/10
29293	UBS AG – AIA European Warrants Feb 2015 A	2015/02/03	2015/02/10
12199	UBS AG – BankComm European Warrants Feb 2015 A	2015/02/03	2015/02/10
15080	UBS AG – BYD European Warrants Feb 2015 A	2015/02/03	2015/02/10
29697	UBS AG – CC Bank European Warrants Feb 2015 A	2015/02/03	2015/02/10
29998	UBS AG – Cheung Kong European Warrants Feb 2015 A	2015/02/03	2015/02/10
29696	UBS AG – China Cinda European Warrants Feb 2015 A	2015/02/03	2015/02/10
12364	UBS AG – Evergrande European Warrants Feb 2015 A	2015/02/03	2015/02/10
12335	UBS AG – Geely Auto European Warrants Feb 2015 A	2015/02/03	2015/02/10
29701	UBS AG – HKEx European Warrants Feb 2015 A	2015/02/03	2015/02/10
29997	UBS AG – Hutchison European Warrants Feb 2015 B	2015/02/03	2015/02/10
29987	UBS AG – SHK Ppt European Warrants Feb 2015 A	2015/02/03	2015/02/10
12863	Credit Suisse AG – BYD European Warrants Feb 2015 A	2015/02/05	2015/02/12
13771	Daiwa Capital Mkt – China Telecom European Wts Feb 2015 A	2015/02/05	2015/02/12
29756	Daiwa Capital Mkt – HKEx European Warrants Feb 2015 A	2015/02/05	2015/02/12
16021	Daiwa Capital Mkt – Tencent Holdings European Wts Feb 2015 B	2015/02/05	2015/02/12
28888	Bank of East Asia – Galaxy Ent European Put Warrants Feb15 A	2015/02/06	2015/02/13
16264	HK Bank – China Mobile European Warrants Feb 2015 G	2015/02/06	2015/02/13
16764	UBS AG – China Mobile European Warrants Feb 2015 F	2015/02/06	2015/02/13
23896	Standard Chartered Bank – CC Bank European Wts Feb 2015 A	2015/02/09	2015/02/16
13524	UBS AG – CITIC Bank European Warrants Feb 2015 A	2015/02/09	2015/02/16
13370	UBS AG – Tencent Holdings European Put Warrants Feb 2015 B	2015/02/09	2015/02/16
29534	BOCI Asia Ltd. – PetroChina European Warrants Feb 2015 A	2015/02/10	2015/02/17
15574	Citigroup Global Mkt H Inc. – AIA European Wts Feb 2015 A	2015/02/10	2015/02/17
12987	Citigroup Global Mkt H Inc. – Haitong Sec European Wt Feb15A	2015/02/10	2015/02/17
16317	Credit Suisse AG – China Mobile European Warrants Feb 2015 J	2015/02/10	2015/02/17
16073	Daiwa Capital Mkt – CCB European Warrants Feb 2015 B	2015/02/10	2015/02/17
13762	Daiwa Capital Mkt – Galaxy Ent European Warrants Feb 2015 A	2015/02/10	2015/02/17
13793	Daiwa Capital Mkt – Sands China European Put Wts Feb 2015 B	2015/02/10	2015/02/17
16724	HK Bank – China Mobile European Warrants Feb 2015 H	2015/02/10	2015/02/17
13004	HK Bank – HKEx European Warrants Feb 2015 A	2015/02/10	2015/02/17
12550	HK Bank -BYD European Warrants Feb 2015 A	2015/02/10	2015/02/17
13523	UBS AG – HKEx European Warrants Feb 2015 C	2015/02/10	2015/02/17
16107	Daiwa Capital Mkt – Kingsoft European Warrants Feb 2015 A	2015/02/11	2015/02/18
15855	HK Bank – China Mobile European Put Warrants Feb 2015 F	2015/02/11	2015/02/18
16069	HK Bank – PICC Group European Warrants Feb 2015 A	2015/02/11	2015/02/18
29136	Macquarie Bank Ltd. – Chinas Cement European Wt Feb 2015 A	2015/02/11	2015/02/18
28627	Macquarie Bank Ltd. – HN Renewables European Wts Feb 2015 A	2015/02/11	2015/02/18
13486	Standard Chartered Bank – Angang Steel European Wts Feb15A	2015/02/11	2015/02/18
13504	Standard Chartered Bank – CHALCO European Warrants Feb 2015A	2015/02/11	2015/02/18
16199	Standard Chartered Bank – PICC Group European Wts Feb 2015 B	2015/02/11	2015/02/18
14634	BOCI Asia Ltd. – China Mobile European Warrants Feb 2015 D	2015/02/12	2015/02/23
13998	Citigroup Global Mkt H Inc. – HKEx European Wts Feb 2015 A	2015/02/12	2015/02/23
14918	Citigroup Global Mkt H Inc. – HSBC European Wts Feb 2015 B	2015/02/12	2015/02/23
28989	Credit Suisse AG – SHK Ppt European Put Warrants Feb 2015 A	2015/02/12	2015/02/23
26086	Credit Suisse AG – Tencent Holdings Euro Put Wts Feb 2015 A	2015/02/12	2015/02/23
15074	Daiwa Capital Mkt – SHK Ppt European Put Warrants Feb 2015 A	2015/02/12	2015/02/23
25954	Daiwa Capital Mkt – Tencent Holdings Euro Put Wts Feb 2015 A	2015/02/12	2015/02/23
16790	J P Morgan SP BV – China Mob European Wts Feb 2015 F	2015/02/12	2015/02/23
24918	Merrill Lynch Int'l & Co. C.V. – Tencent Eu Put Wt Feb 2015C	2015/02/12	2015/02/23
26873	Nomura Int'l plc – JNCEC European Warrants Feb 2015 A	2015/02/12	2015/02/23
16068	Nomura Int'l plc – SFCE EEuropean Warrants Feb 2015 A	2015/02/12	2015/02/23
28983	Nomura Int'l plc – Sinopec European Warrants Feb 2015 A	2015/02/12	2015/02/23
13955	Standard Chartered Bank – Agricultural Bk Eur Wts Feb 2015 B	2015/02/12	2015/02/23
14693	Standard Chartered Bank – China Mobile Euro Wts Feb 2015 B	2015/02/12	2015/02/23
16129	Standard Chartered Bank – HSBC European Warrants Feb 2015 A	2015/02/12	2015/02/23
15799	Standard Chartered Bank – Sands China Eu Put Wts Feb 2015 B	2015/02/12	2015/02/23
15658	Standard Chartered Bank – Sands China Euro Wts Feb 2015 A	2015/02/12	2015/02/23
15867	Standard Chartered Bank – SFCE European Warrants Feb 2015B	2015/02/12	2015/02/23
29917	UBS AG – HKEx European Put Warrants Feb 2015 B	2015/02/12	2015/02/23
13926	UBS AG – Lenovo European Warrants Feb 2015 A	2015/02/12	2015/02/23
13338	UBS AG – SFCE European Warrants Feb 2015 A	2015/02/12	2015/02/23
29968	BOCI Asia Ltd. – China Mobile European Warrants Feb 2015 C	2015/02/12	2015/02/24
12900	BOCI Asia Ltd. – Kingsoft European Warrants Feb 2015 A	2015/02/12	2015/02/24
13677	BOCI Asia Ltd. – Sands China European Warrants Feb 2015 A	2015/02/12	2015/02/24
29301	Citigroup Global Mkt H Inc. – China Mobile Eur Wt Feb 2015 A	2015/02/12	2015/02/24
14369	Citigroup Global Mkt H Inc. – China Mobile Eur Wt Feb 2015 B	2015/02/12	2015/02/24
14726	Citigroup Global Mkt H Inc. – China Mobile Eur Wt Feb 2015 C	2015/02/12	2015/02/24
14325	Citigroup Global Mkt H Inc. – HKEx European Wts Feb 2015 B	2015/02/12	2015/02/24
14318	Citigroup Global Mkt H Inc. – HSBC European Wts Feb 2015 A	2015/02/12	2015/02/24
14647	Credit Suisse AG – China Mobile European Warrants Feb 2015 F	2015/02/12	2015/02/24
28836	Credit Suisse AG – CNOOC European Warrants Feb 2015 A	2015/02/12	2015/02/24
16486	Credit Suisse AG – HSBC European Wts Feb 2015 C	2015/02/12	2015/02/24
26502	Credit Suisse AG – ICBC European Warrants Feb 2015	2015/02/12	2015/02/24
14580	Daiwa Capital Mkt – China Mobile European Wts Feb 2015 C	2015/02/12	2015/02/24
15700	Goldman Sachs SP (Asia) – China Mobile Euro Wts Feb 2015 B	2015/02/12	2015/02/24
16043	Goldman Sachs SP (Asia) – PICC Group European Wts Feb 2015 A	2015/02/12	2015/02/24
17053	HK Bank – AIA European Warrants Feb 2015 B	2015/02/12	2015/02/24
16072	HK Bank – CC Bank European Warrants Feb 2015 A	2015/02/12	2015/02/24
29027	HK Bank – China Mobile European Warrants Feb 2015 A	2015/02/12	2015/02/24
15854	HK Bank – China Mobile European Warrants Feb 2015 E	2015/02/12	2015/02/24
16805	HK Bank – China Mobile European Warrants Feb 2015 I	2015/02/12	2015/02/24
29614	HK Bank – CNOOC European Warrants Feb 2015 A	2015/02/12	2015/02/24

List of expired derivative warrants, 2015 (continued)

Code	Warrant	Last trading date	Delisted date
15121	HK Bank – HKEx European Put Warrants Feb 2015 B	2015/02/12	2015/02/24
12547	HK Bank – ICBC European Warrants Feb 2015 A	2015/02/12	2015/02/24
15776	HK Bank – Kingsoft European Warrants Feb 2015 A	2015/02/12	2015/02/24
13271	HK Bank – Minsheng Bank European Warrants Feb 2015 B	2015/02/12	2015/02/24
16235	HK Bank – Tencent European Warrants Feb 2015 B	2015/02/12	2015/02/24
15872	J P Morgan SP BV – China Mob European Wts Feb 2015 E	2015/02/12	2015/02/24
15349	Nomura Int'l plc – Ch State Con European Warrants Feb 2015 A	2015/02/12	2015/02/24
15302	Standard Chartered Bank – BOC HK European Wts Feb 2015 A	2015/02/12	2015/02/24
13916	Standard Chartered Bank – China Coal European Put Wt Feb15 A	2015/02/12	2015/02/24
19135	Standard Chartered Bank – Haitong Sec Euro Wts Feb 2015 A	2015/02/12	2015/02/24
15654	Standard Chartered Bank – SHK P European Warrants Feb 2015 B	2015/02/12	2015/02/24
17171	Standard Chartered Bank – Tencent Hldg Euro Wts Feb 2015 D	2015/02/12	2015/02/24
14232	UBS AG – China Mobile European Put Warrants Feb 2015 C	2015/02/12	2015/02/24
16210	UBS AG – China Mobile European Warrants Feb 2015 A	2015/02/12	2015/02/24
29300	UBS AG – China Mobile European Warrants Feb 2015 B	2015/02/12	2015/02/24
11614	UBS AG – CNOOC European Warrants Feb 2015 A	2015/02/12	2015/02/24
13337	UBS AG – CSOP A50 ETF European Warrants Feb 2015 B	2015/02/12	2015/02/24
14680	UBS AG – HKEx European Put Warrants Feb 2015 E	2015/02/12	2015/02/24
14677	UBS AG – HKEx European Warrants Feb 2015 D	2015/02/12	2015/02/24
16476	UBS AG – HSBC European Warrants Feb 2015 A	2015/02/12	2015/02/24
15749	UBS AG – ICBC European Warrants Feb 2015 A	2015/02/12	2015/02/24
16509	UBS AG – Tencent Holdings European Warrants Feb 2015 C	2015/02/12	2015/02/24
12916	BOCI Asia Ltd. – China Life European Put Warrants Feb 2015 A	2015/02/13	2015/02/25
24824	BOCI Asia Ltd. – SHK Ppt European Warrants Feb 2015 A	2015/02/13	2015/02/25
14797	Daiwa Capital Mkt – China Mobile European Put Wts Feb 2015 D	2015/02/13	2015/02/25
16075	Daiwa Capital Mkt – Ping An European Warrants Feb 2015 B	2015/02/13	2015/02/25
17317	Goldman Sachs SP (Asia) – China Mobile Eu Put Wts Feb 2015 D	2015/02/13	2015/02/25
17145	HK Bank – China Mobile European Warrants Feb 2015 J	2015/02/13	2015/02/25
14078	HK Bank – HWL European Warrants Feb 2015 A	2015/02/13	2015/02/25
16109	HK Bank – Ping An European Warrants Feb 2015 A	2015/02/13	2015/02/25
16202	Standard Chartered Bank – China Life Euro Put Wts Feb 2015 A	2015/02/13	2015/02/25
15908	Standard Chartered Bank – CITIC Bank European Wts Feb 2015 A	2015/02/13	2015/02/25
15800	Standard Chartered Bank – Evergrande European Wts Feb 2015 A	2015/02/13	2015/02/25
15660	Standard Chartered Bank – Greatwall Motor Euro Wt Feb 2015 A	2015/02/13	2015/02/25
16777	Standard Chartered Bank – NewWorld Dev European Wts Feb 15 A	2015/02/13	2015/02/25
16674	Standard Chartered Bank – SHK P European Put Wts Feb 2015 C	2015/02/13	2015/02/25
14351	UBS AG – Chow Tai Fook European Warrants Feb 2015 A	2015/02/13	2015/02/25
14772	UBS AG – Link REIT European Warrants Feb 2015 A	2015/02/13	2015/02/25
13792	Daiwa Capital Mkt – Sands China European Warrants Feb 2015 A	2015/02/16	2015/02/26
15909	Goldman Sachs SP (Asia) – China Mobile Euro Wts Feb 2015 C	2015/02/16	2015/02/26
28636	HK Bank – Haitong Sec European Warrants Feb 2015 A	2015/02/16	2015/02/26
17229	Standard Chartered Bank – Ping An Euro Put Wts Feb 2015 A	2015/02/16	2015/02/26
16812	UBS AG – China Cinda European Warrants Feb 2015 B	2015/02/16	2015/02/26
15871	UBS AG – Galaxy Ent European Warrants Feb 2015 B	2015/02/16	2015/02/26
13485	BOCI Asia Ltd. – HSCEI European Put Warrants Feb 2015 B	2015/02/18	2015/02/27
13483	BOCI Asia Ltd. – HSCEI European Warrants Feb 2015 A	2015/02/18	2015/02/27
13895	Citigroup Global Mkt H Inc. – Hutchison Euro Wts Feb 2015 A	2015/02/18	2015/02/27
15086	Credit Suisse AG – China Tel European Warrants Feb 2015 A	2015/02/18	2015/02/27
15106	Credit Suisse AG – HSI European Put Warrants Feb 2015 B	2015/02/18	2015/02/27
15902	Credit Suisse AG – HSI European Put Warrants Feb 2015 D	2015/02/18	2015/02/27
11603	Credit Suisse AG – HSI European Warrants Feb 2015 A	2015/02/18	2015/02/27
15107	Credit Suisse AG – HSI European Warrants Feb 2015 C	2015/02/18	2015/02/27
16421	Credit Suisse AG – HSI European Warrants Feb 2015 E	2015/02/18	2015/02/27
16689	Credit Suisse AG – HSI European Warrants Feb 2015 F	2015/02/18	2015/02/27
15105	Credit Suisse AG – Link REIT European Warrants Feb 2015 A	2015/02/18	2015/02/27
29433	Credit Suisse AG – PICC Group European Warrants Feb 2015 A	2015/02/18	2015/02/27
12984	Daiwa Capital Mkt – HSI European Put Warrants Feb 2015 A	2015/02/18	2015/02/27
15768	Goldman Sachs SP (Asia) – HSCEI European Put Wts Feb 2015 B	2015/02/18	2015/02/27
15717	Goldman Sachs SP (Asia) – HSCEI European Warrants Feb 2015 A	2015/02/18	2015/02/27
15769	Goldman Sachs SP (Asia) – HSI European Put Wts Feb 2015 A	2015/02/18	2015/02/27
17287	Goldman Sachs SP (Asia) – HSI European Warrants Feb 2015 B	2015/02/18	2015/02/27
25857	Goldman Sachs SP (Asia) – SHK Ppt European Put Wt Feb 2015 A	2015/02/18	2015/02/27
12217	Goldman Sachs SP (Asia) – China Agri European Warrants Feb15A	2015/02/18	2015/02/27
14944	HK Bank – HSCEI European Put Warrants Feb 2015 A	2015/02/18	2015/02/27
14947	HK Bank – HSCEI European Warrants Feb 2015 B	2015/02/18	2015/02/27
22493	HK Bank – HSI European Put Warrants Feb 2015 A	2015/02/18	2015/02/27
14930	HK Bank – HSI European Put Warrants Feb 2015 E	2015/02/18	2015/02/27
15567	HK Bank – HSI European Put Warrants Feb 2015 H	2015/02/18	2015/02/27
29961	HK Bank – HSI European Warrants Feb 2015 B	2015/02/18	2015/02/27
13820	HK Bank – HSI European Warrants Feb 2015 C	2015/02/18	2015/02/27
13829	HK Bank – HSI European Warrants Feb 2015 D	2015/02/18	2015/02/27
14936	HK Bank – HSI European Warrants Feb 2015 F	2015/02/18	2015/02/27
14939	HK Bank – HSI European Warrants Feb 2015 G	2015/02/18	2015/02/27
16801	HK Bank – HSI European Warrants Feb 2015 I	2015/02/18	2015/02/27
17694	HK Bank – HSI European Warrants Feb 2015 J	2015/02/18	2015/02/27
16101	J P Morgan SP BV – HSBC European Warrants Feb 2015 A	2015/02/18	2015/02/27
11322	J P Morgan SP BV – HSCEI European Put Warrants Feb 2015 A	2015/02/18	2015/02/27
11324	J P Morgan SP BV – HSCEI European Wts Feb 2015 B	2015/02/18	2015/02/27
12185	J P Morgan SP BV – HSI European Put Warrants Feb 2015 C	2015/02/18	2015/02/27
29936	J P Morgan SP BV – HSI European Warrants Feb 2015 A	2015/02/18	2015/02/27
29937	J P Morgan SP BV – HSI European Warrants Feb 2015 B	2015/02/18	2015/02/27
15314	J P Morgan SP BV – HSI European Warrants Feb 2015 D	2015/02/18	2015/02/27
16932	J P Morgan SP BV – HSI European Warrants Feb 2015 E	2015/02/18	2015/02/27
16103	J P Morgan SP BV – Kingsoft European Warrants Feb 2015 A	2015/02/18	2015/02/27
16165	J P Morgan SP BV – Sands China European Warrants Feb 2015 B	2015/02/18	2015/02/27
16625	SGA Societe Generale Acceptance N.V. – HSI Eur Wt Feb 2015 B	2015/02/18	2015/02/27
15077	SGA Societe Generale Acceptance N.V. – HSI Eu Put Wt Feb 15 A	2015/02/18	2015/02/27

List of expired derivative warrants, 2015 (continued)

Code	Warrant	Last trading date	Delisted date
15993	Standard Chartered Bank – A50 China Euro Warrants Feb 2015 C	2015/02/18	2015/02/27
28555	Standard Chartered Bank – Ch Overseas Eur Put Wts Feb 2015 A	2015/02/18	2015/02/27
15020	Standard Chartered Bank – China Mobile Eur Put Wt Feb 2015 C	2015/02/18	2015/02/27
13002	Standard Chartered Bank – CSOP A50 ETF Euro Wts Feb 2015 A	2015/02/18	2015/02/27
29411	Standard Chartered Bank – HSCEI European Put Wts Feb 2015 A	2015/02/18	2015/02/27
11771	Standard Chartered Bank – HSCEI European Warrants Feb 2015 B	2015/02/18	2015/02/27
11234	Standard Chartered Bank – HSI European Put Wts Feb 2015 B	2015/02/18	2015/02/27
14997	Standard Chartered Bank – HSI European Put Wts Feb 2015 C	2015/02/18	2015/02/27
15018	Standard Chartered Bank – HSI European Put Wts Feb 2015 D	2015/02/18	2015/02/27
27907	Standard Chartered Bank – HSI European Warrants Feb 2015 A	2015/02/18	2015/02/27
16631	Standard Chartered Bank – HSI European Warrants Feb 2015 E	2015/02/18	2015/02/27
20992	Standard Chartered Bank – SHK P European Put Wts Feb 2015 A	2015/02/18	2015/02/27
15209	UBS AG – Galaxy Ent European Warrants Feb 2015 A	2015/02/18	2015/02/27
15210	UBS AG – Geely Auto European Warrants Feb 2015 B	2015/02/18	2015/02/27
29982	UBS AG – HSCEI European Put Warrants Feb 2015 A	2015/02/18	2015/02/27
15848	UBS AG – HSCEI European Put Warrants Feb 2015 B	2015/02/18	2015/02/27
16203	UBS AG – HSCEI European Warrants Feb 2015 C	2015/02/18	2015/02/27
29984	UBS AG – HSI European Put Warrants Feb 2015 A	2015/02/18	2015/02/27
29988	UBS AG – HSI European Warrants Feb 2015 B	2015/02/18	2015/02/27
15216	UBS AG – Kingsoft European Warrants Feb 2015 A	2015/02/18	2015/02/27
17003	BOCI Asia Ltd. – China Mobile European Warrants Feb 2015 E	2015/02/23	2015/03/02
11473	Credit Suisse – Cheung Kong European Put Warrants Feb 2015 A	2015/02/23	2015/03/02
29750	Credit Suisse AG – A50 China European Warrants Feb 2015 B	2015/02/23	2015/03/02
12184	Credit Suisse AG – A50 China European Warrants Feb 2015 C	2015/02/23	2015/03/02
11864	Credit Suisse AG – Agricultural Bank European Wts Feb 2015 A	2015/02/23	2015/03/02
29121	Credit Suisse AG – AIA European Put Warrants Feb 2015 A	2015/02/23	2015/03/02
12170	Credit Suisse AG – BankComm European Warrants Feb 2015 A	2015/02/23	2015/03/02
16033	Credit Suisse AG – China Life European Put Warrants Feb 15 A	2015/02/23	2015/03/02
14636	Credit Suisse AG – China Mobile European Put Wts Feb 2015 B	2015/02/23	2015/03/02
14638	Credit Suisse AG – China Mobile European Put Wts Feb 2015 C	2015/02/23	2015/03/02
14799	Credit Suisse AG – China Mobile European Put Wts Feb 2015 G	2015/02/23	2015/03/02
11565	Credit Suisse AG – China Mobile European Warrants Feb 2015 A	2015/02/23	2015/03/02
14645	Credit Suisse AG – China Mobile European Warrants Feb 2015 D	2015/02/23	2015/03/02
14646	Credit Suisse AG – China Mobile European Warrants Feb 2015 E	2015/02/23	2015/03/02
14881	Credit Suisse AG – China Mobile European Warrants Feb 2015 H	2015/02/23	2015/03/02
15813	Credit Suisse AG – China Mobile European Warrants Feb 2015 I	2015/02/23	2015/03/02
12434	Credit Suisse AG – CITIC Bank European Warrants Feb 2015 A	2015/02/23	2015/03/02
29751	Credit Suisse AG – CSOP A50 ETF European Warrants Feb 2015 B	2015/02/23	2015/03/02
12171	Credit Suisse AG – CSOP A50 ETF European Warrants Feb 2015 C	2015/02/23	2015/03/02
29114	Credit Suisse AG – HKEx European Put Warrants Feb 2015 A	2015/02/23	2015/03/02
29980	Credit Suisse AG – HKEx European Put Warrants Feb 2015 B	2015/02/23	2015/03/02
14161	Credit Suisse AG – HKEx European Put Warrants Feb 2015 F	2015/02/23	2015/03/02
11532	Credit Suisse AG – HKEx European Warrants Feb 2015 C	2015/02/23	2015/03/02
11907	Credit Suisse AG – HKEx European Warrants Feb 2015 E	2015/02/23	2015/03/02
29736	Credit Suisse AG – HSBC European Put Warrants Feb 2015 B	2015/02/23	2015/03/02
29726	Credit Suisse AG – HSBC European Wts Feb 2015 A	2015/02/23	2015/03/02
11554	Credit Suisse AG – Hutchison European Warrants Feb 2015 A	2015/02/23	2015/03/02
16221	Credit Suisse AG – ICBC European Warrants Feb 2015 B	2015/02/23	2015/03/02
14023	Credit Suisse AG – Lenovo European Warrants Feb 2015 A	2015/02/23	2015/03/02
12156	Credit Suisse AG – Minsheng Bank European Wts Feb 2015 A	2015/02/23	2015/03/02
15557	Credit Suisse AG – Ping An European Warrants Feb 2015 A	2015/02/23	2015/03/02
14022	Credit Suisse AG – Sands China European Put Wts Feb 2015 B	2015/02/23	2015/03/02
13561	Credit Suisse AG – Sands China European Warrants Feb 2015 A	2015/02/23	2015/03/02
11481	Credit Suisse AG – SHK Ppt European Put Warrants Feb 2015 B	2015/02/23	2015/03/02
11511	Credit Suisse AG – SHK Ppt European Warrants Feb 2015 C	2015/02/23	2015/03/02
12161	Credit Suisse AG – SHK Ppt European Warrants Feb 2015 D	2015/02/23	2015/03/02
16111	Credit Suisse AG – TCL Comm European Warrants Feb 2015 A	2015/02/23	2015/03/02
14653	Credit Suisse AG – Tencent Holdings European Wts Feb 2015 B	2015/02/23	2015/03/02
11917	Credit Suisse AG – Yanzhou Coal European Warrants Feb 2015 A	2015/02/23	2015/03/02
29682	Goldman Sachs SP (Asia) – A50 China European Wts Feb 2015 B	2015/02/23	2015/03/02
13882	Goldman Sachs SP (Asia) – AIA European Warrants Feb 2015 A	2015/02/23	2015/03/02
29990	Goldman Sachs SP (Asia) – Cheung Kong Euro Wts Feb 2015 A	2015/02/23	2015/03/02
16260	Goldman Sachs SP (Asia) – China Cinda Euro Wts Feb 2015 B	2015/02/23	2015/03/02
13409	Goldman Sachs SP (Asia) – China Coal European Wts Feb 2015 A	2015/02/23	2015/03/02
14304	Goldman Sachs SP (Asia) – China Mobile Eu Put Wts Feb 2015 A	2015/02/23	2015/03/02
14175	Goldman Sachs SP (Asia) – CITIC Bank European Wts Feb 2015 A	2015/02/23	2015/03/02
29681	Goldman Sachs SP (Asia) – CSOP A50 ETF Euro Wts Feb 2015 A	2015/02/23	2015/03/02
14220	Goldman Sachs SP (Asia) – CSOP A50 ETF Euro Wts Feb 2015 B	2015/02/23	2015/03/02
13795	Goldman Sachs SP (Asia) – HSBC European Warrants Feb 2015 A	2015/02/23	2015/03/02
15767	Goldman Sachs SP (Asia) – Kingsoft European Wts Feb 2015 A	2015/02/23	2015/03/02
13034	Goldman Sachs SP (Asia) – New World Dev Euro Wts Feb 2015 A	2015/02/23	2015/03/02
13665	Goldman Sachs SP (Asia) – Sands China Euro Wts Feb 2015 A	2015/02/23	2015/03/02
12513	Goldman Sachs SP (Asia) – SHK Ppt European Wts Feb 2015 B	2015/02/23	2015/03/02
25535	Goldman Sachs SP (Asia) – Yurun Food European Wts Feb 2015 A	2015/02/23	2015/03/02
15133	HK Bank – Anhui Conch European Put Warrants Feb 2015 A	2015/02/23	2015/03/02
29206	HK Bank – Ch Ship Cont European Warrants Feb 2015 A	2015/02/23	2015/03/02
15277	HK Bank – CHALCO European Warrants Feb 2015 A	2015/02/23	2015/03/02
14749	HK Bank – China Mobile European Put Warrants Feb 2015 D	2015/02/23	2015/03/02
14748	HK Bank – China Mobile European Warrants Feb 2015 C	2015/02/23	2015/03/02
29814	HK Bank – CITIC Bank European Warrants Feb 2015 A	2015/02/23	2015/03/02
15623	HK Bank – CITIC Sec European Warrants Feb 2015 A	2015/02/23	2015/03/02
24569	HK Bank – CPIC European Warrants Feb 2015 A	2015/02/23	2015/03/02
13848	HK Bank – Galaxy Ent European Warrants Feb 2015 A	2015/02/23	2015/03/02
15273	HK Bank – Geely Auto European Warrants Feb 2015 A	2015/02/23	2015/03/02
13264	HK Bank – Greatwall Motor European Warrants Feb 2015 A	2015/02/23	2015/03/02
15126	HK Bank – Sinopec Corp European Warrants Feb 2015 B	2015/02/23	2015/03/02
23315	HK Bank – Tencent European Put Warrants Feb 2015 A	2015/02/23	2015/03/02

List of expired derivative warrants, 2015 (continued)

Code	Warrant	Last trading date	Delisted date
17521	J P Morgan SP BV – CITIC Bank European Warrants Feb 2015 A	2015/02/23	2015/03/02
29173	J P Morgan SP BV – SFCE European Warrants Feb 2015 A	2015/02/23	2015/03/02
15148	Macquarie Bank Ltd. – Biostime European Warrants Feb 2015 A	2015/02/23	2015/03/02
29867	Macquarie Bank Ltd. – Sh Electric European Wts Feb 2015 B	2015/02/23	2015/03/02
29147	Nomura Int'l plc – Geely Auto European Warrants Feb 2015 A	2015/02/23	2015/03/02
21272	Nomura Int'l plc – SHK P European Put Warrants Feb 2015 A	2015/02/23	2015/03/02
28676	Nomura Int'l plc – CITIC Bank European Warrants Feb 2015 A	2015/02/23	2015/03/02
27885	Standard Chartered Bank – A50 China Euro Warrants Feb 2015 A	2015/02/23	2015/03/02
16467	Standard Chartered Bank – China Cinda Euro Wts Feb 2015 A	2015/02/23	2015/03/02
28340	Standard Chartered Bank – China Railway Euro Wts Feb 2015 A	2015/02/23	2015/03/02
28810	Standard Chartered Bank – HKEx European Put Wts Feb 2015 A	2015/02/23	2015/03/02
15184	Standard Chartered Bank – Lenovo European Wts Feb 2015 B	2015/02/23	2015/03/02
14659	UBS AG – China Mobile European Warrants Feb 2015 E	2015/02/23	2015/03/02
14780	UBS AG – Lenovo European Warrants Feb 2015 B	2015/02/23	2015/03/02
27786	UBS AG – Tencent Holdings European Put Warrants Feb 2015 A	2015/02/23	2015/03/02
14338	Bank of East Asia – Ch Mobile European Put Warrants Mar 15 B	2015/02/24	2015/03/03
14102	Bank of East Asia – Ch Mobile European Warrants Mar 2015 A	2015/02/24	2015/03/03
29883	BOCI Asia Ltd. – A50 China European Warrants Mar 2015 A	2015/02/24	2015/03/03
13456	BOCI Asia Ltd. – Agricultural Bk European Wts Mar 2015 A	2015/02/24	2015/03/03
14631	BOCI Asia Ltd. – China Mobile European Put Wts Mar 2015 A	2015/02/24	2015/03/03
29535	BOCI Asia Ltd. – HKEx European Put Warrants Mar 2015 A	2015/02/24	2015/03/03
29967	BOCI Asia Ltd. – ICBC European Warrants Mar 2015 A	2015/02/24	2015/03/03
14920	Citigroup Global Mkt H Inc. – CGS European Wts Mar 2015 A	2015/02/24	2015/03/03
14919	Citigroup Global Mkt H Inc. – China Mobile Eur Wt Mar 2015 A	2015/02/24	2015/03/03
15553	Credit Suisse – Foxconn European Warrants Mar 2015 A	2015/02/24	2015/03/03
15313	Credit Suisse AG – GCL-Poly Energy European Wts Mar 2015 A	2015/02/24	2015/03/03
15396	Credit Suisse AG – Kingsoft European Warrants Mar 2015 B	2015/02/24	2015/03/03
15473	Credit Suisse AG – PetroChina European Warrants Mar 2015 A	2015/02/24	2015/03/03
15406	Credit Suisse AG – Sinopec Corp European Warrants Mar 2015 A	2015/02/24	2015/03/03
15457	Credit Suisse AG – Sinopec Corp European Warrants Mar 2015 B	2015/02/24	2015/03/03
15555	Credit Suisse AG – Sinopharm European Warrants Mar 2015 A	2015/02/24	2015/03/03
16711	Credit Suisse AG – Tencent Holdings European Wts Mar 2015 A	2015/02/24	2015/03/03
16567	Daiwa Capital Mkt – China Telecom Euro Put Wts Mar 2015 B	2015/02/24	2015/03/03
29492	Daiwa Capital Mkt – A50 China European Warrants Mar 2015 A	2015/02/24	2015/03/03
27255	Daiwa Capital Mkt – Ch Overseas European Warrants Mar 2015 B	2015/02/24	2015/03/03
29357	Daiwa Capital Mkt – China Cinda European Warrants Mar 2015 A	2015/02/24	2015/03/03
17062	Daiwa Capital Mkt – China Mobile European Wts Mar 2015 C	2015/02/24	2015/03/03
28638	Daiwa Capital Mkt – CNOOC European Warrants Mar 2015 A	2015/02/24	2015/03/03
15449	Daiwa Capital Mkt – CSOP A50 ETF European Wts Mar 2015 A	2015/02/24	2015/03/03
13766	Daiwa Capital Mkt – Galaxy Ent European Put Wts Mar 2015 A	2015/02/24	2015/03/03
27585	Daiwa Capital Mkt – HKEx European Put Warrants Mar 2015 A	2015/02/24	2015/03/03
29954	Daiwa Capital Mkt – HKEx European Put Warrants Mar 2015 C	2015/02/24	2015/03/03
29925	Daiwa Capital Mkt – HSBC European Warrants Mar 2015 A	2015/02/24	2015/03/03
29444	Daiwa Capital Mkt – ICBC European Warrants Mar 2015 A	2015/02/24	2015/03/03
15847	Daiwa Capital Mkt – Minsheng Bk European Warrants Mar 2015 A	2015/02/24	2015/03/03
15586	Daiwa Capital Mkt – PetroChina European Put Wts Mar 2015 B	2015/02/24	2015/03/03
16299	Daiwa Capital Mkt – Sands China European Warrants Mar 2015 A	2015/02/24	2015/03/03
15452	Daiwa Capital Mkt – Sinopec Corp European Put Wts Mar 2015 B	2015/02/24	2015/03/03
29674	Daiwa Capital Mkt – Sinopec Corp European Wts Mar 2015 A	2015/02/24	2015/03/03
16683	Daiwa Capital Mkt – Tencent Holdings European Wts Mar 2015 B	2015/02/24	2015/03/03
11075	Daiwa Capital Mkt – Agricultural Bank European Wts Mar 2015 A	2015/02/24	2015/03/03
23688	Goldman Sachs SP (Asia) – China Mobile Euro Wts Mar 2015 A	2015/02/24	2015/03/03
15919	Goldman Sachs SP (Asia) – CNOOC European Warrants Mar 2015 A	2015/02/24	2015/03/03
16308	Goldman Sachs SP (Asia) – CSOP A50 ETF Euro Wts Mar 2015 A	2015/02/24	2015/03/03
28617	Goldman Sachs SP (Asia) – HKEx European Put Wts Mar 2015 A	2015/02/24	2015/03/03
16206	Goldman Sachs SP (Asia) – Tencent European Wt Mar 2015 A	2015/02/24	2015/03/03
14113	HK Bank – China Cinda European Warrants Mar 2015 A	2015/02/24	2015/03/03
15279	HK Bank – China COSCO European Warrants Mar 2015 A	2015/02/24	2015/03/03
12564	HK Bank – CSOP A50 ETF European Warrants Mar 2015 A	2015/02/24	2015/03/03
13863	HK Bank – Sands China European Warrants Mar 2015 A	2015/02/24	2015/03/03
15274	HK Bank – Sh Petrochem European Warrants Mar 2015 A	2015/02/24	2015/03/03
15333	HK Bank – Shanghai Electric European Warrants Mar 2015 A	2015/02/24	2015/03/03
14370	HK Bank – Yanzhou Coal European Warrants Mar 2015 A	2015/02/24	2015/03/03
15116	J P Morgan SP BV – CC Bank European Wts Mar 2015 A	2015/02/24	2015/03/03
11229	J P Morgan SP BV – Ch State Con European Warrants Mar 2015 A	2015/02/24	2015/03/03
14558	J P Morgan SP BV – China Mob European Put Wts Mar 2015 B	2015/02/24	2015/03/03
14576	J P Morgan SP BV – China Mob European Wts Mar 2015 C	2015/02/24	2015/03/03
14577	J P Morgan SP BV – China Mob European Wts Mar 2015 D	2015/02/24	2015/03/03
14909	J P Morgan SP BV – China Mob European Wts Mar 2015 E	2015/02/24	2015/03/03
15114	J P Morgan SP BV – CNOOC European Warrants Mar 2015 A	2015/02/24	2015/03/03
11228	J P Morgan SP BV – GAC European Warrants Mar 2015 A	2015/02/24	2015/03/03
29143	J P Morgan SP BV – Henderson Land Dev European Wt Mar 2015 A	2015/02/24	2015/03/03
29504	J P Morgan SP BV – HKEx European Put Wts Mar 2015 A	2015/02/24	2015/03/03
14068	J P Morgan SP BV – ICBC European Warrants Mar 2015 A	2015/02/24	2015/03/03
15315	J P Morgan SP BV – Kingsoft European Warrants Mar 2015 A	2015/02/24	2015/03/03
15056	J P Morgan SP BV – Link Reit European Warrants Mar 2015 A	2015/02/24	2015/03/03
15432	J P Morgan SP BV – PetroChina European Warrants Mar 2015 B	2015/02/24	2015/03/03
16407	J P Morgan SP BV – Tencent European Warrants Mar 2015 A	2015/02/24	2015/03/03
13738	Macquarie Bank Ltd. – BOCHK European Warrants Mar 2015 A	2015/02/24	2015/03/03
13736	Macquarie Bank Ltd. – CM Bank European Warrants Mar 2015 A	2015/02/24	2015/03/03
16142	Nomura Int'l plc – Chi Resources European Warrants Mar 2015A	2015/02/24	2015/03/03
16601	Nomura Int'l plc – CSOP A50 ETF European Warrants Mar 2015 A	2015/02/24	2015/03/03
12178	Nomura Int'l plc – New World Dev European Wts Mar 2015 A	2015/02/24	2015/03/03
16173	SGA Societe Generale Acceptance N.V. – Ch Mob Eu Wt Mar 15 F	2015/02/24	2015/03/03
29231	Standard Chartered Bank – BYD European Warrants Mar 2015 A	2015/02/24	2015/03/03
29820	Standard Chartered Bank – CC Bank European Wts Mar 2015 A	2015/02/24	2015/03/03
15570	Standard Chartered Bank – Sands China Euro Wts Mar 2015 A	2015/02/24	2015/03/03

List of expired derivative warrants, 2015 (continued)

Code	Warrant	Last trading date	Delisted date
14660	UBS AG – China Mobile European Put Warrants Mar 2015 A	2015/02/24	2015/03/03
16083	UBS AG – CSOP A50 ETF European Warrants Mar 2015 B	2015/02/24	2015/03/03
15479	UBS AG – PetroChina European Warrants Mar 2015 A	2015/02/24	2015/03/03
15483	UBS AG – Sinopec Corp European Put Warrants Mar 2015 A	2015/02/24	2015/03/03
15503	UBS AG – Sinopec Corp European Warrants Mar 2015 B	2015/02/24	2015/03/03
12380	BNP Paribas Arbit Issu B.V. – A50 China Euro Wts Mar 2015 A	2015/02/25	2015/03/04
13047	BNP Paribas Arbit Issu B.V. – BankComm Euro Wts Mar 2015 A	2015/02/25	2015/03/04
28468	BNP Paribas Arbit Issu B.V. – Biostime Euro Wts Mar 2015 A	2015/02/25	2015/03/04
12204	BNP Paribas Arbit Issu B.V. – BOCL European Wts Mar 2015 A	2015/02/25	2015/03/04
28974	BNP Paribas Arbit Issu B.V. – BYD European Wts Mar 2015 A	2015/02/25	2015/03/04
14602	BNP Paribas Arbit Issu B.V. – Ch Mobile Eu Put Wt Mar 2015 C	2015/02/25	2015/03/04
15528	BNP Paribas Arbit Issu B.V. – Ch Mobile Euro Wts Mar 2015 A	2015/02/25	2015/03/04
28963	BNP Paribas Arbit Issu B.V. – Ch Mobile Euro Wts Mar 2015 B	2015/02/25	2015/03/04
22680	BNP Paribas Arbit Issu B.V. – Chow Tai Fook Eu Wt Mar 2015 A	2015/02/25	2015/03/04
15037	BNP Paribas Arbit Issu B.V. – CIMC Enric Euro Wts Mar 2015 A	2015/02/25	2015/03/04
12740	BNP Paribas Arbit Issu B.V. – CITIC Bank Euro Wts Mar 2015 A	2015/02/25	2015/03/04
15035	BNP Paribas Arbit Issu B.V. – Evergrande Euro Wts Mar 2015 A	2015/02/25	2015/03/04
29778	BNP Paribas Arbit Issu B.V. – Geely Auto Euro Wts Mar 2015 A	2015/02/25	2015/03/04
29491	BNP Paribas Arbit Issu B.V. – HKEx Euro Put Wts Mar 2015 A	2015/02/25	2015/03/04
29844	BNP Paribas Arbit Issu B.V. – HKEx European Wts Mar 2015 B	2015/02/25	2015/03/04
14614	BNP Paribas Arbit Issu B.V. – HKEx European Wts Mar 2015 C	2015/02/25	2015/03/04
29660	BNP Paribas Arbit Issu B.V. – Hutchison Eu Put Wt Mar 2015 A	2015/02/25	2015/03/04
25748	BNP Paribas Arbit Issu B.V. – Kingsoft Euro Wts Mar 2015 A	2015/02/25	2015/03/04
13016	BNP Paribas Arbit Issu B.V. – OOIL European Wts Mar 2015 A	2015/02/25	2015/03/04
16433	BNP Paribas Arbit Issu B.V. – Sinopec Corp Eu Wts Mar 2015 B	2015/02/25	2015/03/04
15924	BNP Paribas Arbit Issu B.V. – Tencent Hldgs Eu Wt Mar 2015 A	2015/02/25	2015/03/04
16717	Citigroup Global Mkt H Inc. – China Mobile Eur Wt Mar 2015 D	2015/02/25	2015/03/04
15310	Credit Suisse AG – Kingsoft European Warrants Mar 2015 A	2015/02/25	2015/03/04
17846	Credit Suisse AG – Ping An European Put Warrants Mar 2015 C	2015/02/25	2015/03/04
27063	Daiwa Capital Mkt – Ch Overseas European Put Wts Mar 2015 A	2015/02/25	2015/03/04
15732	Daiwa Capital Mkt – China Mobile European Wts Mar 2015 A	2015/02/25	2015/03/04
16861	Goldman Sachs SP (Asia) – Tencent European Put Wt Mar 2015 B	2015/02/25	2015/03/04
15324	J P Morgan SP BV – Biostime European Warrants Mar 2015 A	2015/02/25	2015/03/04
29787	J P Morgan SP BV – A50 China European Warrants Mar 2015 A	2015/02/25	2015/03/04
14274	J P Morgan SP BV – AIA European Warrants Mar 2015 A	2015/02/25	2015/03/04
29862	J P Morgan SP BV – BankComm European Warrants Mar 2015 A	2015/02/25	2015/03/04
29928	J P Morgan SP BV – BYD European Warrants Mar 2015 A	2015/02/25	2015/03/04
16136	J P Morgan SP BV – Ch Res Ent Euro Wts Mar 2015 A	2015/02/25	2015/03/04
12655	J P Morgan SP BV – CHALCO European Warrants Mar 2015 A	2015/02/25	2015/03/04
11339	J P Morgan SP BV – Cheung Kong European Put Warrants Mar 15B	2015/02/25	2015/03/04
29930	J P Morgan SP BV – Cheung Kong European Warrants Mar 2015 A	2015/02/25	2015/03/04
29861	J P Morgan SP BV – China Coal European Warrants Mar 2015 A	2015/02/25	2015/03/04
29503	J P Morgan SP BV – China Life European Put Wts Mar 2015 A	2015/02/25	2015/03/04
14288	J P Morgan SP BV – China Mob European Put Wts Mar 2015 A	2015/02/25	2015/03/04
29786	J P Morgan SP BV – CSOP A50 ETF European Warrants Mar 2015 A	2015/02/25	2015/03/04
13194	J P Morgan SP BV – Evergrande European Warrants Mar 2015 A	2015/02/25	2015/03/04
13884	J P Morgan SP BV – Galaxy Ent European Put Wts Mar 2015 A	2015/02/25	2015/03/04
11283	J P Morgan SP BV – Greatwall Motor European Wts Mar 2015 A	2015/02/25	2015/03/04
12686	J P Morgan SP BV – Hanergy TFP European Warrants Mar 2015A	2015/02/25	2015/03/04
11304	J P Morgan SP BV – HKEx European Warrants Mar 2015 B	2015/02/25	2015/03/04
14716	J P Morgan SP BV – HSBC European Put Warrants Mar 2015 A	2015/02/25	2015/03/04
29931	J P Morgan SP BV – Hutchison European Warrants Mar 2015 A	2015/02/25	2015/03/04
27003	J P Morgan SP BV – Melco Int'l Dev European Wts Mar 2015 A	2015/02/25	2015/03/04
29929	J P Morgan SP BV – PetroChina European Warrants Mar 2015 A	2015/02/25	2015/03/04
14278	J P Morgan SP BV – Ping An European Warrants Mar 2015 A	2015/02/25	2015/03/04
11266	J P Morgan SP BV – Sands China European Warrants Mar 2015 A	2015/02/25	2015/03/04
15652	J P Morgan SP BV – Sands China European Warrants Mar 2015 B	2015/02/25	2015/03/04
23284	J P Morgan SP BV – SFCE European Warrants Mar 2015 A	2015/02/25	2015/03/04
11363	J P Morgan SP BV – SHK Ppt European Put Warrants Mar 2015 A	2015/02/25	2015/03/04
11366	J P Morgan SP BV – SHK Ppt European Warrants Mar 2015 B	2015/02/25	2015/03/04
11268	J P Morgan SP BV – Sinopec Corp Eu Put Wt Mar 15 A	2015/02/25	2015/03/04
14282	J P Morgan SP BV – Sinopec Corp European Warrants Mar 2015 B	2015/02/25	2015/03/04
27900	J P Morgan SP BV – SJM Holdings European Put Warrants Mar15A	2015/02/25	2015/03/04
13196	J P Morgan SP BV – Yanzhou Coal European Warrants Mar 2015 A	2015/02/25	2015/03/04
29757	Macquarie Bank Ltd. – A50 China European Warrants Mar 2015 A	2015/02/25	2015/03/04
13796	Macquarie Bank Ltd. – AAC Acoustic European Wts Mar 2015 A	2015/02/25	2015/03/04
13441	Macquarie Bank Ltd. – BankComm European Warrants Mar 2015 A	2015/02/25	2015/03/04
13899	Macquarie Bank Ltd. – Ch Merchants European Wts Mar 2015 A	2015/02/25	2015/03/04
16168	Macquarie Bank Ltd. – CHALCO European Warrants Mar 2015 A	2015/02/25	2015/03/04
14195	Macquarie Bank Ltd. – Chi Resources European Wts Mar 2015 A	2015/02/25	2015/03/04
14077	Macquarie Bank Ltd. – China Coal European Wts Mar 2015 A	2015/02/25	2015/03/04
29186	Macquarie Bank Ltd. – China Mobile European Wts Mar 2015 A	2015/02/25	2015/03/04
16228	Macquarie Bank Ltd. – China Mobile European Wts Mar 2015 B	2015/02/25	2015/03/04
14752	Macquarie Bank Ltd. – China Overseas European Wts Mar 2015 A	2015/02/25	2015/03/04
14438	Macquarie Bank Ltd. – Chow Tai Fook European Wts Mar 2015 A	2015/02/25	2015/03/04
29574	Macquarie Bank Ltd. – CITIC Sec European Warrants Mar 2015 A	2015/02/25	2015/03/04
12830	Macquarie Bank Ltd. – CNBM European Warrants Mar 2015 A	2015/02/25	2015/03/04
29679	Macquarie Bank Ltd. – CSOP A50 ETF European Wts Mar 2015 A	2015/02/25	2015/03/04
16530	Macquarie Bank Ltd. – CSOP A50 ETF European Wts Mar 2015 B	2015/02/25	2015/03/04
13672	Macquarie Bank Ltd. – Foxconn European Warrants Mar 2015 A	2015/02/25	2015/03/04
15158	Macquarie Bank Ltd. – Henderson Land Dev Euro Wts Mar 2015 A	2015/02/25	2015/03/04
13797	Macquarie Bank Ltd. – Hutchison European Warrants Mar 2015 A	2015/02/25	2015/03/04
29879	Macquarie Bank Ltd. – Kingsoft European Warrants Mar 2015 A	2015/02/25	2015/03/04
16170	Macquarie Bank Ltd. – Kingsoft European Warrants Mar 2015 B	2015/02/25	2015/03/04
15339	Macquarie Bank Ltd. – Li & Fung European Warrants Mar 2015 A	2015/02/25	2015/03/04
13440	Macquarie Bank Ltd. – Minsheng Bank European Wts Mar 2015 A	2015/02/25	2015/03/04
15789	Macquarie Bank Ltd. – PetroChina European Wts Mar 2015 A	2015/02/25	2015/03/04

List of expired derivative warrants, 2015 (continued)

Code	Warrant	Last trading date	Delisted date
16084	Macquarie Bank Ltd. – Sands China European Wts Mar 2015 A	2015/02/25	2015/03/04
22378	Macquarie Bank Ltd. – SFCE European Warrants Mar 2015 A	2015/02/25	2015/03/04
12832	Macquarie Bank Ltd. – Tencent European Put Wts Mar 2015 A	2015/02/25	2015/03/04
15411	Macquarie Bank Ltd. – Tencent European Warrants Mar 2015 B	2015/02/25	2015/03/04
15412	Macquarie Bank Ltd. – Tencent European Warrants Mar 2015 C	2015/02/25	2015/03/04
15416	Macquarie Bank Ltd. – Tencent European Warrants Mar 2015 D	2015/02/25	2015/03/04
24086	Macquarie Bank Ltd. – Tingyi European Warrants Mar 2015 A	2015/02/25	2015/03/04
25582	Macquarie Bank Ltd. – ZTE European Warrants Mar 2015 A	2015/02/25	2015/03/04
15960	Macquarie Bank Ltd. – ZTE European Warrants Mar 2015 B	2015/02/25	2015/03/04
13724	Macquarie Bank Ltd.-Agricultural Bk Euro Warrants Mar 2015 A	2015/02/25	2015/03/04
14697	Standard Chartered Bank – China Mobile Eur Put Wt Mar 2015 A	2015/02/25	2015/03/04
16098	Standard Chartered Bank – CTel European Warrants Mar 2015 A	2015/02/25	2015/03/04
15536	Standard Chartered Bank – SHK P European Warrants Mar 2015 A	2015/02/25	2015/03/04
16431	Standard Chartered Bank – Tencent Hldg Eu Put Wts Mar 2015 A	2015/02/25	2015/03/04
17514	UBS AG – HKEx European Warrants Mar 2015 A	2015/02/25	2015/03/04
15645	UBS AG – Sands China European Warrants Mar 2015 A	2015/02/25	2015/03/04
17598	UBS AG – Tencent Holdings European Warrants Mar 2015 B	2015/02/25	2015/03/04
15699	J P Morgan SP BV – China Cinda European Warrants Mar 2015 A	2015/02/26	2015/03/05
15439	Macquarie Bank Ltd. – China Res Gas European Wts Mar 2015 A	2015/02/26	2015/03/05
14532	Macquarie Bank Ltd. – Lenovo European Warrants Mar 2015 A	2015/02/26	2015/03/05
11112	SGA Societe Generale Acceptance N.V. – BOCOM Eu Wt Mar 2015A	2015/02/26	2015/03/05
29918	SGA Societe Generale Acceptance N.V. – BYD Eu Wt Mar 2015 A	2015/02/26	2015/03/05
11129	SGA Societe Generale Acceptance N.V. – Ch Cinda Eu Wt Mar15A	2015/02/26	2015/03/05
15827	SGA Societe Generale Acceptance N.V. – Ch Mob Eu Wt Mar 15 A	2015/02/26	2015/03/05
14453	SGA Societe Generale Acceptance N.V. – Ch Mob Eu Wt Mar 15 B	2015/02/26	2015/03/05
15786	SGA Societe Generale Acceptance N.V. – Ch Mob Eu Wt Mar 15 D	2015/02/26	2015/03/05
17098	SGA Societe Generale Acceptance N.V. – Ch Mob Eu Wt Mar 15 G	2015/02/26	2015/03/05
15168	SGA Societe Generale Acceptance N.V. – CITBK Eu Wt Mar 15 A	2015/02/26	2015/03/05
11115	SGA Societe Generale Acceptance N.V. – CK(H) Eu Wt Mar 2015A	2015/02/26	2015/03/05
14463	SGA Societe Generale Acceptance N.V. – CMob Eu Put Wt Mar15C	2015/02/26	2015/03/05
15807	SGA Societe Generale Acceptance N.V. – CMob Eu Put Wt Mar15E	2015/02/26	2015/03/05
15997	SGA Societe Generale Acceptance N.V. – CNOOC Eu Wt Mar 2015A	2015/02/26	2015/03/05
15456	SGA Societe Generale Acceptance N.V. – CP&CC Eu Wt Mar 2015A	2015/02/26	2015/03/05
16930	SGA Societe Generale Acceptance N.V. – GCL-Poly Eu Wt Mar15A	2015/02/26	2015/03/05
29654	SGA Societe Generale Acceptance N.V. – HKEx Eu Put Wt Mar15A	2015/02/26	2015/03/05
15174	SGA Societe Generale Acceptance N.V. – HKEx Eu Wt Mar 2015 B	2015/02/26	2015/03/05
14684	SGA Societe Generale Acceptance N.V. – HSBC Eu Wt Mar 2015 A	2015/02/26	2015/03/05
15899	SGA Societe Generale Acceptance N.V. – HSBC Eu Wt Mar 2015 C	2015/02/26	2015/03/05
15901	SGA Societe Generale Acceptance N.V. – HWL Eur Wt Mar 2015 A	2015/02/26	2015/03/05
12139	SGA Societe Generale Acceptance N.V. – ICBC Eu Wt Mar 2015 A	2015/02/26	2015/03/05
15438	SGA Societe Generale Acceptance N.V. – Kingsoft Eu Wt Mar15A	2015/02/26	2015/03/05
25339	SGA Societe Generale Acceptance N.V. – Wharf Eu Wts Mar 15 A	2015/02/26	2015/03/05
29520	SGA Societe Generale Acceptance N.V.- A50 Ch Eu Wt Mar 2015A	2015/02/26	2015/03/05
16565	SGA Societe Generale Acceptance N.V.- A50 Ch Eu Wt Mar 2015B	2015/02/26	2015/03/05
29102	SGA Societe Generale Acceptance N.V. -CCoal Eu Wt Mar 2015 A	2015/02/26	2015/03/05
14513	SGA Societe Generale Acceptance N.V. -CITIC Sec Eu Wt Mar15A	2015/02/26	2015/03/05
12136	SGA Societe Generale Acceptance N.V. -CLife Eu Put Wt Mar15A	2015/02/26	2015/03/05
14845	SGA Societe Generale Acceptance N.V. -HSBC Eu Put Wt Mar15 B	2015/02/26	2015/03/05
15906	SGA Societe Generale Acceptance N.V. -Ping An Eu Wt Mar 15 B	2015/02/26	2015/03/05
14037	SGA Societe Generale Acceptance N.V. -Tencent Eu Wt Mar 15 A	2015/02/26	2015/03/05
16523	SGA Societe Generale Acceptance N.V. -Tencent Eu Wt Mar 15 B	2015/02/26	2015/03/05
15577	SGA Societe Generale Acceptance N.V.-Galaxy Ent Eu Wt Mar15A	2015/02/26	2015/03/05
16727	SGA Societe Generale Acceptance N.V.-ZTE Eu Wt Mar 2015 A	2015/02/26	2015/03/05
28942	SGA Societe Generale Acceptance N.V.-ZTE Eu Wt Mar 2015 B	2015/02/26	2015/03/05
27303	SGA Societe Generale Acceptance N.V.-Chi COSCO Eu Wt Mar 15 A	2015/02/26	2015/03/05
15175	SGA Societe Generale Acceptance N.V.-Ping An Eu Put Wt Mar15A	2015/02/26	2015/03/05
15179	SGA Societe Generale Acceptance N.V.-Sands China Eu Wt Mar15A	2015/02/26	2015/03/05
29519	SGA Societe Generale Acceptance NV-CSOP A50 ETF Eu Wt Mar15A	2015/02/26	2015/03/05
29705	SGA Societe Generale Acceptance NV-Minsheng Bk Eu Wt Mar15 A	2015/02/26	2015/03/05
19134	SGA Societe Generale Acceptance NV-NewWorld Dev Eu Wt Mar15A	2015/02/26	2015/03/05
12982	Standard Chartered Bank – China Coal European Wts Mar 2015 A	2015/02/26	2015/03/05
15019	Standard Chartered Bank – China Mobile Euro Wts Mar 2015 B	2015/02/26	2015/03/05
15576	Standard Chartered Bank – Kingsoft European Put Wts Mar 15 A	2015/02/26	2015/03/05
14762	Macquarie Bank Ltd. – Yurun Food European Wts Mar 2015 A	2015/02/27	2015/03/06
26030	Merrill Lynch Int'l & Co. C.V. – Henderson Land Eu Wt Mar15A	2015/02/27	2015/03/06
22674	Standard Chartered Bank – CSOP A50 ETF Euro Wts Mar 2015 A	2015/03/02	2015/03/09
14965	Standard Chartered Bank – Tracker Fund Euro Wts Mar 2015 B	2015/03/02	2015/03/09
14773	UBS AG – China Mobile European Warrants Mar 2015 B	2015/03/02	2015/03/09
15978	BOCI Asia Ltd. – China Mobile European Warrants Mar 2015 B	2015/03/03	2015/03/10
29966	BOCI Asia Ltd. – Minsheng Bank European Warrants Mar 2015 A	2015/03/03	2015/03/10
15559	BOCI Asia Ltd. – Sinopec Corp European Put Warrants Mar 15 A	2015/03/03	2015/03/10
16359	BOCI Asia Ltd. – Tencent Holdings European Wts Mar 2015 A	2015/03/03	2015/03/10
15826	Credit Suisse AG – China Cinda European Warrants Mar 2015 A	2015/03/03	2015/03/10
15821	Credit Suisse AG – China Tel European Put Warrants Mar 2015A	2015/03/03	2015/03/10
15822	Credit Suisse AG – China Tel European Warrants Mar 2015 B	2015/03/03	2015/03/10
17266	Credit Suisse AG – Galaxy Ent European Warrants Mar 2015 C	2015/03/03	2015/03/10
15740	Credit Suisse AG – Sands China European Warrants Mar 2015 A	2015/03/03	2015/03/10
15839	Daiwa Capital Mkt – Hutchison European Warrants Mar 2015 A	2015/03/03	2015/03/10
15719	HK Bank – CRCC European Warrants Mar 2015 A	2015/03/03	2015/03/10
28539	HK Bank – HKEx European Put Warrants Mar 2015 A	2015/03/03	2015/03/10
16448	HK Bank – Kingsoft European Warrants Mar 2015 A	2015/03/03	2015/03/10
15718	HK Bank – PetroChina European Warrants Mar 2015 A	2015/03/03	2015/03/10
15708	J P Morgan SP BV – China Tel European Warrants Mar 2015 A	2015/03/03	2015/03/10
28719	Standard Chartered Bank – Geely Auto European Wts Mar 2015 A	2015/03/03	2015/03/10
16246	Standard Chartered Bank – HKEx European Put Wts Mar 2015 A	2015/03/03	2015/03/10
15793	Standard Chartered Bank – Sands China Euro Wts Mar 2015 B	2015/03/03	2015/03/10
15606	UBS AG – BYD European Warrants Mar 2015 A	2015/03/03	2015/03/10

List of expired derivative warrants, 2015 (continued)

Code	Warrant	Last trading date	Delisted date
15602	UBS AG – China Tel European Warrants Mar 2015 A	2015/03/03	2015/03/10
15748	UBS AG – China Unicom European Warrants Mar 2015 A	2015/03/03	2015/03/10
15604	UBS AG – CSOP A50 ETF European Warrants Mar 2015 A	2015/03/03	2015/03/10
15970	Citigroup Global Mkt H Inc. – China Mobile Eur Wt Mar 2015 B	2015/03/04	2015/03/11
15971	Citigroup Global Mkt H Inc. – China Mobile Eur Wt Mar 2015 C	2015/03/04	2015/03/11
18039	Credit Suisse AG – A50 China European Warrants Mar 2015 D	2015/03/04	2015/03/11
15900	Credit Suisse AG – China Mobile European Put Wts Mar 2015 A	2015/03/04	2015/03/11
11108	Daiwa Capital Mkt – BOCL European Put Warrants Mar 2015 A	2015/03/04	2015/03/11
15830	Daiwa Capital Mkt – China Telecom European Wts Mar 2015 A	2015/03/04	2015/03/11
15846	Daiwa Capital Mkt – China Unicom European Warrants Mar 2015A	2015/03/04	2015/03/11
13028	Daiwa Capital Mkt – Kingsoft European Warrants Mar 2015 A	2015/03/04	2015/03/11
15334	HK Bank – Ch Oilfield European Warrants Mar 2015 A	2015/03/04	2015/03/11
15973	Standard Chartered Bank – China Mobile Eur Put Wt Mar 2015 D	2015/03/04	2015/03/11
15972	Standard Chartered Bank – China Mobile Euro Wts Mar 2015 C	2015/03/04	2015/03/11
15948	UBS AG – China Mobile European Put Warrants Mar 2015 C	2015/03/04	2015/03/11
15963	UBS AG – China Mobile European Warrants Mar 2015 D	2015/03/04	2015/03/11
15753	UBS AG – Sands China European Warrants Mar 2015 B	2015/03/04	2015/03/11
16034	Credit Suisse AG – China Mobile European Warrants Mar 2015 B	2015/03/05	2015/03/12
13295	Credit Suisse AG – HKEx European Warrants Mar 2015 A	2015/03/05	2015/03/12
16017	Daiwa Capital Mkt – China Mobile European Put Wts Mar 2015 B	2015/03/05	2015/03/12
16296	Daiwa Capital Mkt – Galaxy Ent European Warrants Mar 2015 C	2015/03/05	2015/03/12
16012	Daiwa Capital Mkt – Tencent Holdings Euro Put Wts Mar 2015 A	2015/03/05	2015/03/12
15989	HK Bank – China Tel European Warrants Mar 2015 A	2015/03/05	2015/03/12
10296	BNP Paribas Arbit Issu B.V. – Nikkei 225 Eu Put Wt Mar 2015A	2015/03/09	2015/03/16
14667	J P Morgan SP BV – Lumena Newmat European Wts Mar 2015 A	2015/03/09	2015/03/16
10290	UBS AG – Nikkei 225 European Put Warrants Mar 2015 A	2015/03/09	2015/03/16
10292	UBS AG – Nikkei 225 European Warrants Mar 2015 B	2015/03/09	2015/03/16
10294	UBS AG – Nikkei 225 European Warrants Mar 2015 C	2015/03/09	2015/03/16
15980	BOCI Asia Ltd. – Galaxy Ent European Warrants Mar 2015 A	2015/03/10	2015/03/17
16357	BOCI Asia Ltd. – Kingsoft European Warrants Mar 2015 A	2015/03/10	2015/03/17
16593	Citigroup Global Mkt H Inc. – Sinopec Corp Eu Wts Mar 2015 A	2015/03/10	2015/03/17
16133	Credit Suisse AG – CC Bank European Put Warrants Mar 2015 A	2015/03/10	2015/03/17
16175	Credit Suisse AG – Kingsoft European Warrants Mar 2015 C	2015/03/10	2015/03/17
15736	Macquarie Bank Ltd. – CSR Times European Warrants Mar 2015 A	2015/03/10	2015/03/17
13327	Standard Chartered Bank – Chi Resources European Wts Mar15A	2015/03/10	2015/03/17
16182	UBS AG – CC Bank European Warrants Mar 2015 B	2015/03/10	2015/03/17
28706	UBS AG – China Cinda European Warrants Mar 2015 A	2015/03/10	2015/03/17
16081	UBS AG – Kingsoft European Warrants Mar 2015 A	2015/03/10	2015/03/17
16169	Macquarie Bank Ltd. – Anton Oilfield European Wts Mar 2015 A	2015/03/11	2015/03/18
29078	Macquarie Bank Ltd. – Ch Oilfield European Wts Mar 2015 A	2015/03/11	2015/03/18
19361	Nomura Int'l plc – A50 China European Warrants Jun 2015 C	2015/03/17	2015/03/18
24303	Nomura Int'l plc – Anton Oilfield European Warrants Aug 16 A	2015/03/17	2015/03/18
14221	Nomura Int'l plc – China Cinda European Warrants Feb 2017 A	2015/03/17	2015/03/18
16148	Nomura Int'l plc – China Unicom European Put Wts Sep 2016 A	2015/03/17	2015/03/18
17351	Nomura Int'l plc – China Vanke European Warrants Jul 2015 A	2015/03/17	2015/03/18
19434	Nomura Int'l plc – CITIC Bank European Put Warrants Sep 15 A	2015/03/17	2015/03/18
16550	Nomura Int'l plc – Espritt European Warrants Jun 2016 B	2015/03/17	2015/03/18
29059	Nomura Int'l plc – Foxconn European Warrants Mar 2015 A	2015/03/17	2015/03/18
16881	Nomura Int'l plc – Gome European Warrants Feb 2016 A	2015/03/17	2015/03/18
17346	Nomura Int'l plc – Guangdong Inv European Wts Dec 2016 A	2015/03/17	2015/03/18
24279	Nomura Int'l plc – Lenovo European Put Warrants Jul 2015 A	2015/03/17	2015/03/18
13940	Nomura Int'l plc – Lenovo European Warrants Jun 2015 A	2015/03/17	2015/03/18
19435	Nomura Int'l plc – Ping An European Warrants Jul 2015 A	2015/03/17	2015/03/18
17348	Nomura Int'l plc – Sound Global European Warrants Aug 2015 A	2015/03/17	2015/03/18
16871	Nomura Int'l plc – Stanchart European Put Wts Dec 2015 A	2015/03/17	2015/03/18
16695	Nomura Int'l plc – Sunny Optical European Warrants Jul 2015A	2015/03/17	2015/03/18
16150	Nomura Int'l plc – ZTE European Warrants Jun 2015 A	2015/03/17	2015/03/18
15659	Standard Chartered Bank – Datang Power Euro Wts Mar 2015 A	2015/03/11	2015/03/18
16226	UBS AG – Galaxy Ent European Warrants Mar 2015 A	2015/03/11	2015/03/18
29951	Daiwa Capital Mkt – HKEx European Warrants Mar 2015 B	2015/03/12	2015/03/19
15068	Daiwa Capital Mkt – PetroChina European Warrants Mar 2015 A	2015/03/12	2015/03/19
17619	Daiwa Capital Mkt – HKEx European Put Warrants Nov 2015 A	2015/03/19	2015/03/20
18415	Daiwa Capital Mkt – Hutchison European Put Wts Dec 2015 A	2015/03/19	2015/03/20
18114	Daiwa Capital Mkt – Hutchison European Warrants Nov 2015 A	2015/03/19	2015/03/20
16236	Nomura Int'l plc – Baiyunshan Ph European Warrants Mar 2015A	2015/03/16	2015/03/23
14972	Standard Chartered Bank – BOCL European Warrants Mar 2015 A	2015/03/16	2015/03/23
16088	Standard Chartered Bank – CSR European Warrants Mar 2015 A	2015/03/16	2015/03/23
29890	BOCI Asia Ltd. – CSOP A50 ETF European Warrants Mar 2015 A	2015/03/17	2015/03/24
13013	BOCI Asia Ltd. – Lenovo European Warrants Mar 2015 A	2015/03/17	2015/03/24
15976	BOCI Asia Ltd. – Sands China European Warrants Mar 2015 A	2015/03/17	2015/03/24
16262	Credit Suisse AG – A50 China European Warrants Mar 2015 A	2015/03/17	2015/03/24
17239	Credit Suisse AG – BYD European Warrants Mar 2015 A	2015/03/17	2015/03/24
17420	Credit Suisse AG – Galaxy Ent European Put Wts Mar 2015 D	2015/03/17	2015/03/24
16269	Credit Suisse AG – Galaxy Ent European Warrants Mar 2015 A	2015/03/17	2015/03/24
17421	Credit Suisse AG – Sands China European Put Wts Mar 2015 E	2015/03/17	2015/03/24
16319	Credit Suisse AG – Sands China European Warrants Mar 2015 B	2015/03/17	2015/03/24
16318	Credit Suisse AG – Sinopec Corp European Warrants Mar 2015 C	2015/03/17	2015/03/24
16291	Daiwa Capital Mkt – Galaxy Ent European Warrants Mar 2015 B	2015/03/17	2015/03/24
16367	Daiwa Capital Mkt – Ping An European Warrants Mar 2015 A	2015/03/17	2015/03/24
28765	Goldman Sachs SP (Asia) – Lenovo European Wts Mar 2015 A	2015/03/17	2015/03/24
16839	HK Bank – CKH European Warrants Mar 2015 A	2015/03/17	2015/03/24
16404	HK Bank – ICBC European Warrants Mar 2015 A	2015/03/17	2015/03/24
14706	J P Morgan SP BV – Techtronic Ind European Warrants Mar 15 A	2015/03/17	2015/03/24
11904	Macquarie Bank Ltd. – China EB Int'l European Wts Mar 2015 A	2015/03/17	2015/03/24
12101	Standard Chartered Bank – ICBC European Warrants Mar 2015 A	2015/03/17	2015/03/24
16451	Standard Chartered Bank – Ping An European Wts Mar 2015 A	2015/03/17	2015/03/24
12103	Standard Chartered Bank – Sinopec Corp Euro Wts Mar 2015 A	2015/03/17	2015/03/24

List of expired derivative warrants, 2015 (continued)

Code	Warrant	Last trading date	Delisted date
17242	UBS AG – BYD European Warrants Mar 2015 B	2015/03/17	2015/03/24
17152	UBS AG – Greatwall Motor European Warrants Mar 2015 A	2015/03/17	2015/03/24
27079	UBS AG – Lenovo European Warrants Mar 2015 A	2015/03/17	2015/03/24
16370	UBS AG – MGM China European Warrants Mar 2015 A	2015/03/17	2015/03/24
16473	UBS AG – Ping An European Warrants Mar 2015 C	2015/03/17	2015/03/24
16321	UBS AG – Sands China European Warrants Mar 2015 C	2015/03/17	2015/03/24
16811	UBS AG – Sinopec Corp European Warrants Mar 2015 C	2015/03/17	2015/03/24
15728	BOCI Asia Ltd. – HKEEx European Warrants Mar 2015 B	2015/03/18	2015/03/25
16733	Credit Suisse AG – Sands China European Warrants Mar 2015 D	2015/03/18	2015/03/25
20576	Goldman Sachs SP (Asia) – BOCL European Warrants Mar 2015 A	2015/03/18	2015/03/25
23339	HK Bank – BOCL European Warrants Mar 2015 A	2015/03/18	2015/03/25
15435	HK Bank – HKEEx European Warrants Mar 2015 B	2015/03/18	2015/03/25
17170	Standard Chartered Bank – Minsheng Bank Euro Wts Mar 2015 A	2015/03/18	2015/03/25
16375	Standard Chartered Bank – Sands China Euro Wts Mar 2015 C	2015/03/18	2015/03/25
29190	UBS AG – BOCL European Warrants Mar 2015 A	2015/03/18	2015/03/25
16429	UBS AG – Galaxy Ent European Put Warrants Mar 2015 C	2015/03/18	2015/03/25
16368	UBS AG – Galaxy Ent European Warrants Mar 2015 B	2015/03/18	2015/03/25
16428	UBS AG – Sands China European Put Warrants Mar 2015 E	2015/03/18	2015/03/25
16707	Credit Suisse AG – CKH European Warrants Mar 2015 A	2015/03/19	2015/03/26
17169	HK Bank – HKEEx European Warrants Mar 2015 D	2015/03/19	2015/03/26
17866	Nomura Int'l plc – CSOP A50 ETF European Warrants Jun 2015 E	2015/03/25	2015/03/26
16458	Standard Chartered Bank – CHALCO European Warrants Mar 2015A	2015/03/19	2015/03/26
27568	Standard Chartered Bank – China Life Euro Put Wts Mar 2015 A	2015/03/19	2015/03/26
16457	Standard Chartered Bank – CKH European Warrants Mar 2015 A	2015/03/19	2015/03/26
16642	UBS AG – China Life European Warrants Mar 2015 A	2015/03/19	2015/03/26
14896	BOCI Asia Ltd. – Ch Overseas European Warrants Mar 2015 A	2015/03/20	2015/03/27
28482	Citigroup Global Mkt H Inc. – AIA European Wts Mar 2015 A	2015/03/20	2015/03/27
15656	Citigroup Global Mkt H Inc. – CC Bank European Wt Mar 2015 A	2015/03/20	2015/03/27
17354	HK Bank – AIA European Put Warrants Mar 2015 B	2015/03/20	2015/03/27
27048	HK Bank – CC Bank European Warrants Mar 2015 A	2015/03/20	2015/03/27
17189	HK Bank – CITIC Sec European Warrants Mar 2015 A	2015/03/20	2015/03/27
17225	HK Bank – HWL European Warrants Mar 2015 B	2015/03/20	2015/03/27
16804	HK Bank – Mengniu European Warrants Mar 2015 A	2015/03/20	2015/03/27
14118	J P Morgan SP BV – Li & Fung European Warrants Mar 2015 A	2015/03/20	2015/03/27
26918	Nomura Int'l plc – BOCL European Warrants Mar 2015 A	2015/03/20	2015/03/27
26690	Nomura Int'l plc – CITIC Sec European Warrants Mar 2015 A	2015/03/20	2015/03/27
16238	Nomura Int'l plc – Sihuan Pharm European Warrants Mar 2015 B	2015/03/20	2015/03/27
29168	Standard Chartered Bank – Brilliance Chi Euro Wts Mar 2015 A	2015/03/20	2015/03/27
18473	Standard Chartered Bank – CITIC Sec European Wts Mar 2015 A	2015/03/20	2015/03/27
17363	Standard Chartered Bank – Sands China Eu Put Wts Mar 2015 D	2015/03/20	2015/03/27
16781	UBS AG – AIA European Warrants Mar 2015 A	2015/03/20	2015/03/27
25360	UBS AG – CC Bank European Warrants Mar 2015 A	2015/03/20	2015/03/27
17018	UBS AG – CITIC Sec European Warrants Mar 2015 A	2015/03/20	2015/03/27
15969	UBS AG – CKH European Warrants Mar 2015 A	2015/03/20	2015/03/27
16763	UBS AG – Galaxy Ent European Warrants Mar 2015 D	2015/03/20	2015/03/27
16730	UBS AG – HSBC European Warrants Mar 2015 A	2015/03/20	2015/03/27
11794	UBS AG – Li & Fung European Warrants Mar 2015 A	2015/03/20	2015/03/27
16183	UBS AG – Sihuan Pharm European Warrants Mar 2015 A	2015/03/20	2015/03/27
17131	UBS AG – ZTE European Warrants Mar 2015 A	2015/03/20	2015/03/27
16916	Citigroup Global Mkt H Inc. – HKEEx European Wts Mar 2015 A	2015/03/23	2015/03/30
16645	Daiwa Capital Mkt – CCB European Warrants Mar 2015 A	2015/03/23	2015/03/30
13625	Goldman Sachs SP (Asia) – Anhui Conch Euro Wts Mar 2015 A	2015/03/23	2015/03/30
16038	Goldman Sachs SP (Asia) – China Mobile Eu Put Wts Mar 2015 B	2015/03/23	2015/03/30
16888	Goldman Sachs SP (Asia) – Galaxy Ent Euro Put Wts Mar 2015 C	2015/03/23	2015/03/30
13624	Goldman Sachs SP (Asia) – Poly HK Inv Euro Wts Mar 2015 A	2015/03/23	2015/03/30
13020	Goldman Sachs SP (Asia) – Stanchart European Wts Mar 2015 A	2015/03/23	2015/03/30
28303	HK Bank – China Shenhua European Warrants Mar 2015 A	2015/03/23	2015/03/30
11241	Standard Chartered Bank – CSOP A50 ETF Euro Wts Mar 2015 B	2015/03/23	2015/03/30
17230	Standard Chartered Bank – Ping An European Wts Mar 2015 B	2015/03/23	2015/03/30
18158	Standard Chartered Bank – Ping An European Wts Mar 2015 C	2015/03/23	2015/03/30
15300	Standard Chartered Bank – Techtronic Ind Euro Wts Mar15A	2015/03/23	2015/03/30
17613	UBS AG – CKH European Warrants Mar 2015 B	2015/03/23	2015/03/30
17721	UBS AG – HKEEx European Warrants Mar 2015 B	2015/03/23	2015/03/30
16579	UBS AG – Kingsoft European Warrants Mar 2015 B	2015/03/23	2015/03/30
15078	UBS AG – Ping An European Warrants Mar 2015 A	2015/03/23	2015/03/30
23531	Bank of East Asia – China Cinda European Warrants Mar 2015 A	2015/03/24	2015/03/31
28467	BNP Paribas Arbit Issu B.V. – HSI European Wts Mar 2015 A	2015/03/24	2015/03/31
15531	BNP Paribas Arbit Issu B.V. – Sinopec Corp Eu Wts Mar 2015 A	2015/03/24	2015/03/31
28854	BOCI Asia Ltd. – AIA European Warrants Mar 2015 A	2015/03/24	2015/03/31
13462	BOCI Asia Ltd. – BOCL European Warrants Mar 2015 A	2015/03/24	2015/03/31
25344	BOCI Asia Ltd. – China Shenhua European Warrants Mar 2015 A	2015/03/24	2015/03/31
27946	BOCI Asia Ltd. – CITIC Sec European Warrants Mar 2015 A	2015/03/24	2015/03/31
15724	BOCI Asia Ltd. – GCL-Poly Energy European Warrants Mar 2015A	2015/03/24	2015/03/31
25094	BOCI Asia Ltd. – HSI European Warrants Mar 2015 A	2015/03/24	2015/03/31
15975	BOCI Asia Ltd. – HSI European Warrants Mar 2015 B	2015/03/24	2015/03/31
16519	BOCI Asia Ltd. – Hutchison European Warrants Mar 2015 A	2015/03/24	2015/03/31
16604	BOCI Asia Ltd. – Sands China European Put Wts Mar 2015 C	2015/03/24	2015/03/31
16365	BOCI Asia Ltd. – Sinopec Corp European Warrants Mar 2015 B	2015/03/24	2015/03/31
13471	BOCI Asia Ltd. – Tracker Fund European Warrants Mar 2015 A	2015/03/24	2015/03/31
16995	Citigroup Global Mkt H Inc. – Hutchison Euro Wts Mar 2015 A	2015/03/24	2015/03/31
29456	Credit Suisse – CSCL European Warrants Mar 2015 A	2015/03/24	2015/03/31
17440	Credit Suisse AG – A50 China European Warrants Mar 2015 B	2015/03/24	2015/03/31
17467	Credit Suisse AG – A50 China European Warrants Mar 2015 C	2015/03/24	2015/03/31
16031	Credit Suisse AG – AIA European Put Warrants Mar 2015 B	2015/03/24	2015/03/31
12406	Credit Suisse AG – AIA European Warrants Mar 2015 A	2015/03/24	2015/03/31
16489	Credit Suisse AG – Anton Oilfield European Warrants Mar 15 A	2015/03/24	2015/03/31
23481	Credit Suisse AG – BOCL European Warrants Mar 2015 A	2015/03/24	2015/03/31

List of expired derivative warrants, 2015 (continued)

Code	Warrant	Last trading date	Delisted date
11879	Credit Suisse AG – BOCL European Warrants Mar 2015 B	2015/03/24	2015/03/31
11888	Credit Suisse AG – Brilliance Chi European Warrants Mar 15 A	2015/03/24	2015/03/31
16220	Credit Suisse AG – CC Bank European Warrants Mar 2015 B	2015/03/24	2015/03/31
28414	Credit Suisse AG – Ch Overseas European Warrants Mar 2015 A	2015/03/24	2015/03/31
15677	Credit Suisse AG – CHALCO European Wts Mar 2015 A	2015/03/24	2015/03/31
11641	Credit Suisse AG – China EB Int'l European Wts Mar 2015 A	2015/03/24	2015/03/31
12385	Credit Suisse AG – China EB Int'l European Wts Mar 2015 B	2015/03/24	2015/03/31
29272	Credit Suisse AG – China Life European Put Warrants Mar 15 A	2015/03/24	2015/03/31
16483	Credit Suisse AG – China Mobile European Warrants Mar 2015 C	2015/03/24	2015/03/31
17601	Credit Suisse AG – China Mobile European Warrants Mar 2015 D	2015/03/24	2015/03/31
23479	Credit Suisse AG – China Shenhua European Wts Mar 2015 A	2015/03/24	2015/03/31
28591	Credit Suisse AG – CITIC Sec European Warrants Mar 2015 A	2015/03/24	2015/03/31
17439	Credit Suisse AG – CSOP A50 ETF European Warrants Mar 2015 A	2015/03/24	2015/03/31
17996	Credit Suisse AG – CSOP A50 ETF European Warrants Mar 2015 B	2015/03/24	2015/03/31
16423	Credit Suisse AG – Galaxy Ent European Warrants Mar 2015 B	2015/03/24	2015/03/31
17034	Credit Suisse AG – HSBC European Wts Mar 2015 B	2015/03/24	2015/03/31
17335	Credit Suisse AG – HSI European Put Warrants Mar 2015 E	2015/03/24	2015/03/31
29250	Credit Suisse AG – HSI European Warrants Mar 2015 A	2015/03/24	2015/03/31
29720	Credit Suisse AG – HSI European Warrants Mar 2015 B	2015/03/24	2015/03/31
16078	Credit Suisse AG – HSI European Warrants Mar 2015 C	2015/03/24	2015/03/31
16685	Credit Suisse AG – HSI European Warrants Mar 2015 D	2015/03/24	2015/03/31
16659	Credit Suisse AG – Hutchison European Warrants Mar 2015 A	2015/03/24	2015/03/31
17769	Credit Suisse AG – ICBC European Warrants Mar 2015 A	2015/03/24	2015/03/31
28929	Credit Suisse AG – Jiangxi Copper European Wts Mar 2015 A	2015/03/24	2015/03/31
16628	Credit Suisse AG – Kingsoft European Warrants Mar 2015 D	2015/03/24	2015/03/31
17621	Credit Suisse AG – Kingsoft European Warrants Mar 2015 E	2015/03/24	2015/03/31
24059	Credit Suisse AG – Lenovo European Warrants Mar 2015 A	2015/03/24	2015/03/31
16432	Credit Suisse AG – Ping An European Warrants Mar 2015 A	2015/03/24	2015/03/31
17265	Credit Suisse AG – Ping An European Warrants Mar 2015 B	2015/03/24	2015/03/31
17999	Credit Suisse AG – Ping An European Warrants Mar 2015 D	2015/03/24	2015/03/31
16424	Credit Suisse AG – Sands China European Warrants Mar 2015 C	2015/03/24	2015/03/31
17408	Credit Suisse AG – Sihuan Pharm European Warrants Mar 2015 A	2015/03/24	2015/03/31
16487	Credit Suisse AG – Sinopec Corp European Warrants Mar 2015 D	2015/03/24	2015/03/31
12489	Credit Suisse AG – Stanchart European Warrants Mar 2015 A	2015/03/24	2015/03/31
16495	Daiwa Capital Mkt – Hutchison European Warrants Mar 2015 B	2015/03/24	2015/03/31
18035	Goldman Sachs SP (Asia) – A50 China European Wts Mar 2015 A	2015/03/24	2015/03/31
16254	Goldman Sachs SP (Asia) – Avichina European Warrants Mar 2015 A	2015/03/24	2015/03/31
14182	Goldman Sachs SP (Asia) – BYD European Warrants Mar 2015 A	2015/03/24	2015/03/31
12696	Goldman Sachs SP (Asia) – CGS European Warrants Mar 2015 A	2015/03/24	2015/03/31
12256	Goldman Sachs SP (Asia) – Ch Ship Cont European Wts Mar 15 A	2015/03/24	2015/03/31
16388	Goldman Sachs SP (Asia) – CHALCO European Wts Mar 2015 A	2015/03/24	2015/03/31
12216	Goldman Sachs SP (Asia) – Chi Resources Euro Wt Mar 2015 A	2015/03/24	2015/03/31
14390	Goldman Sachs SP (Asia) – China EB Int'l Euro Wts Mar 2015 A	2015/03/24	2015/03/31
25526	Goldman Sachs SP (Asia) – China EB Int'l Euro Wts Mar 2015 B	2015/03/24	2015/03/31
25221	Goldman Sachs SP (Asia) – China Mengniu Euro Wt Mar 2015 A	2015/03/24	2015/03/31
17546	Goldman Sachs SP (Asia) – China Mobile Euro Wts Mar 2015 C	2015/03/24	2015/03/31
15764	Goldman Sachs SP (Asia) – China Tel European Wts Mar 2015 A	2015/03/24	2015/03/31
12505	Goldman Sachs SP (Asia) – CSR Times European Wts Mar 2015 A	2015/03/24	2015/03/31
16380	Goldman Sachs SP (Asia) – Galaxy Ent Euro Wts Mar 2015 B	2015/03/24	2015/03/31
16387	Goldman Sachs SP (Asia) – Greatwall Motor Eur Wts Mar 2015 A	2015/03/24	2015/03/31
17213	Goldman Sachs SP (Asia) – HKEx European Warrants Mar 2015 B	2015/03/24	2015/03/31
15770	Goldman Sachs SP (Asia) – HSI European Put Wts Mar 2015 C	2015/03/24	2015/03/31
16305	Goldman Sachs SP (Asia) – HSI European Put Wts Mar 2015 D	2015/03/24	2015/03/31
17138	Goldman Sachs SP (Asia) – HSI European Put Wts Mar 2015 E	2015/03/24	2015/03/31
17453	Goldman Sachs SP (Asia) – HSI European Put Wts Mar 2015 G	2015/03/24	2015/03/31
29526	Goldman Sachs SP (Asia) – HSI European Warrants Mar 2015 A	2015/03/24	2015/03/31
29926	Goldman Sachs SP (Asia) – HSI European Warrants Mar 2015 B	2015/03/24	2015/03/31
16301	Goldman Sachs SP (Asia) – HSI European Warrants Mar 2015 D	2015/03/24	2015/03/31
18542	Goldman Sachs SP (Asia) – HSI European Warrants Mar 2015 H	2015/03/24	2015/03/31
16194	Goldman Sachs SP (Asia) – ICBC European Warrants Mar 2015 A	2015/03/24	2015/03/31
16629	Goldman Sachs SP (Asia) – Kingsoft European Wts Mar 2015 A	2015/03/24	2015/03/31
16193	Goldman Sachs SP (Asia) – Li & Fung European Wts Mar 2015 A	2015/03/24	2015/03/31
23786	Goldman Sachs SP (Asia) – Link REIT European Wts Mar 2015 A	2015/03/24	2015/03/31
16261	Goldman Sachs SP (Asia) – NCI European Warrants Mar 2015 A	2015/03/24	2015/03/31
29684	Goldman Sachs SP (Asia) – PetroChina European Wts Mar 2015 A	2015/03/24	2015/03/31
16126	Goldman Sachs SP (Asia) – Ping An European Wts Mar 2015 A	2015/03/24	2015/03/31
16214	Goldman Sachs SP (Asia) – Sands China Euro Wts Mar 2015 A	2015/03/24	2015/03/31
16382	Goldman Sachs SP (Asia) – Sands China Euro Wts Mar 2015 B	2015/03/24	2015/03/31
25539	Goldman Sachs SP (Asia) – Techtronic Ind European Wts Mar 2015 A	2015/03/24	2015/03/31
17667	HK Bank – China Mobile European Warrants Mar 2015 A	2015/03/24	2015/03/31
17540	HK Bank – HSCEI European Warrants Mar 2015 A	2015/03/24	2015/03/31
16503	HK Bank – HSI European Put Warrants Mar 2015 D	2015/03/24	2015/03/31
16504	HK Bank – HSI European Put Warrants Mar 2015 E	2015/03/24	2015/03/31
16507	HK Bank – HSI European Put Warrants Mar 2015 G	2015/03/24	2015/03/31
29962	HK Bank – HSI European Warrants Mar 2015 A	2015/03/24	2015/03/31
11718	HK Bank – HSI European Warrants Mar 2015 B	2015/03/24	2015/03/31
16461	HK Bank – HSI European Warrants Mar 2015 C	2015/03/24	2015/03/31
16505	HK Bank – HSI European Warrants Mar 2015 F	2015/03/24	2015/03/31
17010	HK Bank – HSI European Warrants Mar 2015 H	2015/03/24	2015/03/31
16444	HK Bank – HWL European Warrants Mar 2015 A	2015/03/24	2015/03/31
17147	HK Bank – PetroChina European Warrants Mar 2015 B	2015/03/24	2015/03/31
16931	J P Morgan SP BV – AIA European Warrants Mar 2015 B	2015/03/24	2015/03/31
16716	J P Morgan SP BV – HSI European Put Warrants Mar 2015 C	2015/03/24	2015/03/31
16773	J P Morgan SP BV – HSI European Put Warrants Mar 2015 D	2015/03/24	2015/03/31
18282	J P Morgan SP BV – HSI European Put Warrants Mar 2015 F	2015/03/24	2015/03/31
22266	J P Morgan SP BV – HSI European Warrants Mar 2015 A	2015/03/24	2015/03/31
11370	J P Morgan SP BV – HSI European Warrants Mar 2015 B	2015/03/24	2015/03/31

List of expired derivative warrants, 2015 (continued)

Code	Warrant	Last trading date	Delisted date
17662	J P Morgan SP BV – HSI European Warrants Mar 2015 E	2015/03/24	2015/03/31
13125	J P Morgan SP BV – Lenovo European Warrants Mar 2015 A	2015/03/24	2015/03/31
28692	Nomura Int'l plc – A50 China European Warrants Mar 2015 A	2015/03/24	2015/03/31
26887	Nomura Int'l plc – AviChina European Warrants Mar 2015 A	2015/03/24	2015/03/31
28992	Nomura Int'l plc – BYD European Warrants Mar 2015 A	2015/03/24	2015/03/31
28993	Nomura Int'l plc – BYD European Warrants Mar 2015 B	2015/03/24	2015/03/31
16161	Nomura Int'l plc – Ch Ship Cont European Warrants Mar 2015 A	2015/03/24	2015/03/31
28681	Nomura Int'l plc – Ch Ship Dev European Warrants Mar 2015 A	2015/03/24	2015/03/31
28987	Nomura Int'l plc – Ch South Air European Warrants Mar 2015 A	2015/03/24	2015/03/31
29005	Nomura Int'l plc – CHALCO European Warrants Mar 2015 A	2015/03/24	2015/03/31
16147	Nomura Int'l plc – China Unicom European Warrants Mar 2015 A	2015/03/24	2015/03/31
16402	Nomura Int'l plc – Chsouthcity European Warrants Mar 2015 A	2015/03/24	2015/03/31
16158	Nomura Int'l plc – COSCO Pacific European Warrants Mar 2015A	2015/03/24	2015/03/31
26911	Nomura Int'l plc – GCL-Poly Energy European Warrants Mar 15A	2015/03/24	2015/03/31
16393	Nomura Int'l plc – Geely Auto European Warrants Mar 2015 A	2015/03/24	2015/03/31
29154	Nomura Int'l plc – Haier Elec European Warrants Mar 2015 A	2015/03/24	2015/03/31
16067	Nomura Int'l plc – Kerry Log Net European Warrants Mar 2015A	2015/03/24	2015/03/31
13434	Nomura Int'l plc – Kerry Ppt European Warrants Mar 2015 A	2015/03/24	2015/03/31
26658	Nomura Int'l plc – Shui On Land EEuropean Warrants Mar 2015A	2015/03/24	2015/03/31
14584	Nomura Int'l plc – Sihuan Pharm European Warrants Mar 2015 A	2015/03/24	2015/03/31
26870	Nomura Int'l plc – Sinopec European Warrants Mar 2015 A	2015/03/24	2015/03/31
29153	Nomura Int'l plc – Sinopharm European Warrants Mar 2015 A	2015/03/24	2015/03/31
16237	Nomura Int'l plc – Sinopharm European Warrants Mar 2015 B	2015/03/24	2015/03/31
16144	Nomura Int'l plc – Sinotrans European Warrants Mar 2015 A	2015/03/24	2015/03/31
28686	Nomura Int'l plc – SUNAC European Warrants Mar 2015 A	2015/03/24	2015/03/31
16396	Nomura Int'l plc – Xinyi Glass European Warrants Mar 2015 A	2015/03/24	2015/03/31
14940	Nomura Int'l plc – Zijin Mining European Warrants Mar 2015 A	2015/03/24	2015/03/31
15041	SGA Societe Generale Acceptance N.V. – HSI Eur Wt Mar 2015 A	2015/03/24	2015/03/31
16415	SGA Societe Generale Acceptance N.V. – HSI Eur Wt Mar 2015 B	2015/03/24	2015/03/31
16814	SGA Societe Generale Acceptance N.V. – HSI Eur Wt Mar 2015 D	2015/03/24	2015/03/31
12846	SGA Societe Generale Acceptance N.V. – NagaCorp Eu Wt Mar15A	2015/03/24	2015/03/31
16522	SGA Societe Generale Acceptance N.V. -HSI Eu Put Wt Mar 15 C	2015/03/24	2015/03/31
29161	Standard Chartered Bank – AIA European Warrants Mar 2015 A	2015/03/24	2015/03/31
29816	Standard Chartered Bank – BankComm European Warrants Mar15 A	2015/03/24	2015/03/31
17550	Standard Chartered Bank – BOCL European Warrants Mar 2015 B	2015/03/24	2015/03/31
16614	Standard Chartered Bank – CAM CSI300 European Wts Mar 2015 A	2015/03/24	2015/03/31
13584	Standard Chartered Bank – China EB Int'l Euro Wts Mar 2015 A	2015/03/24	2015/03/31
16240	Standard Chartered Bank – CNBM European Warrants Mar 2015 A	2015/03/24	2015/03/31
16492	Standard Chartered Bank – CSOP A50 ETF Euro Wts Mar 2015 C	2015/03/24	2015/03/31
13967	Standard Chartered Bank – HSCEI European Put Wts Mar 2015 A	2015/03/24	2015/03/31
16201	Standard Chartered Bank – HSCEI European Warrants Mar 2015 B	2015/03/24	2015/03/31
16928	Standard Chartered Bank – HSI European Put Wts Mar 2015 G	2015/03/24	2015/03/31
17206	Standard Chartered Bank – HSI European Put Wts Mar 2015 H	2015/03/24	2015/03/31
17384	Standard Chartered Bank – HSI European Put Wts Mar 2015 I	2015/03/24	2015/03/31
27792	Standard Chartered Bank – HSI European Warrants Mar 2015 A	2015/03/24	2015/03/31
27913	Standard Chartered Bank – HSI European Warrants Mar 2015 B	2015/03/24	2015/03/31
14989	Standard Chartered Bank – HSI European Warrants Mar 2015 C	2015/03/24	2015/03/31
14992	Standard Chartered Bank – HSI European Warrants Mar 2015 D	2015/03/24	2015/03/31
16340	Standard Chartered Bank – HSI European Warrants Mar 2015 E	2015/03/24	2015/03/31
16341	Standard Chartered Bank – HSI European Warrants Mar 2015 F	2015/03/24	2015/03/31
28267	Standard Chartered Bank – Jiangxi Copper Euro Wts Mar 2015 A	2015/03/24	2015/03/31
22591	Standard Chartered Bank – Tracker Fund Euro Wts Mar 2015 A	2015/03/24	2015/03/31
16673	Standard Chartered Bank – Zijin Mining Euro Wts Mar 2015 A	2015/03/24	2015/03/31
29474	UBS AG – A50 China European Warrants Mar 2015 A	2015/03/24	2015/03/31
29983	UBS AG – HSCEI European Put Warrants Mar 2015 A	2015/03/24	2015/03/31
17015	UBS AG – HSI European Put Warrants Mar 2015 F	2015/03/24	2015/03/31
17209	UBS AG – HSI European Put Warrants Mar 2015 G	2015/03/24	2015/03/31
25681	UBS AG – HSI European Warrants Mar 2015 A	2015/03/24	2015/03/31
29908	UBS AG – HSI European Warrants Mar 2015 B	2015/03/24	2015/03/31
29909	UBS AG – HSI European Warrants Mar 2015 C	2015/03/24	2015/03/31
16643	UBS AG – HSI European Warrants Mar 2015 D	2015/03/24	2015/03/31
16729	UBS AG – HSI European Warrants Mar 2015 E	2015/03/24	2015/03/31
16472	UBS AG – Ping An European Warrants Mar 2015 B	2015/03/24	2015/03/31
16369	UBS AG – Sands China European Warrants Mar 2015 D	2015/03/24	2015/03/31
16516	BOCI Asia Ltd. – Sands China European Warrants Mar 2015 B	2015/03/25	2015/04/01
14651	Credit Suisse AG – HKEx European Warrants Mar 2015 B	2015/03/25	2015/04/01
16385	Goldman Sachs SP (Asia) – Baiyunshan Ph European Wts Mar15 A	2015/03/25	2015/04/01
23306	Goldman Sachs SP (Asia) – China Life Euro Put Wts Mar 2015 A	2015/03/25	2015/04/01
16288	Goldman Sachs SP (Asia) – Galaxy Ent Euro Wts Mar 2015 A	2015/03/25	2015/04/01
15918	Goldman Sachs SP (Asia) – Huadian Power European Wts Mar15 A	2015/03/25	2015/04/01
16384	Goldman Sachs SP (Asia) – Minsheng Bank Euro Wts Mar 2015 A	2015/03/25	2015/04/01
16537	Goldman Sachs SP (Asia)-Sinopec Corp European Wts Mar 2015 A	2015/03/25	2015/04/01
18172	HK Bank – A50 China European Warrants Mar 2015 A	2015/03/25	2015/04/01
29349	HK Bank – AIA European Warrants Mar 2015 A	2015/03/25	2015/04/01
16233	HK Bank – Galaxy Ent European Warrants Mar 2015 A	2015/03/25	2015/04/01
16335	HK Bank – Galaxy Ent European Warrants Mar 2015 B	2015/03/25	2015/04/01
16337	HK Bank – Galaxy Ent European Warrants Mar 2015 C	2015/03/25	2015/04/01
16460	HK Bank – HKEx European Warrants Mar 2015 C	2015/03/25	2015/04/01
15986	HK Bank – Lenovo European Warrants Mar 2015 A	2015/03/25	2015/04/01
16118	HK Bank – Ping An European Warrants Mar 2015 A	2015/03/25	2015/04/01
16802	HK Bank – Ping An European Warrants Mar 2015 B	2015/03/25	2015/04/01
15783	HK Bank – Sands China European Warrants Mar 2015 B	2015/03/25	2015/04/01
16234	HK Bank – Sands China European Warrants Mar 2015 C	2015/03/25	2015/04/01
16336	HK Bank – Sands China European Warrants Mar 2015 D	2015/03/25	2015/04/01
16334	HK Bank – Sinopec Corp European Warrants Mar 2015 A	2015/03/25	2015/04/01
15190	J P Morgan SP BV – BOCL European Warrants Mar 2015 A	2015/03/25	2015/04/01
25845	J P Morgan SP BV – CITIC Sec European Warrants Mar 2015 A	2015/03/25	2015/04/01

List of expired derivative warrants, 2015 (continued)

Code	Warrant	Last trading date	Delisted date
16714	J P Morgan SP BV – Sands China European Warrants Mar 2015 C	2015/03/25	2015/04/01
17875	Nomura Int'l plc – A50 China European Warrants Mar 2015 B	2015/03/25	2015/04/01
22267	Nomura Int'l plc – JIANC European Warrants Mar 2015 A	2015/03/25	2015/04/01
15994	Standard Chartered Bank – A50 China Euro Warrants Mar 2015 A	2015/03/25	2015/04/01
15992	Standard Chartered Bank – HuanengPower Euro Wts Mar 2015 A	2015/03/25	2015/04/01
14516	Standard Chartered Bank – Singyes Solar European Wts Mar15A	2015/03/25	2015/04/01
17019	UBS AG – Ping An European Put Warrants Mar 2015 D	2015/03/25	2015/04/01
14371	UBS AG – Tencent Holdings European Warrants Mar 2015 A	2015/03/25	2015/04/01
16517	BOCI Asia Ltd. – Galaxy Ent European Warrants Apr 2015 A	2015/03/26	2015/04/02
16603	BOCI Asia Ltd. – HSBC European Warrants Apr 2015 A	2015/03/26	2015/04/02
16709	Credit Suisse AG – China Life European Warrants Apr 2015 A	2015/03/26	2015/04/02
18048	Daiwa Capital Mkt – A50 China European Warrants Apr 2015 B	2015/03/26	2015/04/02
17468	Daiwa Capital Mkt – CCB European Warrants Apr 2015 B	2015/03/26	2015/04/02
29553	Daiwa Capital Mkt – China Life European Put Wts Apr 2015 A	2015/03/26	2015/04/02
15134	Daiwa Capital Mkt – China Life European Warrants Apr 2015 B	2015/03/26	2015/04/02
14585	Daiwa Capital Mkt – HKEx European Warrants Apr 2015 A	2015/03/26	2015/04/02
17938	Daiwa Capital Mkt – Hutchison European Warrants Apr 2015 A	2015/03/26	2015/04/02
17469	Daiwa Capital Mkt – ICBC European Warrants Apr 2015 A	2015/03/26	2015/04/02
15702	Goldman Sachs SP (Asia) – HKEx European Warrants Apr 2015 A	2015/03/26	2015/04/02
17119	HK Bank – A50 China European Warrants Apr 2015 A	2015/03/26	2015/04/02
17122	HK Bank – CSOP A50 ETF European Warrants Apr 2015 B	2015/03/26	2015/04/02
17894	J P Morgan SP BV – A50 China European Warrants Apr 2015 A	2015/03/26	2015/04/02
29362	J P Morgan SP BV – Brilliance Chi European Wts Apr 2015 A	2015/03/26	2015/04/02
14908	J P Morgan SP BV – China Mob European Put Wts Apr 2015 A	2015/03/26	2015/04/02
15851	J P Morgan SP BV – China Shenhua European Wts Apr 2015 A	2015/03/26	2015/04/02
15921	J P Morgan SP BV – CKH European Warrants Apr 2015 A	2015/03/26	2015/04/02
16637	J P Morgan SP BV – CKH European Warrants Apr 2015 B	2015/03/26	2015/04/02
18018	J P Morgan SP BV – CSOP A50 ETF European Warrants Apr 2015 B	2015/03/26	2015/04/02
16188	J P Morgan SP BV – Galaxy Ent European Warrants Apr 2015 A	2015/03/26	2015/04/02
26347	J P Morgan SP BV – SFCE European Warrants Apr 2015 A	2015/03/26	2015/04/02
29053	J P Morgan SP BV – Sihuan Pharm European Warrants Apr 2015 A	2015/03/26	2015/04/02
29097	J P Morgan SP BV – Sinopharm European Warrants Apr 2015 A	2015/03/26	2015/04/02
13368	J P Morgan SP BV – Tencent European Put Warrants Apr 2015 B	2015/03/26	2015/04/02
29032	SGA Societe Generale Acceptance N.V. – AIA Eur Wt Apr 2015 B	2015/03/26	2015/04/02
28802	SGA Societe Generale Acceptance N.V. – BOCL Eu Wt Apr 2015 A	2015/03/26	2015/04/02
26746	SGA Societe Generale Acceptance N.V. – Lenovo Eu Wt Apr 15 A	2015/03/26	2015/04/02
24478	SGA Societe Generale Acceptance N.V. -CLife Eu Put Wt Apr15A	2015/03/26	2015/04/02
19850	Standard Chartered Bank – CAM CSI300 European Wts Apr 2015 A	2015/03/26	2015/04/02
13950	Standard Chartered Bank – CC Bank European Put Wts Apr 2015A	2015/03/26	2015/04/02
13325	Standard Chartered Bank – HSBC European Warrants Apr 2015 B	2015/03/26	2015/04/02
18013	UBS AG – China Mobile European Warrants Apr 2015 B	2015/03/26	2015/04/02
25944	BNP Paribas Arbit Issu B.V. – AIA European Wts Apr 2015 A	2015/03/27	2015/04/08
16529	BNP Paribas Arbit Issu B.V. – Anhui Conch Euro Wt Apr 2015 A	2015/03/27	2015/04/08
15651	BNP Paribas Arbit Issu B.V. – Biostime Euro Wts Apr 2015 A	2015/03/27	2015/04/08
11163	BNP Paribas Arbit Issu B.V. – Brilliance Chi Eu Wt Apr 2015A	2015/03/27	2015/04/08
14690	BNP Paribas Arbit Issu B.V. – CC Bank Euro Wts Apr 2015 A	2015/03/27	2015/04/08
14976	BNP Paribas Arbit Issu B.V. – Ch Mobile Euro Wts Apr 2015 A	2015/03/27	2015/04/08
16528	BNP Paribas Arbit Issu B.V. – Ch Mobile Euro Wts Apr 2015 B	2015/03/27	2015/04/08
14521	BNP Paribas Arbit Issu B.V. – Ch Oilfield Eur Wts Apr 2015 A	2015/03/27	2015/04/08
26500	BNP Paribas Arbit Issu B.V. – Ch State Con Eu Wts Apr 2015 A	2015/03/27	2015/04/08
13563	BNP Paribas Arbit Issu B.V. – China Overseas Eu Wt Apr 2015A	2015/03/27	2015/04/08
15650	BNP Paribas Arbit Issu B.V. – China Tel Euro Wts Apr 2015 A	2015/03/27	2015/04/08
15880	BNP Paribas Arbit Issu B.V. – CITIC Sec Euro Wts Apr 2015 A	2015/03/27	2015/04/08
29993	BNP Paribas Arbit Issu B.V. – CKH European Wts Apr 2015 A	2015/03/27	2015/04/08
17279	BNP Paribas Arbit Issu B.V. – CSOP A50 ETF Eu Wts Apr 2015 A	2015/03/27	2015/04/08
18361	BNP Paribas Arbit Issu B.V. – Dongyue Gp Euro Wts Apr 2015 A	2015/03/27	2015/04/08
16434	BNP Paribas Arbit Issu B.V. – Galaxy Ent Euro Wts Apr 2015 A	2015/03/27	2015/04/08
17305	BNP Paribas Arbit Issu B.V. – Galaxy Ent Euro Wts Apr 2015 B	2015/03/27	2015/04/08
15691	BNP Paribas Arbit Issu B.V. – HKEx European Wts Apr 2015 A	2015/03/27	2015/04/08
13467	BNP Paribas Arbit Issu B.V. – HLand Dev Euro Wts Apr 2015 A	2015/03/27	2015/04/08
17303	BNP Paribas Arbit Issu B.V. – HSBC European Wts Apr 2015 A	2015/03/27	2015/04/08
16668	BNP Paribas Arbit Issu B.V. – Hutchison Euro Wts Apr 2015 A	2015/03/27	2015/04/08
29067	BNP Paribas Arbit Issu B.V. – ICBC European Wts Apr 2015 A	2015/03/27	2015/04/08
25006	BNP Paribas Arbit Issu B.V. – Li & Fung Euro Wts Apr 2015 A	2015/03/27	2015/04/08
12899	BNP Paribas Arbit Issu B.V. – Longfor PPT Euro Wt Apr 2015 A	2015/03/27	2015/04/08
11528	BNP Paribas Arbit Issu B.V. – NagaCorp Euro Wts Apr 2015 A	2015/03/27	2015/04/08
15392	BNP Paribas Arbit Issu B.V. – PetroCh Euro Wts Apr 2015 A	2015/03/27	2015/04/08
15648	BNP Paribas Arbit Issu B.V. – Ping An European Wt Apr 2015 A	2015/03/27	2015/04/08
16666	BNP Paribas Arbit Issu B.V. – Ping An European Wt Apr 2015 B	2015/03/27	2015/04/08
16435	BNP Paribas Arbit Issu B.V. – Sands China Euro Wt Apr 2015 A	2015/03/27	2015/04/08
14688	BNP Paribas Arbit Issu B.V. – Sihuan Pharm Euro Wts Apr 15 A	2015/03/27	2015/04/08
15927	BNP Paribas Arbit Issu B.V. – Tencent Eu Put Wt Apr 2015 A	2015/03/27	2015/04/08
17991	BNP Paribas Arbit Issu B.V. – Wynn Macau Euro Wts Apr 2015 A	2015/03/27	2015/04/08
15441	BNP Paribas Arbit Issu B.V. – ZTE European Wts Apr 2015 A	2015/03/27	2015/04/08
16605	BOCI Asia Ltd. – Galaxy Ent European Put Warrants Apr 2015 B	2015/03/27	2015/04/08
16996	Citigroup Global Mkt H Inc. – PetroChina Euro Wts Apr 2015 A	2015/03/27	2015/04/08
16973	Daiwa Capital Mkt – BYD European Warrants Apr 2015 A	2015/03/27	2015/04/08
16290	Daiwa Capital Mkt – HSBC European Warrants Apr 2015 B	2015/03/27	2015/04/08
16128	Goldman Sachs SP (Asia) – Ping An European Wts Apr 2015 A	2015/03/27	2015/04/08
18479	HK Bank – A50 China European Warrants Apr 2015 C	2015/03/27	2015/04/08
18480	HK Bank – A50 China European Warrants Apr 2015 D	2015/03/27	2015/04/08
18146	J P Morgan SP BV – A50 China European Warrants Apr 2015 B	2015/03/27	2015/04/08
16283	J P Morgan SP BV – AAC Acoustic European Warrants Apr 2015 A	2015/03/27	2015/04/08
15227	J P Morgan SP BV – AIA European Put Warrants Apr 2015 B	2015/03/27	2015/04/08
16543	J P Morgan SP BV – Anton Oilfield European Wts Apr 2015 A	2015/03/27	2015/04/08
15117	J P Morgan SP BV – BOCL European Warrants Apr 2015 A	2015/03/27	2015/04/08
18080	J P Morgan SP BV – CC Bank European Wts Apr 2015 B	2015/03/27	2015/04/08

List of expired derivative warrants, 2015 (continued)

Code	Warrant	Last trading date	Delisted date
28792	J P Morgan SP BV – Ch Ship Cont European Warrants Apr 2015 A	2015/03/27	2015/04/08
12454	J P Morgan SP BV – China EB Int'l European Wts Apr 2015 A	2015/03/27	2015/04/08
16541	J P Morgan SP BV – China Mengniu European Warrants Apr 2015A	2015/03/27	2015/04/08
15941	J P Morgan SP BV – China Mob European Put Wts Apr 2015 B	2015/03/27	2015/04/08
15317	J P Morgan SP BV – China Taiping European Wts Apr 2015 A	2015/03/27	2015/04/08
16058	J P Morgan SP BV – Chsouthcity European Warrants Apr 2015 A	2015/03/27	2015/04/08
16475	J P Morgan SP BV – CPIC European Warrants Apr 2015 A	2015/03/27	2015/04/08
29364	J P Morgan SP BV – CPIC European Warrants Apr 2015 B	2015/03/27	2015/04/08
16542	J P Morgan SP BV – CSOP A50 ETF European Warrants Apr 2015 A	2015/03/27	2015/04/08
18144	J P Morgan SP BV – CSOP A50 ETF European Warrants Apr 2015 C	2015/03/27	2015/04/08
16389	J P Morgan SP BV – Galaxy Ent European Put Wts Apr 2015 C	2015/03/27	2015/04/08
16329	J P Morgan SP BV – Galaxy Ent European Warrants Apr 2015 B	2015/03/27	2015/04/08
16440	J P Morgan SP BV – Galaxy Ent European Warrants Apr 2015 D	2015/03/27	2015/04/08
16285	J P Morgan SP BV – Geely Auto European Warrants Apr 2015 A	2015/03/27	2015/04/08
29782	J P Morgan SP BV – HSBC European Warrants Apr 2015 A	2015/03/27	2015/04/08
16660	J P Morgan SP BV – HSBC European Warrants Apr 2015 B	2015/03/27	2015/04/08
16286	J P Morgan SP BV – Hutchison European Warrants Apr 2015 A	2015/03/27	2015/04/08
18081	J P Morgan SP BV – ICBC European Warrants Apr 2015 A	2015/03/27	2015/04/08
16441	J P Morgan SP BV – Kingsoft European Warrants Apr 2015 A	2015/03/27	2015/04/08
16639	J P Morgan SP BV – Kingsoft European Warrants Apr 2015 B	2015/03/27	2015/04/08
23506	J P Morgan SP BV – Link Reit European Warrants Apr 2015 A	2015/03/27	2015/04/08
16327	J P Morgan SP BV – Minsheng Bank European Wts Apr 2015 A	2015/03/27	2015/04/08
18078	J P Morgan SP BV – Ping An European Warrants Apr 2015 B	2015/03/27	2015/04/08
16390	J P Morgan SP BV – Sands China European Put Wts Apr 2015 C	2015/03/27	2015/04/08
15944	J P Morgan SP BV – Sands China European Warrants Apr 2015 A	2015/03/27	2015/04/08
16330	J P Morgan SP BV – Sands China European Warrants Apr 2015 B	2015/03/27	2015/04/08
16436	J P Morgan SP BV – Sands China European Warrants Apr 2015 D	2015/03/27	2015/04/08
16328	J P Morgan SP BV – Sinopec Corp European Warrants Apr 2015 A	2015/03/27	2015/04/08
11447	J P Morgan SP BV – Stanchart European Warrants Apr 2015 A	2015/03/27	2015/04/08
16345	J P Morgan SP BV – Wynn Macau European Warrants Apr 2015 A	2015/03/27	2015/04/08
12626	Macquarie Bank Ltd. – A50 China European Warrants Apr 2015 A	2015/03/27	2015/04/08
28501	Macquarie Bank Ltd. – AIA European Warrants Apr 2015 A	2015/03/27	2015/04/08
28201	Macquarie Bank Ltd. – Anhui Conch European Wts Apr 2015 A	2015/03/27	2015/04/08
16230	Macquarie Bank Ltd. – Anhui Conch European Wts Apr 2015 B	2015/03/27	2015/04/08
16186	Macquarie Bank Ltd. – Anta Sports European Wts Apr 2015 A	2015/03/27	2015/04/08
16227	Macquarie Bank Ltd. – Avichina European Warrants Apr 2015 A	2015/03/27	2015/04/08
14208	Macquarie Bank Ltd. – CAM CSI300 European Wts Apr 2015 A	2015/03/27	2015/04/08
29794	Macquarie Bank Ltd. – Cathay Pacific European Wts Apr 2015 A	2015/03/27	2015/04/08
17059	Macquarie Bank Ltd. – CC Bank European Warrants Apr 2015 A	2015/03/27	2015/04/08
28391	Macquarie Bank Ltd. – Ch Oil & Gas European Wts Apr 2015 A	2015/03/27	2015/04/08
29538	Macquarie Bank Ltd. – China Mobile European Wts Apr 2015 A	2015/03/27	2015/04/08
14589	Macquarie Bank Ltd. – China Mobile European Wts Apr 2015 B	2015/03/27	2015/04/08
15382	Macquarie Bank Ltd. – China Taiping European Wts Apr 2015 A	2015/03/27	2015/04/08
15021	Macquarie Bank Ltd. – China Tel European Warrants Apr 2015 A	2015/03/27	2015/04/08
16819	Macquarie Bank Ltd. – CKH European Warrants Apr 2015 A	2015/03/27	2015/04/08
14813	Macquarie Bank Ltd. – CLP European Warrants Apr 2015 A	2015/03/27	2015/04/08
12594	Macquarie Bank Ltd. – CSOP A50 ETF European Wts Apr 2015 A	2015/03/27	2015/04/08
16229	Macquarie Bank Ltd. – Galaxy Ent European Wts Apr 2015 A	2015/03/27	2015/04/08
16309	Macquarie Bank Ltd. – Galaxy Ent European Wts Apr 2015 B	2015/03/27	2015/04/08
16807	Macquarie Bank Ltd. – HSBC European Warrants Apr 2015 A	2015/03/27	2015/04/08
16554	Macquarie Bank Ltd. – Hutchison European Warrants Apr 2015 A	2015/03/27	2015/04/08
13621	Macquarie Bank Ltd. – Lenovo European Warrants Apr 2015 A	2015/03/27	2015/04/08
14193	Macquarie Bank Ltd. – Link REIT European Warrants Apr 2015 A	2015/03/27	2015/04/08
26322	Macquarie Bank Ltd. – Longfor PPT European Wts Apr 2015 A	2015/03/27	2015/04/08
25743	Macquarie Bank Ltd. – MGM China European Warrants Apr 2015 A	2015/03/27	2015/04/08
17061	Macquarie Bank Ltd. – Minsheng Bank European Wts Apr 2015 A	2015/03/27	2015/04/08
13997	Macquarie Bank Ltd. – NagaCorp European Warrants Apr 2015 A	2015/03/27	2015/04/08
13424	Macquarie Bank Ltd. – New World Dev European Wts Apr 2015 A	2015/03/27	2015/04/08
17202	Macquarie Bank Ltd. – PetroChina European Wts Apr 2015 A	2015/03/27	2015/04/08
15309	Macquarie Bank Ltd. – Sands China European Wts Apr 2015 A	2015/03/27	2015/04/08
16310	Macquarie Bank Ltd. – Sands China European Wts Apr 2015 B	2015/03/27	2015/04/08
15305	Macquarie Bank Ltd. – Greatwall Motor European Wts Apr 2015 A	2015/03/27	2015/04/08
16463	Standard Chartered Bank – CC Bank European Wts Apr 2015 B	2015/03/27	2015/04/08
26493	Standard Chartered Bank – China COSCO European Wt Apr 2015 A	2015/03/27	2015/04/08
16560	Standard Chartered Bank – Hutchison Euro Euro Wts Apr 2015 A	2015/03/27	2015/04/08
13023	Standard Chartered Bank – Lenovo European Wts Apr 2015 A	2015/03/27	2015/04/08
26752	Standard Chartered Bank – YZ Coal European Wts Apr 2015 A	2015/03/27	2015/04/08
14847	Bank of East Asia – China EB Int'l European Warrants Apr 2015 A	2015/03/30	2015/04/09
16513	BOCI Asia Ltd. – CC Bank European Warrants Apr 2015 A	2015/03/30	2015/04/09
17411	BOCI Asia Ltd. – HKEx European Warrants Apr 2015 A	2015/03/30	2015/04/09
16723	Citigroup Global Mkt H Inc. – CKH European Put Wts Apr 15 A	2015/03/30	2015/04/09
16690	Credit Suisse AG – CC Bank European Warrants Apr 2015 A	2015/03/30	2015/04/09
28766	Daiwa Capital Mkt – A50 China European Warrants Apr 2015 A	2015/03/30	2015/04/09
11088	Daiwa Capital Mkt – BOCL European Warrants Apr 2015 A	2015/03/30	2015/04/09
29551	Daiwa Capital Mkt – Ch Overseas European Warrants Apr 2015 A	2015/03/30	2015/04/09
16578	Daiwa Capital Mkt – China Mobile European Wts Apr 2015 A	2015/03/30	2015/04/09
16580	Daiwa Capital Mkt – Galaxy Ent European Warrants Apr 2015 A	2015/03/30	2015/04/09
16577	Daiwa Capital Mkt – Kingsoft European Warrants Apr 2015 A	2015/03/30	2015/04/09
16582	Daiwa Capital Mkt – Sands China European Warrants Apr 2015 A	2015/03/30	2015/04/09
16588	Goldman Sachs SP (Asia) – Geely Auto European Wts Apr 2015 A	2015/03/30	2015/04/09
16586	Goldman Sachs SP (Asia) – Hutchison European Wts Apr 2015 A	2015/03/30	2015/04/09
18117	HK Bank – CSOP A50 ETF European Warrants Apr 2015 C	2015/03/30	2015/04/09
26768	HK Bank – Lenovo European Warrants Apr 2015 A	2015/03/30	2015/04/09
16636	J P Morgan SP BV – CC Bank European Wts Apr 2015 A	2015/03/30	2015/04/09
16715	J P Morgan SP BV – Galaxy Ent European Warrants Apr 2015 E	2015/03/30	2015/04/09
16638	J P Morgan SP BV – Ping An European Warrants Apr 2015 A	2015/03/30	2015/04/09
16664	J P Morgan SP BV – Wharf European Warrants Apr 2015 A	2015/03/30	2015/04/09

List of expired derivative warrants, 2015 (continued)

Code	Warrant	Last trading date	Delisted date
14610	Macquarie Bank Ltd. – Zijin Mining European Wts Apr 2015 A	2015/03/30	2015/04/09
16553	Nomura Int'l plc – Evergrande European Warrants Apr 2015 A	2015/03/30	2015/04/09
16552	Nomura Int'l plc – Sh Electric European Warrants Apr 2015 A	2015/03/30	2015/04/09
14707	SGA Societe Generale Acceptance N.V. – COVS Eu Wts Apr 2015 A	2015/03/30	2015/04/09
27620	SGA Societe Generale Acceptance N.V. – AIA Eur Wt Apr 2015 A	2015/03/30	2015/04/09
15803	SGA Societe Generale Acceptance N.V. – CCB Eur Wt Apr 2015 A	2015/03/30	2015/04/09
16562	SGA Societe Generale Acceptance N.V. – Ch Cinda Eu Wt Apr15A	2015/03/30	2015/04/09
15875	SGA Societe Generale Acceptance N.V. – Ch Mob Eu Wt Apr 15 A	2015/03/30	2015/04/09
15149	SGA Societe Generale Acceptance N.V. – CHALCO Eu Wt Apr 15 A	2015/03/30	2015/04/09
16652	SGA Societe Generale Acceptance N.V. – CITBK Eu Wt Apr 15 A	2015/03/30	2015/04/09
16171	SGA Societe Generale Acceptance N.V. – CKH Euro Wt Apr 2015A	2015/03/30	2015/04/09
14868	SGA Societe Generale Acceptance N.V. – CP&CC Eu Wt Apr 2015A	2015/03/30	2015/04/09
16247	SGA Societe Generale Acceptance N.V. – CP&CC Eu Wt Apr 2015B	2015/03/30	2015/04/09
16481	SGA Societe Generale Acceptance N.V. – CP&CC Eu Wt Apr 2015C	2015/03/30	2015/04/09
15743	SGA Societe Generale Acceptance N.V. – CRail Eu Wt Apr 2015A	2015/03/30	2015/04/09
15998	SGA Societe Generale Acceptance N.V. – HKEx Eu Wt Apr 2015 A	2015/03/30	2015/04/09
16626	SGA Societe Generale Acceptance N.V. – HKEx Eu Wt Apr 2015 B	2015/03/30	2015/04/09
29709	SGA Societe Generale Acceptance N.V. – HSBC Eu Wt Apr 2015 A	2015/03/30	2015/04/09
29710	SGA Societe Generale Acceptance N.V. – HWL Eur Wt Apr 2015 A	2015/03/30	2015/04/09
16450	SGA Societe Generale Acceptance N.V. – HWL Eur Wt Apr 2015 B	2015/03/30	2015/04/09
27322	SGA Societe Generale Acceptance N.V. – JIANC Eu Wt Apr 2015A	2015/03/30	2015/04/09
14545	SGA Societe Generale Acceptance N.V. – Kingsoft Eu Wt Apr15A	2015/03/30	2015/04/09
16419	SGA Societe Generale Acceptance N.V. – Kingsoft Eu Wt Apr15B	2015/03/30	2015/04/09
14505	SGA Societe Generale Acceptance N.V. – Petch Eu Wt Apr 2015A	2015/03/30	2015/04/09
16989	SGA Societe Generale Acceptance N.V. – Petch Eu Wt Apr 2015B	2015/03/30	2015/04/09
27642	SGA Societe Generale Acceptance N.V. – PICC Eu Wts Apr 2015A	2015/03/30	2015/04/09
29923	SGA Societe Generale Acceptance N.V. – SHK P Eu Wt Apr 2015A	2015/03/30	2015/04/09
29843	SGA Societe Generale Acceptance N.V. – A50 Ch Eu Wt Apr 2015A	2015/03/30	2015/04/09
16374	SGA Societe Generale Acceptance N.V. – A50 Ch Eu Wt Apr 2015B	2015/03/30	2015/04/09
16172	SGA Societe Generale Acceptance N.V. – CCCCL Eu Wt Apr 2015 A	2015/03/30	2015/04/09
29919	SGA Societe Generale Acceptance N.V. – Greatwall Eu Wt Apr15A	2015/03/30	2015/04/09
17068	SGA Societe Generale Acceptance N.V. – Greatwall Eu Wt Apr15B	2015/03/30	2015/04/09
24216	SGA Societe Generale Acceptance N.V. – Link REIT Eu Wt Apr15A	2015/03/30	2015/04/09
11211	SGA Societe Generale Acceptance N.V. – Ping An Eu Wt Apr 15 A	2015/03/30	2015/04/09
16282	SGA Societe Generale Acceptance N.V. – Ping An Eu Wt Apr 15 B	2015/03/30	2015/04/09
16816	SGA Societe Generale Acceptance N.V. – Ping An Eu Wt Apr 15 C	2015/03/30	2015/04/09
15488	SGA Societe Generale Acceptance N.V. – Shenhua Eu Wt Apr 15 A	2015/03/30	2015/04/09
11728	SGA Societe Generale Acceptance N.V. – Stanchart Eu Wt Apr15A	2015/03/30	2015/04/09
14840	SGA Societe Generale Acceptance N.V. – CAM CSI300 Eu Wt Apr15A	2015/03/30	2015/04/09
24401	SGA Societe Generale Acceptance N.V. – CAM CSI300 Eu Wt Apr15B	2015/03/30	2015/04/09
16120	SGA Societe Generale Acceptance N.V. – Galaxy Ent Eu Wt Apr15A	2015/03/30	2015/04/09
16563	SGA Societe Generale Acceptance N.V. – Galaxy Ent Eu Wt Apr15C	2015/03/30	2015/04/09
16353	SGA Societe Generale Acceptance N.V. – Galaxy Eu Put Wt Apr15B	2015/03/30	2015/04/09
11696	SGA Societe Generale Acceptance N.V. – Li & Fung Eu Wt Apr15 A	2015/03/30	2015/04/09
29838	SGA Societe Generale Acceptance N.V. – Wynn Macau Eu Wt Apr15A	2015/03/30	2015/04/09
29826	SGA Societe Generale Acceptance N.V. – Anhui Conch Eu Wt Apr15A	2015/03/30	2015/04/09
15183	SGA Societe Generale Acceptance N.V. – Sands China Eu Wt Apr15A	2015/03/30	2015/04/09
15812	SGA Societe Generale Acceptance N.V. – Sands China Eu Wt Apr15B	2015/03/30	2015/04/09
29841	SGA Societe Generale Acceptance NV – CSOP A50 ETF Eu Wt Apr15A	2015/03/30	2015/04/09
16373	SGA Societe Generale Acceptance NV – CSOP A50 ETF Eu Wt Apr15B	2015/03/30	2015/04/09
16924	SGA Societe Generale Acceptance NV – CSOP A50 ETF Eu Wt Apr15C	2015/03/30	2015/04/09
16281	SGA Societe Generale Acceptance NV – Minsheng Bk Eu Wt Apr15 A	2015/03/30	2015/04/09
11197	SGA Societe Generale Acceptance NV – NewWorld Dev Eu Wt Apr15A	2015/03/30	2015/04/09
16416	SGA Societe Generale Acceptance NV – Sands Ch Eu Put Wt Apr15C	2015/03/30	2015/04/09
15525	SGA Societe Generale Acceptance NV – Yanzhou Coal Eu Wt Apr15A	2015/03/30	2015/04/09
29212	SGA Societe Generale Acceptance NV – Zijin Mining Eu Wt Apr15A	2015/03/30	2015/04/09
12105	Standard Chartered Bank – Ch Overseas Eur Put Wts Apr 2015 A	2015/03/30	2015/04/09
16242	Standard Chartered Bank – Galaxy Ent European Wts Apr 2015 A	2015/03/30	2015/04/09
16324	Standard Chartered Bank – Galaxy Ent European Wts Apr 2015 B	2015/03/30	2015/04/09
19678	Standard Chartered Bank – GCL-Poly Energy Eur Wts Apr 2015 A	2015/03/30	2015/04/09
29233	Standard Chartered Bank – MGM China European Wts Apr 2015 A	2015/03/30	2015/04/09
29566	Standard Chartered Bank – NCI European Warrants Apr 2015 A	2015/03/30	2015/04/09
16414	Standard Chartered Bank – Sands China Eu Put Wts Apr 2015 B	2015/03/30	2015/04/09
16323	Standard Chartered Bank – Sands China Euro Wts Apr 2015 A	2015/03/30	2015/04/09
16326	Standard Chartered Bank – Kingsoft European Wts Apr 2015 A	2015/03/30	2015/04/09
17256	UBS AG – HSBC European Put Warrants Apr 2015 A	2015/03/30	2015/04/09
16649	UBS AG – Hutchison European Warrants Apr 2015 A	2015/03/30	2015/04/09
16620	UBS AG – Kingsoft European Warrants Apr 2015 A	2015/03/30	2015/04/09
16648	UBS AG – Ping An European Warrants Apr 2015 A	2015/03/30	2015/04/09
17602	Credit Suisse AG – China Mobile European Warrants Apr 2015 B	2015/03/31	2015/04/10
16705	Credit Suisse AG – CKH European Put Warrants Apr 2015 A	2015/03/31	2015/04/10
16704	Credit Suisse AG – Ping An European Warrants Apr 2015 A	2015/03/31	2015/04/10
16747	Daiwa Capital Mkt – Sinopec Corp European Put Wts Apr 2015 B	2015/03/31	2015/04/10
16745	Daiwa Capital Mkt – Sinopec Corp European Wts Apr 2015 A	2015/03/31	2015/04/10
15131	HK Bank – China Life European Put Warrants Apr 2015 A	2015/03/31	2015/04/10
11913	HK Bank – Li & Fung European Warrants Apr 2015 A	2015/03/31	2015/04/10
16609	Standard Chartered Bank – Galaxy Ent Euro Put Wts Apr 2015 D	2015/03/31	2015/04/10
16459	Standard Chartered Bank – Galaxy Ent European Wts Apr 2015 C	2015/03/31	2015/04/10
16738	UBS AG – China Mobile European Put Warrants Apr 2015 A	2015/03/31	2015/04/10
16731	UBS AG – ICBC European Warrants Apr 2015 A	2015/03/31	2015/04/10
16719	Citigroup Global Mkt H Inc. – HSBC European Wts Apr 2015 A	2015/04/01	2015/04/13
16682	Daiwa Capital Mkt – Ping An European Put Warrants Apr 2015 A	2015/04/01	2015/04/13
16753	Goldman Sachs SP (Asia) – China Cinda Euro Wts Apr 2015 B	2015/04/01	2015/04/13
16754	Goldman Sachs SP (Asia) – Ping An European Wts Apr 2015 B	2015/04/01	2015/04/13
24264	Macquarie Bank Ltd. – First Pacific European Wts Apr 2015 A	2015/04/01	2015/04/13
28266	Standard Chartered Bank – Anhui Conch Euro Wts Apr 2015 A	2015/04/01	2015/04/13
15865	Standard Chartered Bank – China Unicom Euro Wts Apr 2015 A	2015/04/01	2015/04/13

List of expired derivative warrants, 2015 (continued)

Code	Warrant	Last trading date	Delisted date
17002	BOCI Asia Ltd. – PetroChina European Warrants Apr 2015 B	2015/04/02	2015/04/14
16514	BOCI Asia Ltd. – Ping An European Warrants Apr 2015 A	2015/04/02	2015/04/14
17413	BOCI Asia Ltd. – Sands China European Warrants Apr 2015 A	2015/04/02	2015/04/14
16778	Citigroup Global Mkt H Inc. – Ping An Euro Wts Apr 2015 A	2015/04/02	2015/04/14
15836	Daiwa Capital Mkt – AIA European Warrants Apr 2015 B	2015/04/02	2015/04/14
19676	Daiwa Capital Mkt – BOCL European Warrants Sep 2015 C	2015/04/13	2015/04/14
18413	Daiwa Capital Mkt – CCCCL European Warrants Oct 2015 A	2015/04/13	2015/04/14
19675	Daiwa Capital Mkt – China Life European Warrants Aug 2015 C	2015/04/13	2015/04/14
19639	Daiwa Capital Mkt – China Mobile European Wts Sep 2015 A	2015/04/13	2015/04/14
16566	Daiwa Capital Mkt – China Telecom European Wts Jun 2015 A	2015/04/13	2015/04/14
16971	Daiwa Capital Mkt – China Unicom European Warrants Sep 2015A	2015/04/13	2015/04/14
16921	Daiwa Capital Mkt – CNOOC European Put Warrants Oct 2015 B	2015/04/13	2015/04/14
18414	Daiwa Capital Mkt – Hutchison European Warrants Aug 2015 A	2015/04/13	2015/04/14
18797	Daiwa Capital Mkt – ICBC European Warrants Sep 2015 B	2015/04/13	2015/04/14
17685	Daiwa Capital Mkt – Ping An European Warrants Jun 2015 A	2015/04/13	2015/04/14
16123	Goldman Sachs SP (Asia) – AIA European Warrants Apr 2015 B	2015/04/02	2015/04/14
14400	HK Bank – AIA European Warrants Apr 2015 A	2015/04/02	2015/04/14
16743	Macquarie Bank Ltd. – Baiyunshan Ph European Warrants Apr15A	2015/04/02	2015/04/14
16789	Macquarie Bank Ltd. – BJ Ent Water European Wts Apr 2015 A	2015/04/08	2015/04/15
16810	UBS AG – PetroChina European Warrants Apr 2015 B	2015/04/08	2015/04/15
17045	BOCI Asia Ltd. – AIA European Warrants Apr 2015 A	2015/04/09	2015/04/16
16074	Daiwa Capital Mkt – CCB European Put Warrants Apr 2015 A	2015/04/09	2015/04/16
15837	Daiwa Capital Mkt – HSBC European Put Warrants Apr 2015 A	2015/04/09	2015/04/16
13568	Daiwa Capital Mkt – Tencent Holdings Euro Put Wts Apr 2015 A	2015/04/09	2015/04/16
16824	Macquarie Bank Ltd. – Country Garden European Wts Apr 2015 A	2015/04/09	2015/04/16
29479	Macquarie Bank Ltd. – Jiangxi Copper European Wts Apr 2015 A	2015/04/09	2015/04/16
16809	Macquarie Bank Ltd-Skyworth Digital European Wts Apr 2015 A	2015/04/09	2015/04/16
16849	UBS AG – AIA European Warrants Apr 2015 A	2015/04/09	2015/04/16
15429	Bank of East Asia – CHALCO European Warrants Apr 2015 A	2015/04/10	2015/04/17
16862	Goldman Sachs SP (Asia) – Sino Biopharm European Wts Apr15A	2015/04/10	2015/04/17
16339	Macquarie Bank Ltd. – Hanergy TFP European Warrants Apr15A	2015/04/10	2015/04/17
16783	Standard Chartered Bank – China Mobile Euro Wts Apr 2015 A	2015/04/10	2015/04/17
17412	BOCI Asia Ltd. – China Mobile European Warrants Apr 2015 A	2015/04/14	2015/04/21
17004	BOCI Asia Ltd. – Ping An European Warrants Apr 2015 B	2015/04/14	2015/04/21
12432	Credit Suisse AG – AIA European Warrants Apr 2015 A	2015/04/14	2015/04/21
29981	Credit Suisse AG – Jiangxi Copper European Wts Apr 2015 A	2015/04/14	2015/04/21
14917	Macquarie Bank Ltd. – Techtronic Ind European Wts Apr15A	2015/04/14	2015/04/21
16927	Standard Chartered Bank –PetroChina European Wts Apr 2015 A	2015/04/14	2015/04/21
16918	Daiwa Capital Mkt – HSBC European Put Warrants Aug 2015 A	2015/04/21	2015/04/22
10311	Daiwa Capital Mkt – Nikkei 225 Index European Wts Sep 2015 A	2015/04/21	2015/04/22
17040	Goldman Sachs SP (Asia) – HSBC European Warrants Apr 2015 B	2015/04/15	2015/04/22
17597	UBS AG – HSBC European Warrants Apr 2015 B	2015/04/15	2015/04/22
11326	Bank of East Asia – JIANG European Warrants Apr 2015 A	2015/04/16	2015/04/23
18533	Credit Suisse AG – CKH European Warrants Dec 2015 A	2015/04/22	2015/04/23
29858	J P Morgan SP BV – JX Copper European Warrants Apr 2015 A	2015/04/16	2015/04/23
29359	Daiwa Capital Mkt – AIA European Put Warrants Apr 2015 A	2015/04/17	2015/04/24
17974	Daiwa Capital Mkt – BOCL European Warrants Jun 2015 A	2015/04/23	2015/04/24
19525	Daiwa Capital Mkt – HSBC European Warrants Sep 2015 A	2015/04/23	2015/04/24
16024	Daiwa Capital Mkt – Tencent Holdings European Wts Apr 2015 B	2015/04/17	2015/04/24
16977	HK Bank – AIA European Put Warrants Apr 2015 C	2015/04/17	2015/04/24
17416	Standard Chartered Bank – Lenovo European Wts Apr 2015 B	2015/04/17	2015/04/24
16466	Standard Chartered Bank – Tencent Hldg Euro Wts Apr 2015 B	2015/04/17	2015/04/24
18014	UBS AG – China Mobile European Warrants Apr 2015 C	2015/04/17	2015/04/24
17504	UBS AG – Tencent Holdings European Warrants Apr 2015 B	2015/04/17	2015/04/24
17375	Daiwa Capital Mkt – PetroChina European Warrants Apr 2015 A	2015/04/20	2015/04/27
17060	Macquarie Bank Ltd. – Haitong Sec European Wts Apr 2015 A	2015/04/20	2015/04/27
17005	BOCI Asia Ltd. – HSBC European Warrants Apr 2015 B	2015/04/21	2015/04/28
17046	BOCI Asia Ltd. – ICBC European Warrants Apr 2015 A	2015/04/21	2015/04/28
15561	BOCI Asia Ltd. – PetroChina European Put Warrants Apr 2015 A	2015/04/21	2015/04/28
13195	Citigroup Global Mkt H Inc. – Fosun Intl European Wts Apr15A	2015/04/21	2015/04/28
17648	Credit Suisse AG – Angang Steel European Warrants Apr 2015 A	2015/04/21	2015/04/28
28925	Credit Suisse AG – BOC HK European Warrants Apr 2015 A	2015/04/21	2015/04/28
12492	Credit Suisse AG – China EB Int'l European Wts Apr 2015 A	2015/04/21	2015/04/28
17646	Credit Suisse AG – Fosun Intl European Warrants Apr 2015 A	2015/04/21	2015/04/28
17441	Credit Suisse AG – GCL-Poly Energy European Wts Apr 2015 A	2015/04/21	2015/04/28
17136	Credit Suisse AG – Gome European Warrants Apr 2015 A	2015/04/21	2015/04/28
17722	Credit Suisse AG – HSBC European Wts Apr 2015 B	2015/04/21	2015/04/28
17475	Credit Suisse AG – PetroChina European Warrants Apr 2015 A	2015/04/21	2015/04/28
17037	Credit Suisse AG – Ping An European Put Warrants Apr 2015 C	2015/04/21	2015/04/28
13027	Credit Suisse AG – Singyes Solar European Warrants Apr 2015A	2015/04/21	2015/04/28
17603	Credit Suisse AG – Tencent Holdings European Wts Apr 2015 B	2015/04/21	2015/04/28
17073	Credit Suisse AG – Yanzhou Coal European Warrants Apr 2015 A	2015/04/21	2015/04/28
15272	Daiwa Capital Mkt – BOC HK European Warrants Apr 2015 A	2015/04/21	2015/04/28
17322	Daiwa Capital Mkt – BOCL European Warrants Apr 2015 B	2015/04/21	2015/04/28
17989	Daiwa Capital Mkt – CSOP A50 ETF European Wts Jun 2015 A	2015/04/27	2015/04/28
17739	Daiwa Capital Mkt – Ping An European Warrants Apr 2015 B	2015/04/21	2015/04/28
16887	Goldman Sachs SP (Asia) – Geely Auto European Wts Apr 2015 B	2015/04/21	2015/04/28
12320	HK Bank – BOC HK European Warrants Apr 2015 A	2015/04/21	2015/04/28
18510	HK Bank – China Mobile European Warrants Apr 2015 B	2015/04/21	2015/04/28
17872	HK Bank – Ping An European Warrants Apr 2015 B	2015/04/21	2015/04/28
17874	HK Bank – Ping An European Warrants Apr 2015 C	2015/04/21	2015/04/28
13432	Nomura Int'l plc – Fosun Intl European Warrants Apr 2015 A	2015/04/21	2015/04/28
14954	Standard Chartered Bank – China Shenhua Euro Wts Apr 2015 A	2015/04/21	2015/04/28
17966	Standard Chartered Bank – Ping An European Wts Apr 2015 A	2015/04/21	2015/04/28
16851	UBS AG – AIA European Warrants Apr 2015 B	2015/04/21	2015/04/28
17905	UBS AG – CC Bank European Put Warrants Apr 2015 A	2015/04/21	2015/04/28
16732	Credit Suisse AG – HSBC European Wts Apr 2015 A	2015/04/22	2015/04/29

List of expired derivative warrants, 2015 (continued)

Code	Warrant	Last trading date	Delisted date
18332	Credit Suisse AG – Tencent Holdings European Wts Apr 2015 C	2015/04/22	2015/04/29
15448	Daiwa Capital Mkt – CAM CSI300 European Warrants Jun 2015 A	2015/04/28	2015/04/29
17893	Daiwa Capital Mkt – Minsheng Bk European Warrants Apr 2015 A	2015/04/22	2015/04/29
17582	HK Bank – China Mobile European Warrants Apr 2015 A	2015/04/22	2015/04/29
17049	HK Bank – Kingsoft European Warrants Apr 2015 A	2015/04/22	2015/04/29
14941	Nomura Int'l plc – BOCL European Warrants Apr 2015 A	2015/04/22	2015/04/29
17104	Nomura Int'l plc – CSR Times European Warrants Apr 2015 A	2015/04/22	2015/04/29
17259	Standard Chartered Bank – A50 China Euro Warrants Apr 2015 A	2015/04/22	2015/04/29
16913	Standard Chartered Bank – AIA European Warrants Apr 2015 A	2015/04/22	2015/04/29
28723	Standard Chartered Bank – HKEx European Warrants Apr 2015 A	2015/04/22	2015/04/29
29541	Standard Chartered Bank – HSBC European Warrants Apr 2015 A	2015/04/22	2015/04/29
28027	Standard Chartered Bank – Tencent Hldg Eu Put Wts Apr 2015 A	2015/04/22	2015/04/29
16844	Standard Chartered Bank – Tencent Hldg Euro Wts Apr 2015 C	2015/04/22	2015/04/29
17463	Standard Chartered Bank –YZ Coal European Wts Apr 2015 B	2015/04/22	2015/04/29
18067	UBS AG – CC Bank European Warrants Apr 2015 B	2015/04/22	2015/04/29
17596	UBS AG – Galaxy Ent European Put Warrants Apr 2015 A	2015/04/22	2015/04/29
17113	UBS AG – Kingsoft European Put Warrants Apr 2015 B	2015/04/22	2015/04/29
17903	UBS AG – Minsheng Bank European Warrants Apr 2015 A	2015/04/22	2015/04/29
17843	UBS AG – Ping An European Warrants Apr 2015 B	2015/04/22	2015/04/29
17908	UBS AG – Sinopec Corp European Warrants Apr 2015 A	2015/04/22	2015/04/29
17506	UBS AG – Yurun Food European Warrants Apr 2015 A	2015/04/22	2015/04/29
12367	BNP Paribas Arbit Issu B.V. – HSI European Wts Apr 2015 A	2015/04/23	2015/04/30
17130	Credit Suisse AG – China Mobile European Warrants Apr 2015 A	2015/04/23	2015/04/30
12485	Credit Suisse AG – China Shenhua European Wts Apr 2015 A	2015/04/23	2015/04/30
16739	Credit Suisse AG – HSI European Put Warrants Apr 2015 C	2015/04/23	2015/04/30
17072	Credit Suisse AG – HSI European Put Warrants Apr 2015 D	2015/04/23	2015/04/30
18403	Credit Suisse AG – HSI European Put Warrants Apr 2015 E	2015/04/23	2015/04/30
16420	Credit Suisse AG – HSI European Warrants Apr 2015 A	2015/04/23	2015/04/30
16684	Credit Suisse AG – HSI European Warrants Apr 2015 B	2015/04/23	2015/04/30
16885	Goldman Sachs SP (Asia) – Anhui Conch Euro Wts Apr 2015 A	2015/04/23	2015/04/30
16756	Goldman Sachs SP (Asia) – CC Bank European Wts Apr 2015 A	2015/04/23	2015/04/30
16757	Goldman Sachs SP (Asia) – Galaxy Ent Euro Wts Apr 2015 A	2015/04/23	2015/04/30
16755	Goldman Sachs SP (Asia) – HSBC European Warrants Apr 2015 A	2015/04/23	2015/04/30
16915	Goldman Sachs SP (Asia) – HSI European Put Wts Apr 2015 B	2015/04/23	2015/04/30
17454	Goldman Sachs SP (Asia) – HSI European Put Wts Apr 2015 C	2015/04/23	2015/04/30
24915	Goldman Sachs SP (Asia) – HSI European Warrants Apr 2015 A	2015/04/23	2015/04/30
18506	Goldman Sachs SP (Asia) – HSI European Warrants Apr 2015 D	2015/04/23	2015/04/30
16759	Goldman Sachs Sp (Asia) – ICBC European Warrants Apr 2015 A	2015/04/23	2015/04/30
17105	Goldman Sachs SP (Asia) – Tracker Fund European Wts Apr 15 A	2015/04/23	2015/04/30
16870	HK Bank – AIA European Warrants Apr 2015 B	2015/04/23	2015/04/30
16869	HK Bank – Anhui Conch European Warrants Apr 2015 A	2015/04/23	2015/04/30
16835	HK Bank – HSI European Put Warrants Apr 2015 A	2015/04/23	2015/04/30
17111	HK Bank – HSI European Put Warrants Apr 2015 E	2015/04/23	2015/04/30
17112	HK Bank – HSI European Put Warrants Apr 2015 F	2015/04/23	2015/04/30
18174	HK Bank – HSI European Put Warrants Apr 2015 G	2015/04/23	2015/04/30
17108	HK Bank – HSI European Warrants Apr 2015 B	2015/04/23	2015/04/30
17109	HK Bank – HSI European Warrants Apr 2015 C	2015/04/23	2015/04/30
17110	HK Bank – HSI European Warrants Apr 2015 D	2015/04/23	2015/04/30
19553	HK Bank – HSI European Warrants Apr 2015 H	2015/04/23	2015/04/30
25918	HK Bank – Tencent European Put Warrants Apr 2015 B	2015/04/23	2015/04/30
16963	J P Morgan SP BV – HSI European Put Warrants Apr 2015 C	2015/04/23	2015/04/30
17807	J P Morgan SP BV – HSI European Put Warrants Apr 2015 E	2015/04/23	2015/04/30
16771	J P Morgan SP BV – HSI European Warrants Apr 2015 A	2015/04/23	2015/04/30
16772	J P Morgan SP BV – HSI European Warrants Apr 2015 B	2015/04/23	2015/04/30
17221	J P Morgan SP BV – HSI European Warrants Apr 2015 D	2015/04/23	2015/04/30
28369	SGA Societe Generale Acceptance N.V. – HSI Eur Wt Apr 2015 A	2015/04/23	2015/04/30
18816	SGA Societe Generale Acceptance N.V. – HSI Eur Wt Apr 2015 D	2015/04/23	2015/04/30
16655	SGA Societe Generale Acceptance N.V. -HSI Eu Put Wt Apr 15 B	2015/04/23	2015/04/30
16945	SGA Societe Generale Acceptance N.V. -HSI Eu Put Wt Apr 15 C	2015/04/23	2015/04/30
11584	Standard Chartered Bank – Belle Int'l European Wts Apr 2015A	2015/04/23	2015/04/30
15996	Standard Chartered Bank – CSOP A50 ETF Euro Wts Apr 2015 A	2015/04/23	2015/04/30
16632	Standard Chartered Bank – HSI European Put Wts Apr 2015 C	2015/04/23	2015/04/30
16929	Standard Chartered Bank – HSI European Put Wts Apr 2015 D	2015/04/23	2015/04/30
17031	Standard Chartered Bank – HSI European Put Wts Apr 2015 E	2015/04/23	2015/04/30
17830	Standard Chartered Bank – HSI European Put Wts Apr 2015 H	2015/04/23	2015/04/30
29500	Standard Chartered Bank – HSI European Warrants Apr 2015 A	2015/04/23	2015/04/30
11242	Standard Chartered Bank – HSI European Warrants Apr 2015 B	2015/04/23	2015/04/30
17234	Standard Chartered Bank – HSI European Warrants Apr 2015 F	2015/04/23	2015/04/30
17236	Standard Chartered Bank – HSI European Warrants Apr 2015 G	2015/04/23	2015/04/30
18621	UBS AG – Galaxy Ent European Warrants Apr 2015 B	2015/04/23	2015/04/30
16737	UBS AG – HSI European Put Warrants Apr 2015 A	2015/04/23	2015/04/30
17016	UBS AG – HSI European Put Warrants Apr 2015 B	2015/04/23	2015/04/30
17928	UBS AG – HSI European Warrants Apr 2015 C	2015/04/23	2015/04/30
18000	UBS AG – HSI European Warrants Apr 2015 D	2015/04/23	2015/04/30
13675	UBS AG – Tencent Holdings European Put Warrants Apr 2015 A	2015/04/23	2015/04/30
29328	BOCI Asia Ltd. -Tencent Holdings European Put Wts Apr 2015 A	2015/04/24	2015/05/04
18041	Credit Suisse AG – CC Bank European Warrants Apr 2015 B	2015/04/24	2015/05/04
18556	Credit Suisse AG – China Mobile European Put Wts Apr 2015 D	2015/04/24	2015/05/04
18554	Credit Suisse AG – China Mobile European Warrants Apr 2015 C	2015/04/24	2015/05/04
18723	Credit Suisse AG – HSBC European Put Warrants Apr 2015 C	2015/04/24	2015/05/04
17156	Credit Suisse AG – Kingsoft European Warrants Apr 2015 A	2015/04/24	2015/05/04
18127	Credit Suisse AG – Kingsoft European Warrants Apr 2015 B	2015/04/24	2015/05/04
17679	Credit Suisse AG – Ping An European Warrants Apr 2015 D	2015/04/24	2015/05/04
18725	Credit Suisse AG – SHK Ppt European Warrants Apr 2015 A	2015/04/24	2015/05/04
17474	Credit Suisse AG – Sinopec Corp European Warrants Apr 2015 A	2015/04/24	2015/05/04
27842	Credit Suisse AG – Tencent Holdings Euro Put Wts Apr 2015 A	2015/04/24	2015/05/04
18598	Credit Suisse AG – Tencent Holdings Euro Put Wts Apr 2015 D	2015/04/24	2015/05/04

List of expired derivative warrants, 2015 (continued)

Code	Warrant	Last trading date	Delisted date
29122	Goldman Sachs SP (Asia) – AIA European Put Wts Apr 2015 A	2015/04/24	2015/05/04
12257	Goldman Sachs SP (Asia) – BankComm European Wts Apr 2015 A	2015/04/24	2015/05/04
16630	Goldman Sachs SP (Asia) – China Cinda Euro Wts Apr 2015 A	2015/04/24	2015/05/04
16967	Goldman Sachs SP (Asia) – China Mobile Euro Wts Apr 2015 A	2015/04/24	2015/05/04
16966	Goldman Sachs SP (Asia) – CNOOC European Warrants Apr 2015 A	2015/04/24	2015/05/04
17033	Goldman Sachs SP (Asia) – CNOOC European Warrants Apr 2015 B	2015/04/24	2015/05/04
17074	Goldman Sachs SP (Asia) – HSBC European Put Wts Apr 2015 C	2015/04/24	2015/05/04
16255	Goldman Sachs SP (Asia) – MGM China European Warrants Apr15A	2015/04/24	2015/05/04
27161	Goldman Sachs SP (Asia) – Shanghai Ind Euro Wts Apr 2015 A	2015/04/24	2015/05/04
17120	HK Bank – A50 China European Warrants Apr 2015 B	2015/04/24	2015/05/04
15568	HK Bank – CC Bank European Put Warrants Apr 2015 A	2015/04/24	2015/05/04
16843	HK Bank – China Cinda European Warrants Apr 2015 A	2015/04/24	2015/05/04
17121	HK Bank – CSOP A50 ETF European Warrants Apr 2015 A	2015/04/24	2015/05/04
16806	HK Bank – CSR Times European Warrants Apr 2015 A	2015/04/24	2015/05/04
16803	HK Bank – Foxconn European Warrants Apr 2015 A	2015/04/24	2015/05/04
15569	HK Bank – ICBC European Put Warrants Apr 2015 A	2015/04/24	2015/05/04
17149	HK Bank – ICBC European Warrants Apr 2015 B	2015/04/24	2015/05/04
17047	HK Bank – Lenovo European Warrants Apr 2015 B	2015/04/24	2015/05/04
16868	HK Bank – PetroChina European Warrants Apr 2015 A	2015/04/24	2015/05/04
17148	HK Bank – Ping An European Warrants Apr 2015 A	2015/04/24	2015/05/04
11694	HK Bank – SHK Ppt European Warrants Apr 2015 A	2015/04/24	2015/05/04
16838	HK Bank – SHK Ppt European Warrants Apr 2015 B	2015/04/24	2015/05/04
16867	HK Bank – Sinopec Corp European Warrants Apr 2015 A	2015/04/24	2015/05/04
16212	HK Bank – Tencent European Warrants Apr 2015 A	2015/04/24	2015/05/04
27767	J P Morgan SP BV – AIA European Put Warrants Apr 2015 A	2015/04/24	2015/05/04
17898	J P Morgan SP BV – BankComm European Warrants Apr 2015 A	2015/04/24	2015/05/04
17452	J P Morgan SP BV – Ch Ship Cont European Warrants Apr 2015 B	2015/04/24	2015/05/04
28183	J P Morgan SP BV – Tencent European Put Warrants Apr 2015 A	2015/04/24	2015/05/04
17607	J P Morgan SP BV – Tencent European Warrants Apr 2015 C	2015/04/24	2015/05/04
16479	Macquarie Bank Ltd. – Li Ning European Warrants Apr 2015 A	2015/04/24	2015/05/04
16891	Nomura Int'l plc – Singyes Solar European Warrants Apr15A	2015/04/24	2015/05/04
16671	Standard Chartered Bank – Anhui Conch Euro Wts Apr 2015 B	2015/04/24	2015/05/04
18564	UBS AG – China Mobile European Warrants Apr 2015 D	2015/04/24	2015/05/04
18005	UBS AG – HSBC European Warrants Apr 2015 C	2015/04/24	2015/05/04
16044	UBS AG – PetroChina European Warrants Apr 2015 A	2015/04/24	2015/05/04
15254	BOCI Asia Ltd. – BOC HK European Warrants May 2015 A	2015/04/27	2015/05/05
29194	Credit Suisse AG – CITIC European Warrants May 2015 A	2015/04/27	2015/05/05
16917	Daiwa Capital Mkt – AIA European Warrants May 2015 A	2015/04/27	2015/05/05
29956	Daiwa Capital Mkt – BOC HK European Warrants May 2015 A	2015/04/27	2015/05/05
11841	Daiwa Capital Mkt – Ch Overseas European Put Wts May 2015 A	2015/04/27	2015/05/05
29953	Daiwa Capital Mkt – HKEx European Warrants May 2015 A	2015/04/27	2015/05/05
17470	Daiwa Capital Mkt – HSBC European Warrants May 2015 A	2015/04/27	2015/05/05
17921	Daiwa Capital Mkt – Sinopec Corp European Wts May 2015 A	2015/04/27	2015/05/05
22231	Goldman Sachs SP (Asia) – CITIC European Warrants May 2015 A	2015/04/27	2015/05/05
17185	HK Bank – China Mobile European Put Warrants May 2015 A	2015/04/27	2015/05/05
17205	HK Bank – China Railway European Warrants May 2015 A	2015/04/27	2015/05/05
16933	J P Morgan SP BV – A50 China European Warrants May 2015 A	2015/04/27	2015/05/05
29934	J P Morgan SP BV – AIA European Warrants May 2015 A	2015/04/27	2015/05/05
17118	J P Morgan SP BV – Anta Sports European Warrants May 2015 A	2015/04/27	2015/05/05
15508	J P Morgan SP BV – BOC HK European Warrants May 2015 A	2015/04/27	2015/05/05
17027	J P Morgan SP BV – BYD European Warrants May 2015 A	2015/04/27	2015/05/05
11254	J P Morgan SP BV – CC Bank Euro Put Wts May 2015 A	2015/04/27	2015/05/05
27224	J P Morgan SP BV – Ch Overseas European Put Wts May 2015 A	2015/04/27	2015/05/05
17741	J P Morgan SP BV – Ch Overseas European Put Wts May 2015 B	2015/04/27	2015/05/05
16752	J P Morgan SP BV – China Mob European Wts May 2015 A	2015/04/27	2015/05/05
17957	J P Morgan SP BV – China Mob European Wts May 2015 B	2015/04/27	2015/05/05
18486	J P Morgan SP BV – China Mob European Wts May 2015 C	2015/04/27	2015/05/05
16935	J P Morgan SP BV – CNOOC European Warrants May 2015 A	2015/04/27	2015/05/05
17141	J P Morgan SP BV – CSR Times European Warrants May 2015 A	2015/04/27	2015/05/05
16859	J P Morgan SP BV – Evergrande European Warrants May 2015 A	2015/04/27	2015/05/05
16834	J P Morgan SP BV – Foxconn European Warrants May 2015 A	2015/04/27	2015/05/05
18629	J P Morgan SP BV – Galaxy Ent European Warrants May 2015 B	2015/04/27	2015/05/05
17026	J P Morgan SP BV – HSBC European Put Warrants May 2015 A	2015/04/27	2015/05/05
17723	J P Morgan SP BV – HSBC European Warrants May 2015 B	2015/04/27	2015/05/05
17201	J P Morgan SP BV – Hutchison European Put Wts May 2015 A	2015/04/27	2015/05/05
11244	J P Morgan SP BV – ICBC European Put Wts May 2015 A	2015/04/27	2015/05/05
17901	J P Morgan SP BV – Minsheng Bank European Wts May 2015 A	2015/04/27	2015/05/05
29860	J P Morgan SP BV – New World Dev European Wts May 2015 A	2015/04/27	2015/05/05
16990	J P Morgan SP BV – PetroChina European Warrants May 2015 A	2015/04/27	2015/05/05
17212	J P Morgan SP BV – Ping An European Warrants May 2015 A	2015/04/27	2015/05/05
16750	J P Morgan SP BV – SHK Ppt European Warrants May 2015 A	2015/04/27	2015/05/05
12680	J P Morgan SP BV – Singyes Solar European Warrants May 2015A	2015/04/27	2015/05/05
16749	J P Morgan SP BV – Sinopec Corp European Warrants May 2015 A	2015/04/27	2015/05/05
18440	J P Morgan SP BV – Tencent European Warrants May 2015 A	2015/04/27	2015/05/05
11265	J P Morgan SP BV – Wynn Macau European Warrants May 2015 A	2015/04/27	2015/05/05
16376	Macquarie Bank Ltd. – Angang Steel European Wts May 2015 A	2015/04/27	2015/05/05
16623	Macquarie Bank Ltd. – Evergrande European Wts May 2015 B	2015/04/27	2015/05/05
12282	Standard Chartered Bank – Sinopec Corp Eu Put Wt May 2015 A	2015/04/27	2015/05/05
16610	Standard Chartered Bank – Galaxy Ent European Wts May 2015 A	2015/04/27	2015/05/05
14964	Standard Chartered Bank – NewWorld Dev European Wts May 15 A	2015/04/27	2015/05/05
12280	Standard Chartered Bank – PetroChina Euro Put Wts May 2015 A	2015/04/27	2015/05/05
15642	Bank of East Asia – Henganintl European Warrants May 2015 A	2015/04/28	2015/05/06
28524	BNP Paribas Arbit Issu B.V. – BOCHK European Wts May 2015 A	2015/04/28	2015/05/06
28302	BNP Paribas Arbit Issu B.V. – Gome European Wts May 2015 A	2015/04/28	2015/05/06
13036	BNP Paribas Arbit Issu B.V. – HSBC European Wts May 2015 A	2015/04/28	2015/05/06
17276	BNP Paribas Arbit Issu B.V. – Kingsoft Euro Wts May 2015 A	2015/04/28	2015/05/06
17307	BNP Paribas Arbit Issu B.V. – Ping An European Wt May 2015 A	2015/04/28	2015/05/06

List of expired derivative warrants, 2015 (continued)

Code	Warrant	Last trading date	Delisted date
13416	BNP Paribas Arbit Issu B.V. – Techtronic Ind Eu Wt May 2015A	2015/04/28	2015/05/06
16956	BNP Paribas Arbit Issu B.V. – Tencent Eu Put Wt May 2015 B	2015/04/28	2015/05/06
13975	BNP Paribas Arbit Issu B.V. – Tencent Hldgs Eu Wt May 2015 A	2015/04/28	2015/05/06
17183	BOCI Asia Ltd. – China Cinda European Warrants May 2015 A	2015/04/28	2015/05/06
29176	J P Morgan SP BV – CITIC European Warrants May 2015 A	2015/04/28	2015/05/06
17245	J P Morgan SP BV – Stanchart European Warrants May 2015 A	2015/04/28	2015/05/06
17200	Macquarie Bank Ltd. – A50 China European Warrants May 2015 A	2015/04/28	2015/05/06
16770	Macquarie Bank Ltd. – Anhui Conch European Wts May 2015 A	2015/04/28	2015/05/06
16785	Macquarie Bank Ltd. – Avichina European Warrants May 2015 A	2015/04/28	2015/05/06
16823	Macquarie Bank Ltd. – BOCL European Warrants May 2015 A	2015/04/28	2015/05/06
17192	Macquarie Bank Ltd. – BYD European Warrants May 2015 A	2015/04/28	2015/05/06
15221	Macquarie Bank Ltd. – Ch Ship Cont European Wts May 2015 A	2015/04/28	2015/05/06
16315	Macquarie Bank Ltd. – China Cinda European Wts May 2015 A	2015/04/28	2015/05/06
16961	Macquarie Bank Ltd. – China Mengniu European Wts May 2015 A	2015/04/28	2015/05/06
25899	Macquarie Bank Ltd. – China Shenhua European Wts May 2015 A	2015/04/28	2015/05/06
16313	Macquarie Bank Ltd. – China Tel European Warrants May 2015 A	2015/04/28	2015/05/06
16005	Macquarie Bank Ltd. – CITIC European Warrants May 2015 A	2015/04/28	2015/05/06
16769	Macquarie Bank Ltd. – CNBM European Warrants May 2015 A	2015/04/28	2015/05/06
17191	Macquarie Bank Ltd. – CNOOC European Warrants May 2015 A	2015/04/28	2015/05/06
14563	Macquarie Bank Ltd. – Jiangxi Copper European Wts May 2015 A	2015/04/28	2015/05/06
16736	Macquarie Bank Ltd. – Kingsoft European Warrants May 2015 A	2015/04/28	2015/05/06
12232	Macquarie Bank Ltd. – New World Dev European Wts May 2015 A	2015/04/28	2015/05/06
16480	Macquarie Bank Ltd. – Ping An European Warrants May 2015 A	2015/04/28	2015/05/06
17115	Macquarie Bank Ltd. – Ping An European Warrants May 2015 B	2015/04/28	2015/05/06
12229	Macquarie Bank Ltd. – SHK Ppt European Warrants May 2015 A	2015/04/28	2015/05/06
15587	Macquarie Bank Ltd. – SHK Ppt European Warrants May 2015 B	2015/04/28	2015/05/06
16576	Macquarie Bank Ltd. – Singyes Solar European Warrants May15A	2015/04/28	2015/05/06
17117	Macquarie Bank Ltd. – Sinopec Corp European Wts May 2015 A	2015/04/28	2015/05/06
16914	Macquarie Bank Ltd. – Stanchart European Warrants May 2015 A	2015/04/28	2015/05/06
16799	Macquarie Bank Ltd. – Tencent European Put Wts May 2015 A	2015/04/28	2015/05/06
17162	Macquarie Bank Ltd. – Tencent European Warrants May 2015 B	2015/04/28	2015/05/06
17163	Macquarie Bank Ltd. – Tencent European Warrants May 2015 C	2015/04/28	2015/05/06
16786	Macquarie Bank Ltd. – Yurun Food European Wts May 2015 A	2015/04/28	2015/05/06
17193	Macquarie Bank Ltd. –GCL-Poly Energy European Wts May 2015 A	2015/04/28	2015/05/06
16077	Standard Chartered Bank -PetroChina European Wts May 2015 B	2015/04/28	2015/05/06
14617	UBS AG – Belle Int'l European Warrants May 2015 A	2015/04/28	2015/05/06
15393	Bank of East Asia – CITIC European Warrants May 2015 A	2015/04/29	2015/05/07
29515	Bank of East Asia – Tencent Holdings European Put Wts May15A	2015/04/29	2015/05/07
17267	Credit Suisse AG – Stanchart European Warrants May 2015 A	2015/04/29	2015/05/07
19458	Daiwa Capital Mkt – HSBC European Warrants Aug 2015 B	2015/05/06	2015/05/07
28607	Goldman Sachs SP (Asia) – Tencent European Put Wt May 2015 A	2015/04/29	2015/05/07
17286	J P Morgan SP BV – CNOOC European Put Warrants May 2015 C	2015/04/29	2015/05/07
17285	J P Morgan SP BV – CNOOC European Warrants May 2015 B	2015/04/29	2015/05/07
17283	J P Morgan SP BV – Galaxy Ent European Put Wts May 2015 A	2015/04/29	2015/05/07
17282	J P Morgan SP BV – Sands China European Put Wts May 2015 A	2015/04/29	2015/05/07
17268	SGA Societe Generale Acceptance N.V. – AGBK Eu Wt May 2015 A	2015/04/29	2015/05/07
15684	SGA Societe Generale Acceptance N.V. – AIA Eur Wt May 2015 A	2015/04/29	2015/05/07
16892	SGA Societe Generale Acceptance N.V. – BYD Eu Wt May 2015 A	2015/04/29	2015/05/07
29703	SGA Societe Generale Acceptance N.V. – CCB Eur Wt May 2015 A	2015/04/29	2015/05/07
14681	SGA Societe Generale Acceptance N.V. – Ch Mob Eu Wt May 15 A	2015/04/29	2015/05/07
17099	SGA Societe Generale Acceptance N.V. – Ch Mob Eu Wt May 15 B	2015/04/29	2015/05/07
17135	SGA Societe Generale Acceptance N.V. – Ch Mob Eu Wt May 15 C	2015/04/29	2015/05/07
14405	SGA Societe Generale Acceptance N.V. – CITIC Euro Wt May15A	2015/04/29	2015/05/07
17270	SGA Societe Generale Acceptance N.V. – CMob Eu Put Wt May15D	2015/04/29	2015/05/07
16894	SGA Societe Generale Acceptance N.V. – CP&CC Eu Wt May 2015A	2015/04/29	2015/05/07
15809	SGA Societe Generale Acceptance N.V. – CTel Eu Wt May 2015 A	2015/04/29	2015/05/07
14844	SGA Societe Generale Acceptance N.V. – GCL-Poly Eu Wt May15A	2015/04/29	2015/05/07
17684	SGA Societe Generale Acceptance N.V. – HKEx Eu Wt May 2015 A	2015/04/29	2015/05/07
16728	SGA Societe Generale Acceptance N.V. – HSBC Eu Wt May 2015 A	2015/04/29	2015/05/07
16925	SGA Societe Generale Acceptance N.V. – HSBC Eu Wt May 2015 B	2015/04/29	2015/05/07
17179	SGA Societe Generale Acceptance N.V. – HWL Eur Put Wt May15A	2015/04/29	2015/05/07
27654	SGA Societe Generale Acceptance N.V. – JIANC Eu Wt May 2015A	2015/04/29	2015/05/07
17161	SGA Societe Generale Acceptance N.V. – Kingsoft Eu Wt May15A	2015/04/29	2015/05/07
16080	SGA Societe Generale Acceptance N.V. – Petch Eu Wt May 2015A	2015/04/29	2015/05/07
15225	SGA Societe Generale Acceptance N.V. – SHK P Eu Wt May 2015A	2015/04/29	2015/05/07
17177	SGA Societe Generale Acceptance N.V. – A50 Ch Eu Wt May 2015A	2015/04/29	2015/05/07
17275	SGA Societe Generale Acceptance N.V. – A50 Ch Eu Wt May 2015B	2015/04/29	2015/05/07
17087	SGA Societe Generale Acceptance N.V. – CCoal Eu Wt May 2015 A	2015/04/29	2015/05/07
17754	SGA Societe Generale Acceptance N.V. – Ping An Eu Wt May 15 A	2015/04/29	2015/05/07
27523	SGA Societe Generale Acceptance N.V. – Tencent Eu Wt May 15 B	2015/04/29	2015/05/07
17935	SGA Societe Generale Acceptance N.V. – Tencent Eu Wt May 15 C	2015/04/29	2015/05/07
16726	SGA Societe Generale Acceptance N.V. – Galaxy Ent Eu Wt May15A	2015/04/29	2015/05/07
17272	SGA Societe Generale Acceptance N.V. – Galaxy Ent Eu Wt May15B	2015/04/29	2015/05/07
16968	SGA Societe Generale Acceptance N.V. – Sinopharm Eu Wts May15A	2015/04/29	2015/05/07
16449	SGA Societe Generale Acceptance N.V. – Anhui Conch Eu Wt May15A	2015/04/29	2015/05/07
12679	SGA Societe Generale Acceptance N.V. – Belle Int'l Eu Wt May15A	2015/04/29	2015/05/07
16354	SGA Societe Generale Acceptance N.V. – Sands China Eu Wt May15A	2015/04/29	2015/05/07
22216	SGA Societe Generale Acceptance N.V. – Tencent Eu Put Wt May15A	2015/04/29	2015/05/07
17508	SGA Societe Generale Acceptance NV – Ch Ship Cont Eu Wt May15A	2015/04/29	2015/05/07
17176	SGA Societe Generale Acceptance NV – CSOP A50 ETF Eu Wt May15A	2015/04/29	2015/05/07
17274	SGA Societe Generale Acceptance NV – CSOP A50 ETF Eu Wt May15B	2015/04/29	2015/05/07
17795	SGA Societe Generale Acceptance NV – CSOP A50 ETF Eu Wt May15C	2015/04/29	2015/05/07
29706	SGA Societe Generale Acceptance NV – Minsheng Bk Eu Wt May15 A	2015/04/29	2015/05/07
17159	Standard Chartered Bank – Kingsoft European Wts May 2015 B	2015/04/29	2015/05/07
17114	UBS AG – Zhuzhou CSR European Warrants Nov 2018 A	2015/05/06	2015/05/07
18553	Credit Suisse AG – China Mobile European Warrants May 2015 A	2015/04/30	2015/05/08
18359	BOCI Asia Ltd. – SHK Ppt European Warrants May 2015 B	2015/05/04	2015/05/11

List of expired derivative warrants, 2015 (continued)

Code	Warrant	Last trading date	Delisted date
18409	Credit Suisse AG – Kingsoft European Warrants May 2015 A	2015/05/04	2015/05/11
15582	Daiwa Capital Mkt – PetroChina European Warrants May 2015 A	2015/05/04	2015/05/11
17215	Goldman Sachs SP (Asia) – CSOP A50 ETF Euro Wts May 2015 A	2015/05/04	2015/05/11
17217	Goldman Sachs SP (Asia) – Stanchart European Wts May 2015 A	2015/05/04	2015/05/11
15344	Nomura Int'l plc – CITIC European Warrants May 2015 A	2015/05/04	2015/05/11
17064	Standard Chartered Bank – ICBC European Put Wts May 2015 A	2015/05/04	2015/05/11
18222	BOCI Asia Ltd. – CC Bank European Warrants May 2015 A	2015/05/05	2015/05/12
17674	BOCI Asia Ltd. – CSOP A50 ETF European Warrants May 2015 A	2015/05/05	2015/05/12
17670	BOCI Asia Ltd. – Sinopec Corp European Warrants May 2015 A	2015/05/05	2015/05/12
18526	Credit Suisse AG – HSBC European Wts May 2015 A	2015/05/05	2015/05/12
17338	Credit Suisse AG – MCC European Warrants May 2015 A	2015/05/05	2015/05/12
17376	Daiwa Capital Mkt – CCCCL European Warrants May 2015 A	2015/05/05	2015/05/12
17315	Goldman Sachs SP (Asia) – Galaxy Ent Euro Wts May 2015 A	2015/05/05	2015/05/12
17291	HK Bank – China Mobile European Put Warrants May 2015 B	2015/05/05	2015/05/12
17313	J P Morgan SP BV – China Vanke European Warrants May 2015 A	2015/05/05	2015/05/12
16571	J P Morgan SP BV – SFCE European Warrants May 2015 A	2015/05/05	2015/05/12
18664	Standard Chartered Bank – AIA European Warrants May 2015 A	2015/05/05	2015/05/12
15142	Standard Chartered Bank – CITIC European Warrants May 2015 A	2015/05/05	2015/05/12
17336	Standard Chartered Bank – Greatwall Motor Euro Wt May 2015 A	2015/05/05	2015/05/12
16316	Standard Chartered Bank – Sinopec Corp Euro Wts May 2015 B	2015/05/05	2015/05/12
16029	UBS AG – China Tel European Warrants May 2015 A	2015/05/05	2015/05/12
17378	UBS AG – China Vanke European Warrants May 2015 A	2015/05/05	2015/05/12
17181	UBS AG – CSOP A50 ETF European Warrants May 2015 A	2015/05/05	2015/05/12
13525	UBS AG – SJM Holdings European Warrants May 2015 A	2015/05/05	2015/05/12
17333	Bank of East Asia – Galaxy Ent European Warrants May 2015 B	2015/05/06	2015/05/13
17960	HK Bank – CSOP A50 ETF European Warrants May 2015 A	2015/05/06	2015/05/13
17341	J P Morgan SP BV – China Railway European Wts May 2015 A	2015/05/06	2015/05/13
17349	Nomura Int'l plc – MCC European Warrants May 2015 A	2015/05/06	2015/05/13
17387	Goldman Sachs SP (Asia) – Stanchart European Wts May 2015 B	2015/05/08	2015/05/15
16494	Daiwa Capital Mkt – Sands China European Put Wts May 2015 A	2015/05/11	2015/05/18
17358	Goldman Sachs SP (Asia) – PetroChina European Wts May 2015 A	2015/05/11	2015/05/18
28262	Standard Chartered Bank – Chow Tai Fook Euro Wts May 2015 A	2015/05/11	2015/05/18
29423	Standard Chartered Bank – CITIC European Warrants May 2015 B	2015/05/11	2015/05/18
16267	UBS AG – CNOOC European Warrants May 2015 A	2015/05/11	2015/05/18
16602	BOCI Asia Ltd. – Anhui Conch European Warrants May 2015 A	2015/05/12	2015/05/19
16358	BOCI Asia Ltd. – CNOOC European Warrants May 2015 A	2015/05/12	2015/05/19
21522	HK Bank – Minsheng Bank European Put Warrants May 2015 A	2015/05/12	2015/05/19
16338	Macquarie Bank Ltd. – SFCE European Warrants May 2015 A	2015/05/12	2015/05/19
16776	Standard Chartered Bank – Ch LongYuan European Wts May 2015A	2015/05/12	2015/05/19
16831	Standard Chartered Bank – HSBC European Warrants May 2015 A	2015/05/12	2015/05/19
24974	Standard Chartered Bank – Hutchison Euro Euro Wts May 2015 A	2015/05/12	2015/05/19
17482	Goldman Sachs SP (Asia) – CKH European Warrants May 2015 A	2015/05/13	2015/05/20
16735	Macquarie Bank Ltd. – Anton Oilfield European Wts May 2015 A	2015/05/13	2015/05/20
16923	Macquarie Bank Ltd. – Ch Oilfield European Wts May 2015 A	2015/05/13	2015/05/20
17565	UBS AG – A50 China European Warrants May 2015 A	2015/05/13	2015/05/20
17559	UBS AG – BYD European Warrants May 2015 A	2015/05/13	2015/05/20
17562	UBS AG – CITIC Sec European Warrants May 2015 B	2015/05/13	2015/05/20
17564	UBS AG – CSOP A50 ETF European Warrants May 2015 B	2015/05/13	2015/05/20
17563	UBS AG – Haitong Sec European Warrants May 2015 A	2015/05/13	2015/05/20
17377	UBS AG – CITIC Sec European Warrants May 2015 A	2015/05/14	2015/05/21
17595	UBS AG – Sands China European Put Warrants May 2015 A	2015/05/14	2015/05/21
14921	Citigroup Global Mkt H Inc. – CITIC Sec Euro Wts May 2015 A	2015/05/15	2015/05/22
15522	Daiwa Capital Mkt – HKEx European Warrants May 2015 B	2015/05/15	2015/05/22
20045	Macquarie Bank Ltd. – Evergrande European Wts May 2015 A	2015/05/15	2015/05/22
19139	UBS AG – Evergrande European Warrants May 2015 A	2015/05/15	2015/05/22
14809	Credit Suisse AG – CM Bank European Warrants May 2015 A	2015/05/18	2015/05/26
18537	Credit Suisse AG – Galaxy Ent European Put Wts May 2015 B	2015/05/18	2015/05/26
18535	Credit Suisse AG – Galaxy Ent European Warrants May 2015 A	2015/05/18	2015/05/26
18541	Credit Suisse AG – Sands China European Put Wts May 2015 A	2015/05/18	2015/05/26
15071	Daiwa Capital Mkt – CNOOC European Warrants May 2015 A	2015/05/18	2015/05/26
14570	HK Bank – CM Bank European Warrants May 2015 A	2015/05/18	2015/05/26
16856	Standard Chartered Bank – China Mobile Euro Wts May 2015 A	2015/05/18	2015/05/26
17495	Standard Chartered Bank – CITIC Sec European Wts May 2015 A	2015/05/18	2015/05/26
17967	Standard Chartered Bank – Ping An European Wts May 2015 A	2015/05/18	2015/05/26
18030	BOCI Asia Ltd. – China Mobile European Warrants May 2015 A	2015/05/19	2015/05/27
14973	BOCI Asia Ltd. – CM Bank European Warrants May 2015 A	2015/05/19	2015/05/27
12933	BOCI Asia Ltd. – SHK Ppt European Warrants May 2015 A	2015/05/19	2015/05/27
17528	Credit Suisse – Shanghai Electric European Warrants May 15 A	2015/05/19	2015/05/27
17406	Credit Suisse AG – Ch Comm Cons European Warrants May 2015 A	2015/05/19	2015/05/27
17650	Credit Suisse AG – Ch Molybdenum European Warrants May 2015A	2015/05/19	2015/05/27
17571	Credit Suisse AG – CITIC Sec European Warrants May 2015 A	2015/05/19	2015/05/27
18047	Daiwa Capital Mkt – China Life European Warrants May 2015 B	2015/05/19	2015/05/27
11514	Goldman Sachs SP (Asia) – China Life Euro Wts May 2015 A	2015/05/19	2015/05/27
14928	Goldman Sachs SP (Asia) – CM Bank European Wts May 2015 A	2015/05/19	2015/05/27
15720	HK Bank – HKEx European Warrants May 2015 A	2015/05/19	2015/05/27
17013	HK Bank – HKEx European Warrants May 2015 B	2015/05/19	2015/05/27
16584	Macquarie Bank Ltd. – Sh Electric European Wts May 2015 A	2015/05/19	2015/05/27
17489	Nomura Int'l plc – PetroChina European Warrants May 2015 A	2015/05/19	2015/05/27
16412	Standard Chartered Bank – MGM China European Wts May 2015 A	2015/05/19	2015/05/27
23115	Standard Chartered Bank – Minsheng Bank Euro Wts May 2015 A	2015/05/19	2015/05/27
17657	UBS AG – BYD European Warrants May 2015 B	2015/05/19	2015/05/27
18485	UBS AG – Ch Comm Cons European Warrants May 2015 A	2015/05/19	2015/05/27
18136	UBS AG – China Shenhua European Warrants May 2015 A	2015/05/19	2015/05/27
23878	UBS AG – Minsheng Bank European Warrants May 2015 A	2015/05/19	2015/05/27
18735	UBS AG – SHK Ppt European Warrants May 2015 A	2015/05/19	2015/05/27
19600	UBS AG – Tencent Holdings European Warrants May 2015 A	2015/05/19	2015/05/27
16051	Daiwa Capital Mkt – China Life European Warrants May 2015 A	2015/05/20	2015/05/28

List of expired derivative warrants, 2015 (continued)

Code	Warrant	Last trading date	Delisted date
16085	Goldman Sachs SP (Asia) – China Gas Hold Euro Wts May15A	2015/05/20	2015/05/28
16125	Goldman Sachs SP (Asia) – China Life Euro Wts May 2015 B	2015/05/20	2015/05/28
16263	SGA Societe Generale Acceptance N.V. – CNOOC Eu Wt May 2015A	2015/05/20	2015/05/28
17699	Standard Chartered Bank – China Coal European Wts May 2015 A	2015/05/20	2015/05/28
25767	Standard Chartered Bank -Kingsoft European Wts May 2015 A	2015/05/20	2015/05/28
29986	UBS AG – China Life European Warrants May 2015 A	2015/05/20	2015/05/28
16829	BNP Paribas Arbit Issu B.V. – HSCEI Euro Put Wts May 2015 A	2015/05/21	2015/05/29
17985	BNP Paribas Arbit Issu B.V. – HSI Euro Put Wts May 2015 A	2015/05/21	2015/05/29
18675	BOCI Asia Ltd. – HSI European Warrants May 2015 A	2015/05/21	2015/05/29
19502	Credit Suisse AG – HSI European Put Warrants May 2015 B	2015/05/21	2015/05/29
18389	Credit Suisse AG – HSI European Warrants May 2015 A	2015/05/21	2015/05/29
14835	Goldman Sachs SP (Asia) – Ch Overseas Euro Put Wt May 2015 A	2015/05/21	2015/05/29
12732	Goldman Sachs SP (Asia) – CITIC Sec European Wts May 2015 A	2015/05/21	2015/05/29
19419	Goldman Sachs SP (Asia) – HSI European Put Wts May 2015 A	2015/05/21	2015/05/29
17547	Goldman Sachs SP (Asia) – Lenovo European Wts May 2015 A	2015/05/21	2015/05/29
18104	HK Bank – HSCEI European Put Warrants May 2015 A	2015/05/21	2015/05/29
28489	HK Bank – HSI European Put Warrants May 2015 A	2015/05/21	2015/05/29
17693	HK Bank – HSI European Put Warrants May 2015 D	2015/05/21	2015/05/29
17691	HK Bank – HSI European Warrants May 2015 B	2015/05/21	2015/05/29
17692	HK Bank – HSI European Warrants May 2015 C	2015/05/21	2015/05/29
18690	HK Bank – HSI European Warrants May 2015 E	2015/05/21	2015/05/29
15244	J P Morgan SP BV – CITIC Sec European Warrants May 2015 A	2015/05/21	2015/05/29
17806	J P Morgan SP BV – HSCEI European Put Warrants May 2015 A	2015/05/21	2015/05/29
17778	J P Morgan SP BV – HSI European Put Warrants May 2015 A	2015/05/21	2015/05/29
19351	J P Morgan SP BV – HSI European Put Warrants May 2015 D	2015/05/21	2015/05/29
17952	J P Morgan SP BV – HSI European Warrants May 2015 B	2015/05/21	2015/05/29
18570	J P Morgan SP BV – HSI European Warrants May 2015 C	2015/05/21	2015/05/29
16401	Nomura Int'l plc – HN Renewables European Warrants May 2015A	2015/05/21	2015/05/29
24408	Nomura Int'l plc – Minsheng Bank European Wts May 2015 A	2015/05/21	2015/05/29
17510	SGA Societe Generale Acceptance N.V. – HSI Eur Wt May 2015 B	2015/05/21	2015/05/29
16742	SGA Societe Generale Acceptance N.V. -HSI Eu Put Wt May 15 A	2015/05/21	2015/05/29
18069	Standard Chartered Bank – Evergrande European Wts May 2015 A	2015/05/21	2015/05/29
17235	Standard Chartered Bank – HSI European Put Wts May 2015 B	2015/05/21	2015/05/29
17988	Standard Chartered Bank – HSI European Put Wts May 2015 C	2015/05/21	2015/05/29
17143	Standard Chartered Bank – HSI European Warrants May 2015 A	2015/05/21	2015/05/29
19432	Standard Chartered Bank – HSI European Warrants May 2015 D	2015/05/21	2015/05/29
23548	Bank of East Asia – China Life European Put Wts May 2015 A	2015/05/22	2015/06/01
23526	Bank of East Asia – CITIC Sec European Warrants May 2015 A	2015/05/22	2015/06/01
13236	Bank of East Asia – CM Bank European Warrants May 2015 A	2015/05/22	2015/06/01
16535	Bank of East Asia – Galaxy Ent European Put Warrants May15 A	2015/05/22	2015/06/01
17815	BOCI Asia Ltd. – CITIC Sec European Warrants May 2015 A	2015/05/22	2015/06/01
17233	BOCI Asia Ltd. – HKEx European Put Warrants May 2015 A	2015/05/22	2015/06/01
12862	Credit Suisse AG – China Life European Warrants May 2015 A	2015/05/22	2015/06/01
18040	Credit Suisse AG – China Life European Warrants May 2015 B	2015/05/22	2015/06/01
19473	Credit Suisse AG – China Mobile European Warrants May 2015 B	2015/05/22	2015/06/01
18558	Credit Suisse AG – GCL-Poly Energy European Wts May 2015 A	2015/05/22	2015/06/01
15087	Credit Suisse AG – HKEx European Warrants May 2015 A	2015/05/22	2015/06/01
29286	Credit Suisse AG – Minsheng Bank European Wts May 2015 A	2015/05/22	2015/06/01
19677	Daiwa Capital Mkt – BOC HK European Warrants Sep 2015 A	2015/05/29	2015/06/01
16512	Daiwa Capital Mkt – Galaxy Ent European Put Wts May 2015 A	2015/05/22	2015/06/01
17425	Goldman Sachs SP (Asia) – A50 China European Wts May 2015 A	2015/05/22	2015/06/01
17637	Goldman Sachs SP (Asia) – A50 China European Wts May 2015 B	2015/05/22	2015/06/01
17638	Goldman Sachs SP (Asia) – A50 China European Wts May 2015 C	2015/05/22	2015/06/01
17357	Goldman Sachs SP (Asia) – BankComm European Wts May 2015 A	2015/05/22	2015/06/01
17708	Goldman Sachs SP (Asia) – BYD European Warrants May 2015 A	2015/05/22	2015/06/01
17356	Goldman Sachs SP (Asia) – China Railway Euro Wts May 2015 A	2015/05/22	2015/06/01
17359	Goldman Sachs SP (Asia) – CRCC European Warrants May 2015 A	2015/05/22	2015/06/01
17640	Goldman Sachs SP (Asia) – CSOP A50 ETF Euro Wts May 2015 B	2015/05/22	2015/06/01
17032	Goldman Sachs SP (Asia) – CSR Times European Wts May 2015 A	2015/05/22	2015/06/01
17636	Goldman Sachs SP (Asia) – Galaxy Ent Euro Wts May 2015 B	2015/05/22	2015/06/01
17486	Goldman Sachs SP (Asia) – Greatwall Motor Eur Wts May 2015 A	2015/05/22	2015/06/01
17725	Goldman Sachs SP (Asia) – KECL European Warrants May 2015 A	2015/05/22	2015/06/01
23049	Goldman Sachs SP (Asia) – Minsheng Bank Euro Wts May 2015 A	2015/05/22	2015/06/01
17484	Goldman Sachs SP (Asia) – Xinyi Glass European Wts May 2015A	2015/05/22	2015/06/01
17426	Goldman Sachs SP (Asia) – Yurun Food European Wts May 2015 A	2015/05/22	2015/06/01
17726	Goldman Sachs SP (Asia)-Sinopec Corp European Wts May 2015 A	2015/05/22	2015/06/01
15433	HK Bank – Agricultural Bank European Put Warrants May 2015 A	2015/05/22	2015/06/01
17583	HK Bank – CITIC Sec European Warrants May 2015 A	2015/05/22	2015/06/01
17457	HK Bank – GCL-Poly Energy European Warrants May 2015 A	2015/05/22	2015/06/01
17293	HK Bank -BYD European Warrants May 2015 A	2015/05/22	2015/06/01
17711	J P Morgan SP BV – HKEx European Warrants May 2015 A	2015/05/22	2015/06/01
15733	Macquarie Bank Ltd. – Chi Res Power European Wts May 2015 A	2015/05/22	2015/06/01
16962	Macquarie Bank Ltd. – China Agri European Wts May 2015 A	2015/05/22	2015/06/01
16959	Macquarie Bank Ltd. – Datang European Warrants May 2015 A	2015/05/22	2015/06/01
29815	Macquarie Bank Ltd. – Luk Fook Hold European Wts May 2015 A	2015/05/22	2015/06/01
16613	Macquarie Bank Ltd. – Sinopharm European Warrants May 2015 A	2015/05/22	2015/06/01
17876	Nomura Int'l plc – A50 China European Warrants May 2015 A	2015/05/22	2015/06/01
17350	Nomura Int'l plc – Ch Comm Cons European Warrants May 2015 A	2015/05/22	2015/06/01
17347	Nomura Int'l plc – Ch Railway European Warrants May 2015 A	2015/05/22	2015/06/01
15354	Nomura Int'l plc – Yuexiu Property European Wts May 2015 A	2015/05/22	2015/06/01
17497	Standard Chartered Bank – CGS European Warrants May 2015 A	2015/05/22	2015/06/01
15916	Standard Chartered Bank – HKEx European Put Wts May 2015 A	2015/05/22	2015/06/01
16748	Standard Chartered Bank-China Life European Wts May 2015 A	2015/05/22	2015/06/01
17624	UBS AG – Evergrande European Warrants May 2015 B	2015/05/22	2015/06/01
17414	BOCI Asia Ltd. – Ch Comm Cons European Warrants Jun 2015 A	2015/05/26	2015/06/02
17812	BOCI Asia Ltd. – China Life European Warrants Jun 2015 B	2015/05/26	2015/06/02
15505	BOCI Asia Ltd. – Tencent Holdings European Wts Jun 2015 A	2015/05/26	2015/06/02

List of expired derivative warrants, 2015 (continued)

Code	Warrant	Last trading date	Delisted date
17529	Credit Suisse – CSCL European Warrants Jun 2015 A	2015/05/26	2015/06/02
16452	Credit Suisse AG – Tencent Holdings European Wts Jun 2015 A	2015/05/26	2015/06/02
17731	Daiwa Capital Mkt – CCCCL European Warrants Jun 2015 A	2015/05/26	2015/06/02
16972	Daiwa Capital Mkt – China Cinda European Warrants Jun 2015 A	2015/05/26	2015/06/02
16498	Daiwa Capital Mkt – HKEx European Put Warrants Jun 2015 A	2015/05/26	2015/06/02
16640	Daiwa Capital Mkt – HKEx European Warrants Jun 2015 B	2015/05/26	2015/06/02
17451	Daiwa Capital Mkt – Hutchison European Put Wts Jun 2015 A	2015/05/26	2015/06/02
16919	Daiwa Capital Mkt – ICBC European Put Warrants Jun 2015 B	2015/05/26	2015/06/02
17449	Daiwa Capital Mkt – SHK Ppt European Warrants Jun 2015 A	2015/05/26	2015/06/02
17216	Goldman Sachs SP (Asia) – Ch Comm Cons Euro Wts Jun 2015 A	2015/05/26	2015/06/02
16386	Goldman Sachs SP (Asia) – China Unicom Euro Wts Jun 2015 A	2015/05/26	2015/06/02
29992	Goldman Sachs SP (Asia) – Shimoa Ppt European Wts Jun 2015 A	2015/05/26	2015/06/02
17139	Goldman Sachs SP (Asia) –Tencent European Wt Jun 2015 A	2015/05/26	2015/06/02
16405	HK Bank – CNOOC European Warrants Jun 2015 A	2015/05/26	2015/06/02
19791	HK Bank – CSOP A50 ETF European Warrants Jun 2015 E	2015/05/26	2015/06/02
18382	HK Bank – Ping An European Warrants Jun 2015 C	2015/05/26	2015/06/02
15400	HK Bank – Tencent European Warrants Jun 2015 A	2015/05/26	2015/06/02
16939	J P Morgan SP BV – Biostime European Warrants Jun 2015 A	2015/05/26	2015/06/02
16052	J P Morgan SP BV – China Life European Warrants Jun 2015 B	2015/05/26	2015/06/02
18058	J P Morgan SP BV – China Life European Warrants Jun 2015 C	2015/05/26	2015/06/02
19242	J P Morgan SP BV – HKEx European Warrants Jun 2015 D	2015/05/26	2015/06/02
17746	J P Morgan SP BV – Ping An European Warrants Jun 2015 A	2015/05/26	2015/06/02
19142	J P Morgan SP BV – Tencent European Warrants Jun 2015 B	2015/05/26	2015/06/02
26350	SGA Societe Generale Acceptance N.V.-Shimoa Ppt Eu Wt Jun15A	2015/05/26	2015/06/02
18459	Standard Chartered Bank – Ch Comm Cons Eur Wts Jun 2015 B	2015/05/26	2015/06/02
29801	Standard Chartered Bank – Chi Res Land European Wts Jun15A	2015/05/26	2015/06/02
27673	Standard Chartered Bank – China Gas Hold European Wts Jun15A	2015/05/26	2015/06/02
17258	Standard Chartered Bank – CSOP A50 ETF Euro Wts Jun 2015 C	2015/05/26	2015/06/02
16912	Standard Chartered Bank – Foxconn European Wts Jun 2015 A	2015/05/26	2015/06/02
29353	Standard Chartered Bank – Hutchison Euro Put Wt Jun 2015 A	2015/05/26	2015/06/02
14782	Standard Chartered Bank – Link REIT European Wts Jun 2015 A	2015/05/26	2015/06/02
17172	Standard Chartered Bank – Tencent Hldg Euro Wts Jun 2015 A	2015/05/26	2015/06/02
16975	Standard Chartered Bank – Tracker Fund Euro Wts Jun 2015 A	2015/05/26	2015/06/02
17719	UBS AG – HKEx European Warrants Jun 2015 E	2015/05/26	2015/06/02
11008	BNP Paribas Arbit Issu B.V. – China Life Euro Wts Jun 2015 A	2015/05/27	2015/06/03
16900	BNP Paribas Arbit Issu B.V. – Chsouthcity Euro Wts Jun 2015A	2015/05/27	2015/06/03
14053	BNP Paribas Arbit Issu B.V. – Hang Lung Ppt Eu Wt Jun 2015 A	2015/05/27	2015/06/03
15983	BNP Paribas Arbit Issu B.V. – HLand Dev Euro Wts Jun 2015 A	2015/05/27	2015/06/03
17501	BNP Paribas Arbit Issu B.V. – HSBC European Wts Jun 2015 A	2015/05/27	2015/06/03
25245	BNP Paribas Arbit Issu B.V. – Minsheng Bk Euro Wt Jun 2015 A	2015/05/27	2015/06/03
29658	BNP Paribas Arbit Issu B.V. – SHK Ppt Eu Put Wts Jun 2015 B	2015/05/27	2015/06/03
29655	BNP Paribas Arbit Issu B.V. –SHK Ppt Euro Wts Jun 2015 A	2015/05/27	2015/06/03
16957	BNP Paribas Arbit Issu B.V. –Tencent Hldgs Eu Wt Jun 2015 A	2015/05/27	2015/06/03
18527	Credit Suisse AG – Ch Comm Cons European Warrants Jun 2015 A	2015/05/27	2015/06/03
17750	HK Bank – A50 China European Warrants Jun 2015 A	2015/05/27	2015/06/03
17749	HK Bank – CSOP A50 ETF European Warrants Jun 2015 A	2015/05/27	2015/06/03
16189	J P Morgan SP BV – MGM China European Warrants Jun 2015 A	2015/05/27	2015/06/03
17522	J P Morgan SP BV – A50 China European Warrants Jun 2015 A	2015/05/27	2015/06/03
18148	J P Morgan SP BV – China Shenhua European Wts Jun 2015 A	2015/05/27	2015/06/03
17311	J P Morgan SP BV – China Vanke European Put Warrants Jun15 A	2015/05/27	2015/06/03
17427	J P Morgan SP BV – Chinares Cement Euro Warrants Jun 2015 A	2015/05/27	2015/06/03
17410	J P Morgan SP BV – GCL-Poly European Warrants Jun 2015 A	2015/05/27	2015/06/03
29192	J P Morgan SP BV – Haier Elec European Warrants Jun 2015 A	2015/05/27	2015/06/03
18086	J P Morgan SP BV – HKEx European Warrants Jun 2015 C	2015/05/27	2015/06/03
16795	J P Morgan SP BV – HSBC European Warrants Jun 2015 A	2015/05/27	2015/06/03
29171	J P Morgan SP BV – PICC Group European Warrants Jun 2015 A	2015/05/27	2015/06/03
29191	J P Morgan SP BV – Sunny Optical European Warrants Jun 2015A	2015/05/27	2015/06/03
23193	Macquarie Bank Ltd. – Air China European Warrants Jun 2015 A	2015/05/27	2015/06/03
19377	Macquarie Bank Ltd. – CC Bank European Warrants Jun 2015 A	2015/05/27	2015/06/03
16583	Macquarie Bank Ltd. – Ch Comm Cons European Wts Jun 2015 A	2015/05/27	2015/06/03
17757	Macquarie Bank Ltd. – Ch Comm Cons European Wts Jun 2015 B	2015/05/27	2015/06/03
17789	Macquarie Bank Ltd. – China Life European Wts Jun 2015 A	2015/05/27	2015/06/03
18317	Macquarie Bank Ltd. – China Life European Wts Jun 2015 B	2015/05/27	2015/06/03
17803	Macquarie Bank Ltd. – China Mobile European Wts Jun 2015 A	2015/05/27	2015/06/03
13240	Macquarie Bank Ltd. – China Shenhua European Wts Jun 2015 A	2015/05/27	2015/06/03
14790	Macquarie Bank Ltd. – CM Bank European Warrants Jun 2015 A	2015/05/27	2015/06/03
17301	Macquarie Bank Ltd. – CRCC European Warrants Jun 2015 A	2015/05/27	2015/06/03
17459	Macquarie Bank Ltd. – Foxconn European Warrants Jun 2015 A	2015/05/27	2015/06/03
23129	Macquarie Bank Ltd. – GAC European Wts Jun 2015 A	2015/05/27	2015/06/03
12997	Macquarie Bank Ltd. – HK Gas European Warrants Jun 2015 A	2015/05/27	2015/06/03
17253	Macquarie Bank Ltd. – HKEx European Warrants Jun 2015 A	2015/05/27	2015/06/03
17800	Macquarie Bank Ltd. – Lenovo European Warrants Jun 2015 A	2015/05/27	2015/06/03
13825	Macquarie Bank Ltd. – Lumena Newmat European Wts Jun 2015 A	2015/05/27	2015/06/03
22685	Macquarie Bank Ltd. – Minsheng Bank European Wts Jun 2015 A	2015/05/27	2015/06/03
17127	Macquarie Bank Ltd. – PetroChina European Wts Jun 2015 A	2015/05/27	2015/06/03
17677	Macquarie Bank Ltd. – PetroChina European Wts Jun 2015 B	2015/05/27	2015/06/03
13999	Macquarie Bank Ltd. – Sinopec Seg European Wts Jun 2015 A	2015/05/27	2015/06/03
17219	Macquarie Bank Ltd. – Stanchart European Warrants Jun 2015 A	2015/05/27	2015/06/03
17578	Macquarie Bank Ltd. – Tencent European Put Wts Jun 2015 A	2015/05/27	2015/06/03
17762	Macquarie Bank Ltd. – Tencent European Warrants Jun 2015 B	2015/05/27	2015/06/03
17763	Macquarie Bank Ltd. – Tencent European Warrants Jun 2015 C	2015/05/27	2015/06/03
17790	Macquarie Bank Ltd. – Tencent European Warrants Jun 2015 D	2015/05/27	2015/06/03
17433	Macquarie Bank Ltd. – Yanzhou Coal European Wts Jun 2015 A	2015/05/27	2015/06/03
17478	Macquarie Bank Ltd. –GCL-Poly Energy European Wts Jun 2015 A	2015/05/27	2015/06/03
17318	Standard Chartered Bank – HSBC European Warrants Jun 2015 B	2015/05/27	2015/06/03
18090	Standard Chartered Bank-China Life European Wts Jun 2015 C	2015/05/27	2015/06/03
17848	Credit Suisse AG – ICBC European Put Warrants Jun 2015 A	2015/05/28	2015/06/04

List of expired derivative warrants, 2015 (continued)

Code	Warrant	Last trading date	Delisted date
17860	J P Morgan SP BV – CSOP A50 ETF European Warrants Jun 2015 A	2015/05/28	2015/06/04
19244	J P Morgan SP BV – HSBC European Warrants Jun 2015 C	2015/05/28	2015/06/04
17609	J P Morgan SP BV – Sinopec Corp European Warrants Jun 2015 A	2015/05/28	2015/06/04
14820	Macquarie Bank Ltd. – Yuexiu Property Euro Wts Jun 2015 A	2015/05/28	2015/06/04
17195	SGA Societe Generale Acceptance N.V. – BOCOM Eu Wt Jun 2015A	2015/05/28	2015/06/04
18323	SGA Societe Generale Acceptance N.V. – CCB Eur Wt Jun 2015 A	2015/05/28	2015/06/04
17838	SGA Societe Generale Acceptance N.V. – CKH Eur Wt Jun 2015 A	2015/05/28	2015/06/04
15052	SGA Societe Generale Acceptance N.V. – CMB Eu Wts Jun 2015 A	2015/05/28	2015/06/04
17622	SGA Societe Generale Acceptance N.V. – CP&CC Eu Wt Jun 2015A	2015/05/28	2015/06/04
17329	SGA Societe Generale Acceptance N.V. – CRail Eu Wt Jun 2015A	2015/05/28	2015/06/04
16162	SGA Societe Generale Acceptance N.V. – CTel Eu Wt Jun 2015 A	2015/05/28	2015/06/04
17584	SGA Societe Generale Acceptance N.V. – HKEx Eu Wt Jun 2015 A	2015/05/28	2015/06/04
17683	SGA Societe Generale Acceptance N.V. – HKEx Eu Wt Jun 2015 B	2015/05/28	2015/06/04
17798	SGA Societe Generale Acceptance N.V. – HKEx Eu Wt Jun 2015 C	2015/05/28	2015/06/04
18562	SGA Societe Generale Acceptance N.V. – HSBC Eu Wt Jun 2015 B	2015/05/28	2015/06/04
27655	SGA Societe Generale Acceptance N.V. – Petch Eu Wt Jun 2015A	2015/05/28	2015/06/04
29831	SGA Societe Generale Acceptance N.V. – PICC Eu Wts Jun 2015A	2015/05/28	2015/06/04
17796	SGA Societe Generale Acceptance N.V.- A50 Ch Eu Wt Jun 2015A	2015/05/28	2015/06/04
18367	SGA Societe Generale Acceptance N.V.- A50 Ch Eu Wt Jun 2015B	2015/05/28	2015/06/04
17328	SGA Societe Generale Acceptance N.V. -CCCL Eu Wt Jun 2015 A	2015/05/28	2015/06/04
29210	SGA Societe Generale Acceptance N.V. -CITIC Sec Eu Wt Jun15A	2015/05/28	2015/06/04
15876	SGA Societe Generale Acceptance N.V. -CITIC Sec Eu Wt Jun15B	2015/05/28	2015/06/04
29241	SGA Societe Generale Acceptance N.V. -CLife Eu Wt Jun 2015 A	2015/05/28	2015/06/04
22695	SGA Societe Generale Acceptance N.V. -CLife Eu Wt Jun 2015 B	2015/05/28	2015/06/04
18044	SGA Societe Generale Acceptance N.V. -CLife Eu Wt Jun 2015 C	2015/05/28	2015/06/04
17542	SGA Societe Generale Acceptance N.V. -Greatwall Eu Wt Jun15A	2015/05/28	2015/06/04
17178	SGA Societe Generale Acceptance N.V. -HSBC Eu Put Wt Jun15 A	2015/05/28	2015/06/04
29830	SGA Societe Generale Acceptance N.V. -MGM China Eu Wt Jun15A	2015/05/28	2015/06/04
17398	SGA Societe Generale Acceptance N.V. -MGM China Eu Wt Jun15B	2015/05/28	2015/06/04
17197	SGA Societe Generale Acceptance N.V. -Ping An Eu Wt Jun 15 A	2015/05/28	2015/06/04
17716	SGA Societe Generale Acceptance N.V. -Ping An Eu Wt Jun 15 B	2015/05/28	2015/06/04
17799	SGA Societe Generale Acceptance N.V. -Ping An Eu Wt Jun 15 C	2015/05/28	2015/06/04
18325	SGA Societe Generale Acceptance N.V. -Ping An Eu Wt Jun 15 D	2015/05/28	2015/06/04
14471	SGA Societe Generale Acceptance N.V. -Shenhua Eu Wt Jun 15 A	2015/05/28	2015/06/04
16417	SGA Societe Generale Acceptance N.V. -Tencent Eu Wt Jun 15 A	2015/05/28	2015/06/04
16999	SGA Societe Generale Acceptance N.V.-Ch Mengniu Eu Wt Jun15A	2015/05/28	2015/06/04
17330	SGA Societe Generale Acceptance N.V.-Ch Vanke Eu Wts Jun15A	2015/05/28	2015/06/04
17765	SGA Societe Generale Acceptance N.V.-Galaxy Ent Eu Wt Jun15B	2015/05/28	2015/06/04
17327	SGA Societe Generale Acceptance N.V.-Galaxy Eu Put Wt Jun15A	2015/05/28	2015/06/04
27695	SGA Societe Generale Acceptance N.V.-Ch Gas Hold Eu Wt Jun15A	2015/05/28	2015/06/04
15153	SGA Societe Generale Acceptance N.V.-Chi COSCO Eu Wt Jun 15 A	2015/05/28	2015/06/04
17332	SGA Societe Generale Acceptance N.V.-Sands China Eu Wt Jun15A	2015/05/28	2015/06/04
18417	SGA Societe Generale Acceptance NV-CSOP A50 ETF Eu Wt Jun15B	2015/05/28	2015/06/04
27582	SGA Societe Generale Acceptance NV-Minsheng Bk Eu Wt Jun15 A	2015/05/28	2015/06/04
17764	SGA Societe Generale Acceptance NV-Minsheng Bk Eu Wt Jun15 B	2015/05/28	2015/06/04
17826	Standard Chartered Bank – AIA European Put Wts Jun 2015 B	2015/05/28	2015/06/04
17096	Standard Chartered Bank – Kingsoft Euro Put Wts Jun 2015 A	2015/05/28	2015/06/04
18565	UBS AG – HSBC European Warrants Jun 2015 A	2015/05/28	2015/06/04
18724	Credit Suisse AG – Ping An European Put Warrants Jun 2015 E	2015/05/29	2015/06/05
19790	HK Bank – A50 China European Warrants Jun 2015 E	2015/05/29	2015/06/05
24959	HK Bank – Minsheng Bank European Warrants Jun 2015 A	2015/05/29	2015/06/05
17873	HK Bank – Ping An European Put Warrants Jun 2015 A	2015/05/29	2015/06/05
19700	J P Morgan SP BV – CSOP A50 ETF European Warrants Jun 2015 B	2015/05/29	2015/06/05
18714	J P Morgan SP BV – Ping An European Put Warrants Jun 2015 C	2015/05/29	2015/06/05
18758	J P Morgan SP BV – Ping An European Warrants Jun 2015 D	2015/05/29	2015/06/05
14751	Macquarie Bank Ltd. – Shimao Ppt European Wts Jun 2015 A	2015/05/29	2015/06/05
16097	Standard Chartered Bank – Ch Comm Cons Eur Wts Jun 2015 A	2015/05/29	2015/06/05
18839	UBS AG – Ping An European Put Warrants Jun 2015 D	2015/05/29	2015/06/05
19304	Goldman Sachs SP (Asia) – China Mobile Euro Wts Jun 2015 C	2015/06/01	2015/06/08
29356	Standard Chartered Bank – China Overseas Euro Wt Jun 2015 A	2015/06/01	2015/06/08
29798	Standard Chartered Bank – HKEx European Warrants Jun 2015 B	2015/06/01	2015/06/08
16976	Standard Chartered Bank – Tracker Fund Eu Put Wt Jun 2015 B	2015/06/01	2015/06/08
16559	UBS AG – China Life European Warrants Jun 2015 A	2015/06/01	2015/06/08
18026	Credit Suisse AG – CC Bank European Warrants Jun 2015 A	2015/06/02	2015/06/09
18334	Credit Suisse AG – PetroChina European Warrants Jun 2015 B	2015/06/02	2015/06/09
18025	Credit Suisse AG – Ping An European Put Warrants Jun 2015 C	2015/06/02	2015/06/09
17945	Credit Suisse AG – Ping An European Warrants Jun 2015 A	2015/06/02	2015/06/09
18023	Credit Suisse AG – Ping An European Warrants Jun 2015 B	2015/06/02	2015/06/09
19171	Credit Suisse AG – Tencent Holdings European Wts Jun 2015 C	2015/06/02	2015/06/09
15845	Daiwa Capital Mkt – China Unicom European Warrants Jun 2015A	2015/06/02	2015/06/09
16903	Daiwa Capital Mkt – PetroChina European Put Wts Jun 2015 A	2015/06/02	2015/06/09
17919	Daiwa Capital Mkt – Ping An European Warrants Jun 2015 B	2015/06/02	2015/06/09
17450	Daiwa Capital Mkt – Tencent Holdings European Wts Jun 2015 A	2015/06/02	2015/06/09
19370	HK Bank – CSOP A50 ETF European Warrants Jun 2015 D	2015/06/02	2015/06/09
18763	J P Morgan SP BV – CC Bank Euro Put Wts Jun 2015 A	2015/06/02	2015/06/09
17955	J P Morgan SP BV – CKH European Warrants Jun 2015 A	2015/06/02	2015/06/09
17958	J P Morgan SP BV – Ping An European Put Warrants Jun 2015 B	2015/06/02	2015/06/09
28840	J P Morgan SP BV – Tencent European Warrants Jun 2015 A	2015/06/02	2015/06/09
19241	J P Morgan SP BV – Tencent European Warrants Jun 2015 C	2015/06/02	2015/06/09
17194	Macquarie Bank Ltd. – Biostime European Warrants Jun 2015 A	2015/06/02	2015/06/09
19558	SGA Societe Generale Acceptance N.V. -Tencent Eu Wt Jun 15 B	2015/06/02	2015/06/09
19517	Standard Chartered Bank – HSBC European Warrants Jun 2015 D	2015/06/02	2015/06/09
17968	Standard Chartered Bank – Ping An Euro Put Wts Jun 2015 A	2015/06/02	2015/06/09
17604	Standard Chartered Bank – Tencent Hldg Euro Wts Jun 2015 B	2015/06/02	2015/06/09
18007	UBS AG – A50 China European Warrants Jun 2015 A	2015/06/02	2015/06/09
18006	UBS AG – CKH European Warrants Jun 2015 A	2015/06/02	2015/06/09
18009	UBS AG – CSOP A50 ETF European Warrants Jun 2015 B	2015/06/02	2015/06/09

List of expired derivative warrants, 2015 (continued)

Code	Warrant	Last trading date	Delisted date
17835	UBS AG – Ping An European Put Warrants Jun 2015 B	2015/06/02	2015/06/09
17780	UBS AG – Ping An European Warrants Jun 2015 A	2015/06/02	2015/06/09
18012	UBS AG – Ping An European Warrants Jun 2015 C	2015/06/02	2015/06/09
17925	UBS AG – Tencent Holdings European Warrants Jun 2015 B	2015/06/02	2015/06/09
18068	Daiwa Capital Mkt – PetroChina European Warrants Jun 2015 B	2015/06/03	2015/06/10
18055	HK Bank – China Life European Warrants Jun 2015 D	2015/06/03	2015/06/10
17668	HK Bank – Tencent European Warrants Jun 2015 B	2015/06/03	2015/06/10
19534	J P Morgan SP BV – China Mob European Wts Jun 2015 C	2015/06/03	2015/06/10
17977	Macquarie Bank Ltd. – CGS European Warrants Jun 2015 A	2015/06/03	2015/06/10
17460	Macquarie Bank Ltd. – AAC Acoustic European Wts Jun 2015 A	2015/06/03	2015/06/10
17712	Standard Chartered Bank – Geely Auto European Wts Jun 2015 A	2015/06/03	2015/06/10
17517	Bank of East Asia – Minsheng Bank European Warrants Jun 15 A	2015/06/04	2015/06/11
18112	Daiwa Capital Mkt – CKH European Put Wts Jun 2015 A	2015/06/04	2015/06/11
18111	Daiwa Capital Mkt – HSBC European Warrants Jun 2015 A	2015/06/04	2015/06/11
18113	Daiwa Capital Mkt – Ping An European Warrants Jun 2015 C	2015/06/04	2015/06/11
17973	Goldman Sachs SP (Asia) – CC Bank European Wts Jun 2015 A	2015/06/04	2015/06/11
16064	HK Bank – China Life European Warrants Jun 2015 B	2015/06/04	2015/06/11
18106	HK Bank – Ping An European Warrants Jun 2015 B	2015/06/04	2015/06/11
19530	J P Morgan SP BV – China Mob European Wts Jun 2015 B	2015/06/04	2015/06/11
18091	Standard Chartered Bank – CSOP A50 ETF Euro Wts Jun 2015 E	2015/06/04	2015/06/11
18089	Standard Chartered Bank – Ping An European Wts Jun 2015 B	2015/06/04	2015/06/11
14948	Standard Chartered Bank-China Life European Wts Jun 2015 A	2015/06/04	2015/06/11
18198	Credit Suisse AG – A50 China European Warrants Jun 2015 A	2015/06/05	2015/06/12
18199	Credit Suisse AG – Angang Steel European Warrants Jun 2015 A	2015/06/05	2015/06/12
18208	Credit Suisse AG – CC Bank European Warrants Jun 2015 B	2015/06/05	2015/06/12
18210	Credit Suisse AG – China Mobile European Warrants Jun 2015 A	2015/06/05	2015/06/12
18197	Credit Suisse AG – CSOP A50 ETF European Warrants Jun 2015 B	2015/06/05	2015/06/12
18202	Credit Suisse AG – Ping An European Warrants Jun 2015 D	2015/06/05	2015/06/12
18159	Standard Chartered Bank – Ping An Euro Put Wts Jun 2015 C	2015/06/05	2015/06/12
10310	BNP Paribas Arbit Issu B.V. – Nikkei 225 Eu Put Wt Jun 2015B	2015/06/08	2015/06/15
10309	BNP Paribas Arbit Issu B.V. – Nikkei 225 Index Eu Wt Jun 15 A	2015/06/08	2015/06/15
17814	BOCI Asia Ltd. – Ping An European Put Warrants Jun 2015 A	2015/06/08	2015/06/15
16014	Daiwa Capital Mkt – China Life European Warrants Jun 2015 A	2015/06/08	2015/06/15
10314	Daiwa Capital Mkt – Nikkei 225 Index Euro Put Wts Jun 2015 B	2015/06/08	2015/06/15
10312	Daiwa Capital Mkt – Nikkei 225 Index European Wts Jun 2015 A	2015/06/08	2015/06/15
13764	J P Morgan SP BV – China Gas Hold European Wts Jun 2015 A	2015/06/08	2015/06/15
10325	SGA Societe Generale Acceptance NV-N225 Eu Put Wt Jun 2015 B	2015/06/08	2015/06/15
10323	SGA Societe Generale Acceptance NV-Nikkei 225 Eu Wt Jun 15 A	2015/06/08	2015/06/15
10326	SGA Societe Generale Acceptance NV-Nikkei 225 Eu Wt Jun 15 C	2015/06/08	2015/06/15
10321	UBS AG – Nikkei 225 European Put Warrants Jun 2015 C	2015/06/08	2015/06/15
10318	UBS AG – Nikkei 225 European Warrants Jun 2015 A	2015/06/08	2015/06/15
10320	UBS AG – Nikkei 225 European Warrants Jun 2015 B	2015/06/08	2015/06/15
17184	BOCI Asia Ltd. – Kingsoft European Warrants Jun 2015 A	2015/06/09	2015/06/16
18031	BOCI Asia Ltd. – Ping An European Warrants Jun 2015 B	2015/06/09	2015/06/16
17534	BOCI Asia Ltd. – Tencent Holdings European Wts Jun 2015 B	2015/06/09	2015/06/16
18337	Credit Suisse AG – CC Bank European Put Warrants Jun 2015 C	2015/06/09	2015/06/16
18335	Credit Suisse AG – Sinopec Corp European Warrants Jun 2015 B	2015/06/09	2015/06/16
18229	Daiwa Capital Mkt – CCB European Warrants Jun 2015 A	2015/06/09	2015/06/16
17573	Goldman Sachs SP (Asia) –Tencent European Wt Jun 2015 B	2015/06/09	2015/06/16
17611	J P Morgan SP BV – NCI European Warrants Jun 2015 A	2015/06/09	2015/06/16
16239	Standard Chartered Bank – GCL-Poly Energy Eur Wts Jun 2015 A	2015/06/09	2015/06/16
18268	UBS AG – A50 China European Warrants Jun 2015 B	2015/06/09	2015/06/16
17626	UBS AG – China Railway European Warrants Jun 2015 A	2015/06/09	2015/06/16
17627	UBS AG – CKH European Warrants Jun 2015 B	2015/06/09	2015/06/16
18269	UBS AG – CSOP A50 ETF European Warrants Jun 2015 C	2015/06/09	2015/06/16
17628	UBS AG – PetroChina European Warrants Jun 2015 A	2015/06/09	2015/06/16
17907	UBS AG – PetroChina European Warrants Jun 2015 B	2015/06/09	2015/06/16
12576	UBS AG – Tencent Holdings European Warrants Jun 2015 A	2015/06/09	2015/06/16
17255	Macquarie Bank Ltd. – Chinas Cement European Wt Jun 2015 A	2015/06/10	2015/06/17
17220	Macquarie Bank Ltd. – Hanergy TFP European Warrants Jun 15 A	2015/06/10	2015/06/17
17302	Macquarie Bank Ltd. – Kingdee Intl European Warrants Jun15 A	2015/06/10	2015/06/17
18365	Standard Chartered Bank – Tencent Hldg Eu Put Wts Jun 2015 C	2015/06/10	2015/06/17
18410	Credit Suisse AG – PetroChina European Warrants Jun 2015 C	2015/06/11	2015/06/18
27202	Goldman Sachs SP (Asia) – China Shenhua Euro Wts Jun 2015 A	2015/06/11	2015/06/18
18383	HK Bank – Ping An European Put Warrants Jun 2015 D	2015/06/11	2015/06/18
12225	Bank of East Asia – CM Bank European Warrants Jun 2015 B	2015/06/12	2015/06/19
16884	Credit Suisse AG – TCL Comm European Warrants Jun 2015 A	2015/06/12	2015/06/19
23923	Nomura Int'l plc – SMIC European Warrants Jun 2015 A	2015/06/12	2015/06/19
16090	Nomura Int'l plc – TCL Comm European Warrants Jun 2015 A	2015/06/12	2015/06/19
10299	BNP Paribas Arbit Issu B.V. – EUR/USD Euro Put Wt Jun 2015 B	2015/06/15	2015/06/22
10298	BNP Paribas Arbit Issu B.V. – EUR/USD Euro Wts Jun 2015 A	2015/06/15	2015/06/22
10301	BNP Paribas Arbit Issu B.V. – USD/YEN Eur Put Wts Jun 2015 B	2015/06/15	2015/06/22
10300	BNP Paribas Arbit Issu B.V. – USD/YEN Euro Wts Jun 2015 A	2015/06/15	2015/06/22
10303	BNP Paribas Arbit Issu B.V. – AUD/USD Euro Put Wts Jun 2015 B	2015/06/15	2015/06/22
10302	BNP Paribas Arbit Issu B.V. –AUD/USD European Wts Jun 2015 A	2015/06/15	2015/06/22
25678	Standard Chartered Bank – CITIC Sec European Wts Jun 2015 A	2015/06/15	2015/06/22
14705	Standard Chartered Bank – HSBC European Put Wts Jun 2015 A	2015/06/15	2015/06/22
16322	Standard Chartered Bank-China Life European Wts Jun 2015 B	2015/06/15	2015/06/22
15030	CC Rabobank B.A. – Ch Mobile European Warrants Jun 2015	2015/06/16	2015/06/23
16997	Citigroup Global Mkt H Inc. – CNOOC European Wts Oct 2016 A	2015/06/22	2015/06/23
17649	Credit Suisse – Shanghai Electric European Warrants Jun 15 A	2015/06/16	2015/06/23
13698	Credit Suisse AG – China Mobile European Warrants Jun 2015	2015/06/16	2015/06/23
18647	Credit Suisse AG – Kingsoft European Warrants Jun 2015 A	2015/06/16	2015/06/23
18548	Credit Suisse AG – Sands China European Warrants Jun 2015 A	2015/06/16	2015/06/23
18557	Credit Suisse AG – Sinopec Corp European Warrants Jun 2015 C	2015/06/16	2015/06/23
16774	HK Bank – China Mobile European Warrants Jun 2015	2015/06/16	2015/06/23
16575	HK Bank – SJM Holdings European Warrants Jun 2015 B	2015/06/16	2015/06/23

List of expired derivative warrants, 2015 (continued)

Code	Warrant	Last trading date	Delisted date
13984	J P Morgan SP BV – China Mob European Wts Jun 2015	2015/06/16	2015/06/23
28695	Nomura Int'l plc – A50 China European Warrants Jun 2015 A	2015/06/16	2015/06/23
15239	Nomura Int'l plc – China Mobile European Warrants Jun 2015	2015/06/16	2015/06/23
14362	SGA Societe Generale Acceptance N.V. -Ch Mob Eu Wt Jun 2015	2015/06/16	2015/06/23
16076	Standard Chartered Bank – AIA European Warrants Jun 2015 A	2015/06/16	2015/06/23
15017	Standard Chartered Bank – China Mobile Euro Wts Jun 2015	2015/06/16	2015/06/23
16426	Standard Chartered Bank – CNOOC European Put Wts Jun 2015 A	2015/06/16	2015/06/23
13716	Standard Chartered Bank – HKEx European Warrants Jun 2015 D	2015/06/16	2015/06/23
18484	UBS AG – China Railway European Warrants Jun 2015 B	2015/06/16	2015/06/23
16796	UBS AG – HKEx European Warrants Jun 2015 B	2015/06/16	2015/06/23
17566	UBS AG – HKEx European Warrants Jun 2015 C	2015/06/16	2015/06/23
17150	UBS AG – Kingsoft European Warrants Jun 2015 A	2015/06/16	2015/06/23
13548	UBS AG – Lenovo European Put Warrants Jun 2015 A	2015/06/16	2015/06/23
18483	UBS AG – Sinopec Corp European Warrants Jun 2015 A	2015/06/16	2015/06/23
16026	UBS AG – Wynn Macau European Warrants Jun 2015 A	2015/06/16	2015/06/23
12438	Credit Suisse AG – KECL European Warrants Jun 2015 A	2015/06/17	2015/06/24
25628	Credit Suisse AG – Lenovo European Warrants Jun 2015 A	2015/06/17	2015/06/24
16775	Goldman Sachs SP (Asia) – China Gas Hold Euro Wts Jun 2015A	2015/06/17	2015/06/24
12471	Goldman Sachs SP (Asia) – KECL European Warrants Jun 2015 A	2015/06/17	2015/06/24
16574	HK Bank – HKEx European Put Warrants Jun 2015 B	2015/06/17	2015/06/24
18511	HK Bank – Kingsoft European Warrants Jun 2015 A	2015/06/17	2015/06/24
16572	HK Bank – SFCE European Warrants Jun 2015 A	2015/06/17	2015/06/24
17986	Standard Chartered Bank – Sinopec Corp Euro Wts Jun 2015 A	2015/06/17	2015/06/24
18616	UBS AG – AIA European Warrants Jun 2015 A	2015/06/17	2015/06/24
19248	UBS AG – China Mobile European Warrants Jun 2015 A	2015/06/17	2015/06/24
14070	UBS AG – Galaxy Ent European Warrants Jun 2015 A	2015/06/17	2015/06/24
17593	UBS AG – HKEx European Put Warrants Jun 2015 D	2015/06/17	2015/06/24
28279	UBS AG – HKEx European Warrants Jun 2015 A	2015/06/17	2015/06/24
12667	UBS AG – KECL European Warrants Jun 2015 A	2015/06/17	2015/06/24
18620	UBS AG – Sands China European Warrants Jun 2015 A	2015/06/17	2015/06/24
11341	Bank of East Asia – PICC European Warrants Jun 2015 A	2015/06/18	2015/06/25
13012	BOCI Asia Ltd. – CSOP A50 ETF European Warrants Jun 2015 A	2015/06/18	2015/06/25
16394	Nomura Int'l plc – Fosun Intl European Warrants Jun 2015 A	2015/06/18	2015/06/25
14988	Standard Chartered Bank – China Shenhua Euro Wts Jun 2015 A	2015/06/18	2015/06/25
25472	UBS AG – CSOP A50 ETF European Warrants Jun 2015 A	2015/06/18	2015/06/25
14768	UBS AG – Fosun Intl European Warrants Jun 2015 A	2015/06/18	2015/06/25
17448	Daiwa Capital Mkt – CKH European Warrants Nov 2015 A	2015/06/25	2015/06/26
17544	Goldman Sachs SP (Asia) – AIA European Warrants Jun 2015 A	2015/06/19	2015/06/26
13957	Merrill Lynch Int'l & Co. C.V. – Ch Mobile Eur Wt Jun 2015	2015/06/19	2015/06/26
26664	Standard Chartered Bank – CSOP A50 ETF Euro Wts Jun 2015 A	2015/06/19	2015/06/26
17827	Standard Chartered Bank – NCI European Warrants Jun 2015 A	2015/06/19	2015/06/26
11760	UBS AG – Stanchart European Warrants Jun 2015 A	2015/06/19	2015/06/26
25262	Bank of East Asia – A50 China European Warrants Jun 2015 A	2015/06/22	2015/06/29
28809	Bank of East Asia – Belle European Warrants Jun 2015 A	2015/06/22	2015/06/29
28860	Bank of East Asia – Lenovo European Put Warrants Jun 2015 A	2015/06/22	2015/06/29
16647	Daiwa Capital Mkt – ICBC European Warrants Jun 2015 A	2015/06/22	2015/06/29
19303	J P Morgan SP BV – HS H-SHARE European Warrants Jun 2015 A	2015/06/22	2015/06/29
13552	Macquarie Bank Ltd. – China Gas Hold Euro Wts Jun 2015 A	2015/06/22	2015/06/29
17833	Standard Chartered Bank – A50 China Euro Warrants Jun 2015 B	2015/06/22	2015/06/29
18950	Standard Chartered Bank – A50 China Euro Warrants Jun 2015 C	2015/06/22	2015/06/29
17696	Standard Chartered Bank – Angang Steel European Wts Jun 15 A	2015/06/22	2015/06/29
17832	Standard Chartered Bank – CSOP A50 ETF Euro Wts Jun 2015 D	2015/06/22	2015/06/29
15915	Standard Chartered Bank – HKEx European Warrants Jun 2015 A	2015/06/22	2015/06/29
16585	Standard Chartered Bank – HS H-SHARE European Wts Jun 2015 A	2015/06/22	2015/06/29
24369	Standard Chartered Bank – Lenovo European Wts Jun 2015 A	2015/06/22	2015/06/29
17368	Standard Chartered Bank – Wharf European Warrants Jun 2015 A	2015/06/22	2015/06/29
17133	UBS AG – ICBC European Warrants Jun 2015 A	2015/06/22	2015/06/29
13237	Bank of East Asia – CM Bank European Put Warrants Jun 2015 A	2015/06/23	2015/06/30
25587	Bank of East Asia – CSOP A50 ETF European Wts Jun 2015 A	2015/06/23	2015/06/30
17673	BOCI Asia Ltd. – A50 China European Warrants Jun 2015 A	2015/06/23	2015/06/30
14628	BOCI Asia Ltd. – China Life European Warrants Jun 2015 A	2015/06/23	2015/06/30
18029	BOCI Asia Ltd. – CKH European Warrants Jun 2015 A	2015/06/23	2015/06/30
15271	BOCI Asia Ltd. – HKEx European Put Warrants Jun 2015 B	2015/06/23	2015/06/30
22147	BOCI Asia Ltd. – HKEx European Warrants Jun 2015 A	2015/06/23	2015/06/30
18164	BOCI Asia Ltd. – HSCEI European Put Warrants Jun 2015 A	2015/06/23	2015/06/30
14041	BOCI Asia Ltd. – Lenovo European Warrants Jun 2015 A	2015/06/23	2015/06/30
18220	BOCI Asia Ltd. – Minsheng Bank European Warrants Jun 2015 A	2015/06/23	2015/06/30
17671	BOCI Asia Ltd. – PetroChina European Warrants Jun 2015 A	2015/06/23	2015/06/30
18298	BOCI Asia Ltd. – Ping An European Put Warrants Jun 2015 C	2015/06/23	2015/06/30
18341	Credit Suisse AG – A50 China European Warrants Jun 2015 B	2015/06/23	2015/06/30
15579	Credit Suisse AG – AIA European Warrants Jun 2015 A	2015/06/23	2015/06/30
18550	Credit Suisse AG – AIA European Warrants Jun 2015 B	2015/06/23	2015/06/30
18880	Credit Suisse AG – AIA European Warrants Jun 2015 C	2015/06/23	2015/06/30
18121	Credit Suisse AG – BankComm European Warrants Jun 2015 A	2015/06/23	2015/06/30
18122	Credit Suisse AG – CEB Bank European Warrants Jun 2015 A	2015/06/23	2015/06/30
18125	Credit Suisse AG – China Coal European Warrants Jun 2015 A	2015/06/23	2015/06/30
29569	Credit Suisse AG – China EB Int'l European Wts Jun 2015 A	2015/06/23	2015/06/30
17038	Credit Suisse AG – China Shenhua European Wts Jun 2015 B	2015/06/23	2015/06/30
18552	Credit Suisse AG – China Tel European Warrants Jun 2015 A	2015/06/23	2015/06/30
17380	Credit Suisse AG – China Vanke European Warrants Jun 2015 A	2015/06/23	2015/06/30
18206	Credit Suisse AG – CITIC Bank European Warrants Jun 2015 A	2015/06/23	2015/06/30
18119	Credit Suisse AG – CM Bank European Warrants Jun 2015 A	2015/06/23	2015/06/30
25460	Credit Suisse AG – CSOP A50 ETF European Warrants Jun 2015 A	2015/06/23	2015/06/30
13770	Credit Suisse AG – Galaxy Ent European Warrants Jun 2015 A	2015/06/23	2015/06/30
18601	Credit Suisse AG – Galaxy Ent European Warrants Jun 2015 B	2015/06/23	2015/06/30
17568	Credit Suisse AG – HKEx European Put Warrants Jun 2015 D	2015/06/23	2015/06/30
12307	Credit Suisse AG – HKEx European Warrants Jun 2015 C	2015/06/23	2015/06/30

List of expired derivative warrants, 2015 (continued)

Code	Warrant	Last trading date	Delisted date
17644	Credit Suisse AG – HkEx European Warrants Jun 2015 E	2015/06/23	2015/06/30
17035	Credit Suisse AG – HSBC European Put Warrants Jun 2015 B	2015/06/23	2015/06/30
20241	Credit Suisse AG – HSCEI European Put Warrants Jun 2015 A	2015/06/23	2015/06/30
18405	Credit Suisse AG – HSI European Put Warrants Jun 2015 C	2015/06/23	2015/06/30
18591	Credit Suisse AG – HSI European Put Warrants Jun 2015 E	2015/06/23	2015/06/30
18592	Credit Suisse AG – HSI European Put Warrants Jun 2015 F	2015/06/23	2015/06/30
18799	Credit Suisse AG – HSI European Put Warrants Jun 2015 G	2015/06/23	2015/06/30
19499	Credit Suisse AG – HSI European Put Warrants Jun 2015 H	2015/06/23	2015/06/30
18390	Credit Suisse AG – HSI European Warrants Jun 2015 A	2015/06/23	2015/06/30
18392	Credit Suisse AG – HSI European Warrants Jun 2015 B	2015/06/23	2015/06/30
18590	Credit Suisse AG – HSI European Warrants Jun 2015 D	2015/06/23	2015/06/30
18120	Credit Suisse AG – Minsheng Bank European Wts Jun 2015 A	2015/06/23	2015/06/30
18204	Credit Suisse AG – PetroChina European Warrants Jun 2015 A	2015/06/23	2015/06/30
18602	Credit Suisse AG – Sands China European Warrants Jun 2015 B	2015/06/23	2015/06/30
18133	Credit Suisse AG – Sinopec Corp European Warrants Jun 2015 A	2015/06/23	2015/06/30
18123	Credit Suisse AG – Yanzhou Coal European Warrants Jun 2015 A	2015/06/23	2015/06/30
16223	Credit Suisse AG – ZTE European Warrants Jun 2015 A	2015/06/23	2015/06/30
29760	Goldman Sachs SP (Asia) – HkEx European Warrants Jun 2015 B	2015/06/23	2015/06/30
29758	Goldman Sachs SP (Asia) – HSBC European Warrants Jun 2015 A	2015/06/23	2015/06/30
19184	Goldman Sachs SP (Asia) – HSCEI European Put Wts Jun 2015 B	2015/06/23	2015/06/30
18831	Goldman Sachs SP (Asia) – HSCEI European Warrants Jun 2015 A	2015/06/23	2015/06/30
19353	Goldman Sachs SP (Asia) – HSI European Put Wts Jun 2015 A	2015/06/23	2015/06/30
19354	Goldman Sachs SP (Asia) – HSI European Put Wts Jun 2015 B	2015/06/23	2015/06/30
19576	Goldman Sachs SP (Asia) – HSI European Put Wts Jun 2015 C	2015/06/23	2015/06/30
19740	Goldman Sachs SP (Asia) – HSI European Warrants Jun 2015 D	2015/06/23	2015/06/30
20142	Goldman Sachs SP (Asia) – HSI European Warrants Jun 2015 E	2015/06/23	2015/06/30
17665	HK Bank – Ch Ship Cont European Warrants Jun 2015 A	2015/06/23	2015/06/30
18692	HK Bank – HSCEI European Put Warrants Jun 2015 B	2015/06/23	2015/06/30
18180	HK Bank – HSCEI European Warrants Jun 2015 A	2015/06/23	2015/06/30
18688	HK Bank – HSI European Put Warrants Jun 2015 D	2015/06/23	2015/06/30
18689	HK Bank – HSI European Put Warrants Jun 2015 E	2015/06/23	2015/06/30
19277	HK Bank – HSI European Put Warrants Jun 2015 H	2015/06/23	2015/06/30
19366	HK Bank – HSI European Put Warrants Jun 2015 I	2015/06/23	2015/06/30
19544	HK Bank – HSI European Put Warrants Jun 2015 J	2015/06/23	2015/06/30
16687	HK Bank – HSI European Warrants Jun 2015	2015/06/23	2015/06/30
29345	HK Bank – HSI European Warrants Jun 2015 A	2015/06/23	2015/06/30
16617	HK Bank – HSI European Warrants Jun 2015 B	2015/06/23	2015/06/30
18173	HK Bank – HSI European Warrants Jun 2015 C	2015/06/23	2015/06/30
18703	HK Bank – HSI European Warrants Jun 2015 F	2015/06/23	2015/06/30
19039	HK Bank – HSI European Warrants Jun 2015 G	2015/06/23	2015/06/30
15399	HK Bank – Lenovo European Warrants Jun 2015 A	2015/06/23	2015/06/30
15934	J P Morgan SP BV – AIA European Warrants Jun 2015 A	2015/06/23	2015/06/30
19807	J P Morgan SP BV – China Shenhua European Wts Jun 2015 B	2015/06/23	2015/06/30
18760	J P Morgan SP BV – HSCEI European Put Warrants Jun 2015 B	2015/06/23	2015/06/30
18212	J P Morgan SP BV – HSCEI European Wts Jun 2015 A	2015/06/23	2015/06/30
18128	J P Morgan SP BV – HSI European Put Warrants Jun 2015 C	2015/06/23	2015/06/30
18129	J P Morgan SP BV – HSI European Put Warrants Jun 2015 D	2015/06/23	2015/06/30
19492	J P Morgan SP BV – HSI European Put Warrants Jun 2015 F	2015/06/23	2015/06/30
19638	J P Morgan SP BV – HSI European Put Warrants Jun 2015 G	2015/06/23	2015/06/30
17102	J P Morgan SP BV – HSI European Warrants Jun 2015 A	2015/06/23	2015/06/30
17299	J P Morgan SP BV – HSI European Warrants Jun 2015 B	2015/06/23	2015/06/30
18347	J P Morgan SP BV – HSI European Warrants Jun 2015 E	2015/06/23	2015/06/30
15849	J P Morgan SP BV – Lenovo European Warrants Jun 2015 A	2015/06/23	2015/06/30
15734	Macquarie Bank Ltd. – Anta Sports European Wts Jun 2015 A	2015/06/23	2015/06/30
24621	Nomura Int'l plc – BBMG European Put Warrants Jun 2015 A	2015/06/23	2015/06/30
16873	Nomura Int'l plc – Ch Oilfield European Warrants Jun 2015 A	2015/06/23	2015/06/30
26018	Nomura Int'l plc – China Mobile European Warrants Jun 2015 A	2015/06/23	2015/06/30
29339	SGA Societe Generale Acceptance N.V. – HSI Eur Wt Jun 2015 A	2015/06/23	2015/06/30
15045	SGA Societe Generale Acceptance N.V. – HSI Eur Wt Jun 2015 B	2015/06/23	2015/06/30
17511	SGA Societe Generale Acceptance N.V. – HSI Eur Wt Jun 2015 D	2015/06/23	2015/06/30
18999	SGA Societe Generale Acceptance N.V. – HSI Eur Wt Jun 2015 F	2015/06/23	2015/06/30
17014	SGA Societe Generale Acceptance N.V. – Zoomlion Eu Wt Jun15A	2015/06/23	2015/06/30
16656	SGA Societe Generale Acceptance N.V. -HSI Eu Put Wt Jun 15 C	2015/06/23	2015/06/30
17512	SGA Societe Generale Acceptance N.V. -HSI Eu Put Wt Jun 15 E	2015/06/23	2015/06/30
16954	SGA Societe Generale Acceptance N.V.-ZTE Eu Wt Jun 2015 A	2015/06/23	2015/06/30
21567	SGA Societe Generale Acceptance NV-CSOP A50 ETF Eu Wt Jun15A	2015/06/23	2015/06/30
19069	Standard Chartered Bank – AIA European Warrants Jun 2015 C	2015/06/23	2015/06/30
28269	Standard Chartered Bank – China Railway Euro Wts Jun 2015 A	2015/06/23	2015/06/30
19219	Standard Chartered Bank – HSBC European Warrants Jun 2015 C	2015/06/23	2015/06/30
18161	Standard Chartered Bank – HSCEI European Put Wts Jun 2015 B	2015/06/23	2015/06/30
29848	Standard Chartered Bank – HSCEI European Warrants Jun 2015 A	2015/06/23	2015/06/30
18462	Standard Chartered Bank – HSCEI European Warrants Jun 2015 C	2015/06/23	2015/06/30
17831	Standard Chartered Bank – HSI European Put Wts Jun 2015 D	2015/06/23	2015/06/30
19061	Standard Chartered Bank – HSI European Put Wts Jun 2015 F	2015/06/23	2015/06/30
19431	Standard Chartered Bank – HSI European Put Wts Jun 2015 G	2015/06/23	2015/06/30
15840	Standard Chartered Bank – HSI European Warrants Jun 2015 A	2015/06/23	2015/06/30
17381	Standard Chartered Bank – HSI European Warrants Jun 2015 B	2015/06/23	2015/06/30
17382	Standard Chartered Bank – HSI European Warrants Jun 2015 C	2015/06/23	2015/06/30
18878	Standard Chartered Bank – HSI European Warrants Jun 2015 E	2015/06/23	2015/06/30
16200	Standard Chartered Bank – Wynn Macau European Wts Jun 2015 A	2015/06/23	2015/06/30
13466	UBS AG – China Mobile European Warrants Jun 2015	2015/06/23	2015/06/30
18481	UBS AG – CKH European Warrants Jun 2015 C	2015/06/23	2015/06/30
17561	UBS AG – HSCEI European Put Warrants Jun 2015 B	2015/06/23	2015/06/30
19415	UBS AG – HSCEI European Put Warrants Jun 2015 C	2015/06/23	2015/06/30
12311	UBS AG – HSCEI European Warrants Jun 2015 A	2015/06/23	2015/06/30
18618	UBS AG – HSI European Put Warrants Jun 2015 D	2015/06/23	2015/06/30
18619	UBS AG – HSI European Put Warrants Jun 2015 E	2015/06/23	2015/06/30

List of expired derivative warrants, 2015 (continued)

Code	Warrant	Last trading date	Delisted date
19333	UBS AG – HSI European Put Warrants Jun 2015 F	2015/06/23	2015/06/30
19573	UBS AG – HSI European Put Warrants Jun 2015 G	2015/06/23	2015/06/30
28889	UBS AG – HSI European Warrants Jun 2015 A	2015/06/23	2015/06/30
29999	UBS AG – HSI European Warrants Jun 2015 B	2015/06/23	2015/06/30
17175	UBS AG – HSI European Warrants Jun 2015 C	2015/06/23	2015/06/30
18429	UBS AG – Kingsoft European Warrants Jun 2015 B	2015/06/23	2015/06/30
19633	UBS AG – Sands China European Warrants Jun 2015 B	2015/06/23	2015/06/30
16332	UBS AG – SJM Holdings European Warrants Jun 2015 A	2015/06/23	2015/06/30
17273	UBS AG – SPDR Gold Trust European Warrants Jun 2015 A	2015/06/23	2015/06/30
19189	Bank of East Asia – China Life European Warrants Jun 2015 A	2015/06/24	2015/07/02
18744	Credit Suisse AG – CC Bank European Warrants Jun 2015 D	2015/06/24	2015/07/02
17852	Credit Suisse AG – China Life European Warrants Jun 2015 A	2015/06/24	2015/07/02
19223	Credit Suisse AG – China Mobile European Put Wts Jun 2015 C	2015/06/24	2015/07/02
18743	Credit Suisse AG – China Mobile European Warrants Jun 2015 B	2015/06/24	2015/07/02
18746	Credit Suisse AG – CSOP A50 ETF European Warrants Jun 2015 C	2015/06/24	2015/07/02
15714	Credit Suisse AG – HKEx European Warrants Jun 2015 A	2015/06/24	2015/07/02
19087	Credit Suisse AG – HSBC European Wts Jun 2015 C	2015/06/24	2015/07/02
18728	Credit Suisse AG – SHK Ppt European Put Warrants Jun 2015 A	2015/06/24	2015/07/02
18742	Credit Suisse AG – Tencent Holdings European Wts Jun 2015 B	2015/06/24	2015/07/02
27866	Goldman Sachs SP (Asia) – COSCO Pacific Euro Wts Jun 2015 A	2015/06/24	2015/07/02
17942	Goldman Sachs SP (Asia) – A50 China European Wts Jun 2015 A	2015/06/24	2015/07/02
18291	Goldman Sachs SP (Asia) – A50 China European Wts Jun 2015 B	2015/06/24	2015/07/02
18257	Goldman Sachs SP (Asia) – AIA European Warrants Jun 2015 B	2015/06/24	2015/07/02
18294	Goldman Sachs SP (Asia) – CAM CSI300 Euro Put Wts Jun 2015 A	2015/06/24	2015/07/02
18216	Goldman Sachs SP (Asia) – CC Bank European Wts Jun 2015 B	2015/06/24	2015/07/02
16889	Goldman Sachs SP (Asia) – Ch Overseas Euro Put Wt Jun 2015 B	2015/06/24	2015/07/02
29376	Goldman Sachs SP (Asia) – CHALCO European Wts Jun 2015 A	2015/06/24	2015/07/02
17979	Goldman Sachs SP (Asia) – China Cinda Euro Wts Jun 2015 A	2015/06/24	2015/07/02
15766	Goldman Sachs SP (Asia) – China Life Euro Wts Jun 2015 A	2015/06/24	2015/07/02
17431	Goldman Sachs SP (Asia) – China Mengniu Euro Wt Jun 2015 A	2015/06/24	2015/07/02
18256	Goldman Sachs SP (Asia) – China Mobile Euro Wts Jun 2015 A	2015/06/24	2015/07/02
18436	Goldman Sachs SP (Asia) – China Mobile Euro Wts Jun 2015 B	2015/06/24	2015/07/02
18435	Goldman Sachs SP (Asia) – China Tel European Wts Jun 2015 A	2015/06/24	2015/07/02
18015	Goldman Sachs SP (Asia) – CITIC Bank European Wts Jun 2015 A	2015/06/24	2015/07/02
17949	Goldman Sachs SP (Asia) – CKH European Wts Jun 2015 A	2015/06/24	2015/07/02
17959	Goldman Sachs SP (Asia) – CSOP A50 ETF Euro Wts Jun 2015 A	2015/06/24	2015/07/02
18288	Goldman Sachs SP (Asia) – CSOP A50 ETF Euro Wts Jun 2015 B	2015/06/24	2015/07/02
14187	Goldman Sachs SP (Asia) – Fosun Intl European Wts Jun15A	2015/06/24	2015/07/02
17316	Goldman Sachs SP (Asia) – Galaxy Ent Euro Put Wts Jun 2015 A	2015/06/24	2015/07/02
17948	Goldman Sachs SP (Asia) – Geely Auto European Wts Jun 2015 A	2015/06/24	2015/07/02
17635	Goldman Sachs SP (Asia) – Guangdong Inv European Wts Jun15 A	2015/06/24	2015/07/02
13874	Goldman Sachs SP (Asia) – HKEx European Put Wts Jun 2015 C	2015/06/24	2015/07/02
15995	Goldman Sachs SP (Asia) – HKEx European Warrants Jun 2015 A	2015/06/24	2015/07/02
18017	Goldman Sachs SP (Asia) – HSBC European Warrants Jun 2015 B	2015/06/24	2015/07/02
18932	Goldman Sachs SP (Asia) – HSBC European Warrants Jun 2015 C	2015/06/24	2015/07/02
18430	Goldman Sachs Sp (Asia) – ICBC European Warrants Jun 2015 A	2015/06/24	2015/07/02
17297	Goldman Sachs SP (Asia) – Kingdee Intl European Wts Jun15A	2015/06/24	2015/07/02
17165	Goldman Sachs SP (Asia) – Kingsoft European Wts Jun 2015 A	2015/06/24	2015/07/02
13270	Goldman Sachs SP (Asia) – Lenovo European Wts Jun 2015 A	2015/06/24	2015/07/02
18016	Goldman Sachs SP (Asia) – Li & Fung European Wts Jun 2015 A	2015/06/24	2015/07/02
17634	Goldman Sachs SP (Asia) – NCI European Warrants Jun 2015 A	2015/06/24	2015/07/02
17950	Goldman Sachs SP (Asia) – PetroChina European Wts Jun 2015 A	2015/06/24	2015/07/02
17970	Goldman Sachs SP (Asia) – Ping An European Wts Jun 2015 A	2015/06/24	2015/07/02
18261	Goldman Sachs SP (Asia) – Ping An European Wts Jun 2015 B	2015/06/24	2015/07/02
18262	Goldman Sachs SP (Asia) – Ping An European Wts Jun 2015 C	2015/06/24	2015/07/02
18259	Goldman Sachs SP (Asia) – Sands China Euro Wts Jun 2015 A	2015/06/24	2015/07/02
18260	Goldman Sachs SP (Asia) – Sands China Euro Wts Jun 2015 B	2015/06/24	2015/07/02
12253	Goldman Sachs SP (Asia) – SFCE European Wts Jun 2015A	2015/06/24	2015/07/02
29377	Goldman Sachs SP (Asia) – Sh Electric European Wts Jun 2015A	2015/06/24	2015/07/02
16540	Goldman Sachs SP (Asia) – Stanchart European Wts Jun 2015 A	2015/06/24	2015/07/02
13877	Goldman Sachs SP (Asia) –Ch Overseas European Wts Jun 2015 A	2015/06/24	2015/07/02
17658	Goldman Sachs SP (Asia) –China Agri European Warrants Jun15A	2015/06/24	2015/07/02
17962	HK Bank – A50 China European Warrants Jun 2015 B	2015/06/24	2015/07/02
19368	HK Bank – A50 China European Warrants Jun 2015 C	2015/06/24	2015/07/02
19400	HK Bank – A50 China European Warrants Jun 2015 D	2015/06/24	2015/07/02
17820	HK Bank – AIA European Warrants Jun 2015 A	2015/06/24	2015/07/02
18644	HK Bank – AIA European Warrants Jun 2015 B	2015/06/24	2015/07/02
17493	HK Bank – China COSCO European Warrants Jun 2015 A	2015/06/24	2015/07/02
11710	HK Bank – China Life European Warrants Jun 2015 A	2015/06/24	2015/07/02
17823	HK Bank – China Life European Warrants Jun 2015 C	2015/06/24	2015/07/02
18642	HK Bank – China Mobile European Warrants Jun 2015 A	2015/06/24	2015/07/02
19210	HK Bank – China Mobile European Warrants Jun 2015 B	2015/06/24	2015/07/02
13915	HK Bank – China Overseas European Warrants Jun 2015 A	2015/06/24	2015/07/02
18443	HK Bank – China Tel European Warrants Jun 2015 A	2015/06/24	2015/07/02
16608	HK Bank – China Unicom European Warrants Jun 2015 A	2015/06/24	2015/07/02
18446	HK Bank – CKH European Warrants Jun 2015 A	2015/06/24	2015/07/02
18307	HK Bank – CKH European Warrants Jun 2015 B	2015/06/24	2015/07/02
17961	HK Bank – CSOP A50 ETF European Warrants Jun 2015 B	2015/06/24	2015/07/02
18316	HK Bank – CSOP A50 ETF European Warrants Jun 2015 C	2015/06/24	2015/07/02
13302	HK Bank – Galaxy Ent European Warrants Jun 2015 A	2015/06/24	2015/07/02
17292	HK Bank – Galaxy Ent European Warrants Jun 2015 B	2015/06/24	2015/07/02
18170	HK Bank – Galaxy Ent European Warrants Jun 2015 C	2015/06/24	2015/07/02
18583	HK Bank – Galaxy Ent European Warrants Jun 2015 D	2015/06/24	2015/07/02
17080	HK Bank – GCL-Poly Energy European Warrants Jun 2015 A	2015/06/24	2015/07/02
17204	HK Bank – Geely Auto European Warrants Jun 2015 A	2015/06/24	2015/07/02
16557	HK Bank – HKEx European Warrants Jun 2015 A	2015/06/24	2015/07/02
11918	HK Bank – KECL European Warrants Jun 2015 A	2015/06/24	2015/07/02

List of expired derivative warrants, 2015 (continued)

Code	Warrant	Last trading date	Delisted date
15850	HK Bank – MGM China European Warrants Jun 2015 A	2015/06/24	2015/07/02
17581	HK Bank – PetroChina European Warrants Jun 2015 A	2015/06/24	2015/07/02
18581	HK Bank – PetroChina European Warrants Jun 2015 B	2015/06/24	2015/07/02
17051	HK Bank – Sands China European Warrants Jun 2015 A	2015/06/24	2015/07/02
17294	HK Bank – Sands China European Warrants Jun 2015 B	2015/06/24	2015/07/02
18171	HK Bank – Sands China European Warrants Jun 2015 C	2015/06/24	2015/07/02
18584	HK Bank – Sands China European Warrants Jun 2015 D	2015/06/24	2015/07/02
17632	HK Bank – Sinopec Corp European Warrants Jun 2015 A	2015/06/24	2015/07/02
18580	HK Bank – Sinopec Corp European Warrants Jun 2015 B	2015/06/24	2015/07/02
15864	HK Bank – SJM Holdings European Warrants Jun 2015 A	2015/06/24	2015/07/02
11912	HK Bank – Stanchart European Warrants Jun 2015 A	2015/06/24	2015/07/02
16980	HK Bank – Wharf European Warrants Jun 2015 A	2015/06/24	2015/07/02
18385	HK Bank – Yanzhou Coal European Warrants Jun 2015 A	2015/06/24	2015/07/02
18478	HK Bank – Yanzhou Coal European Warrants Jun 2015 B	2015/06/24	2015/07/02
16408	HK Bank – ZTE European Warrants Jun 2015 A	2015/06/24	2015/07/02
18643	HK Bank -BYD European Warrants Jun 2015 A	2015/06/24	2015/07/02
17523	J P Morgan SP BV – Avichina European Warrants Jun 2015 A	2015/06/24	2015/07/02
14714	J P Morgan SP BV – China Life European Warrants Jun 2015 A	2015/06/24	2015/07/02
19201	J P Morgan SP BV – China Mob European Wts Jun 2015 A	2015/06/24	2015/07/02
19433	J P Morgan SP BV – China Railway European Wts Jun 2015 A	2015/06/24	2015/07/02
16964	J P Morgan SP BV – CITIC Bank European Warrants Jun 2015 A	2015/06/24	2015/07/02
14715	J P Morgan SP BV – HKEx European Put Wts Jun 2015 B	2015/06/24	2015/07/02
25735	J P Morgan SP BV – HKEx European Warrants Jun 2015 A	2015/06/24	2015/07/02
19138	J P Morgan SP BV – HSBC European Warrants Jun 2015 B	2015/06/24	2015/07/02
17610	J P Morgan SP BV – PetroChina European Warrants Jun 2015 A	2015/06/24	2015/07/02
17428	J P Morgan SP BV – Xinyi Glass European Warrants Jun 2015 A	2015/06/24	2015/07/02
17576	J P Morgan SP BV – Yanzhou Coal European Warrants Jun 2015 A	2015/06/24	2015/07/02
16139	J P Morgan SP BV – ZTE European Warrants Jun 2015 A	2015/06/24	2015/07/02
17345	Macquarie Bank Ltd. – Ch Molybdenum European Wts Jun 2015 A	2015/06/24	2015/07/02
27685	Macquarie Bank Ltd. – China Gas Hold Euro Wts Jun 2015 B	2015/06/24	2015/07/02
17877	Nomura Int'l plc – A50 China European Warrants Jun 2015 B	2015/06/24	2015/07/02
11230	Nomura Int'l plc – China Gas Hold European Wts Jun 2015 A	2015/06/24	2015/07/02
24272	Nomura Int'l plc – China Gas Hold European Wts Jun 2015 B	2015/06/24	2015/07/02
16140	Nomura Int'l plc – China Mer Hold European Wts Jun 2015 A	2015/06/24	2015/07/02
17865	Nomura Int'l plc – CSOP A50 ETF European Put Wts Jun 2015 D	2015/06/24	2015/07/02
17862	Nomura Int'l plc – CSOP A50 ETF European Warrants Jun 2015 A	2015/06/24	2015/07/02
17863	Nomura Int'l plc – CSOP A50 ETF European Warrants Jun 2015 B	2015/06/24	2015/07/02
17864	Nomura Int'l plc – CSOP A50 ETF European Warrants Jun 2015 C	2015/06/24	2015/07/02
16890	Nomura Int'l plc – Evergrande European Warrants Jun 2015 A	2015/06/24	2015/07/02
16696	Nomura Int'l plc – Foxconn European Warrants Jun 2015 A	2015/06/24	2015/07/02
16143	Nomura Int'l plc – Hanergy TFP European Warrants Jun 2015A	2015/06/24	2015/07/02
18167	Nomura Int'l plc – NCI European Warrants Jun 2015 A	2015/06/24	2015/07/02
16872	Nomura Int'l plc – Stanchart European Warrants Jun 2015 A	2015/06/24	2015/07/02
16875	Nomura Int'l plc – Yanzhou Coal European Warrants Jun 2015 A	2015/06/24	2015/07/02
16698	Nomura Int'l plc -CITIC Bank European Warrants Jun 2015 A	2015/06/24	2015/07/02
16847	Standard Chartered Bank – A50 China Euro Warrants Jun 2015 A	2015/06/24	2015/07/02
17095	Standard Chartered Bank – BYD European Warrants Jun 2015 A	2015/06/24	2015/07/02
15347	Standard Chartered Bank – Chi Res Power Euro Wts Jun 2015 A	2015/06/24	2015/07/02
89015	Standard Chartered Bank – CSOP A50 ETF Euro Wts Jun 2015 A	2015/06/24	2015/07/02
16846	Standard Chartered Bank – CSOP A50 ETF Euro Wts Jun 2015 B	2015/06/24	2015/07/02
15661	Standard Chartered Bank – CTel European Warrants Jun 2015 A	2015/06/24	2015/07/02
13330	Standard Chartered Bank – Hang Seng Bank European Wts Jun15A	2015/06/24	2015/07/02
29977	Standard Chartered Bank – HKEx European Put Wts Jun 2015 C	2015/06/24	2015/07/02
17231	Standard Chartered Bank – PICC Group European Wts Jun 2015 A	2015/06/24	2015/07/02
15362	Standard Chartered Bank – SPDR Gold Trust Euro Wt Jun 2015 A	2015/06/24	2015/07/02
29075	Standard Chartered Bank – Yurun Food Euro Warrants Jun 2015A	2015/06/24	2015/07/02
17001	Standard Chartered Bank -PetroChina European Wts Jun 2015 A	2015/06/24	2015/07/02
19117	UBS AG – AIA European Warrants Jun 2015 B	2015/06/24	2015/07/02
19878	UBS AG – Galaxy Ent European Warrants Jun 2015 B	2015/06/24	2015/07/02
22892	UBS AG – Lenovo European Warrants Jun 2015 B	2015/06/24	2015/07/02
29513	Bank of East Asia – China Agri European Warrants Jul 2015 A	2015/06/25	2015/07/03
17912	BOCI Asia Ltd. – AIA European Warrants Jul 2015 A	2015/06/25	2015/07/03
18808	Credit Suisse AG – CKH European Put Warrants Jul 2015 A	2015/06/25	2015/07/03
18807	Credit Suisse AG – MCC European Warrants Jul 2015 A	2015/06/25	2015/07/03
16496	Daiwa Capital Mkt – HKEx European Warrants Jul 2015 A	2015/06/25	2015/07/03
17618	Daiwa Capital Mkt – HKEx European Warrants Jul 2015 B	2015/06/25	2015/07/03
18825	Goldman Sachs SP (Asia) – SHK Ppt European Wts Jul 2015 A	2015/06/25	2015/07/03
11053	J P Morgan SP BV – Biostime European Warrants Jul 2015 A	2015/06/25	2015/07/03
18019	J P Morgan SP BV – A50 China European Warrants Jul 2015 A	2015/06/25	2015/07/03
18276	J P Morgan SP BV – A50 China European Warrants Jul 2015 B	2015/06/25	2015/07/03
16391	J P Morgan SP BV – Anhui Conch European Warrants Jul 2015 A	2015/06/25	2015/07/03
15762	J P Morgan SP BV – Ch Oilfield Euro Wts Jul 2015 A	2015/06/25	2015/07/03
17956	J P Morgan SP BV – CHALCO European Warrants Jul 2015 A	2015/06/25	2015/07/03
14356	J P Morgan SP BV – China EB Int'l European Wts Jul 2015 A	2015/06/25	2015/07/03
19077	J P Morgan SP BV – China Mob European Put Wts Jul 2015 A	2015/06/25	2015/07/03
16751	J P Morgan SP BV – CITIC European Warrants Jul 2015 B	2015/06/25	2015/07/03
17688	J P Morgan SP BV – CKH European Warrants Jul 2015 A	2015/06/25	2015/07/03
18085	J P Morgan SP BV – CNOOC European Put Warrants Jul 2015 B	2015/06/25	2015/07/03
18275	J P Morgan SP BV – CSOP A50 ETF Euro Put Wts Jul 2015 D	2015/06/25	2015/07/03
21455	J P Morgan SP BV – CSOP A50 ETF European Warrants Jul 2015 A	2015/06/25	2015/07/03
18274	J P Morgan SP BV – CSOP A50 ETF European Warrants Jul 2015 C	2015/06/25	2015/07/03
15147	J P Morgan SP BV – Fosun Intl European Warrants Jul 2015 A	2015/06/25	2015/07/03
17954	J P Morgan SP BV – Fosun Pharma European Warrants Jul 2015 A	2015/06/25	2015/07/03
13733	J P Morgan SP BV – Galaxy Ent European Warrants Jul 2015 A	2015/06/25	2015/07/03
18084	J P Morgan SP BV – Galaxy Ent European Warrants Jul 2015 B	2015/06/25	2015/07/03
16934	J P Morgan SP BV – ICBC European Warrants Jul 2015 A	2015/06/25	2015/07/03
15189	J P Morgan SP BV – KECL European Warrants Jul 2015 B	2015/06/25	2015/07/03

List of expired derivative warrants, 2015 (continued)

Code	Warrant	Last trading date	Delisted date
19870	J P Morgan SP BV – KECL European Warrants Jul 2015 C	2015/06/25	2015/07/03
18272	J P Morgan SP BV – Ping An European Warrants Jul 2015 A	2015/06/25	2015/07/03
18082	J P Morgan SP BV – Sands China European Warrants Jul 2015 A	2015/06/25	2015/07/03
19942	J P Morgan SP BV – Sinopec Corp European Warrants Jul 2015 A	2015/06/25	2015/07/03
18157	Standard Chartered Bank – CAM CSI300 European Wts Jul 2015 A	2015/06/25	2015/07/03
17392	Standard Chartered Bank – China Railway Euro Wts Jul 2015 A	2015/06/25	2015/07/03
17207	Standard Chartered Bank – CSOP A50 ETF Eu Put Wts Jul 2015 B	2015/06/25	2015/07/03
18677	Standard Chartered Bank – Galaxy Ent European Wts Jul 2015 A	2015/06/25	2015/07/03
18987	Standard Chartered Bank – Galaxy Ent European Wts Jul 2015 B	2015/06/25	2015/07/03
16744	Standard Chartered Bank – HSBC European Put Wts Jul 2015 A	2015/06/25	2015/07/03
15285	Standard Chartered Bank – Intime European Warrants Jul 2015A	2015/06/25	2015/07/03
17828	Standard Chartered Bank – PICC Group European Wts Jul 2015 A	2015/06/25	2015/07/03
13699	Standard Chartered Bank – Shimao Ppt European Wts Jul 2015 A	2015/06/25	2015/07/03
17464	Standard Chartered Bank – SPDR Gold Trust Eu Put Wt Jul 15 A	2015/06/25	2015/07/03
25260	Bank of East Asia – HKEx European Warrants Jul 2015 A	2015/06/26	2015/07/06
26306	BNP Paribas Arbit Issu B.V. – Sunart Retail Eu Wt Jul 2015A	2015/06/26	2015/07/06
26994	BNP Paribas Arbit Issu B.V. – A50 China Euro Wts Jul 2015 A	2015/06/26	2015/07/06
24996	BNP Paribas Arbit Issu B.V. – Belle Int'l Euro Wt Jul 2015 A	2015/06/26	2015/07/06
13912	BNP Paribas Arbit Issu B.V. – Ch LongYuan Eu Wts Jul 2015 A	2015/06/26	2015/07/06
17280	BNP Paribas Arbit Issu B.V. – Ch Mobile Eu Put Wt Jul 2015 A	2015/06/26	2015/07/06
15731	BNP Paribas Arbit Issu B.V. – Ch Mobile Euro Wts Jul 2015	2015/06/26	2015/07/06
12640	BNP Paribas Arbit Issu B.V. – China Gas Hold Euro Wt Jul 15 A	2015/06/26	2015/07/06
15692	BNP Paribas Arbit Issu B.V. – China Mengniu Eu Wt Jul 2015 A	2015/06/26	2015/07/06
29403	BNP Paribas Arbit Issu B.V. – China Taiping Eu Wt Jul 2015 A	2015/06/26	2015/07/06
17736	BNP Paribas Arbit Issu B.V. – CKH Euro Wts Jul 2015 A	2015/06/26	2015/07/06
18490	BNP Paribas Arbit Issu B.V. – CKH Euro Wts Jul 2015 B	2015/06/26	2015/07/06
14758	BNP Paribas Arbit Issu B.V. – COSCO Pacific Eu Wt Jul 2015 A	2015/06/26	2015/07/06
16826	BNP Paribas Arbit Issu B.V. – Country Garden Eu Wt Jul 2015A	2015/06/26	2015/07/06
15530	BNP Paribas Arbit Issu B.V. – Galaxy Ent Euro Wts Jul 2015 A	2015/06/26	2015/07/06
29581	BNP Paribas Arbit Issu B.V. – Golden Eagle Eu Wt Jul 2015 A	2015/06/26	2015/07/06
16272	BNP Paribas Arbit Issu B.V. – Gome European Wts Jul 2015 A	2015/06/26	2015/07/06
28433	BNP Paribas Arbit Issu B.V. – HKEx European Wts Jul 2015 A	2015/06/26	2015/07/06
14895	BNP Paribas Arbit Issu B.V. – HSBC Euro Put Wts Jul 2015 A	2015/06/26	2015/07/06
14203	BNP Paribas Arbit Issu B.V. – KECL European Wts Jul 2015 A	2015/06/26	2015/07/06
15544	BNP Paribas Arbit Issu B.V. – PetroCh Euro Wts Jul 2015 A	2015/06/26	2015/07/06
17728	BNP Paribas Arbit Issu B.V. – PetroCh Euro Wts Jul 2015 B	2015/06/26	2015/07/06
15735	BNP Paribas Arbit Issu B.V. – R&F Ppt European Wts Jul 2015	2015/06/26	2015/07/06
12785	BNP Paribas Arbit Issu B.V. – SFCE European Wts Jul 2015A	2015/06/26	2015/07/06
12524	BNP Paribas Arbit Issu B.V. – Sh Ind H European Wts Jul 15 A	2015/06/26	2015/07/06
16984	BNP Paribas Arbit Issu B.V. – Xinyi Glass Euro Wts Jul 2015A	2015/06/26	2015/07/06
19404	Goldman Sachs SP (Asia) – China Mobile Eu Put Wts Jul 2015 B	2015/06/26	2015/07/06
20132	Goldman Sachs SP (Asia) – CITIC European Warrants Jul 2015 A	2015/06/26	2015/07/06
18823	Goldman Sachs SP (Asia) – KECL European Warrants Jul 2015 A	2015/06/26	2015/07/06
19073	J P Morgan SP BV – AIA European Warrants Jul 2015 A	2015/06/26	2015/07/06
18280	J P Morgan SP BV – BOCL European Warrants Jul 2015 A	2015/06/26	2015/07/06
18377	J P Morgan SP BV – BYD European Warrants Jul 2015 A	2015/06/26	2015/07/06
18469	J P Morgan SP BV – CAM CSI300 European Put Warrants Jul 15 A	2015/06/26	2015/07/06
18376	J P Morgan SP BV – Ch Comm Cons European Warrants Jul 2015 B	2015/06/26	2015/07/06
18154	J P Morgan SP BV – China Cinda European Warrants Jul 2015 A	2015/06/26	2015/07/06
18310	J P Morgan SP BV – China Life European Warrants Jul 2015 A	2015/06/26	2015/07/06
17575	J P Morgan SP BV – China Mengniu European Warrants Jul 2015A	2015/06/26	2015/07/06
29189	J P Morgan SP BV – CITIC European Warrants Jul 2015 A	2015/06/26	2015/07/06
18152	J P Morgan SP BV – CITIC Sec European Warrants Jul 2015 A	2015/06/26	2015/07/06
18822	J P Morgan SP BV – Galaxy Ent European Put Wts Jul 2015 C	2015/06/26	2015/07/06
20031	J P Morgan SP BV – Galaxy Ent European Warrants Jul 2015 D	2015/06/26	2015/07/06
18623	J P Morgan SP BV – Geely Auto European Warrants Jul 2015 A	2015/06/26	2015/07/06
18374	J P Morgan SP BV – Haitong Sec European Warrants Jul 2015 A	2015/06/26	2015/07/06
11365	J P Morgan SP BV – Henderson Land Dev European Wt Jul 2015 A	2015/06/26	2015/07/06
18488	J P Morgan SP BV – HSBC European Warrants Jul 2015 A	2015/06/26	2015/07/06
18279	J P Morgan SP BV – ICBC European Warrants Jul 2015 B	2015/06/26	2015/07/06
17859	J P Morgan SP BV – Minsheng Bank European Wts Jul 2015 A	2015/06/26	2015/07/06
18820	J P Morgan SP BV – Sands China European Put Wts Jul 2015 C	2015/06/26	2015/07/06
18627	J P Morgan SP BV – Sands China European Warrants Jul 2015 B	2015/06/26	2015/07/06
20030	J P Morgan SP BV – Tencent European Warrants Jul 2015 A	2015/06/26	2015/07/06
18215	Macquarie Bank Ltd. – A50 China European Warrants Jul 2015 A	2015/06/26	2015/07/06
18245	Macquarie Bank Ltd. – A50 China European Warrants Jul 2015 B	2015/06/26	2015/07/06
15341	Macquarie Bank Ltd. – AIA European Warrants Jul 2015 A	2015/06/26	2015/07/06
16821	Macquarie Bank Ltd. – Air China European Warrants Jul 2015 A	2015/06/26	2015/07/06
18568	Macquarie Bank Ltd. – Angang Steel European Wts Jul 2015 B	2015/06/26	2015/07/06
28295	Macquarie Bank Ltd. – Bank of EA European Wts Jul 2015 A	2015/06/26	2015/07/06
18559	Macquarie Bank Ltd. – BJ Ent Water European Wts Jul 2015 A	2015/06/26	2015/07/06
11730	Macquarie Bank Ltd. – Ch LongYuan European Wts Jul 2015 A	2015/06/26	2015/07/06
18536	Macquarie Bank Ltd. – Ch Modern D European Warrants Jul 15 A	2015/06/26	2015/07/06
29453	Macquarie Bank Ltd. – Ch Southern Air Euro Wts Jul 2015 A	2015/06/26	2015/07/06
17641	Macquarie Bank Ltd. – CHALCO European Warrants Jul 2015 A	2015/06/26	2015/07/06
18569	Macquarie Bank Ltd. – CHALCO European Warrants Jul 2015 B	2015/06/26	2015/07/06
17704	Macquarie Bank Ltd. – China Coal European Wts Jul 2015 A	2015/06/26	2015/07/06
17756	Macquarie Bank Ltd. – China Railway European Wts Jul 2015 A	2015/06/26	2015/07/06
16672	Macquarie Bank Ltd. – China Unicom European Wts Jul 2015 A	2015/06/26	2015/07/06
16992	Macquarie Bank Ltd. – CITIC Bank European Wts Jul 2015 A	2015/06/26	2015/07/06
17918	Macquarie Bank Ltd. – CITIC Bank European Wts Jul 2015 B	2015/06/26	2015/07/06
16788	Macquarie Bank Ltd. – CLP European Warrants Jul 2015 A	2015/06/26	2015/07/06
17923	Macquarie Bank Ltd. – CNOOC European Warrants Jul 2015 A	2015/06/26	2015/07/06
29373	Macquarie Bank Ltd. – CPIC European Warrants Jul 2015 A	2015/06/26	2015/07/06
18247	Macquarie Bank Ltd. – CPIC European Warrants Jul 2015 B	2015/06/26	2015/07/06
18244	Macquarie Bank Ltd. – CSOP A50 ETF European Wts Jul 2015 A	2015/06/26	2015/07/06
26828	Macquarie Bank Ltd. – Digital China European Wts Jul 2015 A	2015/06/26	2015/07/06

List of expired derivative warrants, 2015 (continued)

Code	Warrant	Last trading date	Delisted date
18242	Macquarie Bank Ltd. – Galaxy Ent European Wts Jul 2015 A	2015/06/26	2015/07/06
17344	Macquarie Bank Ltd. – Geely Auto European Wts Jul 2015 A	2015/06/26	2015/07/06
27451	Macquarie Bank Ltd. – Golden Eagle European Wts Jul 2015 A	2015/06/26	2015/07/06
13433	Macquarie Bank Ltd. – Hang Seng Bank European Wts Jul 2015 A	2015/06/26	2015/07/06
15745	Macquarie Bank Ltd. – HKEx European Warrants Jul 2015 A	2015/06/26	2015/07/06
24799	Macquarie Bank Ltd. – HKEx European Warrants Jul 2015 B	2015/06/26	2015/07/06
17917	Macquarie Bank Ltd. – ICBC European Warrants Jul 2015 A	2015/06/26	2015/07/06
17424	Macquarie Bank Ltd. – Kingsoft European Warrants Jul 2015 A	2015/06/26	2015/07/06
16430	Macquarie Bank Ltd. – MGM China European Warrants Jul 2015 A	2015/06/26	2015/07/06
16768	Macquarie Bank Ltd. – NCI European Warrants Jul 2015 A	2015/06/26	2015/07/06
18804	Macquarie Bank Ltd. – New World Dev European Wts Jul 2015 A	2015/06/26	2015/07/06
11002	Macquarie Bank Ltd. – PICC P&C European Warrants Jul 2015 A	2015/06/26	2015/07/06
17922	Macquarie Bank Ltd. – Ping An European Warrants Jul 2015 A	2015/06/26	2015/07/06
18214	Macquarie Bank Ltd. – Ping An European Warrants Jul 2015 B	2015/06/26	2015/07/06
16130	Macquarie Bank Ltd. – PWR Assets European Wts Jul 2015 A	2015/06/26	2015/07/06
18346	Macquarie Bank Ltd. – Sands China European Wts Jul 2015 A	2015/06/26	2015/07/06
17391	Macquarie Bank Ltd. – Sinopec Corp European Wts Jul 2015 A	2015/06/26	2015/07/06
18364	Macquarie Bank Ltd. – Sinopec Corp European Wts Jul 2015 B	2015/06/26	2015/07/06
26154	Macquarie Bank Ltd. – SMIC European Warrants Jul 2015 A	2015/06/26	2015/07/06
11413	Macquarie Bank Ltd. – Stanchart European Warrants Jul 2015 A	2015/06/26	2015/07/06
18497	Macquarie Bank Ltd. – Stanchart European Warrants Jul 2015 C	2015/06/26	2015/07/06
18529	Macquarie Bank Ltd. – Tencent European Put Wts Jul 2015 A	2015/06/26	2015/07/06
18612	Macquarie Bank Ltd. – Tencent European Warrants Jul 2015 B	2015/06/26	2015/07/06
18654	Macquarie Bank Ltd. – Tencent European Warrants Jul 2015 C	2015/06/26	2015/07/06
18697	Macquarie Bank Ltd. – Tencent European Warrants Jul 2015 D	2015/06/26	2015/07/06
18344	Macquarie Bank Ltd. – Zoomlion European Warrants Jul 2015 A	2015/06/26	2015/07/06
19110	Standard Chartered Bank – BOCL European Warrants Jul 2015 A	2015/06/26	2015/07/06
18710	Standard Chartered Bank – China COSCO European Wt Jul 2015 A	2015/06/26	2015/07/06
15801	Standard Chartered Bank – CITIC European Warrants Jul 2015 A	2015/06/26	2015/07/06
18518	Standard Chartered Bank – CKH European Wts Jul 2015 A	2015/06/26	2015/07/06
17190	Standard Chartered Bank – HKEx European Put Wts Jul 2015 C	2015/06/26	2015/07/06
17082	Standard Chartered Bank – SHK P European Warrants Jul 2015 A	2015/06/26	2015/07/06
19438	Standard Chartered Bank-China Life European Wts Jul 2015 A	2015/06/26	2015/07/06
19776	UBS AG – ICBC European Warrants Jul 2015 A	2015/06/26	2015/07/06
17730	Bank of East Asia – BYD European Put Warrants Jul 2015 B	2015/06/29	2015/07/07
16986	Bank of East Asia – BYD European Warrants Jul 2015 A	2015/06/29	2015/07/07
16985	Bank of East Asia – R&F Ppt European Warrants Jul 2015 A	2015/06/29	2015/07/07
18093	BOCI Asia Ltd. – CSOP A50 ETF European Warrants Jul 2015 A	2015/06/29	2015/07/07
18887	Credit Suisse AG – China Life European Warrants Jul 2015 B	2015/06/29	2015/07/07
19475	Credit Suisse AG – China Mobile European Put Wts Jul 2015 B	2015/06/29	2015/07/07
25381	Credit Suisse AG – CSOP A50 ETF European Warrants Jul 2015 A	2015/06/29	2015/07/07
16691	Credit Suisse AG – ICBC European Warrants Jul 2015 A	2015/06/29	2015/07/07
18882	Credit Suisse AG – ICBC European Warrants Jul 2015 C	2015/06/29	2015/07/07
18888	Credit Suisse AG – Ping An European Warrants Jul 2015 B	2015/06/29	2015/07/07
19641	Daiwa Capital Mkt – China Mobile European Put Wts Jul 2015 C	2015/06/29	2015/07/07
21576	Goldman Sachs SP (Asia) – CSOP A50 ETF Euro Wts Jul 2015 A	2015/06/29	2015/07/07
19156	HK Bank – AIA European Warrants Jul 2015 A	2015/06/29	2015/07/07
21687	HK Bank – CSOP A50 ETF European Warrants Jul 2015 A	2015/06/29	2015/07/07
16979	HK Bank – Henderson Land Dev European Warrants Jul 2015 A	2015/06/29	2015/07/07
16403	HK Bank – ICBC European Warrants Jul 2015 A	2015/06/29	2015/07/07
12415	J P Morgan SP BV – CSOP A50 ETF European Warrants Jul 2015 B	2015/06/29	2015/07/07
18848	Macquarie Bank Ltd. – China Taiping European Wts Jul 2015 A	2015/06/29	2015/07/07
16079	SGA Societe Generale Acceptance N.V. – AIA Eur Wt Jul 2015 A	2015/06/29	2015/07/07
18543	SGA Societe Generale Acceptance N.V. – AIA Eur Wt Jul 2015 B	2015/06/29	2015/07/07
18253	SGA Societe Generale Acceptance N.V. – Ch Cinda Eu Wt Jul15A	2015/06/29	2015/07/07
18918	SGA Societe Generale Acceptance N.V. – Ch Cinda Eu Wt Jul15B	2015/06/29	2015/07/07
18455	SGA Societe Generale Acceptance N.V. – Ch Mob Eu Wt Jul 15 A	2015/06/29	2015/07/07
17675	SGA Societe Generale Acceptance N.V. – CITBK Eu Wt Jul 15 A	2015/06/29	2015/07/07
18252	SGA Societe Generale Acceptance N.V. – CITBK Eu Wt Jul 15 B	2015/06/29	2015/07/07
18912	SGA Societe Generale Acceptance N.V. – CKH Eur Wt Jul 2015 A	2015/06/29	2015/07/07
17884	SGA Societe Generale Acceptance N.V. – CNOOC Eu Wt Jul 2015A	2015/06/29	2015/07/07
18132	SGA Societe Generale Acceptance N.V. – CP&CC Eu Wt Jul 2015A	2015/06/29	2015/07/07
18603	SGA Societe Generale Acceptance N.V. – CRail Eu Wt Jul 2015A	2015/06/29	2015/07/07
18814	SGA Societe Generale Acceptance N.V. – CTel Eu Wt Jul 2015 A	2015/06/29	2015/07/07
17473	SGA Societe Generale Acceptance N.V. – GCL-Poly Eu Wt Jul15A	2015/06/29	2015/07/07
18223	SGA Societe Generale Acceptance N.V. – HKEx Eu Put Wt Jul15C	2015/06/29	2015/07/07
28371	SGA Societe Generale Acceptance N.V. – HKEx Eu Wt Jul 2015 A	2015/06/29	2015/07/07
14535	SGA Societe Generale Acceptance N.V. – HKEx Eu Wt Jul 2015 B	2015/06/29	2015/07/07
18470	SGA Societe Generale Acceptance N.V. – HSBC Eu Wt Jul 2015 A	2015/06/29	2015/07/07
19557	SGA Societe Generale Acceptance N.V. – HSBC Eu Wt Jul 2015 B	2015/06/29	2015/07/07
16944	SGA Societe Generale Acceptance N.V. – ICBC Eu Wt Jul 2015 A	2015/06/29	2015/07/07
12629	SGA Societe Generale Acceptance N.V. – KECL Eu Wt Jul 2015 A	2015/06/29	2015/07/07
17868	SGA Societe Generale Acceptance N.V. – KECL Eu Wt Jul 2015 B	2015/06/29	2015/07/07
19168	SGA Societe Generale Acceptance N.V. – Kingsoft Eu Wt Jul15A	2015/06/29	2015/07/07
24403	SGA Societe Generale Acceptance N.V. – Lenovo Eu Wt Jul 15 A	2015/06/29	2015/07/07
17678	SGA Societe Generale Acceptance N.V. – Petch Eu Wt Jul 2015A	2015/06/29	2015/07/07
18156	SGA Societe Generale Acceptance N.V. – Petch Eu Wt Jul 2015B	2015/06/29	2015/07/07
18722	SGA Societe Generale Acceptance N.V. – SHK P Eu Wt Jul 2015A	2015/06/29	2015/07/07
16564	SGA Societe Generale Acceptance N.V. – SJM Hold Eu Wt Jul15A	2015/06/29	2015/07/07
17889	SGA Societe Generale Acceptance N.V. – A50 Ch Eu Wt Jul 2015A	2015/06/29	2015/07/07
18074	SGA Societe Generale Acceptance N.V. – A50 Ch Eu Wt Jul 2015B	2015/06/29	2015/07/07
19539	SGA Societe Generale Acceptance N.V. – A50 Ch Eu Wt Jul 2015D	2015/06/29	2015/07/07
18919	SGA Societe Generale Acceptance N.V. – CCoal Eu Wt Jul 2015 A	2015/06/29	2015/07/07
16119	SGA Societe Generale Acceptance N.V. – CLife Eu Wt Jul 2015 A	2015/06/29	2015/07/07
18873	SGA Societe Generale Acceptance N.V. – Ping An Eu Wt Jul 15 B	2015/06/29	2015/07/07
19587	SGA Societe Generale Acceptance N.V. – Tencent Eu Wt Jul 15 A	2015/06/29	2015/07/07
18183	SGA Societe Generale Acceptance N.V. – A50 Ch Eu Put Wt Jul15C	2015/06/29	2015/07/07

List of expired derivative warrants, 2015 (continued)

Code	Warrant	Last trading date	Delisted date
18815	SGA Societe Generale Acceptance N.V.-CAM CSI300 Eu Wt Jul15A	2015/06/29	2015/07/07
25705	SGA Societe Generale Acceptance N.V.-ChiUnicom Eu Wt Jul 15A	2015/06/29	2015/07/07
18561	SGA Societe Generale Acceptance N.V.-Galaxy Ent Eu Wt Jul15A	2015/06/29	2015/07/07
18605	SGA Societe Generale Acceptance N.V.-Galaxy Ent Eu Wt Jul15B	2015/06/29	2015/07/07
11778	SGA Societe Generale Acceptance N.V.-Stanchart Eu Wt Jul15A	2015/06/29	2015/07/07
17399	SGA Societe Generale Acceptance N.V.-Wynn Macau Eu Wt Jul15A	2015/06/29	2015/07/07
15610	SGA Societe Generale Acceptance N.V.-Ch Oilfield Eu Wt Jul15A	2015/06/29	2015/07/07
18606	SGA Societe Generale Acceptance N.V.-Haitong Sec Eu Wt Jul15A	2015/06/29	2015/07/07
18877	SGA Societe Generale Acceptance N.V.-Ping An Eu Put Wt Jul 5C	2015/06/29	2015/07/07
17821	SGA Societe Generale Acceptance N.V.-Ping An Eu Put Wt Jul15A	2015/06/29	2015/07/07
18076	SGA Societe Generale Acceptance N.V.-Sands China Eu Wt Jul15B	2015/06/29	2015/07/07
21568	SGA Societe Generale Acceptance NV-CSOP A50 ETF Eu Wt Jul15A	2015/06/29	2015/07/07
17937	SGA Societe Generale Acceptance NV-CSOP A50 ETF Eu Wt Jul15B	2015/06/29	2015/07/07
18075	SGA Societe Generale Acceptance NV-CSOP A50 ETF Eu Wt Jul15C	2015/06/29	2015/07/07
19537	SGA Societe Generale Acceptance NV-CSOP A50 ETF Eu Wt Jul15D	2015/06/29	2015/07/07
17355	SGA Societe Generale Acceptance NV-NewWorld Dev Eu Wt Jul15A	2015/06/29	2015/07/07
17842	SGA Societe Generale Acceptance NV-Sands Ch Eu Put Wt Jul15A	2015/06/29	2015/07/07
28412	Standard Chartered Bank – CSOP A50 ETF Euro Wts Jul 2015 A	2015/06/29	2015/07/07
17969	Standard Chartered Bank – KECL European Warrants Jul 2015 B	2015/06/29	2015/07/07
18907	Standard Chartered Bank – Ping An Euro Put Wts Jul 2015 C	2015/06/29	2015/07/07
18906	Standard Chartered Bank – Ping An European Wts Jul 2015 B	2015/06/29	2015/07/07
18774	Standard Chartered Bank – Sands China Eu Put Wts Jul 2015 B	2015/06/29	2015/07/07
18349	Standard Chartered Bank – Sands China Euro Wts Jul 2015 A	2015/06/29	2015/07/07
18613	Standard Chartered Bank – Tencent Hldg Eu Put Wts Jul 2015 B	2015/06/29	2015/07/07
18586	Standard Chartered Bank – Tencent Hldg Euro Wts Jul 2015 A	2015/06/29	2015/07/07
19247	UBS AG – China Mobile European Put Warrants Jul 2015 A	2015/06/29	2015/07/07
20000	UBS AG – Sinopec Corp European Warrants Jul 2015 B	2015/06/29	2015/07/07
18357	BOCI Asia Ltd. – PetroChina European Warrants Jul 2015 A	2015/06/30	2015/07/08
18297	BOCI Asia Ltd. – Ping An European Warrants Jul 2015 A	2015/06/30	2015/07/08
17886	Credit Suisse AG – CITIC Bank European Warrants Jul 2015 A	2015/06/30	2015/07/08
18348	Standard Chartered Bank – Ping An European Wts Jul 2015 A	2015/06/30	2015/07/08
25120	BNP Paribas Arbit Issu B.V. – Agricultural Bank Eu Wt Jul 15	2015/07/02	2015/07/09
18453	BOCI Asia Ltd. – Galaxy Ent European Warrants Jul 2015 A	2015/07/02	2015/07/09
17549	Goldman Sachs SP (Asia) – Ch Comm Cons Euro Wts Jul 2015 A	2015/07/02	2015/07/09
13985	J P Morgan SP BV – Agricultural Bk Euro Warrants Jul 2015	2015/07/02	2015/07/09
19951	Macquarie Bank Ltd. – China Cinda European Wts Jul 2015 A	2015/07/02	2015/07/09
14473	Standard Chartered Bank – Agricultural Bk Euro Wts Jul 2015	2015/07/02	2015/07/09
19410	UBS AG – China Life European Warrants Jul 2015 B	2015/07/02	2015/07/09
18959	Goldman Sachs SP (Asia) – Ping An Euro Put Wts Jul 2015 C	2015/07/03	2015/07/10
18958	Goldman Sachs SP (Asia) – Ping An European Wts Jul 2015 B	2015/07/03	2015/07/10
17198	Standard Chartered Bank – Anhui Conch Euro Wts Jul 2015 A	2015/07/03	2015/07/10
18840	UBS AG – China Life European Put Warrants Jul 2015 A	2015/07/03	2015/07/10
17444	UBS AG – GCL-Poly Energy European Warrants Jul 2015 A	2015/07/03	2015/07/10
18622	UBS AG – Geely Auto European Warrants Jul 2015 A	2015/07/03	2015/07/10
18777	Daiwa Capital Mkt – Ping An European Put Warrants Jul 2015 A	2015/07/06	2015/07/13
17666	HK Bank – Ch Oilfield European Warrants Jul 2015 B	2015/07/06	2015/07/13
18532	Macquarie Bank Ltd. – CITIC Sec European Warrants Jul 2015 A	2015/07/06	2015/07/13
18092	Standard Chartered Bank – A50 China Euro Warrants Jul 2015 A	2015/07/06	2015/07/13
18095	BOCI Asia Ltd. – A50 China European Warrants Jul 2015 B	2015/07/07	2015/07/14
18450	BOCI Asia Ltd. – China Cinda European Warrants Jul 2015 A	2015/07/07	2015/07/14
18452	BOCI Asia Ltd. – Sands China European Warrants Jul 2015 A	2015/07/07	2015/07/14
17536	BOCI Asia Ltd. – Yanzhou Coal European Warrants Jul 2015 A	2015/07/07	2015/07/14
18339	Credit Suisse AG – CITIC Sec European Warrants Jul 2015 B	2015/07/07	2015/07/14
18342	Credit Suisse AG – NCI European Warrants Jul 2015 A	2015/07/07	2015/07/14
17825	Standard Chartered Bank – AIA European Warrants Jul 2015 A	2015/07/07	2015/07/14
18908	Standard Chartered Bank – China Mobile Eur Put Wt Jul 2015 A	2015/07/07	2015/07/14
19107	Standard Chartered Bank – CNOOC European Put Wts Jul 2015 B	2015/07/07	2015/07/14
17067	Standard Chartered Bank – ICBC European Warrants Jul 2015 A	2015/07/07	2015/07/14
29232	Standard Chartered Bank – ZTE European Warrants Jul 2015 A	2015/07/07	2015/07/14
17390	Standard Chartered Bank – ZTE European Warrants Jul 2015 B	2015/07/07	2015/07/14
19084	UBS AG – CGS European Warrants Jul 2015 B	2015/07/07	2015/07/14
17625	UBS AG – Ch Comm Cons European Warrants Jul 2015 A	2015/07/07	2015/07/14
14819	UBS AG – China Overseas European Warrants Jul 2015 A	2015/07/07	2015/07/14
12363	UBS AG – China Overseas European Warrants Jul 2015 B	2015/07/07	2015/07/14
17909	UBS AG – CITIC Bank European Warrants Jul 2015 A	2015/07/07	2015/07/14
21461	UBS AG – CSOP A50 ETF European Warrants Jul 2015 A	2015/07/07	2015/07/14
18915	UBS AG – Greatwall Motor European Warrants Jul 2015 A	2015/07/07	2015/07/14
18188	UBS AG – Ping An European Warrants Jul 2015 A	2015/07/07	2015/07/14
19665	HK Bank – AIA European Warrants Jul 2015 B	2015/07/08	2015/07/15
19175	UBS AG – CKH European Warrants Jul 2015 A	2015/07/08	2015/07/15
23576	Credit Suisse AG – Agricultural Bank European Wts Jul 2015	2015/07/09	2015/07/16
17920	Daiwa Capital Mkt – BOCL European Put Warrants Jul 2015 A	2015/07/09	2015/07/16
17732	Daiwa Capital Mkt – China Cinda European Warrants Jul 2015 A	2015/07/09	2015/07/16
18779	Daiwa Capital Mkt – China Life European Warrants Jul 2015 B	2015/07/09	2015/07/16
18796	Daiwa Capital Mkt – ICBC European Warrants Jul 2015 A	2015/07/09	2015/07/16
18781	Daiwa Capital Mkt – Ping An European Warrants Jul 2015 B	2015/07/09	2015/07/16
23575	UBS AG – Agricultural Bank European Warrants Jul 2015 A	2015/07/09	2015/07/16
23583	UBS AG – Agricultural Bank European Warrants Jul 2015 B	2015/07/09	2015/07/16
16594	Nomura Int'l plc – Link REIT European Warrants Jul 2015 A	2015/07/10	2015/07/17
17252	Macquarie Bank Ltd. – Ch Oilfield European Wts Jul 2015 A	2015/07/13	2015/07/20
19123	Standard Chartered Bank – CGS European Warrants Jul 2015 A	2015/07/13	2015/07/20
18219	BOCI Asia Ltd. – CITIC Sec European Warrants Jul 2015 A	2015/07/14	2015/07/21
17787	Daiwa Capital Mkt – China Life European Put Wts Jul 2015 A	2015/07/14	2015/07/21
18236	Daiwa Capital Mkt – Agricultural Bank European Wts Jul 2015 B	2015/07/14	2015/07/21
19199	Goldman Sachs SP (Asia) – China Railway Euro Wts Jul 2015 A	2015/07/14	2015/07/21
29592	Macquarie Bank Ltd. – Stanchart European Warrants Jul 2015 B	2015/07/14	2015/07/21
18851	UBS AG – Agricultural Bank European Warrants Jul 2015 C	2015/07/14	2015/07/21

List of expired derivative warrants, 2015 (continued)

Code	Warrant	Last trading date	Delisted date
15484	UBS AG – AIA European Warrants Jul 2015 A	2015/07/14	2015/07/21
18482	UBS AG – BYD European Warrants Jul 2015 A	2015/07/14	2015/07/21
17802	UBS AG – CGS European Warrants Jul 2015 A	2015/07/14	2015/07/21
18667	UBS AG – Ch Comm Cons European Warrants Jul 2015 B	2015/07/14	2015/07/21
19284	UBS AG – China Mobile European Warrants Jul 2015 B	2015/07/14	2015/07/21
19083	UBS AG – Haitong Sec European Warrants Jul 2015 B	2015/07/14	2015/07/21
23815	UBS AG – Link REIT European Warrants Jul 2015 A	2015/07/14	2015/07/21
18734	UBS AG – Minsheng Bank European Warrants Jul 2015 B	2015/07/14	2015/07/21
18944	UBS AG – Ping An European Warrants Jul 2015 C	2015/07/14	2015/07/21
19293	UBS AG – SHK Ppt European Warrants Jul 2015 A	2015/07/14	2015/07/21
13729	UBS AG – Stanchart European Warrants Jul 2015 A	2015/07/14	2015/07/21
16028	UBS AG – ZTE European Warrants Jul 2015 A	2015/07/14	2015/07/21
20378	J P Morgan SP BV – Ping An European Warrants Jul 2015 B	2015/07/15	2015/07/22
15067	Merrill Lynch Int'l & Co. C.V. – HKEx Euro Wts Feb 2016 A	2015/07/21	2015/07/22
19347	UBS AG – AIA European Put Warrants Jul 2015 B	2015/07/15	2015/07/22
17783	Bank of East Asia – Ch Comm Cons European Wts Jul 2015 A	2015/07/16	2015/07/23
19336	Daiwa Capital Mkt – PetroChina European Warrants Jul 2015 A	2015/07/16	2015/07/23
19386	Daiwa Capital Mkt – Ping An European Warrants Jul 2015 C	2015/07/16	2015/07/23
19253	Goldman Sachs SP (Asia) – China Life Euro Wts Jul 2015 A	2015/07/16	2015/07/23
19992	Goldman Sachs SP (Asia) – China Mobile Euro Wts Jul 2015 D	2015/07/16	2015/07/23
16611	Standard Chartered Bank – Chi Resources European Wts Jul 2015 A	2015/07/17	2015/07/24
20126	Credit Suisse AG – HSBC European Wts Jul 2015 B	2015/07/20	2015/07/27
16952	Daiwa Capital Mkt – Agricultural Bank European Wts Jul 2015 A	2015/07/20	2015/07/27
19725	HK Bank – AIA European Put Warrants Jul 2015 C	2015/07/20	2015/07/27
19070	Standard Chartered Bank – CC Bank European Wts Jul 2015 A	2015/07/20	2015/07/27
19778	Standard Chartered Bank – China Mobile Eur Put Wt Jul 2015 B	2015/07/20	2015/07/27
17588	Standard Chartered Bank – CITIC Bank European Wts Jul 2015 A	2015/07/20	2015/07/27
15352	Standard Chartered Bank – Zijin Mining Euro Wts Jul 2015 A	2015/07/20	2015/07/27
17705	UBS AG – CC Bank European Warrants Jul 2015 A	2015/07/20	2015/07/27
19414	UBS AG – HSBC European Put Warrants Jul 2015 A	2015/07/20	2015/07/27
19975	UBS AG – Sands China European Warrants Jul 2015 A	2015/07/20	2015/07/27
19879	UBS AG – Sinopec Corp European Warrants Jul 2015 A	2015/07/20	2015/07/27
19998	UBS AG – Stanchart European Warrants Jul 2015 C	2015/07/20	2015/07/27
11005	BNP Paribas Arbit Issu B.V. – China EB Int'l Eu Wts Oct 16 A	2015/07/27	2015/07/28
17737	BNP Paribas Arbit Issu B.V. – China Life Euro Wts Jul 2016 A	2015/07/27	2015/07/28
24458	BOCI Asia Ltd. – A50 China European Warrants Jul 2015 A	2015/07/21	2015/07/28
14779	BOCI Asia Ltd. – Haitong Sec European Warrants Jul 2015 A	2015/07/21	2015/07/28
17423	Credit Suisse AG – Ch Comm Cons European Warrants Jul 2015 A	2015/07/21	2015/07/28
17854	Credit Suisse AG – CITIC Sec European Warrants Jul 2015 A	2015/07/21	2015/07/28
18739	Credit Suisse AG – Sinopharm European Warrants Jul 2015 A	2015/07/21	2015/07/28
11475	Credit Suisse AG – Stanchart European Warrants Jul 2015 A	2015/07/21	2015/07/28
17208	Daiwa Capital Mkt – China Mobile European Wts Jul 2015 A	2015/07/21	2015/07/28
19252	Goldman Sachs SP (Asia) – Ping An European Wts Jul 2015 E	2015/07/21	2015/07/28
29352	HK Bank – Agricultural Bank European Warrants Jul 2015 A	2015/07/21	2015/07/28
19851	Standard Chartered Bank – BankComm European Warrants Jul 2015 A	2015/07/21	2015/07/28
11782	Standard Chartered Bank – China Overseas Euro Wt Jul 2015 A	2015/07/21	2015/07/28
19743	Standard Chartered Bank – China Life European Wts Jul 2015 B	2015/07/21	2015/07/28
19411	UBS AG – A50 China European Warrants Jul 2015 A	2015/07/21	2015/07/28
19124	UBS AG – BankComm European Warrants Jul 2015 A	2015/07/21	2015/07/28
18666	UBS AG – BYD European Warrants Jul 2015 B	2015/07/21	2015/07/28
19886	UBS AG – China Life European Warrants Jul 2015 C	2015/07/21	2015/07/28
19470	UBS AG – China Mobile European Warrants Jul 2015 C	2015/07/21	2015/07/28
19413	UBS AG – CITIC Sec European Warrants Jul 2015 A	2015/07/21	2015/07/28
14816	UBS AG – Haitong Sec European Warrants Jul 2015 A	2015/07/21	2015/07/28
19449	UBS AG – HSBC European Warrants Jul 2015 B	2015/07/21	2015/07/28
18369	UBS AG – Minsheng Bank European Warrants Jul 2015 A	2015/07/21	2015/07/28
19710	UBS AG – Minsheng Bank European Warrants Jul 2015 C	2015/07/21	2015/07/28
18263	UBS AG – Ping An European Warrants Jul 2015 B	2015/07/21	2015/07/28
14422	BOCI Asia Ltd. – KECL European Warrants Jul 2015 A	2015/07/22	2015/07/29
19640	Daiwa Capital Mkt – China Mobile European Wts Jul 2015 B	2015/07/22	2015/07/29
20079	Goldman Sachs SP (Asia) – China Mobile Euro Wts Jul 2015 E	2015/07/22	2015/07/29
12465	HK Bank – KECL European Warrants Jul 2015 A	2015/07/22	2015/07/29
12356	J P Morgan SP BV – KECL European Warrants Jul 2015 A	2015/07/22	2015/07/29
24314	Nomura Int'l plc – Chi Res Land European Warrants Jul 2015 A	2015/07/22	2015/07/29
12885	Nomura Int'l plc – KECL European Warrants Jul 2015 A	2015/07/22	2015/07/29
19860	Standard Chartered Bank – China Coal European Wts Jul 2015 A	2015/07/22	2015/07/29
13025	Standard Chartered Bank – KECL European Warrants Jul 2015 A	2015/07/22	2015/07/29
19430	Standard Chartered Bank – Ping An European Wts Jul 2015 D	2015/07/22	2015/07/29
19518	Standard Chartered Bank – PetroChina European Wts Jul 2015 A	2015/07/22	2015/07/29
19632	UBS AG – Galaxy Ent European Warrants Jul 2015 A	2015/07/22	2015/07/29
12668	UBS AG – KECL European Warrants Jul 2015 A	2015/07/22	2015/07/29
19948	UBS AG – PetroChina European Warrants Jul 2015 A	2015/07/22	2015/07/29
19999	UBS AG – Tencent Holdings European Warrants Jul 2015 A	2015/07/22	2015/07/29
15427	Bank of East Asia – HSBC European Warrants Jul 2015 A	2015/07/23	2015/07/30
28725	Standard Chartered Bank – HKEx European Warrants Jul 2015 B	2015/07/23	2015/07/30
19328	UBS AG – Stanchart European Warrants Jul 2015 B	2015/07/23	2015/07/30
18286	Bank of East Asia – Haitong Sec European Warrants Jul 2015 A	2015/07/24	2015/07/31
15492	BNP Paribas Arbit Issu B.V. – HSI European Wts Jul 2015 A	2015/07/24	2015/07/31
16665	BNP Paribas Arbit Issu B.V. – HSI European Wts Jul 2015 B	2015/07/24	2015/07/31
18162	BOCI Asia Ltd. – HSCEI European Warrants Jul 2015 A	2015/07/24	2015/07/31
17008	BOCI Asia Ltd. – HSI European Put Warrants Jul 2015 B	2015/07/24	2015/07/31
17006	BOCI Asia Ltd. – HSI European Warrants Jul 2015 A	2015/07/24	2015/07/31
18676	BOCI Asia Ltd. – HSI European Warrants Jul 2015 C	2015/07/24	2015/07/31
18884	Credit Suisse AG – BOCL European Warrants Jul 2015 A	2015/07/24	2015/07/31
18883	Credit Suisse AG – CC Bank European Warrants Jul 2015 A	2015/07/24	2015/07/31
18200	Credit Suisse AG – China Life European Warrants Jul 2015 A	2015/07/24	2015/07/31
18340	Credit Suisse AG – Haitong Sec European Warrants Jul 2015 A	2015/07/24	2015/07/31

List of expired derivative warrants, 2015 (continued)

Code	Warrant	Last trading date	Delisted date
20521	Credit Suisse AG – HSCEI European Put Warrants Jul 2015 A	2015/07/24	2015/07/31
18798	Credit Suisse AG – HSI European Put Warrants Jul 2015 C	2015/07/24	2015/07/31
19498	Credit Suisse AG – HSI European Put Warrants Jul 2015 F	2015/07/24	2015/07/31
19503	Credit Suisse AG – HSI European Put Warrants Jul 2015 G	2015/07/24	2015/07/31
20326	Credit Suisse AG – HSI European Put Warrants Jul 2015 H	2015/07/24	2015/07/31
20727	Credit Suisse AG – HSI European Put Warrants Jul 2015 I	2015/07/24	2015/07/31
16686	Credit Suisse AG – HSI European Warrants Jul 2015 A	2015/07/24	2015/07/31
18800	Credit Suisse AG – HSI European Warrants Jul 2015 D	2015/07/24	2015/07/31
18801	Credit Suisse AG – HSI European Warrants Jul 2015 E	2015/07/24	2015/07/31
18207	Credit Suisse AG – ICBC European Warrants Jul 2015 B	2015/07/24	2015/07/31
18336	Credit Suisse AG – PICC Group European Warrants Jul 2015 A	2015/07/24	2015/07/31
18024	Credit Suisse AG – Ping An European Warrants Jul 2015 A	2015/07/24	2015/07/31
20359	Credit Suisse AG – Tencent Holdings European Wts Jul 2015 A	2015/07/24	2015/07/31
18141	Goldman Sachs SP (Asia) – A50 China European Wts Jul 2015 A	2015/07/24	2015/07/31
19254	Goldman Sachs SP (Asia) – Avichina European Warrants Jul15 A	2015/07/24	2015/07/31
18828	Goldman Sachs SP (Asia) – BankComm European Wts Jul 2015 A	2015/07/24	2015/07/31
16287	Goldman Sachs SP (Asia) – Chi Resources Euro Wt Jul 2015 A	2015/07/24	2015/07/31
17545	Goldman Sachs SP (Asia) – China Mobile Euro Wts Jul 2015 A	2015/07/24	2015/07/31
17298	Goldman Sachs SP (Asia) – China Vanke European Wts Jul15A	2015/07/24	2015/07/31
18143	Goldman Sachs SP (Asia) – CSOP A50 ETF Euro Wts Jul 2015 B	2015/07/24	2015/07/31
19079	Goldman Sachs SP (Asia) – Galaxy Ent Euro Put Wts Jul 2015 A	2015/07/24	2015/07/31
18824	Goldman Sachs SP (Asia) – Geely Auto European Wts Jul 2015 A	2015/07/24	2015/07/31
20528	Goldman Sachs SP (Asia) – HSCEI European Put Wts Jul 2015 A	2015/07/24	2015/07/31
14723	Goldman Sachs SP (Asia) – HSI European Warrants Jul 2015 A	2015/07/24	2015/07/31
11847	Goldman Sachs SP (Asia) – HSI European Warrants Jul 2015 B	2015/07/24	2015/07/31
18844	Goldman Sachs SP (Asia) – HSI European Warrants Jul 2015 C	2015/07/24	2015/07/31
18895	Goldman Sachs SP (Asia) – NCI European Warrants Jul 2015 A	2015/07/24	2015/07/31
17939	Goldman Sachs SP (Asia) – PICC Group European Wts Jul 2015 A	2015/07/24	2015/07/31
18037	Goldman Sachs SP (Asia) – Ping An European Wts Jul 2015 A	2015/07/24	2015/07/31
19116	Goldman Sachs SP (Asia) – Ping An European Wts Jul 2015 D	2015/07/24	2015/07/31
17710	Goldman Sachs SP (Asia) – Poly HK Inv Euro Wts Jul 2015 A	2015/07/24	2015/07/31
15765	Goldman Sachs SP (Asia) – ZTE European Warrants Jul 2015 A	2015/07/24	2015/07/31
19846	Goldman Sachs SP (Asia) –Tencent European Wt Jul 2015 A	2015/07/24	2015/07/31
19541	HK Bank – HSCEI European Put Warrants Jul 2015 B	2015/07/24	2015/07/31
29404	HK Bank – HSCEI European Warrants Jul 2015 A	2015/07/24	2015/07/31
19543	HK Bank – HSI European Put Warrants Jul 2015 D	2015/07/24	2015/07/31
16688	HK Bank – HSI European Warrants Jul 2015	2015/07/24	2015/07/31
28490	HK Bank – HSI European Warrants Jul 2015 A	2015/07/24	2015/07/31
13851	HK Bank – HSI European Warrants Jul 2015 B	2015/07/24	2015/07/31
19275	HK Bank – HSI European Warrants Jul 2015 C	2015/07/24	2015/07/31
17491	HK Bank – Mengniu European Warrants Jul 2015 A	2015/07/24	2015/07/31
17389	J P Morgan SP BV – Ch Comm Cons European Warrants Jul 2015 A	2015/07/24	2015/07/31
16858	J P Morgan SP BV – HSCEI European Put Warrants Jul 2015 A	2015/07/24	2015/07/31
18213	J P Morgan SP BV – HSCEI European Wts Jul 2015 B	2015/07/24	2015/07/31
18504	J P Morgan SP BV – HSI European Put Warrants Jul 2015 C	2015/07/24	2015/07/31
19076	J P Morgan SP BV – HSI European Put Warrants Jul 2015 E	2015/07/24	2015/07/31
19491	J P Morgan SP BV – HSI European Put Warrants Jul 2015 F	2015/07/24	2015/07/31
18311	J P Morgan SP BV – HSI European Warrants Jul 2015 A	2015/07/24	2015/07/31
18312	J P Morgan SP BV – HSI European Warrants Jul 2015 B	2015/07/24	2015/07/31
18630	J P Morgan SP BV – HSI European Warrants Jul 2015 D	2015/07/24	2015/07/31
17589	Macquarie Bank Ltd. – Sh Electric European Wts Jul 2015 A	2015/07/24	2015/07/31
18168	Nomura Int'l plc – CITIC Sec European Warrants Jul 2015 A	2015/07/24	2015/07/31
18169	Nomura Int'l plc – Haitong Sec European Warrants Jul 2015 A	2015/07/24	2015/07/31
18166	Nomura Int'l plc –CITIC Bank European Warrants Jul 2015 A	2015/07/24	2015/07/31
16815	SGA Societe Generale Acceptance N.V. – HSI Eur Wt Jul 2015 B	2015/07/24	2015/07/31
18817	SGA Societe Generale Acceptance N.V. – HSI Eur Wt Jul 2015 C	2015/07/24	2015/07/31
19661	SGA Societe Generale Acceptance N.V. – HSI Eur Wt Jul 2015 D	2015/07/24	2015/07/31
16740	SGA Societe Generale Acceptance N.V. -HSI Eu Put Wt Jul 15 A	2015/07/24	2015/07/31
19010	Standard Chartered Bank – CLP European Warrants Jul 2015 A	2015/07/24	2015/07/31
28344	Standard Chartered Bank – HKEx European Warrants Jul 2015 A	2015/07/24	2015/07/31
19059	Standard Chartered Bank – HS H-SHARE European Wts Jul 2015 A	2015/07/24	2015/07/31
19163	Standard Chartered Bank – HSBC European Warrants Jul 2015 B	2015/07/24	2015/07/31
16681	Standard Chartered Bank – HSCEI European Put Wts Jul 2015 A	2015/07/24	2015/07/31
18863	Standard Chartered Bank – HSCEI European Put Wts Jul 2015 C	2015/07/24	2015/07/31
18351	Standard Chartered Bank – HSCEI European Warrants Jul 2015 B	2015/07/24	2015/07/31
17383	Standard Chartered Bank – HSI European Put Wts Jul 2015 B	2015/07/24	2015/07/31
18399	Standard Chartered Bank – HSI European Put Wts Jul 2015 D	2015/07/24	2015/07/31
19562	Standard Chartered Bank – HSI European Put Wts Jul 2015 F	2015/07/24	2015/07/31
24870	Standard Chartered Bank – HSI European Warrants Jul 2015 A	2015/07/24	2015/07/31
18398	Standard Chartered Bank – HSI European Warrants Jul 2015 C	2015/07/24	2015/07/31
19489	Standard Chartered Bank – HSI European Warrants Jul 2015 E	2015/07/24	2015/07/31
18838	UBS AG – HSCEI European Put Warrants Jul 2015 A	2015/07/24	2015/07/31
19468	UBS AG – HSCEI European Put Warrants Jul 2015 C	2015/07/24	2015/07/31
19118	UBS AG – HSCEI European Warrants Jul 2015 B	2015/07/24	2015/07/31
20647	UBS AG – HSI European Put Warrants Jul 2015 C	2015/07/24	2015/07/31
18736	UBS AG – HSI European Warrants Jul 2015 A	2015/07/24	2015/07/31
18737	UBS AG – HSI European Warrants Jul 2015 B	2015/07/24	2015/07/31
28417	Bank of East Asia – Zhaojin Mining European Wts Jul 2015 A	2015/07/27	2015/08/03
19390	BOCI Asia Ltd. – Ping An European Put Warrants Jul 2015 B	2015/07/27	2015/08/03
15580	Credit Suisse – SMIC European Warrants Jul 2015 A	2015/07/27	2015/08/03
19050	Credit Suisse AG – A50 China European Warrants Jul 2015 A	2015/07/27	2015/08/03
19912	Credit Suisse AG – BYD European Warrants Jul 2015 A	2015/07/27	2015/08/03
18539	Credit Suisse AG – Ch Oilfield European Warrants Jul 2015 A	2015/07/27	2015/08/03
17645	Credit Suisse AG – China EB Ltd European Warrants Jul 2015 A	2015/07/27	2015/08/03
18902	Credit Suisse AG – China Life European Warrants Jul 2015 C	2015/07/27	2015/08/03
19780	Credit Suisse AG – China Mobile European Put Wts Jul 2015 D	2015/07/27	2015/08/03
19474	Credit Suisse AG – China Mobile European Warrants Jul 2015 A	2015/07/27	2015/08/03

List of expired derivative warrants, 2015 (continued)

Code	Warrant	Last trading date	Delisted date
19779	Credit Suisse AG – China Mobile European Warrants Jul 2015 C	2015/07/27	2015/08/03
17914	Credit Suisse AG – CNOOC European Warrants Jul 2015 A	2015/07/27	2015/08/03
19961	Credit Suisse AG – Galaxy Ent European Warrants Jul 2015 A	2015/07/27	2015/08/03
19514	Credit Suisse AG – GCL-Poly Energy European Wts Jul 2015 A	2015/07/27	2015/08/03
19170	Credit Suisse AG – HSBC European Wts Jul 2015 A	2015/07/27	2015/08/03
11505	Credit Suisse AG – KECL European Warrants Jul 2015 A	2015/07/27	2015/08/03
15815	Credit Suisse AG – Lenovo European Put Warrants Jul 2015 A	2015/07/27	2015/08/03
17885	Credit Suisse AG – Minsheng Bank European Wts Jul 2015 A	2015/07/27	2015/08/03
19567	Credit Suisse AG – Ping An European Put Warrants Jul 2015 D	2015/07/27	2015/08/03
19566	Credit Suisse AG – Ping An European Warrants Jul 2015 C	2015/07/27	2015/08/03
20303	Credit Suisse AG – Ping An European Warrants Jul 2015 E	2015/07/27	2015/08/03
20011	Credit Suisse AG – Sands China European Warrants Jul 2015 A	2015/07/27	2015/08/03
17404	Credit Suisse AG – Shenzhen Int'l European Wts Jul 2015 A	2015/07/27	2015/08/03
19345	Credit Suisse AG – Stanchart European Warrants Jul 2015 B	2015/07/27	2015/08/03
11455	Credit Suisse AG – Zijin Mining European Warrants Jul 2015 A	2015/07/27	2015/08/03
18960	Goldman Sachs SP (Asia) – CC Bank European Wts Jul 2015 A	2015/07/27	2015/08/03
19357	Goldman Sachs SP (Asia) – Ch Ship Cont European Wts Jul 15 A	2015/07/27	2015/08/03
19524	Goldman Sachs SP (Asia) – China Mobile Eu Put Wts Jul 2015 C	2015/07/27	2015/08/03
19306	Goldman Sachs SP (Asia) – China Unicom Euro Wts Jul 2015 A	2015/07/27	2015/08/03
19257	Goldman Sachs SP (Asia) – CSOP A50 ETF Euro Wts Jul 2015 C	2015/07/27	2015/08/03
19255	Goldman Sachs SP (Asia) – Galaxy Ent Euro Wts Jul 2015 B	2015/07/27	2015/08/03
19359	Goldman Sachs SP (Asia) – Greatwall Motor Eur Wts Jul 2015 A	2015/07/27	2015/08/03
19256	Goldman Sachs SP (Asia) – HSBC European Put Wts Jul 2015 A	2015/07/27	2015/08/03
17548	Goldman Sachs SP (Asia) – Sh Electric European Wts Jul 2015 A	2015/07/27	2015/08/03
19308	Goldman Sachs SP (Asia) – SHK Ppt European Wts Jul 2015 B	2015/07/27	2015/08/03
19356	Goldman Sachs SP (Asia) – Stanchart European Wts Jul 2015 A	2015/07/27	2015/08/03
19358	Goldman Sachs SP (Asia)-Sinopec Corp European Wts Jul 2015 A	2015/07/27	2015/08/03
16266	HK Bank – Agricultural Bank European Warrants Jul 2015 B	2015/07/27	2015/08/03
29805	HK Bank – BOCL European Warrants Jul 2015 A	2015/07/27	2015/08/03
17188	HK Bank – BOCL European Warrants Jul 2015 B	2015/07/27	2015/08/03
18107	HK Bank – BOCL European Warrants Jul 2015 C	2015/07/27	2015/08/03
18992	HK Bank – BOCL European Warrants Jul 2015 D	2015/07/27	2015/08/03
16070	HK Bank – CC Bank European Warrants Jul 2015 A	2015/07/27	2015/08/03
16841	HK Bank – CC Bank European Warrants Jul 2015 B	2015/07/27	2015/08/03
18179	HK Bank – CC Bank European Warrants Jul 2015 C	2015/07/27	2015/08/03
18765	HK Bank – CC Bank European Warrants Jul 2015 D	2015/07/27	2015/08/03
19278	HK Bank – CC Bank European Warrants Jul 2015 E	2015/07/27	2015/08/03
17362	HK Bank – Ch Comm Cons European Warrants Jul 2015 A	2015/07/27	2015/08/03
17224	HK Bank – Ch Oilfield European Warrants Jul 2015 A	2015/07/27	2015/08/03
16071	HK Bank – China Life European Warrants Jul 2015 A	2015/07/27	2015/08/03
18175	HK Bank – China Life European Warrants Jul 2015 B	2015/07/27	2015/08/03
18901	HK Bank – China Life European Warrants Jul 2015 C	2015/07/27	2015/08/03
19508	HK Bank – China Life European Warrants Jul 2015 D	2015/07/27	2015/08/03
19160	HK Bank – China Mobile European Put Warrants Jul 2015 A	2015/07/27	2015/08/03
19506	HK Bank – China Mobile European Put Warrants Jul 2015 D	2015/07/27	2015/08/03
19504	HK Bank – China Mobile European Warrants Jul 2015 B	2015/07/27	2015/08/03
19505	HK Bank – China Mobile European Warrants Jul 2015 C	2015/07/27	2015/08/03
19793	HK Bank – China Mobile European Warrants Jul 2015 E	2015/07/27	2015/08/03
18387	HK Bank – CITIC Bank European Warrants Jul 2015 A	2015/07/27	2015/08/03
18054	HK Bank – CITIC Sec European Warrants Jul 2015 A	2015/07/27	2015/08/03
19395	HK Bank – CSOP A50 ETF European Warrants Jul 2015 B	2015/07/27	2015/08/03
11980	HK Bank – Dongfeng Motor European Warrants Jul 2015 A	2015/07/27	2015/08/03
17081	HK Bank – Evergrande European Warrants Jul 2015 A	2015/07/27	2015/08/03
19103	HK Bank – Galaxy Ent European Warrants Jul 2015 A	2015/07/27	2015/08/03
17052	HK Bank – Huaneng Power European Warrants Jul 2015 A	2015/07/27	2015/08/03
17880	HK Bank – ICBC European Warrants Jul 2015 B	2015/07/27	2015/08/03
29203	HK Bank – Link REIT European Warrants Jul 2015 A	2015/07/27	2015/08/03
17579	HK Bank – Link REIT European Warrants Jul 2015 B	2015/07/27	2015/08/03
17748	HK Bank – Minsheng Bank European Warrants Jul 2015 A	2015/07/27	2015/08/03
18178	HK Bank – Minsheng Bank European Warrants Jul 2015 B	2015/07/27	2015/08/03
18384	HK Bank – Minsheng Bank European Warrants Jul 2015 C	2015/07/27	2015/08/03
19216	HK Bank – PetroChina European Warrants Jul 2015 A	2015/07/27	2015/08/03
17818	HK Bank – PICC Group European Warrants Jul 2015 A	2015/07/27	2015/08/03
19106	HK Bank – Ping An European Put Warrants Jul 2015 C	2015/07/27	2015/08/03
18990	HK Bank – Ping An European Warrants Jul 2015 A	2015/07/27	2015/08/03
19105	HK Bank – Ping An European Warrants Jul 2015 B	2015/07/27	2015/08/03
19365	HK Bank – Ping An European Warrants Jul 2015 D	2015/07/27	2015/08/03
19104	HK Bank – Sands China European Warrants Jul 2015 A	2015/07/27	2015/08/03
17492	HK Bank – Shanghai Electric European Warrants Jul 2015 A	2015/07/27	2015/08/03
19158	HK Bank – SHK Ppt European Warrants Jul 2015 A	2015/07/27	2015/08/03
19215	HK Bank – Sinopec Corp European Warrants Jul 2015 A	2015/07/27	2015/08/03
13921	HK Bank – Zijin Mining European Warrants Jul 2015 A	2015/07/27	2015/08/03
29366	J P Morgan SP BV – Chi Res Power European Wts Jul 2015 A	2015/07/27	2015/08/03
17911	J P Morgan SP BV – CNOOC European Warrants Jul 2015 A	2015/07/27	2015/08/03
17342	J P Morgan SP BV – Zoomlion European Warrants Jul 2015 A	2015/07/27	2015/08/03
16874	Nomura Int'l plc – Country Garden European Warrants Jul 15 A	2015/07/27	2015/08/03
17879	Nomura Int'l plc – A50 China European Warrants Jul 2015 A	2015/07/27	2015/08/03
17103	Nomura Int'l plc – Sh Petrochem European Warrants Jul 2015 A	2015/07/27	2015/08/03
28556	Standard Chartered Bank – China Res Gas Euro Wts Jul 2015 A	2015/07/27	2015/08/03
19236	Standard Chartered Bank – CITIC Sec European Wts Jul 2015 A	2015/07/27	2015/08/03
17244	Standard Chartered Bank – CNOOC European Warrants Jul 2015 A	2015/07/27	2015/08/03
14963	Standard Chartered Bank – CRCC European Warrants Jul 2015 A	2015/07/27	2015/08/03
19262	Standard Chartered Bank – CRRC European Warrants Jul 2015 A	2015/07/27	2015/08/03
17698	Standard Chartered Bank – Evergrande European Wts Jul 2015 A	2015/07/27	2015/08/03
16863	Standard Chartered Bank – Foxconn European Wts Jul 2015 A	2015/07/27	2015/08/03
19056	Standard Chartered Bank – Sands China Euro Wts Jul 2015 C	2015/07/27	2015/08/03
18186	UBS AG – CC Bank European Warrants Jul 2015 B	2015/07/27	2015/08/03

List of expired derivative warrants, 2015 (continued)

Code	Warrant	Last trading date	Delisted date
18574	BOCI Asia Ltd. – CC Bank European Warrants Aug 2015 B	2015/07/28	2015/08/04
19551	BOCI Asia Ltd. – China Mobile European Warrants Aug 2015 C	2015/07/28	2015/08/04
19091	BOCI Asia Ltd. – CKH European Warrants Aug 2015 A	2015/07/28	2015/08/04
19149	BOCI Asia Ltd. – HSBC European Warrants Aug 2015 A	2015/07/28	2015/08/04
18789	Daiwa Capital Mkt – BOCL European Warrants Aug 2015 A	2015/07/28	2015/08/04
18791	Daiwa Capital Mkt – CCB European Warrants Aug 2015 C	2015/07/28	2015/08/04
19385	Daiwa Capital Mkt – China Life European Warrants Aug 2015 B	2015/07/28	2015/08/04
19642	Daiwa Capital Mkt – HKEx European Warrants Aug 2015 B	2015/07/28	2015/08/04
18795	Daiwa Capital Mkt – ICBC European Warrants Aug 2015 A	2015/07/28	2015/08/04
19897	Goldman Sachs SP (Asia) – CC Bank European Wts Aug 2015 A	2015/07/28	2015/08/04
19196	Goldman Sachs SP (Asia) – CKH European Wts Aug 2015 A	2015/07/28	2015/08/04
19197	Goldman Sachs SP (Asia) – Galaxy Ent Euro Wts Aug 2015 A	2015/07/28	2015/08/04
19898	Goldman Sachs Sp (Asia) – ICBC European Warrants Aug 2015 B	2015/07/28	2015/08/04
19645	HK Bank – Galaxy Ent European Warrants Aug 2015 A	2015/07/28	2015/08/04
25852	J P Morgan SP BV – Agricultural Bk Euro Warrants Aug 2015 A	2015/07/28	2015/08/04
17142	J P Morgan SP BV – BankComm European Warrants Aug 2015 A	2015/07/28	2015/08/04
18149	J P Morgan SP BV – BankComm European Warrants Aug 2015 B	2015/07/28	2015/08/04
18672	J P Morgan SP BV – BYD European Warrants Aug 2015 A	2015/07/28	2015/08/04
18715	J P Morgan SP BV – BYD European Warrants Aug 2015 B	2015/07/28	2015/08/04
17608	J P Morgan SP BV – CAM CSI300 European Warrants Aug 2015 A	2015/07/28	2015/08/04
29139	J P Morgan SP BV – Ch Overseas European Warrants Aug 2015 A	2015/07/28	2015/08/04
29389	J P Morgan SP BV – Ch Overseas European Warrants Aug 2015 B	2015/07/28	2015/08/04
29864	J P Morgan SP BV – Chi Res Land European Warrants Aug 2015 A	2015/07/28	2015/08/04
20157	J P Morgan SP BV – China Life European Warrants Aug 2015 C	2015/07/28	2015/08/04
19786	J P Morgan SP BV – China Mob European Put Wts Aug 2015 C	2015/07/28	2015/08/04
17899	J P Morgan SP BV – CITIC Bank European Warrants Aug 2015 A	2015/07/28	2015/08/04
18625	J P Morgan SP BV – CITIC Sec European Warrants Aug 2015 A	2015/07/28	2015/08/04
20155	J P Morgan SP BV – CSOP A50 ETF European Warrants Aug 2015 B	2015/07/28	2015/08/04
19981	J P Morgan SP BV – Galaxy Ent European Put Wts Aug 2015 B	2015/07/28	2015/08/04
20177	J P Morgan SP BV – Galaxy Ent European Warrants Aug 2015 C	2015/07/28	2015/08/04
19078	J P Morgan SP BV – Greatwall Motor European Wts Aug 2015 A	2015/07/28	2015/08/04
18624	J P Morgan SP BV – Haitong Sec European Put Warrants Aug 2015 B	2015/07/28	2015/08/04
20042	J P Morgan SP BV – HKEx European Warrants Aug 2015 A	2015/07/28	2015/08/04
20156	J P Morgan SP BV – HSBC European Warrants Aug 2015 C	2015/07/28	2015/08/04
18936	J P Morgan SP BV – ICBC European Warrants Aug 2015 A	2015/07/28	2015/08/04
13709	J P Morgan SP BV – Lenovo European Put Warrants Aug 2015 A	2015/07/28	2015/08/04
15108	J P Morgan SP BV – Lenovo European Put Warrants Aug 2015 B	2015/07/28	2015/08/04
18716	J P Morgan SP BV – Li & Fung European Warrants Aug 2015 A	2015/07/28	2015/08/04
18150	J P Morgan SP BV – Minsheng Bank European Wts Aug 2015 A	2015/07/28	2015/08/04
17951	J P Morgan SP BV – PetroChina European Warrants Aug 2015 A	2015/07/28	2015/08/04
19944	J P Morgan SP BV – PetroChina European Warrants Aug 2015 B	2015/07/28	2015/08/04
19574	J P Morgan SP BV – Ping An European Put Warrants Aug 2015 C	2015/07/28	2015/08/04
29866	J P Morgan SP BV – Shimao Property European Wts Aug 2015 A	2015/07/28	2015/08/04
19943	J P Morgan SP BV – Sinopec Corp European Warrants Aug 2015 B	2015/07/28	2015/08/04
17724	J P Morgan SP BV – Sinopharm European Warrants Aug 2015 A	2015/07/28	2015/08/04
17388	J P Morgan SP BV – Sound Global European Warrants Aug 2015 A	2015/07/28	2015/08/04
20349	J P Morgan SP BV – Tencent European Warrants Aug 2015 C	2015/07/28	2015/08/04
29099	J P Morgan SP BV – Weigao Group European Warrants Aug 2015 A	2015/07/28	2015/08/04
29368	J P Morgan SP BV – Zijin Mining European Warrants Aug 2015 A	2015/07/28	2015/08/04
16624	Macquarie Bank Ltd. – Poly HK Inv European Wts Aug 2015 A	2015/07/28	2015/08/04
14828	SGA Societe Generale Acceptance N.V. – BOCL Eu Wt Aug 2015 A	2015/07/28	2015/08/04
15470	SGA Societe Generale Acceptance N.V. – HLand Eur Wt Aug 15 A	2015/07/28	2015/08/04
19947	SGA Societe Generale Acceptance N.V. – Petch Eu Wt Aug 2015A	2015/07/28	2015/08/04
18842	Standard Chartered Bank – China Life Euro Put Wts Aug 2015 A	2015/07/28	2015/08/04
16857	Standard Chartered Bank – China Mobile Euro Wts Aug 2015 A	2015/07/28	2015/08/04
17586	Standard Chartered Bank – Galaxy Ent Euro Put Wts Aug 2015 A	2015/07/28	2015/08/04
20175	Standard Chartered Bank – Galaxy Ent European Wts Aug 2015 B	2015/07/28	2015/08/04
19288	Standard Chartered Bank – SHK P European Warrants Aug 2015 A	2015/07/28	2015/08/04
19775	UBS AG – China Mobile European Put Warrants Aug 2015 C	2015/07/28	2015/08/04
27132	UBS AG – Lenovo European Put Warrants Aug 2015 A	2015/07/28	2015/08/04
29768	BNP Paribas Arbit Issu B.V. – Chi Res Land Eu Wt Aug 2015 A	2015/07/29	2015/08/05
29543	BNP Paribas Arbit Issu B.V. – A50 China Euro Wts Aug 2015 A	2015/07/29	2015/08/05
18328	BNP Paribas Arbit Issu B.V. – BankComm Euro Wts Aug 2015 A	2015/07/29	2015/08/05
19176	BNP Paribas Arbit Issu B.V. – CC Bank Euro Wts Aug 2015 A	2015/07/29	2015/08/05
16669	BNP Paribas Arbit Issu B.V. – Ch Comm Cons Eur Wt Aug 2015 A	2015/07/29	2015/08/05
17447	BNP Paribas Arbit Issu B.V. – Ch Comm Cons Eur Wt Aug 2015 B	2015/07/29	2015/08/05
18327	BNP Paribas Arbit Issu B.V. – Ch Mobile Euro Wts Aug 2015 A	2015/07/29	2015/08/05
19455	BNP Paribas Arbit Issu B.V. – Ch Mobile Euro Wts Aug 2015 B	2015/07/29	2015/08/05
29594	BNP Paribas Arbit Issu B.V. – China Coal Euro Wts Aug 2015 A	2015/07/29	2015/08/05
17503	BNP Paribas Arbit Issu B.V. – China Life Euro Wts Aug 2015 A	2015/07/29	2015/08/05
29761	BNP Paribas Arbit Issu B.V. – China Overseas Eu Wt Aug 2015A	2015/07/29	2015/08/05
29994	BNP Paribas Arbit Issu B.V. – CKH Euro Wts Aug 2015 A	2015/07/29	2015/08/05
16958	BNP Paribas Arbit Issu B.V. – CNOOC European Wts Aug 2015 A	2015/07/29	2015/08/05
17982	BNP Paribas Arbit Issu B.V. – CSOP A50 ETF Eu Wts Aug 2015 A	2015/07/29	2015/08/05
18492	BNP Paribas Arbit Issu B.V. – Evergrande Euro Wts Aug 2015 A	2015/07/29	2015/08/05
19064	BNP Paribas Arbit Issu B.V. – Galaxy Ent Euro Wts Aug 2015 A	2015/07/29	2015/08/05
15527	BNP Paribas Arbit Issu B.V. – GCL-Poly Euro Wts Aug 2015 A	2015/07/29	2015/08/05
18719	BNP Paribas Arbit Issu B.V. – Geely Auto Euro Wts Aug 2015 A	2015/07/29	2015/08/05
19178	BNP Paribas Arbit Issu B.V. – ICBC European Wts Aug 2015 A	2015/07/29	2015/08/05
18108	BNP Paribas Arbit Issu B.V. – Ping An European Wt Aug 2015 A	2015/07/29	2015/08/05
16827	BNP Paribas Arbit Issu B.V. – Shenzhen Int'l Eu Wt Aug 2015A	2015/07/29	2015/08/05
24572	BNP Paribas Arbit Issu B.V. – Sino Land Euro Wt Aug 2015 A	2015/07/29	2015/08/05
14008	BNP Paribas Arbit Issu B.V. – Tencent Hldgs Eu Wt Aug 2015 A	2015/07/29	2015/08/05
20111	BOCI Asia Ltd. – Tencent Holdings European Wts Aug 2015 A	2015/07/29	2015/08/05
19680	Daiwa Capital Mkt – HSBC European Warrants Aug 2015 C	2015/07/29	2015/08/05
18855	J P Morgan SP BV – A50 China European Warrants Aug 2015 A	2015/07/29	2015/08/05
19335	J P Morgan SP BV – AIA European Put Warrants Aug 2015 A	2015/07/29	2015/08/05

List of expired derivative warrants, 2015 (continued)

Code	Warrant	Last trading date	Delisted date
19208	J P Morgan SP BV – BOCL European Put Wts Aug 2015 B	2015/07/29	2015/08/05
18837	J P Morgan SP BV – BOCL European Warrants Aug 2015 A	2015/07/29	2015/08/05
18761	J P Morgan SP BV – CAM CSI300 European Warrants Aug 2015 B	2015/07/29	2015/08/05
18281	J P Morgan SP BV – CC Bank European Wts Aug 2015 A	2015/07/29	2015/08/05
17284	J P Morgan SP BV – Ch Oilfield Euro Wts Aug 2015 A	2015/07/29	2015/08/05
19024	J P Morgan SP BV – China Coal European Warrants Aug 2015 A	2015/07/29	2015/08/05
18860	J P Morgan SP BV – China Life European Put Wts Aug 2015 A	2015/07/29	2015/08/05
19384	J P Morgan SP BV – China Life European Warrants Aug 2015 B	2015/07/29	2015/08/05
19482	J P Morgan SP BV – China Mob European Put Wts Aug 2015 B	2015/07/29	2015/08/05
19240	J P Morgan SP BV – China Mob European Wts Aug 2015 A	2015/07/29	2015/08/05
19018	J P Morgan SP BV – China Taiping European Wts Aug 2015 A	2015/07/29	2015/08/05
18379	J P Morgan SP BV – China Tel European Warrants Aug 2015 A	2015/07/29	2015/08/05
18971	J P Morgan SP BV – China Vanke European Warrants Aug 2015 A	2015/07/29	2015/08/05
19023	J P Morgan SP BV – Chsouthcity European Warrants Aug 2015 A	2015/07/29	2015/08/05
19334	J P Morgan SP BV – Chsouthcity European Warrants Aug 2015 B	2015/07/29	2015/08/05
19202	J P Morgan SP BV – CKH European Warrants Aug 2015 A	2015/07/29	2015/08/05
18857	J P Morgan SP BV – CSOP A50 ETF European Warrants Aug 2015 A	2015/07/29	2015/08/05
19020	J P Morgan SP BV – Datang European Wts Aug 2015 A	2015/07/29	2015/08/05
19029	J P Morgan SP BV – Evergrande European Warrants Aug 2015 A	2015/07/29	2015/08/05
19075	J P Morgan SP BV – Galaxy Ent European Warrants Aug 2015 A	2015/07/29	2015/08/05
19140	J P Morgan SP BV – HSBC European Put Warrants Aug 2015 A	2015/07/29	2015/08/05
19528	J P Morgan SP BV – HSBC European Warrants Aug 2015 B	2015/07/29	2015/08/05
18965	J P Morgan SP BV – Huaneng Power European Wts Aug 2015 A	2015/07/29	2015/08/05
19243	J P Morgan SP BV – ICBC European Put Wts Aug 2015 B	2015/07/29	2015/08/05
19422	J P Morgan SP BV – ICBC European Warrants Aug 2015 C	2015/07/29	2015/08/05
18273	J P Morgan SP BV – Kingsoft European Warrants Aug 2015 A	2015/07/29	2015/08/05
16187	J P Morgan SP BV – Melco Int'l Dev European Wts Aug 2015 A	2015/07/29	2015/08/05
18854	J P Morgan SP BV – Minsheng Bank European Wts Aug 2015 B	2015/07/29	2015/08/05
18967	J P Morgan SP BV – New World Dev European Wts Aug 2015 A	2015/07/29	2015/08/05
19022	J P Morgan SP BV – PICC Group European Warrants Aug 2015 A	2015/07/29	2015/08/05
18859	J P Morgan SP BV – Ping An European Put Warrants Aug 2015 A	2015/07/29	2015/08/05
19238	J P Morgan SP BV – Ping An European Warrants Aug 2015 B	2015/07/29	2015/08/05
19074	J P Morgan SP BV – Sands China European Warrants Aug 2015 A	2015/07/29	2015/08/05
18762	J P Morgan SP BV – SHK Ppt European Warrants Aug 2015 A	2015/07/29	2015/08/05
18668	J P Morgan SP BV – Sinopec Corp European Warrants Aug 2015 A	2015/07/29	2015/08/05
19872	J P Morgan SP BV – Tencent European Warrants Aug 2015 B	2015/07/29	2015/08/05
19302	J P Morgan SP BV – Wharf European Warrants Aug 2015 A	2015/07/29	2015/08/05
19299	Macquarie Bank Ltd. – AIA European Warrants Aug 2015 A	2015/07/29	2015/08/05
18494	Macquarie Bank Ltd. – Anhui Conch European Wts Aug 2015 A	2015/07/29	2015/08/05
19300	Macquarie Bank Ltd. – Baiyunshan Ph European Warrants Aug 2015 A	2015/07/29	2015/08/05
19132	Macquarie Bank Ltd. – BankComm European Warrants Aug 2015 A	2015/07/29	2015/08/05
19129	Macquarie Bank Ltd. – BOCL European Warrants Aug 2015 A	2015/07/29	2015/08/05
18402	Macquarie Bank Ltd. – BYD European Warrants Aug 2015 A	2015/07/29	2015/08/05
19512	Macquarie Bank Ltd. – CAM CSI300 European Wts Aug 2015 A	2015/07/29	2015/08/05
18285	Macquarie Bank Ltd. – CC Bank European Warrants Aug 2015 A	2015/07/29	2015/08/05
14747	Macquarie Bank Ltd. – Chi Res Land European Wts Aug 2015 A	2015/07/29	2015/08/05
13719	Macquarie Bank Ltd. – China EB Ltd Euro Warrants Aug 2015 A	2015/07/29	2015/08/05
18806	Macquarie Bank Ltd. – China EB Ltd Euro Warrants Aug 2015 B	2015/07/29	2015/08/05
18238	Macquarie Bank Ltd. – China Life European Wts Aug 2015 A	2015/07/29	2015/08/05
18534	Macquarie Bank Ltd. – China Mengniu European Wts Aug 2015 A	2015/07/29	2015/08/05
19515	Macquarie Bank Ltd. – China Mobile European Wts Aug 2015 A	2015/07/29	2015/08/05
20472	Macquarie Bank Ltd. – China Mobile European Wts Aug 2015 B	2015/07/29	2015/08/05
18751	Macquarie Bank Ltd. – China Taiping European Wts Aug 2015 A	2015/07/29	2015/08/05
19570	Macquarie Bank Ltd. – China Tel European Warrants Aug 2015 A	2015/07/29	2015/08/05
18699	Macquarie Bank Ltd. – CRCC European Warrants Aug 2015 A	2015/07/29	2015/08/05
19274	Macquarie Bank Ltd. – Foxconn European Warrants Aug 2015 A	2015/07/29	2015/08/05
19151	Macquarie Bank Ltd. – Galaxy Ent European Wts Aug 2015 A	2015/07/29	2015/08/05
19318	Macquarie Bank Ltd. – HSBC European Warrants Aug 2015 A	2015/07/29	2015/08/05
18750	Macquarie Bank Ltd. – Huaneng Power European Wts Aug 2015 A	2015/07/29	2015/08/05
11004	Macquarie Bank Ltd. – KECL European Warrants Aug 2015 A	2015/07/29	2015/08/05
18241	Macquarie Bank Ltd. – NCI European Warrants Aug 2015 A	2015/07/29	2015/08/05
19036	Macquarie Bank Ltd. – PetroChina European Wts Aug 2015 A	2015/07/29	2015/08/05
16377	Macquarie Bank Ltd. – PICC Group European Wts Aug 2015 A	2015/07/29	2015/08/05
13824	Macquarie Bank Ltd. – PICC P&C European Warrants Aug 2015 A	2015/07/29	2015/08/05
19513	Macquarie Bank Ltd. – Ping An European Warrants Aug 2015 A	2015/07/29	2015/08/05
19297	Macquarie Bank Ltd. – Poly HK Inv European Wts Aug 2015 B	2015/07/29	2015/08/05
17590	Macquarie Bank Ltd. – Sh Petrochem European Wts Aug 2015 A	2015/07/29	2015/08/05
19319	Macquarie Bank Ltd. – SHK Ppt European Warrants Aug 2015 A	2015/07/29	2015/08/05
16180	Macquarie Bank Ltd. – Sinopharm European Warrants Aug 2015 A	2015/07/29	2015/08/05
13805	Macquarie Bank Ltd. – SMIC European Warrants Aug 2015 A	2015/07/29	2015/08/05
19150	Macquarie Bank Ltd. – Tencent European Put Wts Aug 2015 A	2015/07/29	2015/08/05
19572	Macquarie Bank Ltd. – Tencent European Put Wts Aug 2015 E	2015/07/29	2015/08/05
19230	Macquarie Bank Ltd. – Tencent European Warrants Aug 2015 B	2015/07/29	2015/08/05
19320	Macquarie Bank Ltd. – Tencent European Warrants Aug 2015 C	2015/07/29	2015/08/05
19321	Macquarie Bank Ltd. – Tencent European Warrants Aug 2015 D	2015/07/29	2015/08/05
19589	Macquarie Bank Ltd. – Tencent European Warrants Aug 2015 F	2015/07/29	2015/08/05
27763	Macquarie Bank Ltd. – Weigao Group European Wts Aug 2015 A	2015/07/29	2015/08/05
14764	Macquarie Bank Ltd. – Zijin Mining European Wts Aug 2015 A	2015/07/29	2015/08/05
18284	Macquarie Bank Ltd. – Agricultural Bk Euro Warrants Aug 2015 A	2015/07/29	2015/08/05
19295	Standard Chartered Bank – China Mobile Euro Wts Aug 2015 B	2015/07/29	2015/08/05
14020	Standard Chartered Bank – KECL European Put Warrants Aug 15A	2015/07/29	2015/08/05
28553	Standard Chartered Bank – Lenovo European Put Wts Aug 2015 A	2015/07/29	2015/08/05
19593	Standard Chartered Bank – Tencent Hldg Euro Wts Aug 2015 B	2015/07/29	2015/08/05
15647	UBS AG – Lenovo European Put Warrants Aug 2015 B	2015/07/29	2015/08/05
19884	UBS AG – Sands China European Warrants Aug 2015 B	2015/07/29	2015/08/05
19535	Goldman Sachs SP (Asia) – China Mobile Euro Wts Aug 2015 A	2015/07/30	2015/08/06
11132	SGA Societe Generale Acceptance N.V – COVS Eu Wts Aug 2015 A	2015/07/30	2015/08/06

List of expired derivative warrants, 2015 (continued)

Code	Warrant	Last trading date	Delisted date
18313	SGA Societe Generale Acceptance N.V. – AGBK Eu Wt Aug 2015 A	2015/07/30	2015/08/06
19152	SGA Societe Generale Acceptance N.V. – BOCL Eu Put Wt Aug15C	2015/07/30	2015/08/06
18194	SGA Societe Generale Acceptance N.V. – BOCL Eu Wt Aug 2015 B	2015/07/30	2015/08/06
17932	SGA Societe Generale Acceptance N.V. – BOCOM Eu Wt Aug 2015A	2015/07/30	2015/08/06
18099	SGA Societe Generale Acceptance N.V. – BYD Eu Wt Aug 2015 A	2015/07/30	2015/08/06
16943	SGA Societe Generale Acceptance N.V. – CCB Eur Wt Aug 2015 A	2015/07/30	2015/08/06
18042	SGA Societe Generale Acceptance N.V. – CCB Eur Wt Aug 2015 B	2015/07/30	2015/08/06
19003	SGA Societe Generale Acceptance N.V. – CCB Eur Wt Aug 2015 C	2015/07/30	2015/08/06
19294	SGA Societe Generale Acceptance N.V. – Ch Mob Eu Wt Aug 15 A	2015/07/30	2015/08/06
19344	SGA Societe Generale Acceptance N.V. – Ch Mob Eu Wt Aug 15 B	2015/07/30	2015/08/06
19554	SGA Societe Generale Acceptance N.V. – Ch Mob Eu Wt Aug 15 C	2015/07/30	2015/08/06
17107	SGA Societe Generale Acceptance N.V. – CHALCO Eu Wt Aug 15 A	2015/07/30	2015/08/06
17933	SGA Societe Generale Acceptance N.V. – CITBK Eu Wt Aug 15 A	2015/07/30	2015/08/06
19583	SGA Societe Generale Acceptance N.V. – CMob Eu Put Wt Aug15D	2015/07/30	2015/08/06
17867	SGA Societe Generale Acceptance N.V. – CNOOC Eu Wt Aug 2015A	2015/07/30	2015/08/06
19586	SGA Societe Generale Acceptance N.V. – CP&CC Eu Wt Aug 2015A	2015/07/30	2015/08/06
18363	SGA Societe Generale Acceptance N.V. – GCL-Poly Eu Wt Aug15A	2015/07/30	2015/08/06
19379	SGA Societe Generale Acceptance N.V. – HSBC Eu Wt Aug 2015 A	2015/07/30	2015/08/06
19447	SGA Societe Generale Acceptance N.V. – HSBC Eu Wt Aug 2015 B	2015/07/30	2015/08/06
19155	SGA Societe Generale Acceptance N.V. – ICBC Eu Put Wt Aug15B	2015/07/30	2015/08/06
18046	SGA Societe Generale Acceptance N.V. – ICBC Eu Wt Aug 2015 A	2015/07/30	2015/08/06
17633	SGA Societe Generale Acceptance N.V. – KECL Eu Wt Aug 2015 A	2015/07/30	2015/08/06
18913	SGA Societe Generale Acceptance N.V. – Kingsoft Eu Wt Aug15A	2015/07/30	2015/08/06
20192	SGA Societe Generale Acceptance N.V. – Petch Eu Wt Aug 2015B	2015/07/30	2015/08/06
19327	SGA Societe Generale Acceptance N.V. – SHK P Eu Wt Aug 2015A	2015/07/30	2015/08/06
18182	SGA Societe Generale Acceptance N.V.- A50 Ch Eu Wt Aug 2015A	2015/07/30	2015/08/06
19001	SGA Societe Generale Acceptance N.V.- A50 Ch Eu Wt Aug 2015B	2015/07/30	2015/08/06
19153	SGA Societe Generale Acceptance N.V. -CCB Euro Put Wt Aug15D	2015/07/30	2015/08/06
17753	SGA Societe Generale Acceptance N.V. -CCCLC Eu Wt Aug 2015 A	2015/07/30	2015/08/06
18604	SGA Societe Generale Acceptance N.V. -CITIC Sec Eu Wt Aug15A	2015/07/30	2015/08/06
17733	SGA Societe Generale Acceptance N.V. -CLife Eu Wt Aug 2015 A	2015/07/30	2015/08/06
18658	SGA Societe Generale Acceptance N.V. -CLife Eu Wt Aug 2015 B	2015/07/30	2015/08/06
19769	SGA Societe Generale Acceptance N.V. -CLife Eu Wt Aug 2015 C	2015/07/30	2015/08/06
18911	SGA Societe Generale Acceptance N.V. -Greatwall Eu Wt Aug15A	2015/07/30	2015/08/06
14846	SGA Societe Generale Acceptance N.V. -Link REIT Eu Wt Aug15A	2015/07/30	2015/08/06
17934	SGA Societe Generale Acceptance N.V. -Ping An Eu Wt Aug 15 A	2015/07/30	2015/08/06
18131	SGA Societe Generale Acceptance N.V. -Ping An Eu Wt Aug 15 B	2015/07/30	2015/08/06
19002	SGA Societe Generale Acceptance N.V. -Ping An Eu Wt Aug 15 C	2015/07/30	2015/08/06
19588	SGA Societe Generale Acceptance N.V. -Tencent Eu Wt Aug 15 A	2015/07/30	2015/08/06
20008	SGA Societe Generale Acceptance N.V. -Tencent Eu Wt Aug 15 B	2015/07/30	2015/08/06
19629	SGA Societe Generale Acceptance N.V.-A50 Ch Eu Put Wt Aug15C	2015/07/30	2015/08/06
18544	SGA Societe Generale Acceptance N.V.-Ch Mengniu Eu Wt Aug15A	2015/07/30	2015/08/06
19446	SGA Societe Generale Acceptance N.V.-Galaxy Ent Eu Wt Aug15A	2015/07/30	2015/08/06
19733	SGA Societe Generale Acceptance N.V.-Galaxy Ent Eu Wt Aug15C	2015/07/30	2015/08/06
19654	SGA Societe Generale Acceptance N.V.-Galaxy Eu Put Wt Aug15B	2015/07/30	2015/08/06
18608	SGA Societe Generale Acceptance N.V.-Li & Fung Eu Wt Aug15 A	2015/07/30	2015/08/06
17228	SGA Societe Generale Acceptance N.V.-Stanchart Eu Wt Aug15 A	2015/07/30	2015/08/06
18661	SGA Societe Generale Acceptance N.V.-Wynn Macau Eu Wt Aug15A	2015/07/30	2015/08/06
18927	SGA Societe Generale Acceptance N.V.-Anhui Conch Eu Wt Aug15A	2015/07/30	2015/08/06
18314	SGA Societe Generale Acceptance N.V.-Ch Oilfield Eu Wt Aug15A	2015/07/30	2015/08/06
18077	SGA Societe Generale Acceptance N.V.-Haitong Sec Eu Wt Aug15B	2015/07/30	2015/08/06
20609	SGA Societe Generale Acceptance N.V.-HS H-SHARE Eu Wts Aug15A	2015/07/30	2015/08/06
19915	SGA Societe Generale Acceptance N.V.-Ping An Eu Put Wt Aug15D	2015/07/30	2015/08/06
18609	SGA Societe Generale Acceptance N.V.-Sands China Eu Wt Aug15A	2015/07/30	2015/08/06
24388	SGA Societe Generale Acceptance NV-Chi Res Land Eu Wt Aug15A	2015/07/30	2015/08/06
18181	SGA Societe Generale Acceptance NV-CSOP A50 ETF Eu Wt Aug15A	2015/07/30	2015/08/06
18997	SGA Societe Generale Acceptance NV-CSOP A50 ETF Eu Wt Aug15B	2015/07/30	2015/08/06
19582	SGA Societe Generale Acceptance NV-CSOP A50 ETF Eu Wt Aug15C	2015/07/30	2015/08/06
18195	SGA Societe Generale Acceptance NV-Minsheng Bk Eu Wt Aug15 A	2015/07/30	2015/08/06
18249	SGA Societe Generale Acceptance NV-Minsheng Bk Eu Wt Aug15 B	2015/07/30	2015/08/06
19824	SGA Societe Generale Acceptance NV-Sands Ch Eu Put Wt Aug15B	2015/07/30	2015/08/06
15635	SGA Societe Generale Acceptance NV-Zijin Mining Eu Wt Aug15A	2015/07/30	2015/08/06
18961	Standard Chartered Bank – Ch Overseas Eur Put Wts Aug 2015 A	2015/07/30	2015/08/06
19057	Standard Chartered Bank – China Overseas Euro Wt Aug 2015 B	2015/07/30	2015/08/06
18394	Standard Chartered Bank – MGM China European Wts Aug 2015 A	2015/07/30	2015/08/06
18776	Standard Chartered Bank – Minsheng Bank Euro Wts Aug 2015 A	2015/07/30	2015/08/06
19259	Standard Chartered Bank – Ping An Euro Put Wts Aug 2015 A	2015/07/30	2015/08/06
19494	Standard Chartered Bank – Ping An European Wts Aug 2015 B	2015/07/30	2015/08/06
16832	Standard Chartered Bank – Sinopec Corp Euro Wts Aug 2015 A	2015/07/30	2015/08/06
18466	Standard Chartered Bank –Kingsoft European Wts Aug 2015 A	2015/07/30	2015/08/06
20838	UBS AG – China Mobile European Warrants Aug 2015 D	2015/07/30	2015/08/06
19406	Credit Suisse AG – CC Bank European Warrants Aug 2015 A	2015/07/31	2015/08/07
19391	BOCI Asia Ltd. – Ping An European Warrants Aug 2015 A	2015/08/03	2015/08/10
20091	Credit Suisse AG – China Mobile European Warrants Aug 2015 A	2015/08/03	2015/08/10
20014	Credit Suisse AG – Galaxy Ent European Warrants Aug 2015 A	2015/08/03	2015/08/10
19346	Credit Suisse AG – HSBC European Wts Aug 2015 B	2015/08/03	2015/08/10
20125	Credit Suisse AG – Stanchart European Warrants Aug 2015 A	2015/08/03	2015/08/10
18050	Daiwa Capital Mkt – China Cinda European Warrants Aug 2015 A	2015/08/03	2015/08/10
19696	Standard Chartered Bank – ICBC European Warrants Aug 2015 A	2015/08/03	2015/08/10
19340	Standard Chartered Bank-China Life European Wts Aug 2015 C	2015/08/03	2015/08/10
20376	UBS AG – Tencent Holdings European Warrants Aug 2015 D	2015/08/03	2015/08/10
19144	BOCI Asia Ltd. – China Mobile European Put Wts Aug 2015 A	2015/08/04	2015/08/11
20115	BOCI Asia Ltd. – China Mobile European Warrants Aug 2015 D	2015/08/04	2015/08/11
15562	BOCI Asia Ltd. – CNOOC European Put Warrants Aug 2015 A	2015/08/04	2015/08/11
20112	BOCI Asia Ltd. – CSOP A50 ETF European Warrants Aug 2015 A	2015/08/04	2015/08/11
19093	BOCI Asia Ltd. – Galaxy Ent European Warrants Aug 2015 A	2015/08/04	2015/08/11
15270	BOCI Asia Ltd. – Lenovo European Put Warrants Aug 2015 A	2015/08/04	2015/08/11

List of expired derivative warrants, 2015 (continued)

Code	Warrant	Last trading date	Delisted date
20144	BOCI Asia Ltd. – SHK Ppt European Warrants Aug 2015 A	2015/08/04	2015/08/11
18224	Credit Suisse AG – Zijin Mining European Warrants Aug 2015 A	2015/08/04	2015/08/11
18790	Daiwa Capital Mkt – CCB European Put Warrants Aug 2015 B	2015/08/04	2015/08/11
18951	Daiwa Capital Mkt – CSOP A50 ETF European Wts Aug 2015 A	2015/08/04	2015/08/11
20790	J P Morgan SP BV – China Cinda European Warrants Aug 2015 A	2015/08/04	2015/08/11
20793	J P Morgan SP BV – China Life European Warrants Aug 2015 D	2015/08/04	2015/08/11
15761	J P Morgan SP BV – CNOOC European Put Warrants Aug 2015 A	2015/08/04	2015/08/11
14632	Standard Chartered Bank – Cathay Pac Air Euro Wts Aug 2015 A	2015/08/04	2015/08/11
19437	Standard Chartered Bank – CITIC Sec European Wts Aug 2015 B	2015/08/04	2015/08/11
29354	Standard Chartered Bank – CNOOC European Warrants Aug 2015 A	2015/08/04	2015/08/11
19282	Standard Chartered Bank – CSOP A50 ETF Euro Wts Aug 2015 A	2015/08/04	2015/08/11
19729	Standard Chartered Bank – Greatwall Motor Euro Wt Aug 2015 A	2015/08/04	2015/08/11
19748	Standard Chartered Bank – HSBC European Warrants Aug 2015 A	2015/08/04	2015/08/11
20991	Standard Chartered Bank-China Life European Wts Aug 2015 D	2015/08/04	2015/08/11
19466	UBS AG – A50 China European Warrants Aug 2015 A	2015/08/04	2015/08/11
18011	UBS AG – CC Bank European Warrants Aug 2015 A	2015/08/04	2015/08/11
18945	UBS AG – CC Bank European Warrants Aug 2015 B	2015/08/04	2015/08/11
19469	UBS AG – China Mobile European Put Warrants Aug 2015 A	2015/08/04	2015/08/11
18139	UBS AG – CITIC Sec European Warrants Aug 2015 A	2015/08/04	2015/08/11
18008	UBS AG – CSOP A50 ETF European Warrants Aug 2015 A	2015/08/04	2015/08/11
19249	UBS AG – Ping An European Warrants Aug 2015 A	2015/08/04	2015/08/11
19659	UBS AG – Sands China European Put Warrants Aug 2015 A	2015/08/04	2015/08/11
19631	UBS AG – SPDR Gold Trust European Warrants Aug 2015 A	2015/08/04	2015/08/11
19660	UBS AG – Tencent Holdings European Put Warrants Aug 2015 C	2015/08/04	2015/08/11
16360	BOCI Asia Ltd. – HKEx European Warrants Aug 2015 A	2015/08/05	2015/08/12
17993	Credit Suisse AG – A50 China European Put Wts Aug 2015 A	2015/08/05	2015/08/12
13871	Credit Suisse AG – Fosun Intl European Warrants Aug 2015 A	2015/08/05	2015/08/12
11465	Credit Suisse AG – Haitong Sec European Warrants Aug 2015 A	2015/08/05	2015/08/12
15629	Credit Suisse AG – HKEx European Warrants Aug 2015 A	2015/08/05	2015/08/12
17617	Daiwa Capital Mkt – HKEx European Warrants Aug 2015 A	2015/08/05	2015/08/12
12726	Goldman Sachs SP (Asia) – Haitong Sec Euro Wts Aug 2015 A	2015/08/05	2015/08/12
29813	HK Bank – Haitong Sec European Warrants Aug 2015 A	2015/08/05	2015/08/12
17479	J P Morgan SP BV – Haitong Sec European Warrants Aug 2015 A	2015/08/05	2015/08/12
29979	Standard Chartered Bank – Haitong Sec Euro Wts Aug 2015 A	2015/08/05	2015/08/12
19728	Standard Chartered Bank – Sands China Eu Put Wts Aug 2015 C	2015/08/05	2015/08/12
19590	Standard Chartered Bank – Sands China Euro Wts Aug 2015 B	2015/08/05	2015/08/12
19771	UBS AG – China Mobile European Warrants Aug 2015 B	2015/08/05	2015/08/12
23737	UBS AG – Fosun Intl European Warrants Aug 2015 A	2015/08/05	2015/08/12
17419	UBS AG – Haitong Sec European Warrants Aug 2015 A	2015/08/05	2015/08/12
18475	HK Bank – HKEx European Warrants Aug 2015 A	2015/08/06	2015/08/13
19765	Macquarie Bank Ltd. – Datang European Warrants Aug 2015 A	2015/08/06	2015/08/13
29920	SGA Societe Generale Acceptance N.V-Haitong Sec Eu Wt Aug15A	2015/08/06	2015/08/13
17551	Standard Chartered Bank – Tingyi European Warrants Aug 2015A	2015/08/06	2015/08/13
18396	Standard Chartered Bank – Wynn Macau European Wts Aug 2015 A	2015/08/06	2015/08/13
12804	Daiwa Capital Mkt – CSOP A50 ETF European Wts Oct 2015 A	2015/08/13	2015/08/14
19568	Credit Suisse AG – China Life European Warrants Aug 2015 B	2015/08/10	2015/08/17
18233	Daiwa Capital Mkt – China Life European Warrants Aug 2015 A	2015/08/10	2015/08/17
19145	BOCI Asia Ltd. – China Mobile European Warrants Aug 2015 B	2015/08/11	2015/08/18
17538	BOCI Asia Ltd. – Haitong Sec European Warrants Aug 2015 A	2015/08/11	2015/08/18
18221	BOCI Asia Ltd. – ICBC European Warrants Aug 2015 A	2015/08/11	2015/08/18
19861	Daiwa Capital Mkt – HSBC European Warrants Aug 2015 D	2015/08/11	2015/08/18
17339	Goldman Sachs SP (Asia) – Ch Oilfield European Wts Aug 2015A	2015/08/11	2015/08/18
15123	HK Bank – CAM CSI300 European Warrants Aug 2015 A	2015/08/11	2015/08/18
19348	UBS AG – CC Bank European Warrants Aug 2015 C	2015/08/11	2015/08/18
18852	UBS AG – China Life European Warrants Aug 2015 A	2015/08/11	2015/08/18
19834	UBS AG – CKH European Warrants Aug 2015 A	2015/08/11	2015/08/18
14759	UBS AG – CNOOC European Put Warrants Aug 2015 A	2015/08/11	2015/08/18
19773	UBS AG – CSOP A50 ETF European Warrants Aug 2015 B	2015/08/11	2015/08/18
19450	UBS AG – Ping An European Warrants Aug 2015 B	2015/08/11	2015/08/18
14483	Citigroup Global Mkt H Inc. – Fosun Intl European Wts Aug15A	2015/08/12	2015/08/19
18786	Daiwa Capital Mkt -Agricultural Bank European Wts Aug 2015 A	2015/08/12	2015/08/19
17663	Goldman Sachs SP (Asia) – HKEx European Warrants Aug 2015 A	2015/08/12	2015/08/19
17498	Macquarie Bank Ltd. – HN Renewables European Wts Aug 2015 A	2015/08/12	2015/08/19
11598	Nomura Int'l plc – A50 China European Put Wts Aug 2015 A	2015/08/12	2015/08/19
29057	Nomura Int'l plc – Dongfeng European Warrants Aug 2015 A	2015/08/12	2015/08/19
16876	Nomura Int'l plc – Haier Elec European Warrants Aug 2015 A	2015/08/12	2015/08/19
11236	Nomura Int'l plc – Haitong Sec European Warrants Aug 2015 A	2015/08/12	2015/08/19
11232	Nomura Int'l plc – Yanzhou Coal European Put Warrants Aug15A	2015/08/12	2015/08/19
13702	Standard Chartered Bank – HKEx European Warrants Aug 2015 A	2015/08/12	2015/08/19
16866	Standard Chartered Bank – Sands China Euro Wts Aug 2015 A	2015/08/12	2015/08/19
18231	Daiwa Capital Mkt – CCB European Warrants Aug 2015 A	2015/08/13	2015/08/20
18397	Standard Chartered Bank – Geely Auto European Wts Aug 2015 A	2015/08/13	2015/08/20
20256	Goldman Sachs SP (Asia) – HSBC European Warrants Aug 2015 A	2015/08/14	2015/08/21
19166	Standard Chartered Bank – Agricultural Bk Eu Put Wts Aug15B	2015/08/17	2015/08/24
17372	Standard Chartered Bank – China Mengniu Euro Wts Aug 2015 A	2015/08/17	2015/08/24
17325	Standard Chartered Bank – SPDR Gold Trust Euro Wt Aug 2015 A	2015/08/17	2015/08/24
18218	BOCI Asia Ltd. – Haitong Sec European Warrants Aug 2015 B	2015/08/18	2015/08/25
17771	Credit Suisse AG – Agricultural Bank European Wts Aug 2015 A	2015/08/18	2015/08/25
19667	Credit Suisse AG – China Life European Warrants Aug 2015 C	2015/08/18	2015/08/25
20128	Credit Suisse AG – CITIC Bank European Warrants Aug 2015 A	2015/08/18	2015/08/25
18407	Credit Suisse AG – Tencent Holdings European Wts Aug 2015 B	2015/08/18	2015/08/25
16265	HK Bank – Agricultural Bank European Warrants Aug 2015 A	2015/08/18	2015/08/25
20544	J P Morgan SP BV – China Mob European Wts Aug 2015 D	2015/08/18	2015/08/25
13946	Standard Chartered Bank – Tencent Hldg Eu Put Wts Aug 2015 A	2015/08/18	2015/08/25
19697	UBS AG – AIA European Warrants Aug 2015 A	2015/08/18	2015/08/25
11615	UBS AG – Belle Int'l European Warrants Aug 2015 A	2015/08/18	2015/08/25
20159	UBS AG – BOCL European Warrants Aug 2015 A	2015/08/18	2015/08/25

List of expired derivative warrants, 2015 (continued)

Code	Warrant	Last trading date	Delisted date
19883	UBS AG – BYD European Warrants Aug 2015 A	2015/08/18	2015/08/25
12198	UBS AG – CAM CSI300 European Warrants Aug 2015 A	2015/08/18	2015/08/25
17944	UBS AG – Ch Oilfield European Warrants Aug 2015 A	2015/08/18	2015/08/25
19875	UBS AG – China Railway European Warrants Aug 2015 A	2015/08/18	2015/08/25
19887	UBS AG – China Tel European Warrants Aug 2015 A	2015/08/18	2015/08/25
17379	UBS AG – China Vanke European Warrants Aug 2015 A	2015/08/18	2015/08/25
19877	UBS AG – CKH European Put Warrants Aug 2015 C	2015/08/18	2015/08/25
17718	UBS AG – Geely Auto European Warrants Aug 2015 A	2015/08/18	2015/08/25
17904	UBS AG – ICBC European Warrants Aug 2015 A	2015/08/18	2015/08/25
20413	Credit Suisse AG – CSOP A50 ETF European Warrants Aug 2015 B	2015/08/20	2015/08/27
19595	Goldman Sachs SP (Asia) – Tencent European Put Wt Aug 2015 B	2015/08/20	2015/08/27
19801	Standard Chartered Bank – BOCL European Warrants Aug 2015 B	2015/08/20	2015/08/27
19193	Standard Chartered Bank – CHALCO European Warrants Aug 2015A	2015/08/20	2015/08/27
20247	UBS AG – CSOP A50 ETF European Warrants Aug 2015 C	2015/08/20	2015/08/27
20388	UBS AG – Greatwall Motor European Warrants Aug 2015 A	2015/08/20	2015/08/27
17437	UBS AG – Link REIT European Warrants Aug 2015 A	2015/08/20	2015/08/27
20373	UBS AG – Ping An European Warrants Aug 2015 C	2015/08/20	2015/08/27
29907	UBS AG – Tencent Holdings European Put Warrants Aug 2015 B	2015/08/20	2015/08/27
18293	Goldman Sachs SP (Asia) – CAM CSI300 European Wts Aug 2015 A	2015/08/21	2015/08/28
19173	UBS AG – Ch Railway Cons European Warrants Aug 2015 A	2015/08/21	2015/08/28
19635	Bank of East Asia – Li & Fung European Warrants Aug 2015 A	2015/08/24	2015/08/31
20570	BNP Paribas Arbit Issu B.V. – HSCEI European Wts Aug 2015 A	2015/08/24	2015/08/31
19580	BNP Paribas Arbit Issu B.V. – HSI Euro Put Wts Aug 2015 A	2015/08/24	2015/08/31
18674	BOCI Asia Ltd. – HSI European Put Warrants Aug 2015 A	2015/08/24	2015/08/31
19312	BOCI Asia Ltd. – HSI European Put Warrants Aug 2015 B	2015/08/24	2015/08/31
20522	Credit Suisse AG – HSCEI European Put Warrants Aug 2015 A	2015/08/24	2015/08/31
20584	Credit Suisse AG – HSCEI European Put Warrants Aug 2015 B	2015/08/24	2015/08/31
20325	Credit Suisse AG – HSI European Put Warrants Aug 2015 B	2015/08/24	2015/08/31
19497	Credit Suisse AG – HSI European Warrants Aug 2015 A	2015/08/24	2015/08/31
19787	Goldman Sachs SP (Asia) – A50 China Euro Put Wts Aug 2015 A	2015/08/24	2015/08/31
19828	Goldman Sachs SP (Asia) – A50 China European Wts Aug 2015 B	2015/08/24	2015/08/31
16758	Goldman Sachs SP (Asia) – Agri Bk European Wts Aug 2015 A	2015/08/24	2015/08/31
19626	Goldman Sachs SP (Asia) – AIA European Put Wts Aug 2015 A	2015/08/24	2015/08/31
18957	Goldman Sachs SP (Asia) – China Life Euro Wts Aug 2015 A	2015/08/24	2015/08/31
19936	Goldman Sachs SP (Asia) – China Mengniu Euro Wt Aug 2015 A	2015/08/24	2015/08/31
19894	Goldman Sachs SP (Asia) – CNOOC European Warrants Aug 2015 A	2015/08/24	2015/08/31
19788	Goldman Sachs SP (Asia) – CSOP A50 ETF Eu Put Wts Aug 2015 A	2015/08/24	2015/08/31
19938	Goldman Sachs SP (Asia) – Henderson Land Euro Wts Aug 2015 A	2015/08/24	2015/08/31
20529	Goldman Sachs SP (Asia) – HSCEI European Put Wts Aug 2015 B	2015/08/24	2015/08/31
19892	Goldman Sachs SP (Asia) – HSCEI European Warrants Aug 2015 A	2015/08/24	2015/08/31
20543	Goldman Sachs SP (Asia) – HSCEI European Warrants Aug 2015 C	2015/08/24	2015/08/31
19934	Goldman Sachs SP (Asia) – HSI European Put Wts Aug 2015 B	2015/08/24	2015/08/31
19490	Goldman Sachs SP (Asia) – HSI European Warrants Aug 2015 A	2015/08/24	2015/08/31
19307	Goldman Sachs Sp (Asia) – ICBC European Warrants Aug 2015 A	2015/08/24	2015/08/31
16007	Goldman Sachs SP (Asia) – Link REIT European Wts Aug 2015 A	2015/08/24	2015/08/31
19895	Goldman Sachs SP (Asia) – PetroChina European Wts Aug 2015 A	2015/08/24	2015/08/31
19625	Goldman Sachs SP (Asia) – Sands China Eur Put Wts Aug 2015 A	2015/08/24	2015/08/31
19937	Goldman Sachs SP (Asia) – Swire Pacific A Euro Wt Aug 2015 A	2015/08/24	2015/08/31
20773	Goldman Sachs SP (Asia) –Tencent European Wt Aug 2015 C	2015/08/24	2015/08/31
19721	HK Bank – HSCEI European Warrants Aug 2015 A	2015/08/24	2015/08/31
19722	HK Bank – HSI European Put Warrants Aug 2015 A	2015/08/24	2015/08/31
19922	HK Bank – HSI European Put Warrants Aug 2015 B	2015/08/24	2015/08/31
19612	HK Bank – Tencent European Put Warrants Aug 2015 B	2015/08/24	2015/08/31
17857	J P Morgan SP BV – HSCEI European Put Warrants Aug 2015 A	2015/08/24	2015/08/31
19493	J P Morgan SP BV – HSCEI European Put Warrants Aug 2015 D	2015/08/24	2015/08/31
17861	J P Morgan SP BV – HSCEI European Wts Aug 2015 B	2015/08/24	2015/08/31
19034	J P Morgan SP BV – HSCEI European Wts Aug 2015 C	2015/08/24	2015/08/31
20140	J P Morgan SP BV – HSI European Put Warrants Aug 2015 B	2015/08/24	2015/08/31
20554	J P Morgan SP BV – HSI European Put Warrants Aug 2015 C	2015/08/24	2015/08/31
19322	J P Morgan SP BV – HSI European Warrants Aug 2015 A	2015/08/24	2015/08/31
19662	SGA Societe Generale Acceptance N.V. – HSI Eur Wt Aug 2015 C	2015/08/24	2015/08/31
20725	SGA Societe Generale Acceptance N.V. -HSCEI Eu Put Wt Aug 15A	2015/08/24	2015/08/31
17513	SGA Societe Generale Acceptance N.V. -HSI Eu Put Wt Aug 15 A	2015/08/24	2015/08/31
19000	SGA Societe Generale Acceptance N.V. -HSI Eu Put Wt Aug 15 B	2015/08/24	2015/08/31
28099	Standard Chartered Bank – Dongfeng European Wts Aug 2015 A	2015/08/24	2015/08/31
20709	Standard Chartered Bank – A50 China Euro Warrants Aug 2015 A	2015/08/24	2015/08/31
17714	Standard Chartered Bank – CAM CSI300 European Wts Aug 2015 A	2015/08/24	2015/08/31
18088	Standard Chartered Bank – CC Bank European Wts Aug 2015 A	2015/08/24	2015/08/31
17393	Standard Chartered Bank – Ch Comm Cons Eur Wts Aug 2015 A	2015/08/24	2015/08/31
18678	Standard Chartered Bank – CRCC European Warrants Aug 2015 A	2015/08/24	2015/08/31
19563	Standard Chartered Bank – HSCEI European Put Wts Aug 2015 B	2015/08/24	2015/08/31
19137	Standard Chartered Bank – HSCEI European Warrants Aug 2015 A	2015/08/24	2015/08/31
19561	Standard Chartered Bank – HSI European Put Wts Aug 2015 A	2015/08/24	2015/08/31
20103	Standard Chartered Bank – HSI European Put Wts Aug 2015 C	2015/08/24	2015/08/31
19668	Standard Chartered Bank – HSI European Warrants Aug 2015 B	2015/08/24	2015/08/31
17367	Standard Chartered Bank – Li & Fung European Wts Aug 2015 A	2015/08/24	2015/08/31
14704	Standard Chartered Bank – SJM Hold European Wts Aug 2015 A	2015/08/24	2015/08/31
19332	UBS AG – HSI European Put Warrants Aug 2015 A	2015/08/24	2015/08/31
19766	UBS AG – HSI European Put Warrants Aug 2015 B	2015/08/24	2015/08/31
19772	UBS AG – HSI European Warrants Aug 2015 C	2015/08/24	2015/08/31
19741	Bank of East Asia – CPIC European Warrants Aug 2015 A	2015/08/25	2015/09/01
17811	BOCI Asia Ltd. – Agricultural Bk European Wts Aug 2015 A	2015/08/25	2015/09/01
18636	BOCI Asia Ltd. – CAM CSI300 European Warrants Aug 2015 A	2015/08/25	2015/09/01
18300	BOCI Asia Ltd. – CC Bank European Warrants Aug 2015 A	2015/08/25	2015/09/01
18209	Credit Suisse AG – Agricultural Bank European Wts Aug 2015 B	2015/08/25	2015/09/01
20264	Credit Suisse AG – AIA European Warrants Aug 2015 A	2015/08/25	2015/09/01
17887	Credit Suisse AG – BOCL European Warrants Aug 2015 A	2015/08/25	2015/09/01

List of expired derivative warrants, 2015 (continued)

Code	Warrant	Last trading date	Delisted date
18205	Credit Suisse AG – BOCL European Warrants Aug 2015 B	2015/08/25	2015/09/01
17572	Credit Suisse AG – CAM CSI300 European Warrants Aug 2015 A	2015/08/25	2015/09/01
17647	Credit Suisse AG – Ch Oilfield European Warrants Aug 2015 A	2015/08/25	2015/09/01
20298	Credit Suisse AG – China Cinda European Warrants Aug 2015 A	2015/08/25	2015/09/01
18118	Credit Suisse AG – China EB Ltd European Warrants Aug 2015 A	2015/08/25	2015/09/01
18812	Credit Suisse AG – China Life European Put Wts Aug 2015 A	2015/08/25	2015/09/01
20299	Credit Suisse AG – ChiUnicom European Warrants Aug 2015 A	2015/08/25	2015/09/01
19865	Credit Suisse AG – CKH European Warrants Aug 2015 A	2015/08/25	2015/09/01
19048	Credit Suisse AG – CSOP A50 ETF European Warrants Aug 2015 A	2015/08/25	2015/09/01
20301	Credit Suisse AG – Geely Auto European Warrants Aug 2015 A	2015/08/25	2015/09/01
19913	Credit Suisse AG – Greatwall Motor European Wts Aug 2015 A	2015/08/25	2015/09/01
20538	Credit Suisse AG – HKEEx European Put Warrants Aug 2015 B	2015/08/25	2015/09/01
18524	Credit Suisse AG – HSBC European Wts Aug 2015 A	2015/08/25	2015/09/01
19960	Credit Suisse AG – HSBC European Wts Aug 2015 C	2015/08/25	2015/09/01
17849	Credit Suisse AG – ICBC European Warrants Aug 2015 A	2015/08/25	2015/09/01
19655	Credit Suisse AG – Kingsoft European Warrants Aug 2015 A	2015/08/25	2015/09/01
17438	Credit Suisse AG – Link REIT European Warrants Aug 2015 A	2015/08/25	2015/09/01
20127	Credit Suisse AG – Ping An European Warrants Aug 2015 A	2015/08/25	2015/09/01
20369	Credit Suisse AG – Ping An European Warrants Aug 2015 B	2015/08/25	2015/09/01
19962	Credit Suisse AG – Sinopec Corp European Warrants Aug 2015 A	2015/08/25	2015/09/01
17337	Credit Suisse AG – Sound Global European Warrants Aug 2015 A	2015/08/25	2015/09/01
29904	Credit Suisse AG – Tencent Holdings Euro Put Wts Aug 2015 A	2015/08/25	2015/09/01
18931	Goldman Sachs SP (Asia) – BOCL European Warrants Aug 2015 A	2015/08/25	2015/09/01
19461	Goldman Sachs SP (Asia) – China Cinda Euro Wts Aug 2015 A	2015/08/25	2015/09/01
19920	Goldman Sachs SP (Asia) – China Tel European Wts Aug 2015 A	2015/08/25	2015/09/01
18439	Goldman Sachs SP (Asia) – China Vanke European Wts Aug 2015 A	2015/08/25	2015/09/01
19893	Goldman Sachs SP (Asia) – Galaxy Ent Euro Put Wts Aug 2015 C	2015/08/25	2015/09/01
19463	Goldman Sachs SP (Asia) – Galaxy Ent Euro Wts Aug 2015 B	2015/08/25	2015/09/01
19825	Goldman Sachs SP (Asia) – Lenovo European Wts Aug 2015 A	2015/08/25	2015/09/01
19848	Goldman Sachs SP (Asia) – Stanchart European Wts Aug 2015 A	2015/08/25	2015/09/01
18433	Goldman Sachs SP (Asia) – Tencent European Wt Aug 2015 A	2015/08/25	2015/09/01
18509	HK Bank – Agricultural Bank European Warrants Aug 2015 B	2015/08/25	2015/09/01
19910	HK Bank – AIA European Warrants Aug 2015 A	2015/08/25	2015/09/01
17580	HK Bank – BOCL European Warrants Aug 2015 A	2015/08/25	2015/09/01
18053	HK Bank – BOCL European Warrants Aug 2015 B	2015/08/25	2015/09/01
18306	HK Bank – BOCL European Warrants Aug 2015 C	2015/08/25	2015/09/01
18116	HK Bank – CAM CSI300 European Warrants Aug 2015 B	2015/08/25	2015/09/01
18051	HK Bank – CC Bank European Warrants Aug 2015 A	2015/08/25	2015/09/01
18477	HK Bank – Ch Comm Cons European Warrants Aug 2015 A	2015/08/25	2015/09/01
19723	HK Bank – China COSCO European Warrants Aug 2015 A	2015/08/25	2015/09/01
19162	HK Bank – China Life European Put Warrants Aug 2015 C	2015/08/25	2015/09/01
17824	HK Bank – China Life European Warrants Aug 2015 A	2015/08/25	2015/09/01
19042	HK Bank – China Life European Warrants Aug 2015 B	2015/08/25	2015/09/01
19363	HK Bank – China Life European Warrants Aug 2015 D	2015/08/25	2015/09/01
18476	HK Bank – China Railway European Warrants Aug 2015 A	2015/08/25	2015/09/01
18993	HK Bank – CITIC Bank European Warrants Aug 2015 A	2015/08/25	2015/09/01
18362	HK Bank – CITIC Sec European Warrants Aug 2015 A	2015/08/25	2015/09/01
18360	HK Bank – Haitong Sec European Warrants Aug 2015 B	2015/08/25	2015/09/01
18176	HK Bank – ICBC European Warrants Aug 2015 A	2015/08/25	2015/09/01
18769	HK Bank – ICBC European Warrants Aug 2015 B	2015/08/25	2015/09/01
19792	HK Bank – ICBC European Warrants Aug 2015 C	2015/08/25	2015/09/01
16446	HK Bank – Shimao Ppt European Warrants Aug 2015 A	2015/08/25	2015/09/01
17079	HK Bank – Tencent European Warrants Aug 2015 A	2015/08/25	2015/09/01
19717	J P Morgan SP BV – Goldwind European Warrants Aug 2015 A	2015/08/25	2015/09/01
13159	J P Morgan SP BV – Tencent European Put Warrants Aug 2015 A	2015/08/25	2015/09/01
17374	Macquarie Bank Ltd. – China Res Gas European Wts Aug 2015 A	2015/08/25	2015/09/01
17352	Nomura Int'l plc – Ch Oilfield European Warrants Aug 2015 A	2015/08/25	2015/09/01
15928	Nomura Int'l plc – Gome European Warrants Aug 2015 A	2015/08/25	2015/09/01
26268	Standard Chartered Bank – Agricultural Bk Eur Wts Aug 2015 A	2015/08/25	2015/09/01
29069	Standard Chartered Bank – Anhui Conch Euro Wts Aug 2015 A	2015/08/25	2015/09/01
19650	Standard Chartered Bank – Avichina European Warrants Aug 2015 A	2015/08/25	2015/09/01
19235	Standard Chartered Bank – BOCL European Put Wts Aug 2015 A	2015/08/25	2015/09/01
17366	Standard Chartered Bank – China Cinda Euro Put Wts Aug 2015 A	2015/08/25	2015/09/01
19982	Standard Chartered Bank – China Cinda Euro Wts Aug 2015 B	2015/08/25	2015/09/01
19164	Standard Chartered Bank – China Unicom Euro Wts Aug 2015 A	2015/08/25	2015/09/01
19439	Standard Chartered Bank – CITIC Bank European Wts Aug 2015 A	2015/08/25	2015/09/01
19237	Standard Chartered Bank – CITIC Sec European Wts Aug 2015 A	2015/08/25	2015/09/01
18227	Standard Chartered Bank – Haitong Sec Euro Wts Aug 2015 B	2015/08/25	2015/09/01
18350	Standard Chartered Bank – HKEEx European Put Wts Aug 2015 B	2015/08/25	2015/09/01
18865	Standard Chartered Bank – China Life European Wts Aug 2015 B	2015/08/25	2015/09/01
19876	UBS AG – CKH European Warrants Aug 2015 B	2015/08/25	2015/09/01
19977	UBS AG – Galaxy Ent European Warrants Aug 2015 A	2015/08/25	2015/09/01
19412	UBS AG – Haitong Sec European Warrants Aug 2015 B	2015/08/25	2015/09/01
22664	UBS AG – Tencent Holdings European Warrants Aug 2015 A	2015/08/25	2015/09/01
20143	BOCI Asia Ltd. – HSBC European Warrants Sep 2015 C	2015/08/26	2015/09/02
20265	Credit Suisse AG – CC Bank European Warrants Sep 2015 A	2015/08/26	2015/09/02
28991	Credit Suisse AG – Nine Dragons European Warrants Sep 2015 A	2015/08/26	2015/09/02
18784	Daiwa Capital Mkt – Agricultural Bank Euro Put Wt Sep 2015 A	2015/08/26	2015/09/02
18782	Daiwa Capital Mkt – Ping An European Warrants Sep 2015 A	2015/08/26	2015/09/02
19355	Goldman Sachs SP (Asia) – HSBC European Warrants Sep 2015 B	2015/08/26	2015/09/02
19200	Goldman Sachs SP (Asia) – Li & Fung European Wts Sep 2015 A	2015/08/26	2015/09/02
20575	HK Bank – HKEEx European Put Warrants Sep 2015 D	2015/08/26	2015/09/02
17809	J P Morgan SP BV – AIA European Warrants Sep 2015 A	2015/08/26	2015/09/02
17896	J P Morgan SP BV – CC Bank European Wts Sep 2015 A	2015/08/26	2015/09/02
18501	J P Morgan SP BV – China Railway European Wts Sep 2015 A	2015/08/26	2015/09/02
20153	J P Morgan SP BV – CITIC Bank European Warrants Sep 2015 A	2015/08/26	2015/09/02
19424	J P Morgan SP BV – CITIC Sec European Warrants Sep 2015 B	2015/08/26	2015/09/02

List of expired derivative warrants, 2015 (continued)

Code	Warrant	Last trading date	Delisted date
18836	J P Morgan SP BV – ICBC European Warrants Sep 2015 A	2015/08/26	2015/09/02
19752	J P Morgan SP BV – PetroChina European Warrants Sep 2015 A	2015/08/26	2015/09/02
19575	J P Morgan SP BV – Ping An European Warrants Sep 2015 A	2015/08/26	2015/09/02
20720	J P Morgan SP BV – Tencent European Warrants Sep 2015 D	2015/08/26	2015/09/02
19673	Standard Chartered Bank – AIA European Put Wts Sep 2015 A	2015/08/26	2015/09/02
18190	Standard Chartered Bank – CC Bank European Wts Sep 2015 A	2015/08/26	2015/09/02
18493	Standard Chartered Bank – HSBC European Warrants Sep 2015 A	2015/08/26	2015/09/02
17784	Bank of East Asia – Yanzhou Coal European Wts Sep 2015 A	2015/08/27	2015/09/04
17445	BNP Paribas Arbit Issu B.V. – China Vanke Euro Wts Sep15A	2015/08/27	2015/09/04
15984	BNP Paribas Arbit Issu B.V. – AIA European Wts Sep 2015 A	2015/08/27	2015/09/04
15981	BNP Paribas Arbit Issu B.V. – CC Bank Euro Wts Sep 2015 A	2015/08/27	2015/09/04
17446	BNP Paribas Arbit Issu B.V. – Ch Ship Cont Eur Wt Sep 2015 A	2015/08/27	2015/09/04
19177	BNP Paribas Arbit Issu B.V. – CITIC Bank Euro Wts Sep 2015 A	2015/08/27	2015/09/04
20216	BNP Paribas Arbit Issu B.V. – Galaxy Ent Euro Wts Sep 2015 A	2015/08/27	2015/09/04
17281	BNP Paribas Arbit Issu B.V. – HKEx European Wts Sep 2015 A	2015/08/27	2015/09/04
20516	BNP Paribas Arbit Issu B.V. – HSBC European Wts Sep 2015 A	2015/08/27	2015/09/04
14888	BNP Paribas Arbit Issu B.V. – Link REIT Euro Wts Sep 2015 A	2015/08/27	2015/09/04
20520	BNP Paribas Arbit Issu B.V. – PetroCh Euro Wts Sep 2015 A	2015/08/27	2015/09/04
20518	BNP Paribas Arbit Issu B.V. – Ping An European Wt Sep 2015 A	2015/08/27	2015/09/04
28526	BNP Paribas Arbit Issu B.V. – Li Ning European Wts Sep 2015 A	2015/08/27	2015/09/04
19964	Credit Suisse AG – CKH European Put Warrants Sep 2015 A	2015/08/27	2015/09/04
19224	Credit Suisse AG – Tencent Holdings Euro Put Wts Sep 2015 C	2015/08/27	2015/09/04
19114	Goldman Sachs SP (Asia) – HSBC European Warrants Sep 2015 A	2015/08/27	2015/09/04
17458	HK Bank – Tencent European Put Warrants Sep 2015 C	2015/08/27	2015/09/04
18502	J P Morgan SP BV – MGM China European Warrants Sep 2015 A	2015/08/27	2015/09/04
18964	J P Morgan SP BV – A50 China European Warrants Sep 2015 A	2015/08/27	2015/09/04
20100	J P Morgan SP BV – A50 China European Warrants Sep 2015 B	2015/08/27	2015/09/04
18278	J P Morgan SP BV – Agricultural Bk Euro Warrants Sep 2015 A	2015/08/27	2015/09/04
18938	J P Morgan SP BV – BOCL European Warrants Sep 2015 A	2015/08/27	2015/09/04
18020	J P Morgan SP BV – CAM CSI300 European Warrants Sep 2015 A	2015/08/27	2015/09/04
19945	J P Morgan SP BV – China Cinda European Warrants Sep 2015 A	2015/08/27	2015/09/04
19835	J P Morgan SP BV – China Coal European Warrants Sep 2015 A	2015/08/27	2015/09/04
20433	J P Morgan SP BV – China Life European Warrants Sep 2015 A	2015/08/27	2015/09/04
19785	J P Morgan SP BV – China Mob European Wts Sep 2015 A	2015/08/27	2015/09/04
19658	J P Morgan SP BV – China Taiping European Wts Sep 2015 A	2015/08/27	2015/09/04
18963	J P Morgan SP BV – CSOP A50 ETF European Warrants Sep 2015 A	2015/08/27	2015/09/04
19784	J P Morgan SP BV – Datang European Wts Sep 2015 A	2015/08/27	2015/09/04
19682	J P Morgan SP BV – Galaxy Ent European Warrants Sep 2015 A	2015/08/27	2015/09/04
19683	J P Morgan SP BV – GCL-Poly European Warrants Sep 2015 A	2015/08/27	2015/09/04
19812	J P Morgan SP BV – Geely Auto European Warrants Sep 2015 A	2015/08/27	2015/09/04
18277	J P Morgan SP BV – Haitong Sec European Warrants Sep 2015 A	2015/08/27	2015/09/04
19809	J P Morgan SP BV – Hanergy TFP European Warrants Sep 2015 A	2015/08/27	2015/09/04
20547	J P Morgan SP BV – HKEx European Put Wts Sep 2015 D	2015/08/27	2015/09/04
16713	J P Morgan SP BV – HKEx European Warrants Sep 2015 B	2015/08/27	2015/09/04
18571	J P Morgan SP BV – HSBC European Warrants Sep 2015 A	2015/08/27	2015/09/04
20429	J P Morgan SP BV – Kingsoft European Warrants Sep 2015 A	2015/08/27	2015/09/04
17480	J P Morgan SP BV – Link Reit European Warrants Sep 2015 A	2015/08/27	2015/09/04
19021	J P Morgan SP BV – NCI European Warrants Sep 2015 A	2015/08/27	2015/09/04
20178	J P Morgan SP BV – Sands China European Warrants Sep 2015 B	2015/08/27	2015/09/04
20046	J P Morgan SP BV – Shimao Property European Wts Sep 2015 A	2015/08/27	2015/09/04
19657	J P Morgan SP BV – SHK Ppt European Warrants Sep 2015 A	2015/08/27	2015/09/04
19352	J P Morgan SP BV – Stanchart European Warrants Sep 2015 A	2015/08/27	2015/09/04
17690	J P Morgan SP BV – Tencent European Put Warrants Sep 2015 B	2015/08/27	2015/09/04
18487	J P Morgan SP BV – Tencent European Warrants Sep 2015 C	2015/08/27	2015/09/04
19836	J P Morgan SP BV – Yanzhou Coal European Warrants Sep 2015 A	2015/08/27	2015/09/04
19686	Macquarie Bank Ltd. – A50 China European Put Wts Sep 2015 A	2015/08/27	2015/09/04
19767	Macquarie Bank Ltd. – China Mobile European Wts Sep 2015 A	2015/08/27	2015/09/04
15521	Macquarie Bank Ltd. – CITIC European Warrants Sep 2015 A	2015/08/27	2015/09/04
19445	Macquarie Bank Ltd. – CITIC Sec European Warrants Sep 2015 A	2015/08/27	2015/09/04
19035	Macquarie Bank Ltd. – CNBM European Warrants Sep 2015 A	2015/08/27	2015/09/04
18468	Macquarie Bank Ltd. – CNOOC European Warrants Sep 2015 A	2015/08/27	2015/09/04
18847	Macquarie Bank Ltd. – CPIC European Warrants Sep 2015 A	2015/08/27	2015/09/04
19953	Macquarie Bank Ltd. – Esprit European Warrants Sep 2015 A	2015/08/27	2015/09/04
18500	Macquarie Bank Ltd. – HSBC European Warrants Sep 2015 A	2015/08/27	2015/09/04
18467	Macquarie Bank Ltd. – Kingsoft European Warrants Sep 2015 A	2015/08/27	2015/09/04
19265	Macquarie Bank Ltd. – Sinopec Corp European Wts Sep 2015 A	2015/08/27	2015/09/04
17577	Macquarie Bank Ltd. – Tencent European Put Wts Sep 2015 A	2015/08/27	2015/09/04
19764	Macquarie Bank Ltd. – Tencent European Put Wts Sep 2015 F	2015/08/27	2015/09/04
19760	Macquarie Bank Ltd. – Tencent European Warrants Sep 2015 B	2015/08/27	2015/09/04
19761	Macquarie Bank Ltd. – Tencent European Warrants Sep 2015 C	2015/08/27	2015/09/04
19762	Macquarie Bank Ltd. – Tencent European Warrants Sep 2015 D	2015/08/27	2015/09/04
19763	Macquarie Bank Ltd. – Tencent European Warrants Sep 2015 E	2015/08/27	2015/09/04
19794	Macquarie Bank Ltd. – Yanzhou Coal European Wts Sep 2015 A	2015/08/27	2015/09/04
18928	Macquarie Bank Ltd. -GCL-Poly Energy European Wts Sep 2015 A	2015/08/27	2015/09/04
19736	Macquarie Bank Ltd. -Greatwall Motor European Wts Sep 2015 A	2015/08/27	2015/09/04
17083	Macquarie Bank Ltd.-Agricultural Bk Euro Warrants Sep 2015 A	2015/08/27	2015/09/04
27618	SGA Societe Generale Acceptance N.V. – AGBK Eu Wt Sep 2015 A	2015/08/27	2015/09/04
18255	SGA Societe Generale Acceptance N.V. – BOCL Eu Wt Sep 2015 A	2015/08/27	2015/09/04
18869	SGA Societe Generale Acceptance N.V. – BOCOM Eu Wt Sep 2015A	2015/08/27	2015/09/04
18043	SGA Societe Generale Acceptance N.V. – CCB Eur Wt Sep 2015 A	2015/08/27	2015/09/04
19101	SGA Societe Generale Acceptance N.V. – CGS Euro Wts Sep15A	2015/08/27	2015/09/04
19926	SGA Societe Generale Acceptance N.V. – Ch Cinda Eu Wt Sep15A	2015/08/27	2015/09/04
19486	SGA Societe Generale Acceptance N.V. – Ch Mob Eu Wt Sep 15 A	2015/08/27	2015/09/04
18917	SGA Societe Generale Acceptance N.V. – CHALCO Eu Wt Sep2015A	2015/08/27	2015/09/04
15076	SGA Societe Generale Acceptance N.V. – CITIC Euro Wt Sep15A	2015/08/27	2015/09/04
19862	SGA Societe Generale Acceptance N.V. – CKH Euro Wt Sep 2015A	2015/08/27	2015/09/04
20170	SGA Societe Generale Acceptance N.V. – CNOOC Eu Wt Sep 2015A	2015/08/27	2015/09/04

List of expired derivative warrants, 2015 (continued)

Code	Warrant	Last trading date	Delisted date
19555	SGA Societe Generale Acceptance N.V. – CRRC Euro Wts Sep 15A	2015/08/27	2015/09/04
15999	SGA Societe Generale Acceptance N.V. – HKEx Eu Put Wt Sep15B	2015/08/27	2015/09/04
16760	SGA Societe Generale Acceptance N.V. – HKEx Eu Wt Sep 2015 C	2015/08/27	2015/09/04
14686	SGA Societe Generale Acceptance N.V. – HSBC Eu Wt Sep 2015 A	2015/08/27	2015/09/04
18196	SGA Societe Generale Acceptance N.V. – HSBC Eu Wt Sep 2015 B	2015/08/27	2015/09/04
19231	SGA Societe Generale Acceptance N.V. – HSBC Eu Wt Sep 2015 C	2015/08/27	2015/09/04
18185	SGA Societe Generale Acceptance N.V. – ICBC Eu Wt Sep 2015 A	2015/08/27	2015/09/04
19749	SGA Societe Generale Acceptance N.V. – Lenovo Eu Wt Sep 15 A	2015/08/27	2015/09/04
19584	SGA Societe Generale Acceptance N.V. – Petch Eu Wt Sep 2015A	2015/08/27	2015/09/04
17839	SGA Societe Generale Acceptance N.V. – PICC Eu Wts Sep 2015A	2015/08/27	2015/09/04
19868	SGA Societe Generale Acceptance N.V.- A50 Ch Eu Wt Sep 2015A	2015/08/27	2015/09/04
19688	SGA Societe Generale Acceptance N.V. -CCoal Eu Wt Sep 2015 A	2015/08/27	2015/09/04
18063	SGA Societe Generale Acceptance N.V. -CITIC Sec Eu Wt Sep15A	2015/08/27	2015/09/04
19120	SGA Societe Generale Acceptance N.V. -CITIC Sec Eu Wt Sep15B	2015/08/27	2015/09/04
17836	SGA Societe Generale Acceptance N.V. -CLife Eu Wt Sep 2015 A	2015/08/27	2015/09/04
18995	SGA Societe Generale Acceptance N.V. -CLife Eu Wt Sep 2015 B	2015/08/27	2015/09/04
19648	SGA Societe Generale Acceptance N.V. -HSBC Eu Put Wt Sep15 D	2015/08/27	2015/09/04
19488	SGA Societe Generale Acceptance N.V. -Ping An Eu Wt Sep 15 A	2015/08/27	2015/09/04
19833	SGA Societe Generale Acceptance N.V. -Ping An Eu Wt Sep 15 B	2015/08/27	2015/09/04
20168	SGA Societe Generale Acceptance N.V. -Ping An Eu Wt Sep 15 C	2015/08/27	2015/09/04
21277	SGA Societe Generale Acceptance N.V. -Ping An Eu Wt Sep 15 D	2015/08/27	2015/09/04
18380	SGA Societe Generale Acceptance N.V. -Tencent Eu Wt Sep 15 B	2015/08/27	2015/09/04
20370	SGA Societe Generale Acceptance N.V. -Tencent Eu Wt Sep 15 C	2015/08/27	2015/09/04
20831	SGA Societe Generale Acceptance N.V. -Tencent Eu Wt Sep 15 D	2015/08/27	2015/09/04
17785	SGA Societe Generale Acceptance N.V.-CAM CSI300 Eu Wt Sep15A	2015/08/27	2015/09/04
18130	SGA Societe Generale Acceptance N.V.-CAM CSI300 Eu Wt Sep15B	2015/08/27	2015/09/04
18924	SGA Societe Generale Acceptance N.V.-Ch Vanke Eu Wts Sep 15A	2015/08/27	2015/09/04
20163	SGA Societe Generale Acceptance N.V.-Galaxy Ent Eu Wt Sep15A	2015/08/27	2015/09/04
17196	SGA Societe Generale Acceptance N.V.-Ch Oilfield Eu Wt Sep15A	2015/08/27	2015/09/04
20117	SGA Societe Generale Acceptance N.V.-Sands China Eu Wt Sep15A	2015/08/27	2015/09/04
28268	SGA Societe Generale Acceptance N.V.-Tencent Eu Put Wt Sep15A	2015/08/27	2015/09/04
26341	SGA Societe Generale Acceptance NV-Chi Res Land Eu Wt Sep15A	2015/08/27	2015/09/04
18925	SGA Societe Generale Acceptance NV-Yanzhou Coal Eu Wt Sep15A	2015/08/27	2015/09/04
18588	Standard Chartered Bank – HSBC European Warrants Sep 2015 B	2015/08/27	2015/09/04
19290	Standard Chartered Bank – HuanengPower Euro Wts Sep 2015 A	2015/08/27	2015/09/04
18319	Standard Chartered Bank – ICBC European Warrants Sep 2015 B	2015/08/27	2015/09/04
17606	Standard Chartered Bank – Tencent Hldg Eu Put Wts Sep 2015 B	2015/08/27	2015/09/04
19519	UBS AG – Tencent Holdings European Put Warrants Sep 2015 A	2015/08/27	2015/09/04
20739	Credit Suisse AG – AIA European Put Warrants Sep 2015 C	2015/08/28	2015/09/07
19965	Goldman Sachs SP (Asia) – China Unicom Euro Wts Sep 2015 C	2015/08/28	2015/09/07
19966	Goldman Sachs SP (Asia) – Geely Auto European Wts Sep 2015 A	2015/08/28	2015/09/07
19993	Goldman Sachs SP (Asia) – Haitong Sec Euro Wts Sep 2015 A	2015/08/28	2015/09/07
21955	Goldman Sachs SP (Asia) – HSBC European Warrants Sep 2015 E	2015/08/28	2015/09/07
19921	Goldman Sachs SP (Asia) – KECL European Warrants Sep 2015 A	2015/08/28	2015/09/07
25923	HK Bank – HKEx European Warrants Sep 2015 B	2015/08/28	2015/09/07
18083	J P Morgan SP BV – CPIC European Warrants Sep 2015 A	2015/08/28	2015/09/07
19837	J P Morgan SP BV – Sands China European Warrants Sep 2015 A	2015/08/28	2015/09/07
16280	Merrill Lynch Int'l & Co. C.V. – HKEx Euro Wts Sep 2015 B	2015/08/28	2015/09/07
22148	SGA Societe Generale Acceptance N.V. -Tencent Eu Wt Sep 15 E	2015/08/28	2015/09/07
17494	Standard Chartered Bank – Ch Ship Cont Euro Wts Sep 2015 A	2015/08/28	2015/09/07
19472	Standard Chartered Bank – China Mobile Euro Wts Sep 2015 A	2015/08/28	2015/09/07
13580	Standard Chartered Bank – CITIC European Warrants Sep 2015 A	2015/08/28	2015/09/07
19858	Standard Chartered Bank – CKH European Warrants Sep 2015 A	2015/08/28	2015/09/07
15342	Standard Chartered Bank – CNOOC European Put Wts Sep 2015 A	2015/08/28	2015/09/07
20010	Standard Chartered Bank – Sands China Eu Put Wts Sep 2015 B	2015/08/28	2015/09/07
20009	Standard Chartered Bank – Sands China Euro Wts Sep 2015 A	2015/08/28	2015/09/07
19471	Standard Chartered Bank -Kingsoft European Wts Sep 2015 A	2015/08/28	2015/09/07
24697	BOCI Asia Ltd. – HKEx European Warrants Sep 2015 B	2015/08/31	2015/09/08
19900	BOCI Asia Ltd. – HSBC European Put Warrants Sep 2015 B	2015/08/31	2015/09/08
18448	BOCI Asia Ltd. – HSBC European Warrants Sep 2015 A	2015/08/31	2015/09/08
19092	BOCI Asia Ltd. – Sands China European Warrants Sep 2015 A	2015/08/31	2015/09/08
20146	BOCI Asia Ltd. – Sands China European Warrants Sep 2015 C	2015/08/31	2015/09/08
17535	BOCI Asia Ltd. -Tencent Holdings European Put Wts Sep 2015 B	2015/08/31	2015/09/08
29938	Citigroup Global Mkt H Inc. – HKEx European Wts Sep 2015 C	2015/08/31	2015/09/08
20315	Credit Suisse AG – HSBC European Wts Sep 2015 A	2015/08/31	2015/09/08
20032	Goldman Sachs SP (Asia) -Tencent European Wt Sep 2015 A	2015/08/31	2015/09/08
24117	J P Morgan SP BV – China Gas Hold European Wts Sep 2015 A	2015/08/31	2015/09/08
20792	J P Morgan SP BV – CPIC European Warrants Sep 2015 B	2015/08/31	2015/09/08
28370	SGA Societe Generale Acceptance N.V. – HKEx Eu Wt Sep 2015 A	2015/08/31	2015/09/08
19436	Standard Chartered Bank – Galaxy Ent European Wts Sep 2015 A	2015/08/31	2015/09/08
19258	Standard Chartered Bank – Ping An European Wts Sep 2015 A	2015/08/31	2015/09/08
19983	Standard Chartered Bank – Sinopec Corp Euro Wts Sep 2015 A	2015/08/31	2015/09/08
20006	UBS AG – Sands China European Warrants Sep 2015 A	2015/08/31	2015/09/08
18232	Daiwa Capital Mkt – BOCL European Warrants Sep 2015 A	2015/09/01	2015/09/09
19459	Goldman Sachs SP (Asia) – A50 China European Wts Sep 2015 A	2015/09/01	2015/09/09
19804	Standard Chartered Bank – CM Bank European Wts Sep 2015 A	2015/09/01	2015/09/09
19816	Standard Chartered Bank – CSOP A50 ETF Euro Wts Sep 2015 A	2015/09/01	2015/09/09
18587	Standard Chartered Bank – Li & Fung European Wts Sep 2015 A	2015/09/01	2015/09/09
27154	Standard Chartered Bank – Nine Dragons Euro Wts Sep 2015 A	2015/09/01	2015/09/09
18732	UBS AG – BOCL European Warrants Sep 2015 A	2015/09/01	2015/09/09
19451	UBS AG – CC Bank European Warrants Sep 2015 A	2015/09/01	2015/09/09
18266	UBS AG – CITIC Sec European Warrants Sep 2015 A	2015/09/01	2015/09/09
20001	UBS AG – HSBC European Put Warrants Sep 2015 C	2015/09/01	2015/09/09
19383	UBS AG – HSBC European Warrants Sep 2015 B	2015/09/01	2015/09/09
20064	Credit Suisse AG – AIA European Put Warrants Sep 2015 A	2015/09/02	2015/09/10
18793	Daiwa Capital Mkt – ICBC European Put Warrants Sep 2015 A	2015/09/02	2015/09/10
16970	Daiwa Capital Mkt – Tencent Holdings Euro Put Wts Sep 2015 B	2015/09/02	2015/09/10

List of expired derivative warrants, 2015 (continued)

Code	Warrant	Last trading date	Delisted date
19863	SGA Societe Generale Acceptance NV-CSOP A50 ETF Eu Wt Sep15A	2015/09/02	2015/09/10
17063	Standard Chartered Bank – ICBC European Warrants Sep 2015 A	2015/09/02	2015/09/10
20071	UBS AG – China Cinda European Warrants Sep 2015 A	2015/09/02	2015/09/10
16955	UBS AG – HKEx European Warrants Sep 2015 D	2015/09/02	2015/09/10
17697	Standard Chartered Bank – HKEx European Warrants Sep 2015 B	2015/09/04	2015/09/11
20090	UBS AG – AIA European Put Warrants Sep 2015 A	2015/09/04	2015/09/11
15669	UBS AG – HKEx European Warrants Sep 2015 B	2015/09/04	2015/09/11
20037	BOCI Asia Ltd. – Galaxy Ent European Put Warrants Sep 2015 A	2015/09/07	2015/09/14
10313	Daiwa Capital Mkt – Nikkei 225 Index Euro Put Wts Sep 2015 B	2015/09/07	2015/09/14
10336	J P Morgan SP BV – N225 Idx Euro Put Wts Sep 2015A	2015/09/07	2015/09/14
10334	SGA Societe Generale Acceptance NV-N225 Eu Put Wt Sep 2015 B	2015/09/07	2015/09/14
10324	SGA Societe Generale Acceptance NV-Nikkei 225 Eu Wt Sep 15 A	2015/09/07	2015/09/14
19246	UBS AG – HSBC European Warrants Sep 2015 A	2015/09/07	2015/09/14
10322	UBS AG – Nikkei 225 European Put Warrants Sep 2015 C	2015/09/07	2015/09/14
10316	UBS AG – Nikkei 225 European Warrants Sep 2015 A	2015/09/07	2015/09/14
10319	UBS AG – Nikkei 225 European Warrants Sep 2015 B	2015/09/07	2015/09/14
19388	BOCI Asia Ltd. – China Life European Put Warrants Sep 2015 A	2015/09/08	2015/09/15
20147	BOCI Asia Ltd. – Galaxy Ent European Warrants Sep 2015 B	2015/09/08	2015/09/15
20137	Credit Suisse AG – Tencent Holdings European Wts Sep 2015 D	2015/09/08	2015/09/15
16607	HK Bank – HKEx European Warrants Sep 2015 C	2015/09/08	2015/09/15
15120	Standard Chartered Bank – CITIC European Put Wts Sep 15 B	2015/09/08	2015/09/15
19233	Standard Chartered Bank – Datang Power Euro Wts Sep 2015 A	2015/09/08	2015/09/15
20119	UBS AG – BYD European Warrants Sep 2015 A	2015/09/08	2015/09/15
18135	UBS AG – China Life European Warrants Sep 2015 B	2015/09/08	2015/09/15
20002	UBS AG – HSBC European Warrants Sep 2015 D	2015/09/08	2015/09/15
18953	Daiwa Capital Mkt – A50 China European Warrants Sep 2015 A	2015/09/09	2015/09/16
18792	Daiwa Capital Mkt – CCB European Warrants Sep 2015 A	2015/09/09	2015/09/16
18778	Daiwa Capital Mkt – China Life European Put Wts Sep 2015 A	2015/09/09	2015/09/16
19310	Daiwa Capital Mkt – CSOP A50 ETF European Wts Sep 2015 B	2015/09/09	2015/09/16
19273	J P Morgan SP BV – CRRG European Warrants Sep 2015 A	2015/09/09	2015/09/16
18941	Standard Chartered Bank – CC Bank European Wts Sep 2015 B	2015/09/09	2015/09/16
20797	UBS AG – BOCL European Warrants Sep 2015 B	2015/09/09	2015/09/16
19571	Macquarie Bank Ltd. – Techtronic Ind European Wts Sep 2015A	2015/09/10	2015/09/17
18401	Macquarie Bank Ltd. – Hanergy TFP European Warrants Sep 15 A	2015/09/10	2015/09/17
20195	UBS AG – Galaxy Ent European Warrants Sep 2015 A	2015/09/11	2015/09/18
20196	UBS AG – Sands China European Warrants Sep 2015 B	2015/09/11	2015/09/18
10341	Credit Suisse AG – Alibaba European Put Warrants Sep 2015 C	2015/09/14	2015/09/21
10339	Credit Suisse AG – Alibaba European Warrants Sep 2015 A	2015/09/14	2015/09/21
10340	Credit Suisse AG – Alibaba European Warrants Sep 2015 B	2015/09/14	2015/09/21
18788	Daiwa Capital Mkt – BOCL European Warrants Sep 2015 B	2015/09/14	2015/09/21
18780	Daiwa Capital Mkt – China Life European Warrants Sep 2015 B	2015/09/14	2015/09/21
21041	Goldman Sachs SP (Asia) – BOCL European Warrants Sep 2015 B	2015/09/14	2015/09/21
18708	Standard Chartered Bank – Geely Auto European Wts Sep 2015 A	2015/09/14	2015/09/21
20223	Standard Chartered Bank – Sands China Euro Wts Sep 2015 C	2015/09/14	2015/09/21
19090	BOCI Asia Ltd. – AIA European Warrants Sep 2015 A	2015/09/15	2015/09/22
19389	BOCI Asia Ltd. – China Life European Warrants Sep 2015 B	2015/09/15	2015/09/22
15326	BOCI Asia Ltd. – HKEx European Put Warrants Sep 2015 A	2015/09/15	2015/09/22
20036	BOCI Asia Ltd. – Sands China European Put Wts Sep 2015 B	2015/09/15	2015/09/22
25358	BOCI Asia Ltd. – Tencent Holdings European Wts Sep 2015 A	2015/09/15	2015/09/22
11091	Citigroup Global Mkt H Inc. – HKEx Euro Put Wts Sep 2015 A	2015/09/15	2015/09/22
20226	Credit Suisse AG – Galaxy Ent European Warrants Sep 2015 A	2015/09/15	2015/09/22
11539	Credit Suisse AG – HKEx European Put Warrants Sep 2015 A	2015/09/15	2015/09/22
15626	Credit Suisse AG – HKEx European Warrants Sep 2015 D	2015/09/15	2015/09/22
20225	Credit Suisse AG – Sands China European Warrants Sep 2015 A	2015/09/15	2015/09/22
16531	Credit Suisse AG – Tencent Holdings European Wts Sep 2015 B	2015/09/15	2015/09/22
16490	Daiwa Capital Mkt – Tencent Holdings European Wts Sep 2015 A	2015/09/15	2015/09/22
15685	Merrill Lynch Int'l & Co. C.V. – HKEx Eur Put Wts Sep 2015 A	2015/09/15	2015/09/22
19691	Standard Chartered Bank – Angang Steel European Wts Sep 15 A	2015/09/15	2015/09/22
19620	Standard Chartered Bank – CAM CSI300 European Wts Sep 2015 A	2015/09/15	2015/09/22
19121	Standard Chartered Bank – Evergrande European Wts Sep 2015 A	2015/09/15	2015/09/22
18366	Standard Chartered Bank – Tencent Hldg Euro Wts Sep 2015 C	2015/09/15	2015/09/22
17929	UBS AG – BankComm European Warrants Sep 2015 A	2015/09/15	2015/09/22
18818	UBS AG – China Life European Warrants Sep 2015 C	2015/09/15	2015/09/22
18189	UBS AG – Haitong Sec European Warrants Sep 2015 A	2015/09/15	2015/09/22
15266	UBS AG – HKEx European Put Warrants Sep 2015 A	2015/09/15	2015/09/22
18733	UBS AG – ICBC European Warrants Sep 2015 A	2015/09/15	2015/09/22
19452	UBS AG – Kingsoft European Put Warrants Sep 2015 A	2015/09/15	2015/09/22
28430	Bank of East Asia – R&F Ppt European Put Warrants Sep 2015 A	2015/09/16	2015/09/23
20535	Credit Suisse AG – China Life European Put Wts Sep 2015 D	2015/09/16	2015/09/23
17615	Daiwa Capital Mkt – HKEx European Warrants Sep 2015 A	2015/09/16	2015/09/23
11852	HK Bank – HKEx European Put Warrants Sep 2015 A	2015/09/16	2015/09/23
17687	J P Morgan SP BV – Shenzhen Int'l European Warrants Sep 15 A	2015/09/16	2015/09/23
17373	Standard Chartered Bank – Ch Oilfield European Wts Sep15A	2015/09/16	2015/09/23
17262	Standard Chartered Bank – China Unicom Euro Wts Sep 2015 A	2015/09/16	2015/09/23
16243	Standard Chartered Bank – HKEx European Warrants Sep 2015 A	2015/09/16	2015/09/23
19417	UBS AG – A50 China European Warrants Sep 2015 A	2015/09/16	2015/09/23
20246	UBS AG – Agricultural Bank European Warrants Sep 2015 B	2015/09/16	2015/09/23
20643	UBS AG – China Mobile European Warrants Sep 2015 A	2015/09/16	2015/09/23
17132	UBS AG – China Unicom European Warrants Sep 2015 A	2015/09/16	2015/09/23
17455	UBS AG – HKEx European Warrants Sep 2015 E	2015/09/16	2015/09/23
20262	UBS AG – Ping An European Warrants Sep 2015 B	2015/09/16	2015/09/23
17585	Daiwa Capital Mkt – Tencent Holdings European Wts Sep 2015 C	2015/09/17	2015/09/24
21044	Goldman Sachs Sp (Asia) – ICBC European Warrants Sep 2015 A	2015/09/17	2015/09/24
15617	HK Bank – Tencent European Warrants Sep 2015 A	2015/09/17	2015/09/24
20228	Standard Chartered Bank – Agricultural Bk Eur Wts Sep 2015 A	2015/09/17	2015/09/24
21874	Standard Chartered Bank – HSBC European Warrants Sep 2015 C	2015/09/17	2015/09/24
17605	Standard Chartered Bank – Tencent Hldg Euro Wts Sep 2015 A	2015/09/17	2015/09/24

List of expired derivative warrants, 2015 (continued)

Code	Warrant	Last trading date	Delisted date
20040	UBS AG – Tencent Holdings European Warrants Sep 2015 B	2015/09/17	2015/09/24
20145	BOCI Asia Ltd. – Ping An European Warrants Sep 2015 A	2015/09/18	2015/09/25
18909	Daiwa Capital Mkt – China Life European Warrants Sep 2015 C	2015/09/18	2015/09/25
26223	HK Bank – Dongfeng Motor European Warrants Sep 2015 A	2015/09/18	2015/09/25
27013	HK Bank – Foxconn European Warrants Sep 2015 A	2015/09/18	2015/09/25
23839	Nomura Int'l plc – Henganintl European Warrants Sep 2015 A	2015/09/18	2015/09/25
20740	Standard Chartered Bank – A50 China Euro Warrants Sep 2015 B	2015/09/18	2015/09/25
22184	Standard Chartered Bank – HSBC European Warrants Sep 2015 D	2015/09/18	2015/09/25
20162	Standard Chartered Bank-China Life European Wts Sep 2015 C	2015/09/18	2015/09/25
14775	UBS AG – Agricultural Bank European Warrants Sep 2015 A	2015/09/18	2015/09/25
20358	UBS AG – Anhui Conch European Warrants Sep 2015 A	2015/09/18	2015/09/25
20309	UBS AG – Galaxy Ent European Put Warrants Sep 2015 B	2015/09/18	2015/09/25
20308	UBS AG – Sands China European Put Warrants Sep 2015 C	2015/09/18	2015/09/25
13323	Bank of East Asia – Stanchart European Warrants Sep 2015 A	2015/09/21	2015/09/29
14861	Credit Suisse AG – Agricultural Bank European Wts Sep 2015 A	2015/09/21	2015/09/29
14862	Credit Suisse AG – BOCL European Warrants Sep 2015 A	2015/09/21	2015/09/29
28927	Credit Suisse AG – Minsheng Bank European Wts Sep 2015 A	2015/09/21	2015/09/29
16192	Goldman Sachs SP (Asia) – Cathay Pacific Euro Wts Sep 2015 A	2015/09/21	2015/09/29
19923	Standard Chartered Bank – Cathay Pac Air Euro Wts Sep 2015 A	2015/09/21	2015/09/29
19881	UBS AG – CC Bank European Put Warrants Sep 2015 B	2015/09/21	2015/09/29
19014	UBS AG – China Overseas European Warrants Sep 2015 A	2015/09/21	2015/09/29
20007	UBS AG – PetroChina European Warrants Sep 2015 A	2015/09/21	2015/09/29
27162	Bank of East Asia – HKEx European Put Warrants Sep 2015 A	2015/09/22	2015/09/30
27002	Bank of East Asia – Foxconn European Warrants Sep 2015 A	2015/09/22	2015/09/30
20460	BNP Paribas Arbit Issu B.V. – HSI European Wts Sep 2015 A	2015/09/22	2015/09/30
20985	BNP Paribas Arbit Issu B.V. – HSI European Wts Sep 2015 B	2015/09/22	2015/09/30
18303	BOCI Asia Ltd. – BOCL European Warrants Sep 2015 A	2015/09/22	2015/09/30
20050	BOCI Asia Ltd. – HSCEI European Put Warrants Sep 2015 A	2015/09/22	2015/09/30
20052	BOCI Asia Ltd. – HSI European Put Warrants Sep 2015 B	2015/09/22	2015/09/30
19313	BOCI Asia Ltd. – HSI European Warrants Sep 2015 A	2015/09/22	2015/09/30
20950	BOCI Asia Ltd. – HSI European Warrants Sep 2015 C	2015/09/22	2015/09/30
20092	Credit Suisse AG – AIA European Warrants Sep 2015 B	2015/09/22	2015/09/30
18027	Credit Suisse AG – BOCL European Warrants Sep 2015 B	2015/09/22	2015/09/30
20269	Credit Suisse AG – BYD European Warrants Sep 2015 A	2015/09/22	2015/09/30
20737	Credit Suisse AG – CC Bank European Put Warrants Sep 2015 B	2015/09/22	2015/09/30
20605	Credit Suisse AG – Ch Overseas European Warrants Sep 2015 A	2015/09/22	2015/09/30
17792	Credit Suisse AG – China Life European Put Warrants Sep 15 B	2015/09/22	2015/09/30
29110	Credit Suisse AG – China Life European Warrants Sep 2015 A	2015/09/22	2015/09/30
17804	Credit Suisse AG – China Life European Warrants Sep 2015 C	2015/09/22	2015/09/30
20606	Credit Suisse AG – China Tel European Warrants Sep 2015 A	2015/09/22	2015/09/30
20266	Credit Suisse AG – CITIC Sec European Warrants Sep 2015 A	2015/09/22	2015/09/30
11802	Credit Suisse AG – CSOP A50 ETF European Warrants Sep 2015 A	2015/09/22	2015/09/30
20129	Credit Suisse AG – GCL-Poly Energy European Wts Sep 2015 A	2015/09/22	2015/09/30
17651	Credit Suisse AG – HKEx European Warrants Sep 2015 E	2015/09/22	2015/09/30
20240	Credit Suisse AG – HSCEI European Put Warrants Sep 2015 A	2015/09/22	2015/09/30
20244	Credit Suisse AG – HSCEI European Warrants Sep 2015 B	2015/09/22	2015/09/30
20583	Credit Suisse AG – HSCEI European Warrants Sep 2015 C	2015/09/22	2015/09/30
20726	Credit Suisse AG – HSI European Put Warrants Sep 2015 C	2015/09/22	2015/09/30
19169	Credit Suisse AG – HSI European Warrants Sep 2015 A	2015/09/22	2015/09/30
20323	Credit Suisse AG – HSI European Warrants Sep 2015 B	2015/09/22	2015/09/30
22123	Credit Suisse AG – HSI European Warrants Sep 2015 D	2015/09/22	2015/09/30
20738	Credit Suisse AG – ICBC European Put Warrants Sep 2015 B	2015/09/22	2015/09/30
18028	Credit Suisse AG – ICBC European Warrants Sep 2015 A	2015/09/22	2015/09/30
20385	Credit Suisse AG – Ping An European Put Warrants Sep 2015 B	2015/09/22	2015/09/30
20639	Credit Suisse AG – Ping An European Warrants Sep 2015 C	2015/09/22	2015/09/30
17526	Credit Suisse AG – Shenzhen Int'l European Wts Sep 2015 A	2015/09/22	2015/09/30
20059	Goldman Sachs SP (Asia) – A50 China European Wts Sep 2015 B	2015/09/22	2015/09/30
20060	Goldman Sachs SP (Asia) – A50 China European Wts Sep 2015 C	2015/09/22	2015/09/30
13623	Goldman Sachs SP (Asia) – Brilliance Chi Euro Wts Sep 2015 A	2015/09/22	2015/09/30
22823	Goldman Sachs SP (Asia) – China Life Euro Wts Sep 2015 D	2015/09/22	2015/09/30
17106	Goldman Sachs SP (Asia) – China Taiping European Wts Sep15A	2015/09/22	2015/09/30
18038	Goldman Sachs SP (Asia) – CITIC Sec European Wts Sep 2015 A	2015/09/22	2015/09/30
20056	Goldman Sachs SP (Asia) – CSOP A50 ETF Euro Wts Sep 2015 A	2015/09/22	2015/09/30
20057	Goldman Sachs SP (Asia) – CSOP A50 ETF Euro Wts Sep 2015 B	2015/09/22	2015/09/30
20081	Goldman Sachs SP (Asia) – Galaxy Ent Euro Put Wts Sep 2015 B	2015/09/22	2015/09/30
15709	Goldman Sachs SP (Asia) – HKEx European Put Wts Sep 2015 C	2015/09/22	2015/09/30
20080	Goldman Sachs SP (Asia) – HSBC European Put Wts Sep 2015 D	2015/09/22	2015/09/30
16800	Goldman Sachs SP (Asia) – HSCEI European Put Wts Sep 2015 A	2015/09/22	2015/09/30
19890	Goldman Sachs SP (Asia) – HSCEI European Put Wts Sep 2015 C	2015/09/22	2015/09/30
19185	Goldman Sachs SP (Asia) – HSCEI European Warrants Sep 2015 B	2015/09/22	2015/09/30
20768	Goldman Sachs SP (Asia) – HSCEI European Warrants Sep 2015 D	2015/09/22	2015/09/30
18507	Goldman Sachs SP (Asia) – HSI European Put Wts Sep 2015 A	2015/09/22	2015/09/30
20317	Goldman Sachs SP (Asia) – HSI European Put Wts Sep 2015 D	2015/09/22	2015/09/30
20258	Goldman Sachs SP (Asia) – HSI European Warrants Sep 2015 B	2015/09/22	2015/09/30
20316	Goldman Sachs SP (Asia) – HSI European Warrants Sep 2015 C	2015/09/22	2015/09/30
20942	Goldman Sachs SP (Asia) – HSI European Warrants Sep 2015 E	2015/09/22	2015/09/30
20131	Goldman Sachs SP (Asia)-Sinopec Corp European Wts Sep 2015 A	2015/09/22	2015/09/30
17146	HK Bank – China Life European Warrants Sep 2015 B	2015/09/22	2015/09/30
17289	HK Bank – HSCEI European Put Warrants Sep 2015 A	2015/09/22	2015/09/30
20183	HK Bank – HSCEI European Put Warrants Sep 2015 D	2015/09/22	2015/09/30
18691	HK Bank – HSCEI European Warrants Sep 2015 B	2015/09/22	2015/09/30
19549	HK Bank – HSCEI European Warrants Sep 2015 C	2015/09/22	2015/09/30
18022	HK Bank – HSI European Put Warrants Sep 2015 A	2015/09/22	2015/09/30
16618	HK Bank – HSI European Warrants Sep 2015 B	2015/09/22	2015/09/30
19276	HK Bank – HSI European Warrants Sep 2015 C	2015/09/22	2015/09/30
27363	HK Bank – Minsheng Bank European Warrants Sep 2015 B	2015/09/22	2015/09/30
17077	HK Bank – Tencent European Warrants Sep 2015 B	2015/09/22	2015/09/30

List of expired derivative warrants, 2015 (continued)

Code	Warrant	Last trading date	Delisted date
15805	J P Morgan SP BV – HKEx European Put Wts Sep 2015 A	2015/09/22	2015/09/30
18835	J P Morgan SP BV – HSCEI European Wts Sep 2015 A	2015/09/22	2015/09/30
20800	J P Morgan SP BV – HSCEI European Wts Sep 2015 B	2015/09/22	2015/09/30
19970	J P Morgan SP BV – HSI European Put Warrants Sep 2015 B	2015/09/22	2015/09/30
19917	J P Morgan SP BV – HSI European Warrants Sep 2015 A	2015/09/22	2015/09/30
20219	J P Morgan SP BV – HSI European Warrants Sep 2015 C	2015/09/22	2015/09/30
20937	J P Morgan SP BV – HSI European Warrants Sep 2015 D	2015/09/22	2015/09/30
18065	J P Morgan SP BV – Prada European Warrants Sep 2015 A	2015/09/22	2015/09/30
23296	J P Morgan SP BV – Tencent European Warrants Sep 2015 A	2015/09/22	2015/09/30
21015	SGA Societe Generale Acceptance N.V. – HSI Eur Wt Sep 2015 A	2015/09/22	2015/09/30
20500	SGA Societe Generale Acceptance N.V. –HSCEI Eu Put Wt Sep15A	2015/09/22	2015/09/30
19853	Standard Chartered Bank – BYD European Warrants Sep 2015 A	2015/09/22	2015/09/30
20743	Standard Chartered Bank – CSOP A50 ETF Euro Wts Sep 2015 B	2015/09/22	2015/09/30
19564	Standard Chartered Bank – CTel European Warrants Sep 2015 A	2015/09/22	2015/09/30
19726	Standard Chartered Bank – HSCEI European Put Wts Sep 2015 D	2015/09/22	2015/09/30
18318	Standard Chartered Bank – HSCEI European Warrants Sep 2015 A	2015/09/22	2015/09/30
19054	Standard Chartered Bank – HSCEI European Warrants Sep 2015 B	2015/09/22	2015/09/30
19409	Standard Chartered Bank – HSCEI European Warrants Sep 2015 C	2015/09/22	2015/09/30
20746	Standard Chartered Bank – HSCEI European Warrants Sep 2015 E	2015/09/22	2015/09/30
19671	Standard Chartered Bank – HSI European Put Wts Sep 2015 B	2015/09/22	2015/09/30
20692	Standard Chartered Bank – HSI European Put Wts Sep 2015 D	2015/09/22	2015/09/30
19560	Standard Chartered Bank – HSI European Warrants Sep 2015 A	2015/09/22	2015/09/30
20102	Standard Chartered Bank – HSI European Warrants Sep 2015 C	2015/09/22	2015/09/30
20708	Standard Chartered Bank – HSI European Warrants Sep 2015 E	2015/09/22	2015/09/30
19232	Standard Chartered Bank – ICBC European Put Wts Sep 2015 D	2015/09/22	2015/09/30
29819	Standard Chartered Bank-China Life European Wts Sep 2015 A	2015/09/22	2015/09/30
22706	Standard Chartered Bank-China Life European Wts Sep 2015 D	2015/09/22	2015/09/30
17505	UBS AG – CAM CSI300 European Warrants Sep 2015 A	2015/09/22	2015/09/30
26115	UBS AG – China Life European Warrants Sep 2015 A	2015/09/22	2015/09/30
20069	UBS AG – CKH European Warrants Sep 2015 A	2015/09/22	2015/09/30
14271	UBS AG – HKEx European Warrants Sep 2015 C	2015/09/22	2015/09/30
16702	UBS AG – HSCEI European Put Warrants Sep 2015 A	2015/09/22	2015/09/30
18819	UBS AG – HSCEI European Warrants Sep 2015 B	2015/09/22	2015/09/30
19016	UBS AG – HSCEI European Warrants Sep 2015 C	2015/09/22	2015/09/30
20122	UBS AG – HSCEI European Warrants Sep 2015 D	2015/09/22	2015/09/30
19015	UBS AG – HSI European Put Warrants Sep 2015 B	2015/09/22	2015/09/30
16046	UBS AG – HSI European Warrants Sep 2015 A	2015/09/22	2015/09/30
20123	UBS AG – HSI European Warrants Sep 2015 C	2015/09/22	2015/09/30
20311	UBS AG – HSI European Warrants Sep 2015 D	2015/09/22	2015/09/30
19460	UBS AG – Kingsoft European Warrants Sep 2015 B	2015/09/22	2015/09/30
20374	UBS AG – Ping An European Put Warrants Sep 2015 C	2015/09/22	2015/09/30
18614	UBS AG – Wynn Macau European Warrants Sep 2015 A	2015/09/22	2015/09/30
18102	Bank of East Asia – China Life European Warrants Sep 2015 A	2015/09/23	2015/10/02
20346	Bank of East Asia – China Life European Warrants Sep 2015 B	2015/09/23	2015/10/02
12226	Bank of East Asia – HKEx European Warrants Sep 2015 B	2015/09/23	2015/10/02
19051	Credit Suisse AG – A50 China European Warrants Sep 2015 A	2015/09/23	2015/10/02
20414	Credit Suisse AG – A50 China European Warrants Sep 2015 B	2015/09/23	2015/10/02
20337	Credit Suisse AG – CAM CSI300 European Warrants Sep 2015 A	2015/09/23	2015/10/02
22262	Credit Suisse AG – China Mobile European Warrants Sep 2015 A	2015/09/23	2015/10/02
20700	Credit Suisse AG – Galaxy Ent European Put Wts Sep 2015 B	2015/09/23	2015/10/02
20699	Credit Suisse AG – Haitong Sec European Warrants Sep 2015 A	2015/09/23	2015/10/02
12308	Credit Suisse AG – HKEx European Warrants Sep 2015 C	2015/09/23	2015/10/02
20328	Credit Suisse AG – HSBC European Put Warrants Sep 2015 B	2015/09/23	2015/10/02
20304	Credit Suisse AG – KECL European Warrants Sep 2015 A	2015/09/23	2015/10/02
19476	Credit Suisse AG – Kingsoft European Warrants Sep 2015 A	2015/09/23	2015/10/02
20305	Credit Suisse AG – Li & Fung European Warrants Sep 2015 A	2015/09/23	2015/10/02
20334	Credit Suisse AG – Ping An European Put Warrants Sep 2015 A	2015/09/23	2015/10/02
20883	Credit Suisse AG – Sands China European Warrants Sep 2015 B	2015/09/23	2015/10/02
20383	Credit Suisse AG – Sinopec Corp European Warrants Sep 2015 A	2015/09/23	2015/10/02
14652	Credit Suisse AG – Tencent Holdings European Wts Sep 2015 A	2015/09/23	2015/10/02
20415	Credit Suisse AG – Tencent Holdings European Wts Sep 2015 E	2015/09/23	2015/10/02
19311	Daiwa Capital Mkt – A50 China European Warrants Sep 2015 B	2015/09/23	2015/10/02
18952	Daiwa Capital Mkt – CSOP A50 ETF European Wts Sep 2015 A	2015/09/23	2015/10/02
18933	Goldman Sachs SP (Asia) – Anhui Conch Euro Wts Sep 2015 A	2015/09/23	2015/10/02
17971	Goldman Sachs SP (Asia) – BOCL European Warrants Sep 2015 A	2015/09/23	2015/10/02
16010	Goldman Sachs SP (Asia) – CAM CSI300 European Wts Sep 2015 A	2015/09/23	2015/10/02
20239	Goldman Sachs SP (Asia) – CC Bank European Wts Sep 2015 A	2015/09/23	2015/10/02
17041	Goldman Sachs SP (Asia) – Ch Oilfield European Wts Sep 2015A	2015/09/23	2015/10/02
17483	Goldman Sachs SP (Asia) – Chi Resources Euro Wt Sep 2015 A	2015/09/23	2015/10/02
17941	Goldman Sachs SP (Asia) – China Life Euro Put Wts Sep 2015 A	2015/09/23	2015/10/02
18894	Goldman Sachs SP (Asia) – China Life Euro Wts Sep 2015 B	2015/09/23	2015/10/02
20233	Goldman Sachs SP (Asia) – China Life Euro Wts Sep 2015 C	2015/09/23	2015/10/02
20238	Goldman Sachs SP (Asia) – China Mobile Euro Wts Sep 2015 A	2015/09/23	2015/10/02
19081	Goldman Sachs SP (Asia) – China Shenhua Euro Wts Sep 2015 A	2015/09/23	2015/10/02
18897	Goldman Sachs SP (Asia) – China Taiping European Wts Sep 15B	2015/09/23	2015/10/02
17166	Goldman Sachs SP (Asia) – China Unicom Euro Wts Sep 2015 A	2015/09/23	2015/10/02
19847	Goldman Sachs SP (Asia) – China Unicom Euro Wts Sep 2015 B	2015/09/23	2015/10/02
20237	Goldman Sachs SP (Asia) – CITIC Bank European Wts Sep 2015 A	2015/09/23	2015/10/02
19826	Goldman Sachs SP (Asia) – CNOOC European Warrants Sep 2015 A	2015/09/23	2015/10/02
20076	Goldman Sachs SP (Asia) – CNOOC European Warrants Sep 2015 B	2015/09/23	2015/10/02
20074	Goldman Sachs SP (Asia) – Galaxy Ent Euro Wts Sep 2015 A	2015/09/23	2015/10/02
20280	Goldman Sachs SP (Asia) – Galaxy Ent European Wts Sep 2015 C	2015/09/23	2015/10/02
21004	Goldman Sachs SP (Asia) – HKEx European Warrants Sep 2015 B	2015/09/23	2015/10/02
19577	Goldman Sachs SP (Asia) – HSBC European Warrants Sep 2015 C	2015/09/23	2015/10/02
19827	Goldman Sachs SP (Asia) – Huadian Power European Wts Sep15 A	2015/09/23	2015/10/02
20281	Goldman Sachs SP (Asia) – KECL European Warrants Sep 2015 B	2015/09/23	2015/10/02
20236	Goldman Sachs SP (Asia) – NCI European Warrants Sep 2015 A	2015/09/23	2015/10/02

List of expired derivative warrants, 2015 (continued)

Code	Warrant	Last trading date	Delisted date
20075	Goldman Sachs SP (Asia) – PetroChina European Wts Sep 2015 A	2015/09/23	2015/10/02
20381	Goldman Sachs SP (Asia) – Ping An Euro Put Wts Sep 2015 D	2015/09/23	2015/10/02
20048	Goldman Sachs SP (Asia) – Ping An European Wts Sep 2015 A	2015/09/23	2015/10/02
20049	Goldman Sachs SP (Asia) – Ping An European Wts Sep 2015 B	2015/09/23	2015/10/02
20182	Goldman Sachs SP (Asia) – Ping An European Wts Sep 2015 C	2015/09/23	2015/10/02
20382	Goldman Sachs SP (Asia) – Ping An European Wts Sep 2015 E	2015/09/23	2015/10/02
20078	Goldman Sachs SP (Asia) – Sands China Euro Wts Sep 2015 A	2015/09/23	2015/10/02
20235	Goldman Sachs SP (Asia) – Sands China Euro Wts Sep 2015 B	2015/09/23	2015/10/02
19462	Goldman Sachs SP (Asia) – Yurun Food European Wts Sep 2015 A	2015/09/23	2015/10/02
18954	Goldman Sachs SP (Asia) –Ch Overseas European Wts Sep 2015 A	2015/09/23	2015/10/02
18517	HK Bank – Agricultural Bank European Warrants Sep 2015 A	2015/09/23	2015/10/02
19510	HK Bank – Agricultural Bank European Warrants Sep 2015 B	2015/09/23	2015/10/02
19157	HK Bank – AIA European Put Warrants Sep 2015 A	2015/09/23	2015/10/02
20107	HK Bank – AIA European Put Warrants Sep 2015 C	2015/09/23	2015/10/02
20106	HK Bank – AIA European Warrants Sep 2015 B	2015/09/23	2015/10/02
19608	HK Bank – Anhui Conch European Warrants Sep 2015 A	2015/09/23	2015/10/02
19606	HK Bank – BOCL European Warrants Sep 2015 A	2015/09/23	2015/10/02
17541	HK Bank – CAM CSI300 European Warrants Sep 2015 A	2015/09/23	2015/10/02
18994	HK Bank – CAM CSI300 European Warrants Sep 2015 B	2015/09/23	2015/10/02
20321	HK Bank – CAM CSI300 European Warrants Sep 2015 C	2015/09/23	2015/10/02
20110	HK Bank – CC Bank European Warrants Sep 2015 A	2015/09/23	2015/10/02
18579	HK Bank – CGS European Warrants Sep 2015 A	2015/09/23	2015/10/02
19159	HK Bank – CHALCO European Warrants Sep 2015 A	2015/09/23	2015/10/02
20322	HK Bank – CHALCO European Warrants Sep 2015 B	2015/09/23	2015/10/02
20295	HK Bank – China Cinda European Warrants Sep 2015 A	2015/09/23	2015/10/02
17819	HK Bank – China Life European Put Warrants Sep 2015 C	2015/09/23	2015/10/02
19546	HK Bank – China Life European Put Warrants Sep 2015 D	2015/09/23	2015/10/02
29405	HK Bank – China Life European Warrants Sep 2015 A	2015/09/23	2015/10/02
19909	HK Bank – China Life European Warrants Sep 2015 E	2015/09/23	2015/10/02
20434	HK Bank – China Mobile European Warrants Sep 2015 A	2015/09/23	2015/10/02
19044	HK Bank – China Overseas European Warrants Sep 2015 A	2015/09/23	2015/10/02
15434	HK Bank – China Shenhua European Put Warrants Sep 2015 A	2015/09/23	2015/10/02
18445	HK Bank – China Shenhua European Warrants Sep 2015 B	2015/09/23	2015/10/02
16216	HK Bank – China Unicom European Warrants Sep 2015 A	2015/09/23	2015/10/02
19548	HK Bank – CITIC Bank European Warrants Sep 2015 A	2015/09/23	2015/10/02
19397	HK Bank – CITIC Sec European Warrants Sep 2015 A	2015/09/23	2015/10/02
18988	HK Bank – CPIC European Warrants Sep 2015 A	2015/09/23	2015/10/02
20435	HK Bank – CPIC European Warrants Sep 2015 B	2015/09/23	2015/10/02
19337	HK Bank – CRRC European Warrants Sep 2015 A	2015/09/23	2015/10/02
13263	HK Bank – CSOP A50 ETF European Warrants Sep 2015 A	2015/09/23	2015/10/02
19167	HK Bank – Evergrande European Warrants Sep 2015 A	2015/09/23	2015/10/02
20109	HK Bank – Foxconn European Warrants Sep 2015 B	2015/09/23	2015/10/02
20186	HK Bank – Galaxy Ent European Warrants Sep 2015 A	2015/09/23	2015/10/02
20187	HK Bank – Galaxy Ent European Warrants Sep 2015 B	2015/09/23	2015/10/02
18771	HK Bank – GCL-Poly Energy European Warrants Sep 2015 A	2015/09/23	2015/10/02
20191	HK Bank – GCL-Poly Energy European Warrants Sep 2015 B	2015/09/23	2015/10/02
18701	HK Bank – Geely Auto European Warrants Sep 2015 A	2015/09/23	2015/10/02
18773	HK Bank – Greatwall Motor European Warrants Sep 2015 A	2015/09/23	2015/10/02
17747	HK Bank – Haitong Sec European Warrants Sep 2015 A	2015/09/23	2015/10/02
19398	HK Bank – Haitong Sec European Warrants Sep 2015 B	2015/09/23	2015/10/02
20275	HK Bank – ICBC European Warrants Sep 2015 A	2015/09/23	2015/10/02
19611	HK Bank – Kingsoft European Warrants Sep 2015 A	2015/09/23	2015/10/02
18764	HK Bank – Li & Fung European Warrants Sep 2015 A	2015/09/23	2015/10/02
18516	HK Bank – MGM China European Warrants Sep 2015 A	2015/09/23	2015/10/02
26771	HK Bank – Minsheng Bank European Warrants Sep 2015 A	2015/09/23	2015/10/02
19911	HK Bank – PetroChina European Warrants Sep 2015 A	2015/09/23	2015/10/02
20274	HK Bank – PetroChina European Warrants Sep 2015 B	2015/09/23	2015/10/02
20294	HK Bank – Ping An European Warrants Sep 2015 A	2015/09/23	2015/10/02
20105	HK Bank – Sands China European Warrants Sep 2015 A	2015/09/23	2015/10/02
20188	HK Bank – Sands China European Warrants Sep 2015 B	2015/09/23	2015/10/02
16447	HK Bank – SMIC European Warrants Sep 2015 A	2015/09/23	2015/10/02
19367	HK Bank –BYD European Warrants Sep 2015 A	2015/09/23	2015/10/02
20044	J P Morgan SP BV – AIA European Put Warrants Sep 2015 B	2015/09/23	2015/10/02
20556	J P Morgan SP BV – China Life European Put Wts Sep 2015 B	2015/09/23	2015/10/02
17164	J P Morgan SP BV – China Unicom European Warrants Sep 2015 A	2015/09/23	2015/10/02
17779	J P Morgan SP BV – CITIC Sec European Warrants Sep 2015 A	2015/09/23	2015/10/02
20072	J P Morgan SP BV – CKH European Put Warrants Sep15 A	2015/09/23	2015/10/02
27228	J P Morgan SP BV – Dongfeng Motor European Wts Sep 2015 A	2015/09/23	2015/10/02
17574	J P Morgan SP BV – HKEx European Warrants Sep 2015 C	2015/09/23	2015/10/02
22423	J P Morgan SP BV – Ping An European Warrants Sep 2015 B	2015/09/23	2015/10/02
20633	J P Morgan SP BV – Stanchart European Warrants Sep 2015 B	2015/09/23	2015/10/02
17028	J P Morgan SP BV – Tingyi European Warrants Sep 2015 A	2015/09/23	2015/10/02
18165	Nomura Int'l plc – Geely Auto European Warrants Sep 2015 A	2015/09/23	2015/10/02
16595	Nomura Int'l plc – Link REIT European Warrants Sep 2015 A	2015/09/23	2015/10/02
19283	Standard Chartered Bank – A50 China Euro Warrants Sep 2015 A	2015/09/23	2015/10/02
19674	Standard Chartered Bank – AIA European Warrants Sep 2015 B	2015/09/23	2015/10/02
19234	Standard Chartered Bank – CC Bank European Put Wts Sep 2015C	2015/09/23	2015/10/02
19916	Standard Chartered Bank – Chi Resources European Wts Sep 15A	2015/09/23	2015/10/02
17829	Standard Chartered Bank – China Life Euro Put Wts Sep 2015 B	2015/09/23	2015/10/02
19055	Standard Chartered Bank – China Vanke European Wts Sep 2015A	2015/09/23	2015/10/02
19617	Standard Chartered Bank – CITIC Sec European Wts Sep 2015 A	2015/09/23	2015/10/02
19464	Standard Chartered Bank – CRRC European Warrants Sep 2015 A	2015/09/23	2015/10/02
19619	Standard Chartered Bank – Haitong Sec Euro Wts Sep 2015 A	2015/09/23	2015/10/02
19565	Standard Chartered Bank – HSHI ETF European Put Wts Sep15A	2015/09/23	2015/10/02
18916	Standard Chartered Bank – ICBC European Warrants Sep 2015 C	2015/09/23	2015/10/02
19342	Standard Chartered Bank – Intime European Warrants Sep 2015A	2015/09/23	2015/10/02
19672	Standard Chartered Bank – Link REIT European Wts Sep 2015 A	2015/09/23	2015/10/02

List of expired derivative warrants, 2015 (continued)

Code	Warrant	Last trading date	Delisted date
19289	Standard Chartered Bank – Zijin Mining Euro Wts Sep 2015 A	2015/09/23	2015/10/02
19013	Standard Chartered Bank -YZ Coal European Wts Sep 2015 A	2015/09/23	2015/10/02
20390	UBS AG – China Life European Put Warrants Sep 2015 D	2015/09/23	2015/10/02
20387	UBS AG – China Unicom European Warrants Sep 2015 B	2015/09/23	2015/10/02
20422	UBS AG – HKEEx European Warrants Sep 2015 F	2015/09/23	2015/10/02
20070	UBS AG – Ping An European Put Warrants Sep 2015 A	2015/09/23	2015/10/02
20448	UBS AG – Ping An European Warrants Sep 2015 D	2015/09/23	2015/10/02
20424	UBS AG – Stanchart European Warrants Sep 2015 A	2015/09/23	2015/10/02
20375	UBS AG – Tencent Holdings European Warrants Sep 2015 C	2015/09/23	2015/10/02
19372	Bank of East Asia – CHALCO European Warrants Oct 2015 A	2015/09/24	2015/10/05
29824	BNP Paribas Arbit Issu B.V. – HKEEx European Wts Oct 2015	2015/09/24	2015/10/05
18555	Credit Suisse AG – China Mobile European Put Wts Oct 2015 A	2015/09/24	2015/10/05
20443	Credit Suisse AG – HKEEx European Warrants Oct 2015 B	2015/09/24	2015/10/05
20442	Credit Suisse AG – Stanchart European Warrants Oct 2015 A	2015/09/24	2015/10/05
16693	Daiwa Capital Mkt – BOC HK European Put Warrants Oct 2015 A	2015/09/24	2015/10/05
17892	Daiwa Capital Mkt – BOCL European Warrants Oct 2015 A	2015/09/24	2015/10/05
18217	Goldman Sachs SP (Asia) – BOCL European Warrants Oct 2015 A	2015/09/24	2015/10/05
21037	Goldman Sachs SP (Asia) – CC Bank European Wts Oct 2015 A	2015/09/24	2015/10/05
23346	Goldman Sachs SP (Asia) – Henganintl European Wts Oct 2015 A	2015/09/24	2015/10/05
22135	Goldman Sachs SP (Asia) –Tencent European Wt Oct 2015 D	2015/09/24	2015/10/05
20681	HK Bank – HKEEx European Warrants Oct 2015 B	2015/09/24	2015/10/05
20446	J P Morgan SP BV – AAC Acoustic European Warrants Oct 2015 A	2015/09/24	2015/10/05
19423	J P Morgan SP BV – Agricultural Bk Euro Warrants Oct 2015 A	2015/09/24	2015/10/05
20272	J P Morgan SP BV – AIA European Warrants Oct 2015 A	2015/09/24	2015/10/05
20447	J P Morgan SP BV – BJ Ent Water European Warrants Oct 2015 A	2015/09/24	2015/10/05
17953	J P Morgan SP BV – Brilliance Chi European Wts Oct 2015 A	2015/09/24	2015/10/05
20314	J P Morgan SP BV – CAM CSI300 European Put Wts Oct 2015 B	2015/09/24	2015/10/05
20313	J P Morgan SP BV – CAM CSI300 European Warrants Oct 2015 A	2015/09/24	2015/10/05
29101	J P Morgan SP BV – Cathay Pacific European Warrants Oct 15 A	2015/09/24	2015/10/05
29508	J P Morgan SP BV – China Life European Warrants Oct 2015 A	2015/09/24	2015/10/05
17858	J P Morgan SP BV – China Life European Warrants Oct 2015 B	2015/09/24	2015/10/05
19811	J P Morgan SP BV – China Mengniu European Warrants Oct 2015A	2015/09/24	2015/10/05
20481	J P Morgan SP BV – China Mob European Wts Oct 2015 A	2015/09/24	2015/10/05
17312	J P Morgan SP BV – China Vanke European Warrants Oct 2015 A	2015/09/24	2015/10/05
18757	J P Morgan SP BV – CITIC Bank European Warrants Oct 2015 A	2015/09/24	2015/10/05
19838	J P Morgan SP BV – CKH European Warrants Oct 2015 A	2015/09/24	2015/10/05
19426	J P Morgan SP BV – Haitong Sec European Warrants Oct 2015 A	2015/09/24	2015/10/05
20394	J P Morgan SP BV – HKEEx European Warrants Oct 2015 B	2015/09/24	2015/10/05
21523	J P Morgan SP BV – HKEEx European Warrants Oct 2015 C	2015/09/24	2015/10/05
19529	J P Morgan SP BV – HSBC European Warrants Oct 2015 A	2015/09/24	2015/10/05
20197	J P Morgan SP BV – HSBC European Warrants Oct 2015 B	2015/09/24	2015/10/05
18821	J P Morgan SP BV – Minsheng Bank European Wts Oct 2015 A	2015/09/24	2015/10/05
20672	J P Morgan SP BV – Ping An European Put Warrants Oct 2015 B	2015/09/24	2015/10/05
20180	J P Morgan SP BV – Sands China European Put Wts Oct 2015 A	2015/09/24	2015/10/05
20198	J P Morgan SP BV – Sands China European Warrants Oct 2015 B	2015/09/24	2015/10/05
20482	J P Morgan SP BV – Sihuan Pharm European Warrants Oct 2015 A	2015/09/24	2015/10/05
20432	J P Morgan SP BV – Sinopec Corp European Warrants Oct 2015 A	2015/09/24	2015/10/05
13645	J P Morgan SP BV – Stanchart European Warrants Oct 2015 A	2015/09/24	2015/10/05
13253	J P Morgan SP BV – Tencent European Warrants Oct 2015 A	2015/09/24	2015/10/05
22765	J P Morgan SP BV – Tencent European Warrants Oct 2015 B	2015/09/24	2015/10/05
25849	Nomura Int'l plc – CSOP A50 ETF European Warrants Oct 2015 A	2015/09/24	2015/10/05
19987	Standard Chartered Bank – Sinopec Corp Eu Put Wt Oct 2015 A	2015/09/24	2015/10/05
18457	Standard Chartered Bank – Xinyi Glass Euro Wts Oct 2015 A	2015/09/24	2015/10/05
17700	Standard Chartered Bank – BankComm European Warrants Oct 15A	2015/09/24	2015/10/05
18662	Standard Chartered Bank – China Railway Euro Wts Oct 2015 A	2015/09/24	2015/10/05
19108	Standard Chartered Bank – CKH European Put Warrants Oct15A	2015/09/24	2015/10/05
15519	Standard Chartered Bank – Henganintl European Wts Oct15A	2015/09/24	2015/10/05
19652	Standard Chartered Bank – Lenovo European Wts Oct 2015 A	2015/09/24	2015/10/05
19986	Standard Chartered Bank – PetroChina Euro Put Wts Oct 2015 B	2015/09/24	2015/10/05
22907	UBS AG – China Mobile European Warrants Oct 2015 C	2015/09/24	2015/10/05
22583	UBS AG – HSBC European Warrants Oct 2015 A	2015/09/24	2015/10/05
15421	Bank of East Asia – BOCHK European Put Warrants Oct 2015 A	2015/09/25	2015/10/06
20173	Bank of East Asia – Galaxy Ent European Put Warrants Oct15 A	2015/09/25	2015/10/06
17981	BNP Paribas Arbit Issu B.V. – A50 China Euro Wts Oct 2015 A	2015/09/25	2015/10/06
26497	BNP Paribas Arbit Issu B.V. – Agricultural Bank Eu Wt Oct15A	2015/09/25	2015/10/06
16057	BNP Paribas Arbit Issu B.V. – BankComm Euro Wts Oct 2015 A	2015/09/25	2015/10/06
19180	BNP Paribas Arbit Issu B.V. – BOCL European Wts Oct 2015 A	2015/09/25	2015/10/06
17555	BNP Paribas Arbit Issu B.V. – Cathay Pacific Eu Wt Oct 2015A	2015/09/25	2015/10/06
19823	BNP Paribas Arbit Issu B.V. – Ch Mobile Eu Put Wt Oct 2015 A	2015/09/25	2015/10/06
11164	BNP Paribas Arbit Issu B.V. – China Life Euro Wts Oct 2015 A	2015/09/25	2015/10/06
16982	BNP Paribas Arbit Issu B.V. – China Life Euro Wts Oct 2015 B	2015/09/25	2015/10/06
19269	BNP Paribas Arbit Issu B.V. – China Tel Euro Wts Oct 2015 A	2015/09/25	2015/10/06
19271	BNP Paribas Arbit Issu B.V. – CITIC Sec Euro Wts Oct 2015 A	2015/09/25	2015/10/06
20655	BNP Paribas Arbit Issu B.V. – CKH European Wts Oct 2015 A	2015/09/25	2015/10/06
20464	BNP Paribas Arbit Issu B.V. – CNOOC European Wts Oct 2015 A	2015/09/25	2015/10/06
21475	BNP Paribas Arbit Issu B.V. – CSOP A50 ETF Eu Wts Oct 2015 A	2015/09/25	2015/10/06
19183	BNP Paribas Arbit Issu B.V. – Evergrande Euro Wts Oct 2015 A	2015/09/25	2015/10/06
17936	BNP Paribas Arbit Issu B.V. – Foxconn Euro Wts Oct 2015 A	2015/09/25	2015/10/06
18072	BNP Paribas Arbit Issu B.V. – GCL-Poly Euro Wts Oct 2015 A	2015/09/25	2015/10/06
19602	BNP Paribas Arbit Issu B.V. – Geely Auto Euro Wts Oct 2015 A	2015/09/25	2015/10/06
19272	BNP Paribas Arbit Issu B.V. – Haitong Sec Eu Wts Oct 2015 A	2015/09/25	2015/10/06
15541	BNP Paribas Arbit Issu B.V. – HKEEx European Wts Oct 2015 A	2015/09/25	2015/10/06
20360	BNP Paribas Arbit Issu B.V. – ICBC European Wts Oct 2015 A	2015/09/25	2015/10/06
22234	BNP Paribas Arbit Issu B.V. – KECL European Wts Oct 2015 A	2015/09/25	2015/10/06
23313	BNP Paribas Arbit Issu B.V. – Minsheng Bk Euro Wt Oct 2015 A	2015/09/25	2015/10/06
19526	BNP Paribas Arbit Issu B.V. – Prada European Wts Oct 2015 A	2015/09/25	2015/10/06
19067	BNP Paribas Arbit Issu B.V. – Sands China Euro Wt Oct 2015 A	2015/09/25	2015/10/06

List of expired derivative warrants, 2015 (continued)

Code	Warrant	Last trading date	Delisted date
20250	BNP Paribas Arbit Issu B.V. – Shanghai Electric Eu Wt Oct15A	2015/09/25	2015/10/06
19066	BNP Paribas Arbit Issu B.V. – Wynn Macau Euro Wts Oct 2015 A	2015/09/25	2015/10/06
19453	BNP Paribas Arbit Issu B.V. -SHK Ppt Euro Wts Oct 2015 A	2015/09/25	2015/10/06
20517	BNP Paribas Arbit Issu B.V. -Tencent Hldgs Eu Wt Oct 2015 A	2015/09/25	2015/10/06
11524	BNP Paribas Arbit Issu B.V.-Dongfeng Motor Eur Wt Oct 2015 A	2015/09/25	2015/10/06
18451	BOCI Asia Ltd. – GCL-Poly Energy European Warrants Oct 2015A	2015/09/25	2015/10/06
20635	BOCI Asia Ltd. – Ping An European Put Warrants Oct 2015 A	2015/09/25	2015/10/06
15027	CC Rabobank B.A. – HSBC European Warrants Oct 2015	2015/09/25	2015/10/06
20287	Credit Suisse AG – CITIC European Warrants Oct 2015 A	2015/09/25	2015/10/06
20288	Credit Suisse AG – CNBM European Warrants Oct 2015 B	2015/09/25	2015/10/06
20473	Credit Suisse AG – Geely Auto European Warrants Oct 2015 A	2015/09/25	2015/10/06
14566	Credit Suisse AG – HSBC European Wts Oct 2015	2015/09/25	2015/10/06
20286	Credit Suisse AG – PetroChina European Warrants Oct 2015 A	2015/09/25	2015/10/06
23148	Credit Suisse AG – Ping An European Warrants Oct 2015 E	2015/09/25	2015/10/06
16904	Daiwa Capital Mkt – CNOOC European Put Warrants Oct 2015 A	2015/09/25	2015/10/06
20772	Goldman Sachs SP (Asia) – China Mobile Euro Wts Oct 2015 A	2015/09/25	2015/10/06
21972	Goldman Sachs SP (Asia) – CITIC Sec European Wts Oct 2015 A	2015/09/25	2015/10/06
20438	Goldman Sachs SP (Asia) – HKEx European Warrants Oct 2015 A	2015/09/25	2015/10/06
20437	Goldman Sachs SP (Asia) – HSBC European Warrants Oct 2015 B	2015/09/25	2015/10/06
20063	Goldman Sachs SP (Asia) -Tencent European Wt Oct 2015 B	2015/09/25	2015/10/06
20459	HK Bank – CC Bank European Warrants Oct 2015 A	2015/09/25	2015/10/06
20458	HK Bank – Ch Ship Cont European Warrants Oct 2015 A	2015/09/25	2015/10/06
20973	HK Bank – HKEx European Warrants Oct 2015 C	2015/09/25	2015/10/06
19724	HK Bank – Sinopec Corp European Warrants Oct 2015 A	2015/09/25	2015/10/06
19017	J P Morgan SP BV – Anhui Conch European Warrants Oct 2015 A	2015/09/25	2015/10/06
18962	J P Morgan SP BV – BankComm European Warrants Oct 2015 A	2015/09/25	2015/10/06
20179	J P Morgan SP BV – BankComm European Warrants Oct 2015 B	2015/09/25	2015/10/06
18935	J P Morgan SP BV – CC Bank European Wts Oct 2015 A	2015/09/25	2015/10/06
20509	J P Morgan SP BV – Ch Ship Cont European Warrants Oct 2015 A	2015/09/25	2015/10/06
19205	J P Morgan SP BV – CHALCO European Warrants Oct 2015 A	2015/09/25	2015/10/06
18858	J P Morgan SP BV – China Life European Warrants Oct 2015 C	2015/09/25	2015/10/06
20200	J P Morgan SP BV – Galaxy Ent European Put Wts Oct 2015 B	2015/09/25	2015/10/06
20199	J P Morgan SP BV – Galaxy Ent European Warrants Oct 2015 A	2015/09/25	2015/10/06
19375	J P Morgan SP BV – Henganintl European Warrants Oct 2015 A	2015/09/25	2015/10/06
14744	J P Morgan SP BV – HSBC European Warrants Oct 2015	2015/09/25	2015/10/06
19536	J P Morgan SP BV – Kingsoft European Warrants Oct 2015 A	2015/09/25	2015/10/06
18973	J P Morgan SP BV – Ping An European Warrants Oct 2015 A	2015/09/25	2015/10/06
20290	J P Morgan SP BV – Sands China European Warrants Oct 2015 C	2015/09/25	2015/10/06
19979	J P Morgan SP BV – Techtronic Ind European Warrants Oct 15 A	2015/09/25	2015/10/06
18375	J P Morgan SP BV – Wynn Macau European Warrants Oct 2015 A	2015/09/25	2015/10/06
20261	Macquarie Bank Ltd. – AIA European Warrants Oct 2015 A	2015/09/25	2015/10/06
18420	Macquarie Bank Ltd. – Air China European Warrants Oct 2015 A	2015/09/25	2015/10/06
20150	Macquarie Bank Ltd. – Anhui Conch European Wts Oct 2015 A	2015/09/25	2015/10/06
18711	Macquarie Bank Ltd. – Avichina European Warrants Oct 2015 A	2015/09/25	2015/10/06
20005	Macquarie Bank Ltd. – BJ Ent Water European Wts Oct 2015 A	2015/09/25	2015/10/06
14874	Macquarie Bank Ltd. – Brilliance Chi Euro Wts Oct 2015 A	2015/09/25	2015/10/06
18698	Macquarie Bank Ltd. – BYD European Warrants Oct 2015 A	2015/09/25	2015/10/06
20093	Macquarie Bank Ltd. – CAM CSI300 European Wts Oct 2015 A	2015/09/25	2015/10/06
20130	Macquarie Bank Ltd. – CC Bank European Warrants Oct 2015 A	2015/09/25	2015/10/06
18419	Macquarie Bank Ltd. – Ch Comm Cons European Wts Oct 2015 A	2015/09/25	2015/10/06
19008	Macquarie Bank Ltd. – Ch Molybdenum European Wts Oct 2015 A	2015/09/25	2015/10/06
19739	Macquarie Bank Ltd. – Ch Southern Air Euro Wts Oct 2015 A	2015/09/25	2015/10/06
19009	Macquarie Bank Ltd. – CHALCO European Warrants Oct 2015 A	2015/09/25	2015/10/06
19958	Macquarie Bank Ltd. – China Coal European Wts Oct 2015 A	2015/09/25	2015/10/06
16817	Macquarie Bank Ltd. – China COSCO European Wts Oct 2015 A	2015/09/25	2015/10/06
29537	Macquarie Bank Ltd. – China Life European Wts Oct 2015 A	2015/09/25	2015/10/06
18850	Macquarie Bank Ltd. – China Life European Wts Oct 2015 B	2015/09/25	2015/10/06
19133	Macquarie Bank Ltd. – China Mobile European Wts Oct 2015 A	2015/09/25	2015/10/06
13717	Macquarie Bank Ltd. – China Overseas European Wts Oct 2015 A	2015/09/25	2015/10/06
18495	Macquarie Bank Ltd. – China Railway European Wts Oct 2015 A	2015/09/25	2015/10/06
19954	Macquarie Bank Ltd. – China Taiping European Wts Oct 2015 A	2015/09/25	2015/10/06
17300	Macquarie Bank Ltd. – China Vanke European Warrants Oct 15 A	2015/09/25	2015/10/06
19131	Macquarie Bank Ltd. – China Vanke European Warrants Oct 15 B	2015/09/25	2015/10/06
19952	Macquarie Bank Ltd. – CKH European Warrants Oct 2015 A	2015/09/25	2015/10/06
19972	Macquarie Bank Ltd. – Galaxy Ent European Wts Oct 2015 A	2015/09/25	2015/10/06
20161	Macquarie Bank Ltd. – Galaxy Ent European Wts Oct 2015 B	2015/09/25	2015/10/06
18655	Macquarie Bank Ltd. – Geely Auto European Wts Oct 2015 A	2015/09/25	2015/10/06
17978	Macquarie Bank Ltd. – Haitong Sec European Wts Oct 2015 A	2015/09/25	2015/10/06
22075	Macquarie Bank Ltd. – Henganintl European Wts Oct 2015 A	2015/09/25	2015/10/06
24798	Macquarie Bank Ltd. – HKEx European Put Warrants Oct 2015 A	2015/09/25	2015/10/06
16501	Macquarie Bank Ltd. – HKEx European Warrants Oct 2015 B	2015/09/25	2015/10/06
19376	Macquarie Bank Ltd. – ICBC European Warrants Oct 2015 A	2015/09/25	2015/10/06
19800	Macquarie Bank Ltd. – Lenovo European Warrants Oct 2015 A	2015/09/25	2015/10/06
19718	Macquarie Bank Ltd. – Li & Fung European Warrants Oct 2015 A	2015/09/25	2015/10/06
19063	Macquarie Bank Ltd. – Longfor PPT European Wts Oct 2015 A	2015/09/25	2015/10/06
19227	Macquarie Bank Ltd. – Minsheng Bank European Wts Oct 2015 A	2015/09/25	2015/10/06
18845	Macquarie Bank Ltd. – NCI European Warrants Oct 2015 A	2015/09/25	2015/10/06
19443	Macquarie Bank Ltd. – PetroChina European Wts Oct 2015 A	2015/09/25	2015/10/06
18846	Macquarie Bank Ltd. – PICC Group European Wts Oct 2015 A	2015/09/25	2015/10/06
18849	Macquarie Bank Ltd. – Ping An European Warrants Oct 2015 A	2015/09/25	2015/10/06
20371	Macquarie Bank Ltd. – Ping An European Warrants Oct 2015 B	2015/09/25	2015/10/06
19973	Macquarie Bank Ltd. – Sands China European Wts Oct 2015 A	2015/09/25	2015/10/06
20160	Macquarie Bank Ltd. – Sands China European Wts Oct 2015 B	2015/09/25	2015/10/06
20004	Macquarie Bank Ltd. – Sinopharm European Warrants Oct 2015 A	2015/09/25	2015/10/06
19719	Macquarie Bank Ltd. – Stanchart European Warrants Oct 2015 A	2015/09/25	2015/10/06
20332	Macquarie Bank Ltd. – Tencent European Put Wts Oct 2015 D	2015/09/25	2015/10/06
20329	Macquarie Bank Ltd. – Tencent European Warrants Oct 2015 A	2015/09/25	2015/10/06

List of expired derivative warrants, 2015 (continued)

Code	Warrant	Last trading date	Delisted date
20330	Macquarie Bank Ltd. – Tencent European Warrants Oct 2015 B	2015/09/25	2015/10/06
20331	Macquarie Bank Ltd. – Tencent European Warrants Oct 2015 C	2015/09/25	2015/10/06
20333	Macquarie Bank Ltd. – Tencent European Warrants Oct 2015 E	2015/09/25	2015/10/06
16994	Macquarie Bank Ltd. – Tingyi European Warrants Oct 2015 A	2015/09/25	2015/10/06
20444	Macquarie Bank Ltd. -Greatwall Motor European Wts Oct 2015 A	2015/09/25	2015/10/06
18996	SGA Societe Generale Acceptance N.V – COVS Eu Wts Oct 2015 A	2015/09/25	2015/10/06
20152	SGA Societe Generale Acceptance N.V. – AIA Eu Put Wt Oct15 A	2015/09/25	2015/10/06
20194	SGA Societe Generale Acceptance N.V. – AIA Eur Wt Oct 2015 B	2015/09/25	2015/10/06
20965	SGA Societe Generale Acceptance N.V. – BOCL Eu Wt Oct 2015 A	2015/09/25	2015/10/06
20204	SGA Societe Generale Acceptance N.V. – CCB Eur Wt Oct 2015 A	2015/09/25	2015/10/06
20367	SGA Societe Generale Acceptance N.V. – Ch Mob Eu Wt Oct 15 A	2015/09/25	2015/10/06
21008	SGA Societe Generale Acceptance N.V. – CKH Euro Wt Oct 2015A	2015/09/25	2015/10/06
19867	SGA Societe Generale Acceptance N.V. – CTel Eu Wt Oct 2015 A	2015/09/25	2015/10/06
27354	SGA Societe Generale Acceptance N.V. – Dongfeng Eu Wt Oct15A	2015/09/25	2015/10/06
20469	SGA Societe Generale Acceptance N.V. – GWMC Eu Wt Oct 2015 A	2015/09/25	2015/10/06
17466	SGA Societe Generale Acceptance N.V. – HKEx Eu Wt Oct 2015 A	2015/09/25	2015/10/06
20539	SGA Societe Generale Acceptance N.V. – HKEx Eu Wt Oct 2015 B	2015/09/25	2015/10/06
21018	SGA Societe Generale Acceptance N.V. – HKEx Eu Wt Oct 2015 C	2015/09/25	2015/10/06
19843	SGA Societe Generale Acceptance N.V. – HSBC Eu Wt Oct 2015 A	2015/09/25	2015/10/06
20259	SGA Societe Generale Acceptance N.V. – HSBC Eu Wt Oct 2015 B	2015/09/25	2015/10/06
21809	SGA Societe Generale Acceptance N.V. – HSBC Eu Wt Oct 2015 C	2015/09/25	2015/10/06
20966	SGA Societe Generale Acceptance N.V. – ICBC Eu Wt Oct 2015 A	2015/09/25	2015/10/06
19287	SGA Societe Generale Acceptance N.V.- A50 Ch Eu Wt Oct 2015A	2015/09/25	2015/10/06
19906	SGA Societe Generale Acceptance N.V.- A50 Ch Eu Wt Oct 2015B	2015/09/25	2015/10/06
20339	SGA Societe Generale Acceptance N.V.- A50 Ch Eu Wt Oct 2015C	2015/09/25	2015/10/06
18062	SGA Societe Generale Acceptance N.V. -CLife Eu Put Wt Oct15C	2015/09/25	2015/10/06
18870	SGA Societe Generale Acceptance N.V. -CLife Eu Put Wt Oct15D	2015/09/25	2015/10/06
27375	SGA Societe Generale Acceptance N.V. -CLife Eu Wt Oct 2015 A	2015/09/25	2015/10/06
18060	SGA Societe Generale Acceptance N.V. -CLife Eu Wt Oct 2015 B	2015/09/25	2015/10/06
18923	SGA Societe Generale Acceptance N.V. -Shenhua Eu Wt Oct2015A	2015/09/25	2015/10/06
25331	SGA Societe Generale Acceptance N.V. -Tencent Eu Wt Oct 15 A	2015/09/25	2015/10/06
15055	SGA Societe Generale Acceptance N.V. -Tencent Eu Wt Oct 15 B	2015/09/25	2015/10/06
20830	SGA Societe Generale Acceptance N.V. -Tencent Eu Wt Oct 15 C	2015/09/25	2015/10/06
21257	SGA Societe Generale Acceptance N.V. -Tencent Eu Wt Oct 15 D	2015/09/25	2015/10/06
19119	SGA Societe Generale Acceptance N.V.-CAM CSI300 Eu Wt Oct15A	2015/09/25	2015/10/06
17331	SGA Societe Generale Acceptance N.V.-Ch Vanke Eu Wts Oct15A	2015/09/25	2015/10/06
17472	SGA Societe Generale Acceptance N.V.-ChiUnicom Eu Wt Oct 15A	2015/09/25	2015/10/06
20164	SGA Societe Generale Acceptance N.V.-Galaxy Eu Put Wt Oct15A	2015/09/25	2015/10/06
19731	SGA Societe Generale Acceptance N.V.-Stanchart Eu Wt Oct15 A	2015/09/25	2015/10/06
18914	SGA Societe Generale Acceptance N.V.-ZTE Eu Wt Oct 2015 A	2015/09/25	2015/10/06
27703	SGA Societe Generale Acceptance N.V-Ch Gas Hold Eu Wt Oct15A	2015/09/25	2015/10/06
17507	SGA Societe Generale Acceptance N.V-Chi COSCO Eu Wt Oct 15 A	2015/09/25	2015/10/06
20039	SGA Societe Generale Acceptance N.V-Haitong Sec Eu Wt Oct15A	2015/09/25	2015/10/06
20608	SGA Societe Generale Acceptance N.V-HS H-SHARE Eu Wts Oct15A	2015/09/25	2015/10/06
19974	SGA Societe Generale Acceptance N.V-Sands China Eu Wt Oct15A	2015/09/25	2015/10/06
20344	SGA Societe Generale Acceptance N.V-Sands China Eu Wt Oct15C	2015/09/25	2015/10/06
15437	SGA Societe Generale Acceptance NV- CITIC Euro Put Wt Oct15A	2015/09/25	2015/10/06
12125	SGA Societe Generale Acceptance NV-Ch Ship Cont Eu Wt Oct15A	2015/09/25	2015/10/06
11706	SGA Societe Generale Acceptance NV-CSOP A50 ETF Eu Wt Oct15A	2015/09/25	2015/10/06
20338	SGA Societe Generale Acceptance NV-CSOP A50 ETF Eu Wt Oct15B	2015/09/25	2015/10/06
27327	SGA Societe Generale Acceptance NV-Minsheng Bk Eu Wt Oct15 A	2015/09/25	2015/10/06
12637	SGA Societe Generale Acceptance NV-Minsheng Bk Eu Wt Oct15B	2015/09/25	2015/10/06
20208	SGA Societe Generale Acceptance NV-Sands Ch Eu Put Wt Oct15B	2015/09/25	2015/10/06
19112	Standard Chartered Bank – Anhui Conch Euro Wts Oct 2015 A	2015/09/25	2015/10/06
19849	Standard Chartered Bank – China COSCO European Wt Oct 2015 A	2015/09/25	2015/10/06
19165	Standard Chartered Bank – CITIC Bank European Put Wts Oct15B	2015/09/25	2015/10/06
19109	Standard Chartered Bank – CITIC Bank European Wts Oct 2015 A	2015/09/25	2015/10/06
19859	Standard Chartered Bank – CKH European Put Wt Oct15B	2015/09/25	2015/10/06
19058	Standard Chartered Bank – NCI European Warrants Oct 2015 A	2015/09/25	2015/10/06
18910	Standard Chartered Bank – NewWorld Dev European Wts Oct 15 A	2015/09/25	2015/10/06
15547	UBS AG – CSOP A50 ETF European Warrants Oct 2015 A	2015/09/25	2015/10/06
22931	UBS AG – PetroChina European Warrants Oct 2015 B	2015/09/25	2015/10/06
17900	J P Morgan SP BV – BOCL European Warrants Oct 2015 A	2015/09/29	2015/10/07
22388	SGA Societe Generale Acceptance N.V. – Ch Mob Eu Wt Oct 15 B	2015/09/29	2015/10/07
29167	Standard Chartered Bank – CITIC European Put Wts Oct 15 A	2015/09/29	2015/10/07
19757	Standard Chartered Bank – HS H-SHARE European Wts Oct 2015 A	2015/09/29	2015/10/07
19592	Standard Chartered Bank -Kingsoft European Wts Oct 2015 A	2015/09/29	2015/10/07
25266	Bank of East Asia – China Life European Warrants Oct 2015 A	2015/09/30	2015/10/08
17533	BOCI Asia Ltd. – HKEx European Warrants Oct 2015 A	2015/09/30	2015/10/08
21580	Credit Suisse AG – China Mobile European Warrants Oct 2015 C	2015/09/30	2015/10/08
20604	Credit Suisse AG – ICBC European Warrants Oct 2015 A	2015/09/30	2015/10/08
20506	Credit Suisse AG – Ping An European Warrants Oct 2015 A	2015/09/30	2015/10/08
21661	Goldman Sachs SP (Asia) – China Mobile Euro Wts Oct 2015 B	2015/09/30	2015/10/08
21646	J P Morgan SP BV – China Mob European Wts Oct 2015 B	2015/09/30	2015/10/08
20510	J P Morgan SP BV – Kingdee Intl European Warrants Oct 2015 A	2015/09/30	2015/10/08
14665	SGA Societe Generale Acceptance N.V. – HSBC Eu Wt Oct 2015	2015/09/30	2015/10/08
21423	Standard Chartered Bank – Brilliance Chi Euro Wts Oct 2015 A	2015/09/30	2015/10/08
20564	Bank of East Asia – Henganintl European Warrants Oct 2015 A	2015/10/02	2015/10/09
19815	Standard Chartered Bank – A50 China Euro Warrants Oct 2015 A	2015/10/02	2015/10/09
18949	Standard Chartered Bank – CSOP A50 ETF Euro Wts Oct 2015 A	2015/10/02	2015/10/09
24761	Standard Chartered Bank-China Life European Wts Oct 2015 A	2015/10/02	2015/10/09
21338	UBS AG – Tencent Holdings European Warrants Oct 2015 C	2015/10/02	2015/10/09
29516	Bank of East Asia – Ch Mobile European Put Warrants Oct 15 A	2015/10/05	2015/10/12
20230	J P Morgan SP BV – Singyes Solar European Warrants Oct 2015A	2015/10/05	2015/10/12
19339	Macquarie Bank Ltd. – AAC Acoustic European Wts Oct 2015 A	2015/10/05	2015/10/12
17987	Standard Chartered Bank -PetroChina European Wts Oct 2015 A	2015/10/05	2015/10/12
18097	BOCI Asia Ltd. – CAM CSI300 European Warrants Oct 2015 A	2015/10/06	2015/10/13

List of expired derivative warrants, 2015 (continued)

Code	Warrant	Last trading date	Delisted date
17813	BOCI Asia Ltd. – China Life European Put Warrants Oct 2015 A	2015/10/06	2015/10/13
21663	BOCI Asia Ltd. – China Mobile European Warrants Oct 2015 A	2015/10/06	2015/10/13
20450	BOCI Asia Ltd. – PetroChina European Warrants Oct 2015 A	2015/10/06	2015/10/13
20116	BOCI Asia Ltd. – Sinopec Corp European Warrants Oct 2015 A	2015/10/06	2015/10/13
20524	BOCI Asia Ltd. – Tencent Holdings European Wts Oct 2015 B	2015/10/06	2015/10/13
20710	Standard Chartered Bank – CAM CSI300 European Wts Oct 2015 A	2015/10/06	2015/10/13
20086	Standard Chartered Bank – China Overseas Euro Wt Oct 2015 A	2015/10/06	2015/10/13
14547	Standard Chartered Bank – HSBC European Warrants Oct 2015	2015/10/06	2015/10/13
18264	UBS AG – CAM CSI300 European Warrants Oct 2015 A	2015/10/06	2015/10/13
17801	UBS AG – China Life European Warrants Oct 2015 B	2015/10/06	2015/10/13
20607	UBS AG – Evergrande European Warrants Oct 2015 A	2015/10/06	2015/10/13
13951	UBS AG – HSBC European Warrants Oct 2015	2015/10/06	2015/10/13
19599	UBS AG – Kingsoft European Warrants Oct 2015 A	2015/10/06	2015/10/13
20391	UBS AG – Sinopec Corp European Warrants Oct 2015 A	2015/10/06	2015/10/13
21643	J P Morgan SP BV – Galaxy Ent European Warrants Oct 2015 C	2015/10/07	2015/10/14
20712	Macquarie Bank Ltd. – Ch Molybdenum European Wts Oct 2015 B	2015/10/07	2015/10/14
20796	UBS AG – China Mobile European Warrants Oct 2015 A	2015/10/08	2015/10/15
20755	UBS AG – Ping An European Warrants Oct 2015 A	2015/10/08	2015/10/15
20533	Goldman Sachs SP (Asia) – Kingdee Intl European Wts Oct 15 A	2015/10/09	2015/10/16
20534	Goldman Sachs SP (Asia) – Kingsoft European Wts Oct 2015 B	2015/10/09	2015/10/16
20917	UBS AG – Sinopec Corp European Warrants Oct 2015 B	2015/10/09	2015/10/16
17976	Macquarie Bank Ltd. – Ch Oilfield European Wts Oct 2015 A	2015/10/12	2015/10/19
20133	Macquarie Bank Ltd. – Kingdee Intl European Warrants Oct 15 A	2015/10/12	2015/10/19
18305	Macquarie Bank Ltd. – Singyes Solar European Wts Oct 2015 A	2015/10/12	2015/10/19
18982	BOCI Asia Ltd. – Ch Overseas European Warrants Oct 2015 A	2015/10/13	2015/10/20
22658	Credit Suisse AG – HKEx European Warrants Oct 2015 D	2015/10/13	2015/10/20
26174	HK Bank – CC Bank European Warrants Oct 2015	2015/10/13	2015/10/20
19281	Standard Chartered Bank – Geely Auto European Wts Oct 2015 A	2015/10/13	2015/10/20
20426	UBS AG – CAM CSI300 European Warrants Oct 2015 B	2015/10/13	2015/10/20
19630	UBS AG – Galaxy Ent European Put Warrants Oct 2015 B	2015/10/13	2015/10/20
21151	UBS AG – Tencent Holdings European Warrants Oct 2015 B	2015/10/13	2015/10/20
16920	Daiwa Capital Mkt – A50 China European Put Wts Oct 2015 A	2015/10/14	2015/10/22
21077	Goldman Sachs SP (Asia) – BOCL European Warrants Oct 2015 B	2015/10/14	2015/10/22
20023	Standard Chartered Bank – Galaxy Ent European Wts Oct 2015 B	2015/10/14	2015/10/22
21271	UBS AG – Minsheng Bank European Warrants Oct 2015 A	2015/10/14	2015/10/22
17334	Bank of East Asia – China Vanke European Warrants Oct 2015 A	2015/10/15	2015/10/23
21371	Standard Chartered Bank – CC Bank European Wts Oct 2015 A	2015/10/15	2015/10/23
20798	UBS AG – PetroChina European Warrants Oct 2015 A	2015/10/15	2015/10/23
21032	UBS AG – Ping An European Warrants Oct 2015 B	2015/10/15	2015/10/23
17963	BOCI Asia Ltd. – HKEx European Warrants Oct 2015 B	2015/10/16	2015/10/26
21445	BOCI Asia Ltd. – Sinopec Corp European Warrants Oct 2015 B	2015/10/16	2015/10/26
20876	Credit Suisse AG – BOCL European Warrants Oct 2015 B	2015/10/16	2015/10/26
20875	Credit Suisse AG – CC Bank European Warrants Oct 2015 B	2015/10/16	2015/10/26
20640	Credit Suisse AG – China Life European Warrants Oct 2015 B	2015/10/16	2015/10/26
22314	Goldman Sachs SP (Asia) – HKEx European Warrants Oct 2015 B	2015/10/16	2015/10/26
13785	HK Bank – Galaxy Ent European Warrants Oct 2015 A	2015/10/16	2015/10/26
24308	Nomura Int'l plc – China EB Int'l European Wts Oct 2015 B	2015/10/16	2015/10/26
14856	Standard Chartered Bank – Galaxy Ent European Wts Oct 2015 A	2015/10/16	2015/10/26
19745	Standard Chartered Bank – China Life European Wts Oct 2015 B	2015/10/16	2015/10/26
20124	UBS AG – AIA European Put Warrants Oct 2015 A	2015/10/16	2015/10/26
22165	UBS AG – CC Bank European Warrants Oct 2015 A	2015/10/16	2015/10/26
17788	UBS AG – China Life European Put Warrants Oct 2015 A	2015/10/16	2015/10/26
13546	UBS AG – Galaxy Ent European Warrants Oct 2015 A	2015/10/16	2015/10/26
15721	Bank of East Asia – CITIC European Put Warrants Oct 2015 A	2015/10/19	2015/10/27
26062	Bank of East Asia – CNBM European Warrants Oct 2015 A	2015/10/19	2015/10/27
21183	BOCI Asia Ltd. – China Life European Warrants Oct 2015 C	2015/10/19	2015/10/27
27211	BOCI Asia Ltd. – Tencent Holdings European Wts Oct 2015 A	2015/10/19	2015/10/27
17477	Credit Suisse AG – CNOOC European Warrants Oct 2015 B	2015/10/19	2015/10/27
17853	Credit Suisse AG – Haitong Sec European Warrants Oct 2015 A	2015/10/19	2015/10/27
19195	Goldman Sachs SP (Asia) – Tencent European Put Wt Oct 2015 A	2015/10/19	2015/10/27
28308	HK Bank – HKEx European Warrants Oct 2015 A	2015/10/19	2015/10/27
17465	Standard Chartered Bank – CNOOC European Warrants Oct 2015 A	2015/10/19	2015/10/27
29410	Standard Chartered Bank – Tencent Hldg Euro Wts Oct 2015 A	2015/10/19	2015/10/27
21555	UBS AG – BOCL European Warrants Oct 2015 A	2015/10/19	2015/10/27
21029	UBS AG – BYD European Warrants Oct 2015 A	2015/10/19	2015/10/27
20389	UBS AG – China Life European Warrants Oct 2015 D	2015/10/19	2015/10/27
17656	UBS AG – CNOOC European Warrants Oct 2015 A	2015/10/19	2015/10/27
20754	UBS AG – Kingsoft European Warrants Oct 2015 B	2015/10/19	2015/10/27
19285	UBS AG – New World European Warrants Oct 2015 A	2015/10/19	2015/10/27
28379	UBS AG – Tencent Holdings European Warrants Oct 2015 A	2015/10/19	2015/10/27
14117	Bank of East Asia – CNBM European Warrants Oct 2015 B	2015/10/20	2015/10/28
21039	Goldman Sachs SP (Asia) – CC Bank European Wts Oct 2015 B	2015/10/20	2015/10/28
13517	Goldman Sachs SP (Asia) – CNBM European Warrants Oct 2015 A	2015/10/20	2015/10/28
13103	HK Bank – CNBM European Warrants Oct 2015 A	2015/10/20	2015/10/28
20899	J P Morgan SP BV – HS H-SHARE European Warrants Oct 2015 B	2015/10/20	2015/10/28
13942	Nomura Int'l plc – CNBM European Warrants Oct 2015 A	2015/10/20	2015/10/28
29372	Standard Chartered Bank – Ch Ship Cont Euro Wts Oct 2015 A	2015/10/20	2015/10/28
21884	UBS AG – BYD European Warrants Oct 2015 B	2015/10/20	2015/10/28
21658	UBS AG – China Mobile European Put Warrants Oct 2015 B	2015/10/20	2015/10/28
12929	UBS AG – China National Building European Wts Oct 2015 A	2015/10/20	2015/10/28
21657	UBS AG – HKEx European Warrants Oct 2015 A	2015/10/20	2015/10/28
21619	Bank of East Asia – China Life European Warrants Oct 2015 B	2015/10/22	2015/10/29
21620	Bank of East Asia – Minsheng Bank European Warrants Oct 15 A	2015/10/22	2015/10/29
21800	Goldman Sachs SP (Asia) – AIA European Warrants Oct 2015 C	2015/10/22	2015/10/29
13765	Goldman Sachs SP (Asia) – Galaxy Ent Euro Wts Oct 2015 A	2015/10/22	2015/10/29
19989	Goldman Sachs SP (Asia) – HSBC European Warrants Oct 2015 A	2015/10/22	2015/10/29
17975	J P Morgan SP BV – A50 China European Put Wts Oct 2015 A	2015/10/22	2015/10/29

List of expired derivative warrants, 2015 (continued)

Code	Warrant	Last trading date	Delisted date
11701	Nomura Int'l plc – China EB Int'l European Wts Oct 2015 A	2015/10/22	2015/10/29
16156	Nomura Int'l plc – CMS European Warrants Oct 2015 A	2015/10/22	2015/10/29
13529	Nomura Int'l plc – SMIC European Warrants Oct 2015 A	2015/10/22	2015/10/29
22451	Standard Chartered Bank – Ping An European Wts Oct 2015 A	2015/10/22	2015/10/29
22449	Standard Chartered Bank – Tencent Hldg Euro Wts Oct 2015 B	2015/10/22	2015/10/29
23197	UBS AG – Ping An European Put Warrants Oct 2015 D	2015/10/22	2015/10/29
28870	Bank of East Asia – Tencent Holdings European Wts Oct 2015 A	2015/10/23	2015/10/30
20462	BNP Paribas Arbit Issu B.V. – HSI Euro Put Wts Oct 2015 B	2015/10/23	2015/10/30
20986	BNP Paribas Arbit Issu B.V. – HSI Euro Put Wts Oct 2015 C	2015/10/23	2015/10/30
19579	BNP Paribas Arbit Issu B.V. – HSI European Wts Oct 2015 A	2015/10/23	2015/10/30
20636	BOCI Asia Ltd. – China Life European Put Warrants Oct 2015 B	2015/10/23	2015/10/30
20952	BOCI Asia Ltd. – HSI European Put Warrants Oct 2015 B	2015/10/23	2015/10/30
20053	BOCI Asia Ltd. – HSI European Warrants Oct 2015 A	2015/10/23	2015/10/30
22526	Credit Suisse AG – A50 China European Warrants Oct 2015 A	2015/10/23	2015/10/30
22924	Credit Suisse AG – AIA European Warrants Oct 2015 B	2015/10/23	2015/10/30
22574	Credit Suisse AG – Ch Overseas European Warrants Oct 2015 A	2015/10/23	2015/10/30
20428	Credit Suisse AG – China Life European Warrants Oct 2015 A	2015/10/23	2015/10/30
22525	Credit Suisse AG – CSOP A50 ETF European Warrants Oct 2015 B	2015/10/23	2015/10/30
22973	Credit Suisse AG – HS H-SHARE European Warrants Oct 2015 A	2015/10/23	2015/10/30
20887	Credit Suisse AG – HSCEI European Put Warrants Oct 2015 C	2015/10/23	2015/10/30
20888	Credit Suisse AG – HSCEI European Put Warrants Oct 2015 D	2015/10/23	2015/10/30
20243	Credit Suisse AG – HSCEI European Warrants Oct 2015 A	2015/10/23	2015/10/30
20885	Credit Suisse AG – HSCEI European Warrants Oct 2015 B	2015/10/23	2015/10/30
20728	Credit Suisse AG – HSI European Put Warrants Oct 2015 B	2015/10/23	2015/10/30
20735	Credit Suisse AG – HSI European Put Warrants Oct 2015 C	2015/10/23	2015/10/30
20969	Credit Suisse AG – HSI European Put Warrants Oct 2015 D	2015/10/23	2015/10/30
20324	Credit Suisse AG – HSI European Warrants Oct 2015 A	2015/10/23	2015/10/30
23007	Credit Suisse AG – HSI European Warrants Oct 2015 E	2015/10/23	2015/10/30
22659	Credit Suisse AG – Ping An European Warrants Oct 2015 D	2015/10/23	2015/10/30
22520	Credit Suisse AG – Tencent Holdings European Wts Oct 2015 C	2015/10/23	2015/10/30
20082	Goldman Sachs SP (Asia) – AIA European Put Wts Oct 2015 A	2015/10/23	2015/10/30
22491	Goldman Sachs SP (Asia) – HSCEI European Put Wts Oct 2015 B	2015/10/23	2015/10/30
22592	Goldman Sachs SP (Asia) – HSCEI European Put Wts Oct 2015 C	2015/10/23	2015/10/30
22914	Goldman Sachs SP (Asia) – HSCEI European Put Wts Oct 2015 D	2015/10/23	2015/10/30
22490	Goldman Sachs SP (Asia) – HSCEI European Warrants Oct 2015 A	2015/10/23	2015/10/30
20530	Goldman Sachs SP (Asia) – HSI European Put Wts Oct 2015 B	2015/10/23	2015/10/30
20531	Goldman Sachs SP (Asia) – HSI European Put Wts Oct 2015 C	2015/10/23	2015/10/30
23819	Goldman Sachs SP (Asia) – HSI European Put Wts Oct 2015 E	2015/10/23	2015/10/30
20257	Goldman Sachs SP (Asia) – HSI European Warrants Oct 2015 A	2015/10/23	2015/10/30
22384	Goldman Sachs SP (Asia) – HSI European Warrants Oct 2015 D	2015/10/23	2015/10/30
19624	Goldman Sachs SP (Asia) – Kingsoft European Wts Oct 2015 A	2015/10/23	2015/10/30
19251	Goldman Sachs SP (Asia) – PetroChina European Wts Oct 2015 A	2015/10/23	2015/10/30
20083	Goldman Sachs SP (Asia) – Sands China Eur Put Wts Oct 2015 A	2015/10/23	2015/10/30
20823	HK Bank – HSCEI European Put Warrants Oct 2015 A	2015/10/23	2015/10/30
20825	HK Bank – HSCEI European Put Warrants Oct 2015 B	2015/10/23	2015/10/30
21052	HK Bank – HSCEI European Put Warrants Oct 2015 C	2015/10/23	2015/10/30
21171	HK Bank – HSCEI European Put Warrants Oct 2015 F	2015/10/23	2015/10/30
21068	HK Bank – HSCEI European Warrants Oct 2015 D	2015/10/23	2015/10/30
21169	HK Bank – HSCEI European Warrants Oct 2015 E	2015/10/23	2015/10/30
22118	HK Bank – HSCEI European Warrants Oct 2015 G	2015/10/23	2015/10/30
20822	HK Bank – HSI European Put Warrants Oct 2015 B	2015/10/23	2015/10/30
20824	HK Bank – HSI European Put Warrants Oct 2015 C	2015/10/23	2015/10/30
21051	HK Bank – HSI European Put Warrants Oct 2015 E	2015/10/23	2015/10/30
21174	HK Bank – HSI European Put Warrants Oct 2015 G	2015/10/23	2015/10/30
20678	HK Bank – HSI European Warrants Oct 2015 A	2015/10/23	2015/10/30
20982	HK Bank – HSI European Warrants Oct 2015 D	2015/10/23	2015/10/30
21067	HK Bank – HSI European Warrants Oct 2015 F	2015/10/23	2015/10/30
28647	HK Bank – Tencent European Warrants Oct 2015 A	2015/10/23	2015/10/30
20784	J P Morgan SP BV – HS H-SHARE European Warrants Oct 2015 A	2015/10/23	2015/10/30
20632	J P Morgan SP BV – HSCEI European Put Warrants Oct 2015 A	2015/10/23	2015/10/30
20778	J P Morgan SP BV – HSCEI European Put Warrants Oct 2015 C	2015/10/23	2015/10/30
20779	J P Morgan SP BV – HSCEI European Put Warrants Oct 2015 D	2015/10/23	2015/10/30
20777	J P Morgan SP BV – HSCEI European Wts Oct 2015 B	2015/10/23	2015/10/30
23880	J P Morgan SP BV – HSCEI European Wts Oct 2015 E	2015/10/23	2015/10/30
20514	J P Morgan SP BV – HSI European Put Warrants Oct 2015 C	2015/10/23	2015/10/30
20674	J P Morgan SP BV – HSI European Put Warrants Oct 2015 D	2015/10/23	2015/10/30
20780	J P Morgan SP BV – HSI European Put Warrants Oct 2015 E	2015/10/23	2015/10/30
19323	J P Morgan SP BV – HSI European Warrants Oct 2015 A	2015/10/23	2015/10/30
20220	J P Morgan SP BV – HSI European Warrants Oct 2015 B	2015/10/23	2015/10/30
23071	J P Morgan SP BV – HSI European Warrants Oct 2015 F	2015/10/23	2015/10/30
20496	SGA Societe Generale Acceptance N.V. – HSCEI Eu Wt Oct 2015A	2015/10/23	2015/10/30
20497	SGA Societe Generale Acceptance N.V. – HSCEI Eu Wt Oct 2015B	2015/10/23	2015/10/30
23015	SGA Societe Generale Acceptance N.V. – HSCEI Eu Wt Oct 2015E	2015/10/23	2015/10/30
19663	SGA Societe Generale Acceptance N.V. – HSI Eur Wt Oct 2015 A	2015/10/23	2015/10/30
22960	SGA Societe Generale Acceptance N.V. – HSI Eur Wt Oct 2015 D	2015/10/23	2015/10/30
20502	SGA Societe Generale Acceptance N.V. -HSCEI Eu Put Wt Oct15C	2015/10/23	2015/10/30
21209	SGA Societe Generale Acceptance N.V. -HSCEI Eu Put Wt Oct15D	2015/10/23	2015/10/30
21017	SGA Societe Generale Acceptance N.V. -HSI Eu Put Wt Oct 15 B	2015/10/23	2015/10/30
22613	SGA Societe Generale Acceptance N.V. -HSI Eu Put Wt Oct 15 C	2015/10/23	2015/10/30
23862	SGA Societe Generale Acceptance N.V. -HSI Eu Put Wt Oct 15 E	2015/10/23	2015/10/30
18103	Standard Chartered Bank – BOCL European Warrants Oct 2015 A	2015/10/23	2015/10/30
21374	Standard Chartered Bank – Geely Auto European Wts Oct 2015 B	2015/10/23	2015/10/30
20730	Standard Chartered Bank – HSCEI European Put Wts Oct 2015 C	2015/10/23	2015/10/30
21746	Standard Chartered Bank – HSCEI European Put Wts Oct 2015 E	2015/10/23	2015/10/30
22901	Standard Chartered Bank – HSCEI European Put Wts Oct 2015 F	2015/10/23	2015/10/30
20101	Standard Chartered Bank – HSCEI European Warrants Oct 2015 A	2015/10/23	2015/10/30
20693	Standard Chartered Bank – HSCEI European Warrants Oct 2015 B	2015/10/23	2015/10/30

List of expired derivative warrants, 2015 (continued)

Code	Warrant	Last trading date	Delisted date
20835	Standard Chartered Bank – HSCEI European Warrants Oct 2015 D	2015/10/23	2015/10/30
20729	Standard Chartered Bank – HSI European Put Wts Oct 2015 C	2015/10/23	2015/10/30
21743	Standard Chartered Bank – HSI European Put Wts Oct 2015 E	2015/10/23	2015/10/30
19930	Standard Chartered Bank – HSI European Warrants Oct 2015 A	2015/10/23	2015/10/30
19932	Standard Chartered Bank – HSI European Warrants Oct 2015 B	2015/10/23	2015/10/30
20913	Standard Chartered Bank – HSI European Warrants Oct 2015 D	2015/10/23	2015/10/30
21229	Standard Chartered Bank –PetroChina European Wts Oct 2015 C	2015/10/23	2015/10/30
21757	UBS AG – Greatwall Motor European Warrants Oct 2015 A	2015/10/23	2015/10/30
20748	UBS AG – HSCEI European Put Warrants Oct 2015 A	2015/10/23	2015/10/30
20832	UBS AG – HSCEI European Put Warrants Oct 2015 B	2015/10/23	2015/10/30
20749	UBS AG – HSI European Put Warrants Oct 2015 B	2015/10/23	2015/10/30
20833	UBS AG – HSI European Put Warrants Oct 2015 C	2015/10/23	2015/10/30
22036	UBS AG – HSI European Put Warrants Oct 2015 E	2015/10/23	2015/10/30
23694	UBS AG – HSI European Put Warrants Oct 2015 F	2015/10/23	2015/10/30
20646	UBS AG – HSI European Warrants Oct 2015 A	2015/10/23	2015/10/30
21437	UBS AG – HSI European Warrants Oct 2015 D	2015/10/23	2015/10/30
21033	UBS AG – Ping An European Warrants Oct 2015 C	2015/10/23	2015/10/30
13275	BOCI Asia Ltd. – Galaxy Ent European Warrants Oct 2015 A	2015/10/26	2015/11/02
20302	Credit Suisse – CSCL European Warrants Oct 2015 A	2015/10/26	2015/11/02
20870	Credit Suisse AG – AIA European Warrants Oct 2015 A	2015/10/26	2015/11/02
18741	Credit Suisse AG – BOC HK European Warrants Oct 2015 A	2015/10/26	2015/11/02
20602	Credit Suisse AG – BOCL European Warrants Oct 2015 A	2015/10/26	2015/11/02
23218	Credit Suisse AG – CAM CSI300 European Warrants Oct 2015 A	2015/10/26	2015/11/02
20603	Credit Suisse AG – CC Bank European Warrants Oct 2015 A	2015/10/26	2015/11/02
21686	Credit Suisse AG – China Mobile European Put Wts Oct 2015 D	2015/10/26	2015/11/02
20871	Credit Suisse AG – China Mobile European Warrants Oct 2015 B	2015/10/26	2015/11/02
20268	Credit Suisse AG – China Shenhua European Wts Oct 2015 A	2015/10/26	2015/11/02
20698	Credit Suisse AG – CITIC Sec European Warrants Oct 2015 A	2015/10/26	2015/11/02
12977	Credit Suisse AG – CNBM European Warrants Oct 2015 A	2015/10/26	2015/11/02
15095	Credit Suisse AG – CNOOC European Put Warrants Oct 2015 A	2015/10/26	2015/11/02
21581	Credit Suisse AG – CNOOC European Warrants Oct 2015 C	2015/10/26	2015/11/02
19049	Credit Suisse AG – CSOP A50 ETF European Warrants Oct 2015 A	2015/10/26	2015/11/02
23138	Credit Suisse AG – CSOP A50 ETF European Warrants Oct 2015 C	2015/10/26	2015/11/02
20880	Credit Suisse AG – Galaxy Ent European Warrants Oct 2015 A	2015/10/26	2015/11/02
15723	Credit Suisse AG – HKEx European Warrants Oct 2015 A	2015/10/26	2015/11/02
20601	Credit Suisse AG – HKEx European Warrants Oct 2015 C	2015/10/26	2015/11/02
20874	Credit Suisse AG – ICBC European Warrants Oct 2015 B	2015/10/26	2015/11/02
20697	Credit Suisse AG – Kingsoft European Warrants Oct 2015 A	2015/10/26	2015/11/02
21398	Credit Suisse AG – Minsheng Bank European Wts Oct 2015 A	2015/10/26	2015/11/02
20882	Credit Suisse AG – PetroChina European Warrants Oct 2015 B	2015/10/26	2015/11/02
21497	Credit Suisse AG – Ping An European Put Warrants Oct 2015 C	2015/10/26	2015/11/02
20873	Credit Suisse AG – Ping An European Warrants Oct 2015 B	2015/10/26	2015/11/02
21309	Credit Suisse AG – Sinopec Corp European Warrants Oct 2015 A	2015/10/26	2015/11/02
18600	Credit Suisse AG – Tencent Holdings Euro Put Wts Oct 2015 A	2015/10/26	2015/11/02
20868	Credit Suisse AG – Tencent Holdings European Wts Oct 2015 B	2015/10/26	2015/11/02
20591	Goldman Sachs SP (Asia) – A50 China European Wts Oct 2015 A	2015/10/26	2015/11/02
21058	Goldman Sachs SP (Asia) – AIA European Put Wts Oct 2015 B	2015/10/26	2015/11/02
19096	Goldman Sachs SP (Asia) – BYD European Warrants Oct 2015 A	2015/10/26	2015/11/02
20293	Goldman Sachs SP (Asia) – CAM CSI300 European Wts Oct 2015 A	2015/10/26	2015/11/02
20593	Goldman Sachs SP (Asia) – Ch South Air European Wts Oct 15 A	2015/10/26	2015/11/02
16009	Goldman Sachs SP (Asia) – Chi Res Land Euro Wts Oct 2015 A	2015/10/26	2015/11/02
21411	Goldman Sachs SP (Asia) – China Life Euro Put Wts Oct 2015 B	2015/10/26	2015/11/02
20047	Goldman Sachs SP (Asia) – China Life Euro Wts Oct 2015 A	2015/10/26	2015/11/02
22445	Goldman Sachs SP (Asia) – China Life Euro Wts Oct 2015 C	2015/10/26	2015/11/02
20592	Goldman Sachs SP (Asia) – China Mengniu Euro Wt Oct 2015 A	2015/10/26	2015/11/02
20594	Goldman Sachs SP (Asia) – China Taiping European Wts Oct15 A	2015/10/26	2015/11/02
16256	Goldman Sachs SP (Asia) – CITIC European Warrants Oct 2015 A	2015/10/26	2015/11/02
20595	Goldman Sachs SP (Asia) – CITIC European Warrants Oct 2015 B	2015/10/26	2015/11/02
14499	Goldman Sachs SP (Asia) – CMS European Warrants Oct 2015 A	2015/10/26	2015/11/02
21200	Goldman Sachs SP (Asia) – CNOOC European Warrants Oct 2015 A	2015/10/26	2015/11/02
20590	Goldman Sachs SP (Asia) – CSOP A50 ETF Euro Wts Oct 2015 A	2015/10/26	2015/11/02
21410	Goldman Sachs SP (Asia) – Ping An Euro Put Wts Oct 2015 B	2015/10/26	2015/11/02
21021	Goldman Sachs SP (Asia) – Ping An European Wts Oct 2015 A	2015/10/26	2015/11/02
21412	Goldman Sachs SP (Asia) – Ping An European Wts Oct 2015 C	2015/10/26	2015/11/02
18955	Goldman Sachs SP (Asia) – Poly HK Inv Euro Wts Oct 2015 A	2015/10/26	2015/11/02
21005	Goldman Sachs SP (Asia) – Sands China Euro Wts Oct 2015 B	2015/10/26	2015/11/02
18956	Goldman Sachs SP (Asia) – Shimao Ppt European Wts Oct 2015 A	2015/10/26	2015/11/02
19840	Goldman Sachs SP (Asia) – Sino Biopharm European Wts Oct15 A	2015/10/26	2015/11/02
21007	Goldman Sachs SP (Asia) –Tencent European Wt Oct 2015 C	2015/10/26	2015/11/02
21022	Goldman Sachs SP (Asia)-Sinopec Corp European Wts Oct 2015 A	2015/10/26	2015/11/02
21070	HK Bank – Agricultural Bank European Warrants Oct 2015 A	2015/10/26	2015/11/02
21168	HK Bank – Agricultural Bank European Warrants Oct 2015 B	2015/10/26	2015/11/02
21443	HK Bank – AIA European Warrants Oct 2015 A	2015/10/26	2015/11/02
21053	HK Bank – BOCL European Warrants Oct 2015 A	2015/10/26	2015/11/02
21166	HK Bank – BOCL European Warrants Oct 2015 B	2015/10/26	2015/11/02
21571	HK Bank – CAM CSI300 European Warrants Oct 2015 A	2015/10/26	2015/11/02
21165	HK Bank – CC Bank European Warrants Oct 2015 B	2015/10/26	2015/11/02
21442	HK Bank – CC Bank European Warrants Oct 2015 C	2015/10/26	2015/11/02
20978	HK Bank – China Life European Put Warrants Oct 2015 C	2015/10/26	2015/11/02
20574	HK Bank – China Life European Warrants Oct 2015 A	2015/10/26	2015/11/02
20977	HK Bank – China Life European Warrants Oct 2015 B	2015/10/26	2015/11/02
20491	HK Bank – China Mobile European Put Warrants Oct 2015 A	2015/10/26	2015/11/02
21049	HK Bank – China Mobile European Warrants Oct 2015 B	2015/10/26	2015/11/02
20318	HK Bank – China Shenhua European Warrants Oct 2015 A	2015/10/26	2015/11/02
20493	HK Bank – China Tel European Warrants Oct 2015 A	2015/10/26	2015/11/02
21633	HK Bank – CITIC Bank European Warrants Oct 2015 A	2015/10/26	2015/11/02
20683	HK Bank – CITIC Sec European Warrants Oct 2015 A	2015/10/26	2015/11/02

List of expired derivative warrants, 2015 (continued)

Code	Warrant	Last trading date	Delisted date
17631	HK Bank – CNOOC European Warrants Oct 2015 A	2015/10/26	2015/11/02
29400	HK Bank – CPIC European Warrants Oct 2015 A	2015/10/26	2015/11/02
21170	HK Bank – Galaxy Ent European Warrants Oct 2015 B	2015/10/26	2015/11/02
21281	HK Bank – Haitong Sec European Warrants Oct 2015 A	2015/10/26	2015/11/02
21714	HK Bank – ICBC European Warrants Oct 2015 A	2015/10/26	2015/11/02
21715	HK Bank – ICBC European Warrants Oct 2015 B	2015/10/26	2015/11/02
20457	HK Bank – Kingsoft European Warrants Oct 2015 A	2015/10/26	2015/11/02
21285	HK Bank – Kingsoft European Warrants Oct 2015 B	2015/10/26	2015/11/02
20495	HK Bank – Mengniu European Warrants Oct 2015 A	2015/10/26	2015/11/02
20981	HK Bank – PetroChina European Warrants Oct 2015 A	2015/10/26	2015/11/02
24277	HK Bank – PetroChina European Warrants Oct 2015 B	2015/10/26	2015/11/02
21579	HK Bank – PICC Group European Warrants Oct 2015 A	2015/10/26	2015/11/02
20677	HK Bank – Ping An European Put Warrants Oct 2015 A	2015/10/26	2015/11/02
20979	HK Bank – Ping An European Warrants Oct 2015 B	2015/10/26	2015/11/02
21172	HK Bank – Ping An European Warrants Oct 2015 C	2015/10/26	2015/11/02
20492	HK Bank – Shanghai Electric European Warrants Oct 2015 A	2015/10/26	2015/11/02
21573	HK Bank – Sinopec Corp European Warrants Oct 2015 B	2015/10/26	2015/11/02
21575	HK Bank – Sinopec Corp European Warrants Oct 2015 C	2015/10/26	2015/11/02
19212	HK Bank – Tencent European Put Warrants Oct 2015 B	2015/10/26	2015/11/02
20577	HK Bank – Tencent European Warrants Oct 2015 C	2015/10/26	2015/11/02
20665	J P Morgan SP BV – China Shenhua European Wts Oct 2015 A	2015/10/26	2015/11/02
17660	J P Morgan SP BV – CNOOC European Warrants Oct 2015 A	2015/10/26	2015/11/02
17706	J P Morgan SP BV – CR Beer European Warrants Oct 2015 A	2015/10/26	2015/11/02
17686	J P Morgan SP BV – HKEx European Warrants Oct 2015 A	2015/10/26	2015/11/02
16331	J P Morgan SP BV – SJM Holdings European Warrants Oct 2015 A	2015/10/26	2015/11/02
20066	Standard Chartered Bank – AIA European Put Wts Oct 2015 A	2015/10/26	2015/11/02
14383	Standard Chartered Bank – China EB Int'l Euro Wts Oct 2015 A	2015/10/26	2015/11/02
22393	Standard Chartered Bank – Link REIT European Wts Oct 2015 A	2015/10/26	2015/11/02
17160	Standard Chartered Bank – Tingyi European Warrants Oct 2015 A	2015/10/26	2015/11/02
23191	UBS AG – BOCL European Warrants Oct 2015 B	2015/10/26	2015/11/02
20563	UBS AG – CAM CSI300 European Warrants Oct 2015 C	2015/10/26	2015/11/02
23851	UBS AG – CC Bank European Warrants Oct 2015 B	2015/10/26	2015/11/02
19245	UBS AG – China Life European Warrants Oct 2015 C	2015/10/26	2015/11/02
23190	UBS AG – ICBC European Warrants Oct 2015 A	2015/10/26	2015/11/02
20451	BOCI Asia Ltd. – Anhui Conch European Warrants Nov 2015 A	2015/10/27	2015/11/03
17250	BOCI Asia Ltd. – CAM CSI300 European Warrants Nov 2015 A	2015/10/27	2015/11/03
15861	BOCI Asia Ltd. – HKEx European Warrants Nov 2015 A	2015/10/27	2015/11/03
22697	Credit Suisse AG – BankComm European Warrants Nov 2015 A	2015/10/27	2015/11/03
22261	Credit Suisse AG – China Vanke European Warrants Nov 2015 A	2015/10/27	2015/11/03
18406	Credit Suisse AG – CSOP A50 ETF European Warrants Nov 2015 A	2015/10/27	2015/11/03
17643	Credit Suisse AG – HKEx European Warrants Nov 2015 D	2015/10/27	2015/11/03
20245	Credit Suisse AG – HSBC European Wts Nov 2015 B	2015/10/27	2015/11/03
22457	Credit Suisse AG – Ping An European Warrants Nov 2015 C	2015/10/27	2015/11/03
28726	Credit Suisse AG – Tencent Holdings European Wts Nov 2015 A	2015/10/27	2015/11/03
17409	Daiwa Capital Mkt – Ch Railway Cons European Warrants Nov15A	2015/10/27	2015/11/03
17218	Daiwa Capital Mkt – CNOOC European Warrants Nov 2015 A	2015/10/27	2015/11/03
17620	Daiwa Capital Mkt – Tencent Holdings European Wts Nov 2015 A	2015/10/27	2015/11/03
19607	HK Bank – CITIC European Warrants Nov 2015 A	2015/10/27	2015/11/03
28495	HK Bank – CNBM European Warrants Nov 2015 A	2015/10/27	2015/11/03
20933	J P Morgan SP BV – AIA European Put Warrants Nov 2015 C	2015/10/27	2015/11/03
20932	J P Morgan SP BV – AIA European Warrants Nov 2015 B	2015/10/27	2015/11/03
20859	J P Morgan SP BV – BOCL European Warrants Nov 2015 A	2015/10/27	2015/11/03
22770	J P Morgan SP BV – BOCL European Warrants Nov 2015 B	2015/10/27	2015/11/03
20664	J P Morgan SP BV – BYD European Warrants Nov 2015 A	2015/10/27	2015/11/03
20666	J P Morgan SP BV – CAM CSI300 European Warrants Nov 2015 A	2015/10/27	2015/11/03
21693	J P Morgan SP BV – CAM CSI300 European Warrants Nov 2015 B	2015/10/27	2015/11/03
20254	J P Morgan SP BV – CC Bank European Wts Nov 2015 A	2015/10/27	2015/11/03
20935	J P Morgan SP BV – CC Bank European Wts Nov 2015 B	2015/10/27	2015/11/03
20781	J P Morgan SP BV – Ch Comm Cons European Warrants Nov 2015 A	2015/10/27	2015/11/03
26373	J P Morgan SP BV – Ch LongYuan European Warrants Nov 2015 A	2015/10/27	2015/11/03
20845	J P Morgan SP BV – Ch Overseas European Warrants Nov 2015 B	2015/10/27	2015/11/03
20854	J P Morgan SP BV – Ch Railway Cons European Wts Nov 2015 A	2015/10/27	2015/11/03
20856	J P Morgan SP BV – China Cinda European Warrants Nov 2015 A	2015/10/27	2015/11/03
19782	J P Morgan SP BV – China Life European Warrants Nov 2015 A	2015/10/27	2015/11/03
20929	J P Morgan SP BV – China Life European Warrants Nov 2015 B	2015/10/27	2015/11/03
21647	J P Morgan SP BV – China Mob European Wts Nov 2015 B	2015/10/27	2015/11/03
20787	J P Morgan SP BV – CITIC Sec European Warrants Nov 2015 A	2015/10/27	2015/11/03
12883	J P Morgan SP BV – CNBM European Warrants Nov 2015 A	2015/10/27	2015/11/03
20721	J P Morgan SP BV – Country Garden European Warrants Nov 15 A	2015/10/27	2015/11/03
18505	J P Morgan SP BV – CSOP A50 ETF European Warrants Nov 2015 A	2015/10/27	2015/11/03
13761	J P Morgan SP BV – Galaxy Ent European Warrants Nov 2015 A	2015/10/27	2015/11/03
20430	J P Morgan SP BV – Greatwall Motor European Wts Nov 2015 A	2015/10/27	2015/11/03
20786	J P Morgan SP BV – Haitong Sec European Warrants Nov 2015 A	2015/10/27	2015/11/03
20928	J P Morgan SP BV – HKEx European Put Wts Nov 2015 D	2015/10/27	2015/11/03
20553	J P Morgan SP BV – HKEx European Warrants Nov 2015 B	2015/10/27	2015/11/03
20926	J P Morgan SP BV – HKEx European Warrants Nov 2015 C	2015/10/27	2015/11/03
20934	J P Morgan SP BV – ICBC European Warrants Nov 2015 A	2015/10/27	2015/11/03
20555	J P Morgan SP BV – Kingsoft European Warrants Nov 2015 A	2015/10/27	2015/11/03
20857	J P Morgan SP BV – Kingsoft European Warrants Nov 2015 B	2015/10/27	2015/11/03
20936	J P Morgan SP BV – Ping An European Warrants Nov 2015 B	2015/10/27	2015/11/03
22419	J P Morgan SP BV – Ping An European Warrants Nov 2015 C	2015/10/27	2015/11/03
26098	J P Morgan SP BV – Tencent European Warrants Nov 2015 A	2015/10/27	2015/11/03
20863	J P Morgan SP BV – Tencent European Warrants Nov 2015 B	2015/10/27	2015/11/03
22127	J P Morgan SP BV – Tencent European Warrants Nov 2015 C	2015/10/27	2015/11/03
22278	Nomura Int'l plc – CSOP A50 ETF European Warrants Nov 2015 A	2015/10/27	2015/11/03
21925	SGA Societe Generale Acceptance N.V. – BOCL Eu Wt Nov 2015 C	2015/10/27	2015/11/03
23357	SGA Societe Generale Acceptance NV-CSOP A50 ETF Eu Wt Nov15A	2015/10/27	2015/11/03

List of expired derivative warrants, 2015 (continued)

Code	Warrant	Last trading date	Delisted date
21372	Standard Chartered Bank – Agricultural Bk Eur Wts Nov 2015 B	2015/10/27	2015/11/03
21093	Standard Chartered Bank – AIA European Warrants Nov 2015 B	2015/10/27	2015/11/03
21230	Standard Chartered Bank – BOCL European Warrants Nov 2015 A	2015/10/27	2015/11/03
19402	Standard Chartered Bank – Chi Res Land European Wts Nov 15 A	2015/10/27	2015/11/03
23810	Standard Chartered Bank – CSOP A50 ETF Euro Wts Nov 2015 A	2015/10/27	2015/11/03
20085	Standard Chartered Bank – Galaxy Ent Euro Put Wts Nov 2015 C	2015/10/27	2015/11/03
25214	Standard Chartered Bank – HKEx European Warrants Nov 2015 A	2015/10/27	2015/11/03
21368	Standard Chartered Bank – ICBC European Warrants Nov 2015 A	2015/10/27	2015/11/03
18986	Standard Chartered Bank-China Life European Wts Nov 2015 A	2015/10/27	2015/11/03
21346	BNP Paribas Arbit Issu B.V. – BankComm Euro Wts Nov 2015 A	2015/10/28	2015/11/04
23773	BNP Paribas Arbit Issu B.V. – CAM CSI300 Euro Wts Nov 2015 A	2015/10/28	2015/11/04
21340	BNP Paribas Arbit Issu B.V. – CC Bank Euro Wts Nov 2015 A	2015/10/28	2015/11/04
20622	BNP Paribas Arbit Issu B.V. – CEB Bank European Wts Nov 15 A	2015/10/28	2015/11/04
21912	BNP Paribas Arbit Issu B.V. – Ch Mobile Euro Wts Nov 2015 A	2015/10/28	2015/11/04
29066	BNP Paribas Arbit Issu B.V. – Ch Ship Cont Eur Wt Nov 2015 A	2015/10/28	2015/11/04
20617	BNP Paribas Arbit Issu B.V. – China Life Euro Wts Nov 2015 A	2015/10/28	2015/11/04
21751	BNP Paribas Arbit Issu B.V. – China Life Euro Wts Nov 2015 B	2015/10/28	2015/11/04
29490	BNP Paribas Arbit Issu B.V. – HKEx European Wts Nov 2015 A	2015/10/28	2015/11/04
20016	BNP Paribas Arbit Issu B.V. – HSBC European Wts Nov 2015 A	2015/10/28	2015/11/04
20217	BNP Paribas Arbit Issu B.V. – HSBC European Wts Nov 2015 B	2015/10/28	2015/11/04
19832	BNP Paribas Arbit Issu B.V. – Li & Fung Euro Wts Nov 2015 A	2015/10/28	2015/11/04
21351	BNP Paribas Arbit Issu B.V. – Minsheng Bk Euro Wt Nov 2015 A	2015/10/28	2015/11/04
20213	BNP Paribas Arbit Issu B.V. – PetroCh Euro Wts Nov 2015 A	2015/10/28	2015/11/04
18721	BNP Paribas Arbit Issu B.V. – PICC Group Euro Wts Nov 2015 A	2015/10/28	2015/11/04
17882	BNP Paribas Arbit Issu B.V. – Ping An European Wt Nov 2015 A	2015/10/28	2015/11/04
19829	BNP Paribas Arbit Issu B.V. – Ping An European Wt Nov 2015 B	2015/10/28	2015/11/04
22233	BNP Paribas Arbit Issu B.V. – Prada European Wts Nov 2015 A	2015/10/28	2015/11/04
20623	BNP Paribas Arbit Issu B.V. – Sh Pharma Euro Wts Nov 2015 A	2015/10/28	2015/11/04
17727	BNP Paribas Arbit Issu B.V. – Sinopec Corp Eu Wts Nov 2015 A	2015/10/28	2015/11/04
16525	BNP Paribas Arbit Issu B.V. – Tencent Hldgs Eu Wt Nov 2015 A	2015/10/28	2015/11/04
17435	BNP Paribas Arbit Issu B.V. – Ting Yi European Wts Nov 2015 A	2015/10/28	2015/11/04
21786	Credit Suisse AG – China Tel European Warrants Nov 2015 A	2015/10/28	2015/11/04
21078	Goldman Sachs SP (Asia) – Haitong Sec Euro Wts Nov 2015 A	2015/10/28	2015/11/04
19362	HK Bank – CSOP A50 ETF European Warrants Nov 2015 C	2015/10/28	2015/11/04
21909	HK Bank – HKEx European Warrants Nov 2015 E	2015/10/28	2015/11/04
21491	J P Morgan SP BV – Agricultural Bk Euro Warrants Nov 2015 A	2015/10/28	2015/11/04
20043	J P Morgan SP BV – AIA European Warrants Nov 2015 A	2015/10/28	2015/11/04
21788	J P Morgan SP BV – AIA European Warrants Nov 2015 D	2015/10/28	2015/11/04
19030	J P Morgan SP BV – Ch Overseas European Warrants Nov 2015 A	2015/10/28	2015/11/04
21603	J P Morgan SP BV – Ch Ship Cont European Warrants Nov 2015 A	2015/10/28	2015/11/04
19783	J P Morgan SP BV – Chi Res Power European Wts Nov 2015 A	2015/10/28	2015/11/04
13412	J P Morgan SP BV – China Everbright European Wts Nov 2015 A	2015/10/28	2015/11/04
21521	J P Morgan SP BV – China Mob European Wts Nov 2015 A	2015/10/28	2015/11/04
21650	J P Morgan SP BV – China Tel European Warrants Nov 2015 A	2015/10/28	2015/11/04
20723	J P Morgan SP BV – China Vanke European Put Warrants Nov15 A	2015/10/28	2015/11/04
21605	J P Morgan SP BV – Chinares Cement Euro Warrants Nov 2015 A	2015/10/28	2015/11/04
21488	J P Morgan SP BV – CITIC Bank European Warrants Nov 2015 A	2015/10/28	2015/11/04
16134	J P Morgan SP BV – CMS European Warrants Nov 2015 A	2015/10/28	2015/11/04
21495	J P Morgan SP BV – CNBM European Warrants Nov 2015 B	2015/10/28	2015/11/04
22532	J P Morgan SP BV – CSOP A50 ETF European Warrants Nov 2015 B	2015/10/28	2015/11/04
20628	J P Morgan SP BV – Evergrande European Warrants Nov 2015 A	2015/10/28	2015/11/04
21516	J P Morgan SP BV – Galaxy Ent European Warrants Nov 2015 B	2015/10/28	2015/11/04
21602	J P Morgan SP BV – Geely Auto European Warrants Nov 2015 A	2015/10/28	2015/11/04
20229	J P Morgan SP BV – Henderson Land Dev European Wt Nov 2015 A	2015/10/28	2015/11/04
21526	J P Morgan SP BV – HKEx European Put Wts Nov 2015 E	2015/10/28	2015/11/04
22103	J P Morgan SP BV – HKEx European Warrants Nov 2015 F	2015/10/28	2015/11/04
21789	J P Morgan SP BV – HSBC European Put Warrants Nov 2015 C	2015/10/28	2015/11/04
19349	J P Morgan SP BV – HSBC European Warrants Nov 2015 A	2015/10/28	2015/11/04
21514	J P Morgan SP BV – HSBC European Warrants Nov 2015 B	2015/10/28	2015/11/04
21520	J P Morgan SP BV – PetroChina European Warrants Nov 2015 A	2015/10/28	2015/11/04
21517	J P Morgan SP BV – Sands China European Warrants Nov 2015 A	2015/10/28	2015/11/04
21519	J P Morgan SP BV – Sinopec Corp European Warrants Nov 2015 A	2015/10/28	2015/11/04
19527	J P Morgan SP BV – Zijin Mining European Warrants Nov 2015 A	2015/10/28	2015/11/04
20648	Macquarie Bank Ltd. – BYD European Warrants Nov 2015 A	2015/10/28	2015/11/04
20515	Macquarie Bank Ltd. – CAM CSI300 European Wts Nov 2015 A	2015/10/28	2015/11/04
22983	Macquarie Bank Ltd. – CC Bank European Warrants Nov 2015 A	2015/10/28	2015/11/04
21056	Macquarie Bank Ltd. – China Mobile European Wts Nov 2015 A	2015/10/28	2015/11/04
19601	Macquarie Bank Ltd. – China Shenhua European Wts Nov 2015 A	2015/10/28	2015/11/04
17128	Macquarie Bank Ltd. – CITIC European Warrants Nov 2015 A	2015/10/28	2015/11/04
11595	Macquarie Bank Ltd. – CNBM European Warrants Nov 2015 A	2015/10/28	2015/11/04
19795	Macquarie Bank Ltd. – CNOOC European Warrants Nov 2015 A	2015/10/28	2015/11/04
17126	Macquarie Bank Ltd. – CR Beer European Warrants Nov 2015 A	2015/10/28	2015/11/04
19261	Macquarie Bank Ltd. – CRRC European Warrants Nov 2015 A	2015/10/28	2015/11/04
23172	Macquarie Bank Ltd. – CSOP A50 ETF European Wts Nov 2015 A	2015/10/28	2015/11/04
20409	Macquarie Bank Ltd. – Foxconn European Warrants Nov 2015 A	2015/10/28	2015/11/04
20445	Macquarie Bank Ltd. – Geely Auto European Wts Nov 2015 A	2015/10/28	2015/11/04
23217	Macquarie Bank Ltd. – HSBC European Warrants Nov 2015 A	2015/10/28	2015/11/04
22081	Macquarie Bank Ltd. – ICBC European Warrants Nov 2015 A	2015/10/28	2015/11/04
19496	Macquarie Bank Ltd. – Kingsoft European Warrants Nov 2015 A	2015/10/28	2015/11/04
21098	Macquarie Bank Ltd. – Kingsoft European Warrants Nov 2015 B	2015/10/28	2015/11/04
20654	Macquarie Bank Ltd. – Sh Electric European Wts Nov 2015 A	2015/10/28	2015/11/04
20653	Macquarie Bank Ltd. – Sh Petrochem European Wts Nov 2015 A	2015/10/28	2015/11/04
20151	Macquarie Bank Ltd. – Sinopec Corp European Wts Nov 2015 A	2015/10/28	2015/11/04
21678	Macquarie Bank Ltd. – Tencent European Put Wts Nov 2015 D	2015/10/28	2015/11/04
21054	Macquarie Bank Ltd. – Tencent European Warrants Nov 2015 A	2015/10/28	2015/11/04
21676	Macquarie Bank Ltd. – Tencent European Warrants Nov 2015 B	2015/10/28	2015/11/04
21677	Macquarie Bank Ltd. – Tencent European Warrants Nov 2015 C	2015/10/28	2015/11/04

List of expired derivative warrants, 2015 (continued)

Code	Warrant	Last trading date	Delisted date
13569	Standard Chartered Bank – CAM CSI300 European Wts Nov 2015 A	2015/10/28	2015/11/04
19985	Standard Chartered Bank – Chi Res Power Euro Wts Nov 2015 A	2015/10/28	2015/11/04
22381	Standard Chartered Bank – China Mobile Euro Wts Nov 2015 B	2015/10/28	2015/11/04
21766	Standard Chartered Bank – China Overseas Euro Wt Nov 2015 A	2015/10/28	2015/11/04
21769	Standard Chartered Bank – Greatwall Motor Euro Wt Nov 2015 A	2015/10/28	2015/11/04
21770	Standard Chartered Bank – Minsheng Bank Euro Wts Nov 2015 A	2015/10/28	2015/11/04
21840	Credit Suisse AG – HSBC European Put Warrants Nov 2015 D	2015/10/29	2015/11/05
21803	HK Bank – China Mobile European Warrants Nov 2015 A	2015/10/29	2015/11/05
22767	J P Morgan SP BV – A50 China European Warrants Nov 2015 A	2015/10/29	2015/11/05
21480	J P Morgan SP BV – China Taiping European Wts Nov 2015 A	2015/10/29	2015/11/05
24414	J P Morgan SP BV – ICBC European Warrants Nov 2015 B	2015/10/29	2015/11/05
21482	J P Morgan SP BV – PICC Group European Warrants Nov 2015 A	2015/10/29	2015/11/05
21214	SGA Societe Generale Acceptance N.V. – AGBK Eu Wt Nov 2015 A	2015/10/29	2015/11/05
17553	SGA Societe Generale Acceptance N.V. – BOCHK Eu Wt Nov 2015A	2015/10/29	2015/11/05
16942	SGA Societe Generale Acceptance N.V. – BOCL Eu Wt Nov 2015 A	2015/10/29	2015/11/05
21107	SGA Societe Generale Acceptance N.V. – BOCL Eu Wt Nov 2015 B	2015/10/29	2015/11/05
21111	SGA Societe Generale Acceptance N.V. – CCB Eur Wt Nov 2015 A	2015/10/29	2015/11/05
21252	SGA Societe Generale Acceptance N.V. – CCB Eur Wt Nov 2015 B	2015/10/29	2015/11/05
21926	SGA Societe Generale Acceptance N.V. – CCB Eur Wt Nov 2015 C	2015/10/29	2015/11/05
19622	SGA Societe Generale Acceptance N.V. – CGS Euro Wts Nov 15 A	2015/10/29	2015/11/05
20756	SGA Societe Generale Acceptance N.V. – CGS Euro Wts Nov 15 B	2015/10/29	2015/11/05
20702	SGA Societe Generale Acceptance N.V. – Ch Cinda Eu Wt Nov15A	2015/10/29	2015/11/05
20891	SGA Societe Generale Acceptance N.V. – Ch Mob Eu Wt Nov 15 A	2015/10/29	2015/11/05
21634	SGA Societe Generale Acceptance N.V. – Ch Mob Eu Wt Nov 15 B	2015/10/29	2015/11/05
21010	SGA Societe Generale Acceptance N.V. – CHALCO Eu Wt Nov 15 A	2015/10/29	2015/11/05
20193	SGA Societe Generale Acceptance N.V. – CITBK Eu Wt Nov 15 A	2015/10/29	2015/11/05
16909	SGA Societe Generale Acceptance N.V. – CITIC Euro Wt Nov15A	2015/10/29	2015/11/05
18921	SGA Societe Generale Acceptance N.V. – CMB Eu Wts Nov 2015 A	2015/10/29	2015/11/05
12682	SGA Societe Generale Acceptance N.V. – CNBM Eu Wt Nov 2015 A	2015/10/29	2015/11/05
27883	SGA Societe Generale Acceptance N.V. – CNBM Eu Wt Nov 2015 B	2015/10/29	2015/11/05
17415	SGA Societe Generale Acceptance N.V. – CNOOC Eu Wt Nov 2015A	2015/10/29	2015/11/05
21116	SGA Societe Generale Acceptance N.V. – CNOOC Eu Wt Nov 2015B	2015/10/29	2015/11/05
20540	SGA Societe Generale Acceptance N.V. – CP&CC Eu Wt Nov 2015A	2015/10/29	2015/11/05
20828	SGA Societe Generale Acceptance N.V. – CP&CC Eu Wt Nov 2015B	2015/10/29	2015/11/05
21164	SGA Societe Generale Acceptance N.V. – CP&CC Eu Wt Nov 2015C	2015/10/29	2015/11/05
19556	SGA Societe Generale Acceptance N.V. – CRRC Euro Wts Nov 15A	2015/10/29	2015/11/05
20759	SGA Societe Generale Acceptance N.V. – GWMC Eu Wt Nov 2015 A	2015/10/29	2015/11/05
20957	SGA Societe Generale Acceptance N.V. – HKEx Eu Put Wt Nov15C	2015/10/29	2015/11/05
28550	SGA Societe Generale Acceptance N.V. – HKEx Eu Wt Nov 2015 A	2015/10/29	2015/11/05
20703	SGA Societe Generale Acceptance N.V. – HKEx Eu Wt Nov 2015 B	2015/10/29	2015/11/05
21117	SGA Societe Generale Acceptance N.V. – HKEx Eu Wt Nov 2015 D	2015/10/29	2015/11/05
19380	SGA Societe Generale Acceptance N.V. – HSBC Eu Wt Nov 2015 A	2015/10/29	2015/11/05
20207	SGA Societe Generale Acceptance N.V. – HSBC Eu Wt Nov 2015 B	2015/10/29	2015/11/05
20260	SGA Societe Generale Acceptance N.V. – ICBC Eu Wt Nov 2015 A	2015/10/29	2015/11/05
21121	SGA Societe Generale Acceptance N.V. – ICBC Eu Wt Nov 2015 B	2015/10/29	2015/11/05
21978	SGA Societe Generale Acceptance N.V. – ICBC Eu Wt Nov 2015 C	2015/10/29	2015/11/05
21315	SGA Societe Generale Acceptance N.V. – KECL Eu Wt Nov 2015 A	2015/10/29	2015/11/05
20638	SGA Societe Generale Acceptance N.V. – Kingsoft Eu Wt Nov15A	2015/10/29	2015/11/05
21124	SGA Societe Generale Acceptance N.V. – Petch Eu Wt Nov 2015A	2015/10/29	2015/11/05
20762	SGA Societe Generale Acceptance N.V. – PICC Eu Wts Nov 2015A	2015/10/29	2015/11/05
21279	SGA Societe Generale Acceptance N.V. – SHK P Eu Wt Nov 2015A	2015/10/29	2015/11/05
21396	SGA Societe Generale Acceptance N.V.- A50 Ch Eu Wt Nov 2015A	2015/10/29	2015/11/05
21513	SGA Societe Generale Acceptance N.V.- A50 Ch Eu Wt Nov 2015B	2015/10/29	2015/11/05
20613	SGA Societe Generale Acceptance N.V. -CCoal Eu Wt Nov 2015 A	2015/10/29	2015/11/05
20612	SGA Societe Generale Acceptance N.V. -CITIC Sec Eu Wt Nov15A	2015/10/29	2015/11/05
21114	SGA Societe Generale Acceptance N.V. -CLife Eu Put Wt Nov15C	2015/10/29	2015/11/05
20541	SGA Societe Generale Acceptance N.V. -CLife Eu Wt Nov 2015 A	2015/10/29	2015/11/05
21113	SGA Societe Generale Acceptance N.V. -CLife Eu Wt Nov 2015 B	2015/10/29	2015/11/05
21817	SGA Societe Generale Acceptance N.V. -HSBC Eu Put Wt Nov15 C	2015/10/29	2015/11/05
20368	SGA Societe Generale Acceptance N.V. -Ping An Eu Wt Nov 15 A	2015/10/29	2015/11/05
21019	SGA Societe Generale Acceptance N.V. -Ping An Eu Wt Nov 15 B	2015/10/29	2015/11/05
21127	SGA Societe Generale Acceptance N.V. -Ping An Eu Wt Nov 15 C	2015/10/29	2015/11/05
22259	SGA Societe Generale Acceptance N.V. -Ping An Eu Wt Nov 15 E	2015/10/29	2015/11/05
22465	SGA Societe Generale Acceptance N.V. -Ping An Eu Wt Nov 15 F	2015/10/29	2015/11/05
22508	SGA Societe Generale Acceptance N.V. -Ping An Eu Wt Nov 15 G	2015/10/29	2015/11/05
21641	SGA Societe Generale Acceptance N.V. -Shenhua Eu Wt Nov 15 A	2015/10/29	2015/11/05
28178	SGA Societe Generale Acceptance N.V. -Tencent Eu Wt Nov 15 A	2015/10/29	2015/11/05
21130	SGA Societe Generale Acceptance N.V. -Tencent Eu Wt Nov 15 B	2015/10/29	2015/11/05
23032	SGA Societe Generale Acceptance N.V. -Tencent Eu Wt Nov 15 C	2015/10/29	2015/11/05
29840	SGA Societe Generale Acceptance N.V.-CAM CSI300 Eu Wt Nov15A	2015/10/29	2015/11/05
21313	SGA Societe Generale Acceptance N.V.-CAM CSI300 Eu Wt Nov15B	2015/10/29	2015/11/05
22377	SGA Societe Generale Acceptance N.V.-CAM CSI300 Eu Wt Nov15C	2015/10/29	2015/11/05
20614	SGA Societe Generale Acceptance N.V.-Ch Vanke Eu Wts Nov15 A	2015/10/29	2015/11/05
20206	SGA Societe Generale Acceptance N.V.-Galaxy Ent Eu Wt Nov15A	2015/10/29	2015/11/05
20826	SGA Societe Generale Acceptance N.V.-Galaxy Ent Eu Wt Nov15B	2015/10/29	2015/11/05
20827	SGA Societe Generale Acceptance N.V.-Haitong Sec Eu Wt Nov15A	2015/10/29	2015/11/05
20611	SGA Societe Generale Acceptance N.V.-HS H-SH Eu Put Wt Nov15B	2015/10/29	2015/11/05
20610	SGA Societe Generale Acceptance N.V.-HS H-SHARE Eu Wts Nov15A	2015/10/29	2015/11/05
21211	SGA Societe Generale Acceptance N.V.-HS H-SHARE Eu Wts Nov15C	2015/10/29	2015/11/05
21584	SGA Societe Generale Acceptance N.V.-Ping An Eu Put Wt Nov15D	2015/10/29	2015/11/05
21395	SGA Societe Generale Acceptance NV-CSOP A50 ETF Eu Wt Nov15B	2015/10/29	2015/11/05
21508	SGA Societe Generale Acceptance NV-CSOP A50 ETF Eu Wt Nov15C	2015/10/29	2015/11/05
20890	SGA Societe Generale Acceptance NV-Minsheng Bk Eu Wt Nov15 A	2015/10/29	2015/11/05
20616	SGA Societe Generale Acceptance NV-Yanzhou Coal Eu Wt Nov15A	2015/10/29	2015/11/05
20139	Standard Chartered Bank – CHALCO European Warrants Nov 2015A	2015/10/29	2015/11/05
14510	Standard Chartered Bank – CITIC European Warrants Nov 2015 A	2015/10/29	2015/11/05
20227	Standard Chartered Bank – HSBC European Warrants Nov 2015 C	2015/10/29	2015/11/05

List of expired derivative warrants, 2015 (continued)

Code	Warrant	Last trading date	Delisted date
21020	Standard Chartered Bank – Ping An European Wts Nov 2015 A	2015/10/29	2015/11/05
20994	Standard Chartered Bank – Tencent Hldg Euro Wts Nov 2015 A	2015/10/29	2015/11/05
20684	Standard Chartered Bank –Kingsoft European Wts Nov 2015 A	2015/10/29	2015/11/05
21655	UBS AG – China Life European Warrants Nov 2015 A	2015/10/29	2015/11/05
23195	UBS AG – Ping An European Warrants Nov 2015 C	2015/10/29	2015/11/05
22860	Goldman Sachs SP (Asia) – Agri Bk European Wts Nov 2015 A	2015/10/30	2015/11/06
20441	Goldman Sachs SP (Asia) – Kingdee Intl European Wts Nov 15 A	2015/10/30	2015/11/06
21856	Goldman Sachs SP (Asia) – PetroChina European Wts Nov 2015 A	2015/10/30	2015/11/06
21854	Goldman Sachs SP (Asia)-Sinopec Corp European Wts Nov 2015 A	2015/10/30	2015/11/06
21855	Goldman Sachs SP (Asia)-Sinopec Corp European Wts Nov 2015 B	2015/10/30	2015/11/06
20471	Macquarie Bank Ltd. – Ch Ship Cont European Wts Nov 2015 A	2015/10/30	2015/11/06
19060	Standard Chartered Bank – Galaxy Ent European Wts Nov 2015 B	2015/10/30	2015/11/06
21664	BOCI Asia Ltd. – China Life European Put Warrants Nov 2015 A	2015/11/02	2015/11/09
19147	BOCI Asia Ltd. –Tencent Holdings European Put Wts Nov 2015 A	2015/11/02	2015/11/09
22903	Credit Suisse AG – HSBC European Wts Nov 2015 E	2015/11/02	2015/11/09
21188	BOCI Asia Ltd. – CAM CSI300 European Warrants Nov 2015 B	2015/11/03	2015/11/10
18981	BOCI Asia Ltd. – China Vanke European Warrants Nov 2015 A	2015/11/03	2015/11/10
21361	BOCI Asia Ltd. – CITIC Sec European Warrants Nov 2015 B	2015/11/03	2015/11/10
21400	Credit Suisse AG – CC Bank European Warrants Nov 2015 B	2015/11/03	2015/11/10
20878	Credit Suisse AG – China Life European Warrants Nov 2015 B	2015/11/03	2015/11/10
20879	Credit Suisse AG – HSBC European Wts Nov 2015 C	2015/11/03	2015/11/10
21234	Standard Chartered Bank – CITIC Sec. European Wts Nov 2015 A	2015/11/03	2015/11/10
21883	UBS AG – BankComm European Warrants Nov 2015 A	2015/11/03	2015/11/10
21985	UBS AG – BOCL European Warrants Nov 2015 B	2015/11/03	2015/11/10
21432	UBS AG – CAM CSI300 European Warrants Nov 2015 A	2015/11/03	2015/11/10
17742	UBS AG – China COSCO European Warrants Nov 2015 A	2015/11/03	2015/11/10
26931	UBS AG – China National Building European Wts Nov 2015 A	2015/11/03	2015/11/10
18946	UBS AG – China Vanke European Warrants Nov 2015 A	2015/11/03	2015/11/10
22893	UBS AG – CSOP A50 ETF European Warrants Nov 2015 A	2015/11/03	2015/11/10
21025	UBS AG – Geely Auto European Warrants Nov 2015 A	2015/11/03	2015/11/10
15706	UBS AG – HKEx European Warrants Nov 2015 A	2015/11/03	2015/11/10
21851	UBS AG – HSBC European Put Warrants Nov 2015 D	2015/11/03	2015/11/10
20158	UBS AG – HSBC European Warrants Nov 2015 B	2015/11/03	2015/11/10
21335	UBS AG – PetroChina European Warrants Nov 2015 A	2015/11/03	2015/11/10
21425	UBS AG – Ping An European Warrants Nov 2015 A	2015/11/03	2015/11/10
21848	UBS AG – Sinopec Corp European Warrants Nov 2015 A	2015/11/03	2015/11/10
21954	Goldman Sachs SP (Asia) – China Mobile Euro Wts Nov 2015 A	2015/11/04	2015/11/11
21973	Goldman Sachs SP (Asia) – Haitong Sec Euro Wts Nov 2015 B	2015/11/04	2015/11/11
21799	Goldman Sachs SP (Asia) – HSBC European Warrants Nov 2015 B	2015/11/04	2015/11/11
22041	J P Morgan SP BV – CGN Power European Warrants Nov 2015 A	2015/11/04	2015/11/11
19209	J P Morgan SP BV – CGS European Warrants Nov 2015 A	2015/11/04	2015/11/11
22040	J P Morgan SP BV – Guotai Junani European Warrants Nov 2015A	2015/11/04	2015/11/11
20789	J P Morgan SP BV – Ping An European Warrants Nov 2015 A	2015/11/04	2015/11/11
22042	J P Morgan SP BV – Wanda Comm European Warrants Nov 2015 A	2015/11/04	2015/11/11
21671	Standard Chartered Bank – HKEx European Warrants Nov 2015 F	2015/11/04	2015/11/11
22031	UBS AG – ICBC European Warrants Nov 2015 A	2015/11/04	2015/11/11
19031	Standard Chartered Bank – China Shenhua Eu Put Wt Nov 2015 B	2015/11/05	2015/11/12
19005	Standard Chartered Bank – China Shenhua Euro Wts Nov 2015 A	2015/11/05	2015/11/12
20025	Standard Chartered Bank – Hang Seng Bank European Wts Nov15A	2015/11/05	2015/11/12
20084	Standard Chartered Bank – HSBC European Warrants Nov 2015 B	2015/11/05	2015/11/12
21877	Standard Chartered Bank – Sinopec Corp Euro Wts Nov 2015 A	2015/11/05	2015/11/12
19373	Bank of East Asia – BYD European Warrants Nov 2015 A	2015/11/06	2015/11/13
21236	Standard Chartered Bank – Haitong Sec Euro Wts Nov 2015 A	2015/11/09	2015/11/16
21036	UBS AG – HSBC European Warrants Nov 2015 C	2015/11/09	2015/11/16
18980	BOCI Asia Ltd. – Agricultural Bk European Wts Nov 2015 A	2015/11/10	2015/11/17
17913	BOCI Asia Ltd. – BOC HK European Warrants Nov 2015 A	2015/11/10	2015/11/17
20452	BOCI Asia Ltd. – ICBC European Warrants Nov 2015 A	2015/11/10	2015/11/17
22317	BOCI Asia Ltd. – ICBC European Warrants Nov 2015 C	2015/11/10	2015/11/17
21685	Credit Suisse AG – AIA European Warrants Nov 2015 C	2015/11/10	2015/11/17
21879	Credit Suisse AG – BOCL European Warrants Nov 2015 B	2015/11/10	2015/11/17
17518	Daiwa Capital Mkt – BOC HK European Warrants Nov 2015 A	2015/11/10	2015/11/17
22134	Goldman Sachs Sp (Asia) – ICBC European Warrants Nov 2015 B	2015/11/10	2015/11/17
20489	Goldman Sachs SP (Asia) – Sihuan Pharm Euro Wts Nov 2015 A	2015/11/10	2015/11/17
18115	HK Bank – CSOP A50 ETF European Warrants Nov 2015 A	2015/11/10	2015/11/17
21464	Macquarie Bank Ltd. – Datang European Warrants Nov 2015 A	2015/11/10	2015/11/17
22848	UBS AG – BOCL European Warrants Nov 2015 C	2015/11/10	2015/11/17
23192	UBS AG – CC Bank European Warrants Nov 2015 B	2015/11/10	2015/11/17
21556	UBS AG – China Mobile European Warrants Nov 2015 A	2015/11/10	2015/11/17
22105	UBS AG – China Vanke European Warrants Nov 2015 B	2015/11/10	2015/11/17
21428	UBS AG – CNOOC European Warrants Nov 2015 B	2015/11/10	2015/11/17
22912	UBS AG – Kingsoft European Warrants Nov 2015 B	2015/11/10	2015/11/17
21849	UBS AG – PetroChina European Warrants Nov 2015 B	2015/11/10	2015/11/17
17180	Macquarie Bank Ltd. – Anton Oilfield European Wts Nov 2015 A	2015/11/11	2015/11/18
20134	Macquarie Bank Ltd. – Chinares Cement European Wt Nov 2015 A	2015/11/11	2015/11/18
19627	Macquarie Bank Ltd. – Hanergy TFP European Warrants Nov 15 A	2015/11/11	2015/11/18
18805	Macquarie Bank Ltd. – JNCEC European Warrants Nov 2015 A	2015/11/11	2015/11/18
21811	UBS AG – HKEx European Warrants Oct 2016 A	2015/11/17	2015/11/18
10307	BNP Paribas Arbit Issu B.V. – Oil Futures Eu Put Wt Nov 15 B	2015/11/12	2015/11/19
10308	BNP Paribas Arbit Issu B.V. – Oil Futures Euro Wt Nov 2015 C	2015/11/12	2015/11/19
10327	BNP Paribas Arbit Issu B.V. – Oil Futures Euro Wt Nov 2015 D	2015/11/12	2015/11/19
17890	Daiwa Capital Mkt – CMB European Warrants Dec 2015 A	2015/11/18	2015/11/19
21594	Standard Chartered Bank – Ch Comm Cons Eur Wts Nov 2015 A	2015/11/12	2015/11/19
21026	UBS AG – China Tel European Warrants Nov 2015 A	2015/11/13	2015/11/20
21202	Standard Chartered Bank – Sinopec Corp Eu Put Wt Jun 2016 A	2015/11/20	2015/11/23
23246	Standard Chartered Bank – A50 China Euro Warrants Jun 2016 A	2015/11/20	2015/11/23
19545	Standard Chartered Bank – AIA European Put Wts May 2016 B	2015/11/20	2015/11/23
18343	Standard Chartered Bank – AIA European Warrants May 2016 A	2015/11/20	2015/11/23

List of expired derivative warrants, 2015 (continued)

Code	Warrant	Last trading date	Delisted date
20065	Standard Chartered Bank – AIA European Warrants Nov 2015 A	2015/11/16	2015/11/23
22918	Standard Chartered Bank – BOCL European Warrants Mar 2016 A	2015/11/20	2015/11/23
26178	Standard Chartered Bank – CAM CSI300 European Wts Apr 2016 B	2015/11/20	2015/11/23
19984	Standard Chartered Bank – CGN Power European Warrants Apr16A	2015/11/20	2015/11/23
19222	Standard Chartered Bank – Ch LongYuan European Wts Nov 2016A	2015/11/20	2015/11/23
24254	Standard Chartered Bank – China Coal European Wts Jul 2016 A	2015/11/20	2015/11/23
22963	Standard Chartered Bank – China Coal European Wts Mar 2016 A	2015/11/20	2015/11/23
21723	Standard Chartered Bank – China Life Euro Put Wts Dec 2015 E	2015/11/20	2015/11/23
23624	Standard Chartered Bank – China Mobile Euro Wts Jul 2017 A	2015/11/20	2015/11/23
17097	Standard Chartered Bank – China Mobile Euro Wts Mar 2017 A	2015/11/20	2015/11/23
20021	Standard Chartered Bank – China Res Gas Euro Wts Jan 2016 A	2015/11/20	2015/11/23
23307	Standard Chartered Bank – CITIC Bank European Wts Jan 2016 A	2015/11/20	2015/11/23
17093	Standard Chartered Bank – CM Bank European Wts May 2016 A	2015/11/20	2015/11/23
17794	Standard Chartered Bank – CM Bank European Wts Sep 2016 A	2015/11/20	2015/11/23
29387	Standard Chartered Bank – CNOOC European Put Wts Nov 2016 B	2015/11/20	2015/11/23
18353	Standard Chartered Bank – CSOP A50 ETF Eu Put Wts Mar 2016 A	2015/11/20	2015/11/23
24518	Standard Chartered Bank – CSOP A50 ETF Euro Wts Dec 2015 C	2015/11/20	2015/11/23
19817	Standard Chartered Bank – Galaxy Ent Euro Put Wts Apr 2016 A	2015/11/20	2015/11/23
15694	Standard Chartered Bank – Galaxy Ent European Wts Jun 2016 A	2015/11/20	2015/11/23
19161	Standard Chartered Bank – Galaxy Ent European Wts May 2016 A	2015/11/20	2015/11/23
24116	Standard Chartered Bank – Haitong Sec Euro Wts Feb 2016 A	2015/11/20	2015/11/23
24645	Standard Chartered Bank – Haitong Sec Euro Wts Mar 2016 A	2015/11/20	2015/11/23
19839	Standard Chartered Bank – HKEx European Put Wts May 2016 B	2015/11/20	2015/11/23
22549	Standard Chartered Bank – HKEx European Warrants Aug 2016 B	2015/11/20	2015/11/23
12186	Standard Chartered Bank – HKEx European Warrants Dec 2016 A	2015/11/20	2015/11/23
22970	Standard Chartered Bank – HKEx European Warrants Feb 2016 B	2015/11/20	2015/11/23
22247	Standard Chartered Bank – HKEx European Warrants Nov 2015 G	2015/11/16	2015/11/23
18503	Standard Chartered Bank – HSBC European Warrants Jun 2016 A	2015/11/20	2015/11/23
18525	Standard Chartered Bank – HSBC European Warrants May 2016 A	2015/11/20	2015/11/23
27456	Standard Chartered Bank – HSCEI European Put Wts Apr 2016 A	2015/11/20	2015/11/23
20694	Standard Chartered Bank – HSCEI European Put Wts Dec 2015 C	2015/11/20	2015/11/23
23652	Standard Chartered Bank – HSCEI European Put Wts Jan 2016 C	2015/11/20	2015/11/23
24204	Standard Chartered Bank – HSCEI European Put Wts Jan 2016 D	2015/11/20	2015/11/23
24177	Standard Chartered Bank – HSHI ETF European Put Wts May 16 A	2015/11/20	2015/11/23
24463	Standard Chartered Bank – HSI European Put Wts Jan 2016 E	2015/11/20	2015/11/23
15276	Standard Chartered Bank – HSI European Warrants Apr 2016 B	2015/11/20	2015/11/23
22798	Standard Chartered Bank – HSI European Warrants Dec 2015 F	2015/11/20	2015/11/23
21740	Standard Chartered Bank – HSI European Warrants Mar 2016 A	2015/11/20	2015/11/23
12647	Standard Chartered Bank – ICBC European Warrants Apr 2016 A	2015/11/20	2015/11/23
19179	Standard Chartered Bank – ICBC European Warrants May 2016 A	2015/11/20	2015/11/23
22590	Standard Chartered Bank – Jiangxi Copper Euro Wts Apr 2016 B	2015/11/20	2015/11/23
11803	Standard Chartered Bank – Jiangxi Copper Euro Wts Nov 2016 A	2015/11/20	2015/11/23
14164	Standard Chartered Bank – Minsheng Bank Euro Wts Mar 2016 A	2015/11/20	2015/11/23
23050	Standard Chartered Bank – NewWorld Dev European Wts Feb 16 A	2015/11/20	2015/11/23
12187	Standard Chartered Bank – Ping An Euro Put Wts Feb 2016 C	2015/11/20	2015/11/23
15713	Standard Chartered Bank – Sands China Euro Wts Apr 2016 A	2015/11/20	2015/11/23
19845	Standard Chartered Bank – Sands China Euro Wts May 2016 A	2015/11/20	2015/11/23
22229	Standard Chartered Bank – Shimaop Ppt European Wts Jan 2016 A	2015/11/20	2015/11/23
18458	Standard Chartered Bank – SJM Hold European Wts Apr 2016 A	2015/11/20	2015/11/23
24297	Standard Chartered Bank – SPDR Gold Trust Euro Wt Jul 2016 A	2015/11/20	2015/11/23
19651	Standard Chartered Bank – Techtronic Ind Euro Wts Dec 2015 A	2015/11/20	2015/11/23
24686	Standard Chartered Bank – Techtronic Ind Euro Wts Feb 2016 A	2015/11/20	2015/11/23
12189	Standard Chartered Bank – Tencent Hldg Eu Put Wts Dec 2016 B	2015/11/20	2015/11/23
19924	Standard Chartered Bank – Fosun Intl European Warrants Jul16A	2015/11/20	2015/11/23
11631	Standard Chartered Bank –Kingsoft European Wts Aug 2016 A	2015/11/20	2015/11/23
24125	Standard Chartered Bank –PetroChina European Wts Apr 2016 A	2015/11/20	2015/11/23
12695	Standard Chartered Bank –PetroChina European Wts Jun 2016 A	2015/11/20	2015/11/23
29237	Standard Chartered Bank-China Life European Wts Dec 2015 A	2015/11/20	2015/11/23
20054	BOCI Asia Ltd. – AIA European Warrants Nov 2015 A	2015/11/17	2015/11/24
21181	BOCI Asia Ltd. – BOCL European Warrants Nov 2015 B	2015/11/17	2015/11/24
20527	BOCI Asia Ltd. – CITIC Sec European Warrants Nov 2015 A	2015/11/17	2015/11/24
13674	BOCI Asia Ltd. – Galaxy Ent European Warrants Nov 2015 A	2015/11/17	2015/11/24
17669	BOCI Asia Ltd. – HKEx European Put Warrants Nov 2015 C	2015/11/17	2015/11/24
20949	BOCI Asia Ltd. – Kingsoft European Warrants Nov 2015 A	2015/11/17	2015/11/24
22439	BOCI Asia Ltd. – Ping An European Warrants Nov 2015 A	2015/11/17	2015/11/24
13783	Citigroup Global Mkt H Inc. – Galaxy Ent Euro Wts Nov 2015 A	2015/11/17	2015/11/24
12788	Citigroup Global Mkt H Inc. – HKEx European Wts Nov 2015 A	2015/11/17	2015/11/24
18648	Credit Suisse AG – AIA European Warrants Nov 2015 A	2015/11/17	2015/11/24
22154	Credit Suisse AG – BOCL European Warrants Nov 2015 C	2015/11/17	2015/11/24
28924	Credit Suisse AG – CNOOC European Warrants Nov 2015 A	2015/11/17	2015/11/24
21308	Credit Suisse AG – Galaxy Ent European Warrants Nov 2015 B	2015/11/17	2015/11/24
17173	Credit Suisse AG – HKEx European Warrants Nov 2015 A	2015/11/17	2015/11/24
22248	Goldman Sachs SP (Asia) – HKEx European Warrants Nov 2015 D	2015/11/17	2015/11/24
21288	Standard Chartered Bank – CC Bank European Wts Nov 2015 A	2015/11/17	2015/11/24
28862	Standard Chartered Bank – CNOOC European Warrants Nov 2015 A	2015/11/17	2015/11/24
17701	Standard Chartered Bank – HKEx European Put Wts Nov 2015 C	2015/11/17	2015/11/24
21755	UBS AG – AIA European Warrants Nov 2015 B	2015/11/17	2015/11/24
17654	UBS AG – Anhui Conch European Warrants Nov 2015 A	2015/11/17	2015/11/24
23118	UBS AG – CC Bank European Warrants Nov 2015 A	2015/11/17	2015/11/24
17655	UBS AG – China Mengniu European Warrants Nov 2015 A	2015/11/17	2015/11/24
22215	UBS AG – CITIC Sec European Warrants Nov 2015 A	2015/11/17	2015/11/24
11926	UBS AG – CNOOC European Warrants Nov 2015 A	2015/11/17	2015/11/24
22220	UBS AG – Fosun Intl European Warrants Nov 2015 A	2015/11/17	2015/11/24
14005	UBS AG – Galaxy Ent European Warrants Nov 2015 A	2015/11/17	2015/11/24
17781	UBS AG – HSBC European Warrants Nov 2015 A	2015/11/17	2015/11/24
19520	UBS AG – Sihuan Pharm European Warrants Nov 2015 A	2015/11/17	2015/11/24
17767	UBS AG – Yanzhou Coal European Wts Nov 2015 A	2015/11/17	2015/11/24

List of expired derivative warrants, 2015 (continued)

Code	Warrant	Last trading date	Delisted date
18637	HK Bank – A50 China European Warrants Nov 2015 B	2015/11/18	2015/11/25
18582	HK Bank – Ch Oilfield European Warrants Nov 2015 A	2015/11/18	2015/11/25
18646	Standard Chartered Bank – A50 China Euro Warrants Nov 2015 A	2015/11/18	2015/11/25
20148	UBS AG – A50 China European Warrants Nov 2015 B	2015/11/18	2015/11/25
23554	UBS AG – Galaxy Ent European Put Warrants Nov 2015 B	2015/11/18	2015/11/25
11560	Citigroup Global Mkt H Inc. – CGS European Wts Nov 2015 A	2015/11/19	2015/11/26
23437	Goldman Sachs SP (Asia) – China Life Euro Wts Nov 2015 B	2015/11/19	2015/11/26
19933	Goldman Sachs SP (Asia) – Kerry Ppt European Wts Nov 2015 A	2015/11/19	2015/11/26
13666	HK Bank – A50 China European Warrants Nov 2015 A	2015/11/19	2015/11/26
17751	HK Bank – BOCL European Warrants Nov 2015 A	2015/11/19	2015/11/26
15154	HK Bank – Haitong Sec European Warrants Nov 2015 A	2015/11/19	2015/11/26
13901	HK Bank – HKEx European Warrants Nov 2015 A	2015/11/19	2015/11/26
15054	HK Bank – Jiangxi Copper European Warrants Nov 2015 A	2015/11/19	2015/11/26
14553	Nomura Int'l plc – Ch LongYuan European Warrants Nov 2015 A	2015/11/19	2015/11/26
12986	Standard Chartered Bank – CGS European Warrants Nov 2015 A	2015/11/19	2015/11/26
15322	Standard Chartered Bank – Jiangxi Copper Euro Wts Nov 2015 A	2015/11/19	2015/11/26
15537	Standard Chartered Bank – KECL European Warrants Nov 2015 A	2015/11/19	2015/11/26
13388	UBS AG – A50 China European Warrants Nov 2015 A	2015/11/19	2015/11/26
17417	UBS AG – CGS European Warrants Nov 2015 A	2015/11/19	2015/11/26
22585	UBS AG – China Life European Warrants Nov 2015 B	2015/11/19	2015/11/26
14776	UBS AG – KECL European Warrants Nov 2015 A	2015/11/19	2015/11/26
22326	UBS AG – Kingsoft European Warrants Nov 2015 A	2015/11/19	2015/11/26
21625	Bank of East Asia – HSBC European Warrants Nov 2015 A	2015/11/20	2015/11/27
18768	HK Bank – CSOP A50 ETF European Put Warrants Nov 2015 B	2015/11/20	2015/11/27
19004	Standard Chartered Bank – China Coal European Wts Nov 2015 A	2015/11/20	2015/11/27
27684	Standard Chartered Bank – HKEx European Warrants Nov 2015 B	2015/11/20	2015/11/27
22340	UBS AG – China Mobile European Warrants Nov 2015 B	2015/11/20	2015/11/27
25993	UBS AG – CSOP A50 ETF European Warrants Nov 2015 B	2015/11/20	2015/11/27
22338	UBS AG – Haitong Sec European Warrants Nov 2015 A	2015/11/20	2015/11/27
20395	UBS AG – HKEx European Warrants Nov 2015 B	2015/11/20	2015/11/27
23111	UBS AG – Tencent Holdings European Warrants Nov 2015 A	2015/11/20	2015/11/27
20573	BNP Paribas Arbit Issu B.V. – HS H-SHARE Euro Wts Nov 2015 A	2015/11/23	2015/11/30
21829	BNP Paribas Arbit Issu B.V. – HSCEI Euro Put Wts Nov 2015 B	2015/11/23	2015/11/30
16828	BNP Paribas Arbit Issu B.V. – HSCEI European Wts Nov 2015 A	2015/11/23	2015/11/30
21831	BNP Paribas Arbit Issu B.V. – HSI Euro Put Wts Nov 2015 B	2015/11/23	2015/11/30
21830	BNP Paribas Arbit Issu B.V. – HSI European Wts Nov 2015 A	2015/11/23	2015/11/30
18163	BOCI Asia Ltd. – HSCEI European Warrants Nov 2015 A	2015/11/23	2015/11/30
18594	Credit Suisse AG – A50 China European Warrants Nov 2015 A	2015/11/23	2015/11/30
18740	Credit Suisse AG – Agricultural Bank European Wts Nov 2015 A	2015/11/23	2015/11/30
22302	Credit Suisse AG – CEB Bank European Warrants Nov 2015 A	2015/11/23	2015/11/30
22464	Credit Suisse AG – Ch Comm Cons European Warrants Nov 2015 B	2015/11/23	2015/11/30
23061	Credit Suisse AG – China Life European Warrants Nov 2015 D	2015/11/23	2015/11/30
22927	Credit Suisse AG – Haitong Sec European Warrants Nov 2015 A	2015/11/23	2015/11/30
22575	Credit Suisse AG – HKEx European Warrants Nov 2015 G	2015/11/23	2015/11/30
23610	Credit Suisse AG – HKEx European Warrants Nov 2015 H	2015/11/23	2015/11/30
23518	Credit Suisse AG – HS H-SHARE European Warrants Nov 2015 A	2015/11/23	2015/11/30
21243	Credit Suisse AG – HSCEI European Put Warrants Nov 2015 B	2015/11/23	2015/11/30
20886	Credit Suisse AG – HSCEI European Warrants Nov 2015 A	2015/11/23	2015/11/30
23466	Credit Suisse AG – HSCEI European Warrants Nov 2015 C	2015/11/23	2015/11/30
20970	Credit Suisse AG – HSI European Put Warrants Nov 2015 A	2015/11/23	2015/11/30
21240	Credit Suisse AG – HSI European Put Warrants Nov 2015 D	2015/11/23	2015/11/30
23008	Credit Suisse AG – HSI European Put Warrants Nov 2015 F	2015/11/23	2015/11/30
20996	Credit Suisse AG – HSI European Warrants Nov 2015 B	2015/11/23	2015/11/30
21237	Credit Suisse AG – HSI European Warrants Nov 2015 C	2015/11/23	2015/11/30
22875	Credit Suisse AG – HSI European Warrants Nov 2015 E	2015/11/23	2015/11/30
23633	Credit Suisse AG – HSI European Warrants Nov 2015 G	2015/11/23	2015/11/30
23634	Credit Suisse AG – HSI European Warrants Nov 2015 H	2015/11/23	2015/11/30
23816	Credit Suisse AG – HSI European Warrants Nov 2015 I	2015/11/23	2015/11/30
29601	Goldman Sachs SP (Asia) – AIA European Warrants Nov 2015 A	2015/11/23	2015/11/30
21321	Goldman Sachs SP (Asia) – CC Bank European Wts Nov 2015 A	2015/11/23	2015/11/30
20945	Goldman Sachs SP (Asia) – CITIC Bank European Wts Nov 2015 A	2015/11/23	2015/11/30
19115	Goldman Sachs SP (Asia) – CSOP A50 ETF Eu Put Wts Nov 2015 A	2015/11/23	2015/11/30
21193	Goldman Sachs SP (Asia) – HKEx European Put Wts Nov 2015 B	2015/11/23	2015/11/30
21320	Goldman Sachs SP (Asia) – HKEx European Warrants Nov 2015 C	2015/11/23	2015/11/30
21409	Goldman Sachs SP (Asia) – HSBC European Put Wts Nov 2015 A	2015/11/23	2015/11/30
22050	Goldman Sachs SP (Asia) – HSBC European Warrants Nov 2015 C	2015/11/23	2015/11/30
15715	Goldman Sachs SP (Asia) – HSCEI European Warrants Nov 2015 A	2015/11/23	2015/11/30
22383	Goldman Sachs SP (Asia) – HSCEI European Warrants Nov 2015 B	2015/11/23	2015/11/30
23411	Goldman Sachs SP (Asia) – HSCEI European Warrants Nov 2015 C	2015/11/23	2015/11/30
22192	Goldman Sachs SP (Asia) – HSI European Put Wts Nov 2015 D	2015/11/23	2015/11/30
23503	Goldman Sachs SP (Asia) – HSI European Put Wts Nov 2015 F	2015/11/23	2015/11/30
20766	Goldman Sachs SP (Asia) – HSI European Warrants Nov 2015 A	2015/11/23	2015/11/30
20943	Goldman Sachs SP (Asia) – HSI European Warrants Nov 2015 B	2015/11/23	2015/11/30
21958	Goldman Sachs SP (Asia) – HSI European Warrants Nov 2015 C	2015/11/23	2015/11/30
23410	Goldman Sachs SP (Asia) – HSI European Warrants Nov 2015 E	2015/11/23	2015/11/30
23822	Goldman Sachs SP (Asia) – HSI European Warrants Nov 2015 G	2015/11/23	2015/11/30
21322	Goldman Sachs Sp (Asia) – ICBC European Warrants Nov 2015 A	2015/11/23	2015/11/30
22605	Goldman Sachs SP (Asia) – Ping An European Wts Nov 2015 A	2015/11/23	2015/11/30
21440	HK Bank – Ch Comm Cons European Warrants Nov 2015 A	2015/11/23	2015/11/30
17539	HK Bank – HSCEI European Warrants Nov 2015 A	2015/11/23	2015/11/30
20679	HK Bank – HSCEI European Warrants Nov 2015 B	2015/11/23	2015/11/30
20971	HK Bank – HSCEI European Warrants Nov 2015 C	2015/11/23	2015/11/30
25290	HK Bank – HSCEI European Warrants Nov 2015 D	2015/11/23	2015/11/30
21865	HK Bank – HSI European Put Warrants Nov 2015 C	2015/11/23	2015/11/30
21069	HK Bank – HSI European Warrants Nov 2015 A	2015/11/23	2015/11/30
21805	HK Bank – HSI European Warrants Nov 2015 B	2015/11/23	2015/11/30
21866	HK Bank – HSI European Warrants Nov 2015 D	2015/11/23	2015/11/30

List of expired derivative warrants, 2015 (continued)

Code	Warrant	Last trading date	Delisted date
22131	HK Bank – HSI European Warrants Nov 2015 E	2015/11/23	2015/11/30
22539	HK Bank – HSI European Warrants Nov 2015 F	2015/11/23	2015/11/30
23782	HK Bank – HSI European Warrants Nov 2015 G	2015/11/23	2015/11/30
20941	J P Morgan SP BV – HSCEI European Put Warrants Nov 2015 D	2015/11/23	2015/11/30
21470	J P Morgan SP BV – HSCEI European Put Warrants Nov 2015 E	2015/11/23	2015/11/30
16794	J P Morgan SP BV – HSCEI European Wts Nov 2015 A	2015/11/23	2015/11/30
19203	J P Morgan SP BV – HSCEI European Wts Nov 2015 B	2015/11/23	2015/11/30
20862	J P Morgan SP BV – HSCEI European Wts Nov 2015 C	2015/11/23	2015/11/30
25185	J P Morgan SP BV – HSCEI European Wts Nov 2015 F	2015/11/23	2015/11/30
20718	J P Morgan SP BV – HSI European Put Warrants Nov 2015 C	2015/11/23	2015/11/30
20938	J P Morgan SP BV – HSI European Put Warrants Nov 2015 E	2015/11/23	2015/11/30
21476	J P Morgan SP BV – HSI European Put Warrants Nov 2015 G	2015/11/23	2015/11/30
20512	J P Morgan SP BV – HSI European Warrants Nov 2015 A	2015/11/23	2015/11/30
20716	J P Morgan SP BV – HSI European Warrants Nov 2015 B	2015/11/23	2015/11/30
20860	J P Morgan SP BV – HSI European Warrants Nov 2015 D	2015/11/23	2015/11/30
21473	J P Morgan SP BV – HSI European Warrants Nov 2015 F	2015/11/23	2015/11/30
22489	J P Morgan SP BV – HSI European Warrants Nov 2015 H	2015/11/23	2015/11/30
20959	SGA Societe Generale Acceptance N.V. – HSCEI Eu Wt Nov 2015A	2015/11/23	2015/11/30
21206	SGA Societe Generale Acceptance N.V. – HSCEI Eu Wt Nov 2015C	2015/11/23	2015/11/30
22098	SGA Societe Generale Acceptance N.V. – HSCEI Eu Wt Nov 2015E	2015/11/23	2015/11/30
21013	SGA Societe Generale Acceptance N.V. – HSI Eur Wt Nov 2015 A	2015/11/23	2015/11/30
21636	SGA Societe Generale Acceptance N.V. – HSI Eur Wt Nov 2015 B	2015/11/23	2015/11/30
23861	SGA Societe Generale Acceptance N.V. – HSI Eur Wt Nov 2015 F	2015/11/23	2015/11/30
20964	SGA Societe Generale Acceptance N.V. –HSCEI Eu Put Wt Nov15B	2015/11/23	2015/11/30
21917	SGA Societe Generale Acceptance N.V. –HSCEI Eu Put Wt Nov15D	2015/11/23	2015/11/30
21637	SGA Societe Generale Acceptance N.V. –HSI Eu Put Wt Nov 15 C	2015/11/23	2015/11/30
21806	SGA Societe Generale Acceptance N.V. –HSI Eu Put Wt Nov 15 D	2015/11/23	2015/11/30
23648	SGA Societe Generale Acceptance N.V. –HSI Eu Put Wt Nov 15 E	2015/11/23	2015/11/30
20741	Standard Chartered Bank – CAM CSI300 European Wts Nov 2015 B	2015/11/23	2015/11/30
19814	Standard Chartered Bank – CSOP A50 ETF Euro Wts Nov 2015 B	2015/11/23	2015/11/30
18321	Standard Chartered Bank – HKEx European Warrants Nov 2015 D	2015/11/23	2015/11/30
21090	Standard Chartered Bank – HSCEI European Put Wts Nov 2015 B	2015/11/23	2015/11/30
22187	Standard Chartered Bank – HSCEI European Put Wts Nov 2015 C	2015/11/23	2015/11/30
16185	Standard Chartered Bank – HSCEI European Warrants Nov 2015 A	2015/11/23	2015/11/30
20837	Standard Chartered Bank – HSI European Put Wts Nov 2015 B	2015/11/23	2015/11/30
23632	Standard Chartered Bank – HSI European Put Wts Nov 2015 E	2015/11/23	2015/11/30
20744	Standard Chartered Bank – HSI European Warrants Nov 2015 A	2015/11/23	2015/11/30
21741	Standard Chartered Bank – HSI European Warrants Nov 2015 C	2015/11/23	2015/11/30
22185	Standard Chartered Bank – HSI European Warrants Nov 2015 D	2015/11/23	2015/11/30
22472	UBS AG – HSCEI European Put Warrants Nov 2015 B	2015/11/23	2015/11/30
17560	UBS AG – HSCEI European Warrants Nov 2015 A	2015/11/23	2015/11/30
23427	UBS AG – HSCEI European Warrants Nov 2015 C	2015/11/23	2015/11/30
23846	UBS AG – HSCEI European Warrants Nov 2015 D	2015/11/23	2015/11/30
22471	UBS AG – HSI European Put Warrants Nov 2015 C	2015/11/23	2015/11/30
22846	UBS AG – HSI European Put Warrants Nov 2015 E	2015/11/23	2015/11/30
23103	UBS AG – HSI European Put Warrants Nov 2015 F	2015/11/23	2015/11/30
21990	UBS AG – HSI European Warrants Nov 2015 A	2015/11/23	2015/11/30
22035	UBS AG – HSI European Warrants Nov 2015 B	2015/11/23	2015/11/30
22587	UBS AG – HSI European Warrants Nov 2015 D	2015/11/23	2015/11/30
23415	UBS AG – HSI European Warrants Nov 2015 G	2015/11/23	2015/11/30
24409	UBS AG – HSI European Warrants Nov 2015 H	2015/11/23	2015/11/30
17515	Bank of East Asia – HKEx European Warrants Nov 2015 A	2015/11/24	2015/12/01
18634	BOCI Asia Ltd. – A50 China European Warrants Nov 2015 A	2015/11/24	2015/12/01
22316	BOCI Asia Ltd. – CC Bank European Warrants Nov 2015 A	2015/11/24	2015/12/01
17537	BOCI Asia Ltd. – CGS European Warrants Nov 2015 A	2015/11/24	2015/12/01
20526	BOCI Asia Ltd. – China Cinda European Warrants Nov 2015 A	2015/11/24	2015/12/01
20819	BOCI Asia Ltd. – China Mobile European Warrants Nov 2015 A	2015/11/24	2015/12/01
13446	BOCI Asia Ltd. – HKEx European Warrants Nov 2015 B	2015/11/24	2015/12/01
21180	BOCI Asia Ltd. – ICBC European Warrants Nov 2015 B	2015/11/24	2015/12/01
19052	Credit Suisse AG – A50 China European Warrants Nov 2015 B	2015/11/24	2015/12/01
23139	Credit Suisse AG – A50 China European Warrants Nov 2015 C	2015/11/24	2015/12/01
19656	Credit Suisse AG – AIA European Warrants Nov 2015 B	2015/11/24	2015/12/01
22370	Credit Suisse AG – BOC HK European Warrants Nov 2015 A	2015/11/24	2015/12/01
21082	Credit Suisse AG – BOCL European Warrants Nov 2015 A	2015/11/24	2015/12/01
21081	Credit Suisse AG – CC Bank European Warrants Nov 2015 A	2015/11/24	2015/12/01
23151	Credit Suisse AG – CC Bank European Warrants Nov 2015 C	2015/11/24	2015/12/01
19734	Credit Suisse AG – Ch Comm Cons European Warrants Nov 2015 A	2015/11/24	2015/12/01
20505	Credit Suisse AG – Ch Oilfield European Warrants Nov 2015 A	2015/11/24	2015/12/01
20289	Credit Suisse AG – Ch Overseas European Warrants Nov 2015 A	2015/11/24	2015/12/01
22389	Credit Suisse AG – China Cinda European Warrants Nov 2015 A	2015/11/24	2015/12/01
18811	Credit Suisse AG – China Life European Warrants Nov 2015 A	2015/11/24	2015/12/01
21886	Credit Suisse AG – China Life European Warrants Nov 2015 C	2015/11/24	2015/12/01
21085	Credit Suisse AG – China Mobile European Warrants Nov 2015 A	2015/11/24	2015/12/01
22878	Credit Suisse AG – China Mobile European Warrants Nov 2015 B	2015/11/24	2015/12/01
21399	Credit Suisse AG – CITIC Bank European Warrants Nov 2015 A	2015/11/24	2015/12/01
22371	Credit Suisse AG – CITIC Sec European Warrants Nov 2015 A	2015/11/24	2015/12/01
18704	Credit Suisse AG – CSOP A50 ETF Euro Put Wts Nov 2015 B	2015/11/24	2015/12/01
19666	Credit Suisse AG – CSOP A50 ETF European Warrants Nov 2015 C	2015/11/24	2015/12/01
13303	Credit Suisse AG – Galaxy Ent European Warrants Nov 2015 A	2015/11/24	2015/12/01
17570	Credit Suisse AG – HKEx European Put Warrants Nov 2015 B	2015/11/24	2015/12/01
21087	Credit Suisse AG – HKEx European Put Warrants Nov 2015 E	2015/11/24	2015/12/01
17642	Credit Suisse AG – HKEx European Warrants Nov 2015 C	2015/11/24	2015/12/01
22124	Credit Suisse AG – HKEx European Warrants Nov 2015 F	2015/11/24	2015/12/01
19088	Credit Suisse AG – HSBC European Wts Nov 2015 A	2015/11/24	2015/12/01
21080	Credit Suisse AG – ICBC European Warrants Nov 2015 A	2015/11/24	2015/12/01
22922	Credit Suisse AG – ICBC European Warrants Nov 2015 B	2015/11/24	2015/12/01
23455	Credit Suisse AG – Jiangxi Copper European Wts Nov 2015 A	2015/11/24	2015/12/01

List of expired derivative warrants, 2015 (continued)

Code	Warrant	Last trading date	Delisted date
20484	Credit Suisse AG – Kingsoft European Warrants Nov 2015 B	2015/11/24	2015/12/01
21843	Credit Suisse AG – PetroChina European Warrants Nov 2015 A	2015/11/24	2015/12/01
21084	Credit Suisse AG – Ping An European Warrants Nov 2015 A	2015/11/24	2015/12/01
22152	Credit Suisse AG – Ping An European Warrants Nov 2015 B	2015/11/24	2015/12/01
21599	Credit Suisse AG – Sands China European Warrants Nov 2015 A	2015/11/24	2015/12/01
21842	Credit Suisse AG – Sinopec Corp European Warrants Nov 2015 A	2015/11/24	2015/12/01
21311	Credit Suisse AG – Tencent Holdings European Wts Nov 2015 B	2015/11/24	2015/12/01
23371	Credit Suisse AG – Tencent Holdings European Wts Nov 2015 C	2015/11/24	2015/12/01
19841	Goldman Sachs SP (Asia) – COSCO Pacific Euro Wts Nov 2015 A	2015/11/24	2015/12/01
27166	Goldman Sachs SP (Asia) – BEA European Warrants Nov 2015 A	2015/11/24	2015/12/01
17943	Goldman Sachs SP (Asia) – CAM CSI300 European Wts Nov 2015 A	2015/11/24	2015/12/01
21061	Goldman Sachs SP (Asia) – CAM CSI300 European Wts Nov 2015 B	2015/11/24	2015/12/01
19099	Goldman Sachs SP (Asia) – Ch COSCO European Wts Nov 2015 A	2015/11/24	2015/12/01
20380	Goldman Sachs SP (Asia) – CHALCO European Wts Nov 2015 A	2015/11/24	2015/12/01
21060	Goldman Sachs SP (Asia) – China Cinda Euro Wts Nov 2015 A	2015/11/24	2015/12/01
21006	Goldman Sachs SP (Asia) – China Life Euro Wts Nov 2015 A	2015/11/24	2015/12/01
19935	Goldman Sachs SP (Asia) – Chow Tai Fook Euro Wts Nov 2015 A	2015/11/24	2015/12/01
28196	Goldman Sachs SP (Asia) – CNOOC European Warrants Nov 2015 A	2015/11/24	2015/12/01
19098	Goldman Sachs SP (Asia) – CPIC European Warrants Nov 2015 A	2015/11/24	2015/12/01
22138	Goldman Sachs SP (Asia) – CSOP A50 ETF Euro Wts Nov 2015 B	2015/11/24	2015/12/01
17039	Goldman Sachs SP (Asia) – HKEx European Warrants Nov 2015 A	2015/11/24	2015/12/01
20715	Goldman Sachs SP (Asia) – MCC European Warrants Nov 2015 A	2015/11/24	2015/12/01
19685	Goldman Sachs SP (Asia) – Techtronic Ind European Wts Nov15A	2015/11/24	2015/12/01
19941	Goldman Sachs SP (Asia) – TVB European Warrants Nov 2015 A	2015/11/24	2015/12/01
20379	Goldman Sachs SP (Asia) – Yurun Food European Wts Nov 2015 A	2015/11/24	2015/12/01
19684	Goldman Sachs SP (Asia) – ZTE European Warrants Nov 2015 A	2015/11/24	2015/12/01
21905	HK Bank – BOCL European Warrants Nov 2015 B	2015/11/24	2015/12/01
21631	HK Bank – CC Bank European Warrants Nov 2015 A	2015/11/24	2015/12/01
21710	HK Bank – China Life European Warrants Nov 2015 A	2015/11/24	2015/12/01
22117	HK Bank – China Life European Warrants Nov 2015 B	2015/11/24	2015/12/01
21578	HK Bank – CITIC Sec European Warrants Nov 2015 A	2015/11/24	2015/12/01
11356	HK Bank – CKH European Warrants Nov 2015 A	2015/11/24	2015/12/01
17186	HK Bank – HKEx European Put Warrants Nov 2015 C	2015/11/24	2015/12/01
16606	HK Bank – HKEx European Warrants Nov 2015 B	2015/11/24	2015/12/01
21712	HK Bank – HKEx European Warrants Nov 2015 D	2015/11/24	2015/12/01
21868	HK Bank – Sinopec Corp European Warrants Nov 2015 A	2015/11/24	2015/12/01
22300	HK Bank – Sinopec Corp European Warrants Nov 2015 B	2015/11/24	2015/12/01
23271	HK Bank – Tencent European Warrants Nov 2015 A	2015/11/24	2015/12/01
19751	J P Morgan SP BV – BEA European Warrants Nov 2015 A	2015/11/24	2015/12/01
23124	J P Morgan SP BV – BOCL European Warrants Nov 2015 C	2015/11/24	2015/12/01
23343	J P Morgan SP BV – CC Bank European Wts Nov 2015 C	2015/11/24	2015/12/01
20511	J P Morgan SP BV – Haier Elec European Warrants Nov 2015 A	2015/11/24	2015/12/01
17629	J P Morgan SP BV – HKEx European Put Wts Nov 2015 A	2015/11/24	2015/12/01
17288	J P Morgan SP BV – SFCE European Warrants Nov 2015 A	2015/11/24	2015/12/01
19360	Nomura Int'l plc – A50 China European Warrants Nov 2015 A	2015/11/24	2015/12/01
13655	SGA Societe Generale Acceptance N.V. – HSBC Eu Wt Nov 2015	2015/11/24	2015/12/01
18193	Standard Chartered Bank – Agricultural Bk Eur Wts Nov 2015 A	2015/11/24	2015/12/01
22336	Standard Chartered Bank – BYD European Warrants Nov 2015 A	2015/11/24	2015/12/01
22404	Standard Chartered Bank – CGN Power European Warrants Nov15A	2015/11/24	2015/12/01
21375	Standard Chartered Bank – China Mobile Euro Wts Nov 2015 A	2015/11/24	2015/12/01
22225	Standard Chartered Bank – Evergrande European Wts Nov 2015 A	2015/11/24	2015/12/01
14353	Standard Chartered Bank – Galaxy Ent European Wts Nov 2015 A	2015/11/24	2015/12/01
19581	Standard Chartered Bank – GCL-Poly Energy Eur Wts Nov 2015 A	2015/11/24	2015/12/01
20903	Standard Chartered Bank – HKEx European Put Wts Nov 2015 E	2015/11/24	2015/12/01
29540	Standard Chartered Bank – HSBC European Warrants Nov 2015 A	2015/11/24	2015/12/01
19694	Standard Chartered Bank-China Life European Wts Nov 2015 B	2015/11/24	2015/12/01
22416	UBS AG – A50 China European Warrants Nov 2015 C	2015/11/24	2015/12/01
20916	UBS AG – AIA European Warrants Nov 2015 A	2015/11/24	2015/12/01
17744	UBS AG – Avichina European Warrants Nov 2015 A	2015/11/24	2015/12/01
22909	UBS AG – BankComm European Warrants Nov 2015 B	2015/11/24	2015/12/01
17594	UBS AG – BOCL European Warrants Nov 2015 A	2015/11/24	2015/12/01
22417	UBS AG – CAM CSI300 European Warrants Nov 2015 B	2015/11/24	2015/12/01
19086	UBS AG – CHALCO European Warrants Nov 2015 A	2015/11/24	2015/12/01
21027	UBS AG – CITIC Bank European Warrants Nov 2015 A	2015/11/24	2015/12/01
20263	UBS AG – CITIC European Warrants Nov 2015 A	2015/11/24	2015/12/01
23293	UBS AG – CITIC Sec European Warrants Nov 2015 B	2015/11/24	2015/12/01
22392	UBS AG – CSOP A50 ETF European Warrants Nov 2015 C	2015/11/24	2015/12/01
22397	UBS AG – Guotai Junani European Warrants Nov 2015 A	2015/11/24	2015/12/01
22391	UBS AG – HKEx European Warrants Nov 2015 C	2015/11/24	2015/12/01
13005	UBS AG – HSBC European Warrants Nov 2015	2015/11/24	2015/12/01
22394	UBS AG – PetroChina European Warrants Nov 2015 C	2015/11/24	2015/12/01
22415	UBS AG – Ping An European Warrants Nov 2015 B	2015/11/24	2015/12/01
21794	UBS AG – Sands China European Warrants Nov 2015 A	2015/11/24	2015/12/01
23444	BNP Paribas Arbit Issu B.V. – Fortune Reit Eu Wts Dec 2015 A	2015/11/25	2015/12/02
20821	BOCI Asia Ltd. – Ping An European Warrants Dec 2015 B	2015/11/25	2015/12/02
23534	Credit Suisse AG – Galaxy Ent European Put Wts Dec 2015 D	2015/11/25	2015/12/02
18373	Daiwa Capital Mkt – A50 China European Warrants Dec 2015 B	2015/11/25	2015/12/02
17990	Daiwa Capital Mkt – CSOP A50 ETF European Put Wts Dec 2015 A	2015/11/25	2015/12/02
17760	Daiwa Capital Mkt – PICC European Warrants Dec 2015 A	2015/11/25	2015/12/02
23221	Goldman Sachs SP (Asia) – A50 China European Wts Dec 2015 G	2015/11/25	2015/12/02
22426	HK Bank – AIA European Warrants Dec 2015 A	2015/11/25	2015/12/02
20401	HK Bank – HKEx European Warrants Dec 2015 D	2015/11/25	2015/12/02
22427	HK Bank – Ping An European Warrants Dec 2015 B	2015/11/25	2015/12/02
18151	J P Morgan SP BV – Agricultural Bk Euro Warrants Dec 2015 A	2015/11/25	2015/12/02
21699	J P Morgan SP BV – AIA European Warrants Dec 2015 A	2015/11/25	2015/12/02
11199	J P Morgan SP BV – Belle Int'l European Warrants Dec 2015 A	2015/11/25	2015/12/02
22485	J P Morgan SP BV – CAM CSI300 European Warrants Dec 2015 A	2015/11/25	2015/12/02

List of expired derivative warrants, 2015 (continued)

Code	Warrant	Last trading date	Delisted date
20668	J P Morgan SP BV – Ch Merchants European Warrants Dec 2015 A	2015/11/25	2015/12/02
17910	J P Morgan SP BV – Ch Oilfield Euro Wts Dec 2015 A	2015/11/25	2015/12/02
17745	J P Morgan SP BV – Chi Res Land European Warrants Dec 2015 A	2015/11/25	2015/12/02
18713	J P Morgan SP BV – China Life European Warrants Dec 2015 C	2015/11/25	2015/12/02
21644	J P Morgan SP BV – China Life European Warrants Dec 2015 D	2015/11/25	2015/12/02
22885	J P Morgan SP BV – China Mob European Wts Dec 2015 A	2015/11/25	2015/12/02
21698	J P Morgan SP BV – China Vanke European Warrants Dec 2015 A	2015/11/25	2015/12/02
18861	J P Morgan SP BV – CSOP A50 ETF Euro Put Wts Dec 2015 B	2015/11/25	2015/12/02
22129	J P Morgan SP BV – Galaxy Ent European Put Wts Dec 2015 B	2015/11/25	2015/12/02
13732	J P Morgan SP BV – Galaxy Ent European Warrants Dec 2015 A	2015/11/25	2015/12/02
21642	J P Morgan SP BV – HKEx European Warrants Dec 2015 C	2015/11/25	2015/12/02
21645	J P Morgan SP BV – Ping An European Warrants Dec 2015 A	2015/11/25	2015/12/02
21869	J P Morgan SP BV – SHK Ppt European Warrants Dec 2015 A	2015/11/25	2015/12/02
19594	J P Morgan SP BV – Tencent European Put Warrants Dec 2015 E	2015/11/25	2015/12/02
23093	UBS AG – China Life European Warrants Dec 2015 G	2015/11/25	2015/12/02
20565	Bank of East Asia – Kingsoft European Warrants Dec 2015 A	2015/11/26	2015/12/03
19374	Bank of East Asia – China Overseas Euro Warrants Dec 2015 A	2015/11/26	2015/12/03
19270	BNP Paribas Arbit Issu B.V. – China Vanke Euro Wts Dec 15 A	2015/11/26	2015/12/03
28833	BNP Paribas Arbit Issu B.V. – Jiansu Express Euro Wt Dec15A	2015/11/26	2015/12/03
23245	BNP Paribas Arbit Issu B.V. – A50 China Euro Wts Dec 2015 A	2015/11/26	2015/12/03
29672	BNP Paribas Arbit Issu B.V. – Agricultural Bank Eu Wt Dec15A	2015/11/26	2015/12/03
29670	BNP Paribas Arbit Issu B.V. – AIA European Put Wt Dec 2015 B	2015/11/26	2015/12/03
29452	BNP Paribas Arbit Issu B.V. – AIA European Wts Dec 2015 A	2015/11/26	2015/12/03
23602	BNP Paribas Arbit Issu B.V. – AIA European Wts Dec 2015 C	2015/11/26	2015/12/03
22776	BNP Paribas Arbit Issu B.V. – Air China Euro Wts Dec 2015 A	2015/11/26	2015/12/03
11198	BNP Paribas Arbit Issu B.V. – Anhui Conch Euro Wts Dec 2015	2015/11/26	2015/12/03
20807	BNP Paribas Arbit Issu B.V. – BankComm Euro Wts Dec 2015 A	2015/11/26	2015/12/03
20403	BNP Paribas Arbit Issu B.V. – BJ Ent Water Euro Wts Dec 15 A	2015/11/26	2015/12/03
21343	BNP Paribas Arbit Issu B.V. – BOCL European Wts Dec 2015 A	2015/11/26	2015/12/03
23929	BNP Paribas Arbit Issu B.V. – BOCL European Wts Dec 2015 B	2015/11/26	2015/12/03
23919	BNP Paribas Arbit Issu B.V. – CAM CSI300 Euro Wts Dec 2015 A	2015/11/26	2015/12/03
20017	BNP Paribas Arbit Issu B.V. – CC Bank Euro Wts Dec 2015 A	2015/11/26	2015/12/03
11315	BNP Paribas Arbit Issu B.V. – CGS European Warrants Dec 15 A	2015/11/26	2015/12/03
19831	BNP Paribas Arbit Issu B.V. – CGS European Warrants Dec 15 B	2015/11/26	2015/12/03
28973	BNP Paribas Arbit Issu B.V. – Ch Mobile Euro Wts Dec 2015 A	2015/11/26	2015/12/03
29331	BNP Paribas Arbit Issu B.V. – Ch Mobile Euro Wts Dec 2015 B	2015/11/26	2015/12/03
14598	BNP Paribas Arbit Issu B.V. – Ch Mobile Euro Wts Dec 2015 C	2015/11/26	2015/12/03
20658	BNP Paribas Arbit Issu B.V. – Ch Southern Air Eu Wt Dec 15 A	2015/11/26	2015/12/03
19821	BNP Paribas Arbit Issu B.V. – CHALCO European Wts Dec 2015 A	2015/11/26	2015/12/03
19820	BNP Paribas Arbit Issu B.V. – China COSCO Euro Wt Dec 2015 A	2015/11/26	2015/12/03
19456	BNP Paribas Arbit Issu B.V. – China Life Euro Wts Dec 2015 A	2015/11/26	2015/12/03
21915	BNP Paribas Arbit Issu B.V. – China Life Euro Wts Dec 2015 B	2015/11/26	2015/12/03
17558	BNP Paribas Arbit Issu B.V. – Chow Tai Fook Eu Wt Dec 2015 A	2015/11/26	2015/12/03
20841	BNP Paribas Arbit Issu B.V. – CITIC Bank Euro Wts Dec 2015 A	2015/11/26	2015/12/03
20844	BNP Paribas Arbit Issu B.V. – CNOOC European Wts Dec 2015 A	2015/11/26	2015/12/03
20621	BNP Paribas Arbit Issu B.V. – CPIC European Wts Dec 2015 A	2015/11/26	2015/12/03
20660	BNP Paribas Arbit Issu B.V. – Datang Power Eu Wts Dec 2015 A	2015/11/26	2015/12/03
22334	BNP Paribas Arbit Issu B.V. – Fosun Intl European Wts Dec15A	2015/11/26	2015/12/03
13954	BNP Paribas Arbit Issu B.V. – Galaxy Ent Euro Wts Dec 2015 A	2015/11/26	2015/12/03
20249	BNP Paribas Arbit Issu B.V. – Greatwall Motor Eu Wt Dec 15 A	2015/11/26	2015/12/03
14582	BNP Paribas Arbit Issu B.V. – Haitong Sec Eu Wts Dec 2015 A	2015/11/26	2015/12/03
17499	BNP Paribas Arbit Issu B.V. – HKEx European Wts Dec 2015 A	2015/11/26	2015/12/03
21749	BNP Paribas Arbit Issu B.V. – HKEx European Wts Dec 2015 B	2015/11/26	2015/12/03
21832	BNP Paribas Arbit Issu B.V. – HKEx European Wts Dec 2015 C	2015/11/26	2015/12/03
12822	BNP Paribas Arbit Issu B.V. – HSBC European Wts Dec 2015	2015/11/26	2015/12/03
29333	BNP Paribas Arbit Issu B.V. – HSBC European Wts Dec 2015 A	2015/11/26	2015/12/03
14612	BNP Paribas Arbit Issu B.V. – HSBC European Wts Dec 2015 B	2015/11/26	2015/12/03
18489	BNP Paribas Arbit Issu B.V. – HSBC European Wts Dec 2015 C	2015/11/26	2015/12/03
21341	BNP Paribas Arbit Issu B.V. – ICBC European Wts Dec 2015 A	2015/11/26	2015/12/03
14600	BNP Paribas Arbit Issu B.V. – Jiangxi Copper Eu Wt Dec 2015A	2015/11/26	2015/12/03
13309	BNP Paribas Arbit Issu B.V. – KECL European Wts Dec 2015 A	2015/11/26	2015/12/03
17738	BNP Paribas Arbit Issu B.V. – Kingsoft Euro Wts Dec 2015 A	2015/11/26	2015/12/03
22333	BNP Paribas Arbit Issu B.V. – Kingsoft Euro Wts Dec 2015 B	2015/11/26	2015/12/03
20252	BNP Paribas Arbit Issu B.V. – NCI European Wts Dec 2015 A	2015/11/26	2015/12/03
20842	BNP Paribas Arbit Issu B.V. – PetroCh Euro Wts Dec 2015 A	2015/11/26	2015/12/03
20808	BNP Paribas Arbit Issu B.V. – Ping An European Wt Dec 2015 A	2015/11/26	2015/12/03
22831	BNP Paribas Arbit Issu B.V. – Ping An European Wt Dec 2015 B	2015/11/26	2015/12/03
20656	BNP Paribas Arbit Issu B.V. – Poly HK Inv Eur Wts Dec 2015 A	2015/11/26	2015/12/03
20356	BNP Paribas Arbit Issu B.V. – Sands China Euro Wt Dec 2015 A	2015/11/26	2015/12/03
18720	BNP Paribas Arbit Issu B.V. – SFCE European Wts Dec 2015 A	2015/11/26	2015/12/03
17306	BNP Paribas Arbit Issu B.V. – SJM Holdings Eu Wts Dec 2015 A	2015/11/26	2015/12/03
29995	BNP Paribas Arbit Issu B.V. – Tencent Eu Put Wt Dec 2015 A	2015/11/26	2015/12/03
19457	BNP Paribas Arbit Issu B.V. – Zijin Mining Eu Wts Dec 2015 A	2015/11/26	2015/12/03
20815	BOCI Asia Ltd. – China Life European Warrants Dec 2015 B	2015/11/26	2015/12/03
18034	Goldman Sachs SP (Asia) – CAM CSI300 European Wts Dec 2015 A	2015/11/26	2015/12/03
18036	Goldman Sachs SP (Asia) – China Life Euro Wts Dec 2015 A	2015/11/26	2015/12/03
22494	Goldman Sachs SP (Asia) – China Life Euro Wts Dec 2015 C	2015/11/26	2015/12/03
22497	Goldman Sachs SP (Asia) – China Life Euro Wts Dec 2015 D	2015/11/26	2015/12/03
17707	Goldman Sachs SP (Asia) – HKEx European Put Wts Dec 2015 D	2015/11/26	2015/12/03
22315	Goldman Sachs SP (Asia) – HKEx European Warrants Dec 2015 I	2015/11/26	2015/12/03
22444	Goldman Sachs SP (Asia) – Ping An European Wts Dec 2015 A	2015/11/26	2015/12/03
22495	Goldman Sachs SP (Asia) – Ping An European Wts Dec 2015 B	2015/11/26	2015/12/03
17520	J P Morgan SP BV – BOCL European Warrants Dec 2015 A	2015/11/26	2015/12/03
23883	J P Morgan SP BV – CAM CSI300 European Warrants Dec 2015 B	2015/11/26	2015/12/03
21487	J P Morgan SP BV – CC Bank European Wts Dec 2015 A	2015/11/26	2015/12/03
22294	J P Morgan SP BV – CEB Bank European Warrants Dec 2015 A	2015/11/26	2015/12/03
13798	J P Morgan SP BV – CGS European Warrants Dec 2015 A	2015/11/26	2015/12/03

List of expired derivative warrants, 2015 (continued)

Code	Warrant	Last trading date	Delisted date
21702	J P Morgan SP BV – CGS European Warrants Dec 2015 C	2015/11/26	2015/12/03
18834	J P Morgan SP BV – Ch Comm Cons European Warrants Dec 2015 A	2015/11/26	2015/12/03
21484	J P Morgan SP BV – Ch Comm Cons European Warrants Dec 2015 B	2015/11/26	2015/12/03
11195	J P Morgan SP BV – Ch LongYuan European Warrants Dec 2015 A	2015/11/26	2015/12/03
17786	J P Morgan SP BV – China Life European Put Wts Dec 2015 B	2015/11/26	2015/12/03
29859	J P Morgan SP BV – Chow Tai Fook European Wts Dec 2015 A	2015/11/26	2015/12/03
21700	J P Morgan SP BV – CITIC Sec European Warrants Dec 2015 A	2015/11/26	2015/12/03
18853	J P Morgan SP BV – CM Bank European Warrants Dec 2015 A	2015/11/26	2015/12/03
22766	J P Morgan SP BV – CSOP A50 ETF European Warrants Dec 2015 D	2015/11/26	2015/12/03
21478	J P Morgan SP BV – Evergrande European Warrants Dec 2015 A	2015/11/26	2015/12/03
22668	J P Morgan SP BV – Galaxy Ent European Warrants Dec 2015 C	2015/11/26	2015/12/03
21839	J P Morgan SP BV – GCL-Poly European Warrants Dec 2015 A	2015/11/26	2015/12/03
21701	J P Morgan SP BV – Haitong Sec European Warrants Dec 2015 C	2015/11/26	2015/12/03
11320	J P Morgan SP BV – HKEx European Warrants Dec 2015 B	2015/11/26	2015/12/03
22488	J P Morgan SP BV – HS H-SHARE European Warrants Dec 2015 A	2015/11/26	2015/12/03
21835	J P Morgan SP BV – HSBC European Warrants Dec 2015 B	2015/11/26	2015/12/03
22704	J P Morgan SP BV – ICBC European Warrants Dec 2015 A	2015/11/26	2015/12/03
16662	J P Morgan SP BV – JX Copper European Warrants Dec 2015 A	2015/11/26	2015/12/03
22382	J P Morgan SP BV – KECL European Warrants Dec 2015 B	2015/11/26	2015/12/03
21481	J P Morgan SP BV – NCI European Warrants Dec 2015 A	2015/11/26	2015/12/03
21834	J P Morgan SP BV – PetroChina European Warrants Dec 2015 A	2015/11/26	2015/12/03
22483	J P Morgan SP BV – Ping An European Warrants Dec 2015 B	2015/11/26	2015/12/03
21833	J P Morgan SP BV – Sinopec Corp European Warrants Dec 2015 B	2015/11/26	2015/12/03
22308	J P Morgan SP BV – Sinopec Corp European Warrants Dec 2015 C	2015/11/26	2015/12/03
21611	J P Morgan SP BV – Sinopharm European Warrants Dec 2015 A	2015/11/26	2015/12/03
23670	J P Morgan SP BV – Tencent European Warrants Dec 2015 F	2015/11/26	2015/12/03
15236	J P Morgan SP BV – Tracker Fund European Warrants Dec 2015 A	2015/11/26	2015/12/03
13423	Macquarie Bank Ltd. – CGS European Warrants Dec 2015 A	2015/11/26	2015/12/03
19062	Macquarie Bank Ltd. – CGS European Warrants Dec 2015 B	2015/11/26	2015/12/03
23173	Macquarie Bank Ltd. – A50 China European Warrants Dec 2015 A	2015/11/26	2015/12/03
20707	Macquarie Bank Ltd. – Anhui Conch European Wts Dec 2015 A	2015/11/26	2015/12/03
17343	Macquarie Bank Ltd. – BOCL European Warrants Dec 2015 A	2015/11/26	2015/12/03
21218	Macquarie Bank Ltd. – BOCL European Warrants Dec 2015 B	2015/11/26	2015/12/03
19959	Macquarie Bank Ltd. – BYD European Warrants Dec 2015 A	2015/11/26	2015/12/03
19298	Macquarie Bank Ltd. – Ch Merchants European Wts Dec 2015 A	2015/11/26	2015/12/03
20711	Macquarie Bank Ltd. – Ch Modern D European Warrants Dec 15 A	2015/11/26	2015/12/03
20704	Macquarie Bank Ltd. – China Agri European Wts Dec 2015 A	2015/11/26	2015/12/03
18418	Macquarie Bank Ltd. – China COSCO European Wts Dec 2015 A	2015/11/26	2015/12/03
20029	Macquarie Bank Ltd. – China Life European Wts Dec 2015 A	2015/11/26	2015/12/03
24512	Macquarie Bank Ltd. – China Life European Wts Dec 2015 B	2015/11/26	2015/12/03
24288	Macquarie Bank Ltd. – China Mobile European Wts Dec 2015 A	2015/11/26	2015/12/03
21057	Macquarie Bank Ltd. – China Tel European Warrants Dec 2015 A	2015/11/26	2015/12/03
20094	Macquarie Bank Ltd. – China Unicom European Wts Dec 2015 A	2015/11/26	2015/12/03
17199	Macquarie Bank Ltd. – Chow Tai Fook European Wts Dec 2015 A	2015/11/26	2015/12/03
19225	Macquarie Bank Ltd. – CM Bank European Warrants Dec 2015 A	2015/11/26	2015/12/03
15197	Macquarie Bank Ltd. – Galaxy Ent European Wts Dec 2015 A	2015/11/26	2015/12/03
21779	Macquarie Bank Ltd. – Galaxy Ent European Wts Dec 2015 B	2015/11/26	2015/12/03
22969	Macquarie Bank Ltd. – HKEx European Warrants Dec 2015 B	2015/11/26	2015/12/03
23781	Macquarie Bank Ltd. – HKEx European Warrants Dec 2015 C	2015/11/26	2015/12/03
24685	Macquarie Bank Ltd. – HKEx European Warrants Dec 2015 D	2015/11/26	2015/12/03
23145	Macquarie Bank Ltd. – KECL European Warrants Dec 2015 A	2015/11/26	2015/12/03
20222	Macquarie Bank Ltd. – PetroChina European Wts Dec 2015 A	2015/11/26	2015/12/03
21220	Macquarie Bank Ltd. – PetroChina European Wts Dec 2015 B	2015/11/26	2015/12/03
21076	Macquarie Bank Ltd. – Ping An European Warrants Dec 2015 A	2015/11/26	2015/12/03
24535	Macquarie Bank Ltd. – Sands China European Wts Dec 2015 A	2015/11/26	2015/12/03
21225	Macquarie Bank Ltd. – Sh Electric European Wts Dec 2015 A	2015/11/26	2015/12/03
21224	Macquarie Bank Ltd. – Sh Petrochem European Wts Dec 2015 A	2015/11/26	2015/12/03
20027	Macquarie Bank Ltd. – Sino Biopharm European Warrants Dec 2015 A	2015/11/26	2015/12/03
22984	Macquarie Bank Ltd. – Sinopec Corp European Wts Dec 2015 A	2015/11/26	2015/12/03
22108	Macquarie Bank Ltd. – Tencent European Put Wts Dec 2015 A	2015/11/26	2015/12/03
22222	Macquarie Bank Ltd. – Tencent European Warrants Dec 2015 B	2015/11/26	2015/12/03
22223	Macquarie Bank Ltd. – Tencent European Warrants Dec 2015 C	2015/11/26	2015/12/03
22224	Macquarie Bank Ltd. – Tencent European Warrants Dec 2015 D	2015/11/26	2015/12/03
20504	Macquarie Bank Ltd. – Zoomlion European Warrants Dec 2015 B	2015/11/26	2015/12/03
19957	Macquarie Bank Ltd. –GCL-Poly Energy European Wts Dec 2015 A	2015/11/26	2015/12/03
21217	Macquarie Bank Ltd. –GCL-Poly Energy European Wts Dec 2015 B	2015/11/26	2015/12/03
20342	SGA Societe Generale Acceptance N.V. – COVS Eu Wts Dec 2015 A	2015/11/26	2015/12/03
22011	SGA Societe Generale Acceptance N.V. – COVS Eu Wts Dec 2015 B	2015/11/26	2015/12/03
18059	SGA Societe Generale Acceptance N.V. – AGBK Eu Wt Dec 2015 A	2015/11/26	2015/12/03
19100	SGA Societe Generale Acceptance N.V. – AIA Eur Wt Dec 2015 A	2015/11/26	2015/12/03
19842	SGA Societe Generale Acceptance N.V. – AIA Eur Wt Dec 2015 B	2015/11/26	2015/12/03
15032	SGA Societe Generale Acceptance N.V. – BOCHK Eu Wt Dec 2015A	2015/11/26	2015/12/03
17552	SGA Societe Generale Acceptance N.V. – BOCL Eu Wt Dec 2015 A	2015/11/26	2015/12/03
21251	SGA Societe Generale Acceptance N.V. – BOCL Eu Wt Dec 2015 B	2015/11/26	2015/12/03
19102	SGA Societe Generale Acceptance N.V. – CGS Euro Wts Dec 2015A	2015/11/26	2015/12/03
21808	SGA Societe Generale Acceptance N.V. – Ch Cinda Eu Wt Dec 2015A	2015/11/26	2015/12/03
20889	SGA Societe Generale Acceptance N.V. – CITBK Eu Wt Dec 15 A	2015/11/26	2015/12/03
21592	SGA Societe Generale Acceptance N.V. – CMBC Eu Put Wt Dec 2015A	2015/11/26	2015/12/03
21163	SGA Societe Generale Acceptance N.V. – CP&CC Eu Wt Dec 2015A	2015/11/26	2015/12/03
21527	SGA Societe Generale Acceptance N.V. – CRail Eu Wt Dec 2015A	2015/11/26	2015/12/03
21735	SGA Societe Generale Acceptance N.V. – CTel Eu Wt Dec 2015 A	2015/11/26	2015/12/03
17434	SGA Societe Generale Acceptance N.V. – HKEx Eu Put Wt Dec 2015B	2015/11/26	2015/12/03
21120	SGA Societe Generale Acceptance N.V. – HKEx Eu Put Wt Dec 2015D	2015/11/26	2015/12/03
14542	SGA Societe Generale Acceptance N.V. – HKEx Eu Wt Dec 2015 A	2015/11/26	2015/12/03
21118	SGA Societe Generale Acceptance N.V. – HKEx Eu Wt Dec 2015 C	2015/11/26	2015/12/03
21299	SGA Societe Generale Acceptance N.V. – HKEx Eu Wt Dec 2015 E	2015/11/26	2015/12/03
21683	SGA Societe Generale Acceptance N.V. – HKEx Eu Wt Dec 2015 F	2015/11/26	2015/12/03

List of expired derivative warrants, 2015 (continued)

Code	Warrant	Last trading date	Delisted date
19647	SGA Societe Generale Acceptance N.V. – HSBC Eu Wt Dec 2015 A	2015/11/26	2015/12/03
21300	SGA Societe Generale Acceptance N.V. – HSBC Eu Wt Dec 2015 B	2015/11/26	2015/12/03
21814	SGA Societe Generale Acceptance N.V. – HSBC Eu Wt Dec 2015 C	2015/11/26	2015/12/03
15511	SGA Societe Generale Acceptance N.V. – JIANG Eu Wt Dec 2015A	2015/11/26	2015/12/03
20897	SGA Societe Generale Acceptance N.V. – KECL Eu Wt Dec 2015 A	2015/11/26	2015/12/03
19649	SGA Societe Generale Acceptance N.V. – Kingsoft Eu Wt Dec15A	2015/11/26	2015/12/03
20761	SGA Societe Generale Acceptance N.V. – Kingsoft Eu Wt Dec15B	2015/11/26	2015/12/03
21872	SGA Societe Generale Acceptance N.V. – Petch Eu Wt Dec 2015A	2015/11/26	2015/12/03
21255	SGA Societe Generale Acceptance N.V. – PICC Eu Wts Dec 2015A	2015/11/26	2015/12/03
16163	SGA Societe Generale Acceptance N.V. – SJM Hold Eu Wt Dec15A	2015/11/26	2015/12/03
18607	SGA Societe Generale Acceptance N.V.- A50 Ch Eu Wt Dec 2015A	2015/11/26	2015/12/03
21512	SGA Societe Generale Acceptance N.V.- A50 Ch Eu Wt Dec 2015B	2015/11/26	2015/12/03
19716	SGA Societe Generale Acceptance N.V.-CCCCL Eu Wt Dec 2015 A	2015/11/26	2015/12/03
21504	SGA Societe Generale Acceptance N.V.-CCCCL Eu Wt Dec 2015 B	2015/11/26	2015/12/03
21110	SGA Societe Generale Acceptance N.V.-CCoal Eu Wt Dec 2015 A	2015/11/26	2015/12/03
17735	SGA Societe Generale Acceptance N.V.-CLife Eu Wt Dec 2015 A	2015/11/26	2015/12/03
18251	SGA Societe Generale Acceptance N.V.-CLife Eu Wt Dec 2015 B	2015/11/26	2015/12/03
20895	SGA Societe Generale Acceptance N.V.-CLife Eu Wt Dec 2015 C	2015/11/26	2015/12/03
21959	SGA Societe Generale Acceptance N.V.-CLife Eu Wt Dec 2015 D	2015/11/26	2015/12/03
20167	SGA Societe Generale Acceptance N.V.-MGM China Eu Wt Dec15A	2015/11/26	2015/12/03
21583	SGA Societe Generale Acceptance N.V.-Ping An Eu Wt Dec 15 A	2015/11/26	2015/12/03
15229	SGA Societe Generale Acceptance N.V.-Galaxy Ent Eu Wt Dec15A	2015/11/26	2015/12/03
22100	SGA Societe Generale Acceptance N.V.-Galaxy Ent Eu Wt Dec15B	2015/11/26	2015/12/03
20440	SGA Societe Generale Acceptance N.V.-ZTE Eu Wt Dec 2015 B	2015/11/26	2015/12/03
20894	SGA Societe Generale Acceptance N.V-Anhui Conch Eu Wt Dec15A	2015/11/26	2015/12/03
11545	SGA Societe Generale Acceptance N.V-Belle Int'l Eu Wt Dec15A	2015/11/26	2015/12/03
20896	SGA Societe Generale Acceptance N.V-Ch Oilfield Eu Wt Dec15A	2015/11/26	2015/12/03
20597	SGA Societe Generale Acceptance N.V-Haitong Sec Eu Wt Dec15A	2015/11/26	2015/12/03
21210	SGA Societe Generale Acceptance N.V-HS H-SHARE Eu Wts Dec15A	2015/11/26	2015/12/03
21510	SGA Societe Generale Acceptance N.V-HS H-SHARE Eu Wts Dec15B	2015/11/26	2015/12/03
17442	SGA Societe Generale Acceptance N.V-Tencent Eu Put Wt Dec15B	2015/11/26	2015/12/03
21772	SGA Societe Generale Acceptance NV-Ch Ship Cont Eu Wt Dec15A	2015/11/26	2015/12/03
22012	SGA Societe Generale Acceptance NV-Chi Res Land Eu Wt Dec15A	2015/11/26	2015/12/03
19806	SGA Societe Generale Acceptance NV-CSOP A50 ETF Eu Wt Dec15B	2015/11/26	2015/12/03
21506	SGA Societe Generale Acceptance NV-CSOP A50 ETF Eu Wt Dec15C	2015/11/26	2015/12/03
18693	SGA Societe Generale Acceptance NV-CSOP A50 Eu Put Wt Dec15A	2015/11/26	2015/12/03
21314	SGA Societe Generale Acceptance NV-Yanzhou Coal Eu Wt Dec15A	2015/11/26	2015/12/03
25786	Standard Chartered Bank – A50 China Euro Warrants Dec 2015 A	2015/11/26	2015/12/03
21373	Standard Chartered Bank – BOCL European Warrants Dec 2015 A	2015/11/26	2015/12/03
19192	Standard Chartered Bank – CM Bank European Wts Dec 2015 A	2015/11/26	2015/12/03
18843	Standard Chartered Bank – CSOP A50 ETF Eu Put Wts Dec 2015 B	2015/11/26	2015/12/03
19280	Standard Chartered Bank – Wharf European Warrants Dec 2015 A	2015/11/26	2015/12/03
22527	UBS AG – China Cinda European Warrants Dec 2015 A	2015/11/26	2015/12/03
22783	UBS AG – China Mobile European Warrants Dec 2015 A	2015/11/26	2015/12/03
23553	UBS AG – HKEx European Warrants Dec 2015 J	2015/11/26	2015/12/03
21991	BNP Paribas Arbit Issu B.V. – CSOP A50 ETF Eu Wts Dec 2015 A	2015/11/27	2015/12/04
22174	BOCI Asia Ltd. – SHK Ppt European Warrants Dec 2015 A	2015/11/27	2015/12/04
18049	Daiwa Capital Mkt – CSOP A50 ETF European Wts Dec 2015 B	2015/11/27	2015/12/04
22512	Goldman Sachs SP (Asia) – A50 China European Wts Dec 2015 C	2015/11/27	2015/12/04
22513	Goldman Sachs SP (Asia) – A50 China European Wts Dec 2015 D	2015/11/27	2015/12/04
22329	Goldman Sachs SP (Asia) – BOCL European Warrants Dec 2015 B	2015/11/27	2015/12/04
22327	Goldman Sachs SP (Asia) – CC Bank European Wts Dec 2015 A	2015/11/27	2015/12/04
22511	Goldman Sachs SP (Asia) – CSOP A50 ETF Euro Wts Dec 2015 A	2015/11/27	2015/12/04
22328	Goldman Sachs Sp (Asia) – ICBC European Warrants Dec 2015 B	2015/11/27	2015/12/04
22652	HK Bank – CSOP A50 ETF European Warrants Dec 2015 B	2015/11/27	2015/12/04
22540	HK Bank – PetroChina European Warrants Dec 2015 A	2015/11/27	2015/12/04
22536	HK Bank – Ping An European Warrants Dec 2015 C	2015/11/27	2015/12/04
22530	J P Morgan SP BV – A50 China European Warrants Dec 2015 D	2015/11/27	2015/12/04
29932	J P Morgan SP BV – China Life European Warrants Dec 2015 A	2015/11/27	2015/12/04
29933	J P Morgan SP BV – HKEx European Warrants Dec 2015 A	2015/11/27	2015/12/04
26056	Nomura Int'l plc – Zhejiangexpress European Wts Dec 2017 A	2015/12/03	2015/12/04
22742	SGA Societe Generale Acceptance N.V. – BOCOM Eu Wt Dec 2015A	2015/11/27	2015/12/04
22119	SGA Societe Generale Acceptance N.V. – Ch Mob Eu Wt Dec 15 A	2015/11/27	2015/12/04
24235	SGA Societe Generale Acceptance N.V. – Ch Mob Eu Wt Dec 15 B	2015/11/27	2015/12/04
22260	SGA Societe Generale Acceptance N.V. – CP&CC Eu Wt Dec 2015B	2015/11/27	2015/12/04
22433	SGA Societe Generale Acceptance N.V. – HKEx Eu Put Wt Dec15H	2015/11/27	2015/12/04
22429	SGA Societe Generale Acceptance N.V. – HKEx Eu Wt Dec 2015 G	2015/11/27	2015/12/04
22455	SGA Societe Generale Acceptance N.V. – HKEx Eu Wt Dec 2015 I	2015/11/27	2015/12/04
23025	SGA Societe Generale Acceptance N.V. – Petch Eu Wt Dec 2015B	2015/11/27	2015/12/04
22140	SGA Societe Generale Acceptance N.V.-CITIC Sec Eu Wt Dec15A	2015/11/27	2015/12/04
22550	SGA Societe Generale Acceptance N.V.-CLife Eu Wt Dec 2015 E	2015/11/27	2015/12/04
22120	SGA Societe Generale Acceptance N.V.-Ping An Eu Wt Dec 15 B	2015/11/27	2015/12/04
22463	SGA Societe Generale Acceptance N.V.-Ping An Eu Wt Dec 15 C	2015/11/27	2015/12/04
22468	SGA Societe Generale Acceptance N.V.-Ping An Eu Wt Dec 15 D	2015/11/27	2015/12/04
22146	SGA Societe Generale Acceptance N.V.-Tencent Eu Wt Dec 15 C	2015/11/27	2015/12/04
22379	SGA Societe Generale Acceptance N.V.-CAM CSI300 Eu Wt Dec15A	2015/11/27	2015/12/04
22344	SGA Societe Generale Acceptance N.V.-Fosun Intl Eu Wt Dec15A	2015/11/27	2015/12/04
22458	SGA Societe Generale Acceptance N.V.-Galaxy Eu Put Wt Dec15C	2015/11/27	2015/12/04
22143	SGA Societe Generale Acceptance N.V-HS H-SHARE Eu Wts Dec15C	2015/11/27	2015/12/04
22144	SGA Societe Generale Acceptance N.V-HS H-SHARE Eu Wts Dec15D	2015/11/27	2015/12/04
22470	SGA Societe Generale Acceptance N.V-Ping An Eu Wt Dec15E	2015/11/27	2015/12/04
22607	SGA Societe Generale Acceptance N.V-Sands China Eu Wt Dec15A	2015/11/27	2015/12/04
22428	SGA Societe Generale Acceptance NV-CSOP A50 ETF Eu Wt Dec15D	2015/11/27	2015/12/04
22566	Standard Chartered Bank – CAM CSI300 European Wts Dec 2015 B	2015/11/27	2015/12/04
19495	Standard Chartered Bank – Ping An European Wts Dec 2015 B	2015/11/27	2015/12/04
25773	Standard Chartered Bank -Kingsoft European Wts Dec 2015 A	2015/11/27	2015/12/04
21900	Bank of East Asia – Yanzhou Coal European Wts Dec 2015 A	2015/11/30	2015/12/07

List of expired derivative warrants, 2015 (continued)

Code	Warrant	Last trading date	Delisted date
21094	Standard Chartered Bank – AIA European Warrants Dec 2015 A	2015/11/30	2015/12/07
19699	Standard Chartered Bank – CGS European Warrants Dec 2015 B	2015/11/30	2015/12/07
21500	Bank of East Asia – HKEx European Warrants Dec 2015 A	2015/12/01	2015/12/08
21178	BOCI Asia Ltd. – CC Bank European Warrants Dec 2015 A	2015/12/01	2015/12/08
22179	BOCI Asia Ltd. – China Cinda European Warrants Dec 2015 A	2015/12/01	2015/12/08
22438	BOCI Asia Ltd. – China Mobile European Warrants Dec 2015 A	2015/12/01	2015/12/08
20453	BOCI Asia Ltd. – Haitong Sec European Warrants Dec 2015 A	2015/12/01	2015/12/08
17043	BOCI Asia Ltd. – HKEx European Warrants Dec 2015 C	2015/12/01	2015/12/08
20637	BOCI Asia Ltd. – Kingsoft European Warrants Dec 2015 A	2015/12/01	2015/12/08
20820	BOCI Asia Ltd. – PetroChina European Warrants Dec 2015 A	2015/12/01	2015/12/08
22547	Credit Suisse AG – CAM CSI300 European Warrants Dec 2015 A	2015/12/01	2015/12/08
22523	Credit Suisse AG – China Life European Warrants Dec 2015 A	2015/12/01	2015/12/08
22841	Credit Suisse AG – CITIC Sec European Warrants Dec 2015 A	2015/12/01	2015/12/08
22972	Credit Suisse AG – CKP European Warrants Dec 2015 C	2015/12/01	2015/12/08
22469	Credit Suisse AG – CRCC European Warrants Dec 2015 B	2015/12/01	2015/12/08
22577	Credit Suisse AG – Guotai Junani European Warrants Dec 2015 A	2015/12/01	2015/12/08
22453	Credit Suisse AG – HKEx European Put Warrants Dec 2015 G	2015/12/01	2015/12/08
22452	Credit Suisse AG – HKEx European Warrants Dec 2015 F	2015/12/01	2015/12/08
22521	Credit Suisse AG – Ping An European Warrants Dec 2015 B	2015/12/01	2015/12/08
20487	Goldman Sachs SP (Asia) – Shanghai Ind Euro Wts Dec 2015 A	2015/12/01	2015/12/08
20490	Goldman Sachs SP (Asia) – Sunny Optical Euro Wts Dec 2015 A	2015/12/01	2015/12/08
20545	J P Morgan SP BV – Chi Res Land European Warrants Dec 2015 C	2015/12/01	2015/12/08
24540	Macquarie Bank Ltd. – HSBC European Warrants Dec 2015 A	2015/12/01	2015/12/08
21768	Standard Chartered Bank – BankComm European Warrants Dec 2015 A	2015/12/01	2015/12/08
22564	Standard Chartered Bank – CAM CSI300 European Wts Dec 2015 A	2015/12/01	2015/12/08
19869	Standard Chartered Bank – China Unicom Euro Wts Dec 2015 B	2015/12/01	2015/12/08
21227	Standard Chartered Bank – HKEx European Warrants Dec 2015 D	2015/12/01	2015/12/08
12536	Standard Chartered Bank – HSBC European Warrants Dec 2015	2015/12/01	2015/12/08
20995	Standard Chartered Bank – Tencent Hldg Eu Put Wts Dec 2015 D	2015/12/01	2015/12/08
22544	Standard Chartered Bank – Zijin Mining Euro Wts Dec 2015 A	2015/12/01	2015/12/08
22479	UBS AG – A50 China European Warrants Dec 2015 C	2015/12/01	2015/12/08
22478	UBS AG – CSOP A50 ETF European Warrants Dec 2015 B	2015/12/01	2015/12/08
21984	UBS AG – Evergrande European Warrants Dec 2015 C	2015/12/01	2015/12/08
23678	UBS AG – Haitong Sec European Warrants Dec 2015 C	2015/12/01	2015/12/08
22475	UBS AG – HKEx European Warrants Dec 2015 I	2015/12/01	2015/12/08
21717	Bank of East Asia – AIA European Warrants Dec 2015 A	2015/12/02	2015/12/09
22721	BOCI Asia Ltd. – Ping An European Warrants Dec 2015 C	2015/12/02	2015/12/09
18596	Credit Suisse AG – CSOP A50 ETF European Warrants Dec 2015 A	2015/12/02	2015/12/09
18228	Daiwa Capital Mkt – A50 China European Warrants Dec 2015 A	2015/12/02	2015/12/09
22616	Goldman Sachs SP (Asia) – CAM CSI300 European Wts Dec 2015 B	2015/12/02	2015/12/09
18639	HK Bank – CSOP A50 ETF European Warrants Dec 2015 D	2015/12/02	2015/12/09
29914	UBS AG – China Life European Warrants Dec 2015 B	2015/12/02	2015/12/09
22480	UBS AG – China Life European Warrants Dec 2015 F	2015/12/02	2015/12/09
22631	UBS AG – Galaxy Ent European Put Warrants Dec 2015 D	2015/12/02	2015/12/09
20203	UBS AG – HSBC European Put Warrants Dec 2015 A	2015/12/02	2015/12/09
22275	UBS AG – Ping An European Warrants Dec 2015 B	2015/12/02	2015/12/09
22584	UBS AG – Sands China European Warrants Dec 2015 B	2015/12/02	2015/12/09
13324	Bank of East Asia – CGS European Warrants Dec 2015 A	2015/12/03	2015/12/10
19634	Bank of East Asia – Tencent Holdings European Put Wts Dec 2015 A	2015/12/03	2015/12/10
22173	BOCI Asia Ltd. – HSBC European Warrants Dec 2015 B	2015/12/03	2015/12/10
18738	Credit Suisse AG – ZTE European Warrants Dec 2015 A	2015/12/03	2015/12/10
22669	Goldman Sachs SP (Asia) – HKEx European Warrants Dec 2015 K	2015/12/03	2015/12/10
16114	HK Bank – CGS European Warrants Dec 2015 A	2015/12/03	2015/12/10
20667	J P Morgan SP BV – ZTE European Warrants Dec 2015 A	2015/12/03	2015/12/10
18695	SGA Societe Generale Acceptance N.V.-ZTE Eu Wt Dec 2015 A	2015/12/03	2015/12/10
22678	Standard Chartered Bank – Evergrande European Wts Dec 2015 A	2015/12/03	2015/12/10
22365	Bank of East Asia – CSOP A50 ETF European Wts Dec 2015 A	2015/12/04	2015/12/11
26770	HK Bank – CSOP A50 ETF European Warrants Dec 2015 C	2015/12/04	2015/12/11
22764	J P Morgan SP BV – CKP European Warrants Dec 2015 A	2015/12/04	2015/12/11
21747	Standard Chartered Bank – China Railway Euro Wts Dec 2015 B	2015/12/04	2015/12/11
22759	Standard Chartered Bank – CKH European Warrants Dec 2015 C	2015/12/04	2015/12/11
22758	Standard Chartered Bank – CKP European Warrants Dec 2015 A	2015/12/04	2015/12/11
22779	UBS AG – CKH European Warrants Dec 2015 C	2015/12/04	2015/12/11
23659	Credit Suisse AG – China Life European Warrants Dec 2015 B	2015/12/07	2015/12/14
23512	Credit Suisse AG – CITIC Bank European Warrants Dec 2015 A	2015/12/07	2015/12/14
10335	J P Morgan SP BV – N225 Index Euro Wts Dec 2015 A	2015/12/07	2015/12/14
10344	J P Morgan SP BV – N225 Index Euro Wts Dec 2015 B	2015/12/07	2015/12/14
19480	J P Morgan SP BV – Tencent European Put Warrants Dec 2015 D	2015/12/07	2015/12/14
10338	SGA Societe Generale Acceptance NV-N225 Eu Put Wt Dec 2015 B	2015/12/07	2015/12/14
10347	SGA Societe Generale Acceptance NV-N225 Eu Put Wt Dec 2015 D	2015/12/07	2015/12/14
10337	SGA Societe Generale Acceptance NV-Nikkei 225 Eu Wt Dec 15 A	2015/12/07	2015/12/14
10346	SGA Societe Generale Acceptance NV-Nikkei 225 Eu Wt Dec 15 C	2015/12/07	2015/12/14
11876	Standard Chartered Bank – AIA European Warrants Mar 2016 A	2015/12/11	2015/12/14
24520	Standard Chartered Bank – CAM CSI300 European Wts Mar 2016 A	2015/12/11	2015/12/14
26158	Standard Chartered Bank – China Mobile Euro Wts Feb 2016 A	2015/12/11	2015/12/14
22708	Standard Chartered Bank – CM Bank European Wts Mar 2016 A	2015/12/11	2015/12/14
16425	Standard Chartered Bank – CNOOC European Put Wts Jun 2016 A	2015/12/11	2015/12/14
12662	Standard Chartered Bank – CNOOC European Warrants Jul 2016 A	2015/12/11	2015/12/14
26294	Standard Chartered Bank – HKEx European Warrants Apr 2016 B	2015/12/11	2015/12/14
21370	Standard Chartered Bank – HKEx European Warrants Dec 2015 E	2015/12/07	2015/12/14
25286	Standard Chartered Bank – HSCEI European Put Wts Mar 2016 B	2015/12/11	2015/12/14
27495	Standard Chartered Bank – HSCEI European Warrants Mar 2016 C	2015/12/11	2015/12/14
11672	Standard Chartered Bank – HSI European Put Wts Feb 2016 A	2015/12/11	2015/12/14
24194	Standard Chartered Bank – HSI European Warrants Jan 2016 A	2015/12/11	2015/12/14
27859	Standard Chartered Bank – Sinopec Corp Euro Wts Mar 2016 C	2015/12/11	2015/12/14
22635	UBS AG – CGS European Warrants Dec 2015 A	2015/12/07	2015/12/14
23283	UBS AG – CITIC Bank European Warrants Dec 2015 B	2015/12/07	2015/12/14

List of expired derivative warrants, 2015 (continued)

Code	Warrant	Last trading date	Delisted date
22629	UBS AG – Galaxy Ent European Warrants Dec 2015 C	2015/12/07	2015/12/14
10315	UBS AG – Nikkei 225 European Warrants Dec 2015 A	2015/12/07	2015/12/14
10317	UBS AG – Nikkei 225 European Warrants Dec 2015 B	2015/12/07	2015/12/14
22107	UBS AG – SHK Ppt European Put Warrants Dec 2015 B	2015/12/07	2015/12/14
19089	BOCI Asia Ltd. – BOCL European Warrants Dec 2015 A	2015/12/08	2015/12/15
18299	BOCI Asia Ltd. – China Life European Warrants Dec 2015 A	2015/12/08	2015/12/15
18631	BOCI Asia Ltd. – CSOP A50 ETF European Warrants Dec 2015 B	2015/12/08	2015/12/15
23265	BOCI Asia Ltd. – Galaxy Ent European Put Warrants Dec 2015 B	2015/12/08	2015/12/15
21176	BOCI Asia Ltd. – HKEx European Warrants Dec 2015 E	2015/12/08	2015/12/15
22661	Credit Suisse AG – CGN Power European Warrants Dec 2015 B	2015/12/08	2015/12/15
22698	Credit Suisse AG – Geely Auto European Warrants Dec 2015 B	2015/12/08	2015/12/15
21841	Credit Suisse AG – HSBC European Wts Dec 2015 B	2015/12/08	2015/12/15
22753	Credit Suisse AG – PetroChina European Warrants Dec 2015 A	2015/12/08	2015/12/15
22324	Credit Suisse AG – Sinopec Corp European Warrants Dec 2015 B	2015/12/08	2015/12/15
15898	Credit Suisse AG – Tencent Holdings European Wts Dec 2015 A	2015/12/08	2015/12/15
22819	Goldman Sachs SP (Asia) – CKP European Warrants Dec 2015 B	2015/12/08	2015/12/15
19194	Goldman Sachs SP (Asia) – Tencent European Wt Dec 2015 B	2015/12/08	2015/12/15
15622	HK Bank – Tencent European Warrants Dec 2015 B	2015/12/08	2015/12/15
21787	J P Morgan SP BV – HSBC European Warrants Dec 2015 A	2015/12/08	2015/12/15
21407	Macquarie Bank Ltd. – China Gas Hold Euro Wts Dec 2015 A	2015/12/08	2015/12/15
22228	Standard Chartered Bank – China Coal European Wts Dec 2015 A	2015/12/08	2015/12/15
21942	Standard Chartered Bank – CITIC Sec European Wts Dec 2015 A	2015/12/08	2015/12/15
17715	Standard Chartered Bank – CKH European Warrants Dec 2015 A	2015/12/08	2015/12/15
16974	Standard Chartered Bank – CSOP A50 ETF Euro Wts Dec 2015 A	2015/12/08	2015/12/15
21943	Standard Chartered Bank – Haitong Sec Euro Wts Dec 2015 C	2015/12/08	2015/12/15
22677	Standard Chartered Bank – HS H-SHARE European Wts Dec 2015 A	2015/12/08	2015/12/15
20686	Standard Chartered Bank – Tencent Hldg Euro Wts Dec 2015 C	2015/12/08	2015/12/15
21756	UBS AG – AIA European Warrants Dec 2015 B	2015/12/08	2015/12/15
21161	UBS AG – BOCL European Warrants Dec 2015 A	2015/12/08	2015/12/15
22398	UBS AG – BYD European Warrants Dec 2015 A	2015/12/08	2015/12/15
21269	UBS AG – CC Bank European Put Warrants Dec 2015 D	2015/12/08	2015/12/15
21146	UBS AG – CC Bank European Warrants Dec 2015 A	2015/12/08	2015/12/15
19331	UBS AG – Chi Res Land European Warrants Dec 2015 B	2015/12/08	2015/12/15
21952	UBS AG – China Coal European Warrants Dec 2015 B	2015/12/08	2015/12/15
21030	UBS AG – China National Building European Wts Dec 2015 A	2015/12/08	2015/12/15
20041	UBS AG – CITIC Bank European Warrants Dec 2015 A	2015/12/08	2015/12/15
13756	UBS AG – CITIC European Warrants Dec 2015 B	2015/12/08	2015/12/15
20118	UBS AG – Evergrande European Warrants Dec 2015 A	2015/12/08	2015/12/15
22037	UBS AG – Fosun Intl European Warrants Dec 2015 A	2015/12/08	2015/12/15
21134	UBS AG – HKEx European Put Warrants Dec 2015 F	2015/12/08	2015/12/15
21149	UBS AG – HKEx European Warrants Dec 2015 G	2015/12/08	2015/12/15
20645	UBS AG – HSBC European Warrants Dec 2015 B	2015/12/08	2015/12/15
21031	UBS AG – ICBC European Warrants Dec 2015 A	2015/12/08	2015/12/15
22628	UBS AG – Sands China European Put Warrants Dec 2015 D	2015/12/08	2015/12/15
22396	UBS AG – SFCE European Warrants Dec 2015 B	2015/12/08	2015/12/15
22029	UBS AG – Shimao Property European Warrants Dec 2015 A	2015/12/08	2015/12/15
22026	UBS AG – SHK Ppt European Warrants Dec 2015 A	2015/12/08	2015/12/15
21274	UBS AG – Sinopec Corp European Warrants Dec 2015 B	2015/12/08	2015/12/15
15644	UBS AG – Tencent Holdings European Warrants Dec 2015 B	2015/12/08	2015/12/15
22881	Credit Suisse AG – CC Bank European Warrants Dec 2015 B	2015/12/09	2015/12/16
18237	Daiwa Capital Mkt – CNOOC European Put Warrants Dec 2015 A	2015/12/09	2015/12/16
18372	Daiwa Capital Mkt – CSOP A50 ETF European Wts Dec 2015 C	2015/12/09	2015/12/16
13660	HK Bank – Lenovo European Warrants Dec 2015 A	2015/12/09	2015/12/16
14273	Standard Chartered Bank – Lenovo European Wts Dec 2015 A	2015/12/09	2015/12/16
23140	UBS AG – China Life European Warrants Dec 2015 H	2015/12/09	2015/12/16
13747	UBS AG – Lenovo European Warrants Dec 2015 A	2015/12/09	2015/12/16
21293	Macquarie Bank Ltd. – Goldwind European Warrants Dec 2015 A	2015/12/10	2015/12/17
19738	Macquarie Bank Ltd. – Haier Elec European Wts Dec 2015 A	2015/12/10	2015/12/17
20087	Macquarie Bank Ltd. – Hanergy TFP European Warrants Dec 15 A	2015/12/10	2015/12/17
20467	Macquarie Bank Ltd. – Kingdee Int'l European Wts Dec 2015 A	2015/12/10	2015/12/17
21216	Macquarie Bank Ltd. – Kingdee Int'l European Wts Dec 2015 B	2015/12/10	2015/12/17
17386	Macquarie Bank Ltd. – ZTE European Warrants Dec 2015 A	2015/12/10	2015/12/17
22908	UBS AG – China Shenhua European Warrants Dec 2015 A	2015/12/10	2015/12/17
10305	BNP Paribas Arbit Issu B.V. – Gold European Put Wts Dec 15 B	2015/12/11	2015/12/18
10304	BNP Paribas Arbit Issu B.V. – Gold European Wts Dec 2015 A	2015/12/11	2015/12/18
18098	BOCI Asia Ltd. – CSOP A50 ETF European Warrants Dec 2015 A	2015/12/11	2015/12/18
17616	Macquarie Bank Ltd. – HKEx European Warrants Dec 2015 A	2015/12/11	2015/12/18
17587	Standard Chartered Bank – HKEx European Warrants Dec 2015 B	2015/12/11	2015/12/18
22917	Standard Chartered Bank – YZ Coal European Wts Dec 2015 B	2015/12/11	2015/12/18
22930	UBS AG – China Tel European Warrants Dec 2015 A	2015/12/11	2015/12/18
10329	BNP Paribas Arbit Issu B.V. – EUR/USD Euro Put Wt Dec 2015 B	2015/12/14	2015/12/21
10342	BNP Paribas Arbit Issu B.V. – EUR/USD Euro Put Wt Dec 2015 C	2015/12/14	2015/12/21
10328	BNP Paribas Arbit Issu B.V. – EUR/USD Euro Wts Dec 2015 A	2015/12/14	2015/12/21
10343	BNP Paribas Arbit Issu B.V. – EUR/USD Euro Wts Dec 2015 D	2015/12/14	2015/12/21
10331	BNP Paribas Arbit Issu B.V. – USD/YEN Eur Put Wts Dec 2015 B	2015/12/14	2015/12/21
10330	BNP Paribas Arbit Issu B.V. – USD/YEN Euro Wts Dec 2015 A	2015/12/14	2015/12/21
10333	BNP Paribas Arbit Issu B.V. – AUD/USD Euro Put Wts Dec 2015 B	2015/12/14	2015/12/21
10332	BNP Paribas Arbit Issu B.V. – AUD/USD European Wts Dec 2015 A	2015/12/14	2015/12/21
20810	BOCI Asia Ltd. – HKEx European Warrants Dec 2015 D	2015/12/14	2015/12/21
13503	Citigroup Global Mkt H Inc. – Galaxy Ent Euro Wts Dec 2015 A	2015/12/14	2015/12/21
16547	Citigroup Global Mkt H Inc. – Tencent European Wts Dec 2015 B	2015/12/14	2015/12/21
18411	Daiwa Capital Mkt – Tencent Holdings Euro Put Wts Dec 2015 A	2015/12/14	2015/12/21
22864	Goldman Sachs SP (Asia) – CITIC Bank European Wts Dec 2015 A	2015/12/14	2015/12/21
22874	Goldman Sachs SP (Asia) – Kingsoft European Wts Dec 2015 A	2015/12/14	2015/12/21
17689	J P Morgan SP BV – Tencent European Warrants Dec 2015 C	2015/12/14	2015/12/21
28687	Nomura Int'l plc – Chow Tai Fook European Wts Dec 2015 A	2015/12/14	2015/12/21
27544	Nomura Int'l plc – Renhe Comm European Warrants Dec 2015 A	2015/12/14	2015/12/21

List of expired derivative warrants, 2015 (continued)

Code	Warrant	Last trading date	Delisted date
16157	Nomura Int'l plc – SMIC European Warrants Dec 2015 B	2015/12/14	2015/12/21
17310	Standard Chartered Bank – China Vanke European Wts Dec15A	2015/12/14	2015/12/21
19693	Standard Chartered Bank – CRRC European Warrants Dec 2015 A	2015/12/14	2015/12/21
16864	Standard Chartered Bank – HKEx European Warrants Dec 2015 A	2015/12/14	2015/12/21
18463	Standard Chartered Bank – Tencent Hldg Euro Wts Dec 2015 B	2015/12/14	2015/12/21
19856	Standard Chartered Bank -YZ Coal European Wts Dec 2015 A	2015/12/14	2015/12/21
17856	Standard Chartered Bank-China Life European Wts Dec 2015 C	2015/12/14	2015/12/21
22780	UBS AG – CKH European Warrants Dec 2015 D	2015/12/14	2015/12/21
22772	UBS AG – CKP European Warrants Dec 2015 A	2015/12/14	2015/12/21
21968	Bank of East Asia – CITIC European Warrants Dec 2015 B	2015/12/15	2015/12/22
20814	BOCI Asia Ltd. – AIA European Warrants Dec 2015 A	2015/12/15	2015/12/22
24838	BOCI Asia Ltd. – CKH European Warrants Dec 2015 A	2015/12/15	2015/12/22
21362	BOCI Asia Ltd. – Haitong Sec European Warrants Dec 2015 B	2015/12/15	2015/12/22
22362	BOCI Asia Ltd. – Sands China European Warrants Dec 2015 A	2015/12/15	2015/12/22
18356	BOCI Asia Ltd. – Tencent Holdings European Wts Dec 2015 B	2015/12/15	2015/12/22
14337	Citigroup Global Mkt H Inc. -Tencent European Wts Dec 2015 A	2015/12/15	2015/12/22
20599	Credit Suisse – Shanghai Electric European Warrants Dec 15 A	2015/12/15	2015/12/22
16132	Credit Suisse – SMIC European Warrants Dec 2015 A	2015/12/15	2015/12/22
15627	Credit Suisse AG – HKEx European Warrants Dec 2015 B	2015/12/15	2015/12/22
20488	Goldman Sachs SP (Asia) – China Gas European Wts Dec 2015 A	2015/12/15	2015/12/22
16965	Goldman Sachs SP (Asia) – HKEx European Warrants Dec 2015 C	2015/12/15	2015/12/22
21434	HK Bank – CSOP A50 ETF European Warrants Dec 2015 A	2015/12/15	2015/12/22
16615	HK Bank – Tencent European Warrants Dec 2015 C	2015/12/15	2015/12/22
16135	J P Morgan SP BV – SMIC European Wts Dec 2015 A	2015/12/15	2015/12/22
21725	Standard Chartered Bank – Angang Steel European Wts Dec 15 A	2015/12/15	2015/12/22
22110	Standard Chartered Bank – Ch Comm Cons Eur Wts Dec 2015 B	2015/12/15	2015/12/22
22172	Standard Chartered Bank – CITIC European Warrants Dec 2015 C	2015/12/15	2015/12/22
21287	Standard Chartered Bank -Fosun Intl European Warrants Dec15A	2015/12/15	2015/12/22
22785	UBS AG – BYD European Warrants Dec 2015 B	2015/12/15	2015/12/22
21268	UBS AG – CC Bank European Warrants Dec 2015 C	2015/12/15	2015/12/22
20919	UBS AG – Ch Comm Cons European Warrants Dec 2015 B	2015/12/15	2015/12/22
17931	UBS AG – CHALCO European Warrants Dec 2015 A	2015/12/15	2015/12/22
21894	UBS AG – Chi Res Land European Warrants Dec 2015 C	2015/12/15	2015/12/22
21327	UBS AG – China Coal European Warrants Dec 2015 A	2015/12/15	2015/12/22
18003	UBS AG – China Gas Hold European Warrants Dec 2015 A	2015/12/15	2015/12/22
20920	UBS AG – China Life European Put Warrants Dec 2015 D	2015/12/15	2015/12/22
20253	UBS AG – China Overseas European Warrants Dec 2015 A	2015/12/15	2015/12/22
21558	UBS AG – China Overseas European Warrants Dec 2015 B	2015/12/15	2015/12/22
22339	UBS AG – CITIC Sec European Warrants Dec 2015 A	2015/12/15	2015/12/22
21429	UBS AG – Galaxy Ent European Warrants Dec 2015 A	2015/12/15	2015/12/22
20089	UBS AG – GCL-Poly Energy European Warrants Dec 2015 A	2015/12/15	2015/12/22
22191	UBS AG – Gome European Warrants Dec 2015 B	2015/12/15	2015/12/22
20753	UBS AG – Haitong Sec European Warrants Dec 2015 A	2015/12/15	2015/12/22
20915	UBS AG – HKEx European Put Warrants Dec 2015 E	2015/12/15	2015/12/22
20560	UBS AG – HKEx European Warrants Dec 2015 C	2015/12/15	2015/12/22
21265	UBS AG – HSBC European Warrants Dec 2015 C	2015/12/15	2015/12/22
22157	UBS AG – HSBC European Warrants Dec 2015 D	2015/12/15	2015/12/22
22481	UBS AG – ICBC European Warrants Dec 2015 B	2015/12/15	2015/12/22
20423	UBS AG – Kingsoft European Warrants Dec 2015 A	2015/12/15	2015/12/22
20918	UBS AG – Lenovo European Warrants Dec 2015 B	2015/12/15	2015/12/22
21564	UBS AG – Sands China European Warrants Dec 2015 A	2015/12/15	2015/12/22
17295	UBS AG – SFCE European Warrants Dec 2015 A	2015/12/15	2015/12/22
22218	UBS AG – Wanda Comm European Warrants Dec 2015 A	2015/12/15	2015/12/22
21328	UBS AG – Zijin Mining European Warrants Dec 2015 B	2015/12/15	2015/12/22
13234	Bank of East Asia – Lenovo European Warrants Dec 2015 A	2015/12/16	2015/12/23
21623	Bank of East Asia – BOCL European Warrants Dec 2015 A	2015/12/16	2015/12/23
20567	Bank of East Asia – CNOOC European Put Warrants Dec 2015 A	2015/12/16	2015/12/23
23702	BOCI Asia Ltd. – Ping An European Warrants Dec 2015 D	2015/12/16	2015/12/23
27212	BOCI Asia Ltd. -Tencent Holdings European Put Wts Dec 2015 A	2015/12/16	2015/12/23
17772	Credit Suisse AG – Agricultural Bank European Wts Dec 2015 A	2015/12/16	2015/12/23
16622	Credit Suisse AG – Tencent Holdings Euro Put Wts Dec 2015 C	2015/12/16	2015/12/23
17203	HK Bank – Haitong Sec European Warrants Dec 2015 A	2015/12/16	2015/12/23
25900	HK Bank – Tencent European Put Warrants Dec 2015 A	2015/12/16	2015/12/23
20003	Macquarie Bank Ltd. – CMS European Warrants Dec 2015 A	2015/12/16	2015/12/23
17364	Standard Chartered Bank – BOC HK European Wts Dec 2015 A	2015/12/16	2015/12/23
17496	Standard Chartered Bank – Haitong Sec Euro Wts Dec 2015 A	2015/12/16	2015/12/23
20989	Standard Chartered Bank – Henganintl European Wts Dec 2015 A	2015/12/16	2015/12/23
21640	Standard Chartered Bank-China Life European Wts Dec 2015 D	2015/12/16	2015/12/23
18064	UBS AG – Agricultural Bank European Warrants Dec 2015 A	2015/12/16	2015/12/23
23290	UBS AG – BankComm European Warrants Dec 2015 A	2015/12/16	2015/12/23
19996	UBS AG – Ch Comm Cons European Warrants Dec 2015 A	2015/12/16	2015/12/23
23832	UBS AG – China Mobile European Warrants Dec 2015 C	2015/12/16	2015/12/23
27790	UBS AG – Tencent Holdings European Put Warrants Dec 2015 A	2015/12/16	2015/12/23
23699	BOCI Asia Ltd. – China Mobile European Warrants Dec 2015 B	2015/12/17	2015/12/24
15328	BOCI Asia Ltd. – HKEx European Warrants Dec 2015 A	2015/12/17	2015/12/24
13615	Citigroup Global Mkt H Inc. – HKEx European Wts Dec 2015 A	2015/12/17	2015/12/24
13556	Credit Suisse AG – Ping An European Warrants Dec 2015 A	2015/12/17	2015/12/24
18441	HK Bank – CNOOC European Warrants Dec 2015 A	2015/12/17	2015/12/24
14568	HK Bank – Galaxy Ent European Warrants Dec 2015 A	2015/12/17	2015/12/24
12414	J P Morgan SP BV – A50 China European Warrants Dec 2015 A	2015/12/17	2015/12/24
25095	Merrill Lynch Int'l & Co. C.V. – HKEx Euro Wts Dec 2015 A	2015/12/17	2015/12/24
19111	Standard Chartered Bank – CRCC European Warrants Dec 2015 A	2015/12/17	2015/12/24
15476	Standard Chartered Bank – Ping An European Wts Dec 2015 A	2015/12/17	2015/12/24
29461	UBS AG – A50 China European Warrants Dec 2015 A	2015/12/17	2015/12/24
19774	UBS AG – A50 China European Warrants Dec 2015 B	2015/12/17	2015/12/24
21758	UBS AG – China Life European Warrants Dec 2015 E	2015/12/17	2015/12/24
23292	UBS AG – CM Bank European Warrants Dec 2015 A	2015/12/17	2015/12/24

List of expired derivative warrants, 2015 (continued)

Code	Warrant	Last trading date	Delisted date
18326	UBS AG – CNOOC European Warrants Dec 2015 A	2015/12/17	2015/12/24
25594	UBS AG – HKEx European Warrants Dec 2015 A	2015/12/17	2015/12/24
22910	UBS AG – Link REIT European Warrants Dec 2015 A	2015/12/17	2015/12/24
23094	UBS AG – Minsheng Bank European Warrants Dec 2015 A	2015/12/17	2015/12/24
24350	UBS AG – PetroChina European Warrants Dec 2015 B	2015/12/17	2015/12/24
13276	UBS AG – Ping An European Warrants Dec 2015 A	2015/12/17	2015/12/24
15359	Bank of East Asia – New World Dev European Wts Dec 2015 A	2015/12/18	2015/12/28
23264	BOCI Asia Ltd. – Galaxy Ent European Warrants Dec 2015 A	2015/12/18	2015/12/28
18573	BOCI Asia Ltd. – Tencent Holdings European Wts Dec 2015 C	2015/12/18	2015/12/28
14066	Citigroup Global Mkt H Inc. – HKEx European Wts Dec 2015 B	2015/12/18	2015/12/28
28873	Credit Suisse AG – A50 China European Warrants Dec 2015 A	2015/12/18	2015/12/28
28878	Credit Suisse AG – HKEx European Warrants Dec 2015 A	2015/12/18	2015/12/28
25565	Goldman Sachs SP (Asia) – HKEx European Warrants Dec 2015 A	2015/12/18	2015/12/28
15912	Goldman Sachs SP (Asia) – HKEx European Warrants Dec 2015 B	2015/12/18	2015/12/28
26697	HK Bank – HKEx European Warrants Dec 2015 A	2015/12/18	2015/12/28
14605	HK Bank – PICC European Warrants Dec 2015 A	2015/12/18	2015/12/28
17353	HK Bank – SFCE European Warrants Dec 2015 A	2015/12/18	2015/12/28
23250	Standard Chartered Bank – China Mobile Euro Wts Dec 2015 A	2015/12/18	2015/12/28
23247	Standard Chartered Bank – HS H-SHARE European Wts Dec 2015 B	2015/12/18	2015/12/28
23622	Standard Chartered Bank – Sands China Euro Wts Dec 2015 A	2015/12/18	2015/12/28
16880	UBS AG – HKEx European Warrants Dec 2015 B	2015/12/18	2015/12/28
23324	UBS AG – Ping An European Warrants Dec 2015 C	2015/12/18	2015/12/28
22627	UBS AG – Sands China European Warrants Dec 2015 C	2015/12/18	2015/12/28
14116	Bank of East Asia – CITIC European Warrants Dec 2015 A	2015/12/18	2015/12/29
21498	Bank of East Asia – Ping An European Warrants Dec 2015 A	2015/12/18	2015/12/29
18096	BOCI Asia Ltd. – A50 China European Warrants Dec 2015 A	2015/12/18	2015/12/29
22318	BOCI Asia Ltd. – BOCL European Warrants Dec 2015 B	2015/12/18	2015/12/29
23704	BOCI Asia Ltd. – CAM CSI300 European Warrants Dec 2015 A	2015/12/18	2015/12/29
14784	BOCI Asia Ltd. – CKH European Warrants Dec 2015 B	2015/12/18	2015/12/29
18977	BOCI Asia Ltd. – CM Bank European Warrants Dec 2015 A	2015/12/18	2015/12/29
29973	BOCI Asia Ltd. – HKEx European Warrants Dec 2015 B	2015/12/18	2015/12/29
21175	BOCI Asia Ltd. – HSBC European Warrants Dec 2015 A	2015/12/18	2015/12/29
29041	BOCI Asia Ltd. – KECL European Warrants Dec 2015 A	2015/12/18	2015/12/29
22364	BOCI Asia Ltd. – Kingsoft European Warrants Dec 2015 B	2015/12/18	2015/12/29
23162	BOCI Asia Ltd. – PetroChina European Warrants Dec 2015 B	2015/12/18	2015/12/29
18032	BOCI Asia Ltd. – Ping An European Warrants Dec 2015 A	2015/12/18	2015/12/29
16364	BOCI Asia Ltd. – Sinopec Corp European Warrants Dec 2015 A	2015/12/18	2015/12/29
15725	BOCI Asia Ltd. – SMIC European Warrants Dec 2015 A	2015/12/18	2015/12/29
20449	BOCI Asia Ltd. – Tencent Holdings European Wts Dec 2015 D	2015/12/18	2015/12/29
14317	Credit Suisse AG – CITIC European Warrants Dec 2015 A	2015/12/18	2015/12/29
23149	Credit Suisse AG – CITIC Sec European Warrants Dec 2015 B	2015/12/18	2015/12/29
17681	Credit Suisse AG – CNOOC European Put Warrants Dec 2015 B	2015/12/18	2015/12/29
12399	Credit Suisse AG – Esprit European Warrants Dec 2015 A	2015/12/18	2015/12/29
13256	Credit Suisse AG – Galaxy Ent European Warrants Dec 2015 A	2015/12/18	2015/12/29
22323	Credit Suisse AG – Geely Auto European Warrants Dec 2015 A	2015/12/18	2015/12/29
23150	Credit Suisse AG – Haitong Sec European Warrants Dec 2015 B	2015/12/18	2015/12/29
17168	Credit Suisse AG – HKEx European Warrants Dec 2015 C	2015/12/18	2015/12/29
21312	Credit Suisse AG – HKEx European Warrants Dec 2015 D	2015/12/18	2015/12/29
21310	Credit Suisse AG – HSBC European Wts Dec 2015 A	2015/12/18	2015/12/29
15663	Credit Suisse AG – KECL European Warrants Dec 2015 A	2015/12/18	2015/12/29
23136	Credit Suisse AG – Kingsoft European Warrants Dec 2015 B	2015/12/18	2015/12/29
18338	Credit Suisse AG – PICC European Warrants Dec 2015 A	2015/12/18	2015/12/29
21871	Credit Suisse AG – PICC Group European Warrants Dec 2015 A	2015/12/18	2015/12/29
16224	Credit Suisse AG – Tencent Holdings European Wts Dec 2015 B	2015/12/18	2015/12/29
18881	Credit Suisse AG – Tencent Holdings European Wts Dec 2015 D	2015/12/18	2015/12/29
28988	Credit Suisse AG – Zoomlion European Warrants Dec 2015 A	2015/12/18	2015/12/29
19754	Goldman Sachs SP (Asia) – Ch South Air European Wts Dec15A	2015/12/18	2015/12/29
19756	Goldman Sachs SP (Asia) – China Travel HK European Wt Dec15A	2015/12/18	2015/12/29
19755	Goldman Sachs SP (Asia) – Goldwind European Warrants Dec15 A	2015/12/18	2015/12/29
23130	Goldman Sachs SP (Asia) – HSBC European Warrants Dec15 B	2015/12/18	2015/12/29
17709	Goldman Sachs SP (Asia) – Tencent European Wt Dec 2015 A	2015/12/18	2015/12/29
23131	Goldman Sachs SP (Asia) – Tencent European Wt Dec 2015 C	2015/12/18	2015/12/29
19399	HK Bank – A50 China European Warrants Dec 2015 B	2015/12/18	2015/12/29
15990	HK Bank – China Life European Warrants Dec 2015 A	2015/12/18	2015/12/29
24473	HK Bank – China Life European Warrants Dec 2015 D	2015/12/18	2015/12/29
14302	HK Bank – CITIC European Warrants Dec 2015 A	2015/12/18	2015/12/29
29205	HK Bank – CITIC European Warrants Dec 2015 B	2015/12/18	2015/12/29
16116	HK Bank – PICC European Warrants Dec 2015 B	2015/12/18	2015/12/29
23857	HK Bank – Zoomlion European Warrants Dec 2015 A	2015/12/18	2015/12/29
17612	J P Morgan SP BV – Tencent European Warrants Dec 2015 B	2015/12/18	2015/12/29
13149	J P Morgan SP BV – Zoomlion European Warrants Dec 2015 A	2015/12/18	2015/12/29
23604	Macquarie Bank Ltd. – Zoomlion European Warrants Dec 2015 A	2015/12/18	2015/12/29
14555	Nomura Int'l plc – CSPC Pharma European Warrants Dec 2015 A	2015/12/18	2015/12/29
16141	Nomura Int'l plc – Shenzhen Int'l European Wts Dec 2015 A	2015/12/18	2015/12/29
14224	Nomura Int'l plc – Sunny Optical European Warrants Dec 2015A	2015/12/18	2015/12/29
16950	SGA Societe Generale Acceptance N.V. – CKH Euro Wt Dec 2015A	2015/12/18	2015/12/29
13779	SGA Societe Generale Acceptance N.V. – Lenovo Eu Wt Dec 15 A	2015/12/18	2015/12/29
16006	SGA Societe Generale Acceptance N.V. – Tencent Eu Wt Dec 15 A	2015/12/18	2015/12/29
22965	Standard Chartered Bank – AIA European Warrants Dec 2015 B	2015/12/18	2015/12/29
15252	Standard Chartered Bank – Belle Int'l European Wts Dec 2015A	2015/12/18	2015/12/29
23277	Standard Chartered Bank – CGN Power European Warrants Dec15A	2015/12/18	2015/12/29
21261	Standard Chartered Bank – China Railway Euro Wts Dec 2015 A	2015/12/18	2015/12/29
15868	Standard Chartered Bank – CITIC European Warrants Dec 2015 B	2015/12/18	2015/12/29
23084	Standard Chartered Bank – CITIC Sec European Wts Dec 2015 B	2015/12/18	2015/12/29
20906	Standard Chartered Bank – HKEx European Warrants Dec 2015 C	2015/12/18	2015/12/29
19852	Standard Chartered Bank – HSBC European Put Wts Dec 2015 B	2015/12/18	2015/12/29
23597	Standard Chartered Bank – ICBC European Warrants Dec 2015 A	2015/12/18	2015/12/29

List of expired derivative warrants, 2015 (continued)

Code	Warrant	Last trading date	Delisted date
15755	Standard Chartered Bank – KECL European Warrants Dec 2015 A	2015/12/18	2015/12/29
28409	Standard Chartered Bank – Zhaojin Mining Euro Wts Dec 2015 A	2015/12/18	2015/12/29
14951	Standard Chartered Bank-China Life European Wts Dec 2015 B	2015/12/18	2015/12/29
20068	UBS AG – AIA European Warrants Dec 2015 A	2015/12/18	2015/12/29
21560	UBS AG – Anhui Conch European Warrants Dec 2015 A	2015/12/18	2015/12/29
23546	UBS AG – CAM CSI300 European Warrants Dec 2015 A	2015/12/18	2015/12/29
21147	UBS AG – CC Bank European Warrants Dec 2015 B	2015/12/18	2015/12/29
21435	UBS AG – CHALCO European Warrants Dec 2015 B	2015/12/18	2015/12/29
17653	UBS AG – Chi Res Land European Warrants Dec 2015 A	2015/12/18	2015/12/29
21436	UBS AG – China COSCO European Warrants Dec 2015 A	2015/12/18	2015/12/29
29498	UBS AG – China Life European Warrants Dec 2015 A	2015/12/18	2015/12/29
14251	UBS AG – CITIC European Warrants Dec 2015 A	2015/12/18	2015/12/29
15340	UBS AG – CKH European Warrants Dec 2015 A	2015/12/18	2015/12/29
15000	UBS AG – CKH European Warrants Dec 2015 B	2015/12/18	2015/12/29
22928	UBS AG – CKP European Warrants Dec 2015 B	2015/12/18	2015/12/29
17743	UBS AG – CSCL European Warrants Dec 2015 A	2015/12/18	2015/12/29
21561	UBS AG – CSCL European Warrants Dec 2015 B	2015/12/18	2015/12/29
13387	UBS AG – CSOP A50 ETF European Warrants Dec 2015 A	2015/12/18	2015/12/29
21559	UBS AG – Evergrande European Warrants Dec 2015 B	2015/12/18	2015/12/29
23294	UBS AG – Haitong Sec European Warrants Dec 2015 B	2015/12/18	2015/12/29
21554	UBS AG – HKEx European Warrants Dec 2015 H	2015/12/18	2015/12/29
28897	UBS AG – KECL European Warrants Dec 2015 A	2015/12/18	2015/12/29
20557	UBS AG – Kingsoft European Warrants Dec 2015 B	2015/12/18	2015/12/29
21692	UBS AG – PICC Group European Warrants Dec 2015 A	2015/12/18	2015/12/29
20673	UBS AG – Sinopec Corp European Warrants Dec 2015 A	2015/12/18	2015/12/29
18002	UBS AG – Zijin Mining European Warrants Dec 2015 A	2015/12/18	2015/12/29
22352	Bank of East Asia – HKEx European Warrants Dec 2015 B	2015/12/21	2015/12/30
15026	Credit Suisse AG – CKH European Warrants Dec 2015 B	2015/12/21	2015/12/30
16515	Goldman Sachs SP (Asia) – CKH European Wts Dec 2015 A	2015/12/21	2015/12/30
14196	J P Morgan SP BV – CSOP A50 ETF European Warrants Dec 2015 A	2015/12/21	2015/12/30
11901	Nomura Int'l plc – SMIC European Warrants Dec 2015 A	2015/12/21	2015/12/30
18033	Standard Chartered Bank – A50 China Euro Warrants Dec 2015 B	2015/12/21	2015/12/30
16670	Standard Chartered Bank – Esprit European Wts Dec 2015 A	2015/12/21	2015/12/30
17058	Standard Chartered Bank – Tencent Hldg Euro Wts Dec 2015 A	2015/12/21	2015/12/30
23249	Standard Chartered Bank -PetroChina European Wts Dec 2015 A	2015/12/21	2015/12/30
23224	UBS AG – China Mobile European Put Warrants Dec 2015 B	2015/12/21	2015/12/30
21562	UBS AG – Galaxy Ent European Warrants Dec 2015 B	2015/12/21	2015/12/30
23430	UBS AG – ICBC European Warrants Dec 2015 C	2015/12/21	2015/12/30
23867	UBS AG – PetroChina European Warrants Dec 2015 A	2015/12/21	2015/12/30
15419	Bank of East Asia – BOCHK European Warrants Dec 2015 A	2015/12/22	2015/12/31
16988	Bank of East Asia – Stanchart European Put Warrants Dec 15 A	2015/12/22	2015/12/31
20417	BNP Paribas Arbit Issu B.V. – HSCEI Euro Put Wts Dec 2015 B	2015/12/22	2015/12/31
18331	BNP Paribas Arbit Issu B.V. – HSCEI European Wts Dec 2015 A	2015/12/22	2015/12/31
20732	BNP Paribas Arbit Issu B.V. – HSCEI European Wts Dec 2015 C	2015/12/22	2015/12/31
21459	BNP Paribas Arbit Issu B.V. – HSCEI European Wts Dec 2015 D	2015/12/22	2015/12/31
21460	BNP Paribas Arbit Issu B.V. – HSCEI European Wts Dec 2015 E	2015/12/22	2015/12/31
20569	BNP Paribas Arbit Issu B.V. – HSI European Wts Dec 2015 A	2015/12/22	2015/12/31
20984	BNP Paribas Arbit Issu B.V. – HSI European Wts Dec 2015 B	2015/12/22	2015/12/31
21458	BNP Paribas Arbit Issu B.V. – HSI European Wts Dec 2015 C	2015/12/22	2015/12/31
13700	BNP Paribas Arbit Issu B.V. – Lenovo European Wts Dec 2015 A	2015/12/22	2015/12/31
23171	BOCI Asia Ltd. – China Life European Warrants Dec 2015 D	2015/12/22	2015/12/31
20051	BOCI Asia Ltd. – HSCEI European Warrants Dec 2015 A	2015/12/22	2015/12/31
20953	BOCI Asia Ltd. – HSCEI European Warrants Dec 2015 B	2015/12/22	2015/12/31
22183	BOCI Asia Ltd. – HSI European Put Warrants Dec 2015 B	2015/12/22	2015/12/31
22182	BOCI Asia Ltd. – HSI European Warrants Dec 2015 A	2015/12/22	2015/12/31
24060	BOCI Asia Ltd. – HSI European Warrants Dec 2015 C	2015/12/22	2015/12/31
22467	Credit Suisse – China Railway European Warrants Dec 2015 A	2015/12/22	2015/12/31
20701	Credit Suisse AG – A50 China European Put Wts Dec 2015 C	2015/12/22	2015/12/31
21937	Credit Suisse AG – AIA European Warrants Dec 2015 A	2015/12/22	2015/12/31
21739	Credit Suisse AG – BOC HK European Warrants Dec 2015 A	2015/12/22	2015/12/31
22413	Credit Suisse AG – BYD European Warrants Dec 2015 A	2015/12/22	2015/12/31
21935	Credit Suisse AG – CC Bank European Warrants Dec 2015 A	2015/12/22	2015/12/31
22576	Credit Suisse AG – CGN Power European Warrants Dec 2015 A	2015/12/22	2015/12/31
23504	Credit Suisse AG – CGS European Warrants Dec 2015 A	2015/12/22	2015/12/31
21001	Credit Suisse AG – Ch Comm Cons European Warrants Dec 2015 A	2015/12/22	2015/12/31
21844	Credit Suisse AG – Ch Overseas European Warrants Dec 2015 A	2015/12/22	2015/12/31
23325	Credit Suisse AG – Ch Overseas European Warrants Dec 2015 B	2015/12/22	2015/12/31
21654	Credit Suisse AG – China Mobile European Warrants Dec 2015 A	2015/12/22	2015/12/31
22790	Credit Suisse AG – China Shenhua European Wts Dec 2015 A	2015/12/22	2015/12/31
22883	Credit Suisse AG – China Tel European Warrants Dec 2015 A	2015/12/22	2015/12/31
22700	Credit Suisse AG – CKH European Warrants Dec 2015 C	2015/12/22	2015/12/31
22703	Credit Suisse AG – CKP European Warrants Dec 2015 A	2015/12/22	2015/12/31
22754	Credit Suisse AG – CKP European Warrants Dec 2015 B	2015/12/22	2015/12/31
21582	Credit Suisse AG – CM Bank European Warrants Dec 2015 B	2015/12/22	2015/12/31
11886	Credit Suisse AG – CNOOC European Warrants Dec 2015 A	2015/12/22	2015/12/31
22524	Credit Suisse AG – CPIC European Warrants Dec 2015 A	2015/12/22	2015/12/31
20696	Credit Suisse AG – CRCC European Warrants Dec 2015 A	2015/12/22	2015/12/31
22372	Credit Suisse AG – Fosun Intl European Warrants Dec 2015 A	2015/12/22	2015/12/31
22958	Credit Suisse AG – Galaxy Ent European Put Wts Dec 2015 C	2015/12/22	2015/12/31
22580	Credit Suisse AG – Galaxy Ent European Warrants Dec 2015 B	2015/12/22	2015/12/31
22153	Credit Suisse AG – GCL-Poly Energy European Wts Dec 2015 A	2015/12/22	2015/12/31
22791	Credit Suisse AG – Greatwall Motor European Wts Dec 2015 A	2015/12/22	2015/12/31
21000	Credit Suisse AG – Haitong Sec European Warrants Dec 2015 A	2015/12/22	2015/12/31
21734	Credit Suisse AG – HKEx European Warrants Dec 2015 E	2015/12/22	2015/12/31
23372	Credit Suisse AG – HKEx European Warrants Dec 2015 H	2015/12/22	2015/12/31
23660	Credit Suisse AG – HKEx European Warrants Dec 2015 I	2015/12/22	2015/12/31
22151	Credit Suisse AG – HSBC European Wts Dec 2015 C	2015/12/22	2015/12/31

List of expired derivative warrants, 2015 (continued)

Code	Warrant	Last trading date	Delisted date
24156	Credit Suisse AG – HSBC European Wts Dec 2015 D	2015/12/22	2015/12/31
21244	Credit Suisse AG – HSCEI European Put Warrants Dec 2015 D	2015/12/22	2015/12/31
23471	Credit Suisse AG – HSCEI European Put Warrants Dec 2015 E	2015/12/22	2015/12/31
20242	Credit Suisse AG – HSCEI European Warrants Dec 2015 A	2015/12/22	2015/12/31
20582	Credit Suisse AG – HSCEI European Warrants Dec 2015 B	2015/12/22	2015/12/31
21241	Credit Suisse AG – HSCEI European Warrants Dec 2015 C	2015/12/22	2015/12/31
21239	Credit Suisse AG – HSI European Put Warrants Dec 2015 E	2015/12/22	2015/12/31
18802	Credit Suisse AG – HSI European Warrants Dec 2015 A	2015/12/22	2015/12/31
20736	Credit Suisse AG – HSI European Warrants Dec 2015 B	2015/12/22	2015/12/31
20997	Credit Suisse AG – HSI European Warrants Dec 2015 C	2015/12/22	2015/12/31
21238	Credit Suisse AG – HSI European Warrants Dec 2015 D	2015/12/22	2015/12/31
22121	Credit Suisse AG – HSI European Warrants Dec 2015 F	2015/12/22	2015/12/31
22122	Credit Suisse AG – HSI European Warrants Dec 2015 G	2015/12/22	2015/12/31
23812	Credit Suisse AG – HSI European Warrants Dec 2015 H	2015/12/22	2015/12/31
21936	Credit Suisse AG – ICBC European Warrants Dec 2015 A	2015/12/22	2015/12/31
21938	Credit Suisse AG – Kingsoft European Warrants Dec 2015 A	2015/12/22	2015/12/31
22699	Credit Suisse AG – Li & Fung European Warrants Dec 2015 A	2015/12/22	2015/12/31
22149	Credit Suisse AG – Link REIT European Warrants Dec 2015 A	2015/12/22	2015/12/31
22904	Credit Suisse AG – PICC Group European Warrants Dec 2015 B	2015/12/22	2015/12/31
22578	Credit Suisse AG – Sands China European Warrants Dec 2015 A	2015/12/22	2015/12/31
21934	Credit Suisse AG – Sinopec Corp European Warrants Dec 2015 A	2015/12/22	2015/12/31
22150	Credit Suisse AG – ZTE European Warrants Dec 2015 B	2015/12/22	2015/12/31
20062	Goldman Sachs SP (Asia) – A50 China European Wts Dec 2015 B	2015/12/22	2015/12/31
25250	Goldman Sachs SP (Asia) – Agri Bk European Wts Dec 2015 A	2015/12/22	2015/12/31
18896	Goldman Sachs SP (Asia) – Agri Bk European Wts Dec 2015 B	2015/12/22	2015/12/31
18258	Goldman Sachs SP (Asia) – AIA European Warrants Dec 2015 A	2015/12/22	2015/12/31
20946	Goldman Sachs SP (Asia) – AIA European Warrants Dec 2015 B	2015/12/22	2015/12/31
22816	Goldman Sachs SP (Asia) – BankComm European Wts Dec 2015 A	2015/12/22	2015/12/31
11022	Goldman Sachs SP (Asia) – Belle Int'l Euro Wts Dec 2015 A	2015/12/22	2015/12/31
21198	Goldman Sachs SP (Asia) – BOCL European Warrants Dec 2015 A	2015/12/22	2015/12/31
22617	Goldman Sachs SP (Asia) – CAM CSI300 European Wts Dec 2015 C	2015/12/22	2015/12/31
18432	Goldman Sachs SP (Asia) – Cathay Pacific Euro Wts Dec 2015 A	2015/12/22	2015/12/31
18827	Goldman Sachs SP (Asia) – Ch Comm Cons Euro Wts Dec 2015 A	2015/12/22	2015/12/31
18431	Goldman Sachs SP (Asia) – Ch Oilfield European Wts Dec 2015 A	2015/12/22	2015/12/31
22818	Goldman Sachs SP (Asia) – China Life Euro Wts Dec 2015 E	2015/12/22	2015/12/31
23132	Goldman Sachs SP (Asia) – China Mobile Euro Wts Dec 2015 A	2015/12/22	2015/12/31
22746	Goldman Sachs SP (Asia) – China Shenhua Euro Wts Dec 2015 A	2015/12/22	2015/12/31
20282	Goldman Sachs SP (Asia) – China Travel Euro Wts Dec 2015 B	2015/12/22	2015/12/31
13934	Goldman Sachs SP (Asia) – CITIC European Warrants Dec 2015 A	2015/12/22	2015/12/31
29991	Goldman Sachs SP (Asia) – CITIC European Warrants Dec 2015 B	2015/12/22	2015/12/31
22748	Goldman Sachs SP (Asia) – CKP European Warrants Dec 2015 A	2015/12/22	2015/12/31
16008	Goldman Sachs SP (Asia) – CMS European Warrants Dec 2015 A	2015/12/22	2015/12/31
16886	Goldman Sachs SP (Asia) – CMS European Warrants Dec 2015 B	2015/12/22	2015/12/31
20034	Goldman Sachs SP (Asia) – Evergrande European Wts Dec 2015 A	2015/12/22	2015/12/31
19097	Goldman Sachs SP (Asia) – Gome European Warrants Dec 2015 A	2015/12/22	2015/12/31
17972	Goldman Sachs SP (Asia) – Haitong Sec Euro Wts Dec 2015 A	2015/12/22	2015/12/31
21408	Goldman Sachs SP (Asia) – HKEx European Put Wts Dec 2015 H	2015/12/22	2015/12/31
21002	Goldman Sachs SP (Asia) – HKEx European Warrants Dec 2015 E	2015/12/22	2015/12/31
21189	Goldman Sachs SP (Asia) – HKEx European Warrants Dec 2015 F	2015/12/22	2015/12/31
21190	Goldman Sachs SP (Asia) – HKEx European Warrants Dec 2015 G	2015/12/22	2015/12/31
22600	Goldman Sachs SP (Asia) – HKEx European Warrants Dec 2015 J	2015/12/22	2015/12/31
15910	Goldman Sachs SP (Asia) – HSBC European Warrants Dec 2015 A	2015/12/22	2015/12/31
21203	Goldman Sachs SP (Asia) – HSCEI European Put Wts Dec 2015 E	2015/12/22	2015/12/31
21205	Goldman Sachs SP (Asia) – HSCEI European Put Wts Dec 2015 F	2015/12/22	2015/12/31
23412	Goldman Sachs SP (Asia) – HSCEI European Put Wts Dec 2015 G	2015/12/22	2015/12/31
19186	Goldman Sachs SP (Asia) – HSCEI European Warrants Dec 2015 A	2015/12/22	2015/12/31
19891	Goldman Sachs SP (Asia) – HSCEI European Warrants Dec 2015 B	2015/12/22	2015/12/31
21137	Goldman Sachs SP (Asia) – HSCEI European Warrants Dec 2015 C	2015/12/22	2015/12/31
21138	Goldman Sachs SP (Asia) – HSCEI European Warrants Dec 2015 D	2015/12/22	2015/12/31
21201	Goldman Sachs SP (Asia) – HSI European Put Wts Dec 2015 E	2015/12/22	2015/12/31
21202	Goldman Sachs SP (Asia) – HSI European Put Wts Dec 2015 F	2015/12/22	2015/12/31
19485	Goldman Sachs SP (Asia) – HSI European Warrants Dec 2015 A	2015/12/22	2015/12/31
20767	Goldman Sachs SP (Asia) – HSI European Warrants Dec 2015 B	2015/12/22	2015/12/31
21135	Goldman Sachs SP (Asia) – HSI European Warrants Dec 2015 C	2015/12/22	2015/12/31
21136	Goldman Sachs SP (Asia) – HSI European Warrants Dec 2015 D	2015/12/22	2015/12/31
24661	Goldman Sachs SP (Asia) – HSI European Warrants Dec 2015 G	2015/12/22	2015/12/31
25019	Goldman Sachs SP (Asia) – HSI European Warrants Dec 2015 H	2015/12/22	2015/12/31
21199	Goldman Sachs SP (Asia) – ICBC European Warrants Dec 2015 A	2015/12/22	2015/12/31
20077	Goldman Sachs SP (Asia) – NCI European Warrants Dec 2015 A	2015/12/22	2015/12/31
22813	Goldman Sachs SP (Asia) – PetroChina European Wts Dec 2015 A	2015/12/22	2015/12/31
23182	Goldman Sachs SP (Asia) – PICC Group European Wts Dec 2015 A	2015/12/22	2015/12/31
23080	Goldman Sachs SP (Asia) – Ping An European Wts Dec 2015 C	2015/12/22	2015/12/31
23081	Goldman Sachs SP (Asia) – Ping An European Wts Dec 2015 D	2015/12/22	2015/12/31
22666	Goldman Sachs SP (Asia) – Sands China Euro Wts Dec 2015 A	2015/12/22	2015/12/31
16940	Goldman Sachs SP (Asia) – SFCE European Warrants Dec 2015 A	2015/12/22	2015/12/31
23128	Goldman Sachs SP (Asia) – Ch Overseas European Wts Dec 2015 A	2015/12/22	2015/12/31
23098	Goldman Sachs SP (Asia) – Sinopec Corp European Wts Dec 2015 A	2015/12/22	2015/12/31
21708	HK Bank – Geely Auto European Warrants Dec 2015 A	2015/12/22	2015/12/31
21716	HK Bank – HKEx European Put Warrants Dec 2015 H	2015/12/22	2015/12/31
23586	HK Bank – HSCEI European Put Warrants Dec 2015 F	2015/12/22	2015/12/31
20185	HK Bank – HSCEI European Warrants Dec 2015 A	2015/12/22	2015/12/31
21071	HK Bank – HSCEI European Warrants Dec 2015 B	2015/12/22	2015/12/31
21867	HK Bank – HSCEI European Warrants Dec 2015 C	2015/12/22	2015/12/31
22114	HK Bank – HSCEI European Warrants Dec 2015 D	2015/12/22	2015/12/31
22538	HK Bank – HSCEI European Warrants Dec 2015 E	2015/12/22	2015/12/31
19664	HK Bank – HSI European Warrants Dec 2015 A	2015/12/22	2015/12/31
20680	HK Bank – HSI European Warrants Dec 2015 B	2015/12/22	2015/12/31

List of expired derivative warrants, 2015 (continued)

Code	Warrant	Last trading date	Delisted date
21173	HK Bank – HSI European Warrants Dec 2015 C	2015/12/22	2015/12/31
22132	HK Bank – HSI European Warrants Dec 2015 D	2015/12/22	2015/12/31
22994	HK Bank – HSI European Warrants Dec 2015 E	2015/12/22	2015/12/31
23589	HK Bank – HSI European Warrants Dec 2015 F	2015/12/22	2015/12/31
23728	HK Bank – HSI European Warrants Dec 2015 G	2015/12/22	2015/12/31
23959	HK Bank – HSI European Warrants Dec 2015 H	2015/12/22	2015/12/31
22537	HK Bank – Sands China European Warrants Dec 2015 A	2015/12/22	2015/12/31
17091	J P Morgan SP BV – Haitong Sec European Warrants Dec 2015 A	2015/12/22	2015/12/31
17782	J P Morgan SP BV – Haitong Sec European Warrants Dec 2015 B	2015/12/22	2015/12/31
11201	J P Morgan SP BV – Henganintl European Warrants Dec 2015 A	2015/12/22	2015/12/31
15683	J P Morgan SP BV – HSBC European Warrants Dec 2015	2015/12/22	2015/12/31
20507	J P Morgan SP BV – HSCEI European Wts Dec 2015 A	2015/12/22	2015/12/31
20631	J P Morgan SP BV – HSCEI European Wts Dec 2015 B	2015/12/22	2015/12/31
21467	J P Morgan SP BV – HSCEI European Wts Dec 2015 C	2015/12/22	2015/12/31
20939	J P Morgan SP BV – HSI European Put Warrants Dec 2015 E	2015/12/22	2015/12/31
15192	J P Morgan SP BV – HSI European Warrants Dec 2015 A	2015/12/22	2015/12/31
19918	J P Morgan SP BV – HSI European Warrants Dec 2015 B	2015/12/22	2015/12/31
20717	J P Morgan SP BV – HSI European Warrants Dec 2015 C	2015/12/22	2015/12/31
20861	J P Morgan SP BV – HSI European Warrants Dec 2015 D	2015/12/22	2015/12/31
24696	J P Morgan SP BV – HSI European Warrants Dec 2015 F	2015/12/22	2015/12/31
24205	J P Morgan SP BV – PetroChina European Warrants Dec 2015 B	2015/12/22	2015/12/31
16635	J P Morgan SP BV – Sinopec Corp European Warrants Dec 2015 A	2015/12/22	2015/12/31
23295	J P Morgan SP BV – Tencent European Put Warrants Dec 2015 A	2015/12/22	2015/12/31
20498	SGA Societe Generale Acceptance N.V. – HSCEI Eu Wt Dec 2015A	2015/12/22	2015/12/31
20960	SGA Societe Generale Acceptance N.V. – HSCEI Eu Wt Dec 2015B	2015/12/22	2015/12/31
22099	SGA Societe Generale Acceptance N.V. – HSCEI Eu Wt Dec 2015D	2015/12/22	2015/12/31
22608	SGA Societe Generale Acceptance N.V. – HSCEI Eu Wt Dec 2015E	2015/12/22	2015/12/31
18998	SGA Societe Generale Acceptance N.V. – HSI Eur Wt Dec 2015 A	2015/12/22	2015/12/31
21014	SGA Societe Generale Acceptance N.V. – HSI Eur Wt Dec 2015 B	2015/12/22	2015/12/31
21016	SGA Societe Generale Acceptance N.V. – HSI Eur Wt Dec 2015 C	2015/12/22	2015/12/31
22611	SGA Societe Generale Acceptance N.V. – HSI Eur Wt Dec 2015 E	2015/12/22	2015/12/31
23863	SGA Societe Generale Acceptance N.V. – HSI Eur Wt Dec 2015 F	2015/12/22	2015/12/31
21919	SGA Societe Generale Acceptance N.V. –HSCEI Eu Put Wt Dec15C	2015/12/22	2015/12/31
22609	SGA Societe Generale Acceptance N.V. –HSCEI Eu Put Wt Dec15F	2015/12/22	2015/12/31
21638	SGA Societe Generale Acceptance N.V. –HSI Eu Put Wt Dec 15 D	2015/12/22	2015/12/31
23533	SGA Societe Generale Acceptance NV-HSCEI Eu Put Wt Dec 2015G	2015/12/22	2015/12/31
19687	Standard Chartered Bank – Anhui Conch Eur Put Wt Dec 2015 A	2015/12/22	2015/12/31
18416	Standard Chartered Bank – Agricultural Bk Eur Wts Dec 2015 A	2015/12/22	2015/12/31
20067	Standard Chartered Bank – Brilliance Chi Euro Wts Dec 2015 A	2015/12/22	2015/12/31
19012	Standard Chartered Bank – Ch Comm Cons Eur Wts Dec 2015 A	2015/12/22	2015/12/31
16251	Standard Chartered Bank – China Unicom Euro Put Wts Dec15A	2015/12/22	2015/12/31
13110	Standard Chartered Bank – CITIC European Warrants Dec 2015 A	2015/12/22	2015/12/31
15007	Standard Chartered Bank – HSBC European Warrants Dec 2015 A	2015/12/22	2015/12/31
18879	Standard Chartered Bank – HSCEI European Warrants Dec 2015 A	2015/12/22	2015/12/31
19727	Standard Chartered Bank – HSCEI European Warrants Dec 2015 B	2015/12/22	2015/12/31
22186	Standard Chartered Bank – HSCEI European Warrants Dec 2015 D	2015/12/22	2015/12/31
21089	Standard Chartered Bank – HSI European Put Wts Dec 2015 D	2015/12/22	2015/12/31
19559	Standard Chartered Bank – HSI European Warrants Dec 2015 A	2015/12/22	2015/12/31
20691	Standard Chartered Bank – HSI European Warrants Dec 2015 B	2015/12/22	2015/12/31
21088	Standard Chartered Bank – HSI European Warrants Dec 2015 C	2015/12/22	2015/12/31
21742	Standard Chartered Bank – HSI European Warrants Dec 2015 E	2015/12/22	2015/12/31
23631	Standard Chartered Bank – HSI European Warrants Dec 2015 G	2015/12/22	2015/12/31
24827	Standard Chartered Bank – HSI European Warrants Dec 2015 H	2015/12/22	2015/12/31
21270	UBS AG – Agricultural Bank European Warrants Dec 2015 B	2015/12/22	2015/12/31
20589	UBS AG – HSCEI European Put Warrants Dec 2015 C	2015/12/22	2015/12/31
21131	UBS AG – HSCEI European Put Warrants Dec 2015 F	2015/12/22	2015/12/31
20503	UBS AG – HSCEI European Warrants Dec 2015 A	2015/12/22	2015/12/31
20586	UBS AG – HSCEI European Warrants Dec 2015 B	2015/12/22	2015/12/31
20794	UBS AG – HSCEI European Warrants Dec 2015 D	2015/12/22	2015/12/31
20914	UBS AG – HSCEI European Warrants Dec 2015 E	2015/12/22	2015/12/31
21947	UBS AG – HSCEI European Warrants Dec 2015 G	2015/12/22	2015/12/31
21948	UBS AG – HSCEI European Warrants Dec 2015 H	2015/12/22	2015/12/31
21133	UBS AG – HSI European Put Warrants Dec 2015 G	2015/12/22	2015/12/31
23102	UBS AG – HSI European Put Warrants Dec 2015 I	2015/12/22	2015/12/31
16030	UBS AG – HSI European Warrants Dec 2015 A	2015/12/22	2015/12/31
18001	UBS AG – HSI European Warrants Dec 2015 B	2015/12/22	2015/12/31
19888	UBS AG – HSI European Warrants Dec 2015 C	2015/12/22	2015/12/31
20202	UBS AG – HSI European Warrants Dec 2015 D	2015/12/22	2015/12/31
20750	UBS AG – HSI European Warrants Dec 2015 E	2015/12/22	2015/12/31
20925	UBS AG – HSI European Warrants Dec 2015 F	2015/12/22	2015/12/31
21154	UBS AG – HSI European Warrants Dec 2015 H	2015/12/22	2015/12/31
23416	UBS AG – HSI European Warrants Dec 2015 J	2015/12/22	2015/12/31

Market value and trading for derivative warrants, 2011 – 2015

Year/Month	Number*	Market value* (HK\$ mil.)	Turnover value (HK\$ mil.)	(%) of market total	
2011	4,027	75,484.38	2,629,886.30	15.39	
2012	3,747	105,257.03	1,646,440.78	12.41	
2013	4,715	95,733.93	1,783,314.68	11.74	
2014	4,938	146,741.31	2,044,512.26	12.03	
2015	4,590	60,433.79	4,504,078.89	17.43	
2015	Jan	5,178	145,714.81	341,827.68	16.79
	Feb	5,026	139,294.42	233,273.24	18.89
	Mar	4,806	148,902.89	322,484.55	16.37
	Apr	5,470	338,444.98	480,416.48	12.76
	May	5,633	286,455.15	580,473.34	20.01
	Jun	5,680	197,036.57	660,695.75	21.34
	Jul	5,752	109,900.58	425,634.61	15.49
	Aug	5,752	87,397.43	358,560.87	18.24
	Sep	5,633	84,057.90	306,461.96	18.79
	Oct	5,410	84,549.65	285,783.58	18.13
	Nov	5,127	71,850.08	275,492.37	17.58
	Dec	4,590	60,433.79	232,974.46	17.31

* Month-end or year-end figures.

Newly listed callable bull/bear contracts

Code	Issuer	Name of issue	Issue prices (HK\$)	Strike price (HKD) / Strike level per 10 units	Call price (HKD) / Call level per 10 units	Expiry date	No. of issue (units)	Listing date
67484	BNP Paribas Arbit Issu B.V.	HSI R Bull CBBC Dec 2015 Y	0.2500	23,000 per 10,000 units	23,200 per 10,000 units	2015/12/30	200,000,000	2015/01/02
67478	Credit Suisse AG	HSI R Bull CBBC Jun 2015 G	0.2500	23,150 per 10,000 units	23,350 per 10,000 units	2015/06/29	238,000,000	2015/01/02
67494	Credit Suisse AG	HSI R Bull CBBC Jun 2015 H	0.2500	23,244 per 10,000 units	23,444 per 10,000 units	2015/06/29	238,000,000	2015/01/02
67476	Credit Suisse AG	HSI R Bull CBBC Jun 2015 P	0.2500	22,900 per 10,000 units	23,100 per 10,000 units	2015/06/29	238,000,000	2015/01/02
67477	Credit Suisse AG	HSI R Bull CBBC Jun 2015 Q	0.2500	23,050 per 10,000 units	23,250 per 10,000 units	2015/06/29	238,000,000	2015/01/02
67459	Credit Suisse AG	HSI R Bull CBBC Aug 2015 Q	0.2500	22,622 per 20,000 units	22,922 per 20,000 units	2015/08/28	238,000,000	2015/01/02
67449	Credit Suisse AG	HSI R Bear CBBC May 2015 E	0.2500	23,825 per 10,000 units	23,625 per 10,000 units	2015/05/28	238,000,000	2015/01/02
67496	Credit Suisse AG	HSI R Bear CBBC May 2015 F	0.2500	23,564 per 12,000 units	23,334 per 12,000 units	2015/05/28	238,000,000	2015/01/02
67497	Credit Suisse AG	HSI R Bear CBBC May 2015 N	0.2500	23,600 per 10,000 units	23,400 per 10,000 units	2015/05/28	238,000,000	2015/01/02
67461	Credit Suisse AG	HSI R Bear CBBC Jun 2015 L	0.2500	24,550 per 10,000 units	24,350 per 10,000 units	2015/06/29	238,000,000	2015/01/02
67468	Credit Suisse AG	HSI R Bear CBBC Jun 2015 M	0.2500	24,740 per 10,000 units	24,540 per 10,000 units	2015/06/29	238,000,000	2015/01/02
67469	Credit Suisse AG	HSI R Bear CBBC Jun 2015 N	0.2500	24,850 per 10,000 units	24,650 per 10,000 units	2015/06/29	238,000,000	2015/01/02
67473	Credit Suisse AG	HSI R Bear CBBC Jun 2015 O	0.2500	25,050 per 10,000 units	24,850 per 10,000 units	2015/06/29	238,000,000	2015/01/02
67465	Credit Suisse AG	HSI R Bear CBBC Jul 2015 H	0.2500	24,600 per 10,000 units	24,400 per 10,000 units	2015/07/30	238,000,000	2015/01/02
67470	Credit Suisse AG	HSI R Bear CBBC Jul 2015 I	0.2500	24,950 per 10,000 units	24,750 per 10,000 units	2015/07/30	238,000,000	2015/01/02
67475	Credit Suisse AG	HSI R Bear CBBC Jul 2015 J	0.2500	25,150 per 10,000 units	24,950 per 10,000 units	2015/07/30	238,000,000	2015/01/02
67454	Bank of East Asia	A50 China R Bull CBBC Jan 2016 B	0.2500	11.0000	11.2800	2016/01/27	50,000,000	2015/01/02
67504	Bank of East Asia	Galaxy Ent R Bull CBBC Aug 2015 B	0.2500	33 per 100 units	36 per 100 units	2015/08/28	120,000,000	2015/01/02
67453	Bank of East Asia	Hutchison R Bull CBBC Aug 2015 A	0.2500	79 per 100 units	82 per 100 units	2015/08/06	50,000,000	2015/01/02
67452	Bank of East Asia	Hutchison R Bull CBBC Dec 2015 A	0.2500	72 per 100 units	75 per 100 units	2015/12/22	50,000,000	2015/01/02
67511	Bank of East Asia	Sands China R Bull CBBC Nov 2015 A	0.2500	26.28 per 100 units	29.28 per 100 units	2015/11/30	120,000,000	2015/01/02
67420	HK Bank	BOCL R Bull CBBC Sep 2015 B	0.2500	3.7300	3.8800	2015/09/30	80,000,000	2015/01/02
67399	HK Bank	CSOP A50 ETF R Bull CBBC Oct 2015 A	0.2500	12.3800	12.5800	2015/10/30	200,000,000	2015/01/02
67401	HK Bank	CSOP A50 ETF R Bull CBBC Oct 2015 B	0.2500	12.7800	12.9800	2015/10/30	200,000,000	2015/01/02
67400	HK Bank	CSOP A50 ETF R Bull CBBC Nov 2015 A	0.2500	12.9800	13.1800	2015/11/30	200,000,000	2015/01/02
67389	HK Bank	CSOP A50 ETF R Bear CBBC Aug 2015 C	0.2500	15.6800	15.4800	2015/08/03	40,000,000	2015/01/02
67388	HK Bank	A50 R Bull CBBC Jun 2015 D	0.2500	12.3800	12.5800	2015/06/29	200,000,000	2015/01/02
67385	HK Bank	A50 R Bull CBBC Sep 2015 D	0.2500	11.9800	12.1800	2015/09/21	200,000,000	2015/01/02
67384	HK Bank	A50 R Bull CBBC Dec 2015 E	0.2500	11.7800	11.9800	2015/12/28	200,000,000	2015/01/02
67411	HK Bank	HSCEI R Bull CBBC Jun 2015 E	0.2500	11,288 per 10,000 units	11,488 per 10,000 units	2015/06/29	100,000,000	2015/01/02
67405	HK Bank	HSCEI R Bull CBBC Jul 2015 H	0.2500	11,088 per 10,000 units	11,288 per 10,000 units	2015/07/30	100,000,000	2015/01/02
67404	HK Bank	HSCEI R Bull CBBC Aug 2015 C	0.2500	10,888 per 10,000 units	11,088 per 10,000 units	2015/08/28	100,000,000	2015/01/02
67412	HK Bank	HSCEI R Bear CBBC Oct 2015 B	0.2500	13,388 per 10,000 units	13,188 per 10,000 units	2015/10/29	68,000,000	2015/01/02
67397	HK Bank	HSI R Bull CBBC Aug 2015 P	0.2500	22,788 per 15,000 units	22,988 per 15,000 units	2015/08/28	100,000,000	2015/01/02
67396	HK Bank	HSI R Bull CBBC Sep 2015 G	0.2500	23,088 per 15,000 units	23,288 per 15,000 units	2015/09/29	100,000,000	2015/01/02
67427	HK Bank	Ping An R Bull CBBC Oct 2015 D	0.2500	69.88 per 100 units	73.88 per 100 units	2015/10/30	120,000,000	2015/01/02
67430	HK Bank	Ping An R Bull CBBC Nov 2015 G	0.2500	67.88 per 100 units	71.88 per 100 units	2015/11/23	120,000,000	2015/01/02
67416	HK Bank	TCH R Bull CBBC Nov 2015 B	0.2500	107.88 per 100 units	109.88 per 100 units	2015/11/16	100,000,000	2015/01/02
67415	HK Bank	TCH R Bull CBBC Dec 2015 A	0.2500	103.88 per 100 units	105.88 per 100 units	2015/12/07	100,000,000	2015/01/02
67431	J P Morgan SP BV	HSI R Bull CBBC Jul 2015 H	0.2500	23,100 per 10,000 units	23,300 per 10,000 units	2015/07/30	300,000,000	2015/01/02
67506	J P Morgan SP BV	HSI R Bull CBBC Jul 2015 M	0.2500	22,788 per 10,000 units	22,988 per 10,000 units	2015/07/30	300,000,000	2015/01/02
67508	J P Morgan SP BV	HSI R Bear CBBC Apr 2015 W	0.2500	23,950 per 10,000 units	23,750 per 10,000 units	2015/04/29	300,000,000	2015/01/02
67509	J P Morgan SP BV	HSI R Bear CBBC Apr 2015 X	0.2500	23,588 per 10,000 units	23,388 per 10,000 units	2015/04/29	300,000,000	2015/01/02

Newly listed callable bull/bear contracts (continued)

Code	Issuer	Name of issue	Issue prices (HK\$)	Strike price (HKD) / Strike level per 10 units	Call price (HKD) / Call level per 10 units	Expiry date	No. of issue (units)	Listing date
67451	Standard Chartered Bank	HSI R Bull CBBC Jun 2015 K	0.2500	23,180 per 15,000 units	23,380 per 15,000 units	2015/06/29	100,000,000	2015/01/02
67450	Standard Chartered Bank	HSI R Bear CBBC Apr 2015 M	0.2500	23,880 per 20,000 units	23,680 per 20,000 units	2015/04/29	120,000,000	2015/01/02
67435	SGA Societe Generale Acceptance N.V.	HSI R Bull CBBC Jul 15O	0.2500	23,208 per 10,000 units	23,308 per 10,000 units	2015/07/30	200,000,000	2015/01/02
67433	SGA Societe Generale Acceptance N.V.	HSI R Bull CBBC Aug 15C	0.2500	21,500 per 20,000 units	21,600 per 20,000 units	2015/08/28	400,000,000	2015/01/02
67434	SGA Societe Generale Acceptance N.V.	HSI R Bull CBBC Aug 15D	0.2500	22,700 per 20,000 units	22,800 per 20,000 units	2015/08/28	400,000,000	2015/01/02
67443	SGA Societe Generale Acceptance N.V.	HSI R Bear CBBC Apr 15P	0.2500	23,588 per 10,000 units	23,488 per 10,000 units	2015/04/29	200,000,000	2015/01/02
67486	UBS AG	HSI R Bull CBBC Jun 2015 A	0.2500	23,150 per 10,000 units	23,350 per 10,000 units	2015/06/29	300,000,000	2015/01/02
67485	UBS AG	HSI R Bull CBBC Jun 2015 V	0.2500	23,000 per 10,000 units	23,200 per 10,000 units	2015/06/29	300,000,000	2015/01/02
67493	UBS AG	HSI R Bull CBBC Aug 2015 H	0.2500	23,244 per 10,000 units	23,444 per 10,000 units	2015/08/28	300,000,000	2015/01/02
67444	UBS AG	HSI R Bear CBBC Apr 2015 X	0.2500	23,609 per 12,000 units	23,409 per 12,000 units	2015/04/29	350,000,000	2015/01/02
67501	UBS AG	HSI R Bear CBBC Apr 2015 Y	0.2500	23,534 per 10,000 units	23,334 per 10,000 units	2015/04/29	300,000,000	2015/01/02
67517	Credit Suisse AG	HSI R Bull CBBC May 2015 W	0.2500	23,149 per 10,000 units	23,349 per 10,000 units	2015/05/28	238,000,000	2015/01/05
67519	Credit Suisse AG	HSI R Bear CBBC May 2015 O	0.2500	23,550 per 10,000 units	23,350 per 10,000 units	2015/05/28	238,000,000	2015/01/05
67528	J P Morgan SP BV	HSI R Bull CBBC Aug 2015 Y	0.2500	22,888 per 10,000 units	23,088 per 10,000 units	2015/08/28	300,000,000	2015/01/05
67534	J P Morgan SP BV	HSI R Bear CBBC Apr 2015 Y	0.2500	23,688 per 10,000 units	23,488 per 10,000 units	2015/04/29	300,000,000	2015/01/05
67512	SGA Societe Generale Acceptance N.V.	HSI R Bear CBBC May 15E	0.2500	23,488 per 10,000 units	23,388 per 10,000 units	2015/05/28	200,000,000	2015/01/05
67537	UBS AG	HSI R Bull CBBC May 2015 E	0.2500	23,149 per 12,000 units	23,349 per 12,000 units	2015/05/28	350,000,000	2015/01/05
67536	UBS AG	HSI R Bull CBBC Aug 2015 I	0.2500	22,950 per 10,000 units	23,150 per 10,000 units	2015/08/28	300,000,000	2015/01/05
67513	UBS AG	HSI R Bear CBBC Apr 2015 Z	0.2500	23,650 per 10,000 units	23,450 per 10,000 units	2015/04/29	300,000,000	2015/01/05
67515	UBS AG	HSI R Bear CBBC Jun 2015 O	0.2500	23,575 per 12,000 units	23,375 per 12,000 units	2015/06/29	350,000,000	2015/01/05
67658	BNP Paribas Arbit Issu B.V.	HSI R Bull CBBC Dec 2015 B	0.2500	23,400 per 10,000 units	23,600 per 10,000 units	2015/12/30	200,000,000	2015/01/06
67657	BNP Paribas Arbit Issu B.V.	HSI R Bull CBBC Dec 2015 Z	0.2500	23,500 per 10,000 units	23,700 per 10,000 units	2015/12/30	200,000,000	2015/01/06
67558	BNP Paribas Arbit Issu B.V.	HSI R Bear CBBC Jun 2015 A	0.2500	24,000 per 10,000 units	23,800 per 10,000 units	2015/06/29	200,000,000	2015/01/06
67560	BNP Paribas Arbit Issu B.V.	HSI R Bear CBBC Jun 2015 B	0.2500	23,900 per 10,000 units	23,700 per 10,000 units	2015/06/29	200,000,000	2015/01/06
67561	BNP Paribas Arbit Issu B.V.	HSI R Bear CBBC Jun 2015 C	0.2500	23,800 per 10,000 units	23,600 per 10,000 units	2015/06/29	200,000,000	2015/01/06
67563	BNP Paribas Arbit Issu B.V.	HSI R Bear CBBC Jun 2015 D	0.2500	23,700 per 10,000 units	23,500 per 10,000 units	2015/06/29	200,000,000	2015/01/06
67628	Credit Suisse AG	CSOP A50 ETF R Bull CBBC Jul 2015 D	0.2500	12.5800	12.8800	2015/07/30	60,000,000	2015/01/06
67633	Credit Suisse AG	CSOP A50 ETF R Bear CBBC Jun 2015 F	0.3600	17.0600	16.6600	2015/06/30	60,000,000	2015/01/06
67637	Credit Suisse AG	CSOP A50 ETF R Bear CBBC Jun 2015 G	0.4600	18.0600	17.6600	2015/06/30	60,000,000	2015/01/06
67621	Credit Suisse AG	HSI R Bull CBBC Jul 2015 S	0.2500	23,200 per 10,000 units	23,400 per 10,000 units	2015/07/30	238,000,000	2015/01/06
67674	Credit Suisse AG	HSI R Bull CBBC Jul 2015 U	0.2500	23,500 per 10,000 units	23,700 per 10,000 units	2015/07/30	238,000,000	2015/01/06
67675	Credit Suisse AG	HSI R Bull CBBC Jul 2015 V	0.2500	23,560 per 12,000 units	23,790 per 12,000 units	2015/07/30	238,000,000	2015/01/06
67676	Credit Suisse AG	HSI R Bull CBBC Jul 2015 W	0.2500	23,350 per 10,000 units	23,550 per 10,000 units	2015/07/30	238,000,000	2015/01/06
67617	Credit Suisse AG	HSI R Bull CBBC Sep 2015 D	0.2500	22,933 per 20,000 units	23,333 per 20,000 units	2015/09/29	238,000,000	2015/01/06
67589	Credit Suisse AG	HSI R Bear CBBC May 2015 D	0.2500	23,950 per 10,000 units	23,750 per 10,000 units	2015/05/28	238,000,000	2015/01/06
67564	Credit Suisse AG	HSI R Bear CBBC May 2015 P	0.2500	23,585 per 12,000 units	23,355 per 12,000 units	2015/05/28	238,000,000	2015/01/06
67570	Credit Suisse AG	HSI R Bear CBBC May 2015 Q	0.2500	23,700 per 10,000 units	23,500 per 10,000 units	2015/05/28	238,000,000	2015/01/06
67572	Credit Suisse AG	HSI R Bear CBBC May 2015 R	0.2500	23,800 per 10,000 units	23,600 per 10,000 units	2015/05/28	238,000,000	2015/01/06
67590	Credit Suisse AG	HSI R Bear CBBC May 2015 S	0.2500	24,088 per 10,000 units	23,888 per 10,000 units	2015/05/28	238,000,000	2015/01/06
67598	Credit Suisse AG	HSI R Bear CBBC Jun 2015 P	0.2500	25,250 per 10,000 units	25,050 per 10,000 units	2015/06/29	238,000,000	2015/01/06
67599	Credit Suisse AG	HSI R Bear CBBC Jul 2015 K	0.2500	25,350 per 10,000 units	25,150 per 10,000 units	2015/07/30	238,000,000	2015/01/06
67601	Credit Suisse AG	HSI R Bear CBBC Jul 2015 L	0.2500	25,700 per 10,000 units	25,500 per 10,000 units	2015/07/30	238,000,000	2015/01/06
67600	Credit Suisse AG	HSI R Bear CBBC Aug 2015 C	0.2500	25,550 per 10,000 units	25,350 per 10,000 units	2015/08/28	238,000,000	2015/01/06

Newly listed callable bull/bear contracts (continued)

Code	Issuer	Name of issue	Issue prices (HK\$)	Strike price (HKD) / Strike level per 10 units	Call price (HKD) / Call level per 10 units	Expiry date	No. of issue (units)	Listing date
67614	Credit Suisse AG	HSI R Bear CBBC Aug 2015 D	0.2500	25,800 per 10,000 units	25,600 per 10,000 units	2015/08/28	238,000,000	2015/01/06
67638	Goldman Sachs SP (Asia)	HSI R Bull CBBC Apr 2015 G	0.2500	23,138 per 20,000 units	23,438 per 20,000 units	2015/04/29	150,000,000	2015/01/06
67639	Goldman Sachs SP (Asia)	HSI R Bull CBBC Apr 2015 H	0.2500	23,338 per 20,000 units	23,638 per 20,000 units	2015/04/29	150,000,000	2015/01/06
67539	HK Bank	HSCEI R Bear CBBC Dec 2015 A	0.2800	14,188 per 10,000 units	13,988 per 10,000 units	2015/12/30	68,000,000	2015/01/06
67538	HK Bank	HSI R Bull CBBC Jun 2015 U	0.2500	21,178 per 20,000 units	21,428 per 20,000 units	2015/06/29	400,000,000	2015/01/06
67656	J P Morgan SP BV	HSI R Bull CBBC Jun 2015 R	0.2500	23,188 per 10,000 units	23,388 per 10,000 units	2015/06/29	200,000,000	2015/01/06
67654	J P Morgan SP BV	HSI R Bull CBBC Aug 2015 H	0.2500	23,400 per 10,000 units	23,600 per 10,000 units	2015/08/28	200,000,000	2015/01/06
67652	J P Morgan SP BV	HSI R Bull CBBC Aug 2015 K	0.2500	23,590 per 10,000 units	23,790 per 10,000 units	2015/08/28	200,000,000	2015/01/06
67542	J P Morgan SP BV	HSI R Bear CBBC Apr 2015 A	0.2500	23,700 per 10,000 units	23,500 per 10,000 units	2015/04/29	300,000,000	2015/01/06
67543	J P Morgan SP BV	HSI R Bear CBBC Apr 2015 B	0.2500	23,900 per 10,000 units	23,700 per 10,000 units	2015/04/29	300,000,000	2015/01/06
67541	J P Morgan SP BV	HSI R Bear CBBC Apr 2015 Z	0.2500	23,550 per 10,000 units	23,350 per 10,000 units	2015/04/29	300,000,000	2015/01/06
67663	Standard Chartered Bank	HSI R Bull CBBC Apr 2015 V	0.2500	23,380 per 15,000 units	23,580 per 15,000 units	2015/04/29	100,000,000	2015/01/06
67665	Standard Chartered Bank	HSI R Bull CBBC Apr 2015 W	0.2500	23,580 per 15,000 units	23,780 per 15,000 units	2015/04/29	100,000,000	2015/01/06
67597	Standard Chartered Bank	HSI R Bear CBBC Apr 2015 N	0.2500	23,680 per 20,000 units	23,480 per 20,000 units	2015/04/29	120,000,000	2015/01/06
67640	SGA Societe Generale Acceptance N.V.	CSA50 R Bull CBBC Nov15A	0.2500	12.6800	12.8800	2015/11/27	100,000,000	2015/01/06
67641	SGA Societe Generale Acceptance N.V.	CSA50 R Bear CBBC Jul15E	0.2500	14.1800	13.9800	2015/07/30	100,000,000	2015/01/06
67647	SGA Societe Generale Acceptance N.V.	HSI R Bull CBBC Jul 15S	0.2500	23,608 per 10,000 units	23,708 per 10,000 units	2015/07/30	200,000,000	2015/01/06
67645	SGA Societe Generale Acceptance N.V.	HSI R Bull CBBC Jul 15T	0.2500	23,408 per 10,000 units	23,508 per 10,000 units	2015/07/30	200,000,000	2015/01/06
67644	SGA Societe Generale Acceptance N.V.	HSI R Bull CBBC Aug 15E	0.2500	23,100 per 20,000 units	23,200 per 20,000 units	2015/08/28	400,000,000	2015/01/06
67591	SGA Societe Generale Acceptance N.V.	HSI R Bear CBBC May 15F	0.2500	23,688 per 10,000 units	23,588 per 10,000 units	2015/05/28	200,000,000	2015/01/06
67592	SGA Societe Generale Acceptance N.V.	HSI R Bear CBBC May 15G	0.2500	23,888 per 10,000 units	23,788 per 10,000 units	2015/05/28	200,000,000	2015/01/06
67593	SGA Societe Generale Acceptance N.V.	HSI R Bear CBBC May 15H	0.2500	25,100 per 20,000 units	25,000 per 20,000 units	2015/05/28	400,000,000	2015/01/06
67596	SGA Societe Generale Acceptance N.V.	HSI R Bear CBBC May 15I	0.2500	25,500 per 20,000 units	25,400 per 20,000 units	2015/05/28	400,000,000	2015/01/06
67650	SGA Societe Generale Acceptance N.V.	HSI R Bear CBBC Jun 15D	0.2500	26,100 per 20,000 units	26,000 per 20,000 units	2015/06/29	400,000,000	2015/01/06
67666	UBS AG	HSI R Bull CBBC Jul 2015 P	0.2500	23,300 per 10,000 units	23,500 per 10,000 units	2015/07/30	300,000,000	2015/01/06
67669	UBS AG	HSI R Bull CBBC Aug 2015 J	0.2500	23,450 per 10,000 units	23,650 per 10,000 units	2015/08/28	300,000,000	2015/01/06
67670	UBS AG	HSI R Bull CBBC Aug 2015 K	0.2500	23,590 per 10,000 units	23,790 per 10,000 units	2015/08/28	300,000,000	2015/01/06
67544	UBS AG	HSI R Bear CBBC Apr 2015 F	0.2500	24,000 per 10,000 units	23,800 per 10,000 units	2015/04/29	300,000,000	2015/01/06
67555	UBS AG	HSI R Bear CBBC Apr 2015 G	0.2500	23,850 per 10,000 units	23,650 per 10,000 units	2015/04/29	300,000,000	2015/01/06
67556	UBS AG	HSI R Bear CBBC May 2015 S	0.2500	23,700 per 10,000 units	23,500 per 10,000 units	2015/05/28	300,000,000	2015/01/06
67557	UBS AG	HSI R Bear CBBC May 2015 T	0.2500	23,550 per 10,000 units	23,350 per 10,000 units	2015/05/28	300,000,000	2015/01/06
67671	UBS AG	HSI R Bear CBBC May 2015 U	0.2500	25,800 per 10,000 units	25,600 per 10,000 units	2015/05/28	300,000,000	2015/01/06
67673	UBS AG	HSI R Bear CBBC May 2015 V	0.2500	25,250 per 10,000 units	25,050 per 10,000 units	2015/05/28	300,000,000	2015/01/06
67672	UBS AG	HSI R Bear CBBC Jun 2015 P	0.2500	25,450 per 10,000 units	25,250 per 10,000 units	2015/06/29	300,000,000	2015/01/06
67776	BNP Paribas Arbit Issu B.V.	CSOP A50 ETF R Bull CBBC Dec15B	0.2500	12.2000	12.5000	2015/12/30	100,000,000	2015/01/07
67775	BNP Paribas Arbit Issu B.V.	HSI R Bull CBBC Dec 2015 C	0.2500	23,300 per 10,000 units	23,500 per 10,000 units	2015/12/30	200,000,000	2015/01/07
67785	Credit Suisse AG	HSI R Bull CBBC Jul 2015 H	0.2500	23,038 per 12,000 units	23,238 per 12,000 units	2015/07/30	238,000,000	2015/01/07
67728	Credit Suisse AG	HSI R Bull CBBC Jul 2015 Q	0.2500	23,300 per 10,000 units	23,500 per 10,000 units	2015/07/30	238,000,000	2015/01/07
67725	Credit Suisse AG	HSI R Bull CBBC Jul 2015 X	0.2500	23,450 per 10,000 units	23,650 per 10,000 units	2015/07/30	238,000,000	2015/01/07
67726	Credit Suisse AG	HSI R Bull CBBC Jul 2015 Y	0.2500	23,550 per 10,000 units	23,750 per 10,000 units	2015/07/30	238,000,000	2015/01/07
67797	Credit Suisse AG	HSI R Bear CBBC Apr 2015 S	0.2500	23,750 per 10,000 units	23,550 per 10,000 units	2015/04/29	238,000,000	2015/01/07
67798	Credit Suisse AG	HSI R Bear CBBC Apr 2015 T	0.2500	23,702 per 12,000 units	23,502 per 12,000 units	2015/04/29	238,000,000	2015/01/07
67794	Credit Suisse AG	HSI R Bear CBBC Apr 2015 X	0.2500	23,850 per 12,000 units	23,650 per 12,000 units	2015/04/29	238,000,000	2015/01/07

Newly listed callable bull/bear contracts (continued)

Code	Issuer	Name of issue	Issue prices (HK\$)	Strike price (HKD) / Strike level per 10 units	Call price (HKD) / Call level per 10 units	Expiry date	No. of issue (units)	Listing date
67792	Credit Suisse AG	HSI R Bear CBBC Apr 2015 Y	0.2500	24,000 per 10,000 units	23,800 per 10,000 units	2015/04/29	238,000,000	2015/01/07
67804	Goldman Sachs SP (Asia)	HSI R Bear CBBC May 2015 D	0.2500	24,088 per 20,000 units	23,788 per 20,000 units	2015/05/28	150,000,000	2015/01/07
67717	HK Bank	BOCL R Bull CBBC Nov 2015 A	0.2500	3.9300	4.0800	2015/11/30	80,000,000	2015/01/07
67709	HK Bank	China Life R Bull CBBC Nov 2015 A	0.4500	26.4800	27.4800	2015/11/30	60,000,000	2015/01/07
67711	HK Bank	China Life R Bear CBBC Nov 2015 A	0.4400	34.6800	33.6800	2015/11/30	50,000,000	2015/01/07
67718	HK Bank	Minsheng Bank R Bull CBBC Dec 2015 A	0.2500	8.5800	9.0800	2015/12/14	40,000,000	2015/01/07
67708	HK Bank	Minsheng Bank R Bear CBBC Dec 2015 A	0.2500	11.9800	11.4800	2015/12/28	40,000,000	2015/01/07
67713	HK Bank	CNOOC R Bull CBBC Nov 2015 C	0.2500	8.8800	9.6800	2015/11/09	60,000,000	2015/01/07
67705	HK Bank	CSOP A50 ETF R Bull CBBC Jan 2016 C	0.2500	12.5800	12.7800	2016/01/11	200,000,000	2015/01/07
67678	HK Bank	A50 R Bull CBBC Jan 2016 C	0.2500	12.1800	12.3800	2016/01/11	200,000,000	2015/01/07
67680	HK Bank	A50 R Bear CBBC Nov 2015 E	0.2500	14.1800	13.9800	2015/11/11	50,000,000	2015/01/07
67682	HK Bank	A50 R Bear CBBC Nov 2015 F	0.3400	15.9800	15.7800	2015/11/18	50,000,000	2015/01/07
67696	HK Bank	HSCEI R Bull CBBC Sep 2015 A	0.2500	11,488 per 10,000 units	11,688 per 10,000 units	2015/09/29	100,000,000	2015/01/07
67699	HK Bank	HSCEI R Bear CBBC Oct 2015 C	0.2900	14,788 per 10,000 units	14,588 per 10,000 units	2015/10/29	68,000,000	2015/01/07
67683	HK Bank	HSI R Bull CBBC Sep 2015 H	0.2500	22,578 per 20,000 units	22,828 per 20,000 units	2015/09/29	400,000,000	2015/01/07
67687	HK Bank	HSI R Bull CBBC Oct 2015 G	0.2500	23,488 per 15,000 units	23,688 per 15,000 units	2015/10/29	100,000,000	2015/01/07
67693	HK Bank	HSI R Bull CBBC Oct 2015 H	0.2500	23,288 per 15,000 units	23,488 per 15,000 units	2015/10/29	100,000,000	2015/01/07
67715	HK Bank	ICBC R Bull CBBC Nov 2015 A	0.2500	5.0300	5.2300	2015/11/30	80,000,000	2015/01/07
67719	HK Bank	PetCh R Bull CBBC Nov 2015 C	0.2500	7.7800	8.1800	2015/11/09	60,000,000	2015/01/07
67723	HK Bank	Ping An R Bull CBBC Nov 2015 H	0.2500	71.88 per 100 units	75.88 per 100 units	2015/11/17	120,000,000	2015/01/07
67707	HK Bank	Ping An R Bear CBBC Oct 2015 B	0.2500	103.88 per 100 units	99.88 per 100 units	2015/10/26	40,000,000	2015/01/07
67765	J P Morgan SP BV	HSI R Bull CBBC Jun 2015 S	0.2500	22,988 per 10,000 units	23,188 per 10,000 units	2015/06/29	200,000,000	2015/01/07
67730	J P Morgan SP BV	HSI R Bull CBBC Jul 2015 A	0.2500	23,500 per 10,000 units	23,700 per 10,000 units	2015/07/30	200,000,000	2015/01/07
67773	J P Morgan SP BV	HSI R Bull CBBC Aug 2015 I	0.2500	23,300 per 10,000 units	23,500 per 10,000 units	2015/08/28	200,000,000	2015/01/07
67805	J P Morgan SP BV	HSI R Bear CBBC Apr 2015 F	0.2500	24,000 per 10,000 units	23,800 per 10,000 units	2015/04/29	200,000,000	2015/01/07
67807	J P Morgan SP BV	HSI R Bear CBBC May 2015 A	0.2500	23,750 per 10,000 units	23,550 per 10,000 units	2015/05/28	200,000,000	2015/01/07
67755	Standard Chartered Bank	China Life R Bull CBBC Sep 2015 A	0.5400	25.2800	26.2800	2015/09/18	50,000,000	2015/01/07
67756	Standard Chartered Bank	China Life R Bear CBBC May 2015 C	0.3950	34.3300	33.3300	2015/05/22	50,000,000	2015/01/07
67749	Standard Chartered Bank	CSOP A50 ETF R Bear CBBC Sep 2015C	0.2500	15.2000	14.8000	2015/09/21	50,000,000	2015/01/07
67754	Standard Chartered Bank	A50 China R Bear CBBC Sep 2015 C	0.2500	14.4000	14.0000	2015/09/21	50,000,000	2015/01/07
67759	Standard Chartered Bank	HSI R Bull CBBC Apr 2015 X	0.2500	23,280 per 20,000 units	23,480 per 20,000 units	2015/04/29	120,000,000	2015/01/07
67760	Standard Chartered Bank	HSI R Bear CBBC Apr 2015 O	0.2500	23,980 per 15,000 units	23,780 per 15,000 units	2015/04/29	100,000,000	2015/01/07
67744	Standard Chartered Bank	Ping An R Bull CBBC Nov 2015 D	0.2500	68.80 per 100 units	72.80 per 100 units	2015/11/17	50,000,000	2015/01/07
67745	Standard Chartered Bank	Ping An R Bear CBBC Aug 2015 C	0.2500	96.80 per 100 units	92.80 per 100 units	2015/08/18	50,000,000	2015/01/07
67735	SGA Societe Generale Acceptance N.V.	HSI R Bull CBBC Jun 15Z	0.2500	23,508 per 10,000 units	23,608 per 10,000 units	2015/06/29	200,000,000	2015/01/07
67802	SGA Societe Generale Acceptance N.V.	HSI R Bear CBBC Apr 15Q	0.2500	23,788 per 10,000 units	23,688 per 10,000 units	2015/04/29	200,000,000	2015/01/07
67741	SGA Societe Generale Acceptance N.V.	HSI R Bear CBBC May 15J	0.2500	24,300 per 20,000 units	24,200 per 20,000 units	2015/05/28	400,000,000	2015/01/07
67742	SGA Societe Generale Acceptance N.V.	HSI R Bear CBBC Jun 15E	0.2500	25,300 per 20,000 units	25,200 per 20,000 units	2015/06/29	400,000,000	2015/01/07
67743	SGA Societe Generale Acceptance N.V.	HSI R Bear CBBC Jun 15F	0.2500	25,700 per 20,000 units	25,600 per 20,000 units	2015/06/29	400,000,000	2015/01/07
67733	UBS AG	HSI R Bull CBBC Jun 2015 E	0.2500	23,573 per 12,000 units	23,773 per 12,000 units	2015/06/29	350,000,000	2015/01/07
67732	UBS AG	HSI R Bull CBBC Jul 2015 N	0.2500	23,400 per 10,000 units	23,600 per 10,000 units	2015/07/30	300,000,000	2015/01/07
67782	UBS AG	HSI R Bear CBBC May 2015 W	0.2500	24,800 per 10,000 units	24,600 per 10,000 units	2015/05/28	300,000,000	2015/01/07
67784	UBS AG	HSI R Bear CBBC May 2015 X	0.2500	24,600 per 10,000 units	24,400 per 10,000 units	2015/05/28	300,000,000	2015/01/07

Newly listed callable bull/bear contracts (continued)

Code	Issuer	Name of issue	Issue prices (HK\$)	Strike price (HKD) / Strike level per 10 units	Call price (HKD) / Call level per 10 units	Expiry date	No. of issue (units)	Listing date
67799	UBS AG	HSI R Bear CBBC May 2015 Y	0.2500	23,950 per 10,000 units	23,750 per 10,000 units	2015/05/28	300,000,000	2015/01/07
67777	UBS AG	HSI R Bear CBBC Jun 2015 Q	0.2500	25,050 per 10,000 units	24,850 per 10,000 units	2015/06/29	300,000,000	2015/01/07
67800	UBS AG	HSI R Bear CBBC Jun 2015 R	0.2500	23,800 per 10,000 units	23,600 per 10,000 units	2015/06/29	300,000,000	2015/01/07
67801	UBS AG	HSI R Bear CBBC Jul 2015 A	0.2500	23,702 per 12,000 units	23,502 per 12,000 units	2015/07/30	350,000,000	2015/01/07
67828	Credit Suisse AG	HSI R Bull CBBC Jun 2015 I	0.2500	23,250 per 10,000 units	23,450 per 10,000 units	2015/06/29	238,000,000	2015/01/08
67831	Credit Suisse AG	HSI R Bull CBBC Jun 2015 J	0.2500	23,375 per 12,000 units	23,605 per 12,000 units	2015/06/29	238,000,000	2015/01/08
67826	Credit Suisse AG	HSI R Bear CBBC Apr 2015 F	0.2500	23,900 per 10,000 units	23,700 per 10,000 units	2015/04/29	238,000,000	2015/01/08
67827	Credit Suisse AG	HSI R Bear CBBC Apr 2015 P	0.2500	24,050 per 10,000 units	23,850 per 10,000 units	2015/04/29	238,000,000	2015/01/08
67825	Credit Suisse AG	HSI R Bear CBBC Apr 2015 V	0.2500	23,725 per 10,000 units	23,525 per 10,000 units	2015/04/29	238,000,000	2015/01/08
67810	Goldman Sachs SP (Asia)	HSI R Bull CBBC Apr 2015 I	0.2540	22,538 per 10,000 units	22,738 per 10,000 units	2015/04/29	150,000,000	2015/01/08
67816	Goldman Sachs SP (Asia)	HSI R Bull CBBC Apr 2015 J	0.2660	22,938 per 10,000 units	23,138 per 10,000 units	2015/04/29	150,000,000	2015/01/08
67819	Goldman Sachs SP (Asia)	HSI R Bear CBBC May 2015 E	0.2520	24,088 per 10,000 units	23,888 per 10,000 units	2015/05/28	150,000,000	2015/01/08
67820	Goldman Sachs SP (Asia)	HSI R Bear CBBC May 2015 F	0.2730	24,288 per 10,000 units	24,088 per 10,000 units	2015/05/28	150,000,000	2015/01/08
67835	J P Morgan SP BV	HSI R Bull CBBC Jul 2015 O	0.2500	23,088 per 10,000 units	23,288 per 10,000 units	2015/07/30	200,000,000	2015/01/08
67834	J P Morgan SP BV	HSI R Bear CBBC May 2015 B	0.2500	23,888 per 10,000 units	23,688 per 10,000 units	2015/05/28	200,000,000	2015/01/08
67830	UBS AG	HSI R Bull CBBC Jun 2015 F	0.2500	23,405 per 12,000 units	23,605 per 12,000 units	2015/06/29	350,000,000	2015/01/08
67829	UBS AG	HSI R Bull CBBC Jul 2015 Q	0.2500	23,200 per 10,000 units	23,400 per 10,000 units	2015/07/30	300,000,000	2015/01/08
67821	UBS AG	HSI R Bear CBBC Jun 2015 S	0.2500	24,050 per 10,000 units	23,850 per 10,000 units	2015/06/29	300,000,000	2015/01/08
67822	UBS AG	HSI R Bear CBBC Jun 2015 T	0.2500	23,900 per 10,000 units	23,700 per 10,000 units	2015/06/29	300,000,000	2015/01/08
67824	UBS AG	HSI R Bear CBBC Jul 2015 B	0.2500	23,750 per 10,000 units	23,550 per 10,000 units	2015/07/30	300,000,000	2015/01/08
67924	BNP Paribas Arbit Issu B.V.	HSI R Bull CBBC Dec 2015 D	0.2500	23,600 per 10,000 units	23,800 per 10,000 units	2015/12/30	200,000,000	2015/01/09
67909	Credit Suisse AG	HSI R Bull CBBC May 2015 G	0.2500	23,400 per 10,000 units	23,600 per 10,000 units	2015/05/28	238,000,000	2015/01/09
67915	Credit Suisse AG	HSI R Bull CBBC May 2015 H	0.2500	23,527 per 10,000 units	23,727 per 10,000 units	2015/05/28	238,000,000	2015/01/09
67916	Credit Suisse AG	HSI R Bull CBBC May 2015 I	0.2500	23,627 per 12,000 units	23,857 per 12,000 units	2015/05/28	238,000,000	2015/01/09
67885	Credit Suisse AG	HSI R Bear CBBC Jun 2015 Q	0.2500	23,806 per 10,000 units	23,606 per 10,000 units	2015/06/29	238,000,000	2015/01/09
67887	Credit Suisse AG	HSI R Bear CBBC Jun 2015 R	0.2500	23,977 per 10,000 units	23,777 per 10,000 units	2015/06/29	238,000,000	2015/01/09
67891	Credit Suisse AG	Ping An R Bull CBBC Aug 2015 A	0.2500	69.30 per 100 units	73.30 per 100 units	2015/08/28	60,000,000	2015/01/09
67893	Credit Suisse AG	Ping An R Bull CBBC Aug 2015 B	0.2500	72.30 per 100 units	76.30 per 100 units	2015/08/28	60,000,000	2015/01/09
67894	Credit Suisse AG	Ping An R Bull CBBC Aug 2015 C	0.2500	76.30 per 100 units	80.30 per 100 units	2015/08/28	60,000,000	2015/01/09
67895	Credit Suisse AG	Ping An R Bear CBBC Apr 2015 A	0.2500	93.70 per 100 units	89.70 per 100 units	2015/04/30	60,000,000	2015/01/09
67896	Credit Suisse AG	Ping An R Bear CBBC Apr 2015 B	0.2500	100.60 per 100 units	96.60 per 100 units	2015/04/30	60,000,000	2015/01/09
67940	J P Morgan SP BV	HSI R Bull CBBC Jul 2015 J	0.2500	23,488 per 10,000 units	23,688 per 10,000 units	2015/07/30	200,000,000	2015/01/09
67930	J P Morgan SP BV	HSI R Bull CBBC Jul 2015 T	0.2500	23,288 per 10,000 units	23,488 per 10,000 units	2015/07/30	200,000,000	2015/01/09
67943	J P Morgan SP BV	HSI R Bull CBBC Aug 2015 L	0.2500	23,657 per 10,000 units	23,857 per 10,000 units	2015/08/28	200,000,000	2015/01/09
67861	J P Morgan SP BV	HSI R Bear CBBC May 2015 C	0.2500	23,806 per 10,000 units	23,606 per 10,000 units	2015/05/28	200,000,000	2015/01/09
67862	J P Morgan SP BV	HSI R Bear CBBC May 2015 D	0.2500	23,988 per 10,000 units	23,788 per 10,000 units	2015/05/28	200,000,000	2015/01/09
67926	J P Morgan SP BV	HSI R Bear CBBC May 2015 E	0.2500	24,588 per 10,000 units	24,388 per 10,000 units	2015/05/28	200,000,000	2015/01/09
67928	J P Morgan SP BV	HSI R Bear CBBC May 2015 F	0.2500	24,388 per 10,000 units	24,188 per 10,000 units	2015/05/28	200,000,000	2015/01/09
67888	Standard Chartered Bank	HSI R Bull CBBC Apr 2015 Y	0.2500	22,980 per 15,000 units	23,180 per 15,000 units	2015/04/29	100,000,000	2015/01/09
67905	Standard Chartered Bank	HSI R Bull CBBC Apr 2015 Z	0.2500	23,480 per 20,000 units	23,680 per 20,000 units	2015/04/29	120,000,000	2015/01/09
67904	SGA Societe Generale Acceptance N.V.	COVS R Bull CBBC Oct15A	0.4500	21.0800	21.8800	2015/10/29	50,000,000	2015/01/09
67842	SGA Societe Generale Acceptance N.V.	CCB R Bull CBBC Jan16A	0.2500	5.7300	5.8800	2016/01/28	100,000,000	2015/01/09
67840	SGA Societe Generale Acceptance N.V.	CCB R Bull CBBC Mar16A	0.2500	5.3300	5.4800	2016/03/30	100,000,000	2015/01/09

Newly listed callable bull/bear contracts (continued)

Code	Issuer	Name of issue	Issue prices (HK\$)	Strike price (HKD) / Strike level per 10 units	Call price (HKD) / Call level per 10 units	Expiry date	No. of issue (units)	Listing date
67836	SGA Societe Generale Acceptance N.V.	CCB R Bull CBBC May16A	0.2500	4.9300	5.0800	2016/05/30	100,000,000	2015/01/09
67845	SGA Societe Generale Acceptance N.V.	CCB R Bear CBBC Jan16A	0.2500	7.3300	7.1800	2016/01/28	100,000,000	2015/01/09
67849	SGA Societe Generale Acceptance N.V.	CCB R Bear CBBC Mar16A	0.2500	8.0300	7.8800	2016/03/30	100,000,000	2015/01/09
67853	SGA Societe Generale Acceptance N.V.	CMBC R Bull CBBC Aug15A	0.2500	9.0800	9.3800	2015/08/28	100,000,000	2015/01/09
67852	SGA Societe Generale Acceptance N.V.	CMBC R Bull CBBC Oct15A	0.2500	8.4800	8.7800	2015/10/29	100,000,000	2015/01/09
67850	SGA Societe Generale Acceptance N.V.	CMBC R Bull CBBC Dec15A	0.2800	7.7800	8.0800	2015/12/30	100,000,000	2015/01/09
67854	SGA Societe Generale Acceptance N.V.	CMBC R Bear CBBC Oct15A	0.2500	11.7800	11.4800	2015/10/29	100,000,000	2015/01/09
67922	SGA Societe Generale Acceptance N.V.	HSI R Bull CBBC Jun15 T	0.2500	23,708 per 10,000 units	23,808 per 10,000 units	2015/06/29	200,000,000	2015/01/09
67897	SGA Societe Generale Acceptance N.V.	HSI R Bull CBBC Sep15 A	0.2500	22,500 per 20,000 units	22,600 per 20,000 units	2015/09/29	400,000,000	2015/01/09
67902	SGA Societe Generale Acceptance N.V.	HSI R Bull CBBC Sep15 B	0.2500	22,900 per 20,000 units	23,000 per 20,000 units	2015/09/29	400,000,000	2015/01/09
67858	SGA Societe Generale Acceptance N.V.	ICBC R Bull CBBC Jan16A	0.2500	5.1300	5.2800	2016/01/28	100,000,000	2015/01/09
67857	SGA Societe Generale Acceptance N.V.	ICBC R Bull CBBC Mar16A	0.2500	4.7300	4.8800	2016/03/30	100,000,000	2015/01/09
67856	SGA Societe Generale Acceptance N.V.	ICBC R Bull CBBC May16A	0.2500	4.3300	4.4800	2016/05/30	100,000,000	2015/01/09
67859	SGA Societe Generale Acceptance N.V.	ICBC R Bear CBBC Jan16A	0.2500	6.4300	6.2800	2016/01/28	100,000,000	2015/01/09
67860	SGA Societe Generale Acceptance N.V.	ICBC R Bear CBBC Mar16A	0.2500	7.0300	6.8800	2016/03/30	100,000,000	2015/01/09
67871	UBS AG	BOCL R Bull CBBC Oct 2015 A	0.2500	3.8200	4.0000	2015/10/12	100,000,000	2015/01/09
67877	UBS AG	CC Bank R Bull CBBC Sep 2015 B	0.2500	5.7000	6.0000	2015/09/14	100,000,000	2015/01/09
67874	UBS AG	China Life R Bull CBBC Dec 2015 A	0.2500	26 per 100 units	28 per 100 units	2015/12/21	100,000,000	2015/01/09
67876	UBS AG	Minsheng Bank R Bull CBBC Oct 2015 A	0.2500	8.5000	9.0000	2015/10/12	100,000,000	2015/01/09
67873	UBS AG	CSOP A50 ETF R Bull CBBC Oct 2015 A	0.2500	12.8000	13.0000	2015/10/05	100,000,000	2015/01/09
67872	UBS AG	A50 China R Bull CBBC Dec 2015 B	0.2500	12.3000	12.5000	2015/12/28	100,000,000	2015/01/09
67882	UBS AG	HKEx R Bull CBBC Aug 2015 A	0.2500	160 per 100 units	165 per 100 units	2015/08/17	100,000,000	2015/01/09
67870	UBS AG	HSCEI R Bull CBBC Aug 2015 B	0.2500	11,300 per 10,000 units	11,500 per 10,000 units	2015/08/28	100,000,000	2015/01/09
67917	UBS AG	HSI R Bull CBBC Jun 2015 I	0.2500	23,350 per 10,000 units	23,550 per 10,000 units	2015/06/29	300,000,000	2015/01/09
67919	UBS AG	HSI R Bull CBBC Jul 2015 R	0.2500	23,500 per 10,000 units	23,700 per 10,000 units	2015/07/30	300,000,000	2015/01/09
67921	UBS AG	HSI R Bull CBBC Jul 2015 S	0.2500	23,657 per 10,000 units	23,857 per 10,000 units	2015/07/30	300,000,000	2015/01/09
67869	UBS AG	HSI R Bear CBBC Jun 2015 U	0.2500	23,806 per 12,000 units	23,606 per 12,000 units	2015/06/29	350,000,000	2015/01/09
67875	UBS AG	Ping An R Bull CBBC Oct 2015 C	0.2500	66 per 100 units	70 per 100 units	2015/10/19	100,000,000	2015/01/09
67878	UBS AG	TCH R Bull CBBC Jun 2015 H	0.2500	103.50 per 100 units	106 per 100 units	2015/06/22	100,000,000	2015/01/09
67411*	HK Bank	HSCEI R Bull CBBC Jun 2015 E	0.0920	11,288 per 10,000 units	11,488 per 10,000 units	2015/06/29	180,000,000	2015/01/09
68093	BNP Paribas Arbit Issu B.V.	HSI R Bull CBBC Dec 2015 E	0.2500	23,700 per 10,000 units	23,900 per 10,000 units	2015/12/30	200,000,000	2015/01/12
68096	BNP Paribas Arbit Issu B.V.	HSI R Bear CBBC Jun 2015 E	0.2500	24,100 per 10,000 units	23,900 per 10,000 units	2015/06/29	200,000,000	2015/01/12
68045	Credit Suisse AG	BOCL R Bull CBBC Aug 2015 A	0.2500	3.9400	4.1000	2015/08/28	50,000,000	2015/01/12
68032	Credit Suisse AG	CCB R Bull CBBC Aug 2015 A	0.2500	5.7800	6.0300	2015/08/28	50,000,000	2015/01/12
68037	Credit Suisse AG	CCB R Bear CBBC May 2015 B	0.2500	7.6200	7.3700	2015/05/29	50,000,000	2015/01/12
68068	Credit Suisse AG	HSI R Bull CBBC Jun 2015 E	0.2500	23,746 per 12,000 units	23,976 per 12,000 units	2015/06/29	238,000,000	2015/01/12
68065	Credit Suisse AG	HSI R Bull CBBC Jun 2015 R	0.2500	23,600 per 10,000 units	23,800 per 10,000 units	2015/06/29	238,000,000	2015/01/12
68066	Credit Suisse AG	HSI R Bull CBBC Jun 2015 W	0.2500	23,700 per 10,000 units	23,900 per 10,000 units	2015/06/29	238,000,000	2015/01/12
68027	Credit Suisse AG	HSI R Bear CBBC May 2015 U	0.2500	24,150 per 10,000 units	23,950 per 10,000 units	2015/05/28	238,000,000	2015/01/12
68069	Credit Suisse AG	HSI R Bear CBBC May 2015 V	0.2500	23,952 per 12,000 units	23,722 per 12,000 units	2015/05/28	238,000,000	2015/01/12
68070	Credit Suisse AG	HSI R Bear CBBC May 2015 W	0.2500	24,033 per 10,000 units	23,833 per 10,000 units	2015/05/28	238,000,000	2015/01/12
68038	Credit Suisse AG	ICBC R Bull CBBC Aug 2015 A	0.2500	5.1300	5.3300	2015/08/28	50,000,000	2015/01/12
68041	Credit Suisse AG	ICBC R Bear CBBC May 2015 B	0.2500	6.8000	6.5500	2015/05/29	50,000,000	2015/01/12

Newly listed callable bull/bear contracts (continued)

Code	Issuer	Name of issue	Issue prices (HK\$)	Strike price (HKD) / Strike level per 10 units	Call price (HKD) / Call level per 10 units	Expiry date	No. of issue (units)	Listing date
68055	Goldman Sachs SP (Asia)	HSI R Bull CBBC Apr 2015 K	0.2500	23,538 per 10,000 units	23,838 per 10,000 units	2015/04/29	150,000,000	2015/01/12
68089	Goldman Sachs SP (Asia)	HSI R Bear CBBC May 2015 G	0.2500	24,288 per 20,000 units	23,988 per 20,000 units	2015/05/28	150,000,000	2015/01/12
68007	HK Bank	BOCL R Bear CBBC Dec 2015 A	0.2500	5.0400	4.8900	2015/12/21	40,000,000	2015/01/12
68012	HK Bank	COVS R Bull CBBC Dec 2015 A	0.3500	21.6800	22.6800	2015/12/21	50,000,000	2015/01/12
68017	HK Bank	CITIC R Bull CBBC Dec 2015 A	0.3600	10.1800	11.1800	2015/12/21	40,000,000	2015/01/12
67998	HK Bank	China Life R Bull CBBC Nov 2015 B	0.3500	28.0800	29.0800	2015/11/16	60,000,000	2015/01/12
68004	HK Bank	China Life R Bear CBBC Dec 2015 A	0.5200	36.3800	35.3800	2015/12/21	50,000,000	2015/01/12
68018	HK Bank	CM Bank R Bull CBBC Dec 2015 A	0.3500	16.6800	17.2800	2015/12/21	40,000,000	2015/01/12
68010	HK Bank	Sinopec Corp R Bull CBBC Dec 2015 B	0.2500	5.5300	5.8300	2015/12/21	80,000,000	2015/01/12
67962	HK Bank	CSOP A50 ETF R Bull CBBC Jan 2016 D	0.2500	13.1800	13.3800	2016/01/18	200,000,000	2015/01/12
67964	HK Bank	CSOP A50 ETF R Bull CBBC Jan 2016 E	0.2500	13.3800	13.5800	2016/01/14	200,000,000	2015/01/12
67968	HK Bank	CSOP A50 ETF R Bull CBBC Jan 2016 F	0.2500	13.5800	13.7800	2016/01/11	200,000,000	2015/01/12
67971	HK Bank	CSOP A50 ETF R Bull CBBC Jan 2016 G	0.2500	13.7800	13.9800	2016/01/06	200,000,000	2015/01/12
67975	HK Bank	CSOP A50 ETF R Bear CBBC Jan 2016 A	0.2500	16.3800	16.1800	2016/01/18	40,000,000	2015/01/12
67955	HK Bank	A50 R Bull CBBC Jan 2016 D	0.2500	12.5800	12.7800	2016/01/18	200,000,000	2015/01/12
67959	HK Bank	A50 R Bull CBBC Jan 2016 E	0.2500	12.7800	12.9800	2016/01/06	200,000,000	2015/01/12
68008	HK Bank	ICBC R Bear CBBC Dec 2015 A	0.2500	6.9800	6.7800	2015/12/21	40,000,000	2015/01/12
67976	HK Bank	Ping An R Bull CBBC Nov 2015 I	0.2500	73.88 per 100 units	77.88 per 100 units	2015/11/26	120,000,000	2015/01/12
67965	HK Bank	Ping An R Bear CBBC Nov 2015 C	0.2500	96.88 per 100 units	92.88 per 100 units	2015/11/26	40,000,000	2015/01/12
68061	J P Morgan SP BV	HSI R Bull CBBC Jul 2015 I	0.2500	23,776 per 10,000 units	23,976 per 10,000 units	2015/07/30	200,000,000	2015/01/12
67985	J P Morgan SP BV	HSI R Bull CBBC Aug 2015 E	0.2500	23,600 per 10,000 units	23,800 per 10,000 units	2015/08/28	200,000,000	2015/01/12
68025	J P Morgan SP BV	HSI R Bear CBBC Apr 2015 G	0.2500	24,100 per 10,000 units	23,900 per 10,000 units	2015/04/29	200,000,000	2015/01/12
68088	J P Morgan SP BV	HSI R Bear CBBC Apr 2015 J	0.2500	24,600 per 10,000 units	24,400 per 10,000 units	2015/04/29	200,000,000	2015/01/12
68064	Standard Chartered Bank	HSI R Bull CBBC Apr 2015 A	0.2500	23,680 per 20,000 units	23,880 per 20,000 units	2015/04/29	120,000,000	2015/01/12
68029	Standard Chartered Bank	HSI R Bull CBBC Sep 2015 B	0.2500	22,580 per 15,000 units	22,780 per 15,000 units	2015/09/29	100,000,000	2015/01/12
68062	Standard Chartered Bank	HSI R Bear CBBC Apr 2015 P	0.2500	24,180 per 15,000 units	23,980 per 15,000 units	2015/04/29	100,000,000	2015/01/12
68030	Standard Chartered Bank	HSI R Bear CBBC Sep 2015 A	0.2500	25,280 per 20,000 units	25,080 per 20,000 units	2015/09/29	120,000,000	2015/01/12
68019	SGA Societe Generale Acceptance N.V.	CLife R Bull CBBC Aug15A	0.5000	27.0800	27.8800	2015/08/28	100,000,000	2015/01/12
67995	SGA Societe Generale Acceptance N.V.	CSA50 R Bull CBBC Oct15A	0.2500	13.0800	13.2800	2015/10/29	100,000,000	2015/01/12
67997	SGA Societe Generale Acceptance N.V.	A50 R Bull CBBC Oct15 A	0.2500	12.2800	12.4800	2015/10/29	100,000,000	2015/01/12
68046	SGA Societe Generale Acceptance N.V.	HSI R Bull CBBC Jul15 W	0.2500	23,808 per 10,000 units	23,908 per 10,000 units	2015/07/30	200,000,000	2015/01/12
68047	SGA Societe Generale Acceptance N.V.	HSI R Bear CBBC May15 K	0.2500	24,088 per 10,000 units	23,988 per 10,000 units	2015/05/28	200,000,000	2015/01/12
68048	SGA Societe Generale Acceptance N.V.	HSI R Bear CBBC May15 L	0.2500	25,688 per 10,000 units	25,588 per 10,000 units	2015/05/28	200,000,000	2015/01/12
68050	SGA Societe Generale Acceptance N.V.	HSI R Bear CBBC May15 M	0.2500	25,888 per 10,000 units	25,788 per 10,000 units	2015/05/28	200,000,000	2015/01/12
68053	SGA Societe Generale Acceptance N.V.	HSI R Bear CBBC May15 N	0.2500	26,088 per 10,000 units	25,988 per 10,000 units	2015/05/28	200,000,000	2015/01/12
68021	SGA Societe Generale Acceptance NV	PingAn R Bull CBBC Aug15A	0.2500	74.88 per 100 units	77.88 per 100 units	2015/08/28	300,000,000	2015/01/12
68083	UBS AG	ABC R Bull CBBC Jan 2016 A	0.2500	3.2500	3.5000	2016/01/18	100,000,000	2015/01/12
68031	UBS AG	COVS R Bull CBBC Sep 2015 A	0.4550	22.0000	23.0000	2015/09/14	50,000,000	2015/01/12
68084	UBS AG	HSBC R Bear CBBC Jun 2015 A	0.2500	87.80 per 100 units	85 per 100 units	2015/06/22	100,000,000	2015/01/12
68081	UBS AG	HSCEI R Bear CBBC Aug 2015 A	0.2850	15,200 per 10,000 units	15,000 per 10,000 units	2015/08/28	100,000,000	2015/01/12
68080	UBS AG	HSI R Bull CBBC Jun 2015 H	0.2500	23,600 per 10,000 units	23,800 per 10,000 units	2015/06/29	300,000,000	2015/01/12
68076	UBS AG	HSI R Bull CBBC Jul 2015 T	0.2500	23,746 per 12,000 units	23,976 per 12,000 units	2015/07/30	350,000,000	2015/01/12
68071	UBS AG	HSI R Bear CBBC Apr 2015 H	0.2500	24,100 per 10,000 units	23,900 per 10,000 units	2015/04/29	300,000,000	2015/01/12

Newly listed callable bull/bear contracts (continued)

Code	Issuer	Name of issue	Issue prices (HK\$)	Strike price (HKD) / Strike level per 10 units	Call price (HKD) / Call level per 10 units	Expiry date	No. of issue (units)	Listing date
68075	UBS AG	HSI R Bear CBBC Jun 2015 W	0.2500	23,952 per 12,000 units	23,722 per 12,000 units	2015/06/29	350,000,000	2015/01/12
68082	UBS AG	ICBC R Bear CBBC Aug 2015 A	0.2500	7.2500	7.0000	2015/08/17	100,000,000	2015/01/12
64966*	Goldman Sachs SP (Asia)	HSI R Bull CBBC Jul 2014 P	0.3000	22,288 per 7,000 units	22,488 per 7,000 units	2014/07/30	60,000,000	2015/01/12
68214	BNP Paribas Arbit Issu B.V.	A50 Ch R Bull CBBC Dec 2015 B	0.2500	12.5000	12.8000	2015/12/30	100,000,000	2015/01/13
68215	BNP Paribas Arbit Issu B.V.	HSCEI R Bull CBBC Dec 2015 B	0.2500	11,300 per 5,000 units	11,500 per 5,000 units	2015/12/30	100,000,000	2015/01/13
68146	BNP Paribas Arbit Issu B.V.	HSI R Bull CBBC Dec 2015 F	0.2500	23,500 per 10,000 units	23,700 per 10,000 units	2015/12/30	200,000,000	2015/01/13
68149	BNP Paribas Arbit Issu B.V.	HSI R Bull CBBC Dec 2015 G	0.2500	23,400 per 10,000 units	23,600 per 10,000 units	2015/12/30	200,000,000	2015/01/13
68208	BNP Paribas Arbit Issu B.V.	HSI R Bear CBBC Jun 2015 F	0.2500	23,600 per 10,000 units	23,400 per 10,000 units	2015/06/29	200,000,000	2015/01/13
68209	BNP Paribas Arbit Issu B.V.	HSI R Bear CBBC Jun 2015 G	0.2500	23,700 per 10,000 units	23,500 per 10,000 units	2015/06/29	200,000,000	2015/01/13
68212	BNP Paribas Arbit Issu B.V.	HSI R Bear CBBC Jun 2015 H	0.2500	23,800 per 10,000 units	23,600 per 10,000 units	2015/06/29	200,000,000	2015/01/13
68193	Credit Suisse AG	CSOP A50 ETF R Bull CBBC Aug 2015 C	0.2500	12.8200	13.5000	2015/08/28	60,000,000	2015/01/13
68194	Credit Suisse AG	CSOP A50 ETF R Bear CBBC May 2015 A	0.2500	15.8400	15.1600	2015/05/29	60,000,000	2015/01/13
68195	Credit Suisse AG	A50 China R Bull CBBC Aug 2015 C	0.2500	12.2000	12.8600	2015/08/28	60,000,000	2015/01/13
68196	Credit Suisse AG	A50 China R Bear CBBC May 2015 A	0.2500	14.6200	13.9600	2015/05/29	60,000,000	2015/01/13
68192	Credit Suisse AG	HSI R Bull CBBC May 2015 J	0.2500	23,200 per 10,000 units	23,400 per 10,000 units	2015/05/28	238,000,000	2015/01/13
68180	Credit Suisse AG	HSI R Bull CBBC Jun 2015 K	0.2500	23,471 per 12,000 units	23,721 per 12,000 units	2015/06/29	238,000,000	2015/01/13
68183	Credit Suisse AG	HSI R Bull CBBC Jun 2015 S	0.2500	23,425 per 10,000 units	23,625 per 10,000 units	2015/06/29	238,000,000	2015/01/13
68184	Credit Suisse AG	HSI R Bull CBBC Jun 2015 T	0.2500	23,350 per 10,000 units	23,550 per 10,000 units	2015/06/29	238,000,000	2015/01/13
68221	Credit Suisse AG	HSI R Bear CBBC Apr 2015 Q	0.2500	24,100 per 10,000 units	23,900 per 10,000 units	2015/04/29	238,000,000	2015/01/13
68224	Credit Suisse AG	HSI R Bear CBBC May 2015 C	0.2500	23,866 per 10,000 units	23,666 per 10,000 units	2015/05/28	238,000,000	2015/01/13
68228	Credit Suisse AG	HSI R Bear CBBC May 2015 K	0.2500	23,700 per 10,000 units	23,500 per 10,000 units	2015/05/28	238,000,000	2015/01/13
68230	Credit Suisse AG	HSI R Bear CBBC May 2015 L	0.2500	23,604 per 12,000 units	23,374 per 12,000 units	2015/05/28	238,000,000	2015/01/13
68140	Bank of East Asia	A50 China R Bull CBBC Feb 2016 A	0.2500	12.0000	12.2800	2016/02/25	50,000,000	2015/01/13
68137	Bank of East Asia	Ping An R Bear CBBC Nov 2015 A	0.2500	99.88 per 100 units	96 per 100 units	2015/11/25	60,000,000	2015/01/13
68206	Goldman Sachs SP (Asia)	HSI R Bear CBBC May 2015 H	0.2510	23,888 per 20,000 units	23,588 per 20,000 units	2015/05/28	150,000,000	2015/01/13
68125	HK Bank	Minsheng Bank R Bull CBBC Nov 2015 D	0.2500	9.3800	9.6800	2015/11/16	40,000,000	2015/01/13
68132	HK Bank	Minsheng Bank R Bear CBBC Nov 2015 A	0.2500	12.7800	12.4800	2015/11/16	40,000,000	2015/01/13
68134	HK Bank	CNOOC R Bull CBBC Dec 2015 A	0.2500	9.3800	10.1800	2015/12/21	60,000,000	2015/01/13
68100	HK Bank	CSOP A50 ETF R Bull CBBC Dec 2015 M	0.2500	13.9800	14.1800	2015/12/22	200,000,000	2015/01/13
68101	HK Bank	CSOP A50 ETF R Bear CBBC Feb 2016 A	0.3000	17.1800	16.9800	2016/02/29	40,000,000	2015/01/13
68102	HK Bank	A50 R Bull CBBC Jan 2016 F	0.2500	12.9800	13.1800	2016/01/25	200,000,000	2015/01/13
68107	HK Bank	A50 R Bull CBBC Jan 2016 G	0.2500	13.1800	13.3800	2016/01/21	200,000,000	2015/01/13
68108	HK Bank	A50 R Bear CBBC Nov 2015 G	0.3200	16.6800	16.4800	2015/11/16	50,000,000	2015/01/13
68113	HK Bank	HKEx R Bull CBBC Nov 2015 A	0.2500	161.88 per 100 units	166.88 per 100 units	2015/11/09	60,000,000	2015/01/13
68099	HK Bank	HSCEI R Bull CBBC Oct 2015 A	0.2500	11,688 per 10,000 units	11,888 per 10,000 units	2015/10/29	100,000,000	2015/01/13
68110	HK Bank	HSI R Bull CBBC Jul 2015 U	0.2500	22,388 per 15,000 units	22,588 per 15,000 units	2015/07/30	100,000,000	2015/01/13
68122	HK Bank	Ping An R Bull CBBC Nov 2015 J	0.2500	75.88 per 100 units	79.88 per 100 units	2015/11/16	120,000,000	2015/01/13
68123	HK Bank	Ping An R Bear CBBC Nov 2015 D	0.3000	110.88 per 100 units	106.88 per 100 units	2015/11/16	40,000,000	2015/01/13
68112	HK Bank	TCH R Bull CBBC Nov 2015 C	0.2500	109.88 per 100 units	111.88 per 100 units	2015/11/09	100,000,000	2015/01/13
68254	J P Morgan SP BV	HSI R Bull CBBC Jun 2015 T	0.2500	22,488 per 10,000 units	22,688 per 10,000 units	2015/06/29	200,000,000	2015/01/13
68135	J P Morgan SP BV	HSI R Bull CBBC Aug 2015 M	0.2500	23,400 per 10,000 units	23,600 per 10,000 units	2015/08/28	200,000,000	2015/01/13
68176	J P Morgan SP BV	HSI R Bull CBBC Aug 2015 N	0.2500	23,200 per 10,000 units	23,400 per 10,000 units	2015/08/28	200,000,000	2015/01/13
68207	J P Morgan SP BV	HSI R Bear CBBC Apr 2015 M	0.2500	23,574 per 10,000 units	23,374 per 10,000 units	2015/04/29	200,000,000	2015/01/13

Newly listed callable bull/bear contracts (continued)

Code	Issuer	Name of issue	Issue prices (HK\$)	Strike price (HKD) / Strike level per 10 units	Call price (HKD) / Call level per 10 units	Expiry date	No. of issue (units)	Listing date
68253	J P Morgan SP BV	HSI R Bear CBBC Apr 2015 R	0.2500	23,700 per 10,000 units	23,500 per 10,000 units	2015/04/29	200,000,000	2015/01/13
68151	Macquarie Bank Ltd.	HSI R Bull CBBC Jun 2015 A	0.2550	22,500 per 10,000 units	22,700 per 10,000 units	2015/06/29	40,000,000	2015/01/13
68156	Macquarie Bank Ltd.	HSI R Bull CBBC Jun 2015 B	0.2500	22,750 per 10,000 units	22,950 per 10,000 units	2015/06/29	40,000,000	2015/01/13
68200	Standard Chartered Bank	HSI R Bull CBBC Apr 2015 J	0.2500	23,380 per 15,000 units	23,580 per 15,000 units	2015/04/29	100,000,000	2015/01/13
68201	Standard Chartered Bank	HSI R Bear CBBC Apr 2015 Q	0.2500	24,080 per 20,000 units	23,880 per 20,000 units	2015/04/29	120,000,000	2015/01/13
68217	Standard Chartered Bank	HSI R Bear CBBC Apr 2015 R	0.2500	23,780 per 15,000 units	23,580 per 15,000 units	2015/04/29	100,000,000	2015/01/13
68219	Standard Chartered Bank	HSI R Bear CBBC Apr 2015 S	0.2500	23,580 per 15,000 units	23,380 per 15,000 units	2015/04/29	100,000,000	2015/01/13
68220	Standard Chartered Bank	HSI R Bear CBBC Apr 2015 T	0.2500	23,680 per 20,000 units	23,480 per 20,000 units	2015/04/29	120,000,000	2015/01/13
68157	SGA Societe Generale Acceptance N.V	CSA50 R Bear CBBC Sep15A	0.2500	16.0800	15.8800	2015/09/29	100,000,000	2015/01/13
68159	SGA Societe Generale Acceptance N.V	CSA50 R Bear CBBC Dec15A	0.2500	16.5800	16.3800	2015/12/30	100,000,000	2015/01/13
68232	SGA Societe Generale Acceptance NV	HSCEI R Bull CBBC Sep15A	0.2500	11,008 per 10,000 units	11,208 per 10,000 units	2015/09/29	200,000,000	2015/01/13
68231	SGA Societe Generale Acceptance NV	HSCEI R Bull CBBC Oct15A	0.2500	10,608 per 10,000 units	10,808 per 10,000 units	2015/10/29	200,000,000	2015/01/13
68233	SGA Societe Generale Acceptance NV	HSCEI R Bull CBBC Oct15B	0.2500	11,408 per 10,000 units	11,608 per 10,000 units	2015/10/29	200,000,000	2015/01/13
68234	SGA Societe Generale Acceptance NV	HSCEI R Bear CBBC Jul15A	0.2500	12,888 per 10,000 units	12,688 per 10,000 units	2015/07/30	200,000,000	2015/01/13
68235	SGA Societe Generale Acceptance NV	HSCEI R Bear CBBC Aug15A	0.2500	13,288 per 10,000 units	13,088 per 10,000 units	2015/08/28	200,000,000	2015/01/13
68251	SGA Societe Generale Acceptance N.V.	HSI R Bull CBBC Sep15 C	0.2500	23,308 per 10,000 units	23,408 per 10,000 units	2015/09/29	200,000,000	2015/01/13
68249	SGA Societe Generale Acceptance N.V.	HSI R Bear CBBC Apr15 R	0.2500	23,988 per 10,000 units	23,888 per 10,000 units	2015/04/29	200,000,000	2015/01/13
68237	SGA Societe Generale Acceptance N.V.	HSI R Bear CBBC May15 O	0.2500	23,488 per 10,000 units	23,388 per 10,000 units	2015/05/28	200,000,000	2015/01/13
68238	SGA Societe Generale Acceptance N.V.	HSI R Bear CBBC May15 P	0.2500	23,688 per 10,000 units	23,588 per 10,000 units	2015/05/28	200,000,000	2015/01/13
68175	UBS AG	HSCEI R Bull CBBC Sep 2015 D	0.2500	11,550 per 10,000 units	11,750 per 10,000 units	2015/09/29	100,000,000	2015/01/13
68171	UBS AG	HSCEI R Bear CBBC May 2015 A	0.2500	13,200 per 10,000 units	13,000 per 10,000 units	2015/05/28	100,000,000	2015/01/13
68202	UBS AG	HSI R Bull CBBC Jun 2015 J	0.2500	23,150 per 10,000 units	23,350 per 10,000 units	2015/06/29	300,000,000	2015/01/13
68165	UBS AG	HSI R Bull CBBC Jul 2015 V	0.2500	23,491 per 12,000 units	23,721 per 12,000 units	2015/07/30	350,000,000	2015/01/13
68161	UBS AG	HSI R Bull CBBC Jul 2015 W	0.2500	23,300 per 10,000 units	23,500 per 10,000 units	2015/07/30	300,000,000	2015/01/13
68162	UBS AG	HSI R Bull CBBC Aug 2015 L	0.2500	23,450 per 10,000 units	23,650 per 10,000 units	2015/08/28	300,000,000	2015/01/13
68256	UBS AG	HSI R Bear CBBC May 2015 A	0.2500	24,150 per 10,000 units	23,950 per 10,000 units	2015/05/28	300,000,000	2015/01/13
68258	UBS AG	HSI R Bear CBBC May 2015 K	0.2500	23,700 per 10,000 units	23,500 per 10,000 units	2015/05/28	300,000,000	2015/01/13
68259	UBS AG	HSI R Bear CBBC Jun 2015 X	0.2500	23,604 per 12,000 units	23,374 per 12,000 units	2015/06/29	350,000,000	2015/01/13
68362	BNP Paribas Arbit Issu B.V.	HSI R Bull CBBC Dec 2015 H	0.2500	23,300 per 10,000 units	23,500 per 10,000 units	2015/12/30	200,000,000	2015/01/14
68363	BNP Paribas Arbit Issu B.V.	HSI R Bull CBBC Dec 2015 I	0.2500	23,200 per 10,000 units	23,400 per 10,000 units	2015/12/30	200,000,000	2015/01/14
68365	BNP Paribas Arbit Issu B.V.	HSI R Bear CBBC Jun 2015 I	0.2500	23,900 per 10,000 units	23,700 per 10,000 units	2015/06/29	200,000,000	2015/01/14
68367	Credit Suisse AG	HSI R Bull CBBC Jul 2015 K	0.2500	23,150 per 10,000 units	23,350 per 10,000 units	2015/07/30	238,000,000	2015/01/14
68372	Credit Suisse AG	HSI R Bull CBBC Jul 2015 S	0.2500	23,481 per 10,000 units	23,681 per 10,000 units	2015/07/30	238,000,000	2015/01/14
68368	Credit Suisse AG	HSI R Bull CBBC Jul 2015 T	0.2500	23,325 per 10,000 units	23,525 per 10,000 units	2015/07/30	238,000,000	2015/01/14
68321	Credit Suisse AG	HSI R Bear CBBC May 2015 M	0.2500	23,686 per 10,000 units	23,486 per 10,000 units	2015/05/28	238,000,000	2015/01/14
68322	Credit Suisse AG	HSI R Bear CBBC May 2015 X	0.2500	23,800 per 10,000 units	23,600 per 10,000 units	2015/05/28	238,000,000	2015/01/14
68263	HK Bank	Galaxy Ent R Bull CBBC Dec 2015 A	0.2500	23.27 per 100 units	25.27 per 100 units	2015/12/21	80,000,000	2015/01/14
68297	HK Bank	HSCEI R Bear CBBC Sep 2015 A	0.2500	12,588 per 10,000 units	12,388 per 10,000 units	2015/09/29	68,000,000	2015/01/14
68267	HK Bank	HSI R Bear CBBC Aug 2015 E	0.2500	24,088 per 15,000 units	23,888 per 15,000 units	2015/08/28	100,000,000	2015/01/14
68296	HK Bank	HSI R Bear CBBC Sep 2015 E	0.2500	23,688 per 15,000 units	23,488 per 15,000 units	2015/09/29	100,000,000	2015/01/14
68271	HK Bank	HSI R Bear CBBC Oct 2015 C	0.2500	23,888 per 15,000 units	23,688 per 15,000 units	2015/10/29	100,000,000	2015/01/14
68261	HK Bank	Sands China R Bull CBBC Dec 2015 A	0.2500	19.18 per 100 units	21.18 per 100 units	2015/12/21	80,000,000	2015/01/14
68260	HK Bank	SHK Ppt R Bull CBBC Oct 2015 A	0.2500	104.98 per 100 units	108.98 per 100 units	2015/10/08	60,000,000	2015/01/14

Newly listed callable bull/bear contracts (continued)

Code	Issuer	Name of issue	Issue prices (HK\$)	Strike price (HKD) / Strike level per 10 units	Call price (HKD) / Call level per 10 units	Expiry date	No. of issue (units)	Listing date
68264	HK Bank	TCH R Bull CBBC Nov 2015 D	0.2500	111.88 per 100 units	113.88 per 100 units	2015/11/23	100,000,000	2015/01/14
68266	HK Bank	TCH R Bull CBBC Dec 2015 B	0.2500	113.88 per 100 units	115.88 per 100 units	2015/12/14	100,000,000	2015/01/14
68361	J P Morgan SP BV	HSI R Bull CBBC Jul 2015 L	0.2500	22,588 per 10,000 units	22,788 per 10,000 units	2015/07/30	200,000,000	2015/01/14
68356	J P Morgan SP BV	HSI R Bull CBBC Aug 2015 O	0.2500	23,300 per 10,000 units	23,500 per 10,000 units	2015/08/28	200,000,000	2015/01/14
68313	J P Morgan SP BV	HSI R Bear CBBC Apr 2015 S	0.2500	23,800 per 10,000 units	23,600 per 10,000 units	2015/04/29	200,000,000	2015/01/14
68373	J P Morgan SP BV	HSI R Bear CBBC Apr 2015 V	0.2500	24,800 per 10,000 units	24,600 per 10,000 units	2015/04/29	200,000,000	2015/01/14
68354	J P Morgan SP BV	HSI R Bear CBBC May 2015 G	0.2500	24,088 per 10,000 units	23,888 per 10,000 units	2015/05/28	200,000,000	2015/01/14
68329	Standard Chartered Bank	HSI R Bull CBBC Apr 2015 L	0.2500	23,180 per 15,000 units	23,380 per 15,000 units	2015/04/29	100,000,000	2015/01/14
68326	Standard Chartered Bank	HSI R Bear CBBC Apr 2015 U	0.2500	23,880 per 20,000 units	23,680 per 20,000 units	2015/04/29	120,000,000	2015/01/14
68307	SGA Societe Generale Acceptance N.V.	ABC R Bull CBBC Oct15A	0.2500	3.4800	3.6800	2015/10/29	100,000,000	2015/01/14
68306	SGA Societe Generale Acceptance N.V.	ABC R Bull CBBC Dec15A	0.2500	3.1800	3.3800	2015/12/30	100,000,000	2015/01/14
68309	SGA Societe Generale Acceptance N.V.	BOCL R Bull CBBC Nov15A	0.2500	3.9300	4.0800	2015/11/27	100,000,000	2015/01/14
68308	SGA Societe Generale Acceptance N.V.	BOCL R Bull CBBC Jan16A	0.2500	3.6300	3.7800	2016/01/28	100,000,000	2015/01/14
68331	SGA Societe Generale Acceptance N.V.	HSI R Bull CBBC Sep15 D	0.2500	23,508 per 10,000 units	23,608 per 10,000 units	2015/09/29	200,000,000	2015/01/14
68347	SGA Societe Generale Acceptance N.V.	HSI R Bear CBBC May15 Q	0.2500	24,488 per 10,000 units	24,388 per 10,000 units	2015/05/28	200,000,000	2015/01/14
68348	SGA Societe Generale Acceptance N.V.	HSI R Bear CBBC May15 R	0.2500	24,688 per 10,000 units	24,588 per 10,000 units	2015/05/28	200,000,000	2015/01/14
68337	SGA Societe Generale Acceptance N.V.	HSI R Bear CBBC Jun15 G	0.2500	23,788 per 10,000 units	23,688 per 10,000 units	2015/06/29	200,000,000	2015/01/14
68350	SGA Societe Generale Acceptance N.V.	HSI R Bear CBBC Jun15 H	0.2500	25,388 per 10,000 units	25,288 per 10,000 units	2015/06/29	200,000,000	2015/01/14
68352	SGA Societe Generale Acceptance N.V.	HSI R Bear CBBC Jun15 I	0.2500	25,588 per 10,000 units	25,488 per 10,000 units	2015/06/29	200,000,000	2015/01/14
68386	UBS AG	HSI R Bull CBBC May 2015 J	0.2500	23,451 per 12,000 units	23,681 per 12,000 units	2015/05/28	350,000,000	2015/01/14
68382	UBS AG	HSI R Bull CBBC Jul 2015 X	0.2500	23,400 per 10,000 units	23,600 per 10,000 units	2015/07/30	300,000,000	2015/01/14
68381	UBS AG	HSI R Bull CBBC Aug 2015 M	0.2500	23,250 per 10,000 units	23,450 per 10,000 units	2015/08/28	300,000,000	2015/01/14
68314	UBS AG	HSI R Bear CBBC Apr 2015 I	0.2500	23,800 per 10,000 units	23,600 per 10,000 units	2015/04/29	300,000,000	2015/01/14
68315	UBS AG	HSI R Bear CBBC Jul 2015 C	0.2500	23,716 per 12,000 units	23,486 per 12,000 units	2015/07/30	350,000,000	2015/01/14
68436	BNP Paribas Arbit Issu B.V.	HSI R Bear CBBC Jun 2015 J	0.2500	24,000 per 10,000 units	23,800 per 10,000 units	2015/06/29	200,000,000	2015/01/15
68440	BNP Paribas Arbit Issu B.V.	HSI R Bear CBBC Jun 2015 K	0.2500	25,800 per 10,000 units	25,600 per 10,000 units	2015/06/29	200,000,000	2015/01/15
68443	BNP Paribas Arbit Issu B.V.	HSI R Bear CBBC Jun 2015 L	0.2500	26,000 per 10,000 units	25,800 per 10,000 units	2015/06/29	200,000,000	2015/01/15
68505	Credit Suisse AG	HSI R Bull CBBC May 2015 C	0.2500	23,550 per 10,000 units	23,750 per 10,000 units	2015/05/28	238,000,000	2015/01/15
68521	Credit Suisse AG	HSI R Bull CBBC May 2015 Q	0.2500	23,605 per 12,000 units	23,835 per 12,000 units	2015/05/28	238,000,000	2015/01/15
68494	Credit Suisse AG	HSI R Bull CBBC May 2015 R	0.2500	23,300 per 10,000 units	23,500 per 10,000 units	2015/05/28	238,000,000	2015/01/15
68496	Credit Suisse AG	HSI R Bull CBBC May 2015 S	0.2500	23,450 per 10,000 units	23,650 per 10,000 units	2015/05/28	238,000,000	2015/01/15
68432	Credit Suisse AG	HSI R Bear CBBC Apr 2015 S	0.2500	23,950 per 10,000 units	23,750 per 10,000 units	2015/04/29	238,000,000	2015/01/15
68434	Credit Suisse AG	HSI R Bear CBBC Apr 2015 T	0.2500	24,050 per 10,000 units	23,850 per 10,000 units	2015/04/29	238,000,000	2015/01/15
68431	Credit Suisse AG	HSI R Bear CBBC Apr 2015 W	0.2500	23,912 per 12,000 units	23,682 per 12,000 units	2015/04/29	238,000,000	2015/01/15
68476	Bank of East Asia	China Life R Bull CBBC Sep 2015 B	0.3500	26.3800	27.2800	2015/09/02	40,000,000	2015/01/15
68462	Bank of East Asia	CM Bank R Bull CBBC Sep 2015 A	0.2500	16.0800	16.8800	2015/09/25	40,000,000	2015/01/15
68461	Bank of East Asia	Minsheng Bank R Bull CBBC Oct 2015 A	0.2500	8.2800	8.8800	2015/10/08	50,000,000	2015/01/15
68526	Goldman Sachs SP (Asia)	HSI R Bull CBBC May 2015 A	0.2500	23,138 per 20,000 units	23,438 per 20,000 units	2015/05/28	150,000,000	2015/01/15
68527	Goldman Sachs SP (Asia)	HSI R Bull CBBC May 2015 B	0.2500	23,338 per 20,000 units	23,638 per 20,000 units	2015/05/28	150,000,000	2015/01/15
68528	Goldman Sachs SP (Asia)	HSI R Bull CBBC May 2015 C	0.2500	23,338 per 10,000 units	23,538 per 10,000 units	2015/05/28	150,000,000	2015/01/15
68411	HK Bank	AIA R Bull CBBC Oct 2015 A	0.2500	33.18 per 100 units	34.18 per 100 units	2015/10/26	60,000,000	2015/01/15
68389	HK Bank	CSOP A50 ETF R Bull CBBC Jan 2016 H	0.2800	11.8800	12.0800	2016/01/25	200,000,000	2015/01/15
68398	HK Bank	HKEx R Bull CBBC Oct 2015 C	0.2500	167.88 per 100 units	172.88 per 100 units	2015/10/26	60,000,000	2015/01/15

Newly listed callable bull/bear contracts (continued)

Code	Issuer	Name of issue	Issue prices (HK\$)	Strike price (HKD) / Strike level per 10 units	Call price (HKD) / Call level per 10 units	Expiry date	No. of issue (units)	Listing date
68399	HK Bank	HKEx R Bull CBBC Oct 2015 D	0.3100	149.88 per 100 units	154.88 per 100 units	2015/10/05	60,000,000	2015/01/15
68403	HK Bank	HKEx R Bull CBBC Nov 2015 B	0.2500	156.88 per 100 units	161.88 per 100 units	2015/11/30	60,000,000	2015/01/15
68410	HK Bank	HSI R Bear CBBC Nov 2015 A	0.2500	27,178 per 20,000 units	26,928 per 20,000 units	2015/11/27	400,000,000	2015/01/15
68407	HK Bank	Ping An R Bull CBBC Dec 2015 G	0.2500	64.88 per 100 units	68.88 per 100 units	2015/12/21	120,000,000	2015/01/15
68394	HK Bank	TCH R Bull CBBC Oct 2015 D	0.2500	115.88 per 100 units	117.88 per 100 units	2015/10/05	100,000,000	2015/01/15
68395	HK Bank	TCH R Bull CBBC Dec 2015 C	0.2500	100.88 per 100 units	102.88 per 100 units	2015/12/21	100,000,000	2015/01/15
68397	HK Bank	TCH R Bear CBBC Oct 2015 B	0.2500	139.88 per 100 units	137.88 per 100 units	2015/10/05	100,000,000	2015/01/15
68448	J P Morgan SP BV	HSI R Bull CBBC Jul 2015 S	0.2500	23,188 per 10,000 units	23,388 per 10,000 units	2015/07/30	200,000,000	2015/01/15
68458	J P Morgan SP BV	HSI R Bull CBBC Aug 2015 A	0.2500	23,500 per 10,000 units	23,700 per 10,000 units	2015/08/28	200,000,000	2015/01/15
68422	J P Morgan SP BV	HSI R Bear CBBC Apr 2015 L	0.2500	23,900 per 10,000 units	23,700 per 10,000 units	2015/04/29	200,000,000	2015/01/15
68529	J P Morgan SP BV	HSI R Bear CBBC May 2015 H	0.2500	24,188 per 10,000 units	23,988 per 10,000 units	2015/05/28	200,000,000	2015/01/15
68480	Standard Chartered Bank	HSI R Bull CBBC Apr 2015 K	0.2500	23,280 per 20,000 units	23,480 per 20,000 units	2015/04/29	120,000,000	2015/01/15
68483	Standard Chartered Bank	HSI R Bull CBBC Apr 2015 S	0.2500	23,580 per 15,000 units	23,780 per 15,000 units	2015/04/29	100,000,000	2015/01/15
68413	SGA Societe Generale Acceptance N.V.	HSI R Bull CBBC Oct15 A	0.2500	23,408 per 10,000 units	23,508 per 10,000 units	2015/10/29	200,000,000	2015/01/15
68444	SGA Societe Generale Acceptance N.V.	HSI R Bull CBBC Oct15 B	0.2500	23,608 per 10,000 units	23,708 per 10,000 units	2015/10/29	200,000,000	2015/01/15
68416	SGA Societe Generale Acceptance N.V.	HSI R Bear CBBC May15 S	0.2500	23,888 per 10,000 units	23,788 per 10,000 units	2015/05/28	200,000,000	2015/01/15
68487	UBS AG	HSI R Bull CBBC May 2015 X	0.2500	23,605 per 12,000 units	23,835 per 12,000 units	2015/05/28	350,000,000	2015/01/15
68486	UBS AG	HSI R Bull CBBC Aug 2015 N	0.2500	23,550 per 10,000 units	23,750 per 10,000 units	2015/08/28	300,000,000	2015/01/15
68424	UBS AG	HSI R Bear CBBC Apr 2015 J	0.2500	24,650 per 10,000 units	24,450 per 10,000 units	2015/04/29	300,000,000	2015/01/15
68425	UBS AG	HSI R Bear CBBC May 2015 L	0.2500	24,092 per 12,000 units	23,862 per 12,000 units	2015/05/28	350,000,000	2015/01/15
68445	UBS AG	Hutchison R Bull CBBC Sep 2015 B	0.2500	72 per 100 units	75 per 100 units	2015/09/14	100,000,000	2015/01/15
68430	UBS AG	TCH R Bull CBBC Jul 2015 G	0.2500	112.50 per 100 units	115 per 100 units	2015/07/20	100,000,000	2015/01/15
67427*	HK Bank	Ping An R Bull CBBC Oct 2015 D	0.1450	69.88 per 100 units	73.88 per 100 units	2015/10/30	120,000,000	2015/01/15
68569	BNP Paribas Arbit Issu B.V.	HSI R Bear CBBC Jun 2015 M	0.2500	26,200 per 10,000 units	26,000 per 10,000 units	2015/06/29	200,000,000	2015/01/16
68570	BNP Paribas Arbit Issu B.V.	HSI R Bear CBBC Jun 2015 N	0.2500	25,600 per 10,000 units	25,400 per 10,000 units	2015/06/29	200,000,000	2015/01/16
68571	BNP Paribas Arbit Issu B.V.	HSI R Bear CBBC Jun 2015 O	0.2500	24,300 per 10,000 units	24,100 per 10,000 units	2015/06/29	200,000,000	2015/01/16
68572	BNP Paribas Arbit Issu B.V.	HSI R Bear CBBC Jun 2015 P	0.2500	24,200 per 10,000 units	24,000 per 10,000 units	2015/06/29	200,000,000	2015/01/16
68643	Credit Suisse AG	HSI R Bull CBBC Jul 2015 Q	0.2500	23,831 per 12,000 units	24,081 per 12,000 units	2015/07/30	238,000,000	2015/01/16
68639	Credit Suisse AG	HSI R Bull CBBC Jul 2015 U	0.2500	23,500 per 10,000 units	23,700 per 10,000 units	2015/07/30	238,000,000	2015/01/16
68640	Credit Suisse AG	HSI R Bull CBBC Jul 2015 V	0.2500	23,650 per 10,000 units	23,850 per 10,000 units	2015/07/30	238,000,000	2015/01/16
68641	Credit Suisse AG	HSI R Bull CBBC Jul 2015 W	0.2500	23,800 per 10,000 units	24,000 per 10,000 units	2015/07/30	238,000,000	2015/01/16
68585	Credit Suisse AG	HSI R Bear CBBC May 2015 E	0.2500	24,300 per 10,000 units	24,100 per 10,000 units	2015/05/28	238,000,000	2015/01/16
68579	Credit Suisse AG	HSI R Bear CBBC May 2015 Y	0.2500	24,036 per 10,000 units	23,836 per 10,000 units	2015/05/28	238,000,000	2015/01/16
68581	Credit Suisse AG	HSI R Bear CBBC May 2015 Z	0.2500	24,200 per 10,000 units	24,000 per 10,000 units	2015/05/28	238,000,000	2015/01/16
68626	Credit Suisse AG	HSI R Bear CBBC Jun 2015 S	0.2500	25,450 per 10,000 units	25,250 per 10,000 units	2015/06/29	238,000,000	2015/01/16
68627	Credit Suisse AG	HSI R Bear CBBC Jun 2015 T	0.2500	25,750 per 10,000 units	25,550 per 10,000 units	2015/06/29	238,000,000	2015/01/16
68655	Credit Suisse AG	HSI R Bear CBBC Jun 2015 V	0.2500	24,503 per 10,000 units	24,303 per 10,000 units	2015/06/29	238,000,000	2015/01/16
68601	Credit Suisse AG	TCH R Bull CBBC Jun 2015 B	0.2500	109.70 per 100 units	112.20 per 100 units	2015/06/30	50,000,000	2015/01/16
68604	Credit Suisse AG	TCH R Bull CBBC Jun 2015 C	0.2500	120.80 per 100 units	123.30 per 100 units	2015/06/30	50,000,000	2015/01/16
68602	Credit Suisse AG	TCH R Bull CBBC Jul 2015 A	0.2500	116.10 per 100 units	118.60 per 100 units	2015/07/31	50,000,000	2015/01/16
68614	Credit Suisse AG	TCH R Bear CBBC May 2015 A	0.2500	138 per 100 units	135.50 per 100 units	2015/05/29	50,000,000	2015/01/16
68615	Credit Suisse AG	TCH R Bear CBBC May 2015 B	0.3150	157.30 per 100 units	154.30 per 100 units	2015/05/29	50,000,000	2015/01/16
68669	Goldman Sachs SP (Asia)	HSI R Bull CBBC May 2015 D	0.2500	23,538 per 20,000 units	23,838 per 20,000 units	2015/05/28	150,000,000	2015/01/16

Newly listed callable bull/bear contracts (continued)

Code	Issuer	Name of issue	Issue prices (HK\$)	Strike price (HKD) / Strike level per 10 units	Call price (HKD) / Call level per 10 units	Expiry date	No. of issue (units)	Listing date
68670	Goldman Sachs SP (Asia)	HSI R Bear CBBC May 2015 I	0.2500	24,888 per 20,000 units	24,588 per 20,000 units	2015/05/28	150,000,000	2015/01/16
68678	Goldman Sachs SP (Asia)	HSI R Bear CBBC Jun 2015 B	0.2500	25,888 per 20,000 units	25,588 per 20,000 units	2015/06/29	150,000,000	2015/01/16
68533	HK Bank	ABC R Bull CBBC Aug 2015 D	0.2500	3.3300	3.5300	2015/08/31	80,000,000	2015/01/16
68558	HK Bank	China Mobile R Bull CBBC Oct 2015 C	0.2500	87.18 per 100 units	89.68 per 100 units	2015/10/30	120,000,000	2015/01/16
68531	HK Bank	A50 R Bull CBBC Jan 2016 H	0.2700	10.6800	10.8800	2016/01/25	200,000,000	2015/01/16
68537	HK Bank	HSI R Bull CBBC Oct 2015 I	0.2500	23,288 per 15,000 units	23,488 per 15,000 units	2015/10/29	100,000,000	2015/01/16
68549	HK Bank	HSI R Bull CBBC Nov 2015 A	0.2500	23,588 per 15,000 units	23,788 per 15,000 units	2015/11/27	100,000,000	2015/01/16
68547	HK Bank	HSI R Bear CBBC Nov 2015 B	0.2500	25,788 per 15,000 units	25,588 per 15,000 units	2015/11/27	100,000,000	2015/01/16
68564	HK Bank	PetCh R Bull CBBC Jan 2016 A	0.2500	6.6800	7.0800	2016/01/25	60,000,000	2015/01/16
68551	HK Bank	TCH R Bull CBBC Sep 2015 D	0.2500	119.88 per 100 units	121.88 per 100 units	2015/09/07	100,000,000	2015/01/16
68550	HK Bank	TCH R Bull CBBC Oct 2015 E	0.2500	117.88 per 100 units	119.88 per 100 units	2015/10/19	100,000,000	2015/01/16
68552	HK Bank	TCH R Bull CBBC Dec 2015 D	0.2500	106.88 per 100 units	108.88 per 100 units	2015/12/21	100,000,000	2015/01/16
68636	J P Morgan SP BV	HSI R Bull CBBC Jul 2015 W	0.2500	23,881 per 10,000 units	24,081 per 10,000 units	2015/07/30	200,000,000	2015/01/16
68567	J P Morgan SP BV	HSI R Bear CBBC Apr 2015 N	0.2500	24,300 per 10,000 units	24,100 per 10,000 units	2015/04/29	200,000,000	2015/01/16
68633	Macquarie Bank Ltd.	HSI R Bull CBBC Jun 2015 C	0.2550	23,000 per 10,000 units	23,200 per 10,000 units	2015/06/29	40,000,000	2015/01/16
68634	Macquarie Bank Ltd.	HSI R Bull CBBC Jun 2015 D	0.2500	23,250 per 10,000 units	23,450 per 10,000 units	2015/06/29	40,000,000	2015/01/16
68590	Standard Chartered Bank	HSI R Bear CBBC Apr 2015 V	0.2500	24,280 per 20,000 units	24,080 per 20,000 units	2015/04/29	120,000,000	2015/01/16
68644	SGA Societe Generale Acceptance N.V	CLife R Bull CBBC May16A	0.2500	24.88 per 100 units	25.88 per 100 units	2016/05/30	300,000,000	2015/01/16
68616	SGA Societe Generale Acceptance N.V.	HSI R Bull CBBC Sep15 E	0.2500	23,908 per 10,000 units	24,008 per 10,000 units	2015/09/29	200,000,000	2015/01/16
68566	SGA Societe Generale Acceptance N.V.	HSI R Bear CBBC Jun15 J	0.2500	24,188 per 10,000 units	24,088 per 10,000 units	2015/06/29	200,000,000	2015/01/16
68652	SGA Societe Generale Acceptance NV	PingAn R Bull CBBC Oct15A	0.2500	70.88 per 100 units	73.88 per 100 units	2015/10/29	300,000,000	2015/01/16
68647	SGA Societe Generale Acceptance NV	PingAn R Bull CBBC Nov15A	0.2500	66.88 per 100 units	69.88 per 100 units	2015/11/27	300,000,000	2015/01/16
68645	SGA Societe Generale Acceptance NV	PingAn R Bull CBBC Dec15A	0.2500	62.88 per 100 units	65.88 per 100 units	2015/12/30	300,000,000	2015/01/16
68653	SGA Societe Generale Acceptance NV	PingAn R Bear CBBC Sep15A	0.2500	96.88 per 100 units	93.88 per 100 units	2015/09/29	300,000,000	2015/01/16
68667	UBS AG	HSCEI R Bear CBBC Jun 2015 A	0.2500	14,700 per 10,000 units	14,500 per 10,000 units	2015/06/29	100,000,000	2015/01/16
68662	UBS AG	HSI R Bull CBBC Jun 2015 L	0.2500	23,851 per 12,000 units	24,081 per 12,000 units	2015/06/29	350,000,000	2015/01/16
68660	UBS AG	HSI R Bull CBBC Jul 2015 Y	0.2500	23,750 per 10,000 units	23,950 per 10,000 units	2015/07/30	300,000,000	2015/01/16
68586	UBS AG	HSI R Bear CBBC Apr 2015 K	0.2500	24,200 per 10,000 units	24,000 per 10,000 units	2015/04/29	300,000,000	2015/01/16
68588	UBS AG	HSI R Bear CBBC May 2015 M	0.2500	24,036 per 10,000 units	23,836 per 10,000 units	2015/05/28	300,000,000	2015/01/16
68668	UBS AG	HSI R Bear CBBC May 2015 N	0.2500	24,350 per 10,000 units	24,150 per 10,000 units	2015/05/28	300,000,000	2015/01/16
68657	UBS AG	TCH R Bull CBBC Aug 2015 C	0.2500	107.50 per 100 units	110 per 100 units	2015/08/24	100,000,000	2015/01/16
68783	BNP Paribas Arbit Issu B.V.	HSI R Bull CBBC Dec 2015 J	0.2500	23,800 per 10,000 units	24,000 per 10,000 units	2015/12/30	200,000,000	2015/01/19
68784	BNP Paribas Arbit Issu B.V.	HSI R Bear CBBC Jun 2015 Q	0.2500	26,400 per 10,000 units	26,200 per 10,000 units	2015/06/29	200,000,000	2015/01/19
68785	BNP Paribas Arbit Issu B.V.	HSI R Bear CBBC Jun 2015 R	0.2800	26,700 per 10,000 units	26,500 per 10,000 units	2015/06/29	200,000,000	2015/01/19
68775	Credit Suisse AG	HSI R Bull CBBC May 2015 D	0.2500	23,776 per 12,000 units	24,026 per 12,000 units	2015/05/28	238,000,000	2015/01/19
68774	Credit Suisse AG	HSI R Bull CBBC May 2015 Z	0.2500	23,750 per 10,000 units	23,950 per 10,000 units	2015/05/28	238,000,000	2015/01/19
68767	Credit Suisse AG	HSI R Bear CBBC Apr 2015 F	0.2500	24,250 per 10,000 units	24,050 per 10,000 units	2015/04/29	238,000,000	2015/01/19
68773	Credit Suisse AG	HSI R Bear CBBC Apr 2015 P	0.2500	24,350 per 10,000 units	24,150 per 10,000 units	2015/04/29	238,000,000	2015/01/19
68766	Credit Suisse AG	HSI R Bear CBBC Apr 2015 X	0.2500	24,120 per 10,000 units	23,920 per 10,000 units	2015/04/29	238,000,000	2015/01/19
68692	HK Bank	China Mobile R Bear CBBC Nov 2015 B	0.2500	107.88 per 100 units	105.38 per 100 units	2015/11/16	60,000,000	2015/01/19
68679	HK Bank	China Shenhua R Bull CBBC Nov 2015 B	0.3500	19.5800	21.0800	2015/11/09	40,000,000	2015/01/19
68682	HK Bank	A50 R Bull CBBC Jan 2016 I	0.2500	12.3800	12.5800	2016/01/25	200,000,000	2015/01/19
68683	HK Bank	A50 R Bull CBBC Feb 2016 A	0.2500	11.3800	11.5800	2016/02/15	200,000,000	2015/01/19

Newly listed callable bull/bear contracts (continued)

Code	Issuer	Name of issue	Issue prices (HK\$)	Strike price (HKD) / Strike level per 10 units	Call price (HKD) / Call level per 10 units	Expiry date	No. of issue (units)	Listing date
68687	HK Bank	A50 R Bear CBBC Feb 2016 A	0.2500	15.2800	15.0800	2016/02/15	50,000,000	2015/01/19
68731	HK Bank	Lenovo R Bull CBBC Dec 2015 A	0.2500	9.5800	10.0800	2015/12/21	60,000,000	2015/01/19
68688	HK Bank	Ping An R Bull CBBC Oct 2015 E	0.2500	77.88 per 100 units	81.88 per 100 units	2015/10/19	120,000,000	2015/01/19
68703	HK Bank	TCH R Bear CBBC Oct 2015 C	0.2500	145.88 per 100 units	143.88 per 100 units	2015/10/19	100,000,000	2015/01/19
68782	J P Morgan SP BV	HSI R Bull CBBC Jul 2015 B	0.2500	23,388 per 10,000 units	23,588 per 10,000 units	2015/07/30	200,000,000	2015/01/19
68738	J P Morgan SP BV	HSI R Bull CBBC Aug 2015 P	0.2500	23,700 per 10,000 units	23,900 per 10,000 units	2015/08/28	200,000,000	2015/01/19
68751	J P Morgan SP BV	HSI R Bear CBBC Apr 2015 O	0.2500	24,200 per 10,000 units	24,000 per 10,000 units	2015/04/29	200,000,000	2015/01/19
68753	Standard Chartered Bank	HSI R Bear CBBC Apr 2015 W	0.2500	24,180 per 15,000 units	23,980 per 15,000 units	2015/04/29	100,000,000	2015/01/19
68752	Standard Chartered Bank	HSI R Bear CBBC Oct 2015 A	0.2500	25,780 per 15,000 units	25,580 per 15,000 units	2015/10/29	100,000,000	2015/01/19
68734	SGA Societe Generale Acceptance N.V.	HSI R Bear CBBC May15T	0.2500	24,088 per 10,000 units	23,988 per 10,000 units	2015/05/28	200,000,000	2015/01/19
68776	UBS AG	HSI R Bull CBBC Jun 2015 M	0.2500	23,700 per 10,000 units	23,900 per 10,000 units	2015/06/29	300,000,000	2015/01/19
68781	UBS AG	HSI R Bull CBBC Aug 2015 O	0.2500	23,826 per 10,000 units	24,026 per 10,000 units	2015/08/28	300,000,000	2015/01/19
68754	UBS AG	HSI R Bear CBBC Apr 2015 L	0.2500	24,250 per 10,000 units	24,050 per 10,000 units	2015/04/29	300,000,000	2015/01/19
68759	UBS AG	HSI R Bear CBBC Apr 2015 M	0.2500	24,120 per 10,000 units	23,920 per 10,000 units	2015/04/29	300,000,000	2015/01/19
68900	BNP Paribas Arbit Issu B.V.	HSI R Bull CBBC Nov 2015 A	0.2500	24,000 per 10,000 units	24,200 per 10,000 units	2015/11/27	200,000,000	2015/01/20
68901	BNP Paribas Arbit Issu B.V.	HSI R Bull CBBC Nov 2015 B	0.2500	23,900 per 10,000 units	24,100 per 10,000 units	2015/11/27	200,000,000	2015/01/20
68824	BNP Paribas Arbit Issu B.V.	HSI R Bear CBBC Jun 2015 S	0.2500	26,100 per 10,000 units	25,900 per 10,000 units	2015/06/29	200,000,000	2015/01/20
68825	BNP Paribas Arbit Issu B.V.	HSI R Bear CBBC Jun 2015 T	0.2500	25,900 per 10,000 units	25,700 per 10,000 units	2015/06/29	200,000,000	2015/01/20
68826	BNP Paribas Arbit Issu B.V.	HSI R Bear CBBC Jun 2015 U	0.2500	24,400 per 10,000 units	24,200 per 10,000 units	2015/06/29	200,000,000	2015/01/20
68892	Credit Suisse AG	HSI R Bull CBBC Jun 2015 E	0.2500	23,985 per 12,000 units	24,215 per 12,000 units	2015/06/29	238,000,000	2015/01/20
68890	Credit Suisse AG	HSI R Bull CBBC Jun 2015 G	0.2500	23,850 per 10,000 units	24,050 per 10,000 units	2015/06/29	238,000,000	2015/01/20
68891	Credit Suisse AG	HSI R Bull CBBC Jun 2015 H	0.2500	23,950 per 10,000 units	24,150 per 10,000 units	2015/06/29	238,000,000	2015/01/20
68812	Credit Suisse AG	HSI R Bull CBBC Sep 2015 E	0.2500	23,033 per 20,000 units	23,333 per 20,000 units	2015/09/29	238,000,000	2015/01/20
68814	Credit Suisse AG	HSI R Bull CBBC Sep 2015 F	0.2500	23,477 per 20,000 units	23,777 per 20,000 units	2015/09/29	238,000,000	2015/01/20
68818	Credit Suisse AG	HSI R Bear CBBC May 2015 F	0.2500	24,258 per 12,000 units	24,028 per 12,000 units	2015/05/28	238,000,000	2015/01/20
68820	Credit Suisse AG	HSI R Bear CBBC May 2015 N	0.2500	24,400 per 10,000 units	24,200 per 10,000 units	2015/05/28	238,000,000	2015/01/20
68853	Goldman Sachs SP (Asia)	HSI R Bull CBBC May 2015 E	0.2500	23,738 per 20,000 units	24,038 per 20,000 units	2015/05/28	150,000,000	2015/01/20
68854	Goldman Sachs SP (Asia)	HSI R Bear CBBC May 2015 J	0.2500	25,088 per 20,000 units	24,788 per 20,000 units	2015/05/28	150,000,000	2015/01/20
68789	HK Bank	CC Bank R Bull CBBC Dec 2015 A	0.2500	4.9800	5.1300	2015/12/07	80,000,000	2015/01/20
68805	HK Bank	CC Bank R Bear CBBC Dec 2015 A	0.2500	7.3300	7.1800	2015/12/21	40,000,000	2015/01/20
68791	HK Bank	CSOP A50 ETF R Bear CBBC Jul 2015 B	0.2500	14.8800	14.6800	2015/07/20	40,000,000	2015/01/20
68799	HK Bank	Galaxy Ent R Bear CBBC Nov 2015 C	0.2500	44.77 per 100 units	42.77 per 100 units	2015/11/23	60,000,000	2015/01/20
68786	HK Bank	HSI R Bull CBBC Aug 2015 Q	0.2500	22,988 per 15,000 units	23,188 per 15,000 units	2015/08/28	100,000,000	2015/01/20
68790	HK Bank	HSI R Bull CBBC Sep 2015 I	0.2500	23,388 per 15,000 units	23,588 per 15,000 units	2015/09/29	100,000,000	2015/01/20
68788	HK Bank	HSI R Bear CBBC Aug 2015 F	0.2500	24,288 per 15,000 units	24,088 per 15,000 units	2015/08/28	100,000,000	2015/01/20
68802	HK Bank	Sands China R Bear CBBC Nov 2015 B	0.2500	41.28 per 100 units	39.28 per 100 units	2015/11/23	60,000,000	2015/01/20
68797	HK Bank	TCH R Bull CBBC Nov 2015 E	0.2500	121.88 per 100 units	123.88 per 100 units	2015/11/16	100,000,000	2015/01/20
68894	J P Morgan SP BV	HSI R Bull CBBC Jul 2015 F	0.2500	24,015 per 10,000 units	24,215 per 10,000 units	2015/07/30	200,000,000	2015/01/20
68898	J P Morgan SP BV	HSI R Bull CBBC Aug 2015 X	0.2500	23,800 per 10,000 units	24,000 per 10,000 units	2015/08/28	200,000,000	2015/01/20
68806	J P Morgan SP BV	HSI R Bear CBBC Apr 2015 U	0.2500	24,400 per 10,000 units	24,200 per 10,000 units	2015/04/29	200,000,000	2015/01/20
68899	J P Morgan SP BV	HSI R Bear CBBC Apr 2015 W	0.2500	25,100 per 10,000 units	24,900 per 10,000 units	2015/04/29	200,000,000	2015/01/20
68807	J P Morgan SP BV	HSI R Bear CBBC May 2015 I	0.2500	24,250 per 10,000 units	24,050 per 10,000 units	2015/05/28	200,000,000	2015/01/20
68883	Standard Chartered Bank	HSI R Bull CBBC Apr 2015 R	0.2500	23,880 per 20,000 units	24,080 per 20,000 units	2015/04/29	120,000,000	2015/01/20

Newly listed callable bull/bear contracts (continued)

Code	Issuer	Name of issue	Issue prices (HK\$)	Strike price (HKD) / Strike level per 10 units	Call price (HKD) / Call level per 10 units	Expiry date	No. of issue (units)	Listing date
68850	Standard Chartered Bank	HSI R Bull CBBC Apr 2015 T	0.2500	23,780 per 15,000 units	23,980 per 15,000 units	2015/04/29	100,000,000	2015/01/20
68884	Standard Chartered Bank	HSI R Bear CBBC Apr 2015 X	0.2500	24,380 per 15,000 units	24,180 per 15,000 units	2015/04/29	100,000,000	2015/01/20
68830	Standard Chartered Bank	Ping An R Bear CBBC Aug 2015 D	0.2500	106.80 per 100 units	102.80 per 100 units	2015/08/19	50,000,000	2015/01/20
68828	Standard Chartered Bank	Sands China R Bull CBBC Nov 2015 A	0.2500	29 per 100 units	31 per 100 units	2015/11/24	50,000,000	2015/01/20
68827	Standard Chartered Bank	Sands China R Bear CBBC Nov 2015 A	0.2500	45.50 per 100 units	43 per 100 units	2015/11/17	50,000,000	2015/01/20
68846	Standard Chartered Bank	TCH R Bull CBBC Nov 2015 A	0.2500	106.30 per 100 units	108.80 per 100 units	2015/11/18	80,000,000	2015/01/20
68847	Standard Chartered Bank	TCH R Bull CBBC Nov 2015 B	0.2500	114.30 per 100 units	116.80 per 100 units	2015/11/19	80,000,000	2015/01/20
68885	SGA Societe Generale Acceptance N.V.	HSI R Bull CBBC Oct15 C	0.2500	23,808 per 10,000 units	23,908 per 10,000 units	2015/10/29	200,000,000	2015/01/20
68886	SGA Societe Generale Acceptance N.V.	HSI R Bull CBBC Oct15 D	0.2500	24,008 per 10,000 units	24,108 per 10,000 units	2015/10/29	200,000,000	2015/01/20
68887	SGA Societe Generale Acceptance N.V.	HSI R Bear CBBC May15 U	0.2500	24,288 per 10,000 units	24,188 per 10,000 units	2015/05/28	200,000,000	2015/01/20
68909	UBS AG	HSI R Bull CBBC Jul 2015 A	0.2500	23,900 per 10,000 units	24,100 per 10,000 units	2015/07/30	300,000,000	2015/01/20
68921	UBS AG	HSI R Bull CBBC Jul 2015 Z	0.2500	23,985 per 12,000 units	24,215 per 12,000 units	2015/07/30	350,000,000	2015/01/20
68821	UBS AG	HSI R Bear CBBC Apr 2015 N	0.2500	24,400 per 10,000 units	24,200 per 10,000 units	2015/04/29	300,000,000	2015/01/20
68822	UBS AG	HSI R Bear CBBC Apr 2015 P	0.2500	24,257 per 12,000 units	24,027 per 12,000 units	2015/04/29	350,000,000	2015/01/20
68882	UBS AG	SHK Ppt R Bull CBBC Dec 2015 A	0.2500	106 per 100 units	110 per 100 units	2015/12/07	50,000,000	2015/01/20
68995	BNP Paribas Arbit Issu B.V.	HSI R Bear CBBC Jun 2015 V	0.2500	25,400 per 10,000 units	25,200 per 10,000 units	2015/06/29	200,000,000	2015/01/21
68998	BNP Paribas Arbit Issu B.V.	HSI R Bear CBBC Jun 2015 W	0.2500	25,200 per 10,000 units	25,000 per 10,000 units	2015/06/29	200,000,000	2015/01/21
68999	BNP Paribas Arbit Issu B.V.	HSI R Bear CBBC Jun 2015 X	0.2500	24,500 per 10,000 units	24,300 per 10,000 units	2015/06/29	200,000,000	2015/01/21
69066	Credit Suisse AG	HSI R Bull CBBC May 2015 V	0.2500	24,031 per 12,000 units	24,271 per 12,000 units	2015/05/28	238,000,000	2015/01/21
69062	Credit Suisse AG	HSI R Bull CBBC Jul 2015 X	0.2500	23,900 per 10,000 units	24,100 per 10,000 units	2015/07/30	238,000,000	2015/01/21
69065	Credit Suisse AG	HSI R Bull CBBC Jul 2015 Y	0.2500	24,000 per 10,000 units	24,200 per 10,000 units	2015/07/30	238,000,000	2015/01/21
69068	Credit Suisse AG	HSI R Bear CBBC Apr 2015 O	0.2500	24,450 per 10,000 units	24,250 per 10,000 units	2015/04/29	238,000,000	2015/01/21
69067	Credit Suisse AG	HSI R Bear CBBC Apr 2015 R	0.2500	24,313 per 10,000 units	24,113 per 10,000 units	2015/04/29	238,000,000	2015/01/21
69097	J P Morgan SP BV	HSBC R Bull CBBC Sep 2015 A	0.2500	63.20 per 100 units	66 per 100 units	2015/09/10	100,000,000	2015/01/21
69099	J P Morgan SP BV	HSCEI R Bull CBBC Jul 2015 A	0.2500	11,300 per 10,000 units	11,500 per 10,000 units	2015/07/30	100,000,000	2015/01/21
69101	J P Morgan SP BV	HSCEI R Bull CBBC Jul 2015 B	0.2500	10,800 per 10,000 units	11,000 per 10,000 units	2015/07/30	100,000,000	2015/01/21
69100	J P Morgan SP BV	HSCEI R Bear CBBC Apr 2015 A	0.2500	12,700 per 10,000 units	12,500 per 10,000 units	2015/04/29	100,000,000	2015/01/21
69102	J P Morgan SP BV	HSCEI R Bear CBBC Apr 2015 B	0.2500	13,200 per 10,000 units	13,000 per 10,000 units	2015/04/29	100,000,000	2015/01/21
69003	J P Morgan SP BV	HSI R Bull CBBC Jul 2015 Q	0.2500	24,071 per 10,000 units	24,271 per 10,000 units	2015/07/30	200,000,000	2015/01/21
69091	J P Morgan SP BV	HSI R Bull CBBC Jul 2015 U	0.2500	23,588 per 10,000 units	23,788 per 10,000 units	2015/07/30	200,000,000	2015/01/21
69002	J P Morgan SP BV	HSI R Bull CBBC Aug 2015 F	0.2500	23,900 per 10,000 units	24,100 per 10,000 units	2015/08/28	200,000,000	2015/01/21
68935	J P Morgan SP BV	HSI R Bear CBBC Apr 2015 X	0.2500	24,500 per 10,000 units	24,300 per 10,000 units	2015/04/29	200,000,000	2015/01/21
69020	Standard Chartered Bank	Sinopec Corp R Bull CBBC Dec 2015A	0.2500	5.2000	5.6000	2015/12/21	50,000,000	2015/01/21
69016	Standard Chartered Bank	Sinopec Corp R Bear CBBC Aug 2015A	0.2500	7.2000	6.8000	2015/08/03	50,000,000	2015/01/21
69024	Standard Chartered Bank	Galaxy Ent R Bull CBBC Dec 2015 A	0.2500	35 per 100 units	37 per 100 units	2015/12/21	50,000,000	2015/01/21
69023	Standard Chartered Bank	Galaxy Ent R Bear CBBC Aug 2015 B	0.2500	52 per 100 units	50 per 100 units	2015/08/25	50,000,000	2015/01/21
68924	Standard Chartered Bank	HSCEI R Bull CBBC Oct 2015 A	0.2500	11,280 per 10,000 units	11,480 per 10,000 units	2015/10/29	100,000,000	2015/01/21
68928	Standard Chartered Bank	HSCEI R Bear CBBC May 2015 A	0.2500	13,080 per 10,000 units	12,880 per 10,000 units	2015/05/28	100,000,000	2015/01/21
69000	Standard Chartered Bank	HSI R Bull CBBC Apr 2015 Q	0.2500	23,980 per 15,000 units	24,180 per 15,000 units	2015/04/29	100,000,000	2015/01/21
69001	Standard Chartered Bank	HSI R Bear CBBC Apr 2015 Y	0.2500	24,480 per 20,000 units	24,280 per 20,000 units	2015/04/29	120,000,000	2015/01/21
69022	Standard Chartered Bank	PetCh R Bull CBBC Dec 2015 A	0.2500	7.3000	7.8000	2015/12/21	50,000,000	2015/01/21
69021	Standard Chartered Bank	PetCh R Bear CBBC Aug 2015 A	0.2500	10.0000	9.5000	2015/08/03	50,000,000	2015/01/21
69011	Standard Chartered Bank	SHK Ppt R Bull CBBC Dec 2015 A	0.2500	104 per 100 units	108 per 100 units	2015/12/21	50,000,000	2015/01/21

Newly listed callable bull/bear contracts (continued)

Code	Issuer	Name of issue	Issue prices (HK\$)	Strike price (HKD) / Strike level per 10 units	Call price (HKD) / Call level per 10 units	Expiry date	No. of issue (units)	Listing date
69006	Standard Chartered Bank	SHK Ppt R Bear CBBC Aug 2015 B	0.2500	139 per 100 units	135 per 100 units	2015/08/03	50,000,000	2015/01/21
69029	SGA Societe Generale Acceptance N.V.	CMob R Bull CBBC Sep15A	0.2500	86.88 per 100 units	88.88 per 100 units	2015/09/29	200,000,000	2015/01/21
69028	SGA Societe Generale Acceptance N.V.	CMob R Bull CBBC Oct15A	0.2500	83.88 per 100 units	85.88 per 100 units	2015/10/29	200,000,000	2015/01/21
69026	SGA Societe Generale Acceptance N.V.	CMob R Bull CBBC Nov15A	0.2500	80.88 per 100 units	82.88 per 100 units	2015/11/27	200,000,000	2015/01/21
69039	SGA Societe Generale Acceptance N.V.	CMob R Bear CBBC Jul15A	0.2500	103.88 per 100 units	101.88 per 100 units	2015/07/30	200,000,000	2015/01/21
68934	SGA Societe Generale Acceptance N.V.	HSI R Bear CBBC Jun15 K	0.2500	24,388 per 10,000 units	24,288 per 10,000 units	2015/06/29	200,000,000	2015/01/21
69054	SGA Societe Generale Acceptance N.V.	TCH R Bull CBBC Sep15A	0.2500	113.88 per 100 units	115.88 per 100 units	2015/09/29	200,000,000	2015/01/21
69043	SGA Societe Generale Acceptance N.V.	TCH R Bull CBBC Oct15A	0.2500	110.88 per 100 units	112.88 per 100 units	2015/10/29	200,000,000	2015/01/21
69041	SGA Societe Generale Acceptance N.V.	TCH R Bull CBBC Dec15A	0.2500	107.88 per 100 units	109.88 per 100 units	2015/12/30	200,000,000	2015/01/21
69040	SGA Societe Generale Acceptance N.V.	TCH R Bull CBBC Jan16A	0.2500	104.88 per 100 units	106.88 per 100 units	2016/01/28	200,000,000	2015/01/21
69061	SGA Societe Generale Acceptance N.V.	TCH R Bear CBBC Oct15A	0.2500	136.88 per 100 units	134.88 per 100 units	2015/10/29	200,000,000	2015/01/21
69075	UBS AG	HSI R Bull CBBC Jun 2015 N	0.2500	23,800 per 10,000 units	24,000 per 10,000 units	2015/06/29	300,000,000	2015/01/21
69082	UBS AG	HSI R Bull CBBC Aug 2015 P	0.2500	24,000 per 10,000 units	24,200 per 10,000 units	2015/08/28	300,000,000	2015/01/21
69089	UBS AG	HSI R Bull CBBC Nov 2015 A	0.2500	24,041 per 12,000 units	24,271 per 12,000 units	2015/11/27	350,000,000	2015/01/21
68969	UBS AG	HSI R Bear CBBC Apr 2015 U	0.2500	24,500 per 10,000 units	24,300 per 10,000 units	2015/04/29	300,000,000	2015/01/21
69070	UBS AG	HSI R Bear CBBC Apr 2015 V	0.2500	24,313 per 10,000 units	24,113 per 10,000 units	2015/04/29	300,000,000	2015/01/21
69198	BNP Paribas Arbit Issu B.V.	HSI R Bull CBBC Nov 2015 C	0.2500	24,100 per 10,000 units	24,300 per 10,000 units	2015/11/27	200,000,000	2015/01/22
69207	BNP Paribas Arbit Issu B.V.	HSI R Bear CBBC Jun 2015 Y	0.2500	25,000 per 10,000 units	24,800 per 10,000 units	2015/06/29	200,000,000	2015/01/22
69211	BNP Paribas Arbit Issu B.V.	HSI R Bear CBBC Jun 2015 Z	0.2500	25,300 per 10,000 units	25,100 per 10,000 units	2015/06/29	200,000,000	2015/01/22
69153	Credit Suisse AG	HSI R Bull CBBC May 2015 M	0.2500	24,050 per 10,000 units	24,250 per 10,000 units	2015/05/28	238,000,000	2015/01/22
69160	Credit Suisse AG	HSI R Bull CBBC May 2015 W	0.2500	24,150 per 10,000 units	24,350 per 10,000 units	2015/05/28	238,000,000	2015/01/22
69123	Credit Suisse AG	HSI R Bear CBBC Apr 2015 Q	0.2500	24,356 per 12,000 units	24,116 per 12,000 units	2015/04/29	238,000,000	2015/01/22
69151	Credit Suisse AG	HSI R Bear CBBC Apr 2015 V	0.2500	24,477 per 10,000 units	24,277 per 10,000 units	2015/04/29	238,000,000	2015/01/22
69152	Credit Suisse AG	HSI R Bear CBBC Apr 2015 Y	0.2500	24,550 per 10,000 units	24,350 per 10,000 units	2015/04/29	238,000,000	2015/01/22
69131	Bank of East Asia	COVS R Bull CBBC Dec 2015 A	0.4500	20.6880	21.6880	2015/12/22	40,000,000	2015/01/22
69132	Bank of East Asia	CITIC R Bull CBBC Jan 2016 A	0.2500	11.2670	12.2670	2016/01/22	80,000,000	2015/01/22
69135	Bank of East Asia	CITIC R Bull CBBC Feb 2016 A	0.4500	9.6000	10.6000	2016/02/26	80,000,000	2015/01/22
69136	Bank of East Asia	CNOOC R Bull CBBC Jan 2016 A	0.3000	7.8000	8.6000	2016/01/15	50,000,000	2015/01/22
69141	Bank of East Asia	Sinopec Corp R Bull CBBC Jan 2016 A	0.2500	4.7000	5.0000	2016/01/15	80,000,000	2015/01/22
69119	HK Bank	China Mobile R Bull CBBC Oct 2015 D	0.2500	89.68 per 100 units	92.18 per 100 units	2015/10/26	120,000,000	2015/01/22
69122	HK Bank	CUni R Bull CBBC Dec 2015 A	0.2500	9.7800	10.7800	2015/12/21	50,000,000	2015/01/22
69103	HK Bank	HSI R Bull CBBC Sep 2015 J	0.2500	23,078 per 20,000 units	23,328 per 20,000 units	2015/09/29	400,000,000	2015/01/22
69104	HK Bank	HSI R Bull CBBC Sep 2015 K	0.2500	23,788 per 15,000 units	23,988 per 15,000 units	2015/09/29	100,000,000	2015/01/22
69106	HK Bank	HSI R Bear CBBC Sep 2015 F	0.2500	24,788 per 15,000 units	24,588 per 15,000 units	2015/09/29	100,000,000	2015/01/22
69110	HK Bank	HSI R Bear CBBC Oct 2015 D	0.2500	25,188 per 15,000 units	24,988 per 15,000 units	2015/10/29	100,000,000	2015/01/22
69111	HK Bank	HSI R Bear CBBC Nov 2015 C	0.2500	26,288 per 15,000 units	26,088 per 15,000 units	2015/11/27	100,000,000	2015/01/22
69120	HK Bank	SHK Ppt R Bull CBBC Dec 2015 A	0.2500	111.08 per 100 units	115.08 per 100 units	2015/12/21	60,000,000	2015/01/22
69121	HK Bank	SHK Ppt R Bear CBBC Jan 2016 A	0.2600	145.88 per 100 units	141.88 per 100 units	2016/01/18	50,000,000	2015/01/22
69197	J P Morgan SP BV	HSI R Bull CBBC Jul 2015 Z	0.2500	24,150 per 10,000 units	24,350 per 10,000 units	2015/07/30	200,000,000	2015/01/22
69196	J P Morgan SP BV	HSI R Bull CBBC Aug 2015 Z	0.2500	24,000 per 10,000 units	24,200 per 10,000 units	2015/08/28	200,000,000	2015/01/22
69194	J P Morgan SP BV	HSI R Bear CBBC Apr 2015 Q	0.2500	25,300 per 10,000 units	25,100 per 10,000 units	2015/04/29	200,000,000	2015/01/22
69142	J P Morgan SP BV	HSI R Bear CBBC May 2015 J	0.2500	24,388 per 10,000 units	24,188 per 10,000 units	2015/05/28	200,000,000	2015/01/22
69125	Standard Chartered Bank	HSI R Bear CBBC Oct 2015 B	0.2500	25,580 per 15,000 units	25,380 per 15,000 units	2015/10/29	100,000,000	2015/01/22

Newly listed callable bull/bear contracts (continued)

Code	Issuer	Name of issue	Issue prices (HK\$)	Strike price (HKD) / Strike level per 10 units	Call price (HKD) / Call level per 10 units	Expiry date	No. of issue (units)	Listing date
69126	Standard Chartered Bank	HSI R Bear CBBC Oct 2015 C	0.2500	25,880 per 20,000 units	25,680 per 20,000 units	2015/10/29	120,000,000	2015/01/22
69175	SGA Societe Generale Acceptance N.V.	HSI R Bull CBBC Oct15 E	0.2500	24,208 per 10,000 units	24,308 per 10,000 units	2015/10/29	200,000,000	2015/01/22
69177	SGA Societe Generale Acceptance N.V.	HSI R Bear CBBC Jun15 L	0.2500	24,588 per 10,000 units	24,488 per 10,000 units	2015/06/29	200,000,000	2015/01/22
69182	UBS AG	HSI R Bull CBBC Jul 2015 B	0.2500	23,950 per 10,000 units	24,150 per 10,000 units	2015/07/30	300,000,000	2015/01/22
69191	UBS AG	HSI R Bull CBBC Aug 2015 Q	0.2500	24,150 per 10,000 units	24,350 per 10,000 units	2015/08/28	300,000,000	2015/01/22
69192	UBS AG	HSI R Bear CBBC Apr 2015 W	0.2500	24,550 per 10,000 units	24,350 per 10,000 units	2015/04/29	300,000,000	2015/01/22
69130	UBS AG	HSI R Bear CBBC Jul 2015 D	0.2500	24,355 per 12,000 units	24,125 per 12,000 units	2015/07/30	350,000,000	2015/01/22
69244	Credit Suisse AG	HSI R Bull CBBC Aug 2015 R	0.2500	24,083 per 12,000 units	24,333 per 12,000 units	2015/08/28	238,000,000	2015/01/23
69245	Credit Suisse AG	HSI R Bull CBBC Aug 2015 S	0.2500	23,977 per 10,000 units	24,177 per 10,000 units	2015/08/28	238,000,000	2015/01/23
69258	Credit Suisse AG	HSI R Bear CBBC May 2015 J	0.2500	24,308 per 10,000 units	24,108 per 10,000 units	2015/05/28	238,000,000	2015/01/23
69259	Credit Suisse AG	HSI R Bear CBBC May 2015 O	0.2500	24,422 per 10,000 units	24,222 per 10,000 units	2015/05/28	238,000,000	2015/01/23
69255	Bank of East Asia	GCL-Poly Energy R Bull CBBC Dec 2016 A	0.2500	1.0800	1.2800	2016/12/30	300,000,000	2015/01/23
69254	Bank of East Asia	Galaxy Ent R Bull CBBC Nov 2015 A	0.2500	29.50 per 100 units	32 per 100 units	2015/11/27	150,000,000	2015/01/23
69300	J P Morgan SP BV	CSOP A50 ETF R Bull CBBC May 2015 A	0.2500	13.2000	13.5000	2015/05/18	100,000,000	2015/01/23
69305	J P Morgan SP BV	CSOP A50 ETF R Bear CBBC May 2015 A	0.2500	15.8000	15.5000	2015/05/18	100,000,000	2015/01/23
69306	J P Morgan SP BV	A50 China R Bull CBBC May 2015 B	0.2500	12.2000	12.5000	2015/05/12	100,000,000	2015/01/23
69307	J P Morgan SP BV	A50 China R Bear CBBC May 2015 A	0.2500	14.8000	14.5000	2015/05/12	100,000,000	2015/01/23
69319	J P Morgan SP BV	HSI R Bull CBBC Jul 2015 D	0.2500	23,788 per 10,000 units	23,988 per 10,000 units	2015/07/30	200,000,000	2015/01/23
69253	J P Morgan SP BV	HSI R Bull CBBC Aug 2015 Q	0.2500	24,100 per 10,000 units	24,300 per 10,000 units	2015/08/28	200,000,000	2015/01/23
69320	J P Morgan SP BV	HSI R Bear CBBC May 2015 K	0.2500	24,304 per 10,000 units	24,104 per 10,000 units	2015/05/28	200,000,000	2015/01/23
69311	J P Morgan SP BV	Ping An R Bull CBBC Oct 2015 A	0.2500	76 per 100 units	80 per 100 units	2015/10/19	100,000,000	2015/01/23
69312	J P Morgan SP BV	Ping An R Bear CBBC May 2015 A	0.2500	104 per 100 units	100 per 100 units	2015/05/04	100,000,000	2015/01/23
69214	SGA Societe Generale Acceptance N.V.	AIA R Bull CBBC Aug15A	0.2500	39.88 per 100 units	40.88 per 100 units	2015/08/28	300,000,000	2015/01/23
69223	SGA Societe Generale Acceptance N.V.	CLife R Bull CBBC Mar16A	0.2500	28.88 per 100 units	29.88 per 100 units	2016/03/30	300,000,000	2015/01/23
69230	SGA Societe Generale Acceptance N.V.	CLife R Bear CBBC Nov15A	0.2500	35.88 per 100 units	34.88 per 100 units	2015/11/27	300,000,000	2015/01/23
69235	SGA Societe Generale Acceptance N.V.	A50 R Bull CBBC Nov15 A	0.2500	12.5800	12.7800	2015/11/27	100,000,000	2015/01/23
69236	SGA Societe Generale Acceptance N.V.	A50 R Bear CBBC Sep15A	0.2500	15.3800	15.1800	2015/09/29	100,000,000	2015/01/23
69242	SGA Societe Generale Acceptance NV	PingAn R Bull CBBC Oct15B	0.2500	78.88 per 100 units	81.88 per 100 units	2015/10/29	300,000,000	2015/01/23
69243	SGA Societe Generale Acceptance NV	PingAn R Bear CBBC Nov15A	0.2500	100.88 per 100 units	97.88 per 100 units	2015/11/27	300,000,000	2015/01/23
69262	UBS AG	CM Bank R Bull CBBC Jan 2016 A	0.2500	16.4000	17.0000	2016/01/11	50,000,000	2015/01/23
69283	UBS AG	Galaxy Ent R Bull CBBC Nov 2015 B	0.2500	27.50 per 100 units	30 per 100 units	2015/11/30	100,000,000	2015/01/23
69252	UBS AG	HSI R Bull CBBC Jun 2015 O	0.2500	24,100 per 10,000 units	24,300 per 10,000 units	2015/06/29	300,000,000	2015/01/23
69251	UBS AG	HSI R Bull CBBC Jul 2015 D	0.2500	23,850 per 10,000 units	24,050 per 10,000 units	2015/07/30	300,000,000	2015/01/23
69289	UBS AG	HSI R Bear CBBC May 2015 O	0.2500	24,354 per 12,000 units	24,104 per 12,000 units	2015/05/28	350,000,000	2015/01/23
69297	UBS AG	HSI R Bear CBBC May 2015 P	0.2500	24,450 per 10,000 units	24,250 per 10,000 units	2015/05/28	300,000,000	2015/01/23
69268	UBS AG	Petrochina R Bull CBBC Nov 2015 A	0.2500	7.6000	8.0000	2015/11/02	100,000,000	2015/01/23
69261	UBS AG	Ping An R Bull CBBC Nov 2015 A	0.2500	76 per 100 units	80 per 100 units	2015/11/09	100,000,000	2015/01/23
69388	BNP Paribas Arbit Issu B.V.	HSI R Bull CBBC Nov 2015 D	0.2500	23,800 per 10,000 units	24,000 per 10,000 units	2015/11/27	200,000,000	2015/01/26
69389	BNP Paribas Arbit Issu B.V.	HSI R Bull CBBC Nov 2015 E	0.2500	23,700 per 10,000 units	23,900 per 10,000 units	2015/11/27	200,000,000	2015/01/26
69399	BNP Paribas Arbit Issu B.V.	HSI R Bull CBBC Nov 2015 F	0.2500	23,600 per 10,000 units	23,800 per 10,000 units	2015/11/27	200,000,000	2015/01/26
69538	BNP Paribas Arbit Issu B.V.	HSI R Bull CBBC Nov 2015 G	0.2500	23,500 per 10,000 units	23,700 per 10,000 units	2015/11/27	200,000,000	2015/01/26
69539	BNP Paribas Arbit Issu B.V.	HSI R Bull CBBC Nov 2015 H	0.2500	23,400 per 10,000 units	23,600 per 10,000 units	2015/11/27	200,000,000	2015/01/26
69540	BNP Paribas Arbit Issu B.V.	HSI R Bear CBBC Jun 2015 C	0.2500	24,100 per 10,000 units	23,900 per 10,000 units	2015/06/29	200,000,000	2015/01/26

Newly listed callable bull/bear contracts (continued)

Code	Issuer	Name of issue	Issue prices (HK\$)	Strike price (HKD) / Strike level per 10 units	Call price (HKD) / Call level per 10 units	Expiry date	No. of issue (units)	Listing date
60004	BNP Paribas Arbit Issu B.V.	HSI R Bear CBBC Jun 2015 D	0.2500	24,000 per 10,000 units	23,800 per 10,000 units	2015/06/29	200,000,000	2015/01/26
69570	Credit Suisse AG	CSOP A50 ETF R Bear CBBC May 2015 B	0.2500	14.5500	14.2200	2015/05/29	60,000,000	2015/01/26
69571	Credit Suisse AG	CSOP A50 ETF R Bear CBBC May 2015 C	0.2500	13.9900	13.6600	2015/05/29	60,000,000	2015/01/26
69573	Credit Suisse AG	A50 China R Bear CBBC May 2015 B	0.2500	13.6600	13.3300	2015/05/29	60,000,000	2015/01/26
69574	Credit Suisse AG	A50 China R Bear CBBC May 2015 C	0.2500	12.9900	12.6600	2015/05/29	60,000,000	2015/01/26
69426	Credit Suisse AG	HSI R Bull CBBC Aug 2015 T	0.2500	23,853 per 12,000 units	24,103 per 12,000 units	2015/08/28	238,000,000	2015/01/26
69427	Credit Suisse AG	HSI R Bull CBBC Aug 2015 U	0.2500	23,800 per 10,000 units	24,000 per 10,000 units	2015/08/28	238,000,000	2015/01/26
69439	Credit Suisse AG	HSI R Bull CBBC Aug 2015 V	0.2500	23,650 per 10,000 units	23,850 per 10,000 units	2015/08/28	238,000,000	2015/01/26
69554	Credit Suisse AG	HSI R Bull CBBC Aug 2015 W	0.2500	23,550 per 10,000 units	23,750 per 10,000 units	2015/08/28	238,000,000	2015/01/26
69560	Credit Suisse AG	HSI R Bull CBBC Aug 2015 X	0.2500	23,400 per 10,000 units	23,600 per 10,000 units	2015/08/28	238,000,000	2015/01/26
69562	Credit Suisse AG	HSI R Bear CBBC May 2015 P	0.2500	24,100 per 10,000 units	23,900 per 10,000 units	2015/05/28	238,000,000	2015/01/26
69581	Credit Suisse AG	HSI R Bear CBBC May 2015 Q	0.2500	24,000 per 10,000 units	23,800 per 10,000 units	2015/05/28	238,000,000	2015/01/26
69582	Credit Suisse AG	HSI R Bear CBBC May 2015 R	0.2500	23,979 per 12,000 units	23,739 per 12,000 units	2015/05/28	238,000,000	2015/01/26
69561	Credit Suisse AG	HSI R Bear CBBC May 2015 T	0.2500	24,200 per 10,000 units	24,000 per 10,000 units	2015/05/28	238,000,000	2015/01/26
69475	Goldman Sachs SP (Asia)	HSI R Bear CBBC May 2015 K	0.2500	24,388 per 20,000 units	24,088 per 20,000 units	2015/05/28	150,000,000	2015/01/26
69333	HK Bank	AIA R Bull CBBC Nov 2015 A	0.2500	41.08 per 100 units	42.08 per 100 units	2015/11/30	60,000,000	2015/01/26
69383	HK Bank	CITIC R Bull CBBC Nov 2015 A	0.2500	12.4800	13.0800	2015/11/30	40,000,000	2015/01/26
69341	HK Bank	CSOP A50 ETF R Bull CBBC Dec 2015 N	0.2500	13.5800	13.7800	2015/12/21	200,000,000	2015/01/26
69372	HK Bank	CSOP A50 ETF R Bull CBBC Jan 2016 I	0.2500	13.7800	13.9800	2016/01/19	200,000,000	2015/01/26
69329	HK Bank	A50 R Bull CBBC Dec 2015 F	0.2500	12.7800	12.9800	2015/12/30	200,000,000	2015/01/26
69330	HK Bank	A50 R Bull CBBC Jan 2016 J	0.2500	12.9800	13.1800	2016/01/19	200,000,000	2015/01/26
69327	HK Bank	HSI R Bull CBBC Oct 2015 J	0.2500	23,888 per 15,000 units	24,088 per 15,000 units	2015/10/29	100,000,000	2015/01/26
69328	HK Bank	HSI R Bull CBBC Oct 2015 K	0.2500	23,688 per 15,000 units	23,888 per 15,000 units	2015/10/29	100,000,000	2015/01/26
69340	HK Bank	Ping An R Bull CBBC Nov 2015 K	0.2500	81.38 per 100 units	83.88 per 100 units	2015/11/02	120,000,000	2015/01/26
69331	HK Bank	TCH R Bear CBBC Oct 2015 D	0.2500	130.88 per 100 units	128.88 per 100 units	2015/10/26	100,000,000	2015/01/26
69403	J P Morgan SP BV	HSI R Bull CBBC Jul 2015 A	0.2500	23,888 per 10,000 units	24,088 per 10,000 units	2015/07/30	200,000,000	2015/01/26
69404	J P Morgan SP BV	HSI R Bull CBBC Aug 2015 B	0.2500	23,700 per 10,000 units	23,900 per 10,000 units	2015/08/28	200,000,000	2015/01/26
69544	J P Morgan SP BV	HSI R Bull CBBC Aug 2015 R	0.2500	23,500 per 10,000 units	23,700 per 10,000 units	2015/08/28	200,000,000	2015/01/26
60001	J P Morgan SP BV	HSI R Bear CBBC Apr 2015 T	0.2500	24,100 per 10,000 units	23,900 per 10,000 units	2015/04/29	200,000,000	2015/01/26
69999	J P Morgan SP BV	HSI R Bear CBBC May 2015 L	0.2500	23,939 per 10,000 units	23,739 per 10,000 units	2015/05/28	200,000,000	2015/01/26
69386	Standard Chartered Bank	HSI R Bull CBBC Apr 2015 M	0.2500	23,880 per 20,000 units	24,080 per 20,000 units	2015/04/29	120,000,000	2015/01/26
69400	Standard Chartered Bank	HSI R Bull CBBC Apr 2015 N	0.2500	23,580 per 15,000 units	23,780 per 15,000 units	2015/04/29	100,000,000	2015/01/26
69870	Standard Chartered Bank	HSI R Bull CBBC Apr 2015 O	0.2500	23,480 per 20,000 units	23,680 per 20,000 units	2015/04/29	120,000,000	2015/01/26
69385	Standard Chartered Bank	HSI R Bull CBBC Apr 2015 P	0.2500	23,680 per 20,000 units	23,880 per 20,000 units	2015/04/29	120,000,000	2015/01/26
69865	Standard Chartered Bank	HSI R Bear CBBC Apr 2015 A	0.2500	24,080 per 20,000 units	23,880 per 20,000 units	2015/04/29	120,000,000	2015/01/26
69863	Standard Chartered Bank	HSI R Bear CBBC Apr 2015 Z	0.2500	24,280 per 20,000 units	24,080 per 20,000 units	2015/04/29	120,000,000	2015/01/26
69476	SGA Societe Generale Acceptance N.V.	CSA50 R Bear CBBC Sep15B	0.2500	15.0800	14.8800	2015/09/29	100,000,000	2015/01/26
69526	SGA Societe Generale Acceptance N.V.	A50 R Bear CBBC Nov15A	0.2500	14.2800	14.0800	2015/11/27	100,000,000	2015/01/26
69508	SGA Societe Generale Acceptance NV	HSCEI R Bull CBBC Sep15B	0.2500	10,208 per 10,000 units	10,408 per 10,000 units	2015/09/29	200,000,000	2015/01/26
69493	SGA Societe Generale Acceptance NV	HSCEI R Bull CBBC Oct15C	0.2500	9,808 per 10,000 units	10,008 per 10,000 units	2015/10/29	200,000,000	2015/01/26
69525	SGA Societe Generale Acceptance NV	HSCEI R Bear CBBC Aug15B	0.2500	12,488 per 10,000 units	12,288 per 10,000 units	2015/08/28	200,000,000	2015/01/26
69387	SGA Societe Generale Acceptance N.V.	HSI R Bull CBBC Sep15 F	0.2500	23,908 per 10,000 units	24,008 per 10,000 units	2015/09/29	200,000,000	2015/01/26
69535	SGA Societe Generale Acceptance N.V.	HSI R Bull CBBC Sep15 G	0.2500	23,708 per 10,000 units	23,808 per 10,000 units	2015/09/29	200,000,000	2015/01/26

Newly listed callable bull/bear contracts (continued)

Code	Issuer	Name of issue	Issue prices (HK\$)	Strike price (HKD) / Strike level per 10 units	Call price (HKD) / Call level per 10 units	Expiry date	No. of issue (units)	Listing date
69589	SGA Societe Generale Acceptance N.V.	HSI R Bear CBBC May15 V	0.2500	23,888 per 10,000 units	23,788 per 10,000 units	2015/05/28	200,000,000	2015/01/26
69776	SGA Societe Generale Acceptance N.V.	HSI R Bear CBBC May15 W	0.2500	24,088 per 10,000 units	23,988 per 10,000 units	2015/05/28	200,000,000	2015/01/26
69543	UBS AG	HSCEI R Bull CBBC Aug 2015 C	0.2500	9,800 per 10,000 units	10,000 per 10,000 units	2015/08/28	100,000,000	2015/01/26
69542	UBS AG	HSCEI R Bear CBBC May 2015 B	0.2500	12,700 per 10,000 units	12,500 per 10,000 units	2015/05/28	100,000,000	2015/01/26
69416	UBS AG	HSI R Bull CBBC Jun 2015 P	0.2500	23,903 per 10,000 units	24,103 per 10,000 units	2015/06/29	300,000,000	2015/01/26
69407	UBS AG	HSI R Bull CBBC Jul 2015 C	0.2500	23,600 per 10,000 units	23,800 per 10,000 units	2015/07/30	300,000,000	2015/01/26
69414	UBS AG	HSI R Bull CBBC Jul 2015 G	0.2500	23,750 per 10,000 units	23,950 per 10,000 units	2015/07/30	300,000,000	2015/01/26
69541	UBS AG	HSI R Bull CBBC Jul 2015 P	0.2500	23,450 per 10,000 units	23,650 per 10,000 units	2015/07/30	300,000,000	2015/01/26
69883	UBS AG	HSI R Bear CBBC Apr 2015 O	0.2500	24,350 per 10,000 units	24,150 per 10,000 units	2015/04/29	300,000,000	2015/01/26
69927	UBS AG	HSI R Bear CBBC Apr 2015 S	0.2500	24,200 per 10,000 units	24,000 per 10,000 units	2015/04/29	300,000,000	2015/01/26
69980	UBS AG	HSI R Bear CBBC Apr 2015 T	0.2500	24,050 per 10,000 units	23,850 per 10,000 units	2015/04/29	300,000,000	2015/01/26
69997	UBS AG	HSI R Bear CBBC Apr 2015 X	0.2500	23,939 per 10,000 units	23,739 per 10,000 units	2015/04/29	300,000,000	2015/01/26
60046	BNP Paribas Arbit Issu B.V.	HSI R Bear CBBC Jun 2015 A	0.2500	24,200 per 10,000 units	24,000 per 10,000 units	2015/06/29	200,000,000	2015/01/27
60044	BNP Paribas Arbit Issu B.V.	HSI R Bear CBBC Jun 2015 B	0.2500	24,300 per 10,000 units	24,100 per 10,000 units	2015/06/29	200,000,000	2015/01/27
60094	Credit Suisse AG	HSI R Bull CBBC Jun 2015 J	0.2500	23,450 per 10,000 units	23,650 per 10,000 units	2015/06/29	238,000,000	2015/01/27
60101	Credit Suisse AG	HSI R Bull CBBC Jun 2015 K	0.2500	23,600 per 10,000 units	23,800 per 10,000 units	2015/06/29	238,000,000	2015/01/27
60102	Credit Suisse AG	HSI R Bull CBBC Jun 2015 R	0.2500	23,751 per 10,000 units	23,951 per 10,000 units	2015/06/29	238,000,000	2015/01/27
60062	Credit Suisse AG	HSI R Bear CBBC Apr 2015 S	0.2500	23,950 per 10,000 units	23,750 per 10,000 units	2015/04/29	238,000,000	2015/01/27
60071	Credit Suisse AG	HSI R Bear CBBC Apr 2015 T	0.2500	24,050 per 10,000 units	23,850 per 10,000 units	2015/04/29	238,000,000	2015/01/27
60072	Credit Suisse AG	HSI R Bear CBBC Apr 2015 W	0.2500	24,150 per 10,000 units	23,950 per 10,000 units	2015/04/29	238,000,000	2015/01/27
60105	Bank of East Asia	CSOP A50 ETF R Bull CBBC Aug 2015 A	0.2500	11.4800	11.8800	2015/08/26	50,000,000	2015/01/27
60107	Bank of East Asia	GCL-Poly Energy R Bull CBBC Dec 2016 B	0.2500	0.9200	1.1200	2016/12/30	150,000,000	2015/01/27
60104	Bank of East Asia	HKEx R Bull CBBC Jan 2016 A	0.2500	155 per 100 units	160 per 100 units	2016/01/19	50,000,000	2015/01/27
60112	Bank of East Asia	PetCh R Bull CBBC Jan 2016 A	0.2500	7.1000	7.5000	2016/01/12	50,000,000	2015/01/27
60103	Bank of East Asia	TCH R Bull CBBC Jan 2016 A	0.2500	107 per 100 units	110 per 100 units	2016/01/22	50,000,000	2015/01/27
60023	HK Bank	China Life R Bear CBBC Dec 2015 B	0.3200	32.6000	32.0000	2015/12/07	50,000,000	2015/01/27
60011	HK Bank	CSOP A50 ETF R Bull CBBC Dec 2015 O	0.2500	11.2800	11.4800	2015/12/21	200,000,000	2015/01/27
60016	HK Bank	CSOP A50 ETF R Bull CBBC Jan 2016 J	0.2500	12.3800	12.5800	2016/01/18	200,000,000	2015/01/27
60010	HK Bank	CSOP A50 ETF R Bear CBBC Sep 2015 D	0.2500	14.1800	13.9800	2015/09/07	40,000,000	2015/01/27
60015	HK Bank	A50 R Bull CBBC Mar 2016 A	0.2500	10.4800	10.6800	2016/03/21	200,000,000	2015/01/27
60009	HK Bank	A50 R Bear CBBC Nov 2015 H	0.2500	13.5800	13.3800	2015/11/16	50,000,000	2015/01/27
60021	HK Bank	HSCEI R Bull CBBC Oct 2015 B	0.2500	9,688 per 10,000 units	9,888 per 10,000 units	2015/10/29	100,000,000	2015/01/27
60022	HK Bank	HSCEI R Bull CBBC Nov 2015 A	0.2700	8,888 per 10,000 units	9,088 per 10,000 units	2015/11/27	100,000,000	2015/01/27
60006	HK Bank	HSCEI R Bull CBBC Dec 2015 A	0.3600	7,988 per 10,000 units	8,188 per 10,000 units	2015/12/30	100,000,000	2015/01/27
60017	HK Bank	HSCEI R Bear CBBC Oct 2015 D	0.2500	11,988 per 10,000 units	11,788 per 10,000 units	2015/10/29	68,000,000	2015/01/27
60018	HK Bank	HSCEI R Bear CBBC Nov 2015 B	0.2500	12,288 per 10,000 units	12,088 per 10,000 units	2015/11/27	68,000,000	2015/01/27
60037	HK Bank	PetCh R Bull CBBC Dec 2015 B	0.2500	7.1300	7.5300	2015/12/14	60,000,000	2015/01/27
60038	HK Bank	Ping An R Bear CBBC Dec 2015 A	0.2500	89.38 per 100 units	86.88 per 100 units	2015/12/14	40,000,000	2015/01/27
60114	J P Morgan SP BV	HSI R Bull CBBC Aug 2015 H	0.2500	23,400 per 10,000 units	23,600 per 10,000 units	2015/08/28	200,000,000	2015/01/27
60118	J P Morgan SP BV	HSI R Bull CBBC Aug 2015 K	0.2500	23,600 per 10,000 units	23,800 per 10,000 units	2015/08/28	200,000,000	2015/01/27
60041	J P Morgan SP BV	HSI R Bear CBBC Apr 2015 A	0.2500	24,200 per 10,000 units	24,000 per 10,000 units	2015/04/29	200,000,000	2015/01/27
60039	J P Morgan SP BV	HSI R Bear CBBC Apr 2015 Y	0.2500	24,000 per 10,000 units	23,800 per 10,000 units	2015/04/29	200,000,000	2015/01/27
60122	J P Morgan SP BV	HSI R Bear CBBC May 2015 M	0.2500	24,488 per 10,000 units	24,288 per 10,000 units	2015/05/28	200,000,000	2015/01/27

Newly listed callable bull/bear contracts (continued)

Code	Issuer	Name of issue	Issue prices (HK\$)	Strike price (HKD) / Strike level per 10 units	Call price (HKD) / Call level per 10 units	Expiry date	No. of issue (units)	Listing date
60051	Standard Chartered Bank	HSI R Bear CBBC Apr 2015 C	0.2500	24,180 per 15,000 units	23,980 per 15,000 units	2015/04/29	100,000,000	2015/01/27
60053	Standard Chartered Bank	HSI R Bear CBBC Apr 2015 F	0.2500	23,980 per 15,000 units	23,780 per 15,000 units	2015/04/29	100,000,000	2015/01/27
60076	SGA Societe Generale Acceptance N.V.	HSI R Bull CBBC Sep15 H	0.2500	23,508 per 10,000 units	23,608 per 10,000 units	2015/09/29	200,000,000	2015/01/27
60081	SGA Societe Generale Acceptance N.V.	HSI R Bull CBBC Oct15 F	0.2500	23,808 per 10,000 units	23,908 per 10,000 units	2015/10/29	200,000,000	2015/01/27
60086	SGA Societe Generale Acceptance N.V.	HSI R Bear CBBC Jun15 M	0.2500	24,188 per 10,000 units	24,088 per 10,000 units	2015/06/29	200,000,000	2015/01/27
60087	UBS AG	HSCEI R Bull CBBC Aug 2015 D	0.2500	11,050 per 10,000 units	11,250 per 10,000 units	2015/08/28	100,000,000	2015/01/27
60123	UBS AG	HSI R Bull CBBC Jun 2015 Q	0.2500	23,500 per 10,000 units	23,700 per 10,000 units	2015/06/29	300,000,000	2015/01/27
60126	UBS AG	HSI R Bull CBBC Jun 2015 S	0.2500	23,650 per 10,000 units	23,850 per 10,000 units	2015/06/29	300,000,000	2015/01/27
60132	UBS AG	HSI R Bull CBBC Aug 2015 R	0.2500	23,701 per 12,000 units	23,951 per 12,000 units	2015/08/28	350,000,000	2015/01/27
60055	UBS AG	HSI R Bear CBBC May 2015 E	0.2500	24,100 per 10,000 units	23,900 per 10,000 units	2015/05/28	300,000,000	2015/01/27
60059	UBS AG	HSI R Bear CBBC May 2015 H	0.2500	23,950 per 10,000 units	23,750 per 10,000 units	2015/05/28	300,000,000	2015/01/27
60239	BNP Paribas Arbit Issu B.V.	CSOP A50 ETF R Bull CBBC Dec15C	0.2500	12.7000	13.0000	2015/12/30	100,000,000	2015/01/28
60233	BNP Paribas Arbit Issu B.V.	A50 Ch R Bull CBBC Dec 2015 C	0.2500	11.7000	12.0000	2015/12/30	100,000,000	2015/01/28
60248	BNP Paribas Arbit Issu B.V.	HSCEI R Bull CBBC Dec 2015 C	0.2500	11,300 per 5,000 units	11,500 per 5,000 units	2015/12/30	100,000,000	2015/01/28
60200	BNP Paribas Arbit Issu B.V.	HSI R Bull CBBC Nov 2015 I	0.2500	23,900 per 10,000 units	24,100 per 10,000 units	2015/11/27	200,000,000	2015/01/28
60214	BNP Paribas Arbit Issu B.V.	HSI R Bull CBBC Nov 2015 J	0.2500	24,000 per 10,000 units	24,200 per 10,000 units	2015/11/27	200,000,000	2015/01/28
60155	BNP Paribas Arbit Issu B.V.	HSI R Bear CBBC Jun 2015 E	0.2500	25,700 per 10,000 units	25,500 per 10,000 units	2015/06/29	200,000,000	2015/01/28
60156	BNP Paribas Arbit Issu B.V.	HSI R Bear CBBC Jun 2015 F	0.2500	24,900 per 10,000 units	24,700 per 10,000 units	2015/06/29	200,000,000	2015/01/28
60157	BNP Paribas Arbit Issu B.V.	HSI R Bear CBBC Jun 2015 G	0.2500	24,400 per 10,000 units	24,200 per 10,000 units	2015/06/29	200,000,000	2015/01/28
60226	BNP Paribas Arbit Issu B.V.	HSI R Bear CBBC Jun 2015 H	0.2500	24,500 per 10,000 units	24,300 per 10,000 units	2015/06/29	200,000,000	2015/01/28
60289	Credit Suisse AG	HSI R Bull CBBC Jul 2015 Q	0.2500	23,500 per 10,000 units	23,700 per 10,000 units	2015/07/30	238,000,000	2015/01/28
60290	Credit Suisse AG	HSI R Bull CBBC Jul 2015 S	0.2500	23,700 per 10,000 units	23,900 per 10,000 units	2015/07/30	238,000,000	2015/01/28
60291	Credit Suisse AG	HSI R Bull CBBC Jul 2015 U	0.2500	23,850 per 10,000 units	24,050 per 10,000 units	2015/07/30	238,000,000	2015/01/28
60292	Credit Suisse AG	HSI R Bull CBBC Jul 2015 V	0.2500	23,950 per 10,000 units	24,150 per 10,000 units	2015/07/30	238,000,000	2015/01/28
60293	Credit Suisse AG	HSI R Bull CBBC Jul 2015 W	0.2500	24,050 per 10,000 units	24,250 per 10,000 units	2015/07/30	238,000,000	2015/01/28
60294	Credit Suisse AG	HSI R Bull CBBC Jul 2015 X	0.2500	24,112 per 12,000 units	24,352 per 12,000 units	2015/07/30	238,000,000	2015/01/28
60160	Credit Suisse AG	HSI R Bear CBBC Apr 2015 F	0.2500	24,250 per 10,000 units	24,050 per 10,000 units	2015/04/29	238,000,000	2015/01/28
60161	Credit Suisse AG	HSI R Bear CBBC Apr 2015 O	0.2500	24,400 per 10,000 units	24,200 per 10,000 units	2015/04/29	238,000,000	2015/01/28
60162	Credit Suisse AG	HSI R Bear CBBC Apr 2015 P	0.2500	24,500 per 10,000 units	24,300 per 10,000 units	2015/04/29	238,000,000	2015/01/28
60159	Credit Suisse AG	HSI R Bear CBBC Apr 2015 X	0.2500	24,205 per 12,000 units	23,955 per 12,000 units	2015/04/29	238,000,000	2015/01/28
60137	HK Bank	CM Bank R Bull CBBC Oct 2015 A	0.2800	15.0800	15.6800	2015/10/05	40,000,000	2015/01/28
60136	HK Bank	CSOP A50 ETF R Bull CBBC Jan 2016 K	0.2500	12.5800	12.7800	2016/01/11	200,000,000	2015/01/28
60139	HK Bank	A50 R Bull CBBC Jan 2016 K	0.2500	11.5800	11.7800	2016/01/18	200,000,000	2015/01/28
60140	HK Bank	A50 R Bull CBBC Feb 2016 B	0.2500	11.7800	11.9800	2016/02/01	200,000,000	2015/01/28
60145	HK Bank	A50 R Bear CBBC Feb 2016 B	0.2500	14.4800	14.2800	2016/02/22	50,000,000	2015/01/28
60148	HK Bank	HSCEI R Bull CBBC Sep 2015 B	0.2500	11,088 per 10,000 units	11,288 per 10,000 units	2015/09/29	100,000,000	2015/01/28
60149	HK Bank	HSI R Bull CBBC Nov 2015 B	0.2500	23,488 per 15,000 units	23,688 per 15,000 units	2015/11/27	100,000,000	2015/01/28
60134	HK Bank	Ping An R Bull CBBC Oct 2015 F	0.2500	77.38 per 100 units	79.88 per 100 units	2015/10/19	120,000,000	2015/01/28
60151	HK Bank	TCH R Bull CBBC Sep 2015 E	0.2500	119.88 per 100 units	121.88 per 100 units	2015/09/21	100,000,000	2015/01/28
60296	J P Morgan SP BV	HSI R Bull CBBC Jul 2015 I	0.2500	24,152 per 20,000 units	24,352 per 20,000 units	2015/07/30	200,000,000	2015/01/28
60295	J P Morgan SP BV	HSI R Bull CBBC Aug 2015 I	0.2500	23,800 per 10,000 units	24,000 per 10,000 units	2015/08/28	200,000,000	2015/01/28
60165	J P Morgan SP BV	HSI R Bear CBBC Apr 2015 B	0.2500	24,500 per 10,000 units	24,300 per 10,000 units	2015/04/29	200,000,000	2015/01/28
60299	J P Morgan SP BV	HSI R Bear CBBC Apr 2015 F	0.2500	25,700 per 10,000 units	25,500 per 10,000 units	2015/04/29	200,000,000	2015/01/28

Newly listed callable bull/bear contracts (continued)

Code	Issuer	Name of issue	Issue prices (HK\$)	Strike price (HKD) / Strike level per 10 units	Call price (HKD) / Call level per 10 units	Expiry date	No. of issue (units)	Listing date
60305	J P Morgan SP BV	HSI R Bear CBBC Apr 2015 K	0.2500	25,500 per 10,000 units	25,300 per 10,000 units	2015/04/29	200,000,000	2015/01/28
60152	J P Morgan SP BV	HSI R Bear CBBC Apr 2015 Z	0.2500	24,300 per 10,000 units	24,100 per 10,000 units	2015/04/29	200,000,000	2015/01/28
60306	Standard Chartered Bank	HSI R Bull CBBC Apr 2015 H	0.2500	24,080 per 20,000 units	24,280 per 20,000 units	2015/04/29	120,000,000	2015/01/28
60307	Standard Chartered Bank	HSI R Bull CBBC Apr 2015 I	0.2500	23,780 per 15,000 units	23,980 per 15,000 units	2015/04/29	100,000,000	2015/01/28
60281	Standard Chartered Bank	HSI R Bear CBBC Apr 2015 B	0.2500	24,480 per 20,000 units	24,280 per 20,000 units	2015/04/29	120,000,000	2015/01/28
60158	Standard Chartered Bank	HSI R Bear CBBC Apr 2015 G	0.2500	24,380 per 15,000 units	24,180 per 15,000 units	2015/04/29	100,000,000	2015/01/28
60250	SGA Societe Generale Acceptance N.V.	CMob R Bull CBBC Sep15B	0.2500	94.88 per 100 units	96.88 per 100 units	2015/09/29	200,000,000	2015/01/28
60249	SGA Societe Generale Acceptance N.V.	CMob R Bull CBBC Oct15B	0.2500	91.88 per 100 units	93.88 per 100 units	2015/10/29	200,000,000	2015/01/28
60255	SGA Societe Generale Acceptance N.V.	CMob R Bear CBBC Jun15A	0.2500	107.88 per 100 units	105.88 per 100 units	2015/06/29	200,000,000	2015/01/28
60263	SGA Societe Generale Acceptance N.V.	CMob R Bear CBBC Jul15B	0.2500	112.88 per 100 units	110.88 per 100 units	2015/07/30	200,000,000	2015/01/28
60172	SGA Societe Generale Acceptance N.V.	HSI R Bull CBBC Sep15 I	0.2500	24,158 per 10,000 units	24,258 per 10,000 units	2015/09/29	200,000,000	2015/01/28
60166	SGA Societe Generale Acceptance N.V.	HSI R Bull CBBC Oct15 G	0.2500	24,008 per 10,000 units	24,108 per 10,000 units	2015/10/29	200,000,000	2015/01/28
60304	SGA Societe Generale Acceptance N.V.	HSI R Bear CBBC May15 X	0.2500	24,888 per 10,000 units	24,788 per 10,000 units	2015/05/28	200,000,000	2015/01/28
60175	SGA Societe Generale Acceptance N.V.	HSI R Bear CBBC Jun15 N	0.2500	24,388 per 10,000 units	24,288 per 10,000 units	2015/06/29	200,000,000	2015/01/28
60176	SGA Societe Generale Acceptance N.V.	HSI R Bear CBBC Jun15 O	0.2500	25,788 per 10,000 units	25,688 per 10,000 units	2015/06/29	200,000,000	2015/01/28
60177	SGA Societe Generale Acceptance N.V.	HSI R Bear CBBC Jun15 P	0.2500	25,988 per 10,000 units	25,888 per 10,000 units	2015/06/29	200,000,000	2015/01/28
60178	SGA Societe Generale Acceptance N.V.	HSI R Bear CBBC Jun15 Q	0.2500	26,188 per 10,000 units	26,088 per 10,000 units	2015/06/29	200,000,000	2015/01/28
60280	SGA Societe Generale Acceptance N.V.	TCH R Bull CBBC Sep15B	0.2500	119.88 per 100 units	121.88 per 100 units	2015/09/29	200,000,000	2015/01/28
60191	UBS AG	China Mobile R Bull CBBC Oct 2015 C	0.2500	87.50 per 100 units	90 per 100 units	2015/10/19	100,000,000	2015/01/28
60180	UBS AG	CSOP A50 ETF R Bull CBBC Dec 2015 A	0.2500	12.2000	12.5000	2015/12/21	100,000,000	2015/01/28
60179	UBS AG	A50 China R Bull CBBC Feb 2016 A	0.2500	11.7000	12.0000	2016/02/22	100,000,000	2015/01/28
60328	UBS AG	HSI R Bull CBBC Jul 2015 N	0.2500	24,050 per 10,000 units	24,250 per 10,000 units	2015/07/30	300,000,000	2015/01/28
60337	UBS AG	HSI R Bull CBBC Jul 2015 T	0.2500	24,102 per 12,000 units	24,352 per 12,000 units	2015/07/30	350,000,000	2015/01/28
60315	UBS AG	HSI R Bull CBBC Aug 2015 S	0.2500	23,400 per 10,000 units	23,600 per 10,000 units	2015/08/28	300,000,000	2015/01/28
60317	UBS AG	HSI R Bull CBBC Aug 2015 T	0.2500	23,550 per 10,000 units	23,750 per 10,000 units	2015/08/28	300,000,000	2015/01/28
60327	UBS AG	HSI R Bull CBBC Aug 2015 U	0.2500	23,700 per 10,000 units	23,900 per 10,000 units	2015/08/28	300,000,000	2015/01/28
60164	UBS AG	HSI R Bear CBBC Apr 2015 Y	0.2500	24,152 per 10,000 units	23,952 per 10,000 units	2015/04/29	300,000,000	2015/01/28
60283	UBS AG	HSI R Bear CBBC Apr 2015 Z	0.2500	24,500 per 10,000 units	24,300 per 10,000 units	2015/04/29	300,000,000	2015/01/28
60163	UBS AG	HSI R Bear CBBC May 2015 I	0.2500	24,300 per 10,000 units	24,100 per 10,000 units	2015/05/28	300,000,000	2015/01/28
60190	UBS AG	Ping An R Bull CBBC Oct 2015 D	0.2500	71 per 100 units	75 per 100 units	2015/10/26	100,000,000	2015/01/28
60193	UBS AG	TCH R Bull CBBC Jul 2015 H	0.2500	117.50 per 100 units	120 per 100 units	2015/07/06	100,000,000	2015/01/28
60533	BNP Paribas Arbit Issu B.V.	HSI R Bull CBBC Dec 2015 B	0.2500	24,300 per 10,000 units	24,500 per 10,000 units	2015/12/30	200,000,000	2015/01/29
60535	BNP Paribas Arbit Issu B.V.	HSI R Bull CBBC Dec 2015 W	0.2500	24,200 per 10,000 units	24,400 per 10,000 units	2015/12/30	200,000,000	2015/01/29
60385	BNP Paribas Arbit Issu B.V.	HSI R Bear CBBC Jul 2015 A	0.2500	26,300 per 10,000 units	26,100 per 10,000 units	2015/07/30	200,000,000	2015/01/29
60386	BNP Paribas Arbit Issu B.V.	HSI R Bear CBBC Jul 2015 B	0.2500	25,500 per 10,000 units	25,300 per 10,000 units	2015/07/30	200,000,000	2015/01/29
60388	BNP Paribas Arbit Issu B.V.	HSI R Bear CBBC Jul 2015 C	0.2500	24,800 per 10,000 units	24,600 per 10,000 units	2015/07/30	200,000,000	2015/01/29
60390	BNP Paribas Arbit Issu B.V.	HSI R Bear CBBC Jul 2015 D	0.2500	24,700 per 10,000 units	24,500 per 10,000 units	2015/07/30	200,000,000	2015/01/29
60490	Credit Suisse AG	HSI R Bull CBBC Jun 2015 E	0.2500	24,100 per 10,000 units	24,300 per 10,000 units	2015/06/29	238,000,000	2015/01/29
60491	Credit Suisse AG	HSI R Bull CBBC Jun 2015 G	0.2500	24,250 per 10,000 units	24,450 per 10,000 units	2015/06/29	238,000,000	2015/01/29
60508	Credit Suisse AG	HSI R Bull CBBC Jun 2015 H	0.2500	24,272 per 12,000 units	24,522 per 12,000 units	2015/06/29	238,000,000	2015/01/29
60480	Credit Suisse AG	HSI R Bull CBBC Jun 2015 S	0.2500	23,890 per 10,000 units	24,100 per 10,000 units	2015/06/29	238,000,000	2015/01/29
60487	Credit Suisse AG	HSI R Bull CBBC Jun 2015 W	0.2500	24,000 per 10,000 units	24,200 per 10,000 units	2015/06/29	238,000,000	2015/01/29
60418	Credit Suisse AG	HSI R Bull CBBC Sep 2015 G	0.2500	23,366 per 20,000 units	23,766 per 20,000 units	2015/09/29	238,000,000	2015/01/29

Newly listed callable bull/bear contracts (continued)

Code	Issuer	Name of issue	Issue prices (HK\$)	Strike price (HKD) / Strike level per 10 units	Call price (HKD) / Call level per 10 units	Expiry date	No. of issue (units)	Listing date
60419	Credit Suisse AG	HSI R Bull CBBC Sep 2015 H	0.2500	23,822 per 20,000 units	24,222 per 20,000 units	2015/09/29	238,000,000	2015/01/29
60427	Credit Suisse AG	HSI R Bear CBBC Apr 2015 Q	0.2500	24,553 per 10,000 units	24,353 per 10,000 units	2015/04/29	238,000,000	2015/01/29
60408	Credit Suisse AG	HSI R Bear CBBC Apr 2015 R	0.2500	25,500 per 10,000 units	25,300 per 10,000 units	2015/04/29	238,000,000	2015/01/29
60430	Credit Suisse AG	HSI R Bear CBBC Apr 2015 V	0.2500	24,650 per 10,000 units	24,450 per 10,000 units	2015/04/29	238,000,000	2015/01/29
60433	Credit Suisse AG	HSI R Bear CBBC Apr 2015 Y	0.2500	24,816 per 10,000 units	24,606 per 10,000 units	2015/04/29	238,000,000	2015/01/29
60414	Credit Suisse AG	HSI R Bear CBBC May 2015 D	0.2500	26,070 per 10,000 units	25,850 per 10,000 units	2015/05/28	238,000,000	2015/01/29
60413	Credit Suisse AG	HSI R Bear CBBC Jun 2015 W	0.2500	25,970 per 10,000 units	25,750 per 10,000 units	2015/06/29	238,000,000	2015/01/29
60417	Credit Suisse AG	HSI R Bear CBBC Jun 2015 X	0.2500	26,170 per 10,000 units	25,950 per 10,000 units	2015/06/29	238,000,000	2015/01/29
60422	Credit Suisse AG	HSI R Bear CBBC Aug 2015 E	0.2500	26,127 per 20,000 units	25,727 per 20,000 units	2015/08/28	238,000,000	2015/01/29
60368	HK Bank	China Mobile R Bull CBBC Nov 2015 A	0.2500	92.18 per 100 units	94.68 per 100 units	2015/11/23	120,000,000	2015/01/29
60369	HK Bank	China Mobile R Bull CBBC Nov 2015 B	0.2500	94.68 per 100 units	97.18 per 100 units	2015/11/16	120,000,000	2015/01/29
60373	HK Bank	China Life R Bull CBBC Nov 2015 C	0.3800	28.4800	29.0800	2015/11/16	60,000,000	2015/01/29
60348	HK Bank	CSOP A50 ETF R Bull CBBC Jan 2016 L	0.2500	12.7800	12.9800	2016/01/27	200,000,000	2015/01/29
60357	HK Bank	CSOP A50 ETF R Bull CBBC Jan 2016 M	0.2500	13.1800	13.3800	2016/01/13	200,000,000	2015/01/29
60347	HK Bank	CSOP A50 ETF R Bear CBBC Sep 2015 E	0.2500	15.9800	15.7800	2015/09/07	40,000,000	2015/01/29
60361	HK Bank	A50 R Bull CBBC Jan 2016 L	0.2500	11.9800	12.1800	2016/01/27	200,000,000	2015/01/29
60362	HK Bank	A50 R Bull CBBC Jan 2016 M	0.2500	12.3800	12.5800	2016/01/13	200,000,000	2015/01/29
60339	HK Bank	HSCEI R Bull CBBC Sep 2015 C	0.2500	11,288 per 10,000 units	11,488 per 10,000 units	2015/09/29	100,000,000	2015/01/29
60342	HK Bank	HSCEI R Bull CBBC Oct 2015 C	0.2500	11,488 per 10,000 units	11,688 per 10,000 units	2015/10/29	100,000,000	2015/01/29
60338	HK Bank	HSI R Bull CBBC Jul 2015 V	0.2500	24,088 per 15,000 units	24,288 per 15,000 units	2015/07/30	100,000,000	2015/01/29
60367	HK Bank	TCH R Bull CBBC Aug 2015 L	0.2500	121.88 per 100 units	123.88 per 100 units	2015/08/10	100,000,000	2015/01/29
60574	J P Morgan SP BV	HSCEI R Bull CBBC Jul 2015 C	0.2500	11,800 per 10,000 units	12,000 per 10,000 units	2015/07/30	100,000,000	2015/01/29
60568	J P Morgan SP BV	HSI R Bull CBBC Jul 2015 J	0.2500	24,322 per 20,000 units	24,522 per 20,000 units	2015/07/30	200,000,000	2015/01/29
60566	J P Morgan SP BV	HSI R Bull CBBC Aug 2015 A	0.2500	23,900 per 10,000 units	24,100 per 10,000 units	2015/08/28	200,000,000	2015/01/29
60395	J P Morgan SP BV	HSI R Bear CBBC Apr 2015 G	0.2500	24,600 per 10,000 units	24,400 per 10,000 units	2015/04/29	200,000,000	2015/01/29
60564	J P Morgan SP BV	HSI R Bear CBBC Apr 2015 L	0.2500	26,200 per 10,000 units	26,000 per 10,000 units	2015/04/29	200,000,000	2015/01/29
60552	J P Morgan SP BV	HSI R Bear CBBC Apr 2015 M	0.2500	24,988 per 10,000 units	24,788 per 10,000 units	2015/04/29	200,000,000	2015/01/29
60565	J P Morgan SP BV	HSI R Bear CBBC Apr 2015 N	0.2500	26,700 per 10,000 units	26,500 per 10,000 units	2015/04/29	200,000,000	2015/01/29
60556	J P Morgan SP BV	HSI R Bear CBBC Apr 2015 P	0.2500	25,288 per 10,000 units	25,088 per 10,000 units	2015/04/29	200,000,000	2015/01/29
60562	J P Morgan SP BV	HSI R Bear CBBC Apr 2015 R	0.2500	25,400 per 10,000 units	25,200 per 10,000 units	2015/04/29	200,000,000	2015/01/29
60563	J P Morgan SP BV	HSI R Bear CBBC Apr 2015 S	0.2500	25,800 per 10,000 units	25,600 per 10,000 units	2015/04/29	200,000,000	2015/01/29
60538	J P Morgan SP BV	Tencent R Bull CBBC Jul 2015 B	0.2500	120 per 100 units	122.50 per 100 units	2015/07/07	100,000,000	2015/01/29
60551	J P Morgan SP BV	Tencent R Bull CBBC Jul 2015 C	0.2500	110 per 100 units	112.50 per 100 units	2015/07/08	100,000,000	2015/01/29
60434	Macquarie Bank Ltd.	HSI R Bull CBBC Jun 2015 E	0.2500	23,500 per 10,000 units	23,700 per 10,000 units	2015/06/29	40,000,000	2015/01/29
60439	Macquarie Bank Ltd.	HSI R Bear CBBC May 2015 E	0.2600	25,700 per 10,000 units	25,500 per 10,000 units	2015/05/28	40,000,000	2015/01/29
60441	Macquarie Bank Ltd.	HSI R Bear CBBC May 2015 F	0.2500	25,450 per 10,000 units	25,250 per 10,000 units	2015/05/28	40,000,000	2015/01/29
60442	Macquarie Bank Ltd.	HSI R Bear CBBC May 2015 G	0.2500	25,200 per 10,000 units	25,000 per 10,000 units	2015/05/28	40,000,000	2015/01/29
60466	Standard Chartered Bank	HSI R Bull CBBC Apr 2015 U	0.2500	24,130 per 20,000 units	24,430 per 20,000 units	2015/04/29	100,000,000	2015/01/29
60475	Standard Chartered Bank	HSI R Bull CBBC Apr 2015 V	0.2500	24,180 per 15,000 units	24,380 per 15,000 units	2015/04/29	100,000,000	2015/01/29
60476	Standard Chartered Bank	HSI R Bull CBBC Apr 2015 W	0.2500	23,930 per 15,000 units	24,130 per 15,000 units	2015/04/29	100,000,000	2015/01/29
60406	Standard Chartered Bank	HSI R Bear CBBC Apr 2015 D	0.2500	24,580 per 15,000 units	24,380 per 15,000 units	2015/04/29	100,000,000	2015/01/29
60407	Standard Chartered Bank	HSI R Bear CBBC Apr 2015 E	0.2500	24,680 per 15,000 units	24,480 per 15,000 units	2015/04/29	100,000,000	2015/01/29
60465	Standard Chartered Bank	HSI R Bear CBBC Apr 2015 H	0.2500	24,830 per 10,000 units	24,630 per 10,000 units	2015/04/29	100,000,000	2015/01/29

Newly listed callable bull/bear contracts (continued)

Code	Issuer	Name of issue	Issue prices (HK\$)	Strike price (HKD) / Strike level per 10 units	Call price (HKD) / Call level per 10 units	Expiry date	No. of issue (units)	Listing date
60477	Standard Chartered Bank	HSI R Bear CBBC Apr 2015 I	0.2500	24,830 per 20,000 units	24,530 per 20,000 units	2015/04/29	100,000,000	2015/01/29
60463	SGA Societe Generale Acceptance N.V.	HSI R Bull CBBC Sep15 J	0.2500	24,308 per 10,000 units	24,408 per 10,000 units	2015/09/29	200,000,000	2015/01/29
60376	SGA Societe Generale Acceptance N.V.	HSI R Bull CBBC Oct15 H	0.2500	23,958 per 10,000 units	24,058 per 10,000 units	2015/10/29	200,000,000	2015/01/29
60448	SGA Societe Generale Acceptance N.V.	HSI R Bull CBBC Oct15 I	0.2500	23,158 per 10,000 units	23,258 per 10,000 units	2015/10/29	200,000,000	2015/01/29
60449	SGA Societe Generale Acceptance N.V.	HSI R Bull CBBC Oct15 J	0.2500	23,358 per 10,000 units	23,458 per 10,000 units	2015/10/29	200,000,000	2015/01/29
60450	SGA Societe Generale Acceptance N.V.	HSI R Bull CBBC Oct15 K	0.2500	23,558 per 10,000 units	23,658 per 10,000 units	2015/10/29	200,000,000	2015/01/29
60456	SGA Societe Generale Acceptance N.V.	HSI R Bull CBBC Oct15 L	0.2500	23,758 per 10,000 units	23,858 per 10,000 units	2015/10/29	200,000,000	2015/01/29
60464	SGA Societe Generale Acceptance N.V.	HSI R Bull CBBC Oct15 M	0.2500	24,358 per 10,000 units	24,458 per 10,000 units	2015/10/29	200,000,000	2015/01/29
60378	SGA Societe Generale Acceptance N.V.	HSI R Bear CBBC May15 Y	0.2500	24,638 per 10,000 units	24,538 per 10,000 units	2015/05/28	200,000,000	2015/01/29
60377	SGA Societe Generale Acceptance N.V.	HSI R Bear CBBC Jun15 R	0.2500	24,488 per 10,000 units	24,388 per 10,000 units	2015/06/29	200,000,000	2015/01/29
60530	UBS AG	HSCEI R Bull CBBC Jul 2015 B	0.2500	11,300 per 10,000 units	11,500 per 10,000 units	2015/07/30	100,000,000	2015/01/29
60529	UBS AG	HSCEI R Bear CBBC Jun 2015 B	0.2500	13,700 per 10,000 units	13,500 per 10,000 units	2015/06/29	100,000,000	2015/01/29
60511	UBS AG	HSI R Bull CBBC Jun 2015 T	0.2500	24,200 per 10,000 units	24,400 per 10,000 units	2015/06/29	300,000,000	2015/01/29
60510	UBS AG	HSI R Bull CBBC Aug 2015 V	0.2500	24,000 per 10,000 units	24,200 per 10,000 units	2015/08/28	300,000,000	2015/01/29
60514	UBS AG	HSI R Bull CBBC Aug 2015 W	0.2500	24,272 per 12,000 units	24,522 per 12,000 units	2015/08/28	350,000,000	2015/01/29
60403	UBS AG	HSI R Bear CBBC Apr 2015 F	0.2500	24,553 per 10,000 units	24,353 per 10,000 units	2015/04/29	300,000,000	2015/01/29
60398	UBS AG	HSI R Bear CBBC Apr 2015 G	0.2500	24,700 per 10,000 units	24,500 per 10,000 units	2015/04/29	300,000,000	2015/01/29
60528	UBS AG	HSI R Bear CBBC Apr 2015 H	0.2500	25,200 per 10,000 units	25,000 per 10,000 units	2015/04/29	300,000,000	2015/01/29
60516	UBS AG	HSI R Bear CBBC Apr 2015 Q	0.2500	25,650 per 10,000 units	25,450 per 10,000 units	2015/04/29	300,000,000	2015/01/29
60517	UBS AG	HSI R Bear CBBC Apr 2015 R	0.2500	25,400 per 10,000 units	25,200 per 10,000 units	2015/04/29	300,000,000	2015/01/29
60814	BNP Paribas Arbit Issu B.V.	HSI R Bull CBBC Dec 2015 C	0.2500	24,500 per 10,000 units	24,700 per 10,000 units	2015/12/30	200,000,000	2015/01/30
60805	BNP Paribas Arbit Issu B.V.	HSI R Bull CBBC Dec 2015 Z	0.2500	24,600 per 10,000 units	24,800 per 10,000 units	2015/12/30	200,000,000	2015/01/30
60648	BNP Paribas Arbit Issu B.V.	HSI R Bear CBBC Jul 2015 E	0.2500	25,000 per 10,000 units	24,800 per 10,000 units	2015/07/30	200,000,000	2015/01/30
60815	BNP Paribas Arbit Issu B.V.	HSI R Bear CBBC Jul 2015 F	0.2500	27,000 per 10,000 units	26,800 per 10,000 units	2015/07/30	200,000,000	2015/01/30
60817	BNP Paribas Arbit Issu B.V.	HSI R Bear CBBC Jul 2015 G	0.2500	26,500 per 10,000 units	26,300 per 10,000 units	2015/07/30	200,000,000	2015/01/30
60770	Credit Suisse AG	HSI R Bull CBBC Aug 2015 A	0.2500	24,500 per 10,000 units	24,700 per 10,000 units	2015/08/28	238,000,000	2015/01/30
60771	Credit Suisse AG	HSI R Bull CBBC Aug 2015 B	0.2500	24,650 per 10,000 units	24,850 per 10,000 units	2015/08/28	238,000,000	2015/01/30
60767	Credit Suisse AG	HSI R Bull CBBC Aug 2015 Y	0.2500	24,200 per 10,000 units	24,400 per 10,000 units	2015/08/28	238,000,000	2015/01/30
60769	Credit Suisse AG	HSI R Bull CBBC Aug 2015 Z	0.2500	24,350 per 10,000 units	24,550 per 10,000 units	2015/08/28	238,000,000	2015/01/30
60694	Credit Suisse AG	HSI R Bear CBBC Apr 2015 E	0.2500	24,970 per 10,000 units	24,750 per 10,000 units	2015/04/29	238,000,000	2015/01/30
60692	Credit Suisse AG	HSI R Bear CBBC May 2015 S	0.2500	24,773 per 12,000 units	24,523 per 12,000 units	2015/05/28	238,000,000	2015/01/30
60693	Credit Suisse AG	HSI R Bear CBBC May 2015 U	0.2500	24,850 per 10,000 units	24,650 per 10,000 units	2015/05/28	238,000,000	2015/01/30
60696	Credit Suisse AG	HSI R Bear CBBC May 2015 V	0.2500	25,050 per 10,000 units	24,850 per 10,000 units	2015/05/28	238,000,000	2015/01/30
60678	Credit Suisse AG	HSI R Bear CBBC Jul 2015 M	0.2500	26,010 per 10,000 units	25,800 per 10,000 units	2015/07/30	238,000,000	2015/01/30
60685	Credit Suisse AG	HSI R Bear CBBC Jul 2015 N	0.2500	26,110 per 10,000 units	25,900 per 10,000 units	2015/07/30	238,000,000	2015/01/30
60801	Goldman Sachs SP (Asia)	HSI R Bull CBBC May 2015 F	0.2500	23,438 per 20,000 units	23,738 per 20,000 units	2015/05/28	150,000,000	2015/01/30
60804	Goldman Sachs SP (Asia)	HSI R Bull CBBC May 2015 G	0.2500	23,738 per 20,000 units	24,038 per 20,000 units	2015/05/28	150,000,000	2015/01/30
60613	HK Bank	China Mobile R Bull CBBC Nov 2015 C	0.2500	97.18 per 100 units	99.68 per 100 units	2015/11/09	120,000,000	2015/01/30
60608	HK Bank	China Mobile R Bear CBBC Dec 2015 A	0.2700	128.88 per 100 units	126.38 per 100 units	2015/12/21	60,000,000	2015/01/30
60586	HK Bank	CSOP A50 ETF R Bull CBBC Aug 2015 G	0.2500	12.9800	13.1800	2015/08/17	200,000,000	2015/01/30
60593	HK Bank	A50 R Bull CBBC Jan 2016 N	0.2500	12.5800	12.7800	2016/01/18	200,000,000	2015/01/30
60590	HK Bank	A50 R Bull CBBC Feb 2016 C	0.2500	12.1800	12.3800	2016/02/22	200,000,000	2015/01/30
60575	HK Bank	HSI R Bull CBBC Oct 2015 L	0.2500	24,288 per 15,000 units	24,488 per 15,000 units	2015/10/29	100,000,000	2015/01/30

Newly listed callable bull/bear contracts (continued)

Code	Issuer	Name of issue	Issue prices (HK\$)	Strike price (HKD) / Strike level per 10 units	Call price (HKD) / Call level per 10 units	Expiry date	No. of issue (units)	Listing date
60577	HK Bank	HSI R Bear CBBC Oct 2015 E	0.2500	26,088 per 15,000 units	25,888 per 15,000 units	2015/10/29	100,000,000	2015/01/30
60614	HK Bank	Ping An R Bull CBBC Jan 2016 A	0.2500	79.38 per 100 units	81.88 per 100 units	2016/01/25	120,000,000	2015/01/30
60619	HK Bank	Ping An R Bull CBBC Jan 2016 B	0.2500	72.38 per 100 units	74.88 per 100 units	2016/01/18	120,000,000	2015/01/30
60594	HK Bank	TCH R Bull CBBC Nov 2015 F	0.2500	123.88 per 100 units	125.88 per 100 units	2015/11/16	100,000,000	2015/01/30
60600	HK Bank	TCH R Bull CBBC Nov 2015 G	0.2500	125.88 per 100 units	127.88 per 100 units	2015/11/23	100,000,000	2015/01/30
60606	HK Bank	TCH R Bull CBBC Dec 2015 E	0.2500	116.88 per 100 units	118.88 per 100 units	2015/12/14	100,000,000	2015/01/30
60798	J P Morgan SP BV	HSI R Bull CBBC Jul 2015 Q	0.2500	24,650 per 20,000 units	24,850 per 20,000 units	2015/07/30	200,000,000	2015/01/30
60743	J P Morgan SP BV	HSI R Bull CBBC Jul 2015 W	0.2500	23,688 per 10,000 units	23,888 per 10,000 units	2015/07/30	200,000,000	2015/01/30
60748	J P Morgan SP BV	HSI R Bull CBBC Aug 2015 E	0.2500	24,200 per 10,000 units	24,400 per 10,000 units	2015/08/28	200,000,000	2015/01/30
60749	J P Morgan SP BV	HSI R Bull CBBC Aug 2015 L	0.2500	24,400 per 10,000 units	24,600 per 10,000 units	2015/08/28	200,000,000	2015/01/30
60754	J P Morgan SP BV	HSI R Bear CBBC Apr 2015 E	0.2500	25,900 per 10,000 units	25,700 per 10,000 units	2015/04/29	200,000,000	2015/01/30
60761	J P Morgan SP BV	HSI R Bear CBBC Apr 2015 J	0.2500	25,088 per 10,000 units	24,888 per 10,000 units	2015/04/29	200,000,000	2015/01/30
60665	J P Morgan SP BV	HSI R Bear CBBC Apr 2015 O	0.2500	24,800 per 10,000 units	24,600 per 10,000 units	2015/04/29	200,000,000	2015/01/30
60666	J P Morgan SP BV	HSI R Bear CBBC Apr 2015 U	0.2500	25,000 per 10,000 units	24,800 per 10,000 units	2015/04/29	200,000,000	2015/01/30
60752	J P Morgan SP BV	HSI R Bear CBBC Apr 2015 X	0.2500	26,000 per 10,000 units	25,800 per 10,000 units	2015/04/29	200,000,000	2015/01/30
60751	J P Morgan SP BV	HSI R Bear CBBC May 2015 O	0.2500	26,400 per 10,000 units	26,200 per 10,000 units	2015/05/28	200,000,000	2015/01/30
60756	J P Morgan SP BV	HSI R Bear CBBC May 2015 P	0.2500	25,600 per 10,000 units	25,400 per 10,000 units	2015/05/28	200,000,000	2015/01/30
60758	J P Morgan SP BV	HSI R Bear CBBC May 2015 Q	0.2500	25,450 per 20,000 units	25,250 per 20,000 units	2015/05/28	200,000,000	2015/01/30
60782	Macquarie Bank Ltd.	HSI R Bull CBBC May 2015 D	0.2500	23,750 per 10,000 units	23,950 per 10,000 units	2015/05/28	40,000,000	2015/01/30
60775	Macquarie Bank Ltd.	HSI R Bear CBBC May 2015 H	0.2550	26,200 per 10,000 units	26,000 per 10,000 units	2015/05/28	40,000,000	2015/01/30
60781	Macquarie Bank Ltd.	HSI R Bear CBBC May 2015 I	0.2500	25,950 per 10,000 units	25,750 per 10,000 units	2015/05/28	40,000,000	2015/01/30
60651	Standard Chartered Bank	China Mobile R Bull CBBC Oct 2015A	0.2500	88.30 per 100 units	90.80 per 100 units	2015/10/29	50,000,000	2015/01/30
60652	Standard Chartered Bank	HSBC R Bull CBBC Nov 2015 A	0.2500	67.20 per 100 units	70 per 100 units	2015/11/03	50,000,000	2015/01/30
60653	Standard Chartered Bank	HSBC R Bear CBBC Aug 2015 A	0.2500	80.68 per 100 units	77.88 per 100 units	2015/08/04	50,000,000	2015/01/30
60764	Standard Chartered Bank	HSI R Bull CBBC Apr 2015 A	0.2500	24,430 per 20,000 units	24,730 per 20,000 units	2015/04/29	100,000,000	2015/01/30
60766	Standard Chartered Bank	HSI R Bull CBBC Apr 2015 S	0.2500	24,380 per 10,000 units	24,580 per 10,000 units	2015/04/29	100,000,000	2015/01/30
60763	Standard Chartered Bank	HSI R Bull CBBC Apr 2015 X	0.2500	24,630 per 15,000 units	24,830 per 15,000 units	2015/04/29	100,000,000	2015/01/30
60661	Standard Chartered Bank	HSI R Bear CBBC Apr 2015 J	0.2500	25,230 per 15,000 units	25,030 per 15,000 units	2015/04/29	100,000,000	2015/01/30
60663	Standard Chartered Bank	HSI R Bear CBBC Apr 2015 K	0.2500	25,330 per 15,000 units	25,130 per 15,000 units	2015/04/29	100,000,000	2015/01/30
60664	Standard Chartered Bank	HSI R Bear CBBC Apr 2015 L	0.2500	25,430 per 10,000 units	25,230 per 10,000 units	2015/04/29	100,000,000	2015/01/30
60650	Standard Chartered Bank	TCH R Bear CBBC Aug 2015 C	0.2500	151.80 per 100 units	148.80 per 100 units	2015/08/19	50,000,000	2015/01/30
60701	SGA Societe Generale Acceptance N.V	CSA50 R Bull CBBC Jan16A	0.2500	12.8800	13.0800	2016/01/28	100,000,000	2015/01/30
60700	SGA Societe Generale Acceptance N.V	CSA50 R Bull CBBC Feb16A	0.2500	12.5800	12.7800	2016/02/26	100,000,000	2015/01/30
60707	SGA Societe Generale Acceptance N.V.	A50 R Bull CBBC Dec15 B	0.2500	12.1800	12.3800	2015/12/30	100,000,000	2015/01/30
60703	SGA Societe Generale Acceptance N.V.	A50 R Bull CBBC Jan16 A	0.2500	11.8800	12.0800	2016/01/28	100,000,000	2015/01/30
60702	SGA Societe Generale Acceptance N.V.	A50 R Bull CBBC Feb16 A	0.2500	11.5800	11.7800	2016/02/26	100,000,000	2015/01/30
60632	SGA Societe Generale Acceptance NV	HSCEI R Bull CBBC Nov15A	0.2500	11,358 per 10,000 units	11,508 per 10,000 units	2015/11/27	200,000,000	2015/01/30
60638	SGA Societe Generale Acceptance NV	HSCEI R Bear CBBC Sep15A	0.2500	13,638 per 10,000 units	13,488 per 10,000 units	2015/09/29	200,000,000	2015/01/30
60786	SGA Societe Generale Acceptance N.V.	HSI R Bull CBBC Sep15 K	0.2500	24,708 per 10,000 units	24,808 per 10,000 units	2015/09/29	200,000,000	2015/01/30
60625	SGA Societe Generale Acceptance N.V.	HSI R Bull CBBC Oct15 N	0.2500	23,400 per 20,000 units	23,500 per 20,000 units	2015/10/29	400,000,000	2015/01/30
60626	SGA Societe Generale Acceptance N.V.	HSI R Bull CBBC Oct15 O	0.2500	23,700 per 20,000 units	23,800 per 20,000 units	2015/10/29	400,000,000	2015/01/30
60783	SGA Societe Generale Acceptance N.V.	HSI R Bull CBBC Oct15 P	0.2500	24,408 per 10,000 units	24,508 per 10,000 units	2015/10/29	200,000,000	2015/01/30
60785	SGA Societe Generale Acceptance N.V.	HSI R Bull CBBC Nov15 A	0.2500	24,558 per 10,000 units	24,658 per 10,000 units	2015/11/27	200,000,000	2015/01/30

Newly listed callable bull/bear contracts (continued)

Code	Issuer	Name of issue	Issue prices (HK\$)	Strike price (HKD) / Strike level per 10 units	Call price (HKD) / Call level per 10 units	Expiry date	No. of issue (units)	Listing date
60629	SGA Societe Generale Acceptance N.V.	HSI R Bear CBBC May15 A	0.2500	24,838 per 10,000 units	24,738 per 10,000 units	2015/05/28	200,000,000	2015/01/30
60630	SGA Societe Generale Acceptance N.V.	HSI R Bear CBBC May15 B	0.2500	25,138 per 10,000 units	25,038 per 10,000 units	2015/05/28	200,000,000	2015/01/30
60627	SGA Societe Generale Acceptance N.V.	HSI R Bear CBBC May15 Z	0.2500	24,688 per 10,000 units	24,588 per 10,000 units	2015/05/28	200,000,000	2015/01/30
60790	SGA Societe Generale Acceptance N.V.	HSI R Bear CBBC Jun15 S	0.2500	24,988 per 10,000 units	24,888 per 10,000 units	2015/06/29	200,000,000	2015/01/30
60792	SGA Societe Generale Acceptance N.V.	HSI R Bear CBBC Jun15 T	0.2500	25,188 per 10,000 units	25,088 per 10,000 units	2015/06/29	200,000,000	2015/01/30
60708	SGA Societe Generale Acceptance N.V.	TCH R Bull CBBC Nov15A	0.2500	116.88 per 100 units	118.88 per 100 units	2015/11/27	200,000,000	2015/01/30
60709	SGA Societe Generale Acceptance N.V.	TCH R Bear CBBC Sep15A	0.2500	141.88 per 100 units	139.88 per 100 units	2015/09/29	200,000,000	2015/01/30
60712	SGA Societe Generale Acceptance N.V.	TCH R Bear CBBC Oct15B	0.2500	149.88 per 100 units	147.88 per 100 units	2015/10/29	200,000,000	2015/01/30
60711	SGA Societe Generale Acceptance N.V.	TCH R Bear CBBC Nov15A	0.2500	145.88 per 100 units	143.88 per 100 units	2015/11/27	200,000,000	2015/01/30
60795	UBS AG	HSI R Bull CBBC Jun 2015 U	0.2500	24,500 per 10,000 units	24,700 per 10,000 units	2015/06/29	300,000,000	2015/01/30
60793	UBS AG	HSI R Bull CBBC Jul 2015 R	0.2500	24,350 per 10,000 units	24,550 per 10,000 units	2015/07/30	300,000,000	2015/01/30
60821	UBS AG	HSI R Bull CBBC Aug 2015 X	0.2500	24,650 per 10,000 units	24,850 per 10,000 units	2015/08/28	300,000,000	2015/01/30
60742	UBS AG	HSI R Bear CBBC Apr 2015 D	0.2500	25,472 per 12,000 units	25,222 per 12,000 units	2015/04/29	350,000,000	2015/01/30
60668	UBS AG	HSI R Bear CBBC Apr 2015 E	0.2500	24,800 per 10,000 units	24,600 per 10,000 units	2015/04/29	300,000,000	2015/01/30
60669	UBS AG	HSI R Bear CBBC Apr 2015 I	0.2500	24,950 per 10,000 units	24,750 per 10,000 units	2015/04/29	300,000,000	2015/01/30
60739	UBS AG	HSI R Bear CBBC Apr 2015 J	0.2500	25,900 per 10,000 units	25,700 per 10,000 units	2015/04/29	300,000,000	2015/01/30
60674	UBS AG	HSI R Bear CBBC Apr 2015 K	0.2500	25,100 per 10,000 units	24,900 per 10,000 units	2015/04/29	300,000,000	2015/01/30
60719	UBS AG	HSI R Bear CBBC Apr 2015 L	0.2500	27,000 per 10,000 units	26,800 per 10,000 units	2015/04/29	300,000,000	2015/01/30
60675	UBS AG	HSI R Bear CBBC Apr 2015 M	0.2500	24,773 per 12,000 units	24,523 per 12,000 units	2015/04/29	350,000,000	2015/01/30
60721	UBS AG	HSI R Bear CBBC Apr 2015 N	0.2500	26,600 per 10,000 units	26,400 per 10,000 units	2015/04/29	300,000,000	2015/01/30
60728	UBS AG	HSI R Bear CBBC Apr 2015 P	0.2500	26,300 per 10,000 units	26,100 per 10,000 units	2015/04/29	300,000,000	2015/01/30
60734	UBS AG	HSI R Bear CBBC Apr 2015 U	0.2500	26,150 per 10,000 units	25,950 per 10,000 units	2015/04/29	300,000,000	2015/01/30
60735	UBS AG	HSI R Bear CBBC Apr 2015 V	0.2500	26,000 per 10,000 units	25,800 per 10,000 units	2015/04/29	300,000,000	2015/01/30
60741	UBS AG	HSI R Bear CBBC Apr 2015 W	0.2500	25,750 per 10,000 units	25,550 per 10,000 units	2015/04/29	300,000,000	2015/01/30
60891	BNP Paribas Arbit Issu B.V.	HSI R Bull CBBC Dec 2015 D	0.2500	24,400 per 10,000 units	24,600 per 10,000 units	2015/12/30	200,000,000	2015/02/02
61005	BNP Paribas Arbit Issu B.V.	HSI R Bull CBBC Dec 2015 E	0.2500	24,700 per 10,000 units	24,900 per 10,000 units	2015/12/30	200,000,000	2015/02/02
60892	BNP Paribas Arbit Issu B.V.	HSI R Bear CBBC Jul 2015 H	0.2500	26,600 per 10,000 units	26,400 per 10,000 units	2015/07/30	200,000,000	2015/02/02
60893	BNP Paribas Arbit Issu B.V.	HSI R Bear CBBC Jul 2015 I	0.2500	25,100 per 10,000 units	24,900 per 10,000 units	2015/07/30	200,000,000	2015/02/02
60944	Credit Suisse AG	HSI R Bull CBBC Sep 2015 J	0.2500	24,550 per 10,000 units	24,750 per 10,000 units	2015/09/29	238,000,000	2015/02/02
60947	Credit Suisse AG	HSI R Bull CBBC Sep 2015 K	0.2500	24,400 per 10,000 units	24,600 per 10,000 units	2015/09/29	238,000,000	2015/02/02
60948	Credit Suisse AG	HSI R Bull CBBC Sep 2015 L	0.2500	24,300 per 10,000 units	24,500 per 10,000 units	2015/09/29	238,000,000	2015/02/02
60990	Credit Suisse AG	HSI R Bull CBBC Sep 2015 M	0.2500	24,659 per 12,000 units	24,909 per 12,000 units	2015/09/29	238,000,000	2015/02/02
60960	Credit Suisse AG	HSI R Bear CBBC May 2015 C	0.2500	25,100 per 10,000 units	24,900 per 10,000 units	2015/05/28	238,000,000	2015/02/02
60949	Credit Suisse AG	HSI R Bear CBBC May 2015 W	0.2500	25,070 per 12,000 units	24,820 per 12,000 units	2015/05/28	238,000,000	2015/02/02
60849	HK Bank	AIA R Bear CBBC Oct 2015 B	0.2500	48.48 per 100 units	47.48 per 100 units	2015/10/26	40,000,000	2015/02/02
60850	HK Bank	AIA R Bear CBBC Dec 2015 A	0.2500	52.48 per 100 units	51.48 per 100 units	2015/12/14	40,000,000	2015/02/02
60847	HK Bank	CSOP A50 ETF R Bull CBBC Jan 2016 N	0.2500	13.3800	13.5800	2016/01/04	200,000,000	2015/02/02
60839	HK Bank	HSCEI R Bull CBBC Nov 2015 B	0.2500	11,688 per 10,000 units	11,888 per 10,000 units	2015/11/27	100,000,000	2015/02/02
60829	HK Bank	HSI R Bull CBBC Aug 2015 R	0.2500	24,488 per 15,000 units	24,688 per 15,000 units	2015/08/28	100,000,000	2015/02/02
60830	HK Bank	HSI R Bear CBBC Dec 2015 A	0.2500	26,578 per 20,000 units	26,328 per 20,000 units	2015/12/30	400,000,000	2015/02/02
60837	HK Bank	HSI R Bear CBBC Dec 2015 B	0.2500	26,888 per 15,000 units	26,688 per 15,000 units	2015/12/30	100,000,000	2015/02/02
60838	HK Bank	HSI R Bear CBBC Dec 2015 C	0.2500	26,688 per 15,000 units	26,488 per 15,000 units	2015/12/30	100,000,000	2015/02/02
60843	HK Bank	TCH R Bull CBBC Sep 2015 F	0.2500	127.88 per 100 units	129.88 per 100 units	2015/09/14	100,000,000	2015/02/02

Newly listed callable bull/bear contracts (continued)

Code	Issuer	Name of issue	Issue prices (HK\$)	Strike price (HKD) / Strike level per 10 units	Call price (HKD) / Call level per 10 units	Expiry date	No. of issue (units)	Listing date
60845	HK Bank	TCH R Bear CBBC Dec 2015 A	0.2800	158.88 per 100 units	156.88 per 100 units	2015/12/30	100,000,000	2015/02/02
60996	J P Morgan SP BV	HSI R Bull CBBC Aug 2015 P	0.2500	24,700 per 10,000 units	24,900 per 10,000 units	2015/08/28	200,000,000	2015/02/02
60997	J P Morgan SP BV	HSI R Bull CBBC Aug 2015 X	0.2500	24,500 per 10,000 units	24,700 per 10,000 units	2015/08/28	200,000,000	2015/02/02
60855	J P Morgan SP BV	HSI R Bear CBBC May 2015 R	0.2500	25,100 per 10,000 units	24,900 per 10,000 units	2015/05/28	200,000,000	2015/02/02
61001	J P Morgan SP BV	HSI R Bear CBBC May 2015 S	0.2500	25,688 per 10,000 units	25,488 per 10,000 units	2015/05/28	200,000,000	2015/02/02
61004	J P Morgan SP BV	HSI R Bear CBBC Jun 2015 A	0.2500	26,300 per 10,000 units	26,100 per 10,000 units	2015/06/29	200,000,000	2015/02/02
61010	J P Morgan SP BV	Tencent R Bull CBBC Jul 2015 D	0.2500	127.50 per 100 units	130 per 100 units	2015/07/22	100,000,000	2015/02/02
61018	J P Morgan SP BV	Tencent R Bear CBBC Jul 2015 A	0.2500	147.50 per 100 units	145 per 100 units	2015/07/22	100,000,000	2015/02/02
60968	Macquarie Bank Ltd.	HSI R Bull CBBC Jun 2015 F	0.2500	24,000 per 10,000 units	24,200 per 10,000 units	2015/06/29	40,000,000	2015/02/02
60914	Standard Chartered Bank	GCL-Poly Energy R Bull CBBC Nov15B	0.4500	1.33 per unit	1.58 per unit	2015/11/03	25,000,000	2015/02/02
60918	Standard Chartered Bank	GCL-Poly Energy R Bull CBBC Dec15C	0.6500	1.13 per unit	1.38 per unit	2015/12/04	20,000,000	2015/02/02
60894	Standard Chartered Bank	HSI R Bull CBBC May 2015 A	0.2500	24,580 per 15,000 units	24,780 per 15,000 units	2015/05/28	100,000,000	2015/02/02
60898	Standard Chartered Bank	HSI R Bull CBBC May 2015 B	0.2500	24,330 per 20,000 units	24,630 per 20,000 units	2015/05/28	100,000,000	2015/02/02
60903	Standard Chartered Bank	HSI R Bear CBBC May 2015 A	0.2500	25,080 per 15,000 units	24,880 per 15,000 units	2015/05/28	100,000,000	2015/02/02
60919	SGA Societe Generale Acceptance N.V.	HSI R Bull CBBC Oct15 Q	0.2500	24,608 per 10,000 units	24,708 per 10,000 units	2015/10/29	200,000,000	2015/02/02
60995	SGA Societe Generale Acceptance N.V.	HSI R Bull CBBC Oct15 R	0.2500	24,808 per 10,000 units	24,908 per 10,000 units	2015/10/29	200,000,000	2015/02/02
60921	SGA Societe Generale Acceptance N.V.	HSI R Bear CBBC May15 C	0.2500	25,088 per 10,000 units	24,988 per 10,000 units	2015/05/28	200,000,000	2015/02/02
60941	SGA Societe Generale Acceptance N.V.	HSI R Bear CBBC May15 D	0.2500	24,938 per 10,000 units	24,838 per 10,000 units	2015/05/28	200,000,000	2015/02/02
60927	UBS AG	China Mobile R Bull CBBC Oct 2015 D	0.2500	92.50 per 100 units	95 per 100 units	2015/10/12	100,000,000	2015/02/02
60925	UBS AG	China Mobile R Bear CBBC Aug 2015 A	0.2500	127.50 per 100 units	125 per 100 units	2015/08/10	100,000,000	2015/02/02
60922	UBS AG	China Life R Bull CBBC Dec 2015 B	0.2500	28.50 per 100 units	30 per 100 units	2015/12/28	100,000,000	2015/02/02
60940	UBS AG	Galaxy Ent R Bull CBBC Nov 2015 C	0.2500	32.50 per 100 units	35 per 100 units	2015/11/09	100,000,000	2015/02/02
60866	UBS AG	HSI R Bull CBBC Jul 2015 S	0.2500	24,300 per 10,000 units	24,500 per 10,000 units	2015/07/30	300,000,000	2015/02/02
60878	UBS AG	HSI R Bull CBBC Jul 2015 V	0.2500	24,600 per 10,000 units	24,800 per 10,000 units	2015/07/30	300,000,000	2015/02/02
60993	UBS AG	HSI R Bull CBBC Jul 2015 X	0.2500	24,659 per 12,000 units	24,909 per 12,000 units	2015/07/30	350,000,000	2015/02/02
60877	UBS AG	HSI R Bull CBBC Aug 2015 Y	0.2500	24,450 per 10,000 units	24,650 per 10,000 units	2015/08/28	300,000,000	2015/02/02
60865	UBS AG	HSI R Bull CBBC Sep 2015 B	0.2500	24,075 per 12,000 units	24,325 per 12,000 units	2015/09/29	350,000,000	2015/02/02
60967	UBS AG	HSI R Bear CBBC Jun 2015 Z	0.2500	25,070 per 12,000 units	24,820 per 12,000 units	2015/06/29	350,000,000	2015/02/02
60923	UBS AG	Ping An R Bear CBBC Aug 2015 A	0.2500	104 per 100 units	100 per 100 units	2015/08/17	100,000,000	2015/02/02
60924	UBS AG	Sands China R Bull CBBC Sep 2015 A	0.2500	32.20 per 100 units	35 per 100 units	2015/09/21	100,000,000	2015/02/02
60938	UBS AG	TCH R Bull CBBC Jun 2015 I	0.2500	122.50 per 100 units	125 per 100 units	2015/06/29	100,000,000	2015/02/02
60931	UBS AG	Tencent R Bear CBBC Jun 2015 A	0.2500	153.50 per 100 units	150 per 100 units	2015/06/08	100,000,000	2015/02/02
61117	Credit Suisse AG	HSI R Bull CBBC May 2015 C	0.2500	24,700 per 10,000 units	24,900 per 10,000 units	2015/05/28	238,000,000	2015/02/03
61122	Credit Suisse AG	HSI R Bull CBBC May 2015 D	0.2500	24,600 per 10,000 units	24,800 per 10,000 units	2015/05/28	238,000,000	2015/02/03
61134	Credit Suisse AG	HSI R Bull CBBC May 2015 G	0.2500	24,450 per 10,000 units	24,650 per 10,000 units	2015/05/28	238,000,000	2015/02/03
61196	Credit Suisse AG	HSI R Bear CBBC Jun 2015 C	0.2500	24,960 per 12,000 units	24,710 per 12,000 units	2015/06/29	238,000,000	2015/02/03
61192	Credit Suisse AG	HSI R Bear CBBC Jun 2015 Y	0.2500	25,150 per 10,000 units	24,950 per 10,000 units	2015/06/29	238,000,000	2015/02/03
61195	Credit Suisse AG	HSI R Bear CBBC Jun 2015 Z	0.2500	25,000 per 10,000 units	24,800 per 10,000 units	2015/06/29	238,000,000	2015/02/03
61223	Bank of East Asia	China Mobile R Bull CBBC Nov 2015 A	0.2500	87.50 per 100 units	90 per 100 units	2015/11/26	50,000,000	2015/02/03
61162	Goldman Sachs SP (Asia)	HSI R Bull CBBC May 2015 H	0.2500	24,038 per 20,000 units	24,338 per 20,000 units	2015/05/28	150,000,000	2015/02/03
61047	HK Bank	CITIC R Bull CBBC Oct 2016 A	0.2500	11.4800	12.0800	2016/10/31	40,000,000	2015/02/03
61082	HK Bank	CSOP A50 ETF R Bull CBBC Feb 2016 A	0.2500	11.6800	11.8800	2016/02/29	200,000,000	2015/02/03
61046	HK Bank	China Shenhua R Bull CBBC Apr 2016 A	0.6500	15.1800	16.6800	2016/04/11	40,000,000	2015/02/03

Newly listed callable bull/bear contracts (continued)

Code	Issuer	Name of issue	Issue prices (HK\$)	Strike price (HKD) / Strike level per 10 units	Call price (HKD) / Call level per 10 units	Expiry date	No. of issue (units)	Listing date
61068	HK Bank	China Shenhua R Bear CBBC Aug 2016 A	0.5500	26.1800	24.6800	2016/08/29	40,000,000	2015/02/03
61092	HK Bank	Galaxy Ent R Bull CBBC Dec 2015 B	0.2500	35.27 per 100 units	37.27 per 100 units	2015/12/28	80,000,000	2015/02/03
61076	HK Bank	HSI R Bull CBBC Nov 2015 C	0.2500	24,688 per 15,000 units	24,888 per 15,000 units	2015/11/27	100,000,000	2015/02/03
61048	HK Bank	Lenovo R Bull CBBC Apr 2016 A	0.2500	8.5800	9.0800	2016/04/11	60,000,000	2015/02/03
61049	HK Bank	Lenovo R Bull CBBC Aug 2016 A	0.3200	7.5800	8.0800	2016/08/15	60,000,000	2015/02/03
61095	HK Bank	Sands China R Bull CBBC Dec 2015 B	0.2500	34.18 per 100 units	36.18 per 100 units	2015/12/28	80,000,000	2015/02/03
61086	HK Bank	SHK Ppt R Bull CBBC Dec 2015 B	0.2500	117.08 per 100 units	121.08 per 100 units	2015/12/14	60,000,000	2015/02/03
61075	HK Bank	TCH R Bull CBBC Sep 2015 G	0.2500	131.88 per 100 units	133.88 per 100 units	2015/09/14	100,000,000	2015/02/03
61027	HK Bank	TCH R Bull CBBC Jan 2016 A	0.2500	129.88 per 100 units	131.88 per 100 units	2016/01/18	100,000,000	2015/02/03
61028	HK Bank	TCH R Bear CBBC Oct 2015 E	0.2500	152.88 per 100 units	150.88 per 100 units	2015/10/26	100,000,000	2015/02/03
61036	HK Bank	TCH R Bear CBBC Nov 2015 A	0.2500	155.88 per 100 units	153.88 per 100 units	2015/11/16	100,000,000	2015/02/03
61045	HK Bank	TCH R Bear CBBC Dec 2015 B	0.3800	172.88 per 100 units	170.88 per 100 units	2015/12/21	100,000,000	2015/02/03
61205	J P Morgan SP BV	CSOP A50 ETF R Bull CBBC Jun 2015 A	0.2500	12.2000	12.5000	2015/06/16	100,000,000	2015/02/03
61214	J P Morgan SP BV	A50 China R Bull CBBC Jun 2015 A	0.2500	11.5000	11.8000	2015/06/16	100,000,000	2015/02/03
61115	J P Morgan SP BV	HSI R Bull CBBC Aug 2015 F	0.2500	24,600 per 10,000 units	24,800 per 10,000 units	2015/08/28	200,000,000	2015/02/03
61220	J P Morgan SP BV	HSI R Bull CBBC Aug 2015 M	0.2500	24,300 per 10,000 units	24,500 per 10,000 units	2015/08/28	200,000,000	2015/02/03
61219	J P Morgan SP BV	HSI R Bear CBBC May 2015 T	0.2500	26,088 per 10,000 units	25,888 per 10,000 units	2015/05/28	200,000,000	2015/02/03
61163	J P Morgan SP BV	HSI R Bear CBBC Jun 2015 B	0.2500	24,950 per 20,000 units	24,750 per 20,000 units	2015/06/29	200,000,000	2015/02/03
61218	J P Morgan SP BV	HSI R Bear CBBC Jun 2015 C	0.2500	25,550 per 20,000 units	25,350 per 20,000 units	2015/06/29	200,000,000	2015/02/03
61186	Standard Chartered Bank	HSI R Bull CBBC May 2015 C	0.2500	24,480 per 15,000 units	24,680 per 15,000 units	2015/05/28	100,000,000	2015/02/03
61191	Standard Chartered Bank	HSI R Bull CBBC May 2015 D	0.2500	24,130 per 10,000 units	24,330 per 10,000 units	2015/05/28	100,000,000	2015/02/03
61108	Standard Chartered Bank	HSI R Bear CBBC May 2015 B	0.2500	25,130 per 15,000 units	24,930 per 15,000 units	2015/05/28	100,000,000	2015/02/03
61109	Standard Chartered Bank	HSI R Bear CBBC May 2015 C	0.2500	25,530 per 15,000 units	25,330 per 15,000 units	2015/05/28	100,000,000	2015/02/03
61114	Standard Chartered Bank	HSI R Bear CBBC May 2015 D	0.2500	25,680 per 15,000 units	25,480 per 15,000 units	2015/05/28	100,000,000	2015/02/03
61184	Standard Chartered Bank	HSI R Bear CBBC May 2015 E	0.2500	24,930 per 15,000 units	24,730 per 15,000 units	2015/05/28	100,000,000	2015/02/03
61105	Standard Chartered Bank	Ping An R Bull CBBC Nov 2015 E	0.2500	74.80 per 100 units	77.80 per 100 units	2015/11/18	50,000,000	2015/02/03
61106	Standard Chartered Bank	TCH R Bull CBBC Nov 2015 C	0.2500	121.80 per 100 units	124.80 per 100 units	2015/11/24	50,000,000	2015/02/03
61166	SGA Societe Generale Acceptance NV	Galaxy R Bull CBBC Nov15A	0.2500	37.88 per 100 units	39.88 per 100 units	2015/11/27	200,000,000	2015/02/03
61165	SGA Societe Generale Acceptance NV	Galaxy R Bull CBBC Dec15A	0.2500	34.88 per 100 units	36.88 per 100 units	2015/12/30	200,000,000	2015/02/03
61168	SGA Societe Generale Acceptance NV	Galaxy R Bear CBBC Aug15A	0.2500	50.88 per 100 units	48.88 per 100 units	2015/08/28	200,000,000	2015/02/03
61169	SGA Societe Generale Acceptance N.V.	HSI R Bull CBBC Sep15 L	0.2500	24,508 per 10,000 units	24,608 per 10,000 units	2015/09/29	200,000,000	2015/02/03
61183	SGA Societe Generale Acceptance NV	Lenovo R Bull CBBC Dec15A	0.2500	8.9800	9.4800	2015/12/30	50,000,000	2015/02/03
61170	SGA Societe Generale Acceptance NV	Lenovo R Bull CBBC Feb16A	0.2500	8.4800	8.9800	2016/02/26	50,000,000	2015/02/03
61200	UBS AG	HKEx R Bear CBBC Aug 2015 A	0.2500	205 per 100 units	200 per 100 units	2015/08/10	100,000,000	2015/02/03
61142	UBS AG	HSI R Bull CBBC Jun 2015 R	0.2500	24,400 per 10,000 units	24,600 per 10,000 units	2015/06/29	300,000,000	2015/02/03
61153	UBS AG	HSI R Bull CBBC Jul 2015 Y	0.2500	24,700 per 10,000 units	24,900 per 10,000 units	2015/07/30	300,000,000	2015/02/03
61146	UBS AG	HSI R Bull CBBC Aug 2015 B	0.2500	24,550 per 10,000 units	24,750 per 10,000 units	2015/08/28	300,000,000	2015/02/03
61137	UBS AG	HSI R Bull CBBC Aug 2015 Z	0.2500	24,250 per 10,000 units	24,450 per 10,000 units	2015/08/28	300,000,000	2015/02/03
61197	UBS AG	HSI R Bear CBBC May 2015 J	0.2500	25,150 per 10,000 units	24,950 per 10,000 units	2015/05/28	300,000,000	2015/02/03
61198	UBS AG	HSI R Bear CBBC May 2015 Q	0.2500	25,000 per 10,000 units	24,800 per 10,000 units	2015/05/28	300,000,000	2015/02/03
61199	UBS AG	HSI R Bear CBBC May 2015 R	0.2500	24,960 per 12,000 units	24,710 per 12,000 units	2015/05/28	350,000,000	2015/02/03
61282	Credit Suisse AG	CSOP A50 ETF R Bull CBBC Jul 2015 E	0.2500	12.3600	12.6600	2015/07/31	50,000,000	2015/02/04
61283	Credit Suisse AG	CSOP A50 ETF R Bull CBBC Jul 2015 F	0.2500	12.9600	13.2600	2015/07/31	50,000,000	2015/02/04

Newly listed callable bull/bear contracts (continued)

Code	Issuer	Name of issue	Issue prices (HK\$)	Strike price (HKD) / Strike level per 10 units	Call price (HKD) / Call level per 10 units	Expiry date	No. of issue (units)	Listing date
61313	Credit Suisse AG	HSI R Bull CBBC Aug 2015 C	0.2500	24,649 per 12,000 units	24,889 per 12,000 units	2015/08/28	238,000,000	2015/02/04
61324	Credit Suisse AG	HSI R Bull CBBC Aug 2015 D	0.2500	24,507 per 10,000 units	24,707 per 10,000 units	2015/08/28	238,000,000	2015/02/04
61278	Credit Suisse AG	HSI R Bear CBBC May 2015 K	0.2500	25,225 per 10,000 units	25,025 per 10,000 units	2015/05/28	238,000,000	2015/02/04
61280	Credit Suisse AG	HSI R Bear CBBC May 2015 L	0.2500	25,048 per 12,000 units	24,808 per 12,000 units	2015/05/28	238,000,000	2015/02/04
61303	Credit Suisse AG	Ping An R Bull CBBC Jul 2015 E	0.2500	76.30 per 100 units	80.30 per 100 units	2015/07/31	50,000,000	2015/02/04
61289	Credit Suisse AG	TCH R Bull CBBC Sep 2015 A	0.2500	122.80 per 100 units	125.50 per 100 units	2015/09/30	50,000,000	2015/02/04
61291	Credit Suisse AG	TCH R Bull CBBC Sep 2015 B	0.2500	128.60 per 100 units	131.30 per 100 units	2015/09/30	50,000,000	2015/02/04
61301	Credit Suisse AG	TCH R Bear CBBC Jun 2015 A	0.2500	146.40 per 100 units	143.60 per 100 units	2015/06/30	50,000,000	2015/02/04
61302	Credit Suisse AG	TCH R Bear CBBC Jun 2015 B	0.2500	151.40 per 100 units	148.60 per 100 units	2015/06/30	50,000,000	2015/02/04
61227	HK Bank	CC Bank R Bull CBBC Dec 2015 B	0.2500	4.9300	5.0300	2015/12/28	80,000,000	2015/02/04
61252	HK Bank	CSOP A50 ETF R Bull CBBC Feb 2016 B	0.2500	12.0800	12.2800	2016/02/01	200,000,000	2015/02/04
61251	HK Bank	Galaxy Ent R Bull CBBC Nov 2015 B	0.2500	38.27 per 100 units	40.27 per 100 units	2015/11/30	80,000,000	2015/02/04
61257	HK Bank	HSCEI R Bear CBBC Oct 2015 E	0.2500	12,388 per 10,000 units	12,188 per 10,000 units	2015/10/29	68,000,000	2015/02/04
61269	HK Bank	HSI R Bear CBBC Oct 2015 F	0.2500	25,088 per 15,000 units	24,888 per 15,000 units	2015/10/29	100,000,000	2015/02/04
61238	HK Bank	TCH R Bear CBBC Oct 2015 F	0.2500	141.88 per 100 units	139.88 per 100 units	2015/10/05	100,000,000	2015/02/04
61354	J P Morgan SP BV	HSI R Bull CBBC Jun 2015 F	0.2500	24,450 per 20,000 units	24,650 per 20,000 units	2015/06/29	200,000,000	2015/02/04
61364	J P Morgan SP BV	HSI R Bull CBBC Sep 2015 F	0.2500	23,988 per 10,000 units	24,188 per 10,000 units	2015/09/29	200,000,000	2015/02/04
61384	J P Morgan SP BV	HSI R Bear CBBC May 2015 U	0.2500	25,150 per 20,000 units	24,950 per 20,000 units	2015/05/28	200,000,000	2015/02/04
61388	J P Morgan SP BV	HSI R Bear CBBC May 2015 V	0.2500	25,888 per 10,000 units	25,688 per 10,000 units	2015/05/28	200,000,000	2015/02/04
61328	Standard Chartered Bank	HSCEI R Bull CBBC Oct 2015 B	0.2500	10,880 per 10,000 units	11,080 per 10,000 units	2015/10/29	100,000,000	2015/02/04
61335	Standard Chartered Bank	HSCEI R Bear CBBC May 2015 B	0.2500	12,680 per 10,000 units	12,480 per 10,000 units	2015/05/28	100,000,000	2015/02/04
61276	Standard Chartered Bank	HSI R Bull CBBC May 2015 E	0.2500	24,330 per 15,000 units	24,530 per 15,000 units	2015/05/28	100,000,000	2015/02/04
61277	Standard Chartered Bank	HSI R Bull CBBC May 2015 F	0.2500	24,030 per 15,000 units	24,230 per 15,000 units	2015/05/28	100,000,000	2015/02/04
61271	Standard Chartered Bank	HSI R Bear CBBC May 2015 F	0.2500	25,180 per 10,000 units	24,980 per 10,000 units	2015/05/28	100,000,000	2015/02/04
61273	Standard Chartered Bank	HSI R Bear CBBC May 2015 G	0.2500	25,130 per 20,000 units	24,830 per 20,000 units	2015/05/28	100,000,000	2015/02/04
61417	UBS AG	HSCEI R Bull CBBC Aug 2015 E	0.2500	11,800 per 10,000 units	12,000 per 10,000 units	2015/08/28	100,000,000	2015/02/04
61416	UBS AG	HSI R Bull CBBC Jul 2015 A	0.2500	24,639 per 12,000 units	24,889 per 12,000 units	2015/07/30	350,000,000	2015/02/04
61399	UBS AG	HSI R Bear CBBC May 2015 D	0.2500	26,050 per 10,000 units	25,850 per 10,000 units	2015/05/28	300,000,000	2015/02/04
61414	UBS AG	HSI R Bear CBBC May 2015 Z	0.2500	25,550 per 10,000 units	25,350 per 10,000 units	2015/05/28	300,000,000	2015/02/04
61418	UBS AG	HSI R Bear CBBC Jun 2015 B	0.2500	25,058 per 12,000 units	24,808 per 12,000 units	2015/06/29	350,000,000	2015/02/04
61574	BNP Paribas Arbit Issu B.V.	HSI R Bear CBBC Jun 2015 I	0.2500	24,900 per 10,000 units	24,700 per 10,000 units	2015/06/29	200,000,000	2015/02/05
61579	BNP Paribas Arbit Issu B.V.	HSI R Bear CBBC Jun 2015 J	0.2500	24,800 per 10,000 units	24,600 per 10,000 units	2015/06/29	200,000,000	2015/02/05
61450	Credit Suisse AG	HSI R Bull CBBC May 2015 H	0.2500	24,660 per 10,000 units	24,860 per 10,000 units	2015/05/28	238,000,000	2015/02/05
61451	Credit Suisse AG	HSI R Bull CBBC May 2015 I	0.2500	24,402 per 10,000 units	24,622 per 10,000 units	2015/05/28	238,000,000	2015/02/05
61538	Credit Suisse AG	HSI R Bear CBBC May 2015 M	0.2500	24,810 per 12,000 units	24,570 per 12,000 units	2015/05/28	238,000,000	2015/02/05
61542	Credit Suisse AG	HSI R Bear CBBC May 2015 X	0.2500	24,900 per 10,000 units	24,700 per 10,000 units	2015/05/28	238,000,000	2015/02/05
61420	HK Bank	China Life R Bear CBBC Jan 2016 A	0.6600	37.5800	36.9800	2016/01/18	50,000,000	2015/02/05
61430	HK Bank	Galaxy Ent R Bear CBBC Dec 2015 B	0.2500	61.77 per 100 units	59.77 per 100 units	2015/12/21	60,000,000	2015/02/05
61441	HK Bank	HSI R Bull CBBC Nov 2015 D	0.2500	23,578 per 20,000 units	23,828 per 20,000 units	2015/11/27	400,000,000	2015/02/05
61433	HK Bank	HSI R Bear CBBC Oct 2015 G	0.2500	27,578 per 20,000 units	27,328 per 20,000 units	2015/10/29	400,000,000	2015/02/05
61439	HK Bank	HSI R Bear CBBC Nov 2015 D	0.2500	28,078 per 20,000 units	27,828 per 20,000 units	2015/11/27	400,000,000	2015/02/05
61559	J P Morgan SP BV	CSOP A50 ETF R Bear CBBC Jun 2015 A	0.2500	14.3000	14.0000	2015/06/16	100,000,000	2015/02/05
61568	J P Morgan SP BV	A50 China R Bear CBBC Jun 2015 A	0.2500	13.3000	13.0000	2015/06/16	100,000,000	2015/02/05

Newly listed callable bull/bear contracts (continued)

Code	Issuer	Name of issue	Issue prices (HK\$)	Strike price (HKD) / Strike level per 10 units	Call price (HKD) / Call level per 10 units	Expiry date	No. of issue (units)	Listing date
61580	J P Morgan SP BV	HSCEI R Bear CBBC May 2015 A	0.2500	12,200 per 10,000 units	12,000 per 10,000 units	2015/05/28	100,000,000	2015/02/05
61571	J P Morgan SP BV	HSI R Bull CBBC Jun 2015 V	0.2500	23,850 per 20,000 units	24,050 per 20,000 units	2015/06/29	200,000,000	2015/02/05
61447	J P Morgan SP BV	HSI R Bull CBBC Jul 2015 F	0.2500	24,588 per 10,000 units	24,788 per 10,000 units	2015/07/30	200,000,000	2015/02/05
61570	J P Morgan SP BV	HSI R Bull CBBC Sep 2015 G	0.2500	24,388 per 10,000 units	24,588 per 10,000 units	2015/09/29	200,000,000	2015/02/05
61453	J P Morgan SP BV	HSI R Bear CBBC Jun 2015 D	0.2500	24,770 per 20,000 units	24,570 per 20,000 units	2015/06/29	200,000,000	2015/02/05
61569	J P Morgan SP BV	HSI R Bear CBBC Jun 2015 E	0.2500	25,350 per 20,000 units	25,150 per 20,000 units	2015/06/29	200,000,000	2015/02/05
61510	Standard Chartered Bank	HSI R Bull CBBC May 2015 G	0.2500	24,280 per 15,000 units	24,480 per 15,000 units	2015/05/28	100,000,000	2015/02/05
61511	Standard Chartered Bank	HSI R Bull CBBC May 2015 H	0.2500	23,980 per 15,000 units	24,180 per 15,000 units	2015/05/28	100,000,000	2015/02/05
61513	Standard Chartered Bank	HSI R Bear CBBC May 2015 H	0.2500	25,730 per 20,000 units	25,430 per 20,000 units	2015/05/28	100,000,000	2015/02/05
61516	Standard Chartered Bank	HSI R Bear CBBC May 2015 I	0.2500	24,980 per 15,000 units	24,780 per 15,000 units	2015/05/28	100,000,000	2015/02/05
61534	Standard Chartered Bank	HSI R Bear CBBC May 2015 J	0.2500	24,880 per 20,000 units	24,580 per 20,000 units	2015/05/28	100,000,000	2015/02/05
61456	SGA Societe Generale Acceptance N.V	CITIC R Bull CBBC Oct15A	0.2500	11.9300	12.3800	2015/10/29	50,000,000	2015/02/05
61455	SGA Societe Generale Acceptance N.V	CITIC R Bull CBBC Dec15A	0.2500	11.2300	11.6800	2015/12/30	50,000,000	2015/02/05
61454	SGA Societe Generale Acceptance N.V	CITIC R Bull CBBC Feb16A	0.3000	10.5300	10.9800	2016/02/26	50,000,000	2015/02/05
61493	SGA Societe Generale Acceptance N.V	CP&CC R Bull CBBC Oct15A	0.2500	5.3800	5.6800	2015/10/29	100,000,000	2015/02/05
61471	SGA Societe Generale Acceptance N.V.	HKEx R Bull CBBC Sep15A	0.2500	169.88 per 100 units	173.88 per 100 units	2015/09/29	200,000,000	2015/02/05
61470	SGA Societe Generale Acceptance N.V.	HKEx R Bull CBBC Oct15A	0.2500	165.88 per 100 units	169.88 per 100 units	2015/10/29	200,000,000	2015/02/05
61469	SGA Societe Generale Acceptance N.V.	HKEx R Bull CBBC Nov15A	0.2500	161.88 per 100 units	165.88 per 100 units	2015/11/27	200,000,000	2015/02/05
61457	SGA Societe Generale Acceptance N.V.	HKEx R Bull CBBC Dec15A	0.2500	157.88 per 100 units	161.88 per 100 units	2015/12/30	200,000,000	2015/02/05
61488	SGA Societe Generale Acceptance N.V.	HKEx R Bear CBBC Jul15A	0.2500	192.88 per 100 units	188.88 per 100 units	2015/07/30	200,000,000	2015/02/05
61452	SGA Societe Generale Acceptance N.V.	HSI R Bear CBBC Jun15 U	0.2500	24,788 per 10,000 units	24,688 per 10,000 units	2015/06/29	200,000,000	2015/02/05
61491	SGA Societe Generale Acceptance N.V	PetCh R Bull CBBC Oct15A	0.2500	7.3800	7.7800	2015/10/29	100,000,000	2015/02/05
61449	UBS AG	HSI R Bull CBBC Jun 2015 D	0.2500	24,611 per 12,000 units	24,861 per 12,000 units	2015/06/29	350,000,000	2015/02/05
61543	UBS AG	HSI R Bear CBBC May 2015 S	0.2500	25,050 per 10,000 units	24,850 per 10,000 units	2015/05/28	300,000,000	2015/02/05
61546	UBS AG	HSI R Bear CBBC May 2015 T	0.2500	24,900 per 10,000 units	24,700 per 10,000 units	2015/05/28	300,000,000	2015/02/05
61554	UBS AG	HSI R Bear CBBC May 2015 Y	0.2500	24,770 per 10,000 units	24,570 per 10,000 units	2015/05/28	300,000,000	2015/02/05
61660	BNP Paribas Arbit Issu B.V.	HSI R Bull CBBC Dec 2015 F	0.2500	24,300 per 10,000 units	24,500 per 10,000 units	2015/12/30	200,000,000	2015/02/06
61601	Credit Suisse AG	HSI R Bull CBBC Oct 2015 B	0.2500	24,345 per 12,000 units	24,595 per 12,000 units	2015/10/29	238,000,000	2015/02/06
61709	Credit Suisse AG	HSI R Bull CBBC Oct 2015 C	0.2500	24,277 per 10,000 units	24,477 per 10,000 units	2015/10/29	238,000,000	2015/02/06
61711	Credit Suisse AG	HSI R Bear CBBC Jun 2015 A	0.2500	24,800 per 10,000 units	24,600 per 10,000 units	2015/06/29	238,000,000	2015/02/06
61710	Credit Suisse AG	HSI R Bear CBBC Jun 2015 B	0.2500	24,970 per 10,000 units	24,750 per 10,000 units	2015/06/29	238,000,000	2015/02/06
61713	Credit Suisse AG	HSI R Bear CBBC Jun 2015 D	0.2500	24,758 per 12,000 units	24,508 per 12,000 units	2015/06/29	238,000,000	2015/02/06
61668	Bank of East Asia	China Shenhua R Bull CBBC Apr 2016 A	0.2500	15.88 per 100 units	17.88 per 100 units	2016/04/29	200,000,000	2015/02/06
61686	Bank of East Asia	GCL-Poly Energy R Bull CBBC Dec 2016 C	0.4500	1.25 per unit	1.45 per unit	2016/12/30	25,000,000	2015/02/06
61707	Bank of East Asia	Lenovo R Bull CBBC Jan 2016 A	0.2600	7.5000	8.0000	2016/01/29	60,000,000	2015/02/06
61708	Bank of East Asia	Lenovo R Bull CBBC Jan 2016 B	0.2500	8.5000	9.0000	2016/01/29	60,000,000	2015/02/06
61611	HK Bank	CITIC R Bull CBBC Feb 2016 A	0.3600	9.8800	10.4800	2016/02/01	40,000,000	2015/02/06
61604	HK Bank	Minsheng Bank R Bear CBBC Jan 2016 A	0.2500	10.7800	10.4800	2016/01/12	40,000,000	2015/02/06
61651	HK Bank	GCL-Poly Energy R Bull CBBC Jun 2016 A	0.4300	1.28 per unit	1.48 per unit	2016/06/30	40,000,000	2015/02/06
61621	HK Bank	HSCEI R Bear CBBC Nov 2015 C	0.2500	12,188 per 10,000 units	11,988 per 10,000 units	2015/11/27	68,000,000	2015/02/06
61644	HK Bank	HSI R Bear CBBC Sep 2015 G	0.2500	24,798 per 15,000 units	24,598 per 15,000 units	2015/09/29	100,000,000	2015/02/06
61636	HK Bank	HSI R Bear CBBC Oct 2015 H	0.2500	25,588 per 15,000 units	25,388 per 15,000 units	2015/10/29	100,000,000	2015/02/06
61606	HK Bank	Lenovo R Bear CBBC Feb 2016 A	0.2500	11.4800	10.9800	2016/02/22	40,000,000	2015/02/06

Newly listed callable bull/bear contracts (continued)

Code	Issuer	Name of issue	Issue prices (HK\$)	Strike price (HKD) / Strike level per 10 units	Call price (HKD) / Call level per 10 units	Expiry date	No. of issue (units)	Listing date
61653	HK Bank	PetCh R Bull CBBC Jan 2016 B	0.2500	7.4800	7.8800	2016/01/18	60,000,000	2015/02/06
61659	J P Morgan SP BV	HSI R Bull CBBC Jun 2015 W	0.2500	24,350 per 20,000 units	24,550 per 20,000 units	2015/06/29	200,000,000	2015/02/06
61766	J P Morgan SP BV	HSI R Bull CBBC Sep 2015 H	0.2500	24,088 per 10,000 units	24,288 per 10,000 units	2015/09/29	200,000,000	2015/02/06
61728	J P Morgan SP BV	HSI R Bear CBBC May 2015 X	0.2500	24,900 per 10,000 units	24,700 per 10,000 units	2015/05/28	200,000,000	2015/02/06
61760	J P Morgan SP BV	HSI R Bear CBBC Jun 2015 F	0.2500	24,708 per 20,000 units	24,508 per 20,000 units	2015/06/29	200,000,000	2015/02/06
61664	Standard Chartered Bank	Galaxy Ent R Bull CBBC Nov 2015 A	0.2500	37.88 per 100 units	39.88 per 100 units	2015/11/18	50,000,000	2015/02/06
61666	Standard Chartered Bank	Galaxy Ent R Bear CBBC Sep 2015 A	0.2500	48 per 100 units	46 per 100 units	2015/09/02	50,000,000	2015/02/06
61592	Standard Chartered Bank	HSI R Bull CBBC May 2015 I	0.2500	23,830 per 10,000 units	24,030 per 10,000 units	2015/05/28	100,000,000	2015/02/06
61593	Standard Chartered Bank	HSI R Bull CBBC May 2015 J	0.2500	23,730 per 15,000 units	23,930 per 15,000 units	2015/05/28	100,000,000	2015/02/06
61595	Standard Chartered Bank	HSI R Bear CBBC May 2015 K	0.2500	24,830 per 15,000 units	24,630 per 15,000 units	2015/05/28	100,000,000	2015/02/06
61715	SGA Societe Generale Acceptance N.V.	HSI R Bull CBBC Oct15 S	0.2500	24,358 per 10,000 units	24,458 per 10,000 units	2015/10/29	200,000,000	2015/02/06
61587	SGA Societe Generale Acceptance N.V.	HSI R Bull CBBC Nov15 B	0.2500	24,108 per 10,000 units	24,208 per 10,000 units	2015/11/27	200,000,000	2015/02/06
61588	SGA Societe Generale Acceptance N.V.	HSI R Bear CBBC May15 E	0.2500	24,888 per 10,000 units	24,788 per 10,000 units	2015/05/28	200,000,000	2015/02/06
61654	SGA Societe Generale Acceptance N.V.	HSI R Bear CBBC May15 F	0.2500	24,688 per 10,000 units	24,588 per 10,000 units	2015/05/28	200,000,000	2015/02/06
61714	UBS AG	HSI R Bull CBBC Jun 2015 A	0.2500	24,350 per 10,000 units	24,550 per 10,000 units	2015/06/29	300,000,000	2015/02/06
61602	UBS AG	HSI R Bull CBBC Jul 2015 Z	0.2500	24,345 per 12,000 units	24,595 per 12,000 units	2015/07/30	350,000,000	2015/02/06
61823	UBS AG	HSI R Bear CBBC May 2015 G	0.2500	24,800 per 10,000 units	24,600 per 10,000 units	2015/05/28	300,000,000	2015/02/06
61824	UBS AG	HSI R Bear CBBC Jun 2015 H	0.2500	24,758 per 12,000 units	24,508 per 12,000 units	2015/06/29	350,000,000	2015/02/06
61810	UBS AG	HSI R Bear CBBC Jun 2015 J	0.2500	24,950 per 10,000 units	24,750 per 10,000 units	2015/06/29	300,000,000	2015/02/06
61877	BNP Paribas Arbit Issu B.V.	HSI R Bull CBBC Dec 2015 G	0.2500	24,200 per 10,000 units	24,400 per 10,000 units	2015/12/30	200,000,000	2015/02/09
61952	BNP Paribas Arbit Issu B.V.	HSI R Bear CBBC Jun 2015 O	0.2500	24,700 per 10,000 units	24,500 per 10,000 units	2015/06/29	200,000,000	2015/02/09
61931	Credit Suisse AG	HSI R Bull CBBC Jun 2015 H	0.2500	24,057 per 10,000 units	24,277 per 10,000 units	2015/06/29	238,000,000	2015/02/09
61875	Credit Suisse AG	HSI R Bull CBBC Jul 2015 X	0.2500	24,200 per 10,000 units	24,400 per 10,000 units	2015/07/30	238,000,000	2015/02/09
61874	Credit Suisse AG	HSI R Bull CBBC Jul 2015 Y	0.2500	24,307 per 10,000 units	24,507 per 10,000 units	2015/07/30	238,000,000	2015/02/09
61949	Credit Suisse AG	HSI R Bear CBBC May 2015 E	0.2500	24,850 per 10,000 units	24,650 per 10,000 units	2015/05/28	238,000,000	2015/02/09
61950	Credit Suisse AG	HSI R Bear CBBC May 2015 Y	0.2500	24,760 per 10,000 units	24,550 per 10,000 units	2015/05/28	238,000,000	2015/02/09
61951	Credit Suisse AG	HSI R Bear CBBC May 2015 Z	0.2500	24,689 per 12,000 units	24,439 per 12,000 units	2015/05/28	238,000,000	2015/02/09
61864	HK Bank	CAM CSI300 R Bull CBBC Sep 2015 A	0.4000	38.4800	39.4800	2015/09/30	100,000,000	2015/02/09
61868	HK Bank	CAM CSI300 R Bull CBBC Oct 2015 A	0.6000	36.3800	37.3800	2015/10/30	100,000,000	2015/02/09
61869	HK Bank	CITIC Sec R Bull CBBC Aug 2015 A	0.5100	20.0000	22.0000	2015/08/31	60,000,000	2015/02/09
61870	HK Bank	CITIC Sec R Bull CBBC Sep 2015 A	0.7100	18.0000	20.0000	2015/09/30	60,000,000	2015/02/09
61852	HK Bank	CPIC R Bull CBBC Jul 2015 A	0.3500	34.1800	35.6800	2015/07/27	60,000,000	2015/02/09
61863	HK Bank	CPIC R Bull CBBC Aug 2015 A	0.5500	32.1800	33.6800	2015/08/31	60,000,000	2015/02/09
61871	HK Bank	Haitong Sec R Bull CBBC Sep 2015 A	0.3000	14.0000	15.0000	2015/09/30	60,000,000	2015/02/09
61825	HK Bank	Haitong Sec R Bull CBBC Oct 2015 A	0.4200	12.7800	13.7800	2015/10/30	60,000,000	2015/02/09
61834	HK Bank	TCH R Bear CBBC Oct 2015 G	0.2500	136.88 per 100 units	134.88 per 100 units	2015/10/19	100,000,000	2015/02/09
61828	HK Bank	TCH R Bear CBBC Nov 2015 B	0.2500	138.88 per 100 units	136.88 per 100 units	2015/11/16	100,000,000	2015/02/09
61928	J P Morgan SP BV	HSCEI R Bull CBBC Jul 2015 D	0.2500	11,300 per 10,000 units	11,500 per 10,000 units	2015/07/30	100,000,000	2015/02/09
61976	J P Morgan SP BV	HSI R Bull CBBC Jun 2015 X	0.2500	23,750 per 20,000 units	23,950 per 20,000 units	2015/06/29	200,000,000	2015/02/09
61907	J P Morgan SP BV	HSI R Bull CBBC Aug 2015 L	0.2500	24,200 per 10,000 units	24,400 per 10,000 units	2015/08/28	200,000,000	2015/02/09
61987	J P Morgan SP BV	HSI R Bear CBBC May 2015 Y	0.2500	24,800 per 10,000 units	24,600 per 10,000 units	2015/05/28	200,000,000	2015/02/09
61989	J P Morgan SP BV	HSI R Bear CBBC May 2015 Z	0.2500	25,388 per 10,000 units	25,188 per 10,000 units	2015/05/28	200,000,000	2015/02/09
61986	J P Morgan SP BV	HSI R Bear CBBC Jun 2015 G	0.2500	24,685 per 20,000 units	24,485 per 20,000 units	2015/06/29	200,000,000	2015/02/09

Newly listed callable bull/bear contracts (continued)

Code	Issuer	Name of issue	Issue prices (HK\$)	Strike price (HKD) / Strike level per 10 units	Call price (HKD) / Call level per 10 units	Expiry date	No. of issue (units)	Listing date
61997	J P Morgan SP BV	Ping An R Bull CBBC Jul 2015 A	0.2500	69 per 100 units	73 per 100 units	2015/07/16	100,000,000	2015/02/09
61882	Standard Chartered Bank	CNOOC R Bull CBBC Jun 2015 A	0.2500	9.0000	9.8000	2015/06/03	50,000,000	2015/02/09
61883	Standard Chartered Bank	CNOOC R Bear CBBC Sep 2015 A	0.2500	11.8000	11.0000	2015/09/01	50,000,000	2015/02/09
61959	Standard Chartered Bank	HSI R Bull CBBC May 2015 K	0.2500	24,130 per 20,000 units	24,430 per 20,000 units	2015/05/28	100,000,000	2015/02/09
61973	Standard Chartered Bank	HSI R Bear CBBC May 2015 L	0.2500	24,880 per 10,000 units	24,680 per 10,000 units	2015/05/28	100,000,000	2015/02/09
61975	Standard Chartered Bank	HSI R Bear CBBC May 2015 M	0.2500	24,680 per 15,000 units	24,480 per 15,000 units	2015/05/28	100,000,000	2015/02/09
61893	SGA Societe Generale Acceptance N.V.	CLife R Bull CBBC Jul16A	0.2500	22.88 per 100 units	23.88 per 100 units	2016/07/28	300,000,000	2015/02/09
61895	SGA Societe Generale Acceptance N.V.	CMBC R Bull CBBC Nov15A	0.2500	8.1800	8.4800	2015/11/27	100,000,000	2015/02/09
61894	SGA Societe Generale Acceptance N.V.	CMBC R Bull CBBC Jan16A	0.2500	7.3800	7.6800	2016/01/28	100,000,000	2015/02/09
61896	SGA Societe Generale Acceptance N.V.	CSA50 R Bear CBBC Oct15A	0.2500	14.5800	14.3800	2015/10/29	100,000,000	2015/02/09
61900	SGA Societe Generale Acceptance N.V.	A50 R Bear CBBC Oct15A	0.2500	13.7800	13.5800	2015/10/29	100,000,000	2015/02/09
61889	SGA Societe Generale Acceptance N.V.	HSI R Bull CBBC Nov15 C	0.2500	24,308 per 10,000 units	24,408 per 10,000 units	2015/11/27	200,000,000	2015/02/09
61891	SGA Societe Generale Acceptance N.V.	HSI R Bear CBBC Jun15 V	0.2500	24,588 per 10,000 units	24,488 per 10,000 units	2015/06/29	200,000,000	2015/02/09
61906	UBS AG	HSCEI R Bull CBBC Jul 2015 C	0.2500	11,300 per 10,000 units	11,500 per 10,000 units	2015/07/30	100,000,000	2015/02/09
61873	UBS AG	HSI R Bull CBBC Jul 2015 R	0.2500	24,300 per 10,000 units	24,500 per 10,000 units	2015/07/30	300,000,000	2015/02/09
61872	UBS AG	HSI R Bull CBBC Aug 2015 C	0.2500	24,150 per 10,000 units	24,350 per 10,000 units	2015/08/28	300,000,000	2015/02/09
61956	UBS AG	HSI R Bear CBBC May 2015 A	0.2500	24,700 per 10,000 units	24,500 per 10,000 units	2015/05/28	300,000,000	2015/02/09
61955	UBS AG	HSI R Bear CBBC Jun 2015 K	0.2500	24,850 per 10,000 units	24,650 per 10,000 units	2015/06/29	300,000,000	2015/02/09
61957	UBS AG	HSI R Bear CBBC Jun 2015 L	0.2500	24,689 per 12,000 units	24,439 per 12,000 units	2015/06/29	350,000,000	2015/02/09
62049	Credit Suisse AG	CITIC Sec R Bull CBBC Jul 2015 A	0.4100	20.1200	22.2200	2015/07/31	50,000,000	2015/02/10
62051	Credit Suisse AG	CITIC Sec R Bull CBBC Jul 2015 B	0.6100	18.1200	20.2200	2015/07/31	50,000,000	2015/02/10
62052	Credit Suisse AG	CITIC Sec R Bear CBBC Jul 2015 A	0.6800	30.7700	27.7700	2015/07/31	50,000,000	2015/02/10
62020	Credit Suisse AG	HSI R Bull CBBC Sep 2015 O	0.2500	24,150 per 10,000 units	24,350 per 10,000 units	2015/09/29	238,000,000	2015/02/10
62079	Credit Suisse AG	HSI R Bull CBBC Sep 2015 P	0.2500	24,304 per 12,000 units	24,554 per 12,000 units	2015/09/29	238,000,000	2015/02/10
62082	Credit Suisse AG	HSI R Bull CBBC Sep 2015 Q	0.2500	24,240 per 10,000 units	24,450 per 10,000 units	2015/09/29	238,000,000	2015/02/10
62053	Credit Suisse AG	HSI R Bear CBBC May 2015 F	0.2500	24,607 per 10,000 units	24,407 per 10,000 units	2015/05/28	238,000,000	2015/02/10
62058	Credit Suisse AG	HSI R Bear CBBC May 2015 N	0.2500	24,710 per 10,000 units	24,500 per 10,000 units	2015/05/28	238,000,000	2015/02/10
62047	Credit Suisse AG	Haitong Sec R Bull CBBC Jul 2015 A	0.2600	14.0600	15.1600	2015/07/31	50,000,000	2015/02/10
62048	Credit Suisse AG	Haitong Sec R Bull CBBC Jul 2015 B	0.3900	12.7600	13.8600	2015/07/31	50,000,000	2015/02/10
62078	Bank of East Asia	China Mobile R Bear CBBC Jan 2016 A	0.2500	114.50 per 100 units	112 per 100 units	2016/01/15	50,000,000	2015/02/10
62061	Bank of East Asia	CPIC R Bull CBBC Oct 2015 A	0.2500	28.88 per 100 units	31.88 per 100 units	2015/10/30	150,000,000	2015/02/10
62070	Bank of East Asia	TCH R Bull CBBC Nov 2015 A	0.2500	120 per 100 units	122.88 per 100 units	2015/11/03	50,000,000	2015/02/10
62008	HK Bank	CSOP A50 ETF R Bear CBBC Aug 2015 D	0.2500	13.5800	13.3800	2015/08/24	40,000,000	2015/02/10
61998	HK Bank	A50 R Bear CBBC Oct 2015 D	0.2500	12.9800	12.7800	2015/10/26	50,000,000	2015/02/10
62016	HK Bank	HSCEI R Bear CBBC Nov 2015 D	0.2500	11,988 per 10,000 units	11,788 per 10,000 units	2015/11/27	68,000,000	2015/02/10
62015	HK Bank	HSI R Bear CBBC Nov 2015 E	0.2500	24,988 per 15,000 units	24,788 per 15,000 units	2015/11/27	100,000,000	2015/02/10
62014	HK Bank	Ping An R Bear CBBC Dec 2015 B	0.2500	88.38 per 100 units	85.88 per 100 units	2015/12/07	40,000,000	2015/02/10
62013	HK Bank	TCH R Bull CBBC Oct 2015 F	0.2500	114.88 per 100 units	116.88 per 100 units	2015/10/12	100,000,000	2015/02/10
62151	J P Morgan SP BV	BOCL R Bull CBBC Sep 2015 A	0.2500	3.5300	3.6800	2015/09/21	100,000,000	2015/02/10
62152	J P Morgan SP BV	CC Bank R Bull CBBC Sep 2015 A	0.2500	5.4300	5.6800	2015/09/09	70,000,000	2015/02/10
62153	J P Morgan SP BV	Galaxy Ent R Bull CBBC Nov 2015 A	0.2500	32.50 per 100 units	35 per 100 units	2015/11/05	100,000,000	2015/02/10
62166	J P Morgan SP BV	Galaxy Ent R Bear CBBC Jul 2015 A	0.2500	50 per 100 units	47 per 100 units	2015/07/16	80,000,000	2015/02/10
62209	J P Morgan SP BV	HSI R Bull CBBC Sep 2015 I	0.2500	24,300 per 10,000 units	24,500 per 10,000 units	2015/09/29	200,000,000	2015/02/10

Newly listed callable bull/bear contracts (continued)

Code	Issuer	Name of issue	Issue prices (HK\$)	Strike price (HKD) / Strike level per 10 units	Call price (HKD) / Call level per 10 units	Expiry date	No. of issue (units)	Listing date
62216	J P Morgan SP BV	HSI R Bear CBBC May 2015 A	0.2500	24,888 per 10,000 units	24,688 per 10,000 units	2015/05/28	200,000,000	2015/02/10
62045	J P Morgan SP BV	HSI R Bear CBBC Jun 2015 H	0.2500	24,607 per 20,000 units	24,407 per 20,000 units	2015/06/29	200,000,000	2015/02/10
62167	J P Morgan SP BV	Sands China R Bull CBBC Nov 2015 A	0.2500	29.50 per 100 units	32 per 100 units	2015/11/09	100,000,000	2015/02/10
62171	J P Morgan SP BV	Sands China R Bear CBBC Jul 2015 A	0.2500	47.50 per 100 units	45 per 100 units	2015/07/24	88,000,000	2015/02/10
62024	Standard Chartered Bank	HSI R Bull CBBC May 2015 L	0.2500	24,180 per 15,000 units	24,380 per 15,000 units	2015/05/28	100,000,000	2015/02/10
62025	Standard Chartered Bank	HSI R Bull CBBC May 2015 M	0.2500	24,130 per 10,000 units	24,330 per 10,000 units	2015/05/28	100,000,000	2015/02/10
62040	Standard Chartered Bank	HSI R Bear CBBC May 2015 N	0.2500	24,730 per 15,000 units	24,530 per 15,000 units	2015/05/28	100,000,000	2015/02/10
62147	UBS AG	CAM CSI300 R Bull CBBC Sep 2015 A	0.2500	39 per 100 units	40 per 100 units	2015/09/25	100,000,000	2015/02/10
62146	UBS AG	CAM CSI300 R Bull CBBC Oct 2015 A	0.2500	37 per 100 units	38 per 100 units	2015/10/19	100,000,000	2015/02/10
62135	UBS AG	CITIC Sec R Bull CBBC Aug 2015 A	0.3700	20.5000	22.5000	2015/08/24	50,000,000	2015/02/10
62084	UBS AG	CITIC Sec R Bull CBBC Apr 2016 A	0.2500	17.88 per 100 units	19.88 per 100 units	2016/04/18	100,000,000	2015/02/10
62138	UBS AG	HKEx R Bull CBBC Sep 2015 I	0.2500	165 per 100 units	170 per 100 units	2015/09/14	100,000,000	2015/02/10
62205	UBS AG	HSI R Bull CBBC Jun 2015 F	0.2500	24,304 per 12,000 units	24,554 per 12,000 units	2015/06/29	350,000,000	2015/02/10
62202	UBS AG	HSI R Bull CBBC Aug 2015 H	0.2500	24,250 per 10,000 units	24,450 per 10,000 units	2015/08/28	300,000,000	2015/02/10
62222	UBS AG	HSI R Bull CBBC Oct 2015 B	0.2500	23,588 per 20,000 units	23,888 per 20,000 units	2015/10/29	300,000,000	2015/02/10
62150	UBS AG	HSI R Bear CBBC May 2015 K	0.2500	24,607 per 10,000 units	24,407 per 10,000 units	2015/05/28	300,000,000	2015/02/10
62221	UBS AG	HSI R Bear CBBC May 2015 L	0.2500	25,700 per 10,000 units	25,500 per 10,000 units	2015/05/28	300,000,000	2015/02/10
62137	UBS AG	Haitong Sec R Bull CBBC Aug 2015 A	0.3200	13.4000	14.6000	2015/08/24	50,000,000	2015/02/10
62290	BNP Paribas Arbit Issu B.V.	HSCEI R Bull CBBC Dec 2015 D	0.2500	11,200 per 5,000 units	11,400 per 5,000 units	2015/12/30	100,000,000	2015/02/11
62292	BNP Paribas Arbit Issu B.V.	HSI R Bull CBBC Dec 2015 B	0.2500	24,400 per 10,000 units	24,600 per 10,000 units	2015/12/30	200,000,000	2015/02/11
62291	BNP Paribas Arbit Issu B.V.	HSI R Bull CBBC Dec 2015 J	0.2500	24,500 per 10,000 units	24,700 per 10,000 units	2015/12/30	200,000,000	2015/02/11
62232	BNP Paribas Arbit Issu B.V.	HSI R Bear CBBC Jun 2015 P	0.2500	25,000 per 10,000 units	24,800 per 10,000 units	2015/06/29	200,000,000	2015/02/11
62314	Credit Suisse AG	HSI R Bull CBBC Aug 2015 A	0.2500	24,290 per 10,000 units	24,500 per 10,000 units	2015/08/28	238,000,000	2015/02/11
62308	Credit Suisse AG	HSI R Bull CBBC Aug 2015 E	0.2500	24,523 per 12,000 units	24,763 per 12,000 units	2015/08/28	238,000,000	2015/02/11
62310	Credit Suisse AG	HSI R Bull CBBC Aug 2015 F	0.2500	24,450 per 10,000 units	24,650 per 10,000 units	2015/08/28	238,000,000	2015/02/11
62229	Credit Suisse AG	HSI R Bear CBBC Jun 2015 F	0.2500	24,805 per 12,000 units	24,555 per 12,000 units	2015/06/29	238,000,000	2015/02/11
62230	Credit Suisse AG	HSI R Bear CBBC Jun 2015 G	0.2500	24,876 per 10,000 units	24,666 per 10,000 units	2015/06/29	238,000,000	2015/02/11
62231	Credit Suisse AG	HSI R Bear CBBC Jun 2015 H	0.2500	25,000 per 10,000 units	24,800 per 10,000 units	2015/06/29	238,000,000	2015/02/11
62342	Goldman Sachs SP (Asia)	HSI R Bull CBBC Jun 2015 A	0.2500	24,038 per 20,000 units	24,338 per 20,000 units	2015/06/29	150,000,000	2015/02/11
62289	J P Morgan SP BV	HSI R Bull CBBC Jun 2015 Z	0.2500	24,563 per 20,000 units	24,763 per 20,000 units	2015/06/29	200,000,000	2015/02/11
62344	J P Morgan SP BV	HSI R Bull CBBC Sep 2015 J	0.2500	24,188 per 10,000 units	24,388 per 10,000 units	2015/09/29	200,000,000	2015/02/11
62226	J P Morgan SP BV	HSI R Bear CBBC May 2015 B	0.2500	24,788 per 10,000 units	24,588 per 10,000 units	2015/05/28	200,000,000	2015/02/11
62343	J P Morgan SP BV	HSI R Bear CBBC May 2015 C	0.2500	25,188 per 10,000 units	24,988 per 10,000 units	2015/05/28	200,000,000	2015/02/11
62330	Standard Chartered Bank	HSI R Bull CBBC May 2015 N	0.2500	24,530 per 15,000 units	24,730 per 15,000 units	2015/05/28	100,000,000	2015/02/11
62331	Standard Chartered Bank	HSI R Bull CBBC May 2015 O	0.2500	24,430 per 10,000 units	24,630 per 10,000 units	2015/05/28	100,000,000	2015/02/11
62240	Standard Chartered Bank	HSI R Bear CBBC May 2015 O	0.2500	24,930 per 15,000 units	24,730 per 15,000 units	2015/05/28	100,000,000	2015/02/11
62244	Standard Chartered Bank	HSI R Bear CBBC May 2015 P	0.2500	25,480 per 20,000 units	25,180 per 20,000 units	2015/05/28	100,000,000	2015/02/11
62245	Standard Chartered Bank	HSI R Bear CBBC May 2015 Q	0.2500	25,730 per 15,000 units	25,530 per 15,000 units	2015/05/28	100,000,000	2015/02/11
62256	SGA Societe Generale Acceptance N.V.	HSI R Bull CBBC Nov15 D	0.2500	24,508 per 10,000 units	24,608 per 10,000 units	2015/11/27	200,000,000	2015/02/11
62287	SGA Societe Generale Acceptance N.V.	HSI R Bull CBBC Nov15 E	0.2500	24,658 per 10,000 units	24,758 per 10,000 units	2015/11/27	200,000,000	2015/02/11
62315	UBS AG	HSI R Bull CBBC Jun 2015 H	0.2500	24,200 per 10,000 units	24,400 per 10,000 units	2015/06/29	300,000,000	2015/02/11
62321	UBS AG	HSI R Bull CBBC Jul 2015 S	0.2500	24,400 per 10,000 units	24,600 per 10,000 units	2015/07/30	300,000,000	2015/02/11
62329	UBS AG	HSI R Bull CBBC Jul 2015 T	0.2500	24,563 per 10,000 units	24,763 per 10,000 units	2015/07/30	300,000,000	2015/02/11

Newly listed callable bull/bear contracts (continued)

Code	Issuer	Name of issue	Issue prices (HK\$)	Strike price (HKD) / Strike level per 10 units	Call price (HKD) / Call level per 10 units	Expiry date	No. of issue (units)	Listing date
62294	UBS AG	HSI R Bear CBBC May 2015 M	0.2500	25,000 per 10,000 units	24,800 per 10,000 units	2015/05/28	300,000,000	2015/02/11
62300	UBS AG	HSI R Bear CBBC May 2015 N	0.2500	24,755 per 10,000 units	24,555 per 10,000 units	2015/05/28	300,000,000	2015/02/11
62639	BNP Paribas Arbit Issu B.V.	HSI R Bull CBBC Dec 2015 C	0.2500	24,600 per 10,000 units	24,800 per 10,000 units	2015/12/30	200,000,000	2015/02/12
62542	BNP Paribas Arbit Issu B.V.	HSI R Bear CBBC Jul 2015 J	0.2500	25,200 per 10,000 units	25,000 per 10,000 units	2015/07/30	200,000,000	2015/02/12
62543	BNP Paribas Arbit Issu B.V.	HSI R Bear CBBC Jul 2015 K	0.2500	25,100 per 10,000 units	24,900 per 10,000 units	2015/07/30	200,000,000	2015/02/12
62544	BNP Paribas Arbit Issu B.V.	HSI R Bear CBBC Jul 2015 L	0.2500	24,900 per 10,000 units	24,700 per 10,000 units	2015/07/30	200,000,000	2015/02/12
62683	Credit Suisse AG	HSI R Bull CBBC Aug 2015 B	0.2500	24,570 per 12,000 units	24,818 per 12,000 units	2015/08/28	238,000,000	2015/02/12
62690	Credit Suisse AG	HSI R Bull CBBC Aug 2015 R	0.2500	24,350 per 10,000 units	24,550 per 10,000 units	2015/08/28	238,000,000	2015/02/12
62685	Credit Suisse AG	HSI R Bull CBBC Aug 2015 Z	0.2500	24,500 per 10,000 units	24,700 per 10,000 units	2015/08/28	238,000,000	2015/02/12
62533	Credit Suisse AG	HSI R Bear CBBC Jun 2015 I	0.2500	24,930 per 12,000 units	24,680 per 12,000 units	2015/06/29	238,000,000	2015/02/12
62534	Credit Suisse AG	HSI R Bear CBBC Jun 2015 J	0.2500	25,050 per 10,000 units	24,850 per 10,000 units	2015/06/29	238,000,000	2015/02/12
62538	Credit Suisse AG	HSI R Bear CBBC Jun 2015 K	0.2500	25,200 per 10,000 units	25,000 per 10,000 units	2015/06/29	238,000,000	2015/02/12
62696	Bank of East Asia	CITIC Sec R Bull CBBC Nov 2015 A	0.7000	19.0000	21.0000	2015/11/30	40,000,000	2015/02/12
62699	Bank of East Asia	CITIC Sec R Bull CBBC Jan 2016 A	0.2500	17 per 100 units	19 per 100 units	2016/01/29	200,000,000	2015/02/12
62694	Bank of East Asia	Haitong Sec R Bull CBBC Dec 2015 A	0.4000	13.5000	14.5000	2015/12/08	40,000,000	2015/02/12
62695	Bank of East Asia	Haitong Sec R Bull CBBC Jan 2016 A	0.6000	11.6870	12.6870	2016/01/18	40,000,000	2015/02/12
62345	HK Bank	China Mobile R Bull CBBC Nov 2015 D	0.2500	100.18 per 100 units	102.18 per 100 units	2015/11/30	120,000,000	2015/02/12
62348	HK Bank	CUni R Bull CBBC Jan 2016 A	0.2500	10.4800	11.4800	2016/01/25	50,000,000	2015/02/12
62482	HK Bank	CNOOC R Bull CBBC Nov 2015 D	0.2500	9.4800	10.2800	2015/11/16	60,000,000	2015/02/12
62349	HK Bank	CSOP A50 ETF R Bull CBBC Jan 2016 O	0.2500	12.5800	12.7800	2016/01/27	200,000,000	2015/02/12
62353	HK Bank	CSOP A50 ETF R Bull CBBC Jan 2016 P	0.2500	12.7500	12.9500	2016/01/20	200,000,000	2015/02/12
62402	HK Bank	CSOP A50 ETF R Bull CBBC Feb 2016 C	0.2500	11.7800	11.9800	2016/02/29	200,000,000	2015/02/12
62461	HK Bank	CSOP A50 ETF R Bull CBBC Feb 2016 D	0.2500	11.4800	11.6800	2016/02/15	200,000,000	2015/02/12
62364	HK Bank	A50 R Bull CBBC Jan 2016 O	0.2500	11.8800	12.0800	2016/01/27	200,000,000	2015/02/12
62386	HK Bank	HSCEI R Bull CBBC Sep 2015 D	0.2500	11,288 per 10,000 units	11,488 per 10,000 units	2015/09/29	100,000,000	2015/02/12
62387	HK Bank	HSI R Bull CBBC Nov 2015 E	0.2500	24,288 per 15,000 units	24,488 per 15,000 units	2015/11/27	100,000,000	2015/02/12
62634	J P Morgan SP BV	HSI R Bull CBBC Jun 2015 A	0.2500	24,618 per 20,000 units	24,818 per 20,000 units	2015/06/29	200,000,000	2015/02/12
62692	J P Morgan SP BV	HSI R Bull CBBC Jun 2015 C	0.2500	23,950 per 20,000 units	24,150 per 20,000 units	2015/06/29	200,000,000	2015/02/12
62503	J P Morgan SP BV	HSI R Bull CBBC Aug 2015 E	0.2500	24,400 per 10,000 units	24,600 per 10,000 units	2015/08/28	200,000,000	2015/02/12
62502	J P Morgan SP BV	HSI R Bear CBBC May 2015 D	0.2500	25,000 per 10,000 units	24,800 per 10,000 units	2015/05/28	200,000,000	2015/02/12
62691	J P Morgan SP BV	HSI R Bear CBBC May 2015 F	0.2500	25,488 per 10,000 units	25,288 per 10,000 units	2015/05/28	200,000,000	2015/02/12
62641	Standard Chartered Bank	HSI R Bull CBBC May 2015 P	0.2500	24,480 per 20,000 units	24,780 per 20,000 units	2015/05/28	100,000,000	2015/02/12
62649	Standard Chartered Bank	HSI R Bull CBBC May 2015 Q	0.2500	24,380 per 15,000 units	24,580 per 15,000 units	2015/05/28	100,000,000	2015/02/12
62547	Standard Chartered Bank	HSI R Bear CBBC May 2015 R	0.2500	25,130 per 20,000 units	24,830 per 20,000 units	2015/05/28	100,000,000	2015/02/12
62548	Standard Chartered Bank	HSI R Bear CBBC May 2015 S	0.2500	25,180 per 15,000 units	24,980 per 15,000 units	2015/05/28	100,000,000	2015/02/12
62577	SGA Societe Generale Acceptance N.V.	HSI R Bull CBBC Oct15 T	0.2500	24,408 per 10,000 units	24,508 per 10,000 units	2015/10/29	200,000,000	2015/02/12
62578	SGA Societe Generale Acceptance N.V.	HSI R Bull CBBC Oct15 U	0.2500	24,708 per 10,000 units	24,808 per 10,000 units	2015/10/29	200,000,000	2015/02/12
62605	SGA Societe Generale Acceptance N.V.	HSI R Bear CBBC Jun15 W	0.2500	24,988 per 10,000 units	24,888 per 10,000 units	2015/06/29	200,000,000	2015/02/12
62615	SGA Societe Generale Acceptance N.V.	HSI R Bear CBBC Jul15 A	0.2500	25,488 per 10,000 units	25,388 per 10,000 units	2015/07/30	200,000,000	2015/02/12
62633	SGA Societe Generale Acceptance N.V.	HSI R Bear CBBC Sep15 A	0.2500	26,600 per 20,000 units	26,500 per 20,000 units	2015/09/29	400,000,000	2015/02/12
62650	UBS AG	HSI R Bull CBBC Aug 2015 J	0.2500	24,500 per 10,000 units	24,700 per 10,000 units	2015/08/28	300,000,000	2015/02/12
62651	UBS AG	HSI R Bull CBBC Aug 2015 K	0.2500	24,618 per 10,000 units	24,818 per 10,000 units	2015/08/28	300,000,000	2015/02/12
62682	UBS AG	HSI R Bear CBBC May 2015 C	0.2500	25,350 per 10,000 units	25,150 per 10,000 units	2015/05/28	300,000,000	2015/02/12

Newly listed callable bull/bear contracts (continued)

Code	Issuer	Name of issue	Issue prices (HK\$)	Strike price (HKD) / Strike level per 10 units	Call price (HKD) / Call level per 10 units	Expiry date	No. of issue (units)	Listing date
62553	UBS AG	HSI R Bear CBBC May 2015 X	0.2500	25,200 per 10,000 units	25,000 per 10,000 units	2015/05/28	300,000,000	2015/02/12
62677	UBS AG	HSI R Bear CBBC Jun 2015 I	0.2500	26,400 per 10,000 units	26,200 per 10,000 units	2015/06/29	300,000,000	2015/02/12
62567	UBS AG	HSI R Bear CBBC Jun 2015 M	0.2500	25,050 per 10,000 units	24,850 per 10,000 units	2015/06/29	300,000,000	2015/02/12
62679	UBS AG	HSI R Bear CBBC Jun 2015 N	0.2500	26,250 per 10,000 units	26,050 per 10,000 units	2015/06/29	300,000,000	2015/02/12
62572	UBS AG	HSI R Bear CBBC Jul 2015 E	0.2500	24,930 per 12,000 units	24,680 per 12,000 units	2015/07/30	350,000,000	2015/02/12
62671	UBS AG	HSI R Bear CBBC Jul 2015 F	0.2500	26,700 per 10,000 units	26,500 per 10,000 units	2015/07/30	300,000,000	2015/02/12
62734	Credit Suisse AG	HSI R Bull CBBC Aug 2015 Y	0.2500	24,565 per 10,000 units	24,765 per 10,000 units	2015/08/28	238,000,000	2015/02/13
62799	Credit Suisse AG	HSI R Bear CBBC May 2015 B	0.2500	24,950 per 10,000 units	24,750 per 10,000 units	2015/05/28	238,000,000	2015/02/13
62798	Credit Suisse AG	HSI R Bear CBBC May 2015 I	0.2500	25,150 per 10,000 units	24,950 per 10,000 units	2015/05/28	238,000,000	2015/02/13
62800	Credit Suisse AG	HSI R Bear CBBC May 2015 J	0.2500	24,880 per 10,000 units	24,680 per 10,000 units	2015/05/28	238,000,000	2015/02/13
62729	HK Bank	CC Bank R Bull CBBC Nov 2015 A	0.2500	6.0300	6.1300	2015/11/30	80,000,000	2015/02/13
62728	HK Bank	CM Bank R Bull CBBC Oct 2015 B	0.2500	16.0800	16.6800	2015/10/26	40,000,000	2015/02/13
62710	HK Bank	CSOP A50 ETF R Bear CBBC Feb 2016 B	0.2700	15.3800	15.1800	2016/02/22	40,000,000	2015/02/13
62724	HK Bank	A50 R Bull CBBC Feb 2016 D	0.2500	11.2800	11.4800	2016/02/22	200,000,000	2015/02/13
62722	HK Bank	A50 R Bear CBBC Feb 2016 C	0.2500	13.8800	13.6800	2016/02/29	50,000,000	2015/02/13
62705	HK Bank	HSI R Bull CBBC Nov 2015 F	0.2500	22,188 per 15,000 units	22,388 per 15,000 units	2015/11/27	100,000,000	2015/02/13
62707	HK Bank	HSI R Bull CBBC Nov 2015 G	0.2500	24,488 per 15,000 units	24,688 per 15,000 units	2015/11/27	100,000,000	2015/02/13
62709	HK Bank	HSI R Bear CBBC Dec 2015 D	0.2500	28,578 per 20,000 units	28,328 per 20,000 units	2015/12/30	400,000,000	2015/02/13
62732	J P Morgan SP BV	HSI R Bull CBBC Aug 2015 P	0.2500	24,500 per 10,000 units	24,700 per 10,000 units	2015/08/28	200,000,000	2015/02/13
62744	J P Morgan SP BV	HSI R Bear CBBC May 2015 G	0.2500	24,900 per 10,000 units	24,700 per 10,000 units	2015/05/28	200,000,000	2015/02/13
62747	J P Morgan SP BV	HSI R Bear CBBC May 2015 H	0.2500	25,200 per 10,000 units	25,000 per 10,000 units	2015/05/28	200,000,000	2015/02/13
62784	Standard Chartered Bank	HSI R Bull CBBC May 2015 R	0.2500	24,380 per 20,000 units	24,680 per 20,000 units	2015/05/28	100,000,000	2015/02/13
62789	Standard Chartered Bank	HSI R Bear CBBC May 2015 T	0.2500	24,980 per 15,000 units	24,780 per 15,000 units	2015/05/28	100,000,000	2015/02/13
62793	Standard Chartered Bank	HSI R Bear CBBC May 2015 U	0.2500	25,230 per 15,000 units	25,030 per 15,000 units	2015/05/28	100,000,000	2015/02/13
62795	Standard Chartered Bank	HSI R Bear CBBC May 2015 V	0.2500	25,130 per 15,000 units	24,930 per 15,000 units	2015/05/28	100,000,000	2015/02/13
62779	UBS AG	China Mobile R Bull CBBC Nov 2015 A	0.2500	97.50 per 100 units	100 per 100 units	2015/11/09	100,000,000	2015/02/13
62743	UBS AG	HSI R Bull CBBC May 2015 K	0.2500	24,515 per 12,000 units	24,765 per 12,000 units	2015/05/28	350,000,000	2015/02/13
62735	UBS AG	HSI R Bull CBBC Jun 2015 L	0.2500	24,450 per 10,000 units	24,650 per 10,000 units	2015/06/29	300,000,000	2015/02/13
62750	UBS AG	HSI R Bear CBBC May 2015 O	0.2500	25,100 per 10,000 units	24,900 per 10,000 units	2015/05/28	300,000,000	2015/02/13
62775	UBS AG	HSI R Bear CBBC May 2015 P	0.2500	24,900 per 10,000 units	24,700 per 10,000 units	2015/05/28	300,000,000	2015/02/13
62869	BNP Paribas Arbit Issu B.V.	HSI R Bull CBBC Dec 2015 Z	0.2500	24,300 per 10,000 units	24,500 per 10,000 units	2015/12/30	200,000,000	2015/02/16
62906	BNP Paribas Arbit Issu B.V.	HSI R Bear CBBC Jul 2015 M	0.2500	24,800 per 10,000 units	24,600 per 10,000 units	2015/07/30	200,000,000	2015/02/16
62830	Credit Suisse AG	HSI R Bull CBBC Sep 2015 R	0.2500	24,428 per 12,000 units	24,678 per 12,000 units	2015/09/29	238,000,000	2015/02/16
62834	Credit Suisse AG	HSI R Bull CBBC Sep 2015 S	0.2500	24,400 per 10,000 units	24,600 per 10,000 units	2015/09/29	238,000,000	2015/02/16
62881	Credit Suisse AG	HSI R Bear CBBC May 2015 G	0.2500	24,810 per 10,000 units	24,600 per 10,000 units	2015/05/28	238,000,000	2015/02/16
62880	Credit Suisse AG	HSI R Bear CBBC May 2015 O	0.2500	25,100 per 10,000 units	24,900 per 10,000 units	2015/05/28	238,000,000	2015/02/16
62882	Credit Suisse AG	HSI R Bear CBBC May 2015 P	0.2500	24,772 per 12,000 units	24,522 per 12,000 units	2015/05/28	238,000,000	2015/02/16
62899	J P Morgan SP BV	A50 China R Bull CBBC Jun 2015 B	0.2500	11.2000	11.5000	2015/06/12	100,000,000	2015/02/16
62904	J P Morgan SP BV	HSI R Bull CBBC Jun 2015 D	0.2500	24,050 per 20,000 units	24,250 per 20,000 units	2015/06/29	200,000,000	2015/02/16
62822	J P Morgan SP BV	HSI R Bull CBBC Aug 2015 X	0.2500	24,388 per 10,000 units	24,588 per 10,000 units	2015/08/28	200,000,000	2015/02/16
62870	J P Morgan SP BV	HSI R Bear CBBC May 2015 I	0.2500	24,800 per 10,000 units	24,600 per 10,000 units	2015/05/28	200,000,000	2015/02/16
62902	J P Morgan SP BV	HSI R Bear CBBC May 2015 N	0.2500	25,100 per 10,000 units	24,900 per 10,000 units	2015/05/28	200,000,000	2015/02/16
62872	Standard Chartered Bank	CSOP A50 ETF R Bull CBBC Oct 2015A	0.2500	11.0800	11.2800	2015/10/28	40,000,000	2015/02/16

Newly listed callable bull/bear contracts (continued)

Code	Issuer	Name of issue	Issue prices (HK\$)	Strike price (HKD) / Strike level per 10 units	Call price (HKD) / Call level per 10 units	Expiry date	No. of issue (units)	Listing date
62874	Standard Chartered Bank	CSOP A50 ETF R Bear CBBC Oct 2015A	0.2500	14.0800	13.8800	2015/10/28	40,000,000	2015/02/16
62801	Standard Chartered Bank	HSI R Bull CBBC May 2015 S	0.2500	24,330 per 15,000 units	24,530 per 15,000 units	2015/05/28	100,000,000	2015/02/16
62804	Standard Chartered Bank	HSI R Bull CBBC May 2015 T	0.2500	23,630 per 15,000 units	23,830 per 15,000 units	2015/05/28	100,000,000	2015/02/16
62821	Standard Chartered Bank	HSI R Bear CBBC May 2015 W	0.2500	25,080 per 10,000 units	24,880 per 10,000 units	2015/05/28	100,000,000	2015/02/16
62875	Standard Chartered Bank	HSI R Bear CBBC May 2015 X	0.2500	24,780 per 15,000 units	24,580 per 15,000 units	2015/05/28	100,000,000	2015/02/16
62837	SGA Societe Generale Acceptance N.V.	HSI R Bull CBBC Nov15 F	0.2500	24,358 per 10,000 units	24,458 per 10,000 units	2015/11/27	200,000,000	2015/02/16
62839	SGA Societe Generale Acceptance N.V.	HSI R Bear CBBC Jun15 X	0.2500	24,838 per 10,000 units	24,738 per 10,000 units	2015/06/29	200,000,000	2015/02/16
62838	SGA Societe Generale Acceptance N.V.	HSI R Bear CBBC Jul15 B	0.2500	24,688 per 10,000 units	24,588 per 10,000 units	2015/07/30	200,000,000	2015/02/16
62840	SGA Societe Generale Acceptance N.V.	HSI R Bear CBBC Jul15 C	0.2500	25,088 per 10,000 units	24,988 per 10,000 units	2015/07/30	200,000,000	2015/02/16
62852	UBS AG	HSCEI R Bull CBBC Sep 2015 E	0.2500	9,300 per 10,000 units	9,500 per 10,000 units	2015/09/29	100,000,000	2015/02/16
62841	UBS AG	HSI R Bull CBBC Jun 2015 M	0.2500	24,350 per 10,000 units	24,550 per 10,000 units	2015/06/29	300,000,000	2015/02/16
62845	UBS AG	HSI R Bull CBBC Jun 2015 U	0.2500	24,429 per 12,000 units	24,679 per 12,000 units	2015/06/29	350,000,000	2015/02/16
62855	UBS AG	HSI R Bull CBBC Aug 2015 L	0.2500	23,972 per 12,000 units	24,222 per 12,000 units	2015/08/28	350,000,000	2015/02/16
62883	UBS AG	HSI R Bear CBBC Jun 2015 O	0.2500	25,150 per 10,000 units	24,950 per 10,000 units	2015/06/29	300,000,000	2015/02/16
62894	UBS AG	HSI R Bear CBBC Jun 2015 R	0.2500	24,800 per 10,000 units	24,600 per 10,000 units	2015/06/29	300,000,000	2015/02/16
62885	UBS AG	HSI R Bear CBBC Jun 2015 V	0.2500	24,950 per 10,000 units	24,750 per 10,000 units	2015/06/29	300,000,000	2015/02/16
62898	UBS AG	HSI R Bear CBBC Jul 2015 G	0.2500	24,772 per 12,000 units	24,522 per 12,000 units	2015/07/30	350,000,000	2015/02/16
62921	Credit Suisse AG	HSI R Bull CBBC May 2015 Q	0.2500	24,278 per 12,000 units	24,528 per 12,000 units	2015/05/28	238,000,000	2015/02/17
62911	Credit Suisse AG	HSI R Bull CBBC Jun 2015 G	0.2500	24,250 per 10,000 units	24,450 per 10,000 units	2015/06/29	238,000,000	2015/02/17
62910	Credit Suisse AG	HSI R Bear CBBC Jun 2015 L	0.2500	24,900 per 10,000 units	24,700 per 10,000 units	2015/06/29	238,000,000	2015/02/17
62908	Credit Suisse AG	HSI R Bear CBBC Jun 2015 U	0.2500	24,725 per 10,000 units	24,525 per 10,000 units	2015/06/29	238,000,000	2015/02/17
62918	J P Morgan SP BV	HSI R Bull CBBC Sep 2015 K	0.2500	24,300 per 10,000 units	24,500 per 10,000 units	2015/09/29	200,000,000	2015/02/17
62926	J P Morgan SP BV	HSI R Bear CBBC May 2015 E	0.2500	24,988 per 10,000 units	24,788 per 10,000 units	2015/05/28	200,000,000	2015/02/17
62919	Standard Chartered Bank	HSBC R Bull CBBC Oct 2015 B	0.2500	62.20 per 100 units	65 per 100 units	2015/10/12	50,000,000	2015/02/17
62912	Standard Chartered Bank	HSI R Bull CBBC May 2015 U	0.2500	24,280 per 15,000 units	24,480 per 15,000 units	2015/05/28	100,000,000	2015/02/17
62913	Standard Chartered Bank	HSI R Bull CBBC May 2015 V	0.2500	23,530 per 10,000 units	23,730 per 10,000 units	2015/05/28	100,000,000	2015/02/17
62920	Standard Chartered Bank	HSI R Bear CBBC May 2015 Y	0.2500	24,930 per 20,000 units	24,630 per 20,000 units	2015/05/28	100,000,000	2015/02/17
62915	SGA Societe Generale Acceptance N.V.	HSI R Bear CBBC Jun15 Y	0.2500	24,638 per 10,000 units	24,538 per 10,000 units	2015/06/29	200,000,000	2015/02/17
62916	SGA Societe Generale Acceptance N.V.	HSI R Bear CBBC Jun15 Z	0.2500	24,788 per 10,000 units	24,688 per 10,000 units	2015/06/29	200,000,000	2015/02/17
62928	UBS AG	HSI R Bull CBBC Jul 2015 V	0.2500	24,250 per 10,000 units	24,450 per 10,000 units	2015/07/30	200,000,000	2015/02/17
62932	UBS AG	HSI R Bull CBBC Aug 2015 N	0.2500	24,278 per 12,000 units	24,528 per 12,000 units	2015/08/28	200,000,000	2015/02/17
62927	UBS AG	HSI R Bear CBBC May 2015 W	0.2500	24,850 per 10,000 units	24,650 per 10,000 units	2015/05/28	200,000,000	2015/02/17
62958	BNP Paribas Arbit Issu B.V.	HSI R Bull CBBC Dec 2015 D	0.2500	24,200 per 10,000 units	24,400 per 10,000 units	2015/12/30	200,000,000	2015/02/18
62959	BNP Paribas Arbit Issu B.V.	HSI R Bull CBBC Dec 2015 E	0.2500	24,100 per 10,000 units	24,300 per 10,000 units	2015/12/30	200,000,000	2015/02/18
62992	BNP Paribas Arbit Issu B.V.	HSI R Bear CBBC Jul 2015 N	0.2500	24,700 per 10,000 units	24,500 per 10,000 units	2015/07/30	200,000,000	2015/02/18
62995	BNP Paribas Arbit Issu B.V.	HSI R Bear CBBC Jul 2015 O	0.2500	24,600 per 10,000 units	24,400 per 10,000 units	2015/07/30	200,000,000	2015/02/18
62949	Credit Suisse AG	HSI R Bull CBBC Jul 2015 X	0.2500	24,200 per 10,000 units	24,400 per 10,000 units	2015/07/30	238,000,000	2015/02/18
62936	Credit Suisse AG	HSI R Bull CBBC Jul 2015 Y	0.2500	24,300 per 10,000 units	24,500 per 10,000 units	2015/07/30	238,000,000	2015/02/18
62987	Credit Suisse AG	HSI R Bull CBBC Aug 2015 C	0.2500	24,077 per 10,000 units	24,277 per 10,000 units	2015/08/28	238,000,000	2015/02/18
62989	Credit Suisse AG	HSI R Bear CBBC May 2015 Q	0.2500	24,650 per 10,000 units	24,450 per 10,000 units	2015/05/28	238,000,000	2015/02/18
62990	Credit Suisse AG	HSI R Bear CBBC May 2015 R	0.2500	24,516 per 10,000 units	24,316 per 10,000 units	2015/05/28	238,000,000	2015/02/18
62984	Goldman Sachs SP (Asia)	HSI R Bear CBBC Jun 2015 C	0.2500	25,188 per 20,000 units	24,888 per 20,000 units	2015/06/29	150,000,000	2015/02/18
62934	J P Morgan SP BV	HSI R Bull CBBC Aug 2015 F	0.2500	24,200 per 10,000 units	24,400 per 10,000 units	2015/08/28	200,000,000	2015/02/18

Newly listed callable bull/bear contracts (continued)

Code	Issuer	Name of issue	Issue prices (HK\$)	Strike price (HKD) / Strike level per 10 units	Call price (HKD) / Call level per 10 units	Expiry date	No. of issue (units)	Listing date
63004	J P Morgan SP BV	HSI R Bull CBBC Sep 2015 L	0.2500	23,650 per 10,000 units	23,850 per 10,000 units	2015/09/29	200,000,000	2015/02/18
62986	J P Morgan SP BV	HSI R Bear CBBC May 2015 J	0.2500	24,700 per 10,000 units	24,500 per 10,000 units	2015/05/28	200,000,000	2015/02/18
63003	J P Morgan SP BV	HSI R Bear CBBC May 2015 K	0.2500	25,088 per 10,000 units	24,888 per 10,000 units	2015/05/28	200,000,000	2015/02/18
63002	J P Morgan SP BV	HSI R Bear CBBC Jun 2015 J	0.2500	24,516 per 20,000 units	24,316 per 20,000 units	2015/06/29	200,000,000	2015/02/18
62962	Standard Chartered Bank	HSI R Bull CBBC May 2015 W	0.2500	24,130 per 10,000 units	24,330 per 10,000 units	2015/05/28	100,000,000	2015/02/18
62978	Standard Chartered Bank	HSI R Bull CBBC May 2015 X	0.2500	24,180 per 15,000 units	24,380 per 15,000 units	2015/05/28	100,000,000	2015/02/18
62979	Standard Chartered Bank	HSI R Bull CBBC May 2015 Y	0.2500	24,130 per 20,000 units	24,430 per 20,000 units	2015/05/28	100,000,000	2015/02/18
62950	SGA Societe Generale Acceptance N.V.	HSI R Bull CBBC Sep15 M	0.2500	24,308 per 10,000 units	24,408 per 10,000 units	2015/09/29	200,000,000	2015/02/18
62955	SGA Societe Generale Acceptance N.V.	HSI R Bear CBBC Jul15 D	0.2500	24,888 per 10,000 units	24,788 per 10,000 units	2015/07/30	200,000,000	2015/02/18
62996	SGA Societe Generale Acceptance N.V.	HSI R Bear CBBC Jul15 E	0.2500	24,488 per 10,000 units	24,388 per 10,000 units	2015/07/30	200,000,000	2015/02/18
62983	UBS AG	HSI R Bull CBBC Jul 2015 X	0.2500	24,300 per 10,000 units	24,500 per 10,000 units	2015/07/30	200,000,000	2015/02/18
62981	UBS AG	HSI R Bull CBBC Aug 2015 O	0.2500	24,150 per 10,000 units	24,350 per 10,000 units	2015/08/28	200,000,000	2015/02/18
63005	UBS AG	HSI R Bear CBBC May 2015 E	0.2500	24,650 per 10,000 units	24,450 per 10,000 units	2015/05/28	200,000,000	2015/02/18
63006	UBS AG	HSI R Bear CBBC Jun 2015 S	0.2500	24,566 per 12,000 units	24,316 per 12,000 units	2015/06/29	200,000,000	2015/02/18
63046	Credit Suisse AG	HSI R Bull CBBC Jun 2015 E	0.2500	24,100 per 10,000 units	24,300 per 10,000 units	2015/06/29	238,000,000	2015/02/23
63057	Credit Suisse AG	HSI R Bull CBBC Jun 2015 H	0.2500	24,208 per 12,000 units	24,458 per 12,000 units	2015/06/29	238,000,000	2015/02/23
63039	Credit Suisse AG	HSI R Bear CBBC Jun 2015 M	0.2500	24,700 per 10,000 units	24,500 per 10,000 units	2015/06/29	238,000,000	2015/02/23
63037	Credit Suisse AG	HSI R Bear CBBC Jun 2015 V	0.2500	24,573 per 12,000 units	24,333 per 12,000 units	2015/06/29	238,000,000	2015/02/23
63017	HK Bank	AIA R Bear CBBC Nov 2015 A	0.2500	50.48 per 100 units	49.48 per 100 units	2015/11/16	40,000,000	2015/02/23
63019	HK Bank	CITIC Sec R Bull CBBC Oct 2015 A	0.3800	22.0000	24.0000	2015/10/12	60,000,000	2015/02/23
63010	HK Bank	CSOP A50 ETF R Bull CBBC Jan 2016 Q	0.2500	12.3800	12.5800	2016/01/25	200,000,000	2015/02/23
63007	HK Bank	A50 R Bull CBBC Jan 2016 P	0.2500	11.5800	11.7800	2016/01/25	200,000,000	2015/02/23
63018	HK Bank	Galaxy Ent R Bull CBBC Nov 2015 C	0.2500	38.27 per 100 units	40.27 per 100 units	2015/11/30	80,000,000	2015/02/23
63016	HK Bank	HSI R Bear CBBC Oct 2015 I	0.2500	24,588 per 15,000 units	24,388 per 15,000 units	2015/10/29	100,000,000	2015/02/23
63011	HK Bank	HSI R Bear CBBC Nov 2015 F	0.2500	24,788 per 15,000 units	24,588 per 15,000 units	2015/11/27	100,000,000	2015/02/23
63012	HK Bank	HSI R Bear CBBC Dec 2015 E	0.2500	25,188 per 15,000 units	24,988 per 15,000 units	2015/12/30	100,000,000	2015/02/23
63022	HK Bank	Haitong Sec R Bull CBBC Nov 2015 A	0.2800	15.0000	16.0000	2015/11/16	60,000,000	2015/02/23
63024	J P Morgan SP BV	HSI R Bull CBBC Sep 2015 M	0.2500	24,100 per 10,000 units	24,300 per 10,000 units	2015/09/29	200,000,000	2015/02/23
63090	J P Morgan SP BV	HSI R Bull CBBC Sep 2015 N	0.2500	23,550 per 10,000 units	23,750 per 10,000 units	2015/09/29	200,000,000	2015/02/23
63023	J P Morgan SP BV	HSI R Bear CBBC May 2015 L	0.2500	24,600 per 10,000 units	24,400 per 10,000 units	2015/05/28	200,000,000	2015/02/23
63092	J P Morgan SP BV	HSI R Bear CBBC Jun 2015 K	0.2500	24,950 per 10,000 units	24,750 per 10,000 units	2015/06/29	200,000,000	2015/02/23
63078	Standard Chartered Bank	CUni R Bull CBBC Sep 2015 A	0.3000	10.2000	11.2000	2015/09/25	50,000,000	2015/02/23
63079	Standard Chartered Bank	CUni R Bear CBBC Aug 2015 A	0.3500	16.2000	15.2000	2015/08/28	50,000,000	2015/02/23
63040	Standard Chartered Bank	HSI R Bull CBBC May 2015 Z	0.2500	24,030 per 15,000 units	24,230 per 15,000 units	2015/05/28	100,000,000	2015/02/23
63043	Standard Chartered Bank	HSI R Bear CBBC May 2015 E	0.2500	24,530 per 15,000 units	24,330 per 15,000 units	2015/05/28	100,000,000	2015/02/23
63041	Standard Chartered Bank	HSI R Bear CBBC May 2015 Z	0.2500	24,780 per 20,000 units	24,480 per 20,000 units	2015/05/28	100,000,000	2015/02/23
63029	SGA Societe Generale Acceptance N.V.	HSI R Bull CBBC Oct15 V	0.2500	24,208 per 10,000 units	24,308 per 10,000 units	2015/10/29	200,000,000	2015/02/23
63034	SGA Societe Generale Acceptance N.V.	HSI R Bear CBBC Jun15 G	0.2500	24,438 per 10,000 units	24,338 per 10,000 units	2015/06/29	200,000,000	2015/02/23
63071	UBS AG	HSI R Bull CBBC Jun 2015 E	0.2500	24,208 per 12,000 units	24,458 per 12,000 units	2015/06/29	200,000,000	2015/02/23
63070	UBS AG	HSI R Bull CBBC Jun 2015 T	0.2500	24,200 per 10,000 units	24,400 per 10,000 units	2015/06/29	200,000,000	2015/02/23
63066	UBS AG	HSI R Bull CBBC Jul 2015 Y	0.2500	24,050 per 10,000 units	24,250 per 10,000 units	2015/07/30	200,000,000	2015/02/23
63044	UBS AG	HSI R Bear CBBC May 2015 H	0.2500	24,700 per 10,000 units	24,500 per 10,000 units	2015/05/28	200,000,000	2015/02/23
63045	UBS AG	HSI R Bear CBBC May 2015 I	0.2500	24,550 per 10,000 units	24,350 per 10,000 units	2015/05/28	200,000,000	2015/02/23

Newly listed callable bull/bear contracts (continued)

Code	Issuer	Name of issue	Issue prices (HK\$)	Strike price (HKD) / Strike level per 10 units	Call price (HKD) / Call level per 10 units	Expiry date	No. of issue (units)	Listing date
63142	BNP Paribas Arbit Issu B.V.	HSI R Bull CBBC Dec 2015 W	0.2500	24,400 per 10,000 units	24,600 per 10,000 units	2015/12/30	200,000,000	2015/02/24
63149	BNP Paribas Arbit Issu B.V.	HSI R Bear CBBC Jun 2015 U	0.2500	24,900 per 10,000 units	24,700 per 10,000 units	2015/06/29	200,000,000	2015/02/24
63137	Credit Suisse AG	HSI R Bull CBBC Aug 2015 A	0.2500	24,350 per 10,000 units	24,550 per 10,000 units	2015/08/28	238,000,000	2015/02/24
63129	Credit Suisse AG	HSI R Bull CBBC Aug 2015 D	0.2500	24,150 per 10,000 units	24,350 per 10,000 units	2015/08/28	238,000,000	2015/02/24
63157	Credit Suisse AG	HSI R Bull CBBC Aug 2015 E	0.2500	24,432 per 12,000 units	24,682 per 12,000 units	2015/08/28	238,000,000	2015/02/24
63103	Credit Suisse AG	HSI R Bear CBBC May 2015 S	0.2500	24,750 per 10,000 units	24,550 per 10,000 units	2015/05/28	238,000,000	2015/02/24
63101	Credit Suisse AG	HSI R Bear CBBC May 2015 T	0.2500	24,673 per 12,000 units	24,423 per 12,000 units	2015/05/28	238,000,000	2015/02/24
63127	Credit Suisse AG	HSI R Bear CBBC May 2015 U	0.2500	24,850 per 10,000 units	24,650 per 10,000 units	2015/05/28	238,000,000	2015/02/24
63168	J P Morgan SP BV	HSI R Bull CBBC Sep 2015 O	0.2500	24,288 per 10,000 units	24,488 per 10,000 units	2015/09/29	200,000,000	2015/02/24
63167	J P Morgan SP BV	HSI R Bull CBBC Oct 2015 A	0.2500	24,482 per 20,000 units	24,682 per 20,000 units	2015/10/29	200,000,000	2015/02/24
63165	J P Morgan SP BV	HSI R Bear CBBC May 2015 M	0.2500	24,900 per 10,000 units	24,700 per 10,000 units	2015/05/28	200,000,000	2015/02/24
63100	J P Morgan SP BV	HSI R Bear CBBC Jun 2015 L	0.2500	24,688 per 10,000 units	24,488 per 10,000 units	2015/06/29	200,000,000	2015/02/24
63169	J P Morgan SP BV	HSI R Bear CBBC Jun 2015 M	0.2500	25,250 per 10,000 units	25,050 per 10,000 units	2015/06/29	200,000,000	2015/02/24
63094	Standard Chartered Bank	HSI R Bull CBBC May 2015 A	0.2500	23,980 per 20,000 units	24,280 per 20,000 units	2015/05/28	100,000,000	2015/02/24
63151	Standard Chartered Bank	HSI R Bull CBBC May 2015 B	0.2500	24,430 per 10,000 units	24,630 per 10,000 units	2015/05/28	100,000,000	2015/02/24
63098	Standard Chartered Bank	HSI R Bear CBBC May 2015 A	0.2500	24,730 per 15,000 units	24,530 per 15,000 units	2015/05/28	100,000,000	2015/02/24
63099	Standard Chartered Bank	HSI R Bear CBBC May 2015 B	0.2500	24,630 per 10,000 units	24,430 per 10,000 units	2015/05/28	100,000,000	2015/02/24
63154	Standard Chartered Bank	HSI R Bear CBBC May 2015 F	0.2500	24,880 per 10,000 units	24,680 per 10,000 units	2015/05/28	100,000,000	2015/02/24
63110	SGA Societe Generale Acceptance N.V.	HSI R Bull CBBC Sep15 N	0.2500	24,508 per 10,000 units	24,608 per 10,000 units	2015/09/29	200,000,000	2015/02/24
63105	SGA Societe Generale Acceptance N.V.	HSI R Bull CBBC Oct15 W	0.2500	24,408 per 10,000 units	24,508 per 10,000 units	2015/10/29	200,000,000	2015/02/24
63117	UBS AG	HSCEI R Bull CBBC Sep 2015 F	0.2500	11,500 per 10,000 units	11,700 per 10,000 units	2015/09/29	100,000,000	2015/02/24
63159	UBS AG	HSCEI R Bear CBBC Jun 2015 C	0.2500	12,200 per 10,000 units	12,000 per 10,000 units	2015/06/29	100,000,000	2015/02/24
63166	UBS AG	HSI R Bull CBBC Jul 2015 A	0.2500	24,450 per 10,000 units	24,650 per 10,000 units	2015/07/30	200,000,000	2015/02/24
63160	UBS AG	HSI R Bull CBBC Aug 2015 P	0.2500	24,100 per 10,000 units	24,300 per 10,000 units	2015/08/28	200,000,000	2015/02/24
63116	UBS AG	HSI R Bear CBBC May 2015 J	0.2500	24,673 per 12,000 units	24,423 per 12,000 units	2015/05/28	200,000,000	2015/02/24
63111	UBS AG	HSI R Bear CBBC May 2015 Q	0.2500	25,300 per 10,000 units	25,100 per 10,000 units	2015/05/28	200,000,000	2015/02/24
63112	UBS AG	HSI R Bear CBBC May 2015 R	0.2500	24,750 per 10,000 units	24,550 per 10,000 units	2015/05/28	200,000,000	2015/02/24
63122	UBS AG	HSI R Bear CBBC May 2015 S	0.2500	24,900 per 10,000 units	24,700 per 10,000 units	2015/05/28	200,000,000	2015/02/24
63295	BNP Paribas Arbit Issu B.V.	HSI R Bull CBBC Dec 2015 F	0.2500	24,500 per 10,000 units	24,700 per 10,000 units	2015/12/30	200,000,000	2015/02/25
63330	Credit Suisse AG	HSI R Bull CBBC Aug 2015 B	0.2500	24,495 per 12,000 units	24,735 per 12,000 units	2015/08/28	238,000,000	2015/02/25
63329	Credit Suisse AG	HSI R Bull CBBC Aug 2015 F	0.2500	24,450 per 10,000 units	24,650 per 10,000 units	2015/08/28	238,000,000	2015/02/25
63259	Credit Suisse AG	HSI R Bear CBBC May 2015 L	0.2500	24,923 per 12,000 units	24,683 per 12,000 units	2015/05/28	238,000,000	2015/02/25
63264	Credit Suisse AG	HSI R Bear CBBC May 2015 W	0.2500	24,950 per 10,000 units	24,750 per 10,000 units	2015/05/28	238,000,000	2015/02/25
63292	Credit Suisse AG	HSI R Bear CBBC Jun 2015 C	0.2500	26,500 per 10,000 units	26,300 per 10,000 units	2015/06/29	238,000,000	2015/02/25
63290	Credit Suisse AG	HSI R Bear CBBC Jun 2015 N	0.2500	25,600 per 10,000 units	25,400 per 10,000 units	2015/06/29	238,000,000	2015/02/25
63291	Credit Suisse AG	HSI R Bear CBBC Jun 2015 O	0.2500	26,200 per 10,000 units	26,000 per 10,000 units	2015/06/29	238,000,000	2015/02/25
63257	HK Bank	CAM CSI300 R Bull CBBC Jan 2016 A	0.3500	40.3800	41.3800	2016/01/25	100,000,000	2015/02/25
63189	HK Bank	CUni R Bull CBBC Nov 2015 A	0.2500	11.1800	12.1800	2015/11/30	50,000,000	2015/02/25
63196	HK Bank	China Life R Bull CBBC Dec 2015 A	0.2500	29.7800	30.3800	2015/12/21	60,000,000	2015/02/25
63198	HK Bank	CSOP A50 ETF R Bull CBBC Jan 2016 R	0.2500	12.7800	12.9800	2016/01/25	200,000,000	2015/02/25
63183	HK Bank	A50 R Bull CBBC Jan 2016 Q	0.2500	11.7800	11.9800	2016/01/25	200,000,000	2015/02/25
63193	HK Bank	HSCEI R Bull CBBC Oct 2015 D	0.2500	11,488 per 10,000 units	11,688 per 10,000 units	2015/10/29	100,000,000	2015/02/25
63182	HK Bank	HSI R Bull CBBC Nov 2015 H	0.2500	24,482 per 15,000 units	24,682 per 15,000 units	2015/11/27	100,000,000	2015/02/25

Newly listed callable bull/bear contracts (continued)

Code	Issuer	Name of issue	Issue prices (HK\$)	Strike price (HKD) / Strike level per 10 units	Call price (HKD) / Call level per 10 units	Expiry date	No. of issue (units)	Listing date
63170	HK Bank	HSI R Bull CBBC Dec 2015 A	0.2500	24,188 per 15,000 units	24,388 per 15,000 units	2015/12/30	100,000,000	2015/02/25
63210	HK Bank	ICBC R Bear CBBC Nov 2015 A	0.2500	6.0300	5.9300	2015/11/23	40,000,000	2015/02/25
63195	HK Bank	Ping An R Bull CBBC Dec 2015 H	0.2500	79.38 per 100 units	81.88 per 100 units	2015/12/21	120,000,000	2015/02/25
63336	J P Morgan SP BV	HSI R Bull CBBC Aug 2015 M	0.2500	24,400 per 10,000 units	24,600 per 10,000 units	2015/08/28	200,000,000	2015/02/25
63340	J P Morgan SP BV	HSI R Bull CBBC Sep 2015 P	0.2500	24,088 per 10,000 units	24,288 per 10,000 units	2015/09/29	200,000,000	2015/02/25
63312	J P Morgan SP BV	HSI R Bull CBBC Oct 2015 B	0.2500	24,535 per 20,000 units	24,735 per 20,000 units	2015/10/29	200,000,000	2015/02/25
63345	J P Morgan SP BV	HSI R Bear CBBC May 2015 W	0.2500	25,050 per 10,000 units	24,850 per 10,000 units	2015/05/28	200,000,000	2015/02/25
63350	J P Morgan SP BV	HSI R Bear CBBC Jun 2015 N	0.2500	25,650 per 10,000 units	25,450 per 10,000 units	2015/06/29	200,000,000	2015/02/25
63298	Standard Chartered Bank	HSI R Bull CBBC May 2015 C	0.2500	24,280 per 20,000 units	24,580 per 20,000 units	2015/05/28	100,000,000	2015/02/25
63299	Standard Chartered Bank	HSI R Bull CBBC May 2015 D	0.2500	24,530 per 15,000 units	24,730 per 15,000 units	2015/05/28	100,000,000	2015/02/25
63280	SGA Societe Generale Acceptance N.V.	HSI R Bull CBBC Oct15 X	0.2500	24,608 per 10,000 units	24,708 per 10,000 units	2015/10/29	200,000,000	2015/02/25
63278	SGA Societe Generale Acceptance N.V.	HSI R Bull CBBC Dec15 A	0.2500	24,000 per 20,000 units	24,100 per 20,000 units	2015/12/30	400,000,000	2015/02/25
63281	SGA Societe Generale Acceptance N.V.	HSI R Bear CBBC Jun15 J	0.2500	24,838 per 10,000 units	24,738 per 10,000 units	2015/06/29	200,000,000	2015/02/25
63328	UBS AG	HSI R Bull CBBC Jun 2015 R	0.2500	24,485 per 12,000 units	24,735 per 12,000 units	2015/06/29	200,000,000	2015/02/25
63318	UBS AG	HSI R Bull CBBC Aug 2015 W	0.2500	24,400 per 10,000 units	24,600 per 10,000 units	2015/08/28	200,000,000	2015/02/25
63289	UBS AG	HSI R Bear CBBC May 2015 G	0.2500	25,500 per 10,000 units	25,300 per 10,000 units	2015/05/28	200,000,000	2015/02/25
63283	UBS AG	HSI R Bear CBBC May 2015 T	0.2500	24,933 per 12,000 units	24,683 per 12,000 units	2015/05/28	200,000,000	2015/02/25
63285	UBS AG	HSI R Bear CBBC May 2015 Y	0.2500	26,100 per 10,000 units	25,900 per 10,000 units	2015/05/28	200,000,000	2015/02/25
63287	UBS AG	HSI R Bear CBBC Jun 2015 G	0.2500	25,850 per 10,000 units	25,650 per 10,000 units	2015/06/29	200,000,000	2015/02/25
63282	UBS AG	HSI R Bear CBBC Jun 2015 T	0.2500	24,950 per 10,000 units	24,750 per 10,000 units	2015/06/29	200,000,000	2015/02/25
63391	BNP Paribas Arbit Issu B.V.	HSI R Bull CBBC Dec 2015 B	0.2500	24,600 per 10,000 units	24,800 per 10,000 units	2015/12/30	200,000,000	2015/02/26
63370	BNP Paribas Arbit Issu B.V.	HSI R Bear CBBC Jun 2015 X	0.2500	25,000 per 10,000 units	24,800 per 10,000 units	2015/06/29	200,000,000	2015/02/26
63375	Credit Suisse AG	HSI R Bull CBBC Jul 2015 W	0.2500	24,500 per 10,000 units	24,700 per 10,000 units	2015/07/30	238,000,000	2015/02/26
63408	Credit Suisse AG	HSI R Bull CBBC Sep 2015 T	0.2500	24,580 per 12,000 units	24,820 per 12,000 units	2015/09/29	238,000,000	2015/02/26
63374	Credit Suisse AG	HSI R Bear CBBC Jun 2015 A	0.2500	25,175 per 10,000 units	24,975 per 10,000 units	2015/06/29	238,000,000	2015/02/26
63373	Credit Suisse AG	HSI R Bear CBBC Jun 2015 Y	0.2500	25,050 per 10,000 units	24,850 per 10,000 units	2015/06/29	238,000,000	2015/02/26
63372	Credit Suisse AG	HSI R Bear CBBC Jun 2015 Z	0.2500	24,977 per 12,000 units	24,727 per 12,000 units	2015/06/29	238,000,000	2015/02/26
63390	J P Morgan SP BV	HSI R Bull CBBC Oct 2015 C	0.2500	24,620 per 20,000 units	24,820 per 20,000 units	2015/10/29	200,000,000	2015/02/26
63415	J P Morgan SP BV	HSI R Bull CBBC Oct 2015 D	0.2500	24,188 per 10,000 units	24,388 per 10,000 units	2015/10/29	200,000,000	2015/02/26
63351	J P Morgan SP BV	HSI R Bear CBBC May 2015 R	0.2500	25,000 per 10,000 units	24,800 per 10,000 units	2015/05/28	200,000,000	2015/02/26
63418	J P Morgan SP BV	HSI R Bear CBBC May 2015 U	0.2500	25,750 per 10,000 units	25,550 per 10,000 units	2015/05/28	200,000,000	2015/02/26
63376	Standard Chartered Bank	HSI R Bear CBBC May 2015 G	0.2500	24,980 per 15,000 units	24,780 per 15,000 units	2015/05/28	100,000,000	2015/02/26
63377	Standard Chartered Bank	HSI R Bear CBBC May 2015 I	0.2500	25,980 per 15,000 units	25,780 per 15,000 units	2015/05/28	100,000,000	2015/02/26
63403	UBS AG	HSI R Bull CBBC Jul 2015 R	0.2500	24,620 per 10,000 units	24,820 per 10,000 units	2015/07/30	200,000,000	2015/02/26
63392	UBS AG	HSI R Bull CBBC Aug 2015 X	0.2500	24,500 per 10,000 units	24,700 per 10,000 units	2015/08/28	200,000,000	2015/02/26
63380	UBS AG	HSI R Bear CBBC May 2015 A	0.2500	25,050 per 10,000 units	24,850 per 10,000 units	2015/05/28	200,000,000	2015/02/26
63387	UBS AG	HSI R Bear CBBC May 2015 K	0.2500	24,977 per 12,000 units	24,727 per 12,000 units	2015/05/28	200,000,000	2015/02/26
63446	Credit Suisse AG	HSI R Bull CBBC Sep 2015 U	0.2500	24,550 per 10,000 units	24,750 per 10,000 units	2015/09/29	238,000,000	2015/02/27
63447	Credit Suisse AG	HSI R Bull CBBC Sep 2015 V	0.2500	24,582 per 12,000 units	24,832 per 12,000 units	2015/09/29	238,000,000	2015/02/27
63444	Credit Suisse AG	HSI R Bear CBBC May 2015 C	0.2500	24,985 per 10,000 units	24,785 per 10,000 units	2015/05/28	238,000,000	2015/02/27
63445	Credit Suisse AG	HSI R Bear CBBC May 2015 K	0.2500	25,122 per 10,000 units	24,922 per 10,000 units	2015/05/28	238,000,000	2015/02/27
63420	Bank of East Asia	China Mobile R Bear CBBC Jan 2016 B	0.2500	121.50 per 100 units	119 per 100 units	2016/01/22	50,000,000	2015/02/27
63424	J P Morgan SP BV	HSI R Bull CBBC Aug 2015 L	0.2500	24,500 per 10,000 units	24,700 per 10,000 units	2015/08/28	200,000,000	2015/02/27

Newly listed callable bull/bear contracts (continued)

Code	Issuer	Name of issue	Issue prices (HK\$)	Strike price (HKD) / Strike level per 10 units	Call price (HKD) / Call level per 10 units	Expiry date	No. of issue (units)	Listing date
63448	J P Morgan SP BV	HSI R Bear CBBC May 2015 A	0.2500	25,988 per 10,000 units	25,788 per 10,000 units	2015/05/28	200,000,000	2015/02/27
63422	J P Morgan SP BV	HSI R Bear CBBC May 2015 X	0.2500	25,150 per 10,000 units	24,950 per 10,000 units	2015/05/28	200,000,000	2015/02/27
63423	J P Morgan SP BV	HSI R Bear CBBC May 2015 Y	0.2500	26,500 per 10,000 units	26,300 per 10,000 units	2015/05/28	200,000,000	2015/02/27
63436	Standard Chartered Bank	HSI R Bull CBBC May 2015 E	0.2500	24,480 per 20,000 units	24,780 per 20,000 units	2015/05/28	100,000,000	2015/02/27
63442	Standard Chartered Bank	HSI R Bear CBBC May 2015 J	0.2500	25,130 per 20,000 units	24,830 per 20,000 units	2015/05/28	100,000,000	2015/02/27
63428	SGA Societe Generale Acceptance N.V.	HSI R Bull CBBC Nov15 G	0.2500	24,658 per 10,000 units	24,758 per 10,000 units	2015/11/27	200,000,000	2015/02/27
63429	SGA Societe Generale Acceptance N.V.	HSI R Bear CBBC Jul15 F	0.2500	24,888 per 10,000 units	24,788 per 10,000 units	2015/07/30	200,000,000	2015/02/27
63450	UBS AG	HSI R Bull CBBC Aug 2015 Q	0.2500	24,582 per 12,000 units	24,832 per 12,000 units	2015/08/28	200,000,000	2015/02/27
63449	UBS AG	HSI R Bull CBBC Sep 2015 C	0.2500	24,550 per 10,000 units	24,750 per 10,000 units	2015/09/29	200,000,000	2015/02/27
63435	UBS AG	HSI R Bear CBBC May 2015 E	0.2500	25,035 per 12,000 units	24,785 per 12,000 units	2015/05/28	200,000,000	2015/02/27
63433	UBS AG	HSI R Bear CBBC May 2015 M	0.2500	25,600 per 10,000 units	25,400 per 10,000 units	2015/05/28	200,000,000	2015/02/27
63431	UBS AG	HSI R Bear CBBC May 2015 N	0.2500	26,500 per 10,000 units	26,300 per 10,000 units	2015/05/28	200,000,000	2015/02/27
63432	UBS AG	HSI R Bear CBBC May 2015 P	0.2500	26,350 per 10,000 units	26,150 per 10,000 units	2015/05/28	200,000,000	2015/02/27
63434	UBS AG	HSI R Bear CBBC May 2015 W	0.2500	25,000 per 10,000 units	24,800 per 10,000 units	2015/05/28	200,000,000	2015/02/27
63453	BNP Paribas Arbit Issu B.V.	HSI R Bear CBBC Jul 2015 P	0.2500	25,100 per 10,000 units	24,900 per 10,000 units	2015/07/30	200,000,000	2015/03/02
63511	Credit Suisse AG	HSI R Bull CBBC Aug 2015 R	0.2500	24,600 per 10,000 units	24,800 per 10,000 units	2015/08/28	238,000,000	2015/03/02
63518	Credit Suisse AG	HSI R Bull CBBC Aug 2015 Z	0.2500	24,422 per 10,000 units	24,622 per 10,000 units	2015/08/28	238,000,000	2015/03/02
63539	Credit Suisse AG	HSI R Bear CBBC Jun 2015 B	0.2500	25,100 per 10,000 units	24,900 per 10,000 units	2015/06/29	238,000,000	2015/03/02
63541	Credit Suisse AG	HSI R Bear CBBC Jun 2015 D	0.2500	25,066 per 12,000 units	24,826 per 12,000 units	2015/06/29	238,000,000	2015/03/02
63457	HK Bank	China Mobile R Bull CBBC Nov 2015 E	0.2500	102.68 per 100 units	104.68 per 100 units	2015/11/02	120,000,000	2015/03/02
63454	HK Bank	Sinopec Corp R Bull CBBC Nov 2015 C	0.2500	5.9300	6.2300	2015/11/09	80,000,000	2015/03/02
63456	HK Bank	A50 R Bull CBBC Jan 2016 R	0.2500	11.9800	12.1800	2016/01/18	200,000,000	2015/03/02
63455	HK Bank	A50 R Bull CBBC Feb 2016 E	0.2500	10.8800	11.0800	2016/02/01	200,000,000	2015/03/02
63461	HK Bank	HSI R Bull CBBC Nov 2015 I	0.2500	24,088 per 15,000 units	24,288 per 15,000 units	2015/11/27	100,000,000	2015/03/02
63474	HK Bank	HSI R Bull CBBC Nov 2015 J	0.2500	24,588 per 15,000 units	24,788 per 15,000 units	2015/11/27	100,000,000	2015/03/02
63476	HK Bank	HSI R Bear CBBC Nov 2015 G	0.2500	25,988 per 15,000 units	25,788 per 15,000 units	2015/11/27	100,000,000	2015/03/02
63480	HK Bank	PetCh R Bull CBBC Dec 2015 C	0.2500	8.0800	8.4800	2015/12/07	60,000,000	2015/03/02
63492	J P Morgan SP BV	HSI R Bull CBBC Aug 2015 Q	0.2500	24,600 per 10,000 units	24,800 per 10,000 units	2015/08/28	200,000,000	2015/03/02
63589	J P Morgan SP BV	HSI R Bull CBBC Sep 2015 Q	0.2500	24,350 per 10,000 units	24,550 per 10,000 units	2015/09/29	200,000,000	2015/03/02
63564	J P Morgan SP BV	HSI R Bear CBBC Jun 2015 O	0.2500	25,428 per 10,000 units	25,228 per 10,000 units	2015/06/29	200,000,000	2015/03/02
63571	J P Morgan SP BV	HSI R Bear CBBC Jul 2015 A	0.2500	26,100 per 10,000 units	25,900 per 10,000 units	2015/07/30	200,000,000	2015/03/02
63502	Standard Chartered Bank	HSI R Bull CBBC Jun 2015 O	0.2500	24,530 per 20,000 units	24,830 per 20,000 units	2015/06/29	100,000,000	2015/03/02
63503	Standard Chartered Bank	HSI R Bear CBBC Jun 2015 F	0.2500	26,380 per 20,000 units	26,080 per 20,000 units	2015/06/29	100,000,000	2015/03/02
63484	SGA Societe Generale Acceptance N.V.	HSI R Bull CBBC Oct15 Y	0.2500	24,708 per 10,000 units	24,808 per 10,000 units	2015/10/29	200,000,000	2015/03/02
63485	SGA Societe Generale Acceptance N.V.	HSI R Bear CBBC Jun15 K	0.2500	24,988 per 10,000 units	24,888 per 10,000 units	2015/06/29	200,000,000	2015/03/02
63544	UBS AG	HSI R Bull CBBC Aug 2015 Y	0.2500	24,636 per 10,000 units	24,836 per 10,000 units	2015/08/28	200,000,000	2015/03/02
63550	UBS AG	HSI R Bear CBBC Jun 2015 W	0.2500	25,100 per 10,000 units	24,900 per 10,000 units	2015/06/29	200,000,000	2015/03/02
63559	UBS AG	HSI R Bear CBBC Jun 2015 X	0.2500	25,076 per 12,000 units	24,826 per 12,000 units	2015/06/29	200,000,000	2015/03/02
63646	BNP Paribas Arbit Issu B.V.	HSI R Bear CBBC Jul 2015 Q	0.2500	24,900 per 10,000 units	24,700 per 10,000 units	2015/07/30	200,000,000	2015/03/03
63590	Credit Suisse AG	HSI R Bull CBBC Oct 2015 D	0.2500	24,586 per 12,000 units	24,836 per 12,000 units	2015/10/29	238,000,000	2015/03/03
63616	Credit Suisse AG	HSI R Bull CBBC Oct 2015 E	0.2500	24,497 per 10,000 units	24,707 per 10,000 units	2015/10/29	238,000,000	2015/03/03
63652	Credit Suisse AG	HSI R Bear CBBC Jul 2015 O	0.2500	25,000 per 10,000 units	24,800 per 10,000 units	2015/07/30	238,000,000	2015/03/03
63653	Credit Suisse AG	HSI R Bear CBBC Jul 2015 P	0.2500	24,935 per 12,000 units	24,695 per 12,000 units	2015/07/30	238,000,000	2015/03/03

Newly listed callable bull/bear contracts (continued)

Code	Issuer	Name of issue	Issue prices (HK\$)	Strike price (HKD) / Strike level per 10 units	Call price (HKD) / Call level per 10 units	Expiry date	No. of issue (units)	Listing date
63654	J P Morgan SP BV	HSCEI R Bull CBBC Sep 2015 A	0.2500	11,600 per 10,000 units	11,800 per 10,000 units	2015/09/29	100,000,000	2015/03/03
63657	J P Morgan SP BV	HSI R Bull CBBC Oct 2015 E	0.2500	24,488 per 10,000 units	24,688 per 10,000 units	2015/10/29	200,000,000	2015/03/03
63637	J P Morgan SP BV	HSI R Bear CBBC Jun 2015 P	0.2500	24,900 per 10,000 units	24,700 per 10,000 units	2015/06/29	200,000,000	2015/03/03
63669	J P Morgan SP BV	HSI R Bear CBBC Jun 2015 Q	0.2500	25,100 per 10,000 units	24,900 per 10,000 units	2015/06/29	200,000,000	2015/03/03
63636	UBS AG	HSI R Bull CBBC Sep 2015 D	0.2500	24,600 per 10,000 units	24,800 per 10,000 units	2015/09/29	200,000,000	2015/03/03
63650	UBS AG	HSI R Bear CBBC Jun 2015 Y	0.2500	24,900 per 10,000 units	24,700 per 10,000 units	2015/06/29	200,000,000	2015/03/03
63795	BNP Paribas Arbit Issu B.V.	HSI R Bull CBBC Nov 2015 K	0.2500	24,500 per 10,000 units	24,700 per 10,000 units	2015/11/27	200,000,000	2015/03/04
63725	Credit Suisse AG	China Mobile R Bull CBBC Sep 2015 A	0.2500	98 per 100 units	100.30 per 100 units	2015/09/30	60,000,000	2015/03/04
63733	Credit Suisse AG	China Mobile R Bull CBBC Sep 2015 B	0.2500	93 per 100 units	95.30 per 100 units	2015/09/30	60,000,000	2015/03/04
63734	Credit Suisse AG	China Mobile R Bear CBBC Jul 2015 A	0.2500	115.10 per 100 units	112.60 per 100 units	2015/07/31	60,000,000	2015/03/04
63754	Credit Suisse AG	China Mobile R Bear CBBC Jul 2015 B	0.2500	121.10 per 100 units	118.60 per 100 units	2015/07/31	60,000,000	2015/03/04
63710	Credit Suisse AG	HKEx R Bull CBBC Sep 2015 A	0.2500	165.30 per 100 units	170.30 per 100 units	2015/09/30	60,000,000	2015/03/04
63717	Credit Suisse AG	HKEx R Bull CBBC Sep 2015 B	0.2500	158.30 per 100 units	163.30 per 100 units	2015/09/30	60,000,000	2015/03/04
63719	Credit Suisse AG	HKEx R Bear CBBC Jul 2015 A	0.2500	189.60 per 100 units	184.60 per 100 units	2015/07/31	60,000,000	2015/03/04
63724	Credit Suisse AG	HKEx R Bear CBBC Jul 2015 B	0.2500	196.60 per 100 units	191.60 per 100 units	2015/07/31	60,000,000	2015/03/04
63768	Credit Suisse AG	HSI R Bull CBBC Oct 2015 F	0.2500	24,656 per 10,000 units	24,856 per 10,000 units	2015/10/29	238,000,000	2015/03/04
63775	Credit Suisse AG	HSI R Bull CBBC Oct 2015 G	0.2500	24,466 per 10,000 units	24,666 per 10,000 units	2015/10/29	238,000,000	2015/03/04
63708	Credit Suisse AG	HSI R Bear CBBC Jul 2015 Q	0.2500	24,999 per 12,000 units	24,751 per 12,000 units	2015/07/30	238,000,000	2015/03/04
63709	Credit Suisse AG	HSI R Bear CBBC Jul 2015 R	0.2500	25,088 per 10,000 units	24,888 per 10,000 units	2015/07/30	238,000,000	2015/03/04
63689	HK Bank	CC Bank R Bear CBBC Feb 2016 A	0.2500	6.9800	6.8800	2016/02/01	40,000,000	2015/03/04
63680	HK Bank	Minsheng Bank R Bull CBBC Nov 2015 E	0.2500	8.6300	8.8800	2015/11/02	40,000,000	2015/03/04
63677	HK Bank	CNOOC R Bear CBBC Nov 2015 A	0.2500	12.8800	12.3800	2015/11/30	40,000,000	2015/03/04
63705	HK Bank	Galaxy Ent R Bear CBBC Dec 2015 C	0.2500	44.77 per 100 units	42.77 per 100 units	2015/12/07	60,000,000	2015/03/04
63674	HK Bank	HKEx R Bull CBBC Dec 2015 A	0.2500	163.88 per 100 units	168.88 per 100 units	2015/12/14	60,000,000	2015/03/04
63679	HK Bank	HSI R Bull CBBC Oct 2015 M	0.2500	23,988 per 15,000 units	24,188 per 15,000 units	2015/10/29	100,000,000	2015/03/04
63701	HK Bank	HSI R Bear CBBC Nov 2015 H	0.2500	24,988 per 15,000 units	24,788 per 15,000 units	2015/11/27	100,000,000	2015/03/04
63703	HK Bank	Sands China R Bear CBBC Nov 2015 C	0.2500	41.28 per 100 units	39.28 per 100 units	2015/11/09	60,000,000	2015/03/04
63695	HK Bank	TCH R Bull CBBC Oct 2015 G	0.2500	127.88 per 100 units	129.88 per 100 units	2015/10/26	100,000,000	2015/03/04
63700	HK Bank	TCH R Bull CBBC Dec 2015 F	0.2500	129.88 per 100 units	131.88 per 100 units	2015/12/07	100,000,000	2015/03/04
63776	J P Morgan SP BV	HSI R Bull CBBC Oct 2015 F	0.2500	23,828 per 10,000 units	24,028 per 10,000 units	2015/10/29	200,000,000	2015/03/04
63794	J P Morgan SP BV	HSI R Bull CBBC Oct 2015 G	0.2500	24,250 per 10,000 units	24,450 per 10,000 units	2015/10/29	200,000,000	2015/03/04
63787	J P Morgan SP BV	HSI R Bear CBBC Jun 2015 R	0.2500	25,228 per 10,000 units	25,028 per 10,000 units	2015/06/29	200,000,000	2015/03/04
63788	J P Morgan SP BV	HSI R Bear CBBC Jun 2015 S	0.2500	24,988 per 10,000 units	24,788 per 10,000 units	2015/06/29	200,000,000	2015/03/04
63706	SGA Societe Generale Acceptance N.V.	HSI R Bull CBBC Oct15 Z	0.2500	24,608 per 10,000 units	24,708 per 10,000 units	2015/10/29	200,000,000	2015/03/04
63800	UBS AG	HSBC R Bear CBBC Jul 2015 A	0.2500	78.80 per 100 units	76 per 100 units	2015/07/27	100,000,000	2015/03/04
63798	UBS AG	HSI R Bull CBBC Sep 2015 E	0.2500	24,650 per 10,000 units	24,850 per 10,000 units	2015/09/29	200,000,000	2015/03/04
63797	UBS AG	HSI R Bear CBBC Jun 2015 D	0.2500	24,979 per 10,000 units	24,779 per 10,000 units	2015/06/29	200,000,000	2015/03/04
63796	UBS AG	Sands China R Bull CBBC Oct 2015 A	0.2500	30.08 per 100 units	32.88 per 100 units	2015/10/26	50,000,000	2015/03/04
63799	UBS AG	Tencent R Bear CBBC Jul 2015 A	0.2500	148 per 100 units	145 per 100 units	2015/07/27	100,000,000	2015/03/04
63855	BNP Paribas Arbit Issu B.V.	HSI R Bull CBBC Nov 2015 L	0.2500	24,700 per 10,000 units	24,900 per 10,000 units	2015/11/27	200,000,000	2015/03/05
63857	BNP Paribas Arbit Issu B.V.	HSI R Bull CBBC Nov 2015 M	0.2500	24,600 per 10,000 units	24,800 per 10,000 units	2015/11/27	200,000,000	2015/03/05
63816	BNP Paribas Arbit Issu B.V.	HSI R Bear CBBC Jul 2015 R	0.2500	25,000 per 10,000 units	24,800 per 10,000 units	2015/07/30	200,000,000	2015/03/05
63852	Credit Suisse AG	HSI R Bull CBBC Aug 2015 E	0.2500	24,732 per 12,000 units	24,972 per 12,000 units	2015/08/28	238,000,000	2015/03/05

Newly listed callable bull/bear contracts (continued)

Code	Issuer	Name of issue	Issue prices (HK\$)	Strike price (HKD) / Strike level per 10 units	Call price (HKD) / Call level per 10 units	Expiry date	No. of issue (units)	Listing date
63851	Credit Suisse AG	HSI R Bull CBBC Aug 2015 Y	0.2500	24,622 per 10,000 units	24,822 per 10,000 units	2015/08/28	238,000,000	2015/03/05
63821	Credit Suisse AG	HSI R Bear CBBC Jun 2015 E	0.2500	25,029 per 12,000 units	24,779 per 12,000 units	2015/06/29	238,000,000	2015/03/05
63824	Credit Suisse AG	HSI R Bear CBBC Jun 2015 Q	0.2500	25,050 per 10,000 units	24,850 per 10,000 units	2015/06/29	238,000,000	2015/03/05
63825	Credit Suisse AG	HSI R Bear CBBC Jun 2015 R	0.2500	25,177 per 10,000 units	24,977 per 10,000 units	2015/06/29	238,000,000	2015/03/05
63812	Bank of East Asia	A50 China R Bull CBBC Feb 2016 B	0.2500	11.2800	11.5800	2016/02/25	50,000,000	2015/03/05
63815	Bank of East Asia	Galaxy Ent R Bear CBBC Jan 2016 A	0.2500	50 per 100 units	48 per 100 units	2016/01/26	150,000,000	2015/03/05
63807	Bank of East Asia	HKEEx R Bull CBBC Nov 2015 A	0.2500	165.80 per 100 units	169.80 per 100 units	2015/11/26	40,000,000	2015/03/05
63808	Bank of East Asia	TCH R Bull CBBC Nov 2015 B	0.2500	125 per 100 units	128 per 100 units	2015/11/12	40,000,000	2015/03/05
63849	J P Morgan SP BV	HSI R Bull CBBC Oct 2015 H	0.2500	24,750 per 10,000 units	24,950 per 10,000 units	2015/10/29	200,000,000	2015/03/05
63850	J P Morgan SP BV	HSI R Bull CBBC Oct 2015 I	0.2500	24,450 per 20,000 units	24,650 per 20,000 units	2015/10/29	200,000,000	2015/03/05
63862	Standard Chartered Bank	Sands China R Bull CBBC Dec 2015 A	0.2500	26 per 100 units	28 per 100 units	2015/12/24	50,000,000	2015/03/05
63863	Standard Chartered Bank	Sands China R Bear CBBC Dec 2015 A	0.2500	42.50 per 100 units	40 per 100 units	2015/12/17	50,000,000	2015/03/05
63830	SGA Societe Generale Acceptance N.V.	HSI R Bull CBBC Nov15 H	0.2500	24,858 per 10,000 units	24,958 per 10,000 units	2015/11/27	200,000,000	2015/03/05
63848	SGA Societe Generale Acceptance N.V.	HSI R Bear CBBC Jul15 G	0.2500	25,088 per 10,000 units	24,988 per 10,000 units	2015/07/30	200,000,000	2015/03/05
63854	UBS AG	HSI R Bull CBBC Jul 2015 Z	0.2500	24,722 per 12,000 units	24,972 per 12,000 units	2015/07/30	200,000,000	2015/03/05
63853	UBS AG	HSI R Bull CBBC Sep 2015 F	0.2500	24,700 per 10,000 units	24,900 per 10,000 units	2015/09/29	200,000,000	2015/03/05
63818	UBS AG	HSI R Bear CBBC Jun 2015 C	0.2500	25,050 per 10,000 units	24,850 per 10,000 units	2015/06/29	200,000,000	2015/03/05
63918	BNP Paribas Arbit Issu B.V.	HSI R Bull CBBC Nov 2015 N	0.2500	24,800 per 10,000 units	25,000 per 10,000 units	2015/11/27	200,000,000	2015/03/06
63869	BNP Paribas Arbit Issu B.V.	HSI R Bear CBBC Jul 2015 S	0.2500	25,300 per 10,000 units	25,100 per 10,000 units	2015/07/30	200,000,000	2015/03/06
63878	BNP Paribas Arbit Issu B.V.	HSI R Bear CBBC Jul 2015 T	0.2500	25,200 per 10,000 units	25,000 per 10,000 units	2015/07/30	200,000,000	2015/03/06
63919	BNP Paribas Arbit Issu B.V.	HSI R Bear CBBC Jul 2015 U	0.2500	26,800 per 10,000 units	26,600 per 10,000 units	2015/07/30	200,000,000	2015/03/06
63920	BNP Paribas Arbit Issu B.V.	HSI R Bear CBBC Jul 2015 V	0.2500	27,200 per 10,000 units	27,000 per 10,000 units	2015/07/30	200,000,000	2015/03/06
63970	Credit Suisse AG	HSI R Bull CBBC Sep 2015 W	0.2500	24,700 per 10,000 units	24,900 per 10,000 units	2015/09/29	238,000,000	2015/03/06
63971	Credit Suisse AG	HSI R Bull CBBC Sep 2015 X	0.2500	24,791 per 12,000 units	25,041 per 12,000 units	2015/09/29	238,000,000	2015/03/06
63977	Credit Suisse AG	HSI R Bull CBBC Sep 2015 Y	0.2500	24,577 per 10,000 units	24,777 per 10,000 units	2015/09/29	238,000,000	2015/03/06
63910	Credit Suisse AG	HSI R Bear CBBC Jul 2015 T	0.2500	25,200 per 10,000 units	25,000 per 10,000 units	2015/07/30	238,000,000	2015/03/06
63911	Credit Suisse AG	HSI R Bear CBBC Jul 2015 U	0.2500	25,300 per 10,000 units	25,100 per 10,000 units	2015/07/30	238,000,000	2015/03/06
63974	Credit Suisse AG	HSI R Bear CBBC Jul 2015 V	0.2500	25,064 per 12,000 units	24,824 per 12,000 units	2015/07/30	238,000,000	2015/03/06
63917	J P Morgan SP BV	HSI R Bull CBBC Sep 2015 R	0.2500	24,841 per 10,000 units	25,041 per 10,000 units	2015/09/29	200,000,000	2015/03/06
63992	J P Morgan SP BV	HSI R Bull CBBC Oct 2015 J	0.2500	24,588 per 10,000 units	24,788 per 10,000 units	2015/10/29	200,000,000	2015/03/06
63913	J P Morgan SP BV	HSI R Bear CBBC Jun 2015 U	0.2500	25,200 per 10,000 units	25,000 per 10,000 units	2015/06/29	200,000,000	2015/03/06
63934	Standard Chartered Bank	China Life R Bull CBBC Dec 2015 A	0.4000	30.3800	31.3800	2015/12/01	50,000,000	2015/03/06
63939	Standard Chartered Bank	China Life R Bear CBBC Nov 2015 A	0.4000	35.3800	34.3800	2015/11/23	50,000,000	2015/03/06
63936	Standard Chartered Bank	CNOOC R Bear CBBC Dec 2015 A	0.2500	12.8000	12.0000	2015/12/03	50,000,000	2015/03/06
63925	Standard Chartered Bank	Galaxy Ent R Bull CBBC Nov 2015 B	0.2500	31.88 per 100 units	33.88 per 100 units	2015/11/18	50,000,000	2015/03/06
63929	Standard Chartered Bank	Galaxy Ent R Bear CBBC Sep 2015 B	0.2500	44 per 100 units	42 per 100 units	2015/09/02	50,000,000	2015/03/06
63921	Standard Chartered Bank	HSBC R Bull CBBC Nov 2015 B	0.2500	64.08 per 100 units	66.88 per 100 units	2015/11/11	50,000,000	2015/03/06
63924	Standard Chartered Bank	HSBC R Bear CBBC Oct 2015 A	0.2500	75.30 per 100 units	72.50 per 100 units	2015/10/05	50,000,000	2015/03/06
63901	Standard Chartered Bank	HSI R Bear CBBC Jun 2015 G	0.2500	25,280 per 20,000 units	24,980 per 20,000 units	2015/06/29	100,000,000	2015/03/06
63914	SGA Societe Generale Acceptance N.V.	HSI R Bull CBBC Oct15 B	0.2500	24,908 per 10,000 units	25,008 per 10,000 units	2015/10/29	200,000,000	2015/03/06
63916	SGA Societe Generale Acceptance N.V.	HSI R Bear CBBC Jun15 L	0.2500	25,188 per 10,000 units	25,088 per 10,000 units	2015/06/29	200,000,000	2015/03/06
63988	UBS AG	HSI R Bull CBBC Aug 2015 B	0.2500	24,750 per 10,000 units	24,950 per 10,000 units	2015/08/28	200,000,000	2015/03/06
63990	UBS AG	HSI R Bull CBBC Sep 2015 G	0.2500	24,840 per 10,000 units	25,040 per 10,000 units	2015/09/29	200,000,000	2015/03/06

Newly listed callable bull/bear contracts (continued)

Code	Issuer	Name of issue	Issue prices (HK\$)	Strike price (HKD) / Strike level per 10 units	Call price (HKD) / Call level per 10 units	Expiry date	No. of issue (units)	Listing date
63979	UBS AG	HSI R Bear CBBC Jun 2015 B	0.2500	25,024 per 10,000 units	24,824 per 10,000 units	2015/06/29	200,000,000	2015/03/06
63880	UBS AG	HSI R Bear CBBC Jun 2015 F	0.2500	25,300 per 10,000 units	25,100 per 10,000 units	2015/06/29	200,000,000	2015/03/06
63894	UBS AG	HSI R Bear CBBC Jun 2015 Q	0.2500	25,150 per 10,000 units	24,950 per 10,000 units	2015/06/29	200,000,000	2015/03/06
64052	BNP Paribas Arbit Issu B.V.	HSI R Bear CBBC Jun 2015 Y	0.2500	25,100 per 10,000 units	24,900 per 10,000 units	2015/06/29	200,000,000	2015/03/09
64071	Credit Suisse AG	HSI R Bull CBBC Sep 2015 D	0.2500	24,637 per 12,000 units	24,887 per 12,000 units	2015/09/29	238,000,000	2015/03/09
64070	Credit Suisse AG	HSI R Bull CBBC Sep 2015 Z	0.2500	24,550 per 10,000 units	24,750 per 10,000 units	2015/09/29	238,000,000	2015/03/09
64036	Credit Suisse AG	HSI R Bear CBBC Jun 2015 F	0.2500	25,028 per 10,000 units	24,828 per 10,000 units	2015/06/29	238,000,000	2015/03/09
64038	Credit Suisse AG	HSI R Bear CBBC Jun 2015 G	0.2500	25,150 per 10,000 units	24,950 per 10,000 units	2015/06/29	238,000,000	2015/03/09
64040	Credit Suisse AG	HSI R Bear CBBC Jun 2015 I	0.2500	25,250 per 10,000 units	25,050 per 10,000 units	2015/06/29	238,000,000	2015/03/09
64026	Credit Suisse AG	HSI R Bear CBBC Aug 2015 F	0.2500	26,400 per 10,000 units	26,200 per 10,000 units	2015/08/28	238,000,000	2015/03/09
64027	Credit Suisse AG	HSI R Bear CBBC Aug 2015 G	0.2500	26,600 per 10,000 units	26,400 per 10,000 units	2015/08/28	238,000,000	2015/03/09
64034	Credit Suisse AG	HSI R Bear CBBC Aug 2015 H	0.2500	26,800 per 10,000 units	26,600 per 10,000 units	2015/08/28	238,000,000	2015/03/09
64035	Credit Suisse AG	HSI R Bear CBBC Sep 2015 A	0.2500	26,466 per 20,000 units	26,066 per 20,000 units	2015/09/29	238,000,000	2015/03/09
64112	J P Morgan SP BV	HSI R Bull CBBC Aug 2015 E	0.2500	24,600 per 10,000 units	24,800 per 10,000 units	2015/08/28	200,000,000	2015/03/09
64119	J P Morgan SP BV	HSI R Bull CBBC Nov 2015 A	0.2500	24,150 per 10,000 units	24,350 per 10,000 units	2015/11/27	200,000,000	2015/03/09
64012	J P Morgan SP BV	HSI R Bear CBBC Jun 2015 V	0.2500	25,088 per 10,000 units	24,888 per 10,000 units	2015/06/29	200,000,000	2015/03/09
64111	J P Morgan SP BV	HSI R Bear CBBC Jun 2015 W	0.2500	25,300 per 10,000 units	25,100 per 10,000 units	2015/06/29	200,000,000	2015/03/09
64122	J P Morgan SP BV	Ping An R Bull CBBC Aug 2015 A	0.2500	76.50 per 100 units	80 per 100 units	2015/08/06	100,000,000	2015/03/09
64132	J P Morgan SP BV	Tencent R Bull CBBC Jul 2015 E	0.2500	126 per 100 units	128.88 per 100 units	2015/07/22	100,000,000	2015/03/09
64061	Standard Chartered Bank	HSI R Bull CBBC Jun 2015 P	0.2500	24,480 per 20,000 units	24,780 per 20,000 units	2015/06/29	100,000,000	2015/03/09
64057	Standard Chartered Bank	HSI R Bear CBBC Jun 2015 H	0.2500	25,130 per 20,000 units	24,830 per 20,000 units	2015/06/29	100,000,000	2015/03/09
64063	SGA Societe Generale Acceptance N.V.	HSI R Bull CBBC Nov15 I	0.2500	24,758 per 10,000 units	24,858 per 10,000 units	2015/11/27	200,000,000	2015/03/09
64066	SGA Societe Generale Acceptance N.V.	HSI R Bear CBBC Jun15 M	0.2500	24,988 per 10,000 units	24,888 per 10,000 units	2015/06/29	200,000,000	2015/03/09
64102	UBS AG	Cheung Kong R Bull CBBC Oct 2015 B	0.2500	142 per 100 units	148 per 100 units	2015/10/19	50,000,000	2015/03/09
64138	UBS AG	HSCEI R Bull CBBC Sep 2015 G	0.2500	11,900 per 10,000 units	12,100 per 10,000 units	2015/09/29	100,000,000	2015/03/09
64079	UBS AG	HSI R Bull CBBC Jul 2015 S	0.2500	24,550 per 10,000 units	24,750 per 10,000 units	2015/07/30	200,000,000	2015/03/09
64082	UBS AG	HSI R Bull CBBC Oct 2015 C	0.2500	24,635 per 12,000 units	24,885 per 12,000 units	2015/10/29	200,000,000	2015/03/09
64051	UBS AG	HSI R Bear CBBC Jun 2015 H	0.2500	25,100 per 10,000 units	24,900 per 10,000 units	2015/06/29	200,000,000	2015/03/09
64043	UBS AG	HSI R Bear CBBC Jun 2015 Z	0.2500	25,250 per 10,000 units	25,050 per 10,000 units	2015/06/29	200,000,000	2015/03/09
64104	UBS AG	Ping An R Bull CBBC Nov 2015 B	0.2500	77.88 per 100 units	80.88 per 100 units	2015/11/23	50,000,000	2015/03/09
64180	Credit Suisse AG	HSI R Bull CBBC Aug 2015 R	0.2500	24,692 per 10,000 units	24,892 per 10,000 units	2015/08/28	238,000,000	2015/03/10
64206	Credit Suisse AG	HSI R Bull CBBC Sep 2015 F	0.2500	24,489 per 10,000 units	24,689 per 10,000 units	2015/09/29	238,000,000	2015/03/10
64181	Credit Suisse AG	HSI R Bear CBBC Jul 2015 W	0.2500	25,100 per 10,000 units	24,900 per 10,000 units	2015/07/30	238,000,000	2015/03/10
64186	Credit Suisse AG	HSI R Bear CBBC Jul 2015 X	0.2500	25,000 per 10,000 units	24,800 per 10,000 units	2015/07/30	238,000,000	2015/03/10
64187	Credit Suisse AG	HSI R Bear CBBC Jul 2015 Y	0.2500	24,944 per 12,000 units	24,703 per 12,000 units	2015/07/30	238,000,000	2015/03/10
64152	HK Bank	AIA R Bull CBBC Dec 2015 A	0.2500	43.08 per 100 units	44.08 per 100 units	2015/12/21	60,000,000	2015/03/10
64157	HK Bank	AIA R Bear CBBC Dec 2015 B	0.2500	54.48 per 100 units	53.48 per 100 units	2015/12/21	40,000,000	2015/03/10
64146	HK Bank	China Life R Bull CBBC Jan 2016 A	0.2500	31.0800	31.6800	2016/01/18	60,000,000	2015/03/10
64147	HK Bank	CSOP A50 ETF R Bull CBBC Jan 2016 S	0.2500	12.7800	12.9800	2016/01/18	200,000,000	2015/03/10
64150	HK Bank	HSCEI R Bull CBBC Nov 2015 C	0.2500	11,688 per 10,000 units	11,888 per 10,000 units	2015/11/27	100,000,000	2015/03/10
64164	HK Bank	HSI R Bull CBBC Oct 2015 N	0.2500	24,687 per 15,000 units	24,887 per 15,000 units	2015/10/29	100,000,000	2015/03/10
64162	HK Bank	HSI R Bull CBBC Nov 2015 K	0.2500	24,288 per 15,000 units	24,488 per 15,000 units	2015/11/27	100,000,000	2015/03/10
64151	HK Bank	Ping An R Bull CBBC Nov 2015 L	0.2500	81.38 per 100 units	83.88 per 100 units	2015/11/30	120,000,000	2015/03/10

Newly listed callable bull/bear contracts (continued)

Code	Issuer	Name of issue	Issue prices (HK\$)	Strike price (HKD) / Strike level per 10 units	Call price (HKD) / Call level per 10 units	Expiry date	No. of issue (units)	Listing date
64167	HK Bank	SHK Ppt R Bull CBBC Jan 2016 A	0.2500	97.18 per 100 units	101.18 per 100 units	2016/01/18	60,000,000	2015/03/10
64177	J P Morgan SP BV	HSI R Bull CBBC Sep 2015 S	0.2500	24,688 per 10,000 units	24,888 per 10,000 units	2015/09/29	200,000,000	2015/03/10
64211	J P Morgan SP BV	HSI R Bull CBBC Nov 2015 B	0.2500	24,028 per 10,000 units	24,228 per 10,000 units	2015/11/27	200,000,000	2015/03/10
64208	J P Morgan SP BV	HSI R Bear CBBC Jun 2015 X	0.2500	24,903 per 10,000 units	24,703 per 10,000 units	2015/06/29	200,000,000	2015/03/10
64209	J P Morgan SP BV	HSI R Bear CBBC Jul 2015 B	0.2500	25,188 per 10,000 units	24,988 per 10,000 units	2015/07/30	200,000,000	2015/03/10
64169	Standard Chartered Bank	HSI R Bull CBBC Jun 2015 Q	0.2500	24,680 per 15,000 units	24,880 per 15,000 units	2015/06/29	100,000,000	2015/03/10
64171	Standard Chartered Bank	HSI R Bear CBBC Jun 2015 I	0.2500	25,280 per 15,000 units	25,080 per 15,000 units	2015/06/29	100,000,000	2015/03/10
64182	Standard Chartered Bank	HSI R Bear CBBC Jun 2015 J	0.2500	24,930 per 15,000 units	24,730 per 15,000 units	2015/06/29	100,000,000	2015/03/10
64198	UBS AG	HSCEI R Bull CBBC Aug 2015 F	0.2500	11,700 per 10,000 units	11,900 per 10,000 units	2015/08/28	100,000,000	2015/03/10
64203	UBS AG	HSI R Bull CBBC Aug 2015 H	0.2500	24,500 per 10,000 units	24,700 per 10,000 units	2015/08/28	200,000,000	2015/03/10
64172	UBS AG	HSI R Bull CBBC Aug 2015 Z	0.2500	24,692 per 10,000 units	24,892 per 10,000 units	2015/08/28	200,000,000	2015/03/10
64192	UBS AG	HSI R Bear CBBC Jun 2015 K	0.2500	25,200 per 10,000 units	25,000 per 10,000 units	2015/06/29	200,000,000	2015/03/10
64194	UBS AG	HSI R Bear CBBC Jun 2015 L	0.2500	24,903 per 10,000 units	24,703 per 10,000 units	2015/06/29	200,000,000	2015/03/10
64243	BNP Paribas Arbit Issu B.V.	HSI R Bull CBBC Dec 2015 C	0.2500	24,300 per 10,000 units	24,500 per 10,000 units	2015/12/30	200,000,000	2015/03/11
64223	BNP Paribas Arbit Issu B.V.	HSI R Bull CBBC Dec 2015 G	0.2500	24,500 per 10,000 units	24,700 per 10,000 units	2015/12/30	200,000,000	2015/03/11
64224	BNP Paribas Arbit Issu B.V.	HSI R Bull CBBC Dec 2015 J	0.2500	24,400 per 10,000 units	24,600 per 10,000 units	2015/12/30	200,000,000	2015/03/11
64247	BNP Paribas Arbit Issu B.V.	HSI R Bear CBBC Jul 2015 W	0.2500	24,900 per 10,000 units	24,700 per 10,000 units	2015/07/30	200,000,000	2015/03/11
64249	BNP Paribas Arbit Issu B.V.	HSI R Bear CBBC Jul 2015 X	0.2500	24,700 per 10,000 units	24,500 per 10,000 units	2015/07/30	200,000,000	2015/03/11
64259	BNP Paribas Arbit Issu B.V.	HSI R Bear CBBC Jul 2015 Y	0.2500	24,800 per 10,000 units	24,600 per 10,000 units	2015/07/30	200,000,000	2015/03/11
64221	Credit Suisse AG	HSI R Bull CBBC Oct 2015 H	0.2500	24,500 per 12,000 units	24,700 per 12,000 units	2015/10/29	238,000,000	2015/03/11
64222	Credit Suisse AG	HSI R Bull CBBC Oct 2015 I	0.2500	24,400 per 10,000 units	24,600 per 10,000 units	2015/10/29	238,000,000	2015/03/11
64239	Credit Suisse AG	HSI R Bull CBBC Oct 2015 J	0.2500	24,300 per 10,000 units	24,500 per 10,000 units	2015/10/29	238,000,000	2015/03/11
64241	Credit Suisse AG	HSI R Bull CBBC Oct 2015 K	0.2500	24,133 per 10,000 units	24,333 per 10,000 units	2015/10/29	238,000,000	2015/03/11
64242	Credit Suisse AG	HSI R Bear CBBC Jun 2015 H	0.2500	24,927 per 10,000 units	24,727 per 10,000 units	2015/06/29	238,000,000	2015/03/11
64260	Credit Suisse AG	HSI R Bear CBBC Jun 2015 J	0.2500	24,850 per 10,000 units	24,650 per 10,000 units	2015/06/29	238,000,000	2015/03/11
64266	Credit Suisse AG	HSI R Bear CBBC Jun 2015 L	0.2500	24,750 per 10,000 units	24,550 per 10,000 units	2015/06/29	238,000,000	2015/03/11
64269	Credit Suisse AG	HSI R Bear CBBC Jun 2015 U	0.2500	24,706 per 12,000 units	24,466 per 12,000 units	2015/06/29	238,000,000	2015/03/11
64216	J P Morgan SP BV	HSI R Bull CBBC Sep 2015 T	0.2500	24,500 per 10,000 units	24,700 per 10,000 units	2015/09/29	200,000,000	2015/03/11
64248	J P Morgan SP BV	HSI R Bull CBBC Nov 2015 C	0.2500	24,300 per 10,000 units	24,500 per 10,000 units	2015/11/27	200,000,000	2015/03/11
64274	J P Morgan SP BV	HSI R Bear CBBC Jun 2015 Y	0.2500	24,666 per 10,000 units	24,466 per 10,000 units	2015/06/29	200,000,000	2015/03/11
64275	J P Morgan SP BV	HSI R Bear CBBC Jun 2015 Z	0.2500	24,800 per 10,000 units	24,600 per 10,000 units	2015/06/29	200,000,000	2015/03/11
64276	J P Morgan SP BV	HSI R Bear CBBC Jul 2015 C	0.2500	25,100 per 10,000 units	24,900 per 10,000 units	2015/07/30	200,000,000	2015/03/11
64235	Standard Chartered Bank	HSI R Bull CBBC Jun 2015 N	0.2500	24,280 per 20,000 units	24,580 per 20,000 units	2015/06/29	100,000,000	2015/03/11
64238	Standard Chartered Bank	HSI R Bull CBBC Jun 2015 R	0.2500	24,330 per 15,000 units	24,530 per 15,000 units	2015/06/29	100,000,000	2015/03/11
64236	Standard Chartered Bank	HSI R Bear CBBC Jun 2015 K	0.2500	24,980 per 20,000 units	24,680 per 20,000 units	2015/06/29	100,000,000	2015/03/11
64288	Standard Chartered Bank	HSI R Bear CBBC Jun 2015 L	0.2500	24,680 per 15,000 units	24,480 per 15,000 units	2015/06/29	100,000,000	2015/03/11
64229	SGA Societe Generale Acceptance N.V.	HSI R Bull CBBC Oct15 C	0.2500	24,408 per 10,000 units	24,508 per 10,000 units	2015/10/29	200,000,000	2015/03/11
64218	SGA Societe Generale Acceptance N.V.	HSI R Bull CBBC Nov15 J	0.2500	24,558 per 10,000 units	24,658 per 10,000 units	2015/11/27	200,000,000	2015/03/11
64285	SGA Societe Generale Acceptance N.V.	HSI R Bear CBBC Jun15 N	0.2500	24,588 per 10,000 units	24,488 per 10,000 units	2015/06/29	200,000,000	2015/03/11
64219	SGA Societe Generale Acceptance N.V.	HSI R Bear CBBC Jul15 H	0.2500	24,888 per 10,000 units	24,788 per 10,000 units	2015/07/30	200,000,000	2015/03/11
64287	SGA Societe Generale Acceptance N.V.	HSI R Bear CBBC Jul15 I	0.2500	24,738 per 10,000 units	24,638 per 10,000 units	2015/07/30	200,000,000	2015/03/11
64228	UBS AG	HSI R Bull CBBC Jun 2015 D	0.2500	24,452 per 12,000 units	24,702 per 12,000 units	2015/06/29	200,000,000	2015/03/11
64232	UBS AG	HSI R Bull CBBC Jul 2015 T	0.2500	24,250 per 10,000 units	24,450 per 10,000 units	2015/07/30	200,000,000	2015/03/11

Newly listed callable bull/bear contracts (continued)

Code	Issuer	Name of issue	Issue prices (HK\$)	Strike price (HKD) / Strike level per 10 units	Call price (HKD) / Call level per 10 units	Expiry date	No. of issue (units)	Listing date
64227	UBS AG	HSI R Bull CBBC Aug 2015 C	0.2500	24,400 per 10,000 units	24,600 per 10,000 units	2015/08/28	200,000,000	2015/03/11
64282	UBS AG	HSI R Bear CBBC Jun 2015 R	0.2500	24,950 per 10,000 units	24,750 per 10,000 units	2015/06/29	200,000,000	2015/03/11
64283	UBS AG	HSI R Bear CBBC Jun 2015 V	0.2500	24,750 per 10,000 units	24,550 per 10,000 units	2015/06/29	200,000,000	2015/03/11
64284	UBS AG	HSI R Bear CBBC Jul 2015 H	0.2500	24,716 per 12,000 units	24,466 per 12,000 units	2015/07/30	200,000,000	2015/03/11
64336	BNP Paribas Arbit Issu B.V.	HSI R Bull CBBC Dec 2015 B	0.2500	24,100 per 10,000 units	24,300 per 10,000 units	2015/12/30	200,000,000	2015/03/12
64335	BNP Paribas Arbit Issu B.V.	HSI R Bull CBBC Dec 2015 F	0.2500	24,200 per 10,000 units	24,400 per 10,000 units	2015/12/30	200,000,000	2015/03/12
64339	BNP Paribas Arbit Issu B.V.	HSI R Bull CBBC Dec 2015 W	0.2500	24,000 per 10,000 units	24,200 per 10,000 units	2015/12/30	200,000,000	2015/03/12
64390	BNP Paribas Arbit Issu B.V.	HSI R Bear CBBC Jul 2015 C	0.2500	24,500 per 10,000 units	24,300 per 10,000 units	2015/07/30	200,000,000	2015/03/12
64392	BNP Paribas Arbit Issu B.V.	HSI R Bear CBBC Jul 2015 D	0.2500	24,400 per 10,000 units	24,200 per 10,000 units	2015/07/30	200,000,000	2015/03/12
64340	BNP Paribas Arbit Issu B.V.	HSI R Bear CBBC Jul 2015 Z	0.2500	24,600 per 10,000 units	24,400 per 10,000 units	2015/07/30	200,000,000	2015/03/12
64303	Credit Suisse AG	HSI R Bull CBBC Aug 2015 A	0.2500	24,200 per 10,000 units	24,400 per 10,000 units	2015/08/28	238,000,000	2015/03/12
64301	Credit Suisse AG	HSI R Bull CBBC Aug 2015 B	0.2500	24,215 per 12,000 units	24,465 per 12,000 units	2015/08/28	238,000,000	2015/03/12
64305	Credit Suisse AG	HSI R Bull CBBC Aug 2015 F	0.2500	24,050 per 10,000 units	24,250 per 10,000 units	2015/08/28	238,000,000	2015/03/12
64327	Credit Suisse AG	HSI R Bull CBBC Aug 2015 Z	0.2500	23,950 per 10,000 units	24,150 per 10,000 units	2015/08/28	238,000,000	2015/03/12
64365	Credit Suisse AG	HSI R Bull CBBC Oct 2015 L	0.2500	23,799 per 10,000 units	23,999 per 10,000 units	2015/10/29	238,000,000	2015/03/12
64329	Credit Suisse AG	HSI R Bear CBBC Jul 2015 C	0.2500	24,700 per 10,000 units	24,500 per 10,000 units	2015/07/30	238,000,000	2015/03/12
64330	Credit Suisse AG	HSI R Bear CBBC Jul 2015 D	0.2500	24,550 per 10,000 units	24,350 per 10,000 units	2015/07/30	238,000,000	2015/03/12
64361	Credit Suisse AG	HSI R Bear CBBC Jul 2015 E	0.2500	24,477 per 10,000 units	24,277 per 10,000 units	2015/07/30	238,000,000	2015/03/12
64362	Credit Suisse AG	HSI R Bear CBBC Jul 2015 F	0.2500	24,444 per 12,000 units	24,194 per 12,000 units	2015/07/30	238,000,000	2015/03/12
64328	Credit Suisse AG	HSI R Bear CBBC Jul 2015 Z	0.2500	24,800 per 10,000 units	24,600 per 10,000 units	2015/07/30	238,000,000	2015/03/12
64299	J P Morgan SP BV	HSI R Bull CBBC Oct 2015 K	0.2500	24,200 per 10,000 units	24,400 per 10,000 units	2015/10/29	200,000,000	2015/03/12
64367	J P Morgan SP BV	HSI R Bull CBBC Oct 2015 L	0.2500	23,988 per 10,000 units	24,188 per 10,000 units	2015/10/29	200,000,000	2015/03/12
64368	J P Morgan SP BV	HSI R Bull CBBC Nov 2015 D	0.2500	23,488 per 10,000 units	23,688 per 10,000 units	2015/11/27	200,000,000	2015/03/12
64369	J P Morgan SP BV	HSI R Bear CBBC Jun 2015 B	0.2500	24,394 per 10,000 units	24,194 per 10,000 units	2015/06/29	200,000,000	2015/03/12
64375	J P Morgan SP BV	HSI R Bear CBBC Jun 2015 D	0.2500	24,700 per 10,000 units	24,500 per 10,000 units	2015/06/29	200,000,000	2015/03/12
64378	J P Morgan SP BV	HSI R Bear CBBC Jul 2015 D	0.2500	25,000 per 10,000 units	24,800 per 10,000 units	2015/07/30	200,000,000	2015/03/12
64343	Macquarie Bank Ltd.	HSI R Bear CBBC Jul 2015 A	0.2550	25,200 per 10,000 units	25,000 per 10,000 units	2015/07/30	40,000,000	2015/03/12
64345	Macquarie Bank Ltd.	HSI R Bear CBBC Jul 2015 B	0.2500	24,950 per 10,000 units	24,750 per 10,000 units	2015/07/30	40,000,000	2015/03/12
64354	Standard Chartered Bank	HSI R Bull CBBC Jun 2015 M	0.2500	24,030 per 15,000 units	24,230 per 15,000 units	2015/06/29	100,000,000	2015/03/12
64346	Standard Chartered Bank	HSI R Bull CBBC Jun 2015 T	0.2500	24,080 per 20,000 units	24,380 per 20,000 units	2015/06/29	100,000,000	2015/03/12
64356	Standard Chartered Bank	HSI R Bear CBBC Jun 2015 M	0.2500	24,630 per 20,000 units	24,330 per 20,000 units	2015/06/29	100,000,000	2015/03/12
64388	Standard Chartered Bank	HSI R Bear CBBC Jun 2015 N	0.2500	24,780 per 15,000 units	24,580 per 15,000 units	2015/06/29	100,000,000	2015/03/12
64389	Standard Chartered Bank	HSI R Bear CBBC Jun 2015 O	0.2500	24,430 per 15,000 units	24,230 per 15,000 units	2015/06/29	100,000,000	2015/03/12
64308	SGA Societe Generale Acceptance N.V.	HSI R Bull CBBC Oct15 D	0.2500	24,208 per 10,000 units	24,308 per 10,000 units	2015/10/29	200,000,000	2015/03/12
64357	SGA Societe Generale Acceptance N.V.	HSI R Bull CBBC Nov15 K	0.2500	23,608 per 10,000 units	23,708 per 10,000 units	2015/11/27	200,000,000	2015/03/12
64359	SGA Societe Generale Acceptance N.V.	HSI R Bull CBBC Nov15 L	0.2500	24,058 per 10,000 units	24,158 per 10,000 units	2015/11/27	200,000,000	2015/03/12
64317	SGA Societe Generale Acceptance N.V.	HSI R Bear CBBC Jun15 R	0.2500	24,788 per 10,000 units	24,688 per 10,000 units	2015/06/29	200,000,000	2015/03/12
64360	SGA Societe Generale Acceptance N.V.	HSI R Bear CBBC Jun15 S	0.2500	24,388 per 10,000 units	24,288 per 10,000 units	2015/06/29	200,000,000	2015/03/12
64316	SGA Societe Generale Acceptance N.V.	HSI R Bear CBBC Jul15 J	0.2500	24,488 per 10,000 units	24,388 per 10,000 units	2015/07/30	200,000,000	2015/03/12
64323	UBS AG	AIA R Bull CBBC Sep 2015 A	0.2500	42.88 per 100 units	43.88 per 100 units	2015/09/14	100,000,000	2015/03/12
64324	UBS AG	China Mobile R Bear CBBC Aug 2015 B	0.2500	117.50 per 100 units	115 per 100 units	2015/08/10	100,000,000	2015/03/12
64322	UBS AG	HSCEI R Bear CBBC Jun 2015 D	0.2500	12,200 per 10,000 units	12,000 per 10,000 units	2015/06/29	100,000,000	2015/03/12
64307	UBS AG	HSI R Bull CBBC Jul 2015 N	0.2500	24,215 per 12,000 units	24,465 per 12,000 units	2015/07/30	200,000,000	2015/03/12

Newly listed callable bull/bear contracts (continued)

Code	Issuer	Name of issue	Issue prices (HK\$)	Strike price (HKD) / Strike level per 10 units	Call price (HKD) / Call level per 10 units	Expiry date	No. of issue (units)	Listing date
64306	UBS AG	HSI R Bull CBBC Aug 2015 J	0.2500	24,150 per 10,000 units	24,350 per 10,000 units	2015/08/28	200,000,000	2015/03/12
64321	UBS AG	HSI R Bull CBBC Aug 2015 K	0.2500	24,000 per 10,000 units	24,200 per 10,000 units	2015/08/28	200,000,000	2015/03/12
64318	UBS AG	HSI R Bull CBBC Sep 2015 H	0.2750	21,600 per 10,000 units	21,800 per 10,000 units	2015/09/29	200,000,000	2015/03/12
64319	UBS AG	HSI R Bull CBBC Sep 2015 I	0.2500	22,000 per 10,000 units	22,200 per 10,000 units	2015/09/29	200,000,000	2015/03/12
64379	UBS AG	HSI R Bear CBBC Jun 2015 M	0.2500	25,000 per 10,000 units	24,800 per 10,000 units	2015/06/29	200,000,000	2015/03/12
64381	UBS AG	HSI R Bear CBBC Jun 2015 S	0.2500	24,700 per 10,000 units	24,500 per 10,000 units	2015/06/29	200,000,000	2015/03/12
64384	UBS AG	HSI R Bear CBBC Jun 2015 U	0.2500	24,394 per 10,000 units	24,194 per 10,000 units	2015/06/29	200,000,000	2015/03/12
64380	UBS AG	HSI R Bear CBBC Jul 2015 I	0.2500	24,850 per 10,000 units	24,650 per 10,000 units	2015/07/30	200,000,000	2015/03/12
64383	UBS AG	HSI R Bear CBBC Jul 2015 J	0.2500	24,550 per 10,000 units	24,350 per 10,000 units	2015/07/30	200,000,000	2015/03/12
64453	Credit Suisse AG	HSI R Bull CBBC Sep 2015 I	0.2500	23,950 per 12,000 units	24,190 per 12,000 units	2015/09/29	238,000,000	2015/03/13
64458	Credit Suisse AG	HSI R Bear CBBC Jun 2015 A	0.2500	24,415 per 12,000 units	24,165 per 12,000 units	2015/06/29	238,000,000	2015/03/13
64455	Credit Suisse AG	HSI R Bear CBBC Jun 2015 M	0.2500	24,600 per 10,000 units	24,400 per 10,000 units	2015/06/29	238,000,000	2015/03/13
64457	Credit Suisse AG	HSI R Bear CBBC Jun 2015 V	0.2500	24,500 per 10,000 units	24,300 per 10,000 units	2015/06/29	238,000,000	2015/03/13
64452	Credit Suisse AG	HSI R Bear CBBC Oct 2015 A	0.2500	25,050 per 20,000 units	24,700 per 20,000 units	2015/10/29	238,000,000	2015/03/13
64394	HK Bank	HSCEI R Bear CBBC Nov 2015 E	0.2500	12,288 per 10,000 units	12,088 per 10,000 units	2015/11/27	68,000,000	2015/03/13
64395	HK Bank	HSI R Bear CBBC Oct 2015 J	0.2500	24,488 per 15,000 units	24,288 per 15,000 units	2015/10/29	100,000,000	2015/03/13
64393	HK Bank	HSI R Bear CBBC Nov 2015 I	0.2500	25,188 per 15,000 units	24,988 per 15,000 units	2015/11/27	100,000,000	2015/03/13
64397	HK Bank	HSI R Bear CBBC Dec 2015 F	0.2500	24,688 per 15,000 units	24,488 per 15,000 units	2015/12/30	100,000,000	2015/03/13
64483	J P Morgan SP BV	HSI R Bull CBBC Sep 2015 U	0.2500	23,728 per 10,000 units	23,928 per 10,000 units	2015/09/29	200,000,000	2015/03/13
64481	J P Morgan SP BV	HSI R Bear CBBC Jun 2015 F	0.2500	24,500 per 10,000 units	24,300 per 10,000 units	2015/06/29	200,000,000	2015/03/13
64482	J P Morgan SP BV	HSI R Bear CBBC Jul 2015 E	0.2500	24,900 per 10,000 units	24,700 per 10,000 units	2015/07/30	200,000,000	2015/03/13
64400	SGA Societe Generale Acceptance N.V.	HSI R Bull CBBC Nov15 M	0.2500	23,858 per 10,000 units	23,958 per 10,000 units	2015/11/27	200,000,000	2015/03/13
64451	SGA Societe Generale Acceptance N.V.	HSI R Bear CBBC Jul15 K	0.2500	24,338 per 10,000 units	24,238 per 10,000 units	2015/07/30	200,000,000	2015/03/13
64480	UBS AG	HSI R Bull CBBC Jun 2015 A	0.2500	23,943 per 12,000 units	24,193 per 12,000 units	2015/06/29	200,000,000	2015/03/13
64475	UBS AG	HSI R Bear CBBC Jun 2015 O	0.2500	24,365 per 10,000 units	24,165 per 10,000 units	2015/06/29	200,000,000	2015/03/13
64464	UBS AG	HSI R Bear CBBC Jun 2015 T	0.2500	24,650 per 10,000 units	24,450 per 10,000 units	2015/06/29	200,000,000	2015/03/13
64459	UBS AG	HSI R Bear CBBC Jul 2015 K	0.2500	24,800 per 10,000 units	24,600 per 10,000 units	2015/07/30	200,000,000	2015/03/13
64471	UBS AG	HSI R Bear CBBC Jul 2015 L	0.2500	24,500 per 10,000 units	24,300 per 10,000 units	2015/07/30	200,000,000	2015/03/13
64513	BNP Paribas Arbit Issu B.V.	HSI R Bull CBBC Nov 2015 O	0.2500	23,900 per 10,000 units	24,100 per 10,000 units	2015/11/27	200,000,000	2015/03/16
64516	BNP Paribas Arbit Issu B.V.	HSI R Bull CBBC Nov 2015 P	0.2500	23,800 per 10,000 units	24,000 per 10,000 units	2015/11/27	200,000,000	2015/03/16
64551	BNP Paribas Arbit Issu B.V.	HSI R Bear CBBC Jul 2015 E	0.2500	24,300 per 10,000 units	24,100 per 10,000 units	2015/07/30	200,000,000	2015/03/16
64567	BNP Paribas Arbit Issu B.V.	HSI R Bear CBBC Jul 2015 I	0.2500	24,200 per 10,000 units	24,000 per 10,000 units	2015/07/30	200,000,000	2015/03/16
64509	Credit Suisse AG	HSI R Bull CBBC Jul 2015 V	0.2500	23,750 per 10,000 units	23,950 per 10,000 units	2015/07/30	238,000,000	2015/03/16
64506	Credit Suisse AG	HSI R Bull CBBC Jul 2015 W	0.2500	23,913 per 12,000 units	24,163 per 12,000 units	2015/07/30	238,000,000	2015/03/16
64507	Credit Suisse AG	HSI R Bull CBBC Jul 2015 Y	0.2500	23,850 per 10,000 units	24,050 per 10,000 units	2015/07/30	238,000,000	2015/03/16
64540	Credit Suisse AG	HSI R Bear CBBC Jun 2015 K	0.2500	24,170 per 10,000 units	23,970 per 10,000 units	2015/06/29	238,000,000	2015/03/16
64537	Credit Suisse AG	HSI R Bear CBBC Jun 2015 Y	0.2500	24,422 per 10,000 units	24,222 per 10,000 units	2015/06/29	238,000,000	2015/03/16
64538	Credit Suisse AG	HSI R Bear CBBC Jun 2015 Z	0.2500	24,300 per 10,000 units	24,100 per 10,000 units	2015/06/29	238,000,000	2015/03/16
64486	J P Morgan SP BV	HSCEI R Bull CBBC Sep 2015 B	0.2500	11,300 per 10,000 units	11,500 per 10,000 units	2015/09/29	100,000,000	2015/03/16
64487	J P Morgan SP BV	HSCEI R Bear CBBC Jun 2015 A	0.2500	12,200 per 10,000 units	12,000 per 10,000 units	2015/06/29	100,000,000	2015/03/16
64490	J P Morgan SP BV	HSI R Bull CBBC Sep 2015 V	0.2500	23,950 per 10,000 units	24,150 per 10,000 units	2015/09/29	200,000,000	2015/03/16
64491	J P Morgan SP BV	HSI R Bull CBBC Oct 2015 M	0.2500	23,800 per 10,000 units	24,000 per 10,000 units	2015/10/29	200,000,000	2015/03/16
64524	J P Morgan SP BV	HSI R Bear CBBC Jun 2015 G	0.2500	24,170 per 10,000 units	23,970 per 10,000 units	2015/06/29	200,000,000	2015/03/16

Newly listed callable bull/bear contracts (continued)

Code	Issuer	Name of issue	Issue prices (HK\$)	Strike price (HKD) / Strike level per 10 units	Call price (HKD) / Call level per 10 units	Expiry date	No. of issue (units)	Listing date
64527	J P Morgan SP BV	HSI R Bear CBBC Jul 2015 F	0.2500	24,400 per 10,000 units	24,200 per 10,000 units	2015/07/30	200,000,000	2015/03/16
64534	J P Morgan SP BV	HSI R Bear CBBC Jul 2015 G	0.2500	24,750 per 10,000 units	24,550 per 10,000 units	2015/07/30	200,000,000	2015/03/16
64523	Standard Chartered Bank	HSI R Bull CBBC Jun 2015 L	0.2500	23,730 per 15,000 units	23,930 per 15,000 units	2015/06/29	100,000,000	2015/03/16
64518	Standard Chartered Bank	HSI R Bull CBBC Jun 2015 S	0.2500	23,780 per 20,000 units	24,080 per 20,000 units	2015/06/29	100,000,000	2015/03/16
64550	Standard Chartered Bank	Sands China R Bear CBBC Dec 2015 B	0.2500	39.50 per 100 units	37 per 100 units	2015/12/18	80,000,000	2015/03/16
64492	SGA Societe Generale Acceptance N.V.	HSI R Bull CBBC Oct15 M	0.2500	24,008 per 10,000 units	24,108 per 10,000 units	2015/10/29	200,000,000	2015/03/16
64535	SGA Societe Generale Acceptance N.V.	HSI R Bear CBBC Jun15 U	0.2500	24,088 per 10,000 units	23,988 per 10,000 units	2015/06/29	200,000,000	2015/03/16
64536	SGA Societe Generale Acceptance N.V.	HSI R Bear CBBC Jun15 V	0.2500	24,238 per 10,000 units	24,138 per 10,000 units	2015/06/29	200,000,000	2015/03/16
64505	SGA Societe Generale Acceptance N.V.	HSI R Bear CBBC Sep15 B	0.2500	25,000 per 20,000 units	24,900 per 20,000 units	2015/09/29	400,000,000	2015/03/16
64511	UBS AG	HSI R Bull CBBC Aug 2015 Q	0.2500	23,963 per 10,000 units	24,163 per 10,000 units	2015/08/28	200,000,000	2015/03/16
64510	UBS AG	HSI R Bull CBBC Sep 2015 J	0.2500	23,800 per 10,000 units	24,000 per 10,000 units	2015/09/29	200,000,000	2015/03/16
64545	UBS AG	HSI R Bear CBBC Jun 2015 E	0.2500	24,600 per 10,000 units	24,400 per 10,000 units	2015/06/29	200,000,000	2015/03/16
64549	UBS AG	HSI R Bear CBBC Jun 2015 W	0.2500	24,170 per 10,000 units	23,970 per 10,000 units	2015/06/29	200,000,000	2015/03/16
64546	UBS AG	HSI R Bear CBBC Jul 2015 M	0.2500	24,450 per 10,000 units	24,250 per 10,000 units	2015/07/30	200,000,000	2015/03/16
64548	UBS AG	HSI R Bear CBBC Jul 2015 N	0.2500	24,300 per 10,000 units	24,100 per 10,000 units	2015/07/30	200,000,000	2015/03/16
64594	BNP Paribas Arbit Issu B.V.	HSI R Bull CBBC Nov 2015 Q	0.2500	23,700 per 10,000 units	23,900 per 10,000 units	2015/11/27	200,000,000	2015/03/17
64713	BNP Paribas Arbit Issu B.V.	HSI R Bear CBBC Jul 2015 L	0.2500	24,100 per 10,000 units	23,900 per 10,000 units	2015/07/30	200,000,000	2015/03/17
64620	Credit Suisse AG	HSI R Bull CBBC Sep 2015 J	0.2500	23,923 per 10,000 units	24,123 per 10,000 units	2015/09/29	238,000,000	2015/03/17
64624	Credit Suisse AG	HSI R Bull CBBC Sep 2015 K	0.2500	23,700 per 10,000 units	23,900 per 10,000 units	2015/09/29	238,000,000	2015/03/17
64685	Credit Suisse AG	HSI R Bear CBBC Jul 2015 A	0.2500	24,450 per 11,000 units	24,250 per 11,000 units	2015/07/30	238,000,000	2015/03/17
64683	Credit Suisse AG	HSI R Bear CBBC Jul 2015 G	0.2500	24,650 per 10,000 units	24,450 per 10,000 units	2015/07/30	238,000,000	2015/03/17
64686	Credit Suisse AG	HSI R Bear CBBC Jul 2015 H	0.2500	24,350 per 10,000 units	24,150 per 10,000 units	2015/07/30	238,000,000	2015/03/17
64688	Credit Suisse AG	HSI R Bear CBBC Jul 2015 I	0.2500	24,200 per 10,000 units	24,000 per 10,000 units	2015/07/30	238,000,000	2015/03/17
64689	Credit Suisse AG	HSI R Bear CBBC Jul 2015 J	0.2500	24,137 per 12,000 units	23,897 per 12,000 units	2015/07/30	238,000,000	2015/03/17
64592	HK Bank	AIA R Bear CBBC Mar 2016 A	0.2500	56.48 per 100 units	55.48 per 100 units	2016/03/21	40,000,000	2015/03/17
64584	HK Bank	CSOP A50 ETF R Bull CBBC Feb 2016 E	0.2500	12.2800	12.4800	2016/02/22	200,000,000	2015/03/17
64583	HK Bank	A50 R Bull CBBC Jan 2016 S	0.2500	11.4800	11.6800	2016/01/18	200,000,000	2015/03/17
64582	HK Bank	A50 R Bull CBBC Feb 2016 F	0.2500	11.0800	11.2800	2016/02/22	200,000,000	2015/03/17
64591	HK Bank	Galaxy Ent R Bear CBBC Nov 2015 D	0.2500	41.77 per 100 units	39.77 per 100 units	2015/11/23	60,000,000	2015/03/17
64570	HK Bank	HSI R Bear CBBC Oct 2015 K	0.2500	24,388 per 15,000 units	24,188 per 15,000 units	2015/10/29	100,000,000	2015/03/17
64571	HK Bank	HSI R Bear CBBC Oct 2015 L	0.2500	24,888 per 15,000 units	24,688 per 15,000 units	2015/10/29	100,000,000	2015/03/17
64588	HK Bank	PetCh R Bear CBBC Nov 2015 A	0.2500	9.6800	9.2800	2015/11/30	40,000,000	2015/03/17
64590	HK Bank	Sands China R Bear CBBC Nov 2015 D	0.2500	38.78 per 100 units	36.78 per 100 units	2015/11/23	60,000,000	2015/03/17
64639	J P Morgan SP BV	CSOP A50 ETF R Bull CBBC Aug 2015 A	0.2500	12.0000	12.3000	2015/08/12	100,000,000	2015/03/17
64707	J P Morgan SP BV	HSI R Bull CBBC Sep 2015 W	0.2500	23,350 per 20,000 units	23,550 per 20,000 units	2015/09/29	200,000,000	2015/03/17
64602	J P Morgan SP BV	HSI R Bull CBBC Oct 2015 N	0.2500	23,900 per 10,000 units	24,100 per 10,000 units	2015/10/29	200,000,000	2015/03/17
64604	J P Morgan SP BV	HSI R Bull CBBC Nov 2015 E	0.2500	23,700 per 10,000 units	23,900 per 10,000 units	2015/11/27	200,000,000	2015/03/17
64704	J P Morgan SP BV	HSI R Bear CBBC Jun 2015 H	0.2500	24,600 per 10,000 units	24,400 per 10,000 units	2015/06/29	200,000,000	2015/03/17
64712	J P Morgan SP BV	HSI R Bear CBBC Jun 2015 I	0.2500	24,100 per 10,000 units	23,900 per 10,000 units	2015/06/29	200,000,000	2015/03/17
64706	J P Morgan SP BV	HSI R Bear CBBC Jul 2015 H	0.2500	24,350 per 10,000 units	24,150 per 10,000 units	2015/07/30	200,000,000	2015/03/17
64648	Standard Chartered Bank	HSI R Bear CBBC Jun 2015 P	0.2500	24,380 per 20,000 units	24,080 per 20,000 units	2015/06/29	100,000,000	2015/03/17
64714	Standard Chartered Bank	HSI R Bear CBBC Jun 2015 Q	0.2500	24,130 per 15,000 units	23,930 per 15,000 units	2015/06/29	100,000,000	2015/03/17
64630	SGA Societe Generale Acceptance N.V.	HSI R Bull CBBC Nov15 N	0.2500	23,958 per 10,000 units	24,058 per 10,000 units	2015/11/27	200,000,000	2015/03/17

Newly listed callable bull/bear contracts (continued)

Code	Issuer	Name of issue	Issue prices (HK\$)	Strike price (HKD) / Strike level per 10 units	Call price (HKD) / Call level per 10 units	Expiry date	No. of issue (units)	Listing date
64633	SGA Societe Generale Acceptance N.V.	HSI R Bear CBBC Jun15 X	0.2500	24,288 per 10,000 units	24,188 per 10,000 units	2015/06/29	200,000,000	2015/03/17
64634	SGA Societe Generale Acceptance N.V.	HSI R Bear CBBC Jul15 L	0.2500	24,688 per 10,000 units	24,588 per 10,000 units	2015/07/30	200,000,000	2015/03/17
64666	UBS AG	China Mobile R Bull CBBC Oct 2015 E	0.2500	95 per 100 units	97.50 per 100 units	2015/10/12	100,000,000	2015/03/17
64655	UBS AG	China Mobile R Bear CBBC Aug 2015 C	0.2500	112.50 per 100 units	110 per 100 units	2015/08/24	100,000,000	2015/03/17
64681	UBS AG	HSBC R Bull CBBC Apr 2016 A	0.2500	47.20 per 100 units	50 per 100 units	2016/04/18	100,000,000	2015/03/17
64606	UBS AG	HSI R Bull CBBC Jul 2015 R	0.2500	23,850 per 10,000 units	24,050 per 10,000 units	2015/07/30	200,000,000	2015/03/17
64605	UBS AG	HSI R Bull CBBC Aug 2015 Y	0.2500	23,700 per 10,000 units	23,900 per 10,000 units	2015/08/28	200,000,000	2015/03/17
64613	UBS AG	HSI R Bull CBBC Sep 2015 K	0.2500	23,873 per 12,000 units	24,123 per 12,000 units	2015/09/29	200,000,000	2015/03/17
64690	UBS AG	HSI R Bear CBBC Jun 2015 X	0.2500	24,400 per 10,000 units	24,200 per 10,000 units	2015/06/29	200,000,000	2015/03/17
64692	UBS AG	HSI R Bear CBBC Jul 2015 O	0.2500	24,200 per 10,000 units	24,000 per 10,000 units	2015/07/30	200,000,000	2015/03/17
64695	UBS AG	HSI R Bear CBBC Jul 2015 P	0.2500	24,097 per 10,000 units	23,897 per 10,000 units	2015/07/30	200,000,000	2015/03/17
64652	UBS AG	Ping An R Bull CBBC Oct 2015 E	0.2500	74.50 per 100 units	77.50 per 100 units	2015/10/19	100,000,000	2015/03/17
64668	UBS AG	TCH R Bull CBBC Sep 2015 C	0.2500	125 per 100 units	127.50 per 100 units	2015/09/21	100,000,000	2015/03/17
64667	UBS AG	Tencent R Bear CBBC Jul 2015 B	0.2500	143 per 100 units	140 per 100 units	2015/07/20	100,000,000	2015/03/17
64762	BNP Paribas Arbit Issu B.V.	HSI R Bull CBBC Nov 2015 R	0.2700	21,300 per 10,000 units	21,500 per 10,000 units	2015/11/27	200,000,000	2015/03/18
64763	BNP Paribas Arbit Issu B.V.	HSI R Bull CBBC Nov 2015 S	0.2500	21,700 per 10,000 units	21,900 per 10,000 units	2015/11/27	200,000,000	2015/03/18
64764	BNP Paribas Arbit Issu B.V.	HSI R Bull CBBC Nov 2015 T	0.2500	23,600 per 10,000 units	23,800 per 10,000 units	2015/11/27	200,000,000	2015/03/18
64811	BNP Paribas Arbit Issu B.V.	HSI R Bear CBBC Jul 2015 M	0.2500	24,000 per 10,000 units	23,800 per 10,000 units	2015/07/30	200,000,000	2015/03/18
64782	Credit Suisse AG	HSI R Bull CBBC Jul 2015 U	0.2500	23,600 per 10,000 units	23,800 per 10,000 units	2015/07/30	238,000,000	2015/03/18
64761	Credit Suisse AG	HSI R Bull CBBC Jul 2015 X	0.2500	23,696 per 10,000 units	23,896 per 10,000 units	2015/07/30	238,000,000	2015/03/18
64784	Credit Suisse AG	HSI R Bear CBBC Jun 2015 B	0.2500	24,050 per 10,000 units	23,850 per 10,000 units	2015/06/29	238,000,000	2015/03/18
64796	Credit Suisse AG	HSI R Bear CBBC Jun 2015 D	0.2500	23,968 per 12,000 units	23,718 per 12,000 units	2015/06/29	238,000,000	2015/03/18
64783	Credit Suisse AG	HSI R Bear CBBC Jun 2015 P	0.2500	24,250 per 10,000 units	24,050 per 10,000 units	2015/06/29	238,000,000	2015/03/18
64817	Bank of East Asia	COVS R Bull CBBC Apr 2016 A	0.4400	17.6880	18.6880	2016/04/26	25,000,000	2015/03/18
64777	Bank of East Asia	Minsheng Bank R Bull CBBC Nov 2015 A	0.2500	7.3000	7.8000	2015/11/30	40,000,000	2015/03/18
64765	Bank of East Asia	A50 China R Bull CBBC Mar 2016 A	0.2500	10.7000	11.0000	2016/03/22	80,000,000	2015/03/18
64774	Bank of East Asia	A50 China R Bull CBBC Mar 2016 B	0.2500	10.2200	10.5000	2016/03/22	80,000,000	2015/03/18
64775	Bank of East Asia	Galaxy Ent R Bull CBBC Apr 2016 A	0.2500	25 per 100 units	27.27 per 100 units	2016/04/22	100,000,000	2015/03/18
64715	HK Bank	China Mobile R Bear CBBC Nov 2015 C	0.2500	107.38 per 100 units	105.38 per 100 units	2015/11/16	60,000,000	2015/03/18
64751	HK Bank	China Life R Bear CBBC Nov 2015 B	0.4000	34.3800	33.7800	2015/11/30	50,000,000	2015/03/18
64720	HK Bank	CSOP A50 ETF R Bear CBBC Feb 2016 C	0.2500	13.4800	13.2800	2016/02/15	40,000,000	2015/03/18
64728	HK Bank	A50 R Bear CBBC Feb 2016 D	0.2500	12.4800	12.2800	2016/02/15	50,000,000	2015/03/18
64746	HK Bank	Galaxy Ent R Bull CBBC Feb 2016 A	0.2500	20.27 per 100 units	22.27 per 100 units	2016/02/01	80,000,000	2015/03/18
64737	HK Bank	Galaxy Ent R Bear CBBC Nov 2015 E	0.2500	39.27 per 100 units	37.27 per 100 units	2015/11/30	60,000,000	2015/03/18
64719	HK Bank	HSCEI R Bear CBBC Oct 2015 F	0.2500	11,988 per 10,000 units	11,788 per 10,000 units	2015/10/29	68,000,000	2015/03/18
64717	HK Bank	HSI R Bear CBBC Oct 2015 M	0.2500	24,098 per 15,000 units	23,898 per 15,000 units	2015/10/29	100,000,000	2015/03/18
64747	HK Bank	Sands China R Bull CBBC May 2016 A	0.2500	16.18 per 100 units	18.18 per 100 units	2016/05/09	80,000,000	2015/03/18
64749	HK Bank	Sands China R Bear CBBC Nov 2015 E	0.2500	36.28 per 100 units	34.28 per 100 units	2015/11/30	60,000,000	2015/03/18
64804	J P Morgan SP BV	HSI R Bull CBBC Nov 2015 F	0.2500	23,600 per 10,000 units	23,800 per 10,000 units	2015/11/27	200,000,000	2015/03/18
64821	J P Morgan SP BV	HSI R Bull CBBC Nov 2015 G	0.2500	23,150 per 10,000 units	23,350 per 10,000 units	2015/11/27	200,000,000	2015/03/18
64830	J P Morgan SP BV	HSI R Bear CBBC Jun 2015 J	0.2500	23,918 per 10,000 units	23,718 per 10,000 units	2015/06/29	200,000,000	2015/03/18
64831	J P Morgan SP BV	HSI R Bear CBBC Jun 2015 K	0.2500	24,200 per 10,000 units	24,000 per 10,000 units	2015/06/29	200,000,000	2015/03/18
64833	J P Morgan SP BV	HSI R Bear CBBC Jul 2015 I	0.2500	24,488 per 10,000 units	24,288 per 10,000 units	2015/07/30	200,000,000	2015/03/18

Newly listed callable bull/bear contracts (continued)

Code	Issuer	Name of issue	Issue prices (HK\$)	Strike price (HKD) / Strike level per 10 units	Call price (HKD) / Call level per 10 units	Expiry date	No. of issue (units)	Listing date
64780	Standard Chartered Bank	HSI R Bull CBBC Jun 2015 U	0.2500	23,480 per 20,000 units	23,780 per 20,000 units	2015/06/29	100,000,000	2015/03/18
64812	Standard Chartered Bank	HSI R Bear CBBC Jun 2015 R	0.2500	24,030 per 20,000 units	23,730 per 20,000 units	2015/06/29	100,000,000	2015/03/18
64754	SGA Societe Generale Acceptance N.V.	HSI R Bull CBBC Oct15 P	0.2500	22,758 per 10,000 units	22,858 per 10,000 units	2015/10/29	200,000,000	2015/03/18
64757	SGA Societe Generale Acceptance N.V.	HSI R Bull CBBC Oct15 Q	0.2500	22,958 per 10,000 units	23,058 per 10,000 units	2015/10/29	200,000,000	2015/03/18
64758	SGA Societe Generale Acceptance N.V.	HSI R Bull CBBC Nov15 O	0.2500	23,758 per 10,000 units	23,858 per 10,000 units	2015/11/27	200,000,000	2015/03/18
64813	SGA Societe Generale Acceptance N.V.	HSI R Bear CBBC Jun15 Y	0.2500	23,838 per 10,000 units	23,738 per 10,000 units	2015/06/29	200,000,000	2015/03/18
64759	SGA Societe Generale Acceptance N.V.	HSI R Bear CBBC Jul15 M	0.2500	24,138 per 10,000 units	24,038 per 10,000 units	2015/07/30	200,000,000	2015/03/18
64815	SGA Societe Generale Acceptance N.V.	HSI R Bear CBBC Jul15 N	0.2500	23,988 per 10,000 units	23,888 per 10,000 units	2015/07/30	200,000,000	2015/03/18
64803	UBS AG	HSCEI R Bull CBBC Oct 2015 A	0.2500	10,300 per 10,000 units	10,500 per 10,000 units	2015/10/29	100,000,000	2015/03/18
64760	UBS AG	HSI R Bull CBBC Jul 2015 A	0.2500	23,650 per 10,000 units	23,850 per 10,000 units	2015/07/30	200,000,000	2015/03/18
64802	UBS AG	HSI R Bull CBBC Oct 2015 D	0.2500	23,475 per 12,000 units	23,725 per 12,000 units	2015/10/29	200,000,000	2015/03/18
64805	UBS AG	HSI R Bear CBBC Jul 2015 Q	0.2500	24,250 per 10,000 units	24,050 per 10,000 units	2015/07/30	200,000,000	2015/03/18
64806	UBS AG	HSI R Bear CBBC Jul 2015 R	0.2500	24,000 per 10,000 units	23,800 per 10,000 units	2015/07/30	200,000,000	2015/03/18
64807	UBS AG	HSI R Bear CBBC Aug 2015 A	0.2500	23,968 per 12,000 units	23,718 per 12,000 units	2015/08/28	200,000,000	2015/03/18
64873	BNP Paribas Arbit Issu B.V.	HSI R Bull CBBC Nov 2015 U	0.3100	20,800 per 10,000 units	21,000 per 10,000 units	2015/11/27	200,000,000	2015/03/19
64874	BNP Paribas Arbit Issu B.V.	HSI R Bull CBBC Nov 2015 V	0.2500	23,500 per 10,000 units	23,700 per 10,000 units	2015/11/27	200,000,000	2015/03/19
64897	Credit Suisse AG	HSI R Bull CBBC Aug 2015 C	0.2500	23,569 per 12,000 units	23,819 per 12,000 units	2015/08/28	238,000,000	2015/03/19
64910	Credit Suisse AG	HSI R Bull CBBC Aug 2015 D	0.2500	23,500 per 10,000 units	23,700 per 10,000 units	2015/08/28	238,000,000	2015/03/19
64837	Credit Suisse AG	HSI R Bear CBBC Aug 2015 I	0.2500	23,927 per 10,000 units	23,727 per 10,000 units	2015/08/28	238,000,000	2015/03/19
64838	Credit Suisse AG	HSI R Bear CBBC Aug 2015 J	0.2500	24,100 per 10,000 units	23,900 per 10,000 units	2015/08/28	238,000,000	2015/03/19
64843	Credit Suisse AG	HSI R Bear CBBC Aug 2015 K	0.2500	24,277 per 10,000 units	24,077 per 10,000 units	2015/08/28	238,000,000	2015/03/19
64917	J P Morgan SP BV	Galaxy Ent R Bull CBBC Dec 2015 A	0.2500	29 per 100 units	31.50 per 100 units	2015/12/18	100,000,000	2015/03/19
64933	J P Morgan SP BV	HSBC R Bull CBBC Sep 2015 B	0.2500	59.20 per 100 units	62 per 100 units	2015/09/08	100,000,000	2015/03/19
64892	J P Morgan SP BV	HSI R Bull CBBC Oct 2015 O	0.2500	23,500 per 10,000 units	23,700 per 10,000 units	2015/10/29	200,000,000	2015/03/19
64934	J P Morgan SP BV	HSI R Bull CBBC Nov 2015 H	0.2500	23,250 per 10,000 units	23,450 per 10,000 units	2015/11/27	200,000,000	2015/03/19
64836	J P Morgan SP BV	HSI R Bear CBBC Jun 2015 L	0.2500	24,000 per 10,000 units	23,800 per 10,000 units	2015/06/29	200,000,000	2015/03/19
64935	J P Morgan SP BV	HSI R Bear CBBC Jun 2015 T	0.2500	24,300 per 10,000 units	24,100 per 10,000 units	2015/06/29	200,000,000	2015/03/19
64932	J P Morgan SP BV	Sands China R Bull CBBC Dec 2015 A	0.2500	26 per 100 units	28.50 per 100 units	2015/12/17	100,000,000	2015/03/19
64911	Macquarie Bank Ltd.	HSI R Bear CBBC Jul 2015 C	0.2500	24,450 per 10,000 units	24,250 per 10,000 units	2015/07/30	40,000,000	2015/03/19
64916	Macquarie Bank Ltd.	HSI R Bear CBBC Jul 2015 D	0.2550	24,700 per 10,000 units	24,500 per 10,000 units	2015/07/30	40,000,000	2015/03/19
64867	Standard Chartered Bank	HSI R Bull CBBC Jun 2015 D	0.2500	22,680 per 20,000 units	22,980 per 20,000 units	2015/06/29	100,000,000	2015/03/19
64871	Standard Chartered Bank	HSI R Bull CBBC Jun 2015 G	0.2500	23,380 per 20,000 units	23,680 per 20,000 units	2015/06/29	100,000,000	2015/03/19
64880	UBS AG	HSI R Bull CBBC Sep 2015 L	0.2500	23,569 per 12,000 units	23,819 per 12,000 units	2015/09/29	200,000,000	2015/03/19
64865	UBS AG	HSI R Bear CBBC Jun 2015 J	0.2500	23,950 per 10,000 units	23,750 per 10,000 units	2015/06/29	200,000,000	2015/03/19
64977	Credit Suisse AG	HSCEI R Bull CBBC Sep 2015 A	0.2500	11,100 per 10,000 units	11,300 per 10,000 units	2015/09/29	108,000,000	2015/03/20
64978	Credit Suisse AG	HSCEI R Bull CBBC Sep 2015 B	0.2500	10,900 per 10,000 units	11,100 per 10,000 units	2015/09/29	108,000,000	2015/03/20
64979	Credit Suisse AG	HSCEI R Bull CBBC Sep 2015 C	0.2500	10,600 per 10,000 units	10,800 per 10,000 units	2015/09/29	108,000,000	2015/03/20
64983	Credit Suisse AG	HSCEI R Bear CBBC Jun 2015 A	0.2500	12,150 per 10,000 units	11,950 per 10,000 units	2015/06/29	108,000,000	2015/03/20
64987	Credit Suisse AG	HSCEI R Bear CBBC Jun 2015 B	0.2500	12,545 per 10,000 units	12,345 per 10,000 units	2015/06/29	108,000,000	2015/03/20
65035	Credit Suisse AG	HSI R Bull CBBC Jun 2015 G	0.2500	23,626 per 12,000 units	23,866 per 12,000 units	2015/06/29	238,000,000	2015/03/20
65036	Credit Suisse AG	HSI R Bull CBBC Jun 2015 H	0.2500	23,550 per 10,000 units	23,750 per 10,000 units	2015/06/29	238,000,000	2015/03/20
65004	Credit Suisse AG	HSI R Bear CBBC Aug 2015 L	0.2500	24,000 per 10,000 units	23,800 per 10,000 units	2015/08/28	238,000,000	2015/03/20
65017	Credit Suisse AG	HSI R Bear CBBC Aug 2015 M	0.2500	24,150 per 10,000 units	23,950 per 10,000 units	2015/08/28	238,000,000	2015/03/20

Newly listed callable bull/bear contracts (continued)

Code	Issuer	Name of issue	Issue prices (HK\$)	Strike price (HKD) / Strike level per 10 units	Call price (HKD) / Call level per 10 units	Expiry date	No. of issue (units)	Listing date
64967	HK Bank	CSOP A50 ETF R Bull CBBC Jan 2016 T	0.2500	12.5800	12.7800	2016/01/18	200,000,000	2015/03/20
64954	HK Bank	HSI R Bear CBBC Nov 2015 J	0.2500	24,288 per 15,000 units	24,088 per 15,000 units	2015/11/27	100,000,000	2015/03/20
64947	HK Bank	TCH R Bear CBBC Nov 2015 C	0.2500	138.88 per 100 units	136.88 per 100 units	2015/11/16	100,000,000	2015/03/20
65019	J P Morgan SP BV	HSI R Bull CBBC Sep 2015 X	0.2500	23,588 per 10,000 units	23,788 per 10,000 units	2015/09/29	200,000,000	2015/03/20
65020	J P Morgan SP BV	HSI R Bear CBBC Jul 2015 J	0.2500	24,088 per 10,000 units	23,888 per 10,000 units	2015/07/30	200,000,000	2015/03/20
65049	J P Morgan SP BV	HSI R Bear CBBC Jul 2015 K	0.2500	24,588 per 10,000 units	24,388 per 10,000 units	2015/07/30	200,000,000	2015/03/20
65048	UBS AG	HSCEI R Bull CBBC Sep 2015 H	0.2500	11,500 per 10,000 units	11,700 per 10,000 units	2015/09/29	100,000,000	2015/03/20
65027	UBS AG	HSCEI R Bull CBBC Oct 2015 B	0.2500	11,300 per 10,000 units	11,500 per 10,000 units	2015/10/29	100,000,000	2015/03/20
65037	UBS AG	HSI R Bull CBBC Sep 2015 M	0.2500	23,550 per 10,000 units	23,750 per 10,000 units	2015/09/29	200,000,000	2015/03/20
65042	UBS AG	HSI R Bull CBBC Oct 2015 E	0.2500	23,616 per 12,000 units	23,866 per 12,000 units	2015/10/29	200,000,000	2015/03/20
65026	UBS AG	HSI R Bear CBBC Jul 2015 S	0.2500	24,050 per 10,000 units	23,850 per 10,000 units	2015/07/30	200,000,000	2015/03/20
65110	Credit Suisse AG	HSI R Bull CBBC Aug 2015 E	0.2500	23,650 per 10,000 units	23,850 per 10,000 units	2015/08/28	238,000,000	2015/03/23
65114	Credit Suisse AG	HSI R Bull CBBC Aug 2015 S	0.2500	23,699 per 12,000 units	23,949 per 12,000 units	2015/08/28	238,000,000	2015/03/23
65072	Credit Suisse AG	HSI R Bear CBBC Sep 2015 B	0.2500	24,075 per 12,000 units	23,825 per 12,000 units	2015/09/29	238,000,000	2015/03/23
65133	Credit Suisse AG	HSI R Bear CBBC Sep 2015 D	0.2500	24,177 per 10,000 units	23,977 per 10,000 units	2015/09/29	238,000,000	2015/03/23
65076	J P Morgan SP BV	HSI R Bull CBBC Dec 2015 C	0.2500	23,688 per 10,000 units	23,888 per 10,000 units	2015/12/30	200,000,000	2015/03/23
65173	J P Morgan SP BV	HSI R Bull CBBC Dec 2015 D	0.2500	23,488 per 10,000 units	23,688 per 10,000 units	2015/12/30	200,000,000	2015/03/23
65166	J P Morgan SP BV	HSI R Bear CBBC Jun 2015 M	0.2500	24,150 per 10,000 units	23,950 per 10,000 units	2015/06/29	200,000,000	2015/03/23
65179	J P Morgan SP BV	HSI R Bear CBBC Jun 2015 P	0.2500	24,688 per 10,000 units	24,488 per 10,000 units	2015/06/29	200,000,000	2015/03/23
65054	SGA Societe Generale Acceptance N.V	CSA50 R Bull CBBC Feb16B	0.2500	12.2800	12.4800	2016/02/26	100,000,000	2015/03/23
65062	SGA Societe Generale Acceptance N.V.	A50 R Bull CBBC Feb16 B	0.2500	11.5800	11.7800	2016/02/26	100,000,000	2015/03/23
65059	SGA Societe Generale Acceptance NV	HSCEI R Bear CBBC Aug15C	0.2500	12,488 per 10,000 units	12,288 per 10,000 units	2015/08/28	200,000,000	2015/03/23
65074	SGA Societe Generale Acceptance N.V.	HSI R Bull CBBC Nov15 P	0.2500	23,608 per 10,000 units	23,708 per 10,000 units	2015/11/27	200,000,000	2015/03/23
65075	SGA Societe Generale Acceptance N.V.	HSI R Bull CBBC Dec15 B	0.2500	23,808 per 10,000 units	23,908 per 10,000 units	2015/12/30	200,000,000	2015/03/23
65064	SGA Societe Generale Acceptance N.V.	TCH R Bull CBBC Oct15B	0.2500	122.88 per 100 units	124.88 per 100 units	2015/10/29	200,000,000	2015/03/23
65078	UBS AG	HSBC R Bull CBBC Jun 2016 A	0.2500	52.20 per 100 units	55 per 100 units	2016/06/20	100,000,000	2015/03/23
65165	UBS AG	HSI R Bull CBBC Aug 2015 X	0.2500	23,600 per 10,000 units	23,800 per 10,000 units	2015/08/28	200,000,000	2015/03/23
65097	UBS AG	HSI R Bull CBBC Sep 2015 N	0.2500	23,238 per 12,000 units	23,488 per 12,000 units	2015/09/29	200,000,000	2015/03/23
65141	UBS AG	HSI R Bull CBBC Sep 2015 O	0.2500	23,749 per 10,000 units	23,949 per 10,000 units	2015/09/29	200,000,000	2015/03/23
65084	UBS AG	HSI R Bull CBBC Oct 2015 F	0.2500	23,305 per 12,000 units	23,555 per 12,000 units	2015/10/29	200,000,000	2015/03/23
65077	UBS AG	HSI R Bear CBBC Jul 2015 U	0.2500	24,074 per 12,000 units	23,824 per 12,000 units	2015/07/30	200,000,000	2015/03/23
65103	UBS AG	HSI R Bear CBBC Jul 2015 V	0.2500	24,150 per 10,000 units	23,950 per 10,000 units	2015/07/30	200,000,000	2015/03/23
65456	BNP Paribas Arbit Issu B.V.	CSOP A50 R Bull CBBC Dec 2015D	0.2500	12.5000	12.8000	2015/12/30	100,000,000	2015/03/24
65453	BNP Paribas Arbit Issu B.V.	A50 Ch R Bull CBBC Dec 2015 D	0.2500	11.7000	12.0000	2015/12/30	100,000,000	2015/03/24
65398	BNP Paribas Arbit Issu B.V.	HSI R Bull CBBC Nov 2015 W	0.2500	23,800 per 10,000 units	24,000 per 10,000 units	2015/11/27	200,000,000	2015/03/24
65403	BNP Paribas Arbit Issu B.V.	HSI R Bull CBBC Nov 2015 X	0.2500	23,700 per 10,000 units	23,900 per 10,000 units	2015/11/27	200,000,000	2015/03/24
65369	BNP Paribas Arbit Issu B.V.	HSI R Bear CBBC Jul 2015 N	0.2500	24,300 per 10,000 units	24,100 per 10,000 units	2015/07/30	200,000,000	2015/03/24
65373	BNP Paribas Arbit Issu B.V.	HSI R Bear CBBC Jul 2015 O	0.2500	24,200 per 10,000 units	24,000 per 10,000 units	2015/07/30	200,000,000	2015/03/24
65318	Credit Suisse AG	CSOP A50 ETF R Bull CBBC Sep 2015 A	0.2500	12.6600	12.9600	2015/09/30	50,000,000	2015/03/24
65356	Credit Suisse AG	A50 China R Bull CBBC Sep 2015 A	0.2500	11.5600	11.8600	2015/09/30	50,000,000	2015/03/24
65296	Credit Suisse AG	HSCEI R Bull CBBC Oct 2015 A	0.2500	11,325 per 10,000 units	11,525 per 10,000 units	2015/10/29	108,000,000	2015/03/24
65302	Credit Suisse AG	HSCEI R Bear CBBC Jun 2015 C	0.2500	12,750 per 10,000 units	12,550 per 10,000 units	2015/06/29	108,000,000	2015/03/24
65405	Credit Suisse AG	HSI R Bull CBBC Sep 2015 L	0.2500	23,782 per 12,000 units	24,022 per 12,000 units	2015/09/29	238,000,000	2015/03/24

Newly listed callable bull/bear contracts (continued)

Code	Issuer	Name of issue	Issue prices (HK\$)	Strike price (HKD) / Strike level per 10 units	Call price (HKD) / Call level per 10 units	Expiry date	No. of issue (units)	Listing date
65408	Credit Suisse AG	HSI R Bull CBBC Sep 2015 M	0.2500	23,700 per 10,000 units	23,900 per 10,000 units	2015/09/29	238,000,000	2015/03/24
65367	Credit Suisse AG	HSI R Bear CBBC Sep 2015 E	0.2500	24,300 per 10,000 units	24,100 per 10,000 units	2015/09/29	238,000,000	2015/03/24
65410	Credit Suisse AG	HSI R Bear CBBC Sep 2015 G	0.2500	24,152 per 12,000 units	23,902 per 12,000 units	2015/09/29	238,000,000	2015/03/24
65258	HK Bank	Minsheng Bank R Bull CBBC Dec 2015 B	0.2500	8.3300	8.5800	2015/12/14	40,000,000	2015/03/24
65198	HK Bank	CSOP A50 ETF R Bull CBBC Jan 2016 U	0.2500	12.9800	13.1800	2016/01/27	200,000,000	2015/03/24
65196	HK Bank	CSOP A50 ETF R Bull CBBC Feb 2016 F	0.2500	12.7800	12.9800	2016/02/15	200,000,000	2015/03/24
65187	HK Bank	A50 R Bull CBBC Jan 2016 T	0.2500	11.9800	12.1800	2016/01/25	200,000,000	2015/03/24
65186	HK Bank	A50 R Bull CBBC Feb 2016 G	0.2500	11.7800	11.9800	2016/02/15	200,000,000	2015/03/24
65271	HK Bank	HKEx R Bear CBBC Dec 2015 A	0.2500	187.88 per 100 units	182.88 per 100 units	2015/12/14	50,000,000	2015/03/24
65181	HK Bank	HSCEI R Bull CBBC Oct 2015 E	0.2500	11,288 per 10,000 units	11,488 per 10,000 units	2015/10/29	100,000,000	2015/03/24
65180	HK Bank	HSI R Bull CBBC Nov 2015 L	0.2500	23,588 per 15,000 units	23,788 per 15,000 units	2015/11/27	100,000,000	2015/03/24
65250	HK Bank	Ping An R Bull CBBC Dec 2015 I	0.2500	79.38 per 100 units	81.88 per 100 units	2015/12/14	120,000,000	2015/03/24
65254	HK Bank	TCH R Bull CBBC Dec 2015 G	0.2500	129.88 per 100 units	131.88 per 100 units	2015/12/14	100,000,000	2015/03/24
65383	J P Morgan SP BV	HSI R Bull CBBC Dec 2015 E	0.2500	23,822 per 10,000 units	24,022 per 10,000 units	2015/12/30	200,000,000	2015/03/24
65441	J P Morgan SP BV	HSI R Bull CBBC Dec 2015 F	0.2500	23,050 per 10,000 units	23,250 per 10,000 units	2015/12/30	200,000,000	2015/03/24
65447	J P Morgan SP BV	HSI R Bear CBBC Jun 2015 Q	0.2500	24,288 per 10,000 units	24,088 per 10,000 units	2015/06/29	200,000,000	2015/03/24
65448	J P Morgan SP BV	HSI R Bear CBBC Jul 2015 L	0.2500	24,788 per 10,000 units	24,588 per 10,000 units	2015/07/30	200,000,000	2015/03/24
65280	SGA Societe Generale Acceptance N.V.	HSI R Bull CBBC Dec 15C	0.2500	23,708 per 10,000 units	23,808 per 10,000 units	2015/12/30	200,000,000	2015/03/24
65290	SGA Societe Generale Acceptance N.V.	HSI R Bear CBBC Aug 15A	0.2500	24,088 per 10,000 units	23,988 per 10,000 units	2015/08/28	200,000,000	2015/03/24
65419	UBS AG	CSOP A50 ETF R Bull CBBC Sep 2015 B	0.2500	12.2000	12.5000	2015/09/21	100,000,000	2015/03/24
65425	UBS AG	A50 China R Bull CBBC Feb 2016 B	0.2500	11.7000	12.0000	2016/02/22	100,000,000	2015/03/24
65435	UBS AG	HSI R Bull CBBC Aug 2015 L	0.2500	23,500 per 10,000 units	23,700 per 10,000 units	2015/08/28	200,000,000	2015/03/24
65428	UBS AG	HSI R Bull CBBC Aug 2015 N	0.2500	22,200 per 10,000 units	22,400 per 10,000 units	2015/08/28	200,000,000	2015/03/24
65433	UBS AG	HSI R Bull CBBC Aug 2015 W	0.2500	23,772 per 12,000 units	24,022 per 12,000 units	2015/08/28	200,000,000	2015/03/24
65434	UBS AG	HSI R Bull CBBC Sep 2015 P	0.2500	23,700 per 10,000 units	23,900 per 10,000 units	2015/09/29	200,000,000	2015/03/24
65426	UBS AG	HSI R Bull CBBC Oct 2015 G	0.2500	22,900 per 10,000 units	23,100 per 10,000 units	2015/10/29	200,000,000	2015/03/24
65381	UBS AG	HSI R Bear CBBC Jul 2015 W	0.2500	24,200 per 10,000 units	24,000 per 10,000 units	2015/07/30	200,000,000	2015/03/24
65439	UBS AG	HSI R Bear CBBC Jul 2015 X	0.2500	24,102 per 10,000 units	23,902 per 10,000 units	2015/07/30	200,000,000	2015/03/24
65413	UBS AG	Sands China R Bull CBBC Dec 2015 A	0.2500	18 per 100 units	20 per 100 units	2015/12/07	100,000,000	2015/03/24
65544	BNP Paribas Arbit Issu B.V.	HSI R Bull CBBC Nov 2015 Y	0.2500	23,900 per 10,000 units	24,100 per 10,000 units	2015/11/27	200,000,000	2015/03/25
65554	BNP Paribas Arbit Issu B.V.	HSI R Bear CBBC Jul 2015 K	0.2500	24,400 per 10,000 units	24,200 per 10,000 units	2015/07/30	200,000,000	2015/03/25
65622	Credit Suisse AG	HSI R Bull CBBC Jun 2015 E	0.2500	23,905 per 12,000 units	24,145 per 12,000 units	2015/06/29	238,000,000	2015/03/25
65617	Credit Suisse AG	HSI R Bull CBBC Jul 2015 S	0.2500	23,800 per 10,000 units	24,000 per 10,000 units	2015/07/30	238,000,000	2015/03/25
65516	Credit Suisse AG	HSI R Bull CBBC Oct 2015 M	0.2500	23,387 per 20,000 units	23,737 per 20,000 units	2015/10/29	238,000,000	2015/03/25
65601	Credit Suisse AG	HSI R Bear CBBC Jun 2015 K	0.2500	24,109 per 10,000 units	23,909 per 10,000 units	2015/06/29	238,000,000	2015/03/25
65608	Credit Suisse AG	HSI R Bear CBBC Jul 2015 S	0.2500	24,250 per 10,000 units	24,050 per 10,000 units	2015/07/30	238,000,000	2015/03/25
65519	Credit Suisse AG	HSI R Bear CBBC Aug 2015 N	0.2500	25,400 per 10,000 units	25,200 per 10,000 units	2015/08/28	238,000,000	2015/03/25
65614	Credit Suisse AG	HSI R Bear CBBC Aug 2015 O	0.2500	24,400 per 10,000 units	24,200 per 10,000 units	2015/08/28	238,000,000	2015/03/25
65534	Credit Suisse AG	HSI R Bear CBBC Sep 2015 H	0.2500	25,500 per 10,000 units	25,300 per 10,000 units	2015/09/29	238,000,000	2015/03/25
65539	Credit Suisse AG	HSI R Bear CBBC Oct 2015 B	0.2500	25,650 per 10,000 units	25,450 per 10,000 units	2015/10/29	238,000,000	2015/03/25
65541	Credit Suisse AG	HSI R Bear CBBC Oct 2015 C	0.2500	25,900 per 10,000 units	25,700 per 10,000 units	2015/10/29	238,000,000	2015/03/25
65659	Bank of East Asia	AIA R Bull CBBC Oct 2015 A	0.2500	42.80 per 100 units	43.80 per 100 units	2015/10/13	50,000,000	2015/03/25
65663	Bank of East Asia	CAM CSI300 R Bull CBBC Jan 2016 A	0.2500	42.50 per 100 units	43.80 per 100 units	2016/01/28	50,000,000	2015/03/25

Newly listed callable bull/bear contracts (continued)

Code	Issuer	Name of issue	Issue prices (HK\$)	Strike price (HKD) / Strike level per 10 units	Call price (HKD) / Call level per 10 units	Expiry date	No. of issue (units)	Listing date
65661	Bank of East Asia	BOCL R Bull CBBC Dec 2015 A	0.2500	4.0000	4.1500	2015/12/03	50,000,000	2015/03/25
65623	Bank of East Asia	HSBC Holdings R Bull CBBC Dec 2015 A	0.2500	57.80 per 100 units	60 per 100 units	2015/12/18	40,000,000	2015/03/25
65658	Bank of East Asia	HSBC Holdings R Bull CBBC Feb 2016 A	0.2500	54 per 100 units	56.80 per 100 units	2016/02/25	40,000,000	2015/03/25
65486	HK Bank	CAM CSI300 R Bull CBBC Feb 2016 A	0.4900	42.3800	43.3800	2016/02/29	100,000,000	2015/03/25
65487	HK Bank	CSOP A50 ETF R Bull CBBC Jan 2016 V	0.2500	13.1800	13.3800	2016/01/20	200,000,000	2015/03/25
65461	HK Bank	A50 R Bull CBBC Jan 2016 U	0.2500	12.1800	12.3800	2016/01/20	200,000,000	2015/03/25
65479	HK Bank	Galaxy Ent R Bull CBBC Nov 2015 D	0.6000	27.7700	29.7700	2015/11/30	50,000,000	2015/03/25
65497	HK Bank	Galaxy Ent R Bull CBBC Dec 2015 C	0.9000	24.7700	26.7700	2015/12/07	50,000,000	2015/03/25
65501	HK Bank	Galaxy Ent R Bear CBBC Dec 2015 D	0.7500	40.8800	38.8800	2015/12/07	40,000,000	2015/03/25
65502	HK Bank	Sands China R Bull CBBC Dec 2015 C	0.6400	23.6800	25.6800	2015/12/07	50,000,000	2015/03/25
65504	HK Bank	Sands China R Bull CBBC Dec 2015 D	0.9400	20.6800	22.6800	2015/12/14	50,000,000	2015/03/25
65485	HK Bank	Sands China R Bear CBBC Dec 2015 A	0.4100	33.7800	31.7800	2015/12/07	60,000,000	2015/03/25
65667	J P Morgan SP BV	CAM CSI300 R Bull CBBC Sep 2015 A	0.2500	42.88 per 100 units	43.88 per 100 units	2015/09/09	100,000,000	2015/03/25
65668	J P Morgan SP BV	CAM CSI300 R Bear CBBC Sep 2015 A	0.2500	56 per 100 units	55 per 100 units	2015/09/09	100,000,000	2015/03/25
65671	J P Morgan SP BV	China Life R Bull CBBC Mar 2016 A	0.2500	29.08 per 100 units	29.88 per 100 units	2016/03/15	100,000,000	2015/03/25
65673	J P Morgan SP BV	China Life R Bear CBBC Mar 2016 A	0.2500	36.80 per 100 units	36 per 100 units	2016/03/15	100,000,000	2015/03/25
65664	J P Morgan SP BV	HSI R Bull CBBC Nov 2015 I	0.2500	23,700 per 10,000 units	23,900 per 10,000 units	2015/11/27	200,000,000	2015/03/25
65562	J P Morgan SP BV	HSI R Bull CBBC Dec 2015 G	0.2500	23,945 per 10,000 units	24,145 per 10,000 units	2015/12/30	200,000,000	2015/03/25
65496	J P Morgan SP BV	HSI R Bear CBBC Jun 2015 G	0.2500	24,200 per 10,000 units	24,000 per 10,000 units	2015/06/29	200,000,000	2015/03/25
65542	J P Morgan SP BV	HSI R Bear CBBC Jun 2015 I	0.2500	24,400 per 10,000 units	24,200 per 10,000 units	2015/06/29	200,000,000	2015/03/25
65556	SGA Societe Generale Acceptance N.V.	HSI R Bull CBBC Dec 15 D	0.2500	24,008 per 10,000 units	24,108 per 10,000 units	2015/12/30	200,000,000	2015/03/25
65561	SGA Societe Generale Acceptance N.V.	HSI R Bear CBBC Aug 15 B	0.2500	24,288 per 10,000 units	24,188 per 10,000 units	2015/08/28	200,000,000	2015/03/25
65564	UBS AG	China Life R Bull CBBC Jan 2016 A	0.2500	29 per 100 units	30 per 100 units	2016/01/11	100,000,000	2015/03/25
65567	UBS AG	HSCEI R Bull CBBC Oct 2015 C	0.2500	11,700 per 10,000 units	11,900 per 10,000 units	2015/10/29	100,000,000	2015/03/25
65582	UBS AG	HSI R Bull CBBC Sep 2015 Q	0.2500	23,945 per 10,000 units	24,145 per 10,000 units	2015/09/29	200,000,000	2015/03/25
65583	UBS AG	HSI R Bull CBBC Oct 2015 H	0.2500	23,800 per 10,000 units	24,000 per 10,000 units	2015/10/29	200,000,000	2015/03/25
65576	UBS AG	HSI R Bear CBBC Jun 2015 Y	0.2500	24,400 per 10,000 units	24,200 per 10,000 units	2015/06/29	200,000,000	2015/03/25
65581	UBS AG	HSI R Bear CBBC Jul 2015 A	0.2500	25,400 per 10,000 units	25,200 per 10,000 units	2015/07/30	200,000,000	2015/03/25
65509	UBS AG	HSI R Bear CBBC Jul 2015 Y	0.2500	24,175 per 12,000 units	23,925 per 12,000 units	2015/07/30	200,000,000	2015/03/25
65515	UBS AG	HSI R Bear CBBC Jul 2015 Z	0.2500	24,250 per 10,000 units	24,050 per 10,000 units	2015/07/30	200,000,000	2015/03/25
65563	UBS AG	TCH R Bull CBBC Sep 2015 D	0.2500	127.50 per 100 units	130 per 100 units	2015/09/07	100,000,000	2015/03/25
65859	BNP Paribas Arbit Issu B.V.	HSI R Bull CBBC Nov 2015 A	0.2500	24,100 per 10,000 units	24,300 per 10,000 units	2015/11/27	200,000,000	2015/03/26
65863	BNP Paribas Arbit Issu B.V.	HSI R Bull CBBC Nov 2015 B	0.2500	24,000 per 10,000 units	24,200 per 10,000 units	2015/11/27	200,000,000	2015/03/26
65856	BNP Paribas Arbit Issu B.V.	HSI R Bull CBBC Nov 2015 Z	0.2500	24,200 per 10,000 units	24,400 per 10,000 units	2015/11/27	200,000,000	2015/03/26
66045	BNP Paribas Arbit Issu B.V.	HSI R Bear CBBC Jul 2015 J	0.2500	24,700 per 10,000 units	24,500 per 10,000 units	2015/07/30	200,000,000	2015/03/26
65788	Credit Suisse AG	HSCEI R Bull CBBC Sep 2015 D	0.2500	11,550 per 10,000 units	11,750 per 10,000 units	2015/09/29	108,000,000	2015/03/26
65779	Credit Suisse AG	HSCEI R Bull CBBC Oct 2015 B	0.2500	11,725 per 10,000 units	11,925 per 10,000 units	2015/10/29	108,000,000	2015/03/26
65789	Credit Suisse AG	HSCEI R Bear CBBC Jul 2015 A	0.2500	13,028 per 10,000 units	12,828 per 10,000 units	2015/07/30	108,000,000	2015/03/26
65955	Credit Suisse AG	HSI R Bull CBBC Aug 2015 R	0.2500	24,268 per 10,000 units	24,468 per 10,000 units	2015/08/28	238,000,000	2015/03/26
65952	Credit Suisse AG	HSI R Bull CBBC Aug 2015 T	0.2500	24,000 per 10,000 units	24,200 per 10,000 units	2015/08/28	238,000,000	2015/03/26
65953	Credit Suisse AG	HSI R Bull CBBC Aug 2015 U	0.2500	24,150 per 10,000 units	24,350 per 10,000 units	2015/08/28	238,000,000	2015/03/26
65945	Credit Suisse AG	HSI R Bull CBBC Aug 2015 Y	0.2500	23,900 per 10,000 units	24,100 per 10,000 units	2015/08/28	238,000,000	2015/03/26
65805	Credit Suisse AG	HSI R Bear CBBC Jun 2015 A	0.2500	24,450 per 10,000 units	24,250 per 10,000 units	2015/06/29	238,000,000	2015/03/26

Newly listed callable bull/bear contracts (continued)

Code	Issuer	Name of issue	Issue prices (HK\$)	Strike price (HKD) / Strike level per 10 units	Call price (HKD) / Call level per 10 units	Expiry date	No. of issue (units)	Listing date
65813	Credit Suisse AG	HSI R Bear CBBC Jun 2015 B	0.2500	24,600 per 10,000 units	24,400 per 10,000 units	2015/06/29	238,000,000	2015/03/26
65819	Credit Suisse AG	HSI R Bear CBBC Jun 2015 D	0.2500	24,725 per 10,000 units	24,525 per 10,000 units	2015/06/29	238,000,000	2015/03/26
65802	Credit Suisse AG	HSI R Bear CBBC Jun 2015 Z	0.2500	24,361 per 12,000 units	24,121 per 12,000 units	2015/06/29	238,000,000	2015/03/26
65905	Credit Suisse AG	TCH R Bull CBBC Oct 2015 A	0.2500	129.60 per 100 units	132.20 per 100 units	2015/10/30	50,000,000	2015/03/26
65927	Credit Suisse AG	TCH R Bull CBBC Oct 2015 B	0.2500	135.70 per 100 units	138.30 per 100 units	2015/10/30	50,000,000	2015/03/26
65932	Credit Suisse AG	TCH R Bear CBBC Jul 2015 A	0.2500	162.80 per 100 units	159.80 per 100 units	2015/07/31	50,000,000	2015/03/26
66054	Bank of East Asia	A50 China R Bear CBBC Sep 2015 A	0.2500	14.5000	14.1800	2015/09/30	100,000,000	2015/03/26
66075	Bank of East Asia	TCH R Bull CBBC Dec 2015 A	0.2500	132 per 100 units	135 per 100 units	2015/12/02	40,000,000	2015/03/26
66092	Bank of East Asia	TCH R Bear CBBC Dec 2015 A	0.2500	165 per 100 units	160.80 per 100 units	2015/12/09	40,000,000	2015/03/26
65713	HK Bank	AIA R Bull CBBC Dec 2015 B	0.5000	42.0800	43.0800	2015/12/14	50,000,000	2015/03/26
65691	HK Bank	CAM CSI300 R Bull CBBC Mar 2016 A	0.4000	44.3800	45.3800	2016/03/14	100,000,000	2015/03/26
65690	HK Bank	CAM CSI300 R Bear CBBC Jan 2016 A	0.7400	54.8800	53.8800	2016/01/25	40,000,000	2015/03/26
65711	HK Bank	China Mobile R Bull CBBC Nov 2015 F	0.2500	97.68 per 100 units	99.68 per 100 units	2015/11/30	120,000,000	2015/03/26
65683	HK Bank	CSOP A50 ETF R Bull CBBC Jan 2016 W	0.2500	13.3800	13.5800	2016/01/27	200,000,000	2015/03/26
65687	HK Bank	A50 R Bull CBBC Feb 2016 H	0.2500	12.3800	12.5800	2016/02/15	200,000,000	2015/03/26
65674	HK Bank	HSCEI R Bull CBBC Dec 2015 B	0.2500	11,488 per 10,000 units	11,688 per 10,000 units	2015/12/30	100,000,000	2015/03/26
65693	HK Bank	HSI R Bull CBBC Jan 2016 A	0.2500	21,078 per 20,000 units	21,328 per 20,000 units	2016/01/28	400,000,000	2015/03/26
65707	HK Bank	HSI R Bear CBBC Jan 2016 A	0.2500	26,078 per 20,000 units	25,828 per 20,000 units	2016/01/28	400,000,000	2015/03/26
65677	HK Bank	HSI R Bear CBBC Mar 2016 A	0.2500	25,578 per 20,000 units	25,328 per 20,000 units	2016/03/30	400,000,000	2015/03/26
65682	HK Bank	Ping An R Bull CBBC Nov 2015 M	0.2500	83.38 per 100 units	85.88 per 100 units	2015/11/23	120,000,000	2015/03/26
65675	HK Bank	Ping An R Bull CBBC Jan 2016 C	0.2500	81.38 per 100 units	83.88 per 100 units	2016/01/25	120,000,000	2015/03/26
66018	J P Morgan SP BV	HSI R Bull CBBC Dec 2015 I	0.2500	23,800 per 10,000 units	24,000 per 10,000 units	2015/12/30	200,000,000	2015/03/26
66025	J P Morgan SP BV	HSI R Bull CBBC Dec 2015 J	0.2500	24,268 per 10,000 units	24,468 per 10,000 units	2015/12/30	200,000,000	2015/03/26
66041	J P Morgan SP BV	HSI R Bull CBBC Dec 2015 K	0.2500	24,100 per 10,000 units	24,300 per 10,000 units	2015/12/30	200,000,000	2015/03/26
65714	J P Morgan SP BV	HSI R Bear CBBC Jun 2015 B	0.2500	24,500 per 10,000 units	24,300 per 10,000 units	2015/06/29	200,000,000	2015/03/26
65998	J P Morgan SP BV	HSI R Bear CBBC Jun 2015 J	0.2500	24,700 per 10,000 units	24,500 per 10,000 units	2015/06/29	200,000,000	2015/03/26
66016	J P Morgan SP BV	HSI R Bear CBBC Jun 2015 K	0.2500	25,288 per 10,000 units	25,088 per 10,000 units	2015/06/29	200,000,000	2015/03/26
65989	J P Morgan SP BV	Tencent R Bull CBBC Aug 2015 A	0.2500	132.50 per 100 units	135 per 100 units	2015/08/17	100,000,000	2015/03/26
65996	J P Morgan SP BV	Tencent R Bear CBBC Aug 2015 A	0.2500	157.50 per 100 units	155 per 100 units	2015/08/17	100,000,000	2015/03/26
65872	SGA Societe Generale Acceptance N.V.	CSA50 R Bull CBBC Mar16A	0.2500	12.5800	12.7800	2016/03/30	100,000,000	2015/03/26
65873	SGA Societe Generale Acceptance N.V.	A50 R Bull CBBC Mar16 A	0.2500	11.8800	12.0800	2016/03/30	100,000,000	2015/03/26
65733	SGA Societe Generale Acceptance N.V.	HSI R Bull CBBC Nov15 Q	0.2500	23,908 per 10,000 units	24,008 per 10,000 units	2015/11/27	200,000,000	2015/03/26
65841	SGA Societe Generale Acceptance N.V.	HSI R Bull CBBC Nov15 R	0.2500	24,158 per 10,000 units	24,258 per 10,000 units	2015/11/27	200,000,000	2015/03/26
65842	SGA Societe Generale Acceptance N.V.	HSI R Bull CBBC Nov15 S	0.2500	24,308 per 10,000 units	24,408 per 10,000 units	2015/11/27	200,000,000	2015/03/26
65735	SGA Societe Generale Acceptance N.V.	HSI R Bear CBBC Jul15 O	0.2500	24,238 per 10,000 units	24,138 per 10,000 units	2015/07/30	200,000,000	2015/03/26
65749	SGA Societe Generale Acceptance N.V.	HSI R Bear CBBC Jul15 P	0.2500	24,388 per 10,000 units	24,288 per 10,000 units	2015/07/30	200,000,000	2015/03/26
65757	SGA Societe Generale Acceptance N.V.	HSI R Bear CBBC Jul15 Q	0.2500	24,538 per 10,000 units	24,438 per 10,000 units	2015/07/30	200,000,000	2015/03/26
65983	UBS AG	HSI R Bull CBBC Jul 2015 V	0.2500	24,000 per 10,000 units	24,200 per 10,000 units	2015/07/30	200,000,000	2015/03/26
65982	UBS AG	HSI R Bull CBBC Aug 2015 O	0.2500	24,150 per 10,000 units	24,350 per 10,000 units	2015/08/28	200,000,000	2015/03/26
65988	UBS AG	HSI R Bull CBBC Aug 2015 P	0.2500	23,850 per 10,000 units	24,050 per 10,000 units	2015/08/28	200,000,000	2015/03/26
65967	UBS AG	HSI R Bull CBBC Oct 2015 I	0.2500	24,218 per 12,000 units	24,468 per 12,000 units	2015/10/29	200,000,000	2015/03/26
65839	UBS AG	HSI R Bear CBBC Jun 2015 O	0.2500	24,600 per 10,000 units	24,400 per 10,000 units	2015/06/29	200,000,000	2015/03/26
65834	UBS AG	HSI R Bear CBBC Jun 2015 W	0.2500	24,450 per 10,000 units	24,250 per 10,000 units	2015/06/29	200,000,000	2015/03/26

Newly listed callable bull/bear contracts (continued)

Code	Issuer	Name of issue	Issue prices (HK\$)	Strike price (HKD) / Strike level per 10 units	Call price (HKD) / Call level per 10 units	Expiry date	No. of issue (units)	Listing date
65821	UBS AG	HSI R Bear CBBC Jul 2015 B	0.2500	24,371 per 12,000 units	24,121 per 12,000 units	2015/07/30	200,000,000	2015/03/26
65959	UBS AG	HSI R Bear CBBC Jul 2015 C	0.2500	26,000 per 10,000 units	25,800 per 10,000 units	2015/07/30	200,000,000	2015/03/26
65840	UBS AG	Ping An R Bull CBBC Nov 2015 C	0.2500	79.50 per 100 units	82.50 per 100 units	2015/11/09	100,000,000	2015/03/26
66043	UBS AG	TCH R Bull CBBC Oct 2015 A	0.2500	132.50 per 100 units	135 per 100 units	2015/10/05	100,000,000	2015/03/26
65957	UBS AG	Tencent R Bear CBBC Jul 2015 C	0.2500	158 per 100 units	155 per 100 units	2015/07/27	100,000,000	2015/03/26
66632	BNP Paribas Arbit Issu B.V.	HSI R Bear CBBC Jul 2015 P	0.2500	24,600 per 10,000 units	24,400 per 10,000 units	2015/07/30	200,000,000	2015/03/27
66598	Credit Suisse AG	CSOP A50 ETF R Bull CBBC Sep 2015 B	0.2500	13.2600	13.5600	2015/09/30	50,000,000	2015/03/27
66589	Credit Suisse AG	A50 China R Bull CBBC Sep 2015 B	0.2500	12.0600	12.3600	2015/09/30	50,000,000	2015/03/27
66505	Credit Suisse AG	HSI R Bull CBBC Aug 2015 A	0.2500	24,210 per 12,000 units	24,450 per 12,000 units	2015/08/28	238,000,000	2015/03/27
66502	Credit Suisse AG	HSI R Bull CBBC Aug 2015 V	0.2500	23,988 per 10,000 units	24,188 per 10,000 units	2015/08/28	238,000,000	2015/03/27
66503	Credit Suisse AG	HSI R Bull CBBC Aug 2015 W	0.2500	24,100 per 10,000 units	24,300 per 10,000 units	2015/08/28	238,000,000	2015/03/27
66514	Credit Suisse AG	HSI R Bear CBBC Jun 2015 P	0.2500	24,650 per 10,000 units	24,450 per 10,000 units	2015/06/29	238,000,000	2015/03/27
66636	Credit Suisse AG	HSI R Bear CBBC Aug 2015 P	0.2500	24,616 per 12,000 units	24,376 per 12,000 units	2015/08/28	238,000,000	2015/03/27
66501	HK Bank	AIA R Bear CBBC Apr 2016 A	0.2500	58.48 per 100 units	57.48 per 100 units	2016/04/11	40,000,000	2015/03/27
66438	HK Bank	CSOP A50 ETF R Bull CBBC Mar 2016 A	0.2500	13.5800	13.7800	2016/03/07	200,000,000	2015/03/27
66452	HK Bank	A50 R Bull CBBC Mar 2016 B	0.2500	12.5800	12.7800	2016/03/07	200,000,000	2015/03/27
66465	HK Bank	HSI R Bull CBBC Nov 2015 M	0.2500	24,188 per 15,000 units	24,388 per 15,000 units	2015/11/27	100,000,000	2015/03/27
66459	HK Bank	HSI R Bull CBBC Dec 2015 B	0.2500	23,788 per 15,000 units	23,988 per 15,000 units	2015/12/30	100,000,000	2015/03/27
66463	HK Bank	HSI R Bull CBBC Jan 2016 B	0.2500	23,988 per 15,000 units	24,188 per 15,000 units	2016/01/28	100,000,000	2015/03/27
66473	HK Bank	Ping An R Bull CBBC Dec 2015 J	0.2500	85.38 per 100 units	87.88 per 100 units	2015/12/14	120,000,000	2015/03/27
66127	HK Bank	TCH R Bull CBBC Nov 2015 H	0.2500	135.88 per 100 units	137.88 per 100 units	2015/11/30	100,000,000	2015/03/27
66111	HK Bank	TCH R Bull CBBC Dec 2015 H	0.2500	139.88 per 100 units	141.88 per 100 units	2015/12/16	100,000,000	2015/03/27
66133	HK Bank	TCH R Bull CBBC Dec 2015 I	0.2500	124.88 per 100 units	126.88 per 100 units	2015/12/14	100,000,000	2015/03/27
66155	HK Bank	TCH R Bull CBBC Dec 2015 J	0.2500	133.88 per 100 units	135.88 per 100 units	2015/12/21	100,000,000	2015/03/27
66160	HK Bank	TCH R Bull CBBC Dec 2015 K	0.2500	137.88 per 100 units	139.88 per 100 units	2015/12/09	100,000,000	2015/03/27
66116	HK Bank	TCH R Bull CBBC Jan 2016 B	0.2500	131.88 per 100 units	133.88 per 100 units	2016/01/11	100,000,000	2015/03/27
66125	HK Bank	TCH R Bear CBBC Apr 2016 A	0.2500	161.88 per 100 units	159.88 per 100 units	2016/04/06	100,000,000	2015/03/27
66156	HK Bank	TCH R Bear CBBC Apr 2016 B	0.2500	165.88 per 100 units	163.88 per 100 units	2016/04/08	100,000,000	2015/03/27
66159	HK Bank	TCH R Bear CBBC Apr 2016 C	0.2600	169.88 per 100 units	167.88 per 100 units	2016/04/11	100,000,000	2015/03/27
66113	HK Bank	TCH R Bear CBBC Jun 2016 A	0.4000	182.88 per 100 units	180.88 per 100 units	2016/06/13	100,000,000	2015/03/27
66513	J P Morgan SP BV	HSI R Bull CBBC Dec 2015 L	0.2500	24,200 per 10,000 units	24,400 per 10,000 units	2015/12/30	200,000,000	2015/03/27
66672	J P Morgan SP BV	HSI R Bull CBBC Dec 2015 M	0.2500	23,900 per 10,000 units	24,100 per 10,000 units	2015/12/30	200,000,000	2015/03/27
66616	J P Morgan SP BV	HSI R Bear CBBC Jun 2015 D	0.2500	24,600 per 10,000 units	24,400 per 10,000 units	2015/06/29	200,000,000	2015/03/27
66674	J P Morgan SP BV	HSI R Bear CBBC Jun 2015 F	0.2500	24,888 per 10,000 units	24,688 per 10,000 units	2015/06/29	200,000,000	2015/03/27
66526	SGA Societe Generale Acceptance N.V.	HSI R Bull CBBC Nov 15 T	0.2500	24,058 per 10,000 units	24,158 per 10,000 units	2015/11/27	200,000,000	2015/03/27
66527	SGA Societe Generale Acceptance N.V.	HSI R Bull CBBC Dec 15 E	0.2500	24,258 per 10,000 units	24,358 per 10,000 units	2015/12/30	200,000,000	2015/03/27
66529	SGA Societe Generale Acceptance N.V.	HSI R Bear CBBC Aug 15 C	0.2500	24,588 per 10,000 units	24,488 per 10,000 units	2015/08/28	200,000,000	2015/03/27
66544	SGA Societe Generale Acceptance N.V.	TCH R Bull CBBC Nov 15B	0.2500	125.88 per 100 units	127.88 per 100 units	2015/11/27	200,000,000	2015/03/27
66551	SGA Societe Generale Acceptance N.V.	TCH R Bull CBBC Dec 15B	0.2500	128.88 per 100 units	130.88 per 100 units	2015/12/30	200,000,000	2015/03/27
66555	SGA Societe Generale Acceptance N.V.	TCH R Bear CBBC Nov 15B	0.2500	154.88 per 100 units	152.88 per 100 units	2015/11/27	200,000,000	2015/03/27
66569	SGA Societe Generale Acceptance N.V.	TCH R Bear CBBC Dec 15A	0.2500	159.88 per 100 units	157.88 per 100 units	2015/12/30	200,000,000	2015/03/27
66577	SGA Societe Generale Acceptance N.V.	TCH R Bear CBBC Jan 16A	0.2500	164.88 per 100 units	162.88 per 100 units	2016/01/28	200,000,000	2015/03/27
66642	UBS AG	CAM CSI300 R Bull CBBC Oct 2015 B	0.2500	44 per 100 units	45 per 100 units	2015/10/05	100,000,000	2015/03/27

Newly listed callable bull/bear contracts (continued)

Code	Issuer	Name of issue	Issue prices (HK\$)	Strike price (HKD) / Strike level per 10 units	Call price (HKD) / Call level per 10 units	Expiry date	No. of issue (units)	Listing date
66637	UBS AG	CKH R Bear CBBC Aug 2015 A	0.2500	176 per 100 units	170 per 100 units	2015/08/17	100,000,000	2015/03/27
66641	UBS AG	CSOP A50 ETF R Bull CBBC Oct 2015 B	0.2500	12.7000	13.0000	2015/10/05	100,000,000	2015/03/27
66516	UBS AG	HSI R Bull CBBC Sep 2015 R	0.2500	24,250 per 10,000 units	24,450 per 10,000 units	2015/09/29	200,000,000	2015/03/27
66525	UBS AG	HSI R Bull CBBC Sep 2015 S	0.2500	23,900 per 10,000 units	24,100 per 10,000 units	2015/09/29	200,000,000	2015/03/27
66521	UBS AG	HSI R Bull CBBC Oct 2015 J	0.2500	24,100 per 10,000 units	24,300 per 10,000 units	2015/10/29	200,000,000	2015/03/27
66665	UBS AG	HSI R Bear CBBC Jun 2015 E	0.2500	25,750 per 10,000 units	25,550 per 10,000 units	2015/06/29	200,000,000	2015/03/27
66667	UBS AG	HSI R Bear CBBC Jun 2015 J	0.2500	25,900 per 10,000 units	25,700 per 10,000 units	2015/06/29	200,000,000	2015/03/27
66163	UBS AG	HSI R Bear CBBC Jun 2015 S	0.2500	24,626 per 12,000 units	24,376 per 12,000 units	2015/06/29	200,000,000	2015/03/27
66166	UBS AG	HSI R Bear CBBC Jun 2015 T	0.2500	26,300 per 10,000 units	26,100 per 10,000 units	2015/06/29	200,000,000	2015/03/27
66659	UBS AG	HSI R Bear CBBC Jun 2015 U	0.2500	24,700 per 10,000 units	24,500 per 10,000 units	2015/06/29	200,000,000	2015/03/27
66660	UBS AG	HSI R Bear CBBC Jun 2015 X	0.2500	25,650 per 10,000 units	25,450 per 10,000 units	2015/06/29	200,000,000	2015/03/27
66639	UBS AG	Tencent R Bear CBBC Jul 2015 D	0.2500	163 per 100 units	160 per 100 units	2015/07/06	100,000,000	2015/03/27
66250	BNP Paribas Arbit Issu B.V.	CSOP A50 ETF R Bull CBBC Dec15E	0.2500	13.2000	13.5000	2015/12/30	100,000,000	2015/03/30
66231	BNP Paribas Arbit Issu B.V.	A50 Ch R Bull CBBC Dec 2015 E	0.2500	12.2000	12.5000	2015/12/30	100,000,000	2015/03/30
66251	BNP Paribas Arbit Issu B.V.	HSCEI R Bull CBBC Dec 2015 E	0.2500	11,600 per 5,000 units	11,800 per 5,000 units	2015/12/30	100,000,000	2015/03/30
66228	BNP Paribas Arbit Issu B.V.	HSI R Bull CBBC Nov 2015 C	0.2500	24,300 per 10,000 units	24,500 per 10,000 units	2015/11/27	200,000,000	2015/03/30
66214	Credit Suisse AG	HSCEI R Bear CBBC Jul 2015 B	0.2500	13,278 per 10,000 units	13,078 per 10,000 units	2015/07/30	108,000,000	2015/03/30
66191	Credit Suisse AG	HSI R Bull CBBC Sep 2015 N	0.2500	24,050 per 10,000 units	24,250 per 10,000 units	2015/09/29	238,000,000	2015/03/30
66225	Credit Suisse AG	HSI R Bull CBBC Sep 2015 P	0.2500	24,200 per 10,000 units	24,400 per 10,000 units	2015/09/29	238,000,000	2015/03/30
66262	Credit Suisse AG	HSI R Bull CBBC Sep 2015 Q	0.2500	24,294 per 10,000 units	24,494 per 10,000 units	2015/09/29	238,000,000	2015/03/30
66207	Credit Suisse AG	HSI R Bear CBBC Jun 2015 M	0.2500	24,750 per 10,000 units	24,550 per 10,000 units	2015/06/29	238,000,000	2015/03/30
66261	Credit Suisse AG	HSI R Bear CBBC Jun 2015 U	0.2500	24,695 per 10,000 units	24,495 per 10,000 units	2015/06/29	238,000,000	2015/03/30
66170	HK Bank	CSOP A50 ETF R Bull CBBC Jan 2016 X	0.2500	13.7800	13.9800	2016/01/20	200,000,000	2015/03/30
66171	HK Bank	A50 R Bull CBBC Jan 2016 V	0.2500	12.7800	12.9800	2016/01/20	200,000,000	2015/03/30
66253	J P Morgan SP BV	HSI R Bull CBBC Dec 2015 N	0.2500	24,315 per 10,000 units	24,515 per 10,000 units	2015/12/30	200,000,000	2015/03/30
66258	J P Morgan SP BV	HSI R Bull CBBC Dec 2015 O	0.2500	24,000 per 10,000 units	24,200 per 10,000 units	2015/12/30	200,000,000	2015/03/30
66189	J P Morgan SP BV	HSI R Bear CBBC Jun 2015 H	0.2500	24,588 per 10,000 units	24,388 per 10,000 units	2015/06/29	200,000,000	2015/03/30
66326	J P Morgan SP BV	HSI R Bear CBBC Jun 2015 L	0.2500	25,050 per 10,000 units	24,850 per 10,000 units	2015/06/29	200,000,000	2015/03/30
66329	J P Morgan SP BV	HSI R Bear CBBC Jun 2015 M	0.2500	26,000 per 10,000 units	25,800 per 10,000 units	2015/06/29	200,000,000	2015/03/30
66327	J P Morgan SP BV	HSI R Bear CBBC Jun 2015 T	0.2500	25,400 per 10,000 units	25,200 per 10,000 units	2015/06/29	200,000,000	2015/03/30
66328	J P Morgan SP BV	HSI R Bear CBBC Jun 2015 Y	0.2500	25,700 per 10,000 units	25,500 per 10,000 units	2015/06/29	200,000,000	2015/03/30
66223	SGA Societe Generale Acceptance N.V.	HSI R Bull CBBC Dec15 F	0.2500	24,408 per 10,000 units	24,508 per 10,000 units	2015/12/30	200,000,000	2015/03/30
66320	UBS AG	HSCEI R Bull CBBC Sep 2015 I	0.2500	11,900 per 10,000 units	12,100 per 10,000 units	2015/09/29	100,000,000	2015/03/30
66325	UBS AG	HSCEI R Bear CBBC Jul 2015 A	0.2500	14,200 per 10,000 units	14,000 per 10,000 units	2015/07/30	100,000,000	2015/03/30
66267	UBS AG	HSI R Bull CBBC Jul 2015 X	0.2500	24,200 per 10,000 units	24,400 per 10,000 units	2015/07/30	200,000,000	2015/03/30
66266	UBS AG	HSI R Bull CBBC Aug 2015 V	0.2500	24,265 per 12,000 units	24,515 per 12,000 units	2015/08/28	200,000,000	2015/03/30
66269	UBS AG	HSI R Bull CBBC Sep 2015 T	0.2500	24,050 per 10,000 units	24,250 per 10,000 units	2015/09/29	200,000,000	2015/03/30
66218	UBS AG	HSI R Bear CBBC Jul 2015 D	0.2500	24,650 per 10,000 units	24,450 per 10,000 units	2015/07/30	200,000,000	2015/03/30
66379	Credit Suisse AG	HSI R Bull CBBC Sep 2015 O	0.2500	23,850 per 10,000 units	24,050 per 10,000 units	2015/09/29	238,000,000	2015/03/31
66400	Credit Suisse AG	HSI R Bear CBBC Jul 2015 O	0.2500	24,544 per 10,000 units	24,344 per 10,000 units	2015/07/30	238,000,000	2015/03/31
66343	HK Bank	China Mobile R Bear CBBC Nov 2015 D	0.2500	107.38 per 100 units	105.38 per 100 units	2015/11/30	60,000,000	2015/03/31
66333	HK Bank	Ping An R Bull CBBC Dec 2015 K	0.2500	87.38 per 100 units	89.88 per 100 units	2015/12/21	120,000,000	2015/03/31
66341	HK Bank	Ping An R Bear CBBC Dec 2015 C	0.2500	115.38 per 100 units	112.88 per 100 units	2015/12/21	40,000,000	2015/03/31

Newly listed callable bull/bear contracts (continued)

Code	Issuer	Name of issue	Issue prices (HK\$)	Strike price (HKD) / Strike level per 10 units	Call price (HKD) / Call level per 10 units	Expiry date	No. of issue (units)	Listing date
66359	HK Bank	TCH R Bear CBBC Dec 2015 C	0.2500	148.88 per 100 units	146.88 per 100 units	2015/12/21	100,000,000	2015/03/31
66347	HK Bank	TCH R Bear CBBC Jan 2016 A	0.2500	150.88 per 100 units	148.88 per 100 units	2016/01/18	100,000,000	2015/03/31
66376	HK Bank	TCH R Bear CBBC Jan 2016 B	0.2500	154.38 per 100 units	152.38 per 100 units	2016/01/25	100,000,000	2015/03/31
66409	J P Morgan SP BV	HSI R Bull CBBC Nov 2015 J	0.2500	24,188 per 10,000 units	24,388 per 10,000 units	2015/11/27	200,000,000	2015/03/31
66413	J P Morgan SP BV	HSI R Bull CBBC Nov 2015 K	0.2500	23,788 per 10,000 units	23,988 per 10,000 units	2015/11/27	200,000,000	2015/03/31
66397	J P Morgan SP BV	HSI R Bear CBBC Jul 2015 M	0.2500	24,688 per 10,000 units	24,488 per 10,000 units	2015/07/30	200,000,000	2015/03/31
66386	SGA Societe Generale Acceptance N.V.	HSI R Bull CBBC Nov15 U	0.2500	23,700 per 20,000 units	23,800 per 20,000 units	2015/11/27	400,000,000	2015/03/31
66387	SGA Societe Generale Acceptance N.V.	HSI R Bear CBBC Aug15 D	0.2500	24,488 per 10,000 units	24,388 per 10,000 units	2015/08/28	200,000,000	2015/03/31
66385	UBS AG	HSI R Bull CBBC Aug 2015 B	0.2500	24,294 per 10,000 units	24,494 per 10,000 units	2015/08/28	200,000,000	2015/03/31
66401	UBS AG	HSI R Bear CBBC Jul 2015 E	0.2500	24,544 per 10,000 units	24,344 per 10,000 units	2015/07/30	200,000,000	2015/03/31
66404	UBS AG	HSI R Bear CBBC Jul 2015 G	0.2500	24,750 per 10,000 units	24,550 per 10,000 units	2015/07/30	200,000,000	2015/03/31
66677	BNP Paribas Arbit Issu B.V.	HSI R Bear CBBC Jul 2015 Q	0.2500	24,800 per 10,000 units	24,600 per 10,000 units	2015/07/30	200,000,000	2015/04/01
66687	Credit Suisse AG	HSI R Bull CBBC Oct 2015 N	0.2500	24,133 per 10,000 units	24,333 per 10,000 units	2015/10/29	238,000,000	2015/04/01
66689	Credit Suisse AG	HSI R Bull CBBC Oct 2015 O	0.2500	24,288 per 12,000 units	24,528 per 12,000 units	2015/10/29	238,000,000	2015/04/01
66434	Credit Suisse AG	HSI R Bear CBBC Jul 2015 I	0.2500	24,800 per 10,000 units	24,600 per 10,000 units	2015/07/30	238,000,000	2015/04/01
66431	Credit Suisse AG	HSI R Bear CBBC Jul 2015 P	0.2500	24,601 per 10,000 units	24,401 per 10,000 units	2015/07/30	238,000,000	2015/04/01
66429	HK Bank	Galaxy Ent R Bull CBBC Dec 2015 D	0.4400	31.2700	33.2700	2015/12/07	50,000,000	2015/04/01
66426	HK Bank	HKEx R Bull CBBC Dec 2015 B	0.2500	170.88 per 100 units	175.88 per 100 units	2015/12/21	60,000,000	2015/04/01
66430	HK Bank	HSI R Bear CBBC Jan 2016 B	0.2500	24,688 per 15,000 units	24,488 per 15,000 units	2016/01/28	100,000,000	2015/04/01
66419	HK Bank	Sands China R Bull CBBC May 2016 B	0.5100	27.1800	29.1800	2016/05/09	50,000,000	2015/04/01
66704	J P Morgan SP BV	HSI R Bull CBBC Oct 2015 P	0.2500	24,328 per 10,000 units	24,528 per 10,000 units	2015/10/29	200,000,000	2015/04/01
66705	J P Morgan SP BV	HSI R Bull CBBC Oct 2015 Q	0.2500	24,088 per 10,000 units	24,288 per 10,000 units	2015/10/29	200,000,000	2015/04/01
66679	J P Morgan SP BV	HSI R Bear CBBC Jul 2015 N	0.2500	24,800 per 10,000 units	24,600 per 10,000 units	2015/07/30	200,000,000	2015/04/01
66690	UBS AG	HSI R Bull CBBC Nov 2015 B	0.2500	24,328 per 10,000 units	24,528 per 10,000 units	2015/11/27	200,000,000	2015/04/01
66686	UBS AG	HSI R Bear CBBC Jul 2015 N	0.2500	24,800 per 10,000 units	24,600 per 10,000 units	2015/07/30	200,000,000	2015/04/01
66682	UBS AG	HSI R Bear CBBC Jul 2015 T	0.2500	24,675 per 12,000 units	24,425 per 12,000 units	2015/07/30	200,000,000	2015/04/01
66715	BNP Paribas Arbit Issu B.V.	HSI R Bull CBBC Nov 2015 K	0.2500	24,200 per 10,000 units	24,400 per 10,000 units	2015/11/27	200,000,000	2015/04/02
66747	BNP Paribas Arbit Issu B.V.	HSI R Bear CBBC Jul 2015 E	0.2500	24,700 per 10,000 units	24,500 per 10,000 units	2015/07/30	200,000,000	2015/04/02
66745	Credit Suisse AG	HSI R Bull CBBC Jul 2015 Q	0.2500	24,361 per 10,000 units	24,561 per 10,000 units	2015/07/30	238,000,000	2015/04/02
66746	Credit Suisse AG	HSI R Bull CBBC Jul 2015 V	0.2500	24,233 per 10,000 units	24,433 per 10,000 units	2015/07/30	238,000,000	2015/04/02
66762	Credit Suisse AG	HSI R Bear CBBC Jul 2015 F	0.2500	24,748 per 12,000 units	24,498 per 12,000 units	2015/07/30	238,000,000	2015/04/02
66763	Credit Suisse AG	HSI R Bear CBBC Jul 2015 H	0.2500	24,822 per 10,000 units	24,622 per 10,000 units	2015/07/30	238,000,000	2015/04/02
66729	J P Morgan SP BV	HSI R Bull CBBC Nov 2015 L	0.2500	23,988 per 10,000 units	24,188 per 10,000 units	2015/11/27	200,000,000	2015/04/02
66728	J P Morgan SP BV	HSI R Bull CBBC Dec 2015 P	0.2500	24,361 per 10,000 units	24,561 per 10,000 units	2015/12/30	200,000,000	2015/04/02
66760	J P Morgan SP BV	HSI R Bear CBBC Jul 2015 O	0.2500	24,700 per 10,000 units	24,500 per 10,000 units	2015/07/30	200,000,000	2015/04/02
66761	J P Morgan SP BV	HSI R Bear CBBC Aug 2015 A	0.2500	24,950 per 10,000 units	24,750 per 10,000 units	2015/08/28	200,000,000	2015/04/02
66717	SGA Societe Generale Acceptance N.V.	HSI R Bull CBBC Nov 15V	0.2500	24,458 per 10,000 units	24,558 per 10,000 units	2015/11/27	200,000,000	2015/04/02
66718	SGA Societe Generale Acceptance N.V.	HSI R Bear CBBC Aug 15E	0.2500	24,688 per 10,000 units	24,588 per 10,000 units	2015/08/28	200,000,000	2015/04/02
66734	UBS AG	HSI R Bull CBBC Oct 2015 K	0.2500	24,311 per 12,000 units	24,561 per 12,000 units	2015/10/29	200,000,000	2015/04/02
66759	UBS AG	HSI R Bear CBBC Jul 2015 P	0.2500	24,748 per 12,000 units	24,498 per 12,000 units	2015/07/30	200,000,000	2015/04/02
66716	UBS AG	Ping An R Bull CBBC Dec 2015 A	0.2500	82 per 100 units	85 per 100 units	2015/12/07	100,000,000	2015/04/02
66844	Credit Suisse AG	HSI R Bull CBBC Aug 2015 B	0.2500	24,261 per 12,000 units	24,501 per 12,000 units	2015/08/28	238,000,000	2015/04/08
66849	Credit Suisse AG	HSI R Bull CBBC Aug 2015 F	0.2500	24,022 per 10,000 units	24,222 per 10,000 units	2015/08/28	238,000,000	2015/04/08

Newly listed callable bull/bear contracts (continued)

Code	Issuer	Name of issue	Issue prices (HK\$)	Strike price (HKD) / Strike level per 10 units	Call price (HKD) / Call level per 10 units	Expiry date	No. of issue (units)	Listing date
66851	Credit Suisse AG	HSI R Bear CBBC Aug 2015 R	0.2500	24,877 per 10,000 units	24,677 per 10,000 units	2015/08/28	238,000,000	2015/04/08
66855	Credit Suisse AG	HSI R Bear CBBC Aug 2015 S	0.2500	24,687 per 10,000 units	24,487 per 10,000 units	2015/08/28	238,000,000	2015/04/08
66766	HK Bank	AIA R Bull CBBC Jan 2016 A	0.4100	45.0800	46.0800	2016/01/11	60,000,000	2015/04/08
66764	HK Bank	CPIC R Bull CBBC Feb 2016 A	0.5700	30.1800	31.6800	2016/02/22	60,000,000	2015/04/08
66773	HK Bank	HSI R Bear CBBC Dec 2015 G	0.2500	25,388 per 15,000 units	25,188 per 15,000 units	2015/12/30	100,000,000	2015/04/08
66765	HK Bank	TCH R Bear CBBC Jan 2016 C	0.2500	146.88 per 100 units	144.88 per 100 units	2016/01/11	100,000,000	2015/04/08
66819	J P Morgan SP BV	HSI R Bull CBBC Nov 2015 M	0.2500	23,888 per 10,000 units	24,088 per 10,000 units	2015/11/27	200,000,000	2015/04/08
66797	J P Morgan SP BV	HSI R Bull CBBC Dec 2015 Q	0.2500	24,300 per 10,000 units	24,500 per 10,000 units	2015/12/30	200,000,000	2015/04/08
66860	J P Morgan SP BV	HSI R Bear CBBC Jul 2015 P	0.2500	24,850 per 10,000 units	24,650 per 10,000 units	2015/07/30	200,000,000	2015/04/08
66791	Macquarie Bank Ltd.	HSI R Bull CBBC Aug 2015 A	0.2550	23,500 per 10,000 units	23,700 per 10,000 units	2015/08/28	40,000,000	2015/04/08
66795	Macquarie Bank Ltd.	HSI R Bull CBBC Aug 2015 B	0.2500	23,750 per 10,000 units	23,950 per 10,000 units	2015/08/28	40,000,000	2015/04/08
66848	UBS AG	HSCEI R Bull CBBC Oct 2015 D	0.2500	11,600 per 12,000 units	11,800 per 12,000 units	2015/10/29	100,000,000	2015/04/08
66847	UBS AG	HSI R Bull CBBC Nov 2015 C	0.2500	24,300 per 10,000 units	24,500 per 10,000 units	2015/11/27	200,000,000	2015/04/08
66784	UBS AG	HSI R Bear CBBC Jul 2015 Q	0.2500	24,700 per 10,000 units	24,500 per 10,000 units	2015/07/30	200,000,000	2015/04/08
67110	BNP Paribas Arbit Issu B.V.	CSOP A50 ETF R Bull CBBC Dec15F	0.2500	13.7000	14.0000	2015/12/30	100,000,000	2015/04/09
67105	BNP Paribas Arbit Issu B.V.	A50 Ch R Bull CBBC Dec 2015 F	0.2500	12.7000	13.0000	2015/12/30	100,000,000	2015/04/09
67116	BNP Paribas Arbit Issu B.V.	HKEx R Bull CBBC Dec 2015 A	0.2550	168 per 100 units	172 per 100 units	2015/12/30	100,000,000	2015/04/09
67101	BNP Paribas Arbit Issu B.V.	HSI R Bull CBBC Nov 2015 J	0.2500	24,400 per 10,000 units	24,600 per 10,000 units	2015/11/27	200,000,000	2015/04/09
67103	BNP Paribas Arbit Issu B.V.	HSI R Bull CBBC Nov 2015 L	0.2500	24,500 per 10,000 units	24,700 per 10,000 units	2015/11/27	200,000,000	2015/04/09
67104	BNP Paribas Arbit Issu B.V.	HSI R Bull CBBC Nov 2015 M	0.2500	24,600 per 10,000 units	24,800 per 10,000 units	2015/11/27	200,000,000	2015/04/09
66883	BNP Paribas Arbit Issu B.V.	HSI R Bear CBBC Jul 2015 D	0.2500	25,100 per 10,000 units	24,900 per 10,000 units	2015/07/30	200,000,000	2015/04/09
66863	BNP Paribas Arbit Issu B.V.	HSI R Bear CBBC Jul 2015 I	0.2500	24,900 per 10,000 units	24,700 per 10,000 units	2015/07/30	200,000,000	2015/04/09
66866	BNP Paribas Arbit Issu B.V.	HSI R Bear CBBC Jul 2015 L	0.2500	25,000 per 10,000 units	24,800 per 10,000 units	2015/07/30	200,000,000	2015/04/09
67118	BNP Paribas Arbit Issu B.V.	Ping An R Bull CBBC Dec 2015 A	0.2500	81 per 100 units	84 per 100 units	2015/12/30	100,000,000	2015/04/09
67115	BNP Paribas Arbit Issu B.V.	TCH R Bull CBBC Dec 2015 A	0.2500	133 per 100 units	135 per 100 units	2015/12/30	100,000,000	2015/04/09
66955	Credit Suisse AG	HKEx R Bull CBBC Oct 2015 A	0.2500	172.30 per 100 units	177.30 per 100 units	2015/10/30	60,000,000	2015/04/09
66956	Credit Suisse AG	HKEx R Bull CBBC Oct 2015 B	0.2500	181.60 per 100 units	186.60 per 100 units	2015/10/30	60,000,000	2015/04/09
66960	Credit Suisse AG	HKEx R Bear CBBC Jul 2015 C	0.2500	204.90 per 100 units	199.90 per 100 units	2015/07/31	60,000,000	2015/04/09
66967	Credit Suisse AG	HKEx R Bear CBBC Jul 2015 D	0.2750	214 per 100 units	209 per 100 units	2015/07/31	60,000,000	2015/04/09
66932	Credit Suisse AG	HSCEI R Bull CBBC Oct 2015 C	0.2500	11,750 per 10,000 units	11,950 per 10,000 units	2015/10/29	108,000,000	2015/04/09
66934	Credit Suisse AG	HSCEI R Bull CBBC Oct 2015 D	0.2500	12,000 per 10,000 units	12,200 per 10,000 units	2015/10/29	108,000,000	2015/04/09
66947	Credit Suisse AG	HSCEI R Bear CBBC Aug 2015 A	0.2500	13,500 per 10,000 units	13,300 per 10,000 units	2015/08/28	108,000,000	2015/04/09
66981	Credit Suisse AG	HSI R Bull CBBC Sep 2015 R	0.2500	24,400 per 10,000 units	24,600 per 10,000 units	2015/09/29	238,000,000	2015/04/09
66991	Credit Suisse AG	HSI R Bull CBBC Sep 2015 T	0.2500	24,550 per 10,000 units	24,750 per 10,000 units	2015/09/29	238,000,000	2015/04/09
67067	Credit Suisse AG	HSI R Bull CBBC Sep 2015 V	0.2500	24,615 per 12,000 units	24,855 per 12,000 units	2015/09/29	238,000,000	2015/04/09
66893	Credit Suisse AG	HSI R Bear CBBC Jul 2015 A	0.2500	24,765 per 12,000 units	24,525 per 12,000 units	2015/07/30	238,000,000	2015/04/09
66894	Credit Suisse AG	HSI R Bear CBBC Jul 2015 C	0.2500	24,850 per 10,000 units	24,650 per 10,000 units	2015/07/30	238,000,000	2015/04/09
66901	Credit Suisse AG	HSI R Bear CBBC Jul 2015 D	0.2500	25,000 per 10,000 units	24,800 per 10,000 units	2015/07/30	238,000,000	2015/04/09
66904	Credit Suisse AG	HSI R Bear CBBC Jul 2015 E	0.2500	25,100 per 10,000 units	24,900 per 10,000 units	2015/07/30	238,000,000	2015/04/09
67055	Credit Suisse AG	HSI R Bear CBBC Sep 2015 I	0.2500	25,850 per 10,000 units	25,650 per 10,000 units	2015/09/29	238,000,000	2015/04/09
67057	Credit Suisse AG	HSI R Bear CBBC Sep 2015 J	0.2500	26,300 per 10,000 units	26,100 per 10,000 units	2015/09/29	238,000,000	2015/04/09
67059	Credit Suisse AG	HSI R Bear CBBC Sep 2015 K	0.2500	26,700 per 10,000 units	26,500 per 10,000 units	2015/09/29	238,000,000	2015/04/09
66979	Credit Suisse AG	TCH R Bull CBBC Oct 2015 C	0.2500	139.60 per 100 units	142.20 per 100 units	2015/10/30	60,000,000	2015/04/09

Newly listed callable bull/bear contracts (continued)

Code	Issuer	Name of issue	Issue prices (HK\$)	Strike price (HKD) / Strike level per 10 units	Call price (HKD) / Call level per 10 units	Expiry date	No. of issue (units)	Listing date
67120	Bank of East Asia	COVS R Bull CBBC Feb 2016 A	0.6500	20.0000	22.0000	2016/02/26	30,000,000	2015/04/09
66954	Bank of East Asia	HKEX R Bull CBBC Nov 2015 B	0.2500	175 per 100 units	180 per 100 units	2015/11/06	40,000,000	2015/04/09
67069	J P Morgan SP BV	HSI R Bull CBBC Oct 2015 R	0.2500	24,655 per 10,000 units	24,855 per 10,000 units	2015/10/29	200,000,000	2015/04/09
66952	J P Morgan SP BV	HSI R Bull CBBC Nov 2015 N	0.2500	24,500 per 10,000 units	24,700 per 10,000 units	2015/11/27	200,000,000	2015/04/09
66884	J P Morgan SP BV	HSI R Bear CBBC Jul 2015 Q	0.2500	25,000 per 10,000 units	24,800 per 10,000 units	2015/07/30	200,000,000	2015/04/09
66885	J P Morgan SP BV	HSI R Bear CBBC Jul 2015 R	0.2500	24,788 per 10,000 units	24,588 per 10,000 units	2015/07/30	200,000,000	2015/04/09
67074	J P Morgan SP BV	HSI R Bear CBBC Jul 2015 S	0.2500	25,500 per 10,000 units	25,300 per 10,000 units	2015/07/30	200,000,000	2015/04/09
67075	J P Morgan SP BV	HSI R Bear CBBC Jul 2015 T	0.2500	25,800 per 10,000 units	25,600 per 10,000 units	2015/07/30	200,000,000	2015/04/09
66997	SGA Societe Generale Acceptance NV	HSCEI R Bull CBBC Dec15A	0.2500	11,408 per 10,000 units	11,608 per 10,000 units	2015/12/30	200,000,000	2015/04/09
66999	SGA Societe Generale Acceptance NV	HSCEI R Bull CBBC Dec15B	0.2500	11,808 per 10,000 units	12,008 per 10,000 units	2015/12/30	200,000,000	2015/04/09
67016	SGA Societe Generale Acceptance NV	HSCEI R Bear CBBC Oct15A	0.2500	14,088 per 10,000 units	13,888 per 10,000 units	2015/10/29	200,000,000	2015/04/09
67032	SGA Societe Generale Acceptance N.V.	HSI R Bull CBBC Nov15 W	0.2500	24,308 per 10,000 units	24,408 per 10,000 units	2015/11/27	200,000,000	2015/04/09
67035	SGA Societe Generale Acceptance N.V.	HSI R Bull CBBC Dec15 G	0.2500	24,558 per 10,000 units	24,658 per 10,000 units	2015/12/30	200,000,000	2015/04/09
67040	SGA Societe Generale Acceptance N.V.	HSI R Bull CBBC Dec15 H	0.2500	24,708 per 10,000 units	24,808 per 10,000 units	2015/12/30	200,000,000	2015/04/09
66905	SGA Societe Generale Acceptance N.V.	HSI R Bear CBBC Jul15 R	0.2500	24,588 per 10,000 units	24,488 per 10,000 units	2015/07/30	200,000,000	2015/04/09
66907	SGA Societe Generale Acceptance N.V.	HSI R Bear CBBC Jul15 S	0.2500	24,788 per 10,000 units	24,688 per 10,000 units	2015/07/30	200,000,000	2015/04/09
66912	SGA Societe Generale Acceptance N.V.	HSI R Bear CBBC Aug15 F	0.2500	25,288 per 10,000 units	25,188 per 10,000 units	2015/08/28	200,000,000	2015/04/09
67046	SGA Societe Generale Acceptance N.V.	HSI R Bear CBBC Aug15 G	0.2500	24,988 per 10,000 units	24,888 per 10,000 units	2015/08/28	200,000,000	2015/04/09
67047	SGA Societe Generale Acceptance N.V.	HSI R Bear CBBC Sep15 C	0.2500	26,000 per 20,000 units	25,900 per 20,000 units	2015/09/29	400,000,000	2015/04/09
67051	SGA Societe Generale Acceptance N.V.	HSI R Bear CBBC Oct15 A	0.2500	26,300 per 20,000 units	26,200 per 20,000 units	2015/10/29	400,000,000	2015/04/09
67052	SGA Societe Generale Acceptance N.V.	HSI R Bear CBBC Oct15 B	0.2500	26,900 per 20,000 units	26,800 per 20,000 units	2015/10/29	400,000,000	2015/04/09
67023	SGA Societe Generale Acceptance N.V.	TCH R Bull CBBC Nov15C	0.2500	131.88 per 100 units	133.88 per 100 units	2015/11/27	200,000,000	2015/04/09
67025	SGA Societe Generale Acceptance N.V.	TCH R Bull CBBC Dec15C	0.2500	134.88 per 100 units	136.88 per 100 units	2015/12/30	200,000,000	2015/04/09
67099	UBS AG	HKEX R Bull CBBC Mar 2016 A	0.2500	180 per 100 units	185 per 100 units	2016/03/14	100,000,000	2015/04/09
67092	UBS AG	HSI R Bull CBBC Sep 2015 U	0.2500	24,350 per 10,000 units	24,550 per 10,000 units	2015/09/29	200,000,000	2015/04/09
67085	UBS AG	HSI R Bull CBBC Nov 2015 D	0.2500	24,500 per 10,000 units	24,700 per 10,000 units	2015/11/27	200,000,000	2015/04/09
67082	UBS AG	HSI R Bull CBBC Dec 2015 A	0.2500	24,650 per 10,000 units	24,850 per 10,000 units	2015/12/30	200,000,000	2015/04/09
66924	UBS AG	HSI R Bear CBBC Jul 2015 H	0.2500	24,850 per 10,000 units	24,650 per 10,000 units	2015/07/30	200,000,000	2015/04/09
66931	UBS AG	HSI R Bear CBBC Jul 2015 J	0.2500	25,000 per 10,000 units	24,800 per 10,000 units	2015/07/30	200,000,000	2015/04/09
66917	UBS AG	HSI R Bear CBBC Jul 2015 R	0.2500	24,737 per 12,000 units	24,487 per 12,000 units	2015/07/30	200,000,000	2015/04/09
67424	BNP Paribas Arbit Issu B.V.	HSI R Bull CBBC Nov 2015 N	0.2500	24,700 per 10,000 units	24,900 per 10,000 units	2015/11/27	200,000,000	2015/04/10
67232	BNP Paribas Arbit Issu B.V.	HSI R Bear CBBC Jul 2015 C	0.2500	25,300 per 10,000 units	25,100 per 10,000 units	2015/07/30	200,000,000	2015/04/10
67224	BNP Paribas Arbit Issu B.V.	HSI R Bear CBBC Jul 2015 M	0.2500	25,200 per 10,000 units	25,000 per 10,000 units	2015/07/30	200,000,000	2015/04/10
67233	BNP Paribas Arbit Issu B.V.	HSI R Bear CBBC Sep 2015 A	0.2500	26,900 per 10,000 units	26,700 per 10,000 units	2015/09/29	200,000,000	2015/04/10
67252	BNP Paribas Arbit Issu B.V.	HSI R Bear CBBC Sep 2015 B	0.2600	27,400 per 10,000 units	27,200 per 10,000 units	2015/09/29	200,000,000	2015/04/10
67253	BNP Paribas Arbit Issu B.V.	HSI R Bear CBBC Sep 2015 C	0.2900	27,700 per 10,000 units	27,500 per 10,000 units	2015/09/29	200,000,000	2015/04/10
67437	Credit Suisse AG	HSI R Bull CBBC Oct 2015 P	0.2500	24,450 per 10,000 units	24,650 per 10,000 units	2015/10/29	238,000,000	2015/04/10
67439	Credit Suisse AG	HSI R Bull CBBC Oct 2015 Q	0.2500	24,600 per 10,000 units	24,800 per 10,000 units	2015/10/29	238,000,000	2015/04/10
67455	Credit Suisse AG	HSI R Bull CBBC Oct 2015 R	0.2500	24,700 per 10,000 units	24,900 per 10,000 units	2015/10/29	238,000,000	2015/04/10
67460	Credit Suisse AG	HSI R Bull CBBC Oct 2015 S	0.2500	24,721 per 12,000 units	24,971 per 12,000 units	2015/10/29	238,000,000	2015/04/10
67296	Credit Suisse AG	HSI R Bull CBBC Nov 2015 A	0.2500	23,677 per 20,000 units	24,077 per 20,000 units	2015/11/27	238,000,000	2015/04/10
67301	Credit Suisse AG	HSI R Bull CBBC Nov 2015 B	0.2500	24,050 per 20,000 units	24,450 per 20,000 units	2015/11/27	238,000,000	2015/04/10
67303	Credit Suisse AG	HSI R Bear CBBC Aug 2015 T	0.2500	25,096 per 12,000 units	24,856 per 12,000 units	2015/08/28	238,000,000	2015/04/10

Newly listed callable bull/bear contracts (continued)

Code	Issuer	Name of issue	Issue prices (HK\$)	Strike price (HKD) / Strike level per 10 units	Call price (HKD) / Call level per 10 units	Expiry date	No. of issue (units)	Listing date
67305	Credit Suisse AG	HSI R Bear CBBC Aug 2015 U	0.2500	25,200 per 10,000 units	25,000 per 10,000 units	2015/08/28	238,000,000	2015/04/10
67318	Credit Suisse AG	HSI R Bear CBBC Aug 2015 V	0.2500	25,300 per 10,000 units	25,100 per 10,000 units	2015/08/28	238,000,000	2015/04/10
67278	Credit Suisse AG	HSI R Bear CBBC Oct 2015 D	0.2500	27,000 per 10,000 units	26,800 per 10,000 units	2015/10/29	238,000,000	2015/04/10
67279	Credit Suisse AG	HSI R Bear CBBC Oct 2015 E	0.2500	27,210 per 10,000 units	27,000 per 10,000 units	2015/10/29	238,000,000	2015/04/10
67283	Credit Suisse AG	HSI R Bear CBBC Oct 2015 F	0.3000	27,720 per 10,000 units	27,500 per 10,000 units	2015/10/29	238,000,000	2015/04/10
67287	Credit Suisse AG	HSI R Bear CBBC Nov 2015 A	0.2500	26,955 per 20,000 units	26,555 per 20,000 units	2015/11/27	238,000,000	2015/04/10
67295	Credit Suisse AG	HSI R Bear CBBC Nov 2015 B	0.2500	27,733 per 20,000 units	27,333 per 20,000 units	2015/11/27	238,000,000	2015/04/10
67369	Credit Suisse AG	Ping An R Bull CBBC Oct 2015 A	0.2500	82.50 per 100 units	86 per 100 units	2015/10/30	60,000,000	2015/04/10
67370	Credit Suisse AG	Ping An R Bear CBBC Aug 2015 A	0.2500	106 per 100 units	102 per 100 units	2015/08/28	60,000,000	2015/04/10
67373	Credit Suisse AG	TCH R Bear CBBC Aug 2015 A	0.2500	168 per 100 units	165 per 100 units	2015/08/28	60,000,000	2015/04/10
67213	HK Bank	CAM CSI300 R Bull CBBC Apr 2016 A	0.5500	46.3800	47.3800	2016/04/25	100,000,000	2015/04/10
67121	HK Bank	CITIC Sec R Bull CBBC Jan 2016 A	0.5500	24.0000	26.0000	2016/01/25	60,000,000	2015/04/10
67207	HK Bank	China Life R Bull CBBC Jan 2016 B	0.3800	30.4800	31.0800	2016/01/28	60,000,000	2015/04/10
67174	HK Bank	CM Bank R Bull CBBC Dec 2015 B	0.2800	16.2800	16.8800	2015/12/21	40,000,000	2015/04/10
67196	HK Bank	CNOOC R Bull CBBC Jan 2016 A	0.2500	9.7800	10.2800	2016/01/25	60,000,000	2015/04/10
67136	HK Bank	CSOP A50 ETF R Bull CBBC Jan 2016 Y	0.2500	14.0800	14.2800	2016/01/27	200,000,000	2015/04/10
67147	HK Bank	CSOP A50 ETF R Bull CBBC Mar 2016 B	0.2500	14.2800	14.4800	2016/03/21	200,000,000	2015/04/10
67165	HK Bank	CSOP A50 ETF R Bear CBBC Apr 2016 A	0.3400	18.1800	17.9800	2016/04/25	40,000,000	2015/04/10
67190	HK Bank	A50 R Bull CBBC Mar 2016 C	0.2500	12.9800	13.1800	2016/03/21	200,000,000	2015/04/10
67148	HK Bank	HKEx R Bull CBBC Jan 2016 A	0.2500	178.88 per 100 units	183.88 per 100 units	2016/01/25	60,000,000	2015/04/10
67169	HK Bank	HKEx R Bear CBBC Jan 2016 A	0.3400	224.88 per 100 units	219.88 per 100 units	2016/01/25	50,000,000	2015/04/10
67188	HK Bank	HKEx R Bear CBBC Mar 2016 A	0.5400	244.88 per 100 units	239.88 per 100 units	2016/03/29	50,000,000	2015/04/10
67194	HK Bank	HSCEI R Bull CBBC Dec 2015 C	0.2500	11,688 per 10,000 units	11,888 per 10,000 units	2015/12/30	100,000,000	2015/04/10
67195	HK Bank	HSCEI R Bull CBBC Jan 2016 A	0.2500	11,888 per 10,000 units	12,088 per 10,000 units	2016/01/28	100,000,000	2015/04/10
67201	HK Bank	HSCEI R Bear CBBC Dec 2015 B	0.2500	12,888 per 10,000 units	12,688 per 10,000 units	2015/12/30	68,000,000	2015/04/10
67191	HK Bank	HSI R Bull CBBC Dec 2015 C	0.2500	24,588 per 15,000 units	24,788 per 15,000 units	2015/12/30	100,000,000	2015/04/10
67192	HK Bank	HSI R Bull CBBC Dec 2015 D	0.2500	24,388 per 15,000 units	24,588 per 15,000 units	2015/12/30	100,000,000	2015/04/10
67139	HK Bank	Haitong Sec R Bull CBBC Jan 2016 A	0.3200	16.2800	17.2800	2016/01/25	60,000,000	2015/04/10
67206	HK Bank	TCH R Bull CBBC Jan 2016 C	0.2500	140.88 per 100 units	142.88 per 100 units	2016/01/28	100,000,000	2015/04/10
67491	J P Morgan SP BV	HKEx R Bull CBBC Oct 2015 A	0.2500	175 per 100 units	180 per 100 units	2015/10/29	100,000,000	2015/04/10
67488	J P Morgan SP BV	HKEx R Bear CBBC Jul 2015 A	0.2500	203 per 100 units	198 per 100 units	2015/07/30	100,000,000	2015/04/10
67489	J P Morgan SP BV	HKEx R Bear CBBC Jul 2015 B	0.2500	213 per 100 units	208 per 100 units	2015/07/30	100,000,000	2015/04/10
67466	J P Morgan SP BV	HSCEI R Bull CBBC Oct 2015 A	0.2500	11,800 per 10,000 units	12,000 per 10,000 units	2015/10/29	100,000,000	2015/04/10
67471	J P Morgan SP BV	HSCEI R Bear CBBC Jul 2015 A	0.2500	12,700 per 10,000 units	12,500 per 10,000 units	2015/07/30	100,000,000	2015/04/10
67429	J P Morgan SP BV	HSI R Bull CBBC Nov 2015 O	0.2500	24,600 per 10,000 units	24,800 per 10,000 units	2015/11/27	200,000,000	2015/04/10
67428	J P Morgan SP BV	HSI R Bull CBBC Dec 2015 S	0.2500	24,771 per 10,000 units	24,971 per 10,000 units	2015/12/30	200,000,000	2015/04/10
67432	J P Morgan SP BV	HSI R Bull CBBC Dec 2015 T	0.2500	24,400 per 10,000 units	24,600 per 10,000 units	2015/12/30	200,000,000	2015/04/10
67254	J P Morgan SP BV	HSI R Bear CBBC Jul 2015 U	0.2500	25,100 per 10,000 units	24,900 per 10,000 units	2015/07/30	200,000,000	2015/04/10
67269	J P Morgan SP BV	HSI R Bear CBBC Jul 2015 V	0.2500	25,300 per 10,000 units	25,100 per 10,000 units	2015/07/30	200,000,000	2015/04/10
67414	SGA Societe Generale Acceptance N.V	CSA50 R Bull CBBC Jan16B	0.2500	13.2800	13.4800	2016/01/28	100,000,000	2015/04/10
67403	SGA Societe Generale Acceptance N.V	CSA50 R Bull CBBC Feb16C	0.2500	12.8800	13.0800	2016/02/26	100,000,000	2015/04/10
67417	SGA Societe Generale Acceptance N.V	CSA50 R Bull CBBC Mar16B	0.2500	13.6800	13.8800	2016/03/30	100,000,000	2015/04/10
67421	SGA Societe Generale Acceptance N.V.	A50 R Bull CBBC Jan16 B	0.2500	12.1800	12.3800	2016/01/28	100,000,000	2015/04/10

Newly listed callable bull/bear contracts (continued)

Code	Issuer	Name of issue	Issue prices (HK\$)	Strike price (HKD) / Strike level per 10 units	Call price (HKD) / Call level per 10 units	Expiry date	No. of issue (units)	Listing date
67422	SGA Societe Generale Acceptance N.V.	A50 R Bull CBBC Feb16 C	0.2500	12.4800	12.6800	2016/02/26	100,000,000	2015/04/10
67377	SGA Societe Generale Acceptance N.V.	HKEx R Bull CBBC Nov15B	0.2500	173.88 per 100 units	177.88 per 100 units	2015/11/27	200,000,000	2015/04/10
67391	SGA Societe Generale Acceptance N.V.	HKEx R Bull CBBC Dec15B	0.2500	177.88 per 100 units	181.88 per 100 units	2015/12/30	200,000,000	2015/04/10
67394	SGA Societe Generale Acceptance N.V.	HKEx R Bear CBBC Aug15A	0.2600	218.88 per 100 units	214.88 per 100 units	2015/08/28	200,000,000	2015/04/10
67393	SGA Societe Generale Acceptance N.V.	HKEx R Bear CBBC Sep15A	0.2500	213.88 per 100 units	209.88 per 100 units	2015/09/29	200,000,000	2015/04/10
67216	SGA Societe Generale Acceptance N.V.	HSI R Bull CBBC Nov15 X	0.2500	24,658 per 10,000 units	24,758 per 10,000 units	2015/11/27	200,000,000	2015/04/10
67215	SGA Societe Generale Acceptance N.V.	HSI R Bull CBBC Dec15 I	0.2500	24,000 per 20,000 units	24,100 per 20,000 units	2015/12/30	400,000,000	2015/04/10
67423	SGA Societe Generale Acceptance N.V.	HSI R Bull CBBC Dec15 J	0.2500	24,858 per 10,000 units	24,958 per 10,000 units	2015/12/30	200,000,000	2015/04/10
67217	SGA Societe Generale Acceptance N.V.	HSI R Bear CBBC Jul15 T	0.2500	25,088 per 10,000 units	24,988 per 10,000 units	2015/07/30	200,000,000	2015/04/10
67219	SGA Societe Generale Acceptance N.V.	HSI R Bear CBBC Jul15 U	0.2500	25,238 per 10,000 units	25,138 per 10,000 units	2015/07/30	200,000,000	2015/04/10
67343	UBS AG	CSOP A50 ETF R Bull CBBC Jan 2016 A	0.2500	13.7000	14.0000	2016/01/25	50,000,000	2015/04/10
67347	UBS AG	A50 China R Bull CBBC Feb 2016 C	0.2500	12.7000	13.0000	2016/02/01	50,000,000	2015/04/10
67479	UBS AG	HSI R Bull CBBC Sep 2015 V	0.2500	24,550 per 10,000 units	24,750 per 10,000 units	2015/09/29	200,000,000	2015/04/10
67483	UBS AG	HSI R Bull CBBC Sep 2015 W	0.2500	24,250 per 10,000 units	24,450 per 10,000 units	2015/09/29	200,000,000	2015/04/10
67474	UBS AG	HSI R Bull CBBC Oct 2015 L	0.2500	24,700 per 10,000 units	24,900 per 10,000 units	2015/10/29	200,000,000	2015/04/10
67472	UBS AG	HSI R Bull CBBC Nov 2015 E	0.2500	24,721 per 12,000 units	24,971 per 12,000 units	2015/11/27	200,000,000	2015/04/10
67482	UBS AG	HSI R Bull CBBC Nov 2015 F	0.2500	24,400 per 10,000 units	24,600 per 10,000 units	2015/11/27	200,000,000	2015/04/10
67270	UBS AG	HSI R Bear CBBC Jul 2015 L	0.2500	25,056 per 10,000 units	24,856 per 10,000 units	2015/07/30	200,000,000	2015/04/10
67277	UBS AG	HSI R Bear CBBC Jul 2015 M	0.2500	25,200 per 10,000 units	25,000 per 10,000 units	2015/07/30	200,000,000	2015/04/10
67327	UBS AG	TCH R Bull CBBC Oct 2015 B	0.2500	137.50 per 100 units	140 per 100 units	2015/10/26	50,000,000	2015/04/10
64486*	J P Morgan SP BV	HSCEI R Bull CBBC Sep 2015 B	0.1290	11,300 per 10,000 units	11,500 per 10,000 units	2015/09/29	100,000,000	2015/04/10
67612	BNP Paribas Arbit Issu B.V.	HSI R Bull CBBC Nov 2015 D	0.2500	24,800 per 10,000 units	25,000 per 10,000 units	2015/11/27	200,000,000	2015/04/13
67588	Credit Suisse AG	HSI R Bull CBBC Nov 2015 C	0.2500	24,500 per 10,000 units	24,700 per 10,000 units	2015/11/27	238,000,000	2015/04/13
67595	Credit Suisse AG	HSI R Bull CBBC Nov 2015 D	0.2500	24,750 per 10,000 units	24,950 per 10,000 units	2015/11/27	238,000,000	2015/04/13
67602	Credit Suisse AG	HSI R Bull CBBC Nov 2015 E	0.2500	24,882 per 10,000 units	25,082 per 10,000 units	2015/11/27	238,000,000	2015/04/13
67516	Credit Suisse AG	HSI R Bear CBBC Jul 2015 G	0.2500	25,149 per 12,000 units	24,909 per 12,000 units	2015/07/30	238,000,000	2015/04/13
67521	Credit Suisse AG	HSI R Bear CBBC Jul 2015 S	0.2500	25,250 per 10,000 units	25,050 per 10,000 units	2015/07/30	238,000,000	2015/04/13
67605	J P Morgan SP BV	HSI R Bull CBBC Oct 2015 S	0.2500	24,700 per 10,000 units	24,900 per 10,000 units	2015/10/29	200,000,000	2015/04/13
67606	J P Morgan SP BV	HSI R Bull CBBC Nov 2015 P	0.2500	24,488 per 10,000 units	24,688 per 10,000 units	2015/11/27	200,000,000	2015/04/13
67604	J P Morgan SP BV	HSI R Bull CBBC Dec 2015 U	0.2500	24,882 per 10,000 units	25,082 per 10,000 units	2015/12/30	200,000,000	2015/04/13
67498	J P Morgan SP BV	HSI R Bear CBBC Jul 2015 W	0.2500	25,200 per 10,000 units	25,000 per 10,000 units	2015/07/30	200,000,000	2015/04/13
67607	J P Morgan SP BV	HSI R Bear CBBC Jul 2015 X	0.2500	25,900 per 10,000 units	25,700 per 10,000 units	2015/07/30	200,000,000	2015/04/13
67609	J P Morgan SP BV	HSI R Bear CBBC Aug 2015 B	0.2500	26,200 per 10,000 units	26,000 per 10,000 units	2015/08/28	200,000,000	2015/04/13
67610	J P Morgan SP BV	HSI R Bear CBBC Sep 2015 A	0.2500	26,600 per 10,000 units	26,400 per 10,000 units	2015/09/29	200,000,000	2015/04/13
67546	SGA Societe Generale Acceptance N.V.	HSI R Bull CBBC Nov15 Y	0.2500	24,808 per 10,000 units	24,908 per 10,000 units	2015/11/27	200,000,000	2015/04/13
67545	SGA Societe Generale Acceptance N.V.	HSI R Bull CBBC Dec15 K	0.2500	24,958 per 10,000 units	25,058 per 10,000 units	2015/12/30	200,000,000	2015/04/13
67532	SGA Societe Generale Acceptance N.V.	HSI R Bear CBBC Jul15 V	0.2500	26,488 per 10,000 units	26,388 per 10,000 units	2015/07/30	200,000,000	2015/04/13
67540	SGA Societe Generale Acceptance N.V.	HSI R Bear CBBC Jul15 W	0.2500	26,288 per 10,000 units	26,188 per 10,000 units	2015/07/30	200,000,000	2015/04/13
67522	SGA Societe Generale Acceptance N.V.	HSI R Bear CBBC Aug15 H	0.2500	26,788 per 10,000 units	26,688 per 10,000 units	2015/08/28	200,000,000	2015/04/13
67529	SGA Societe Generale Acceptance N.V.	HSI R Bear CBBC Aug15 I	0.2500	26,588 per 10,000 units	26,488 per 10,000 units	2015/08/28	200,000,000	2015/04/13
67535	SGA Societe Generale Acceptance N.V.	HSI R Bear CBBC Aug15 J	0.2500	26,388 per 10,000 units	26,288 per 10,000 units	2015/08/28	200,000,000	2015/04/13
67523	SGA Societe Generale Acceptance N.V.	HSI R Bear CBBC Sep15 D	0.2500	26,688 per 10,000 units	26,588 per 10,000 units	2015/09/29	200,000,000	2015/04/13
67499	UBS AG	HSCEI R Bull CBBC Sep 2015 J	0.2500	12,100 per 10,000 units	12,300 per 10,000 units	2015/09/29	100,000,000	2015/04/13

Newly listed callable bull/bear contracts (continued)

Code	Issuer	Name of issue	Issue prices (HK\$)	Strike price (HKD) / Strike level per 10 units	Call price (HKD) / Call level per 10 units	Expiry date	No. of issue (units)	Listing date
67565	UBS AG	HSCEI R Bull CBBC Sep 2015 K	0.2500	12,300 per 10,000 units	12,500 per 10,000 units	2015/09/29	100,000,000	2015/04/13
67582	UBS AG	HSI R Bull CBBC Sep 2015 X	0.2500	24,450 per 10,000 units	24,650 per 10,000 units	2015/09/29	200,000,000	2015/04/13
67567	UBS AG	HSI R Bull CBBC Oct 2015 M	0.2500	24,832 per 12,000 units	25,082 per 12,000 units	2015/10/29	200,000,000	2015/04/13
67578	UBS AG	HSI R Bull CBBC Nov 2015 G	0.2500	24,600 per 10,000 units	24,800 per 10,000 units	2015/11/27	200,000,000	2015/04/13
67576	UBS AG	HSI R Bull CBBC Dec 2015 B	0.2500	24,800 per 10,000 units	25,000 per 10,000 units	2015/12/30	200,000,000	2015/04/13
67503	UBS AG	HSI R Bear CBBC Jul 2015 S	0.2500	25,101 per 10,000 units	24,901 per 10,000 units	2015/07/30	200,000,000	2015/04/13
67514	UBS AG	HSI R Bear CBBC Jul 2015 U	0.2500	25,250 per 10,000 units	25,050 per 10,000 units	2015/07/30	200,000,000	2015/04/13
67549	UBS AG	HSI R Bear CBBC Sep 2015 A	0.2500	26,900 per 10,000 units	26,700 per 10,000 units	2015/09/29	200,000,000	2015/04/13
67554	UBS AG	HSI R Bear CBBC Sep 2015 B	0.2500	27,200 per 10,000 units	27,000 per 10,000 units	2015/09/29	200,000,000	2015/04/13
65027*	UBS AG	HSCEI R Bull CBBC Oct 2015 B	0.1910	11,300 per 10,000 units	11,500 per 10,000 units	2015/10/29	100,000,000	2015/04/13
65048*	UBS AG	HSCEI R Bull CBBC Sep 2015 H	0.1710	11,500 per 10,000 units	11,700 per 10,000 units	2015/09/29	100,000,000	2015/04/13
66320*	UBS AG	HSCEI R Bull CBBC Sep 2015 I	0.1560	11,900 per 10,000 units	12,100 per 10,000 units	2015/09/29	100,000,000	2015/04/13
67914	BNP Paribas Arbit Issu B.V.	HSI R Bull CBBC Nov 2015 E	0.2500	24,900 per 10,000 units	25,100 per 10,000 units	2015/11/27	200,000,000	2015/04/14
67913	BNP Paribas Arbit Issu B.V.	HSI R Bull CBBC Nov 2015 I	0.2500	25,000 per 10,000 units	25,200 per 10,000 units	2015/11/27	200,000,000	2015/04/14
67635	BNP Paribas Arbit Issu B.V.	HSI R Bear CBBC Jul 2015 X	0.2500	25,400 per 10,000 units	25,200 per 10,000 units	2015/07/30	200,000,000	2015/04/14
67636	BNP Paribas Arbit Issu B.V.	HSI R Bear CBBC Sep 2015 D	0.2500	27,100 per 10,000 units	26,900 per 10,000 units	2015/09/29	200,000,000	2015/04/14
67646	BNP Paribas Arbit Issu B.V.	HSI R Bear CBBC Sep 2015 E	0.2500	27,300 per 10,000 units	27,100 per 10,000 units	2015/09/29	200,000,000	2015/04/14
67737	Credit Suisse AG	HSCEI R Bull CBBC Sep 2015 E	0.2500	12,333 per 10,000 units	12,533 per 10,000 units	2015/09/29	108,000,000	2015/04/14
67740	Credit Suisse AG	HSCEI R Bull CBBC Sep 2015 F	0.2500	12,133 per 10,000 units	12,333 per 10,000 units	2015/09/29	108,000,000	2015/04/14
67746	Credit Suisse AG	HSCEI R Bull CBBC Nov 2015 A	0.2500	11,888 per 10,000 units	12,088 per 10,000 units	2015/11/27	108,000,000	2015/04/14
67750	Credit Suisse AG	HSCEI R Bull CBBC Nov 2015 B	0.2500	11,688 per 10,000 units	11,888 per 10,000 units	2015/11/27	108,000,000	2015/04/14
67752	Credit Suisse AG	HSCEI R Bear CBBC Sep 2015 A	0.2500	13,800 per 10,000 units	13,600 per 10,000 units	2015/09/29	108,000,000	2015/04/14
67839	Credit Suisse AG	HSI R Bull CBBC Sep 2015 H	0.2500	25,035 per 12,000 units	25,275 per 12,000 units	2015/09/29	238,000,000	2015/04/14
67832	Credit Suisse AG	HSI R Bull CBBC Sep 2015 S	0.2500	24,950 per 10,000 units	25,150 per 10,000 units	2015/09/29	238,000,000	2015/04/14
67817	Credit Suisse AG	HSI R Bull CBBC Sep 2015 U	0.2500	24,800 per 10,000 units	25,000 per 10,000 units	2015/09/29	238,000,000	2015/04/14
67753	Credit Suisse AG	HSI R Bear CBBC Aug 2015 W	0.2500	25,323 per 12,000 units	25,083 per 12,000 units	2015/08/28	238,000,000	2015/04/14
67758	Credit Suisse AG	HSI R Bear CBBC Aug 2015 X	0.2500	25,350 per 10,000 units	25,150 per 10,000 units	2015/08/28	238,000,000	2015/04/14
67761	Credit Suisse AG	HSI R Bear CBBC Aug 2015 Y	0.2500	25,577 per 10,000 units	25,377 per 10,000 units	2015/08/28	238,000,000	2015/04/14
67812	Credit Suisse AG	HSI R Bear CBBC Sep 2015 L	0.2500	26,900 per 10,000 units	26,700 per 10,000 units	2015/09/29	238,000,000	2015/04/14
67813	Credit Suisse AG	HSI R Bear CBBC Sep 2015 M	0.2500	27,100 per 10,000 units	26,900 per 10,000 units	2015/09/29	238,000,000	2015/04/14
67731	Bank of East Asia	Sinopec Corp R Bull CBBC Mar 2016 A	0.2500	5.2000	5.5000	2016/03/22	40,000,000	2015/04/14
67722	Bank of East Asia	A50 China R Bull CBBC Feb 2016 C	0.2500	12.0000	12.3800	2016/02/12	40,000,000	2015/04/14
67729	Bank of East Asia	HKEx R Bull CBBC Dec 2015 A	0.2500	181.80 per 100 units	186.80 per 100 units	2015/12/17	40,000,000	2015/04/14
67724	Bank of East Asia	HKEx R Bear CBBC Mar 2016 A	0.2500	213.80 per 100 units	208.80 per 100 units	2016/03/17	40,000,000	2015/04/14
67721	Bank of East Asia	TCH R Bull CBBC Jan 2016 B	0.2500	135 per 100 units	138.80 per 100 units	2016/01/26	40,000,000	2015/04/14
67623	HK Bank	CUni R Bull CBBC Jan 2016 B	0.2500	10.4800	11.4800	2016/01/18	50,000,000	2015/04/14
67634	HK Bank	China Life R Bear CBBC Feb 2016 A	0.5100	39.5800	38.9800	2016/02/01	50,000,000	2015/04/14
67625	HK Bank	CSOP A50 ETF R Bull CBBC Apr 2016 A	0.2500	14.4800	14.6800	2016/04/01	200,000,000	2015/04/14
67630	HK Bank	A50 R Bull CBBC Apr 2016 A	0.2500	13.1800	13.3800	2016/04/01	200,000,000	2015/04/14
67620	HK Bank	HKEx R Bull CBBC Dec 2015 C	0.2500	186.88 per 100 units	191.88 per 100 units	2015/12/01	60,000,000	2015/04/14
67624	HK Bank	HSI R Bull CBBC Jan 2016 C	0.2500	24,878 per 15,000 units	25,078 per 15,000 units	2016/01/28	100,000,000	2015/04/14
67613	HK Bank	PetCh R Bull CBBC Jan 2016 C	0.2500	7.6800	8.0800	2016/01/25	60,000,000	2015/04/14
67941	J P Morgan SP BV	HSCEI R Bull CBBC Nov 2015 B	0.2500	12,100 per 10,000 units	12,300 per 10,000 units	2015/11/27	200,000,000	2015/04/14

Newly listed callable bull/bear contracts (continued)

Code	Issuer	Name of issue	Issue prices (HK\$)	Strike price (HKD) / Strike level per 10 units	Call price (HKD) / Call level per 10 units	Expiry date	No. of issue (units)	Listing date
67939	J P Morgan SP BV	HSCEI R Bull CBBC Dec 2015 B	0.2500	12,400 per 10,000 units	12,600 per 10,000 units	2015/12/30	200,000,000	2015/04/14
67942	J P Morgan SP BV	HSCEI R Bear CBBC Jul 2015 C	0.2500	13,200 per 10,000 units	13,000 per 10,000 units	2015/07/30	200,000,000	2015/04/14
67944	J P Morgan SP BV	HSCEI R Bear CBBC Aug 2015 B	0.2500	13,700 per 10,000 units	13,500 per 10,000 units	2015/08/28	200,000,000	2015/04/14
67934	J P Morgan SP BV	HSI R Bull CBBC Nov 2015 Q	0.2500	24,800 per 10,000 units	25,000 per 10,000 units	2015/11/27	200,000,000	2015/04/14
67935	J P Morgan SP BV	HSI R Bull CBBC Nov 2015 R	0.2500	24,588 per 10,000 units	24,788 per 10,000 units	2015/11/27	200,000,000	2015/04/14
67929	J P Morgan SP BV	HSI R Bull CBBC Dec 2015 V	0.2500	25,075 per 10,000 units	25,275 per 10,000 units	2015/12/30	200,000,000	2015/04/14
67734	J P Morgan SP BV	HSI R Bear CBBC Jul 2015 Y	0.2500	25,400 per 10,000 units	25,200 per 10,000 units	2015/07/30	200,000,000	2015/04/14
67936	J P Morgan SP BV	HSI R Bear CBBC Jul 2015 Z	0.2500	25,850 per 10,000 units	25,650 per 10,000 units	2015/07/30	200,000,000	2015/04/14
67937	J P Morgan SP BV	HSI R Bear CBBC Aug 2015 C	0.2500	26,188 per 10,000 units	25,988 per 10,000 units	2015/08/28	200,000,000	2015/04/14
67938	J P Morgan SP BV	HSI R Bear CBBC Dec 2015 A	0.2500	27,000 per 10,000 units	26,800 per 10,000 units	2015/12/30	200,000,000	2015/04/14
67781	Macquarie Bank Ltd.	HSI R Bull CBBC Aug 2015 C	0.2500	24,500 per 10,000 units	24,700 per 10,000 units	2015/08/28	40,000,000	2015/04/14
67786	Macquarie Bank Ltd.	HSI R Bull CBBC Aug 2015 D	0.2550	24,250 per 10,000 units	24,450 per 10,000 units	2015/08/28	40,000,000	2015/04/14
67789	Macquarie Bank Ltd.	HSI R Bull CBBC Aug 2015 E	0.2600	24,000 per 10,000 units	24,200 per 10,000 units	2015/08/28	40,000,000	2015/04/14
67808	Macquarie Bank Ltd.	HSI R Bear CBBC Aug 2015 A	0.2550	26,700 per 10,000 units	26,500 per 10,000 units	2015/08/28	40,000,000	2015/04/14
67809	Macquarie Bank Ltd.	HSI R Bear CBBC Aug 2015 B	0.2500	26,450 per 10,000 units	26,250 per 10,000 units	2015/08/28	40,000,000	2015/04/14
67925	Macquarie Bank Ltd.	HSI R Bear CBBC Aug 2015 C	0.2500	26,950 per 10,000 units	26,750 per 10,000 units	2015/08/28	40,000,000	2015/04/14
67677	Standard Chartered Bank	HSCEI R Bull CBBC Oct 2015 C	0.2500	11,880 per 10,000 units	12,080 per 10,000 units	2015/10/29	100,000,000	2015/04/14
67681	Standard Chartered Bank	HSCEI R Bear CBBC Jul 2015 A	0.2500	13,880 per 10,000 units	13,680 per 10,000 units	2015/07/30	100,000,000	2015/04/14
67648	Standard Chartered Bank	HSI R Bull CBBC Jul 2015 D	0.2500	24,780 per 20,000 units	25,080 per 20,000 units	2015/07/30	100,000,000	2015/04/14
67649	Standard Chartered Bank	HSI R Bull CBBC Jul 2015 E	0.2500	24,630 per 15,000 units	24,830 per 15,000 units	2015/07/30	100,000,000	2015/04/14
67651	Standard Chartered Bank	HSI R Bull CBBC Jul 2015 F	0.2500	24,380 per 20,000 units	24,680 per 20,000 units	2015/07/30	100,000,000	2015/04/14
67653	Standard Chartered Bank	HSI R Bull CBBC Jul 2015 G	0.2500	24,280 per 15,000 units	24,480 per 15,000 units	2015/07/30	100,000,000	2015/04/14
67659	Standard Chartered Bank	HSI R Bull CBBC Jul 2015 H	0.2500	23,980 per 20,000 units	24,280 per 20,000 units	2015/07/30	100,000,000	2015/04/14
67664	Standard Chartered Bank	HSI R Bull CBBC Jul 2015 I	0.2500	23,880 per 15,000 units	24,080 per 15,000 units	2015/07/30	100,000,000	2015/04/14
67848	Standard Chartered Bank	HSI R Bull CBBC Jul 2015 J	0.2500	24,980 per 15,000 units	25,180 per 15,000 units	2015/07/30	100,000,000	2015/04/14
67851	Standard Chartered Bank	HSI R Bear CBBC Jul 2015 A	0.2500	25,580 per 20,000 units	25,280 per 20,000 units	2015/07/30	100,000,000	2015/04/14
67879	Standard Chartered Bank	HSI R Bear CBBC Jul 2015 B	0.2500	26,080 per 15,000 units	25,880 per 15,000 units	2015/07/30	100,000,000	2015/04/14
67770	SGA Societe Generale Acceptance N.V.	HSI R Bull CBBC Dec15 L	0.2500	25,058 per 10,000 units	25,158 per 10,000 units	2015/12/30	200,000,000	2015/04/14
67694	SGA Societe Generale Acceptance N.V.	HSI R Bear CBBC Aug15 K	0.2500	25,188 per 10,000 units	25,088 per 10,000 units	2015/08/28	200,000,000	2015/04/14
67698	SGA Societe Generale Acceptance N.V.	HSI R Bear CBBC Aug15 L	0.2500	26,988 per 10,000 units	26,888 per 10,000 units	2015/08/28	200,000,000	2015/04/14
67695	SGA Societe Generale Acceptance N.V.	HSI R Bear CBBC Sep15 E	0.2500	26,888 per 10,000 units	26,788 per 10,000 units	2015/09/29	200,000,000	2015/04/14
67700	SGA Societe Generale Acceptance N.V.	HSI R Bear CBBC Sep15 F	0.2500	27,088 per 10,000 units	26,988 per 10,000 units	2015/09/29	200,000,000	2015/04/14
67780	SGA Societe Generale Acceptance N.V.	HSI R Bear CBBC Oct15 C	0.2500	27,500 per 20,000 units	27,400 per 20,000 units	2015/10/29	400,000,000	2015/04/14
67772	SGA Societe Generale Acceptance N.V.	HSI R Bear CBBC Nov15 A	0.2500	27,200 per 20,000 units	27,100 per 20,000 units	2015/11/27	400,000,000	2015/04/14
67766	UBS AG	HSCEI R Bull CBBC Sep 2015 L	0.2500	12,400 per 10,000 units	12,600 per 10,000 units	2015/09/29	200,000,000	2015/04/14
67764	UBS AG	HSCEI R Bull CBBC Oct 2015 E	0.2500	12,200 per 10,000 units	12,400 per 10,000 units	2015/10/29	200,000,000	2015/04/14
67898	UBS AG	HSI R Bull CBBC Oct 2015 N	0.2500	24,850 per 10,000 units	25,050 per 10,000 units	2015/10/29	200,000,000	2015/04/14
67881	UBS AG	HSI R Bull CBBC Nov 2015 H	0.2500	25,025 per 12,000 units	25,275 per 12,000 units	2015/11/27	200,000,000	2015/04/14
67886	UBS AG	HSI R Bull CBBC Nov 2015 I	0.2500	25,000 per 10,000 units	25,200 per 10,000 units	2015/11/27	200,000,000	2015/04/14
67689	UBS AG	HSI R Bear CBBC Jul 2015 V	0.2500	25,333 per 12,000 units	25,083 per 12,000 units	2015/07/30	200,000,000	2015/04/14
67690	UBS AG	HSI R Bear CBBC Jul 2015 W	0.2500	25,350 per 10,000 units	25,150 per 10,000 units	2015/07/30	200,000,000	2015/04/14
67691	UBS AG	HSI R Bear CBBC Oct 2015 A	0.2500	27,588 per 20,000 units	27,288 per 20,000 units	2015/10/29	200,000,000	2015/04/14
67692	UBS AG	HSI R Bear CBBC Oct 2015 B	0.2500	26,688 per 20,000 units	26,388 per 20,000 units	2015/10/29	200,000,000	2015/04/14

Newly listed callable bull/bear contracts (continued)

Code	Issuer	Name of issue	Issue prices (HK\$)	Strike price (HKD) / Strike level per 10 units	Call price (HKD) / Call level per 10 units	Expiry date	No. of issue (units)	Listing date
67763	UBS AG	TCH R Bull CBBC Nov 2015 A	0.2500	135 per 100 units	137.50 per 100 units	2015/11/09	50,000,000	2015/04/14
68255	BNP Paribas Arbit Issu B.V.	CSOP A50 ETF R Bull CBBC Dec15G	0.2500	14.2000	14.5000	2015/12/30	100,000,000	2015/04/15
68257	BNP Paribas Arbit Issu B.V.	CSOP A50 ETF R Bull CBBC Dec15H	0.2500	14.7000	15.0000	2015/12/30	100,000,000	2015/04/15
68246	BNP Paribas Arbit Issu B.V.	A50 Ch R Bull CBBC Dec 2015 G	0.2500	13.2000	13.5000	2015/12/30	100,000,000	2015/04/15
68218	BNP Paribas Arbit Issu B.V.	HSCEI R Bull CBBC Dec 2015 F	0.2500	12,000 per 5,000 units	12,200 per 5,000 units	2015/12/30	100,000,000	2015/04/15
68226	BNP Paribas Arbit Issu B.V.	HSCEI R Bull CBBC Dec 2015 G	0.2500	12,400 per 5,000 units	12,600 per 5,000 units	2015/12/30	100,000,000	2015/04/15
68236	BNP Paribas Arbit Issu B.V.	HSCEI R Bear CBBC Dec 2015 A	0.2500	14,200 per 5,000 units	14,000 per 5,000 units	2015/12/30	100,000,000	2015/04/15
68170	BNP Paribas Arbit Issu B.V.	HSI R Bull CBBC Nov 2015 F	0.2500	25,400 per 10,000 units	25,600 per 10,000 units	2015/11/27	200,000,000	2015/04/15
68174	BNP Paribas Arbit Issu B.V.	HSI R Bull CBBC Nov 2015 G	0.2500	25,500 per 10,000 units	25,700 per 10,000 units	2015/11/27	200,000,000	2015/04/15
68178	BNP Paribas Arbit Issu B.V.	HSI R Bull CBBC Nov 2015 O	0.2500	25,600 per 10,000 units	25,800 per 10,000 units	2015/11/27	200,000,000	2015/04/15
68497	BNP Paribas Arbit Issu B.V.	HSI R Bull CBBC Dec 2015 C	0.2500	25,800 per 10,000 units	26,000 per 10,000 units	2015/12/30	200,000,000	2015/04/15
68167	BNP Paribas Arbit Issu B.V.	HSI R Bull CBBC Dec 2015 D	0.2500	25,200 per 10,000 units	25,400 per 10,000 units	2015/12/30	200,000,000	2015/04/15
68168	BNP Paribas Arbit Issu B.V.	HSI R Bull CBBC Dec 2015 E	0.2500	25,300 per 10,000 units	25,500 per 10,000 units	2015/12/30	200,000,000	2015/04/15
68498	BNP Paribas Arbit Issu B.V.	HSI R Bull CBBC Dec 2015 G	0.2500	25,900 per 10,000 units	26,100 per 10,000 units	2015/12/30	200,000,000	2015/04/15
68503	BNP Paribas Arbit Issu B.V.	HSI R Bull CBBC Dec 2015 J	0.2500	26,000 per 10,000 units	26,200 per 10,000 units	2015/12/30	200,000,000	2015/04/15
68152	BNP Paribas Arbit Issu B.V.	HSI R Bull CBBC Dec 2015 Z	0.2500	25,100 per 10,000 units	25,300 per 10,000 units	2015/12/30	200,000,000	2015/04/15
68186	BNP Paribas Arbit Issu B.V.	HSI R Bear CBBC Jul 2015 J	0.2500	26,200 per 10,000 units	26,000 per 10,000 units	2015/07/30	200,000,000	2015/04/15
68020	BNP Paribas Arbit Issu B.V.	HSI R Bear CBBC Jul 2015 K	0.2500	25,600 per 10,000 units	25,400 per 10,000 units	2015/07/30	200,000,000	2015/04/15
68009	BNP Paribas Arbit Issu B.V.	HSI R Bear CBBC Jul 2015 N	0.2500	25,900 per 10,000 units	25,700 per 10,000 units	2015/07/30	200,000,000	2015/04/15
68013	BNP Paribas Arbit Issu B.V.	HSI R Bear CBBC Jul 2015 O	0.2500	25,800 per 10,000 units	25,600 per 10,000 units	2015/07/30	200,000,000	2015/04/15
68187	BNP Paribas Arbit Issu B.V.	HSI R Bear CBBC Jul 2015 P	0.2500	26,300 per 10,000 units	26,100 per 10,000 units	2015/07/30	200,000,000	2015/04/15
68482	BNP Paribas Arbit Issu B.V.	HSI R Bear CBBC Jul 2015 R	0.2500	26,400 per 10,000 units	26,200 per 10,000 units	2015/07/30	200,000,000	2015/04/15
68182	BNP Paribas Arbit Issu B.V.	HSI R Bear CBBC Jul 2015 Y	0.2500	26,100 per 10,000 units	25,900 per 10,000 units	2015/07/30	200,000,000	2015/04/15
68003	BNP Paribas Arbit Issu B.V.	HSI R Bear CBBC Jul 2015 Z	0.2500	26,000 per 10,000 units	25,800 per 10,000 units	2015/07/30	200,000,000	2015/04/15
68191	BNP Paribas Arbit Issu B.V.	HSI R Bear CBBC Sep 2015 F	0.2500	27,500 per 10,000 units	27,300 per 10,000 units	2015/09/29	200,000,000	2015/04/15
68197	BNP Paribas Arbit Issu B.V.	HSI R Bear CBBC Sep 2015 G	0.2500	27,600 per 10,000 units	27,400 per 10,000 units	2015/09/29	200,000,000	2015/04/15
68198	BNP Paribas Arbit Issu B.V.	HSI R Bear CBBC Sep 2015 H	0.2500	27,800 per 10,000 units	27,600 per 10,000 units	2015/09/29	200,000,000	2015/04/15
68199	BNP Paribas Arbit Issu B.V.	HSI R Bear CBBC Sep 2015 I	0.2500	28,000 per 10,000 units	27,800 per 10,000 units	2015/09/29	200,000,000	2015/04/15
68204	BNP Paribas Arbit Issu B.V.	HSI R Bear CBBC Sep 2015 J	0.2500	28,200 per 10,000 units	28,000 per 10,000 units	2015/09/29	200,000,000	2015/04/15
68213	BNP Paribas Arbit Issu B.V.	HSI R Bear CBBC Sep 2015 K	0.2900	28,700 per 10,000 units	28,500 per 10,000 units	2015/09/29	200,000,000	2015/04/15
68396	Credit Suisse AG	HSCEI R Bull CBBC Oct 2015 E	0.2500	12,900 per 10,000 units	13,100 per 10,000 units	2015/10/29	108,000,000	2015/04/15
68392	Credit Suisse AG	HSCEI R Bull CBBC Nov 2015 C	0.2500	12,700 per 10,000 units	12,900 per 10,000 units	2015/11/27	108,000,000	2015/04/15
68391	Credit Suisse AG	HSCEI R Bull CBBC Dec 2015 A	0.2500	12,500 per 10,000 units	12,700 per 10,000 units	2015/12/30	108,000,000	2015/04/15
68401	Credit Suisse AG	HSCEI R Bear CBBC Jul 2015 C	0.2500	14,100 per 10,000 units	13,900 per 10,000 units	2015/07/30	108,000,000	2015/04/15
68408	Credit Suisse AG	HSCEI R Bear CBBC Aug 2015 B	0.2500	14,400 per 10,000 units	14,200 per 10,000 units	2015/08/28	108,000,000	2015/04/15
68530	Credit Suisse AG	HSI R Bull CBBC Nov 2015 F	0.2500	25,000 per 10,000 units	25,200 per 10,000 units	2015/11/27	238,000,000	2015/04/15
68532	Credit Suisse AG	HSI R Bull CBBC Nov 2015 G	0.2500	25,200 per 10,000 units	25,400 per 10,000 units	2015/11/27	238,000,000	2015/04/15
68536	Credit Suisse AG	HSI R Bull CBBC Nov 2015 H	0.2500	25,300 per 10,000 units	25,500 per 10,000 units	2015/11/27	238,000,000	2015/04/15
68538	Credit Suisse AG	HSI R Bull CBBC Nov 2015 I	0.2500	25,500 per 10,000 units	25,700 per 10,000 units	2015/11/27	238,000,000	2015/04/15
68539	Credit Suisse AG	HSI R Bull CBBC Nov 2015 J	0.2500	25,650 per 10,000 units	25,850 per 10,000 units	2015/11/27	238,000,000	2015/04/15
68540	Credit Suisse AG	HSI R Bull CBBC Nov 2015 K	0.2500	25,800 per 10,000 units	26,000 per 10,000 units	2015/11/27	238,000,000	2015/04/15
68542	Credit Suisse AG	HSI R Bull CBBC Nov 2015 L	0.2500	25,950 per 10,000 units	26,150 per 10,000 units	2015/11/27	238,000,000	2015/04/15
68544	Credit Suisse AG	HSI R Bull CBBC Nov 2015 M	0.2500	25,996 per 12,000 units	26,236 per 12,000 units	2015/11/27	238,000,000	2015/04/15

Newly listed callable bull/bear contracts (continued)

Code	Issuer	Name of issue	Issue prices (HK\$)	Strike price (HKD) / Strike level per 10 units	Call price (HKD) / Call level per 10 units	Expiry date	No. of issue (units)	Listing date
68036	Credit Suisse AG	HSI R Bear CBBC Jul 2015 J	0.2500	25,650 per 10,000 units	25,450 per 10,000 units	2015/07/30	238,000,000	2015/04/15
68044	Credit Suisse AG	HSI R Bear CBBC Jul 2015 Q	0.2500	25,800 per 10,000 units	25,600 per 10,000 units	2015/07/30	238,000,000	2015/04/15
68056	Credit Suisse AG	HSI R Bear CBBC Jul 2015 R	0.2500	25,950 per 10,000 units	25,750 per 10,000 units	2015/07/30	238,000,000	2015/04/15
68074	Credit Suisse AG	HSI R Bear CBBC Jul 2015 V	0.2500	26,050 per 10,000 units	25,850 per 10,000 units	2015/07/30	238,000,000	2015/04/15
68298	Credit Suisse AG	HSI R Bear CBBC Jul 2015 W	0.2500	26,350 per 10,000 units	26,150 per 10,000 units	2015/07/30	238,000,000	2015/04/15
68311	Credit Suisse AG	HSI R Bear CBBC Jul 2015 X	0.2500	26,750 per 10,000 units	26,550 per 10,000 units	2015/07/30	238,000,000	2015/04/15
68330	Credit Suisse AG	HSI R Bear CBBC Jul 2015 Y	0.2500	27,150 per 10,000 units	26,950 per 10,000 units	2015/07/30	238,000,000	2015/04/15
68035	Credit Suisse AG	HSI R Bear CBBC Jul 2015 Z	0.2500	25,500 per 10,000 units	25,300 per 10,000 units	2015/07/30	238,000,000	2015/04/15
68342	Credit Suisse AG	HSI R Bear CBBC Aug 2015 A	0.2500	27,300 per 10,000 units	27,100 per 10,000 units	2015/08/28	238,000,000	2015/04/15
68324	Credit Suisse AG	HSI R Bear CBBC Aug 2015 B	0.2500	26,950 per 10,000 units	26,750 per 10,000 units	2015/08/28	238,000,000	2015/04/15
68275	Credit Suisse AG	HSI R Bear CBBC Aug 2015 Z	0.2500	26,200 per 10,000 units	26,000 per 10,000 units	2015/08/28	238,000,000	2015/04/15
68299	Credit Suisse AG	HSI R Bear CBBC Sep 2015 N	0.2500	26,550 per 10,000 units	26,350 per 10,000 units	2015/09/29	238,000,000	2015/04/15
68343	Credit Suisse AG	HSI R Bear CBBC Sep 2015 O	0.2500	27,450 per 10,000 units	27,250 per 10,000 units	2015/09/29	238,000,000	2015/04/15
68364	Credit Suisse AG	HSI R Bear CBBC Sep 2015 P	0.2500	27,600 per 10,000 units	27,400 per 10,000 units	2015/09/29	238,000,000	2015/04/15
68371	Credit Suisse AG	HSI R Bear CBBC Sep 2015 Q	0.2500	28,000 per 10,000 units	27,800 per 10,000 units	2015/09/29	238,000,000	2015/04/15
68370	Credit Suisse AG	HSI R Bear CBBC Oct 2015 G	0.2500	27,800 per 10,000 units	27,600 per 10,000 units	2015/10/29	238,000,000	2015/04/15
68383	Credit Suisse AG	HSI R Bear CBBC Oct 2015 H	0.2500	28,200 per 10,000 units	28,000 per 10,000 units	2015/10/29	238,000,000	2015/04/15
68385	Credit Suisse AG	HSI R Bear CBBC Oct 2015 I	0.2800	28,500 per 10,000 units	28,300 per 10,000 units	2015/10/29	238,000,000	2015/04/15
68387	Credit Suisse AG	HSI R Bear CBBC Dec 2015 A	0.2500	29,200 per 20,000 units	28,800 per 20,000 units	2015/12/30	238,000,000	2015/04/15
67950	HK Bank	BOCL R Bull CBBC Jan 2016 A	0.2500	4.1800	4.3300	2016/01/25	80,000,000	2015/04/15
67947	HK Bank	China Life R Bull CBBC Dec 2015 B	0.3100	32.0800	32.6800	2015/12/21	60,000,000	2015/04/15
67951	HK Bank	Minsheng Bank R Bull CBBC Jan 2016 A	0.2500	8.8300	9.0800	2016/01/25	60,000,000	2015/04/15
67948	HK Bank	HKEx R Bull CBBC Dec 2015 D	0.3100	165.88 per 100 units	170.88 per 100 units	2015/12/07	60,000,000	2015/04/15
67945	HK Bank	HSCEI R Bull CBBC Nov 2015 D	0.2500	12,088 per 10,000 units	12,288 per 10,000 units	2015/11/27	100,000,000	2015/04/15
67946	HK Bank	HSI R Bull CBBC Mar 2016 A	0.2500	25,068 per 15,000 units	25,268 per 15,000 units	2016/03/30	100,000,000	2015/04/15
67949	HK Bank	TCH R Bull CBBC Jan 2016 D	0.2500	142.88 per 100 units	144.88 per 100 units	2016/01/25	100,000,000	2015/04/15
68848	J P Morgan SP BV	CSOP A50 ETF R Bull CBBC Dec 2015 A	0.2500	13.5000	13.8800	2015/12/21	100,000,000	2015/04/15
68864	J P Morgan SP BV	CSOP A50 ETF R Bull CBBC Dec 2015 B	0.2500	14.8800	15.2800	2015/12/21	100,000,000	2015/04/15
68868	J P Morgan SP BV	A50 China R Bull CBBC Jan 2016 A	0.2500	12.0000	12.5000	2016/01/11	100,000,000	2015/04/15
68875	J P Morgan SP BV	A50 China R Bull CBBC Jan 2016 B	0.2500	13.0000	13.5000	2016/01/11	100,000,000	2015/04/15
68823	J P Morgan SP BV	HKEx R Bull CBBC Sep 2015 C	0.2500	195 per 100 units	200 per 100 units	2015/09/15	100,000,000	2015/04/15
68835	J P Morgan SP BV	HKEx R Bear CBBC Jul 2015 C	0.2500	235 per 100 units	230 per 100 units	2015/07/30	100,000,000	2015/04/15
68839	J P Morgan SP BV	HKEx R Bear CBBC Jul 2015 D	0.2500	245 per 100 units	240 per 100 units	2015/07/30	100,000,000	2015/04/15
68592	J P Morgan SP BV	HSCEI R Bull CBBC Nov 2015 C	0.2500	13,100 per 10,000 units	13,300 per 10,000 units	2015/11/27	200,000,000	2015/04/15
68593	J P Morgan SP BV	HSCEI R Bull CBBC Dec 2015 C	0.2500	12,800 per 10,000 units	13,000 per 10,000 units	2015/12/30	200,000,000	2015/04/15
68583	J P Morgan SP BV	HSCEI R Bear CBBC Aug 2015 C	0.2500	14,000 per 10,000 units	13,800 per 10,000 units	2015/08/28	200,000,000	2015/04/15
68589	J P Morgan SP BV	HSCEI R Bear CBBC Dec 2015 A	0.2500	14,400 per 10,000 units	14,200 per 10,000 units	2015/12/30	200,000,000	2015/04/15
68696	J P Morgan SP BV	HSI R Bull CBBC Nov 2015 S	0.2500	25,800 per 10,000 units	26,000 per 10,000 units	2015/11/27	200,000,000	2015/04/15
68685	J P Morgan SP BV	HSI R Bull CBBC Dec 2015 W	0.2500	26,036 per 10,000 units	26,236 per 10,000 units	2015/12/30	200,000,000	2015/04/15
68700	J P Morgan SP BV	HSI R Bull CBBC Jan 2016 A	0.2500	25,500 per 10,000 units	25,700 per 10,000 units	2016/01/28	200,000,000	2015/04/15
68702	J P Morgan SP BV	HSI R Bull CBBC Jan 2016 B	0.2500	25,200 per 10,000 units	25,400 per 10,000 units	2016/01/28	200,000,000	2015/04/15
68704	J P Morgan SP BV	HSI R Bull CBBC Feb 2016 A	0.2500	24,900 per 10,000 units	25,100 per 10,000 units	2016/02/26	200,000,000	2015/04/15
67952	J P Morgan SP BV	HSI R Bear CBBC Jul 2015 F	0.2500	25,488 per 10,000 units	25,288 per 10,000 units	2015/07/30	200,000,000	2015/04/15

Newly listed callable bull/bear contracts (continued)

Code	Issuer	Name of issue	Issue prices (HK\$)	Strike price (HKD) / Strike level per 10 units	Call price (HKD) / Call level per 10 units	Expiry date	No. of issue (units)	Listing date
67953	J P Morgan SP BV	HSI R Bear CBBC Jul 2015 H	0.2500	25,700 per 10,000 units	25,500 per 10,000 units	2015/07/30	200,000,000	2015/04/15
68595	J P Morgan SP BV	HSI R Bear CBBC Jul 2015 I	0.2500	26,588 per 10,000 units	26,388 per 10,000 units	2015/07/30	200,000,000	2015/04/15
67958	J P Morgan SP BV	HSI R Bear CBBC Aug 2015 D	0.2500	26,000 per 10,000 units	25,800 per 10,000 units	2015/08/28	200,000,000	2015/04/15
68546	J P Morgan SP BV	HSI R Bear CBBC Aug 2015 E	0.2500	26,300 per 10,000 units	26,100 per 10,000 units	2015/08/28	200,000,000	2015/04/15
68603	J P Morgan SP BV	HSI R Bear CBBC Aug 2015 F	0.2500	26,800 per 10,000 units	26,600 per 10,000 units	2015/08/28	200,000,000	2015/04/15
68612	J P Morgan SP BV	HSI R Bear CBBC Aug 2015 G	0.2500	27,100 per 10,000 units	26,900 per 10,000 units	2015/08/28	200,000,000	2015/04/15
68619	J P Morgan SP BV	HSI R Bear CBBC Sep 2015 B	0.2500	27,400 per 10,000 units	27,200 per 10,000 units	2015/09/29	200,000,000	2015/04/15
68635	J P Morgan SP BV	HSI R Bear CBBC Oct 2015 A	0.2500	27,700 per 10,000 units	27,500 per 10,000 units	2015/10/29	200,000,000	2015/04/15
68663	J P Morgan SP BV	HSI R Bear CBBC Nov 2015 A	0.2500	28,200 per 10,000 units	28,000 per 10,000 units	2015/11/27	200,000,000	2015/04/15
68681	J P Morgan SP BV	HSI R Bear CBBC Dec 2015 B	0.2500	28,700 per 10,000 units	28,500 per 10,000 units	2015/12/30	200,000,000	2015/04/15
68844	J P Morgan SP BV	Ping An R Bull CBBC Oct 2015 B	0.2500	86 per 100 units	90 per 100 units	2015/10/26	100,000,000	2015/04/15
68880	J P Morgan SP BV	Tencent R Bull CBBC Aug 2015 B	0.2500	140 per 100 units	145 per 100 units	2015/08/17	100,000,000	2015/04/15
68150	Standard Chartered Bank	HSCEI R Bull CBBC Oct 2015 D	0.2500	12,280 per 10,000 units	12,480 per 10,000 units	2015/10/29	100,000,000	2015/04/15
68098	Standard Chartered Bank	HSCEI R Bear CBBC Jul 2015 B	0.2500	14,280 per 10,000 units	14,080 per 10,000 units	2015/07/30	100,000,000	2015/04/15
68139	Standard Chartered Bank	HSI R Bull CBBC Jul 2015 K	0.2500	25,380 per 20,000 units	25,680 per 20,000 units	2015/07/30	100,000,000	2015/04/15
68141	Standard Chartered Bank	HSI R Bull CBBC Jul 2015 L	0.2500	25,280 per 15,000 units	25,480 per 15,000 units	2015/07/30	100,000,000	2015/04/15
68568	Standard Chartered Bank	HSI R Bull CBBC Jul 2015 M	0.2500	25,680 per 15,000 units	25,880 per 15,000 units	2015/07/30	100,000,000	2015/04/15
68078	Standard Chartered Bank	HSI R Bear CBBC Jul 2015 C	0.2500	25,680 per 15,000 units	25,480 per 15,000 units	2015/07/30	100,000,000	2015/04/15
68085	Standard Chartered Bank	HSI R Bear CBBC Jul 2015 D	0.2500	25,980 per 20,000 units	25,680 per 20,000 units	2015/07/30	100,000,000	2015/04/15
68091	Standard Chartered Bank	HSI R Bear CBBC Jul 2015 E	0.2500	26,180 per 15,000 units	25,980 per 15,000 units	2015/07/30	100,000,000	2015/04/15
68094	Standard Chartered Bank	Ping An R Bull CBBC Dec 2015 A	0.2500	78.80 per 100 units	82.80 per 100 units	2015/12/11	50,000,000	2015/04/15
68095	Standard Chartered Bank	TCH R Bull CBBC Dec 2015 A	0.2500	138.30 per 100 units	140.80 per 100 units	2015/12/10	80,000,000	2015/04/15
68097	Standard Chartered Bank	TCH R Bear CBBC Dec 2015 A	0.2500	167.80 per 100 units	164.80 per 100 units	2015/12/10	80,000,000	2015/04/15
68512	SGA Societe Generale Acceptance N.V.	HKEx R Bull CBBC Nov15C	0.3200	181.88 per 100 units	185.88 per 100 units	2015/11/27	200,000,000	2015/04/15
68513	SGA Societe Generale Acceptance N.V.	HKEx R Bull CBBC Dec15C	0.2700	186.88 per 100 units	190.88 per 100 units	2015/12/30	200,000,000	2015/04/15
68516	SGA Societe Generale Acceptance N.V.	HKEx R Bull CBBC Jan16A	0.2500	191.88 per 100 units	195.88 per 100 units	2016/01/28	200,000,000	2015/04/15
68517	SGA Societe Generale Acceptance N.V.	HKEx R Bull CBBC Feb16A	0.2500	196.88 per 100 units	200.88 per 100 units	2016/02/26	200,000,000	2015/04/15
68522	SGA Societe Generale Acceptance N.V.	HKEx R Bear CBBC Sep15B	0.2500	223.88 per 100 units	219.88 per 100 units	2015/09/29	200,000,000	2015/04/15
68523	SGA Societe Generale Acceptance N.V.	HKEx R Bear CBBC Nov15A	0.2500	233.88 per 100 units	229.88 per 100 units	2015/11/27	200,000,000	2015/04/15
68524	SGA Societe Generale Acceptance N.V.	HKEx R Bear CBBC Jan16A	0.3100	243.88 per 100 units	239.88 per 100 units	2016/01/28	200,000,000	2015/04/15
67967	SGA Societe Generale Acceptance NV	HSCEI R Bull CBBC Nov15B	0.2500	12,208 per 10,000 units	12,408 per 10,000 units	2015/11/27	200,000,000	2015/04/15
68508	SGA Societe Generale Acceptance NV	HSCEI R Bull CBBC Dec15C	0.2500	12,608 per 10,000 units	12,808 per 10,000 units	2015/12/30	200,000,000	2015/04/15
67969	SGA Societe Generale Acceptance NV	HSCEI R Bear CBBC Nov15A	0.2500	14,488 per 10,000 units	14,288 per 10,000 units	2015/11/27	200,000,000	2015/04/15
68511	SGA Societe Generale Acceptance NV	HSCEI R Bear CBBC Nov15B	0.2500	15,288 per 10,000 units	15,088 per 10,000 units	2015/11/27	200,000,000	2015/04/15
67988	SGA Societe Generale Acceptance NV	HSCEI R Bear CBBC Dec15A	0.2500	14,888 per 10,000 units	14,688 per 10,000 units	2015/12/30	200,000,000	2015/04/15
67970	SGA Societe Generale Acceptance N.V.	HSI R Bull CBBC Nov15 Z	0.2500	25,158 per 10,000 units	25,258 per 10,000 units	2015/11/27	200,000,000	2015/04/15
68104	SGA Societe Generale Acceptance N.V.	HSI R Bull CBBC Dec15 M	0.2500	25,308 per 10,000 units	25,408 per 10,000 units	2015/12/30	200,000,000	2015/04/15
68111	SGA Societe Generale Acceptance N.V.	HSI R Bull CBBC Dec15 N	0.2500	25,608 per 10,000 units	25,708 per 10,000 units	2015/12/30	200,000,000	2015/04/15
68105	SGA Societe Generale Acceptance N.V.	HSI R Bull CBBC Jan16 A	0.2500	25,458 per 10,000 units	25,558 per 10,000 units	2016/01/28	200,000,000	2015/04/15
68114	SGA Societe Generale Acceptance N.V.	HSI R Bull CBBC Jan16 B	0.2500	25,758 per 10,000 units	25,858 per 10,000 units	2016/01/28	200,000,000	2015/04/15
68000	SGA Societe Generale Acceptance N.V.	HSI R Bear CBBC Jul15 X	0.2500	25,688 per 10,000 units	25,588 per 10,000 units	2015/07/30	200,000,000	2015/04/15
67972	SGA Societe Generale Acceptance N.V.	HSI R Bear CBBC Aug15 M	0.2500	27,188 per 10,000 units	27,088 per 10,000 units	2015/08/28	200,000,000	2015/04/15
67993	SGA Societe Generale Acceptance N.V.	HSI R Bear CBBC Aug15 N	0.2500	25,488 per 10,000 units	25,388 per 10,000 units	2015/08/28	200,000,000	2015/04/15

Newly listed callable bull/bear contracts (continued)

Code	Issuer	Name of issue	Issue prices (HK\$)	Strike price (HKD) / Strike level per 10 units	Call price (HKD) / Call level per 10 units	Expiry date	No. of issue (units)	Listing date
68001	SGA Societe Generale Acceptance N.V.	HSI R Bear CBBC Aug15 O	0.2500	25,888 per 10,000 units	25,788 per 10,000 units	2015/08/28	200,000,000	2015/04/15
67973	SGA Societe Generale Acceptance N.V.	HSI R Bear CBBC Sep15 G	0.2500	27,288 per 10,000 units	27,188 per 10,000 units	2015/09/29	200,000,000	2015/04/15
67978	SGA Societe Generale Acceptance N.V.	HSI R Bear CBBC Sep15 H	0.2500	27,488 per 10,000 units	27,388 per 10,000 units	2015/09/29	200,000,000	2015/04/15
68115	SGA Societe Generale Acceptance N.V.	HSI R Bear CBBC Sep15 I	0.2500	26,088 per 10,000 units	25,988 per 10,000 units	2015/09/29	200,000,000	2015/04/15
68119	SGA Societe Generale Acceptance N.V.	HSI R Bear CBBC Sep15 J	0.2500	27,688 per 10,000 units	27,588 per 10,000 units	2015/09/29	200,000,000	2015/04/15
68120	SGA Societe Generale Acceptance N.V.	HSI R Bear CBBC Sep15 K	0.2500	27,888 per 10,000 units	27,788 per 10,000 units	2015/09/29	200,000,000	2015/04/15
67974	SGA Societe Generale Acceptance N.V.	HSI R Bear CBBC Oct15 D	0.2500	27,388 per 10,000 units	27,288 per 10,000 units	2015/10/29	200,000,000	2015/04/15
68129	SGA Societe Generale Acceptance N.V.	HSI R Bear CBBC Nov15 B	0.2500	28,400 per 20,000 units	28,300 per 20,000 units	2015/11/27	400,000,000	2015/04/15
68131	SGA Societe Generale Acceptance N.V.	HSI R Bear CBBC Nov15 C	0.2500	29,000 per 20,000 units	28,900 per 20,000 units	2015/11/27	400,000,000	2015/04/15
67983	SGA Societe Generale Acceptance N.V.	TCH R Bull CBBC Nov15D	0.2500	137.88 per 100 units	139.88 per 100 units	2015/11/27	200,000,000	2015/04/15
68525	SGA Societe Generale Acceptance N.V.	TCH R Bull CBBC Nov15E	0.2500	140.88 per 100 units	142.88 per 100 units	2015/11/27	200,000,000	2015/04/15
67987	SGA Societe Generale Acceptance N.V.	TCH R Bear CBBC Dec15B	0.2500	169.88 per 100 units	167.88 per 100 units	2015/12/30	200,000,000	2015/04/15
68755	UBS AG	HSCEI R Bull CBBC Dec 2015 A	0.2500	13,100 per 10,000 units	13,300 per 10,000 units	2015/12/30	200,000,000	2015/04/15
68804	UBS AG	HSCEI R Bull CBBC Dec 2015 B	0.2500	12,900 per 10,000 units	13,100 per 10,000 units	2015/12/30	200,000,000	2015/04/15
68808	UBS AG	HSCEI R Bull CBBC Dec 2015 C	0.2500	12,700 per 10,000 units	12,900 per 10,000 units	2015/12/30	200,000,000	2015/04/15
68467	UBS AG	HSCEI R Bear CBBC Jul 2015 B	0.2500	13,200 per 10,000 units	13,000 per 10,000 units	2015/07/30	200,000,000	2015/04/15
68729	UBS AG	HSI R Bull CBBC Oct 2015 O	0.2500	25,600 per 10,000 units	25,800 per 10,000 units	2015/10/29	200,000,000	2015/04/15
68705	UBS AG	HSI R Bull CBBC Nov 2015 J	0.2500	26,036 per 10,000 units	26,236 per 10,000 units	2015/11/27	200,000,000	2015/04/15
68739	UBS AG	HSI R Bull CBBC Nov 2015 K	0.2500	25,200 per 10,000 units	25,400 per 10,000 units	2015/11/27	200,000,000	2015/04/15
68706	UBS AG	HSI R Bull CBBC Dec 2015 C	0.2500	25,800 per 10,000 units	26,000 per 10,000 units	2015/12/30	200,000,000	2015/04/15
68730	UBS AG	HSI R Bull CBBC Dec 2015 D	0.2500	25,400 per 10,000 units	25,600 per 10,000 units	2015/12/30	200,000,000	2015/04/15
68746	UBS AG	HSI R Bull CBBC Dec 2015 E	0.2500	24,900 per 10,000 units	25,100 per 10,000 units	2015/12/30	200,000,000	2015/04/15
68460	UBS AG	HSI R Bear CBBC Jul 2015 B	0.2500	26,800 per 10,000 units	26,600 per 10,000 units	2015/07/30	200,000,000	2015/04/15
68468	UBS AG	HSI R Bear CBBC Jul 2015 D	0.2500	26,600 per 10,000 units	26,400 per 10,000 units	2015/07/30	200,000,000	2015/04/15
68470	UBS AG	HSI R Bear CBBC Jul 2015 E	0.2500	27,700 per 10,000 units	27,500 per 10,000 units	2015/07/30	200,000,000	2015/04/15
68471	UBS AG	HSI R Bear CBBC Jul 2015 G	0.2500	28,000 per 10,000 units	27,800 per 10,000 units	2015/07/30	200,000,000	2015/04/15
68469	UBS AG	HSI R Bear CBBC Jul 2015 I	0.2500	27,300 per 10,000 units	27,100 per 10,000 units	2015/07/30	200,000,000	2015/04/15
68441	UBS AG	HSI R Bear CBBC Jul 2015 K	0.2500	25,700 per 10,000 units	25,500 per 10,000 units	2015/07/30	200,000,000	2015/04/15
68553	UBS AG	HSI R Bear CBBC Jul 2015 N	0.2500	26,300 per 10,000 units	26,100 per 10,000 units	2015/07/30	200,000,000	2015/04/15
68464	UBS AG	HSI R Bear CBBC Jul 2015 O	0.2500	27,100 per 10,000 units	26,900 per 10,000 units	2015/07/30	200,000,000	2015/04/15
68418	UBS AG	HSI R Bear CBBC Jul 2015 X	0.2500	25,500 per 10,000 units	25,300 per 10,000 units	2015/07/30	200,000,000	2015/04/15
68449	UBS AG	HSI R Bear CBBC Jul 2015 Y	0.2500	25,900 per 10,000 units	25,700 per 10,000 units	2015/07/30	200,000,000	2015/04/15
68459	UBS AG	HSI R Bear CBBC Jul 2015 Z	0.2500	26,100 per 10,000 units	25,900 per 10,000 units	2015/07/30	200,000,000	2015/04/15
68472	UBS AG	HSI R Bear CBBC Nov 2015 A	0.2500	28,200 per 10,000 units	28,000 per 10,000 units	2015/11/27	200,000,000	2015/04/15
68473	UBS AG	HSI R Bear CBBC Nov 2015 B	0.2500	29,188 per 20,000 units	28,888 per 20,000 units	2015/11/27	200,000,000	2015/04/15
66848*	UBS AG	HSCEI R Bull CBBC Oct 2015 D	0.1990	11,600 per 12,000 units	11,800 per 12,000 units	2015/10/29	100,000,000	2015/04/15
69208	BNP Paribas Arbit Issu B.V.	HSCEI R Bull CBBC Dec 2015 H	0.2500	13,200 per 5,000 units	13,400 per 5,000 units	2015/12/30	100,000,000	2015/04/16
69209	BNP Paribas Arbit Issu B.V.	HSCEI R Bull CBBC Dec 2015 I	0.2500	12,800 per 5,000 units	13,000 per 5,000 units	2015/12/30	100,000,000	2015/04/16
69118	BNP Paribas Arbit Issu B.V.	HSI R Bull CBBC Oct 2015 A	0.2500	25,700 per 10,000 units	25,900 per 10,000 units	2015/10/29	200,000,000	2015/04/16
69168	BNP Paribas Arbit Issu B.V.	HSI R Bull CBBC Jan 2016 A	0.2500	26,900 per 10,000 units	27,100 per 10,000 units	2016/01/28	200,000,000	2015/04/16
69169	BNP Paribas Arbit Issu B.V.	HSI R Bull CBBC Jan 2016 B	0.2500	26,800 per 10,000 units	27,000 per 10,000 units	2016/01/28	200,000,000	2015/04/16
69170	BNP Paribas Arbit Issu B.V.	HSI R Bull CBBC Jan 2016 C	0.2500	26,700 per 10,000 units	26,900 per 10,000 units	2016/01/28	200,000,000	2015/04/16
69172	BNP Paribas Arbit Issu B.V.	HSI R Bull CBBC Jan 2016 D	0.2500	26,600 per 10,000 units	26,800 per 10,000 units	2016/01/28	200,000,000	2015/04/16

Newly listed callable bull/bear contracts (continued)

Code	Issuer	Name of issue	Issue prices (HK\$)	Strike price (HKD) / Strike level per 10 units	Call price (HKD) / Call level per 10 units	Expiry date	No. of issue (units)	Listing date
69174	BNP Paribas Arbit Issu B.V.	HSI R Bull CBBC Jan 2016 E	0.2500	26,500 per 10,000 units	26,700 per 10,000 units	2016/01/28	200,000,000	2015/04/16
69176	BNP Paribas Arbit Issu B.V.	HSI R Bull CBBC Jan 2016 F	0.2500	26,400 per 10,000 units	26,600 per 10,000 units	2016/01/28	200,000,000	2015/04/16
69178	BNP Paribas Arbit Issu B.V.	HSI R Bull CBBC Jan 2016 G	0.2500	26,300 per 10,000 units	26,500 per 10,000 units	2016/01/28	200,000,000	2015/04/16
69183	BNP Paribas Arbit Issu B.V.	HSI R Bull CBBC Jan 2016 H	0.2500	26,200 per 10,000 units	26,400 per 10,000 units	2016/01/28	200,000,000	2015/04/16
69184	BNP Paribas Arbit Issu B.V.	HSI R Bull CBBC Jan 2016 I	0.2500	26,100 per 10,000 units	26,300 per 10,000 units	2016/01/28	200,000,000	2015/04/16
69140	BNP Paribas Arbit Issu B.V.	HSI R Bear CBBC Jul 2015 A	0.2500	26,500 per 10,000 units	26,300 per 10,000 units	2015/07/30	200,000,000	2015/04/16
69201	BNP Paribas Arbit Issu B.V.	HSI R Bear CBBC Jul 2015 B	0.2500	28,100 per 10,000 units	27,900 per 10,000 units	2015/07/30	200,000,000	2015/04/16
69203	BNP Paribas Arbit Issu B.V.	HSI R Bear CBBC Jul 2015 D	0.2500	27,900 per 10,000 units	27,700 per 10,000 units	2015/07/30	200,000,000	2015/04/16
69139	BNP Paribas Arbit Issu B.V.	HSI R Bear CBBC Jul 2015 E	0.2500	26,600 per 10,000 units	26,400 per 10,000 units	2015/07/30	200,000,000	2015/04/16
69138	BNP Paribas Arbit Issu B.V.	HSI R Bear CBBC Jul 2015 Q	0.2500	26,700 per 10,000 units	26,500 per 10,000 units	2015/07/30	200,000,000	2015/04/16
69133	BNP Paribas Arbit Issu B.V.	HSI R Bear CBBC Jul 2015 S	0.2500	27,000 per 10,000 units	26,800 per 10,000 units	2015/07/30	200,000,000	2015/04/16
69134	BNP Paribas Arbit Issu B.V.	HSI R Bear CBBC Jul 2015 T	0.2500	26,800 per 10,000 units	26,600 per 10,000 units	2015/07/30	200,000,000	2015/04/16
69127	BNP Paribas Arbit Issu B.V.	HSI R Bear CBBC Jul 2015 W	0.2500	27,200 per 10,000 units	27,000 per 10,000 units	2015/07/30	200,000,000	2015/04/16
69185	BNP Paribas Arbit Issu B.V.	HSI R Bear CBBC Sep 2015 L	0.2500	29,200 per 10,000 units	29,000 per 10,000 units	2015/09/29	200,000,000	2015/04/16
69193	BNP Paribas Arbit Issu B.V.	HSI R Bear CBBC Sep 2015 M	0.2500	29,000 per 10,000 units	28,800 per 10,000 units	2015/09/29	200,000,000	2015/04/16
69195	BNP Paribas Arbit Issu B.V.	HSI R Bear CBBC Sep 2015 N	0.2500	28,600 per 10,000 units	28,400 per 10,000 units	2015/09/29	200,000,000	2015/04/16
69200	BNP Paribas Arbit Issu B.V.	HSI R Bear CBBC Sep 2015 O	0.2500	28,400 per 10,000 units	28,200 per 10,000 units	2015/09/29	200,000,000	2015/04/16
69294	Credit Suisse AG	HSCEI R Bull CBBC Nov 2015 D	0.2500	13,200 per 10,000 units	13,400 per 10,000 units	2015/11/27	108,000,000	2015/04/16
69301	Credit Suisse AG	HSCEI R Bull CBBC Dec 2015 B	0.2500	13,500 per 10,000 units	13,700 per 10,000 units	2015/12/30	108,000,000	2015/04/16
69303	Credit Suisse AG	HSCEI R Bear CBBC Sep 2015 B	0.2500	14,720 per 10,000 units	14,500 per 10,000 units	2015/09/29	108,000,000	2015/04/16
69308	Credit Suisse AG	HSCEI R Bear CBBC Sep 2015 C	0.2500	15,330 per 10,000 units	15,100 per 10,000 units	2015/09/29	108,000,000	2015/04/16
69304	Credit Suisse AG	HSCEI R Bear CBBC Oct 2015 A	0.2500	15,030 per 10,000 units	14,800 per 10,000 units	2015/10/29	108,000,000	2015/04/16
69353	Credit Suisse AG	HSI R Bull CBBC Oct 2015 B	0.2500	26,750 per 10,000 units	27,050 per 10,000 units	2015/10/29	238,000,000	2015/04/16
69354	Credit Suisse AG	HSI R Bull CBBC Oct 2015 C	0.2500	26,899 per 10,000 units	27,199 per 10,000 units	2015/10/29	238,000,000	2015/04/16
69343	Credit Suisse AG	HSI R Bull CBBC Oct 2015 T	0.2500	25,300 per 10,000 units	25,600 per 10,000 units	2015/10/29	238,000,000	2015/04/16
69344	Credit Suisse AG	HSI R Bull CBBC Oct 2015 U	0.2500	25,650 per 10,000 units	25,950 per 10,000 units	2015/10/29	238,000,000	2015/04/16
69345	Credit Suisse AG	HSI R Bull CBBC Oct 2015 V	0.2500	26,000 per 10,000 units	26,300 per 10,000 units	2015/10/29	238,000,000	2015/04/16
69346	Credit Suisse AG	HSI R Bull CBBC Oct 2015 W	0.2500	26,150 per 10,000 units	26,450 per 10,000 units	2015/10/29	238,000,000	2015/04/16
69347	Credit Suisse AG	HSI R Bull CBBC Oct 2015 X	0.2500	26,300 per 10,000 units	26,600 per 10,000 units	2015/10/29	238,000,000	2015/04/16
69348	Credit Suisse AG	HSI R Bull CBBC Oct 2015 Y	0.2500	26,450 per 10,000 units	26,750 per 10,000 units	2015/10/29	238,000,000	2015/04/16
69349	Credit Suisse AG	HSI R Bull CBBC Oct 2015 Z	0.2500	26,600 per 10,000 units	26,900 per 10,000 units	2015/10/29	238,000,000	2015/04/16
69080	Credit Suisse AG	HSI R Bear CBBC Jul 2015 O	0.2500	27,500 per 10,000 units	27,200 per 10,000 units	2015/07/30	238,000,000	2015/04/16
69081	Credit Suisse AG	HSI R Bear CBBC Jul 2015 T	0.2500	27,350 per 10,000 units	27,050 per 10,000 units	2015/07/30	238,000,000	2015/04/16
69098	Credit Suisse AG	HSI R Bear CBBC Jul 2015 U	0.2500	26,600 per 10,000 units	26,300 per 10,000 units	2015/07/30	238,000,000	2015/04/16
69076	Credit Suisse AG	HSI R Bear CBBC Aug 2015 I	0.2500	28,000 per 10,000 units	27,700 per 10,000 units	2015/08/28	238,000,000	2015/04/16
69092	Credit Suisse AG	HSI R Bear CBBC Aug 2015 J	0.2500	27,150 per 10,000 units	26,850 per 10,000 units	2015/08/28	238,000,000	2015/04/16
69093	Credit Suisse AG	HSI R Bear CBBC Aug 2015 K	0.2500	26,900 per 10,000 units	26,600 per 10,000 units	2015/08/28	238,000,000	2015/04/16
69072	Credit Suisse AG	HSI R Bear CBBC Sep 2015 R	0.2500	28,500 per 10,000 units	28,200 per 10,000 units	2015/09/29	238,000,000	2015/04/16
69077	Credit Suisse AG	HSI R Bear CBBC Sep 2015 S	0.2500	27,850 per 10,000 units	27,550 per 10,000 units	2015/09/29	238,000,000	2015/04/16
69316	Credit Suisse AG	HSI R Bear CBBC Sep 2015 T	0.2800	29,800 per 10,000 units	29,500 per 10,000 units	2015/09/29	238,000,000	2015/04/16
69339	Credit Suisse AG	HSI R Bear CBBC Sep 2015 U	0.2500	29,050 per 10,000 units	28,750 per 10,000 units	2015/09/29	238,000,000	2015/04/16
69078	Credit Suisse AG	HSI R Bear CBBC Oct 2015 J	0.2500	27,650 per 10,000 units	27,350 per 10,000 units	2015/10/29	238,000,000	2015/04/16
69314	Credit Suisse AG	HSI R Bear CBBC Oct 2015 K	0.3000	30,050 per 10,000 units	29,750 per 10,000 units	2015/10/29	238,000,000	2015/04/16

Newly listed callable bull/bear contracts (continued)

Code	Issuer	Name of issue	Issue prices (HK\$)	Strike price (HKD) / Strike level per 10 units	Call price (HKD) / Call level per 10 units	Expiry date	No. of issue (units)	Listing date
69326	Credit Suisse AG	HSI R Bear CBBC Oct 2015 L	0.2500	29,300 per 10,000 units	29,000 per 10,000 units	2015/10/29	238,000,000	2015/04/16
69074	Credit Suisse AG	HSI R Bear CBBC Nov 2015 C	0.2500	28,200 per 10,000 units	27,900 per 10,000 units	2015/11/27	238,000,000	2015/04/16
69310	Credit Suisse AG	HSI R Bear CBBC Nov 2015 D	0.3300	30,300 per 10,000 units	30,000 per 10,000 units	2015/11/27	238,000,000	2015/04/16
69321	Credit Suisse AG	HSI R Bear CBBC Nov 2015 E	0.2600	29,550 per 10,000 units	29,250 per 10,000 units	2015/11/27	238,000,000	2015/04/16
69342	Credit Suisse AG	HSI R Bear CBBC Nov 2015 F	0.2500	28,800 per 10,000 units	28,500 per 10,000 units	2015/11/27	238,000,000	2015/04/16
69309	Credit Suisse AG	HSI R Bear CBBC Dec 2015 B	0.2500	30,888 per 20,000 units	30,333 per 20,000 units	2015/12/30	238,000,000	2015/04/16
68943	HK Bank	China Mobile R Bull CBBC Dec 2015 A	0.2500	102.68 per 100 units	104.68 per 100 units	2015/12/07	120,000,000	2015/04/16
68946	HK Bank	China Life R Bear CBBC Feb 2016 B	0.6800	43.5800	42.9800	2016/02/25	50,000,000	2015/04/16
68940	HK Bank	CNOOC R Bull CBBC Feb 2016 A	0.2500	10.3800	10.8800	2016/02/01	60,000,000	2015/04/16
68926	HK Bank	CSOP A50 ETF R Bull CBBC Feb 2016 G	0.2500	14.8800	15.0800	2016/02/01	200,000,000	2015/04/16
68925	HK Bank	A50 R Bull CBBC Mar 2016 D	0.2500	13.3800	13.5800	2016/03/07	200,000,000	2015/04/16
68932	HK Bank	HKEx R Bull CBBC Jan 2016 B	0.2500	195.88 per 100 units	200.88 per 100 units	2016/01/04	60,000,000	2015/04/16
68927	HK Bank	HKEx R Bull CBBC Feb 2016 A	0.2500	203.88 per 100 units	208.88 per 100 units	2016/02/01	60,000,000	2015/04/16
68933	HK Bank	HKEx R Bear CBBC Dec 2015 B	0.2500	234.88 per 100 units	229.88 per 100 units	2015/12/14	50,000,000	2015/04/16
68936	HK Bank	HKEx R Bear CBBC Feb 2016 A	0.3700	254.88 per 100 units	249.88 per 100 units	2016/02/01	50,000,000	2015/04/16
68910	HK Bank	HSCEI R Bull CBBC Jan 2016 B	0.2500	12,688 per 10,000 units	12,888 per 10,000 units	2016/01/28	100,000,000	2015/04/16
68908	HK Bank	HSCEI R Bull CBBC Mar 2016 A	0.2500	12,488 per 10,000 units	12,688 per 10,000 units	2016/03/30	100,000,000	2015/04/16
68907	HK Bank	HSCEI R Bear CBBC Jan 2016 A	0.2500	15,388 per 10,000 units	15,188 per 10,000 units	2016/01/28	68,000,000	2015/04/16
68888	HK Bank	HSI R Bull CBBC Jan 2016 D	0.2500	25,388 per 15,000 units	25,588 per 15,000 units	2016/01/28	100,000,000	2015/04/16
68896	HK Bank	HSI R Bull CBBC Jan 2016 E	0.2500	26,008 per 15,000 units	26,208 per 15,000 units	2016/01/28	100,000,000	2015/04/16
68895	HK Bank	HSI R Bull CBBC Mar 2016 B	0.2500	25,588 per 15,000 units	25,788 per 15,000 units	2016/03/30	100,000,000	2015/04/16
68897	HK Bank	HSI R Bear CBBC Mar 2016 B	0.2500	29,178 per 20,000 units	28,928 per 20,000 units	2016/03/30	400,000,000	2015/04/16
68906	HK Bank	HSI R Bear CBBC Mar 2016 C	0.2500	27,788 per 15,000 units	27,588 per 15,000 units	2016/03/30	100,000,000	2015/04/16
68938	HK Bank	PetCh R Bull CBBC Jan 2016 D	0.2500	8.0800	8.4800	2016/01/04	60,000,000	2015/04/16
68944	HK Bank	Sands China R Bull CBBC Dec 2015 E	0.5600	29.1800	31.1800	2015/12/21	50,000,000	2015/04/16
68942	HK Bank	TCH R Bull CBBC Jan 2016 E	0.2500	144.88 per 100 units	146.88 per 100 units	2016/01/28	100,000,000	2015/04/16
69358	J P Morgan SP BV	HSCEI R Bull CBBC Dec 2015 D	0.2500	13,500 per 10,000 units	13,700 per 10,000 units	2015/12/30	200,000,000	2015/04/16
69359	J P Morgan SP BV	HSCEI R Bull CBBC Mar 2016 A	0.2500	13,300 per 10,000 units	13,500 per 10,000 units	2016/03/30	200,000,000	2015/04/16
69355	J P Morgan SP BV	HSCEI R Bear CBBC Dec 2015 B	0.2500	14,700 per 10,000 units	14,500 per 10,000 units	2015/12/30	200,000,000	2015/04/16
69356	J P Morgan SP BV	HSCEI R Bear CBBC Dec 2015 C	0.2500	15,000 per 10,000 units	14,800 per 10,000 units	2015/12/30	200,000,000	2015/04/16
69357	J P Morgan SP BV	HSCEI R Bear CBBC Jan 2016 A	0.2500	15,400 per 10,000 units	15,200 per 10,000 units	2016/01/28	200,000,000	2015/04/16
69219	J P Morgan SP BV	HSI R Bull CBBC Dec 2015 X	0.2500	26,999 per 10,000 units	27,199 per 10,000 units	2015/12/30	200,000,000	2015/04/16
69227	J P Morgan SP BV	HSI R Bull CBBC Dec 2015 Y	0.2500	26,900 per 10,000 units	27,100 per 10,000 units	2015/12/30	200,000,000	2015/04/16
69231	J P Morgan SP BV	HSI R Bull CBBC Dec 2015 Z	0.2500	26,800 per 10,000 units	27,000 per 10,000 units	2015/12/30	200,000,000	2015/04/16
69232	J P Morgan SP BV	HSI R Bull CBBC Jan 2016 C	0.2500	26,700 per 10,000 units	26,900 per 10,000 units	2016/01/28	200,000,000	2015/04/16
69237	J P Morgan SP BV	HSI R Bull CBBC Jan 2016 D	0.2500	26,600 per 10,000 units	26,800 per 10,000 units	2016/01/28	200,000,000	2015/04/16
69238	J P Morgan SP BV	HSI R Bull CBBC Jan 2016 E	0.2500	26,500 per 10,000 units	26,700 per 10,000 units	2016/01/28	200,000,000	2015/04/16
69239	J P Morgan SP BV	HSI R Bull CBBC Jan 2016 F	0.2500	26,400 per 10,000 units	26,600 per 10,000 units	2016/01/28	200,000,000	2015/04/16
69240	J P Morgan SP BV	HSI R Bull CBBC Jan 2016 G	0.2500	26,300 per 10,000 units	26,500 per 10,000 units	2016/01/28	200,000,000	2015/04/16
69241	J P Morgan SP BV	HSI R Bull CBBC Feb 2016 B	0.2500	26,200 per 10,000 units	26,400 per 10,000 units	2016/02/26	200,000,000	2015/04/16
69248	J P Morgan SP BV	HSI R Bull CBBC Feb 2016 C	0.2500	26,100 per 10,000 units	26,300 per 10,000 units	2016/02/26	200,000,000	2015/04/16
69265	J P Morgan SP BV	HSI R Bull CBBC Feb 2016 D	0.2500	25,900 per 10,000 units	26,100 per 10,000 units	2016/02/26	200,000,000	2015/04/16
69267	J P Morgan SP BV	HSI R Bull CBBC Feb 2016 E	0.2500	25,600 per 10,000 units	25,800 per 10,000 units	2016/02/26	200,000,000	2015/04/16

Newly listed callable bull/bear contracts (continued)

Code	Issuer	Name of issue	Issue prices (HK\$)	Strike price (HKD) / Strike level per 10 units	Call price (HKD) / Call level per 10 units	Expiry date	No. of issue (units)	Listing date
69270	J P Morgan SP BV	HSI R Bull CBBC Feb 2016 F	0.2500	25,400 per 10,000 units	25,600 per 10,000 units	2016/02/26	200,000,000	2015/04/16
69271	J P Morgan SP BV	HSI R Bull CBBC Feb 2016 G	0.2500	25,000 per 10,000 units	25,200 per 10,000 units	2016/02/26	200,000,000	2015/04/16
69057	J P Morgan SP BV	HSI R Bear CBBC Jul 2015 G	0.2500	26,900 per 10,000 units	26,700 per 10,000 units	2015/07/30	200,000,000	2015/04/16
69055	J P Morgan SP BV	HSI R Bear CBBC Jul 2015 J	0.2500	26,500 per 10,000 units	26,300 per 10,000 units	2015/07/30	200,000,000	2015/04/16
69056	J P Morgan SP BV	HSI R Bear CBBC Jul 2015 K	0.2500	26,700 per 10,000 units	26,500 per 10,000 units	2015/07/30	200,000,000	2015/04/16
69272	J P Morgan SP BV	HSI R Bear CBBC Jul 2015 L	0.2500	27,600 per 10,000 units	27,400 per 10,000 units	2015/07/30	200,000,000	2015/04/16
69060	J P Morgan SP BV	HSI R Bear CBBC Aug 2015 H	0.2500	27,200 per 10,000 units	27,000 per 10,000 units	2015/08/28	200,000,000	2015/04/16
69275	J P Morgan SP BV	HSI R Bear CBBC Aug 2015 I	0.2500	27,800 per 10,000 units	27,600 per 10,000 units	2015/08/28	200,000,000	2015/04/16
69276	J P Morgan SP BV	HSI R Bear CBBC Aug 2015 J	0.2500	27,900 per 10,000 units	27,700 per 10,000 units	2015/08/28	200,000,000	2015/04/16
69069	J P Morgan SP BV	HSI R Bear CBBC Sep 2015 C	0.2500	27,500 per 10,000 units	27,300 per 10,000 units	2015/09/29	200,000,000	2015/04/16
69278	J P Morgan SP BV	HSI R Bear CBBC Sep 2015 D	0.2500	28,000 per 10,000 units	27,800 per 10,000 units	2015/09/29	200,000,000	2015/04/16
69279	J P Morgan SP BV	HSI R Bear CBBC Sep 2015 E	0.2500	28,100 per 10,000 units	27,900 per 10,000 units	2015/09/29	200,000,000	2015/04/16
69281	J P Morgan SP BV	HSI R Bear CBBC Oct 2015 B	0.2500	28,400 per 10,000 units	28,200 per 10,000 units	2015/10/29	200,000,000	2015/04/16
69282	J P Morgan SP BV	HSI R Bear CBBC Nov 2015 B	0.2500	28,600 per 10,000 units	28,400 per 10,000 units	2015/11/27	200,000,000	2015/04/16
69284	J P Morgan SP BV	HSI R Bear CBBC Dec 2015 C	0.2500	28,800 per 10,000 units	28,600 per 10,000 units	2015/12/30	200,000,000	2015/04/16
69285	J P Morgan SP BV	HSI R Bear CBBC Jan 2016 A	0.2500	29,000 per 10,000 units	28,800 per 10,000 units	2016/01/28	200,000,000	2015/04/16
69286	J P Morgan SP BV	HSI R Bear CBBC Feb 2016 A	0.2500	29,200 per 10,000 units	29,000 per 10,000 units	2016/02/26	200,000,000	2015/04/16
69287	J P Morgan SP BV	HSI R Bear CBBC Feb 2016 B	0.2500	29,700 per 10,000 units	29,500 per 10,000 units	2016/02/26	200,000,000	2015/04/16
69212	Standard Chartered Bank	HSCEI R Bull CBBC Oct 2015 E	0.2500	13,080 per 10,000 units	13,280 per 10,000 units	2015/10/29	100,000,000	2015/04/16
69213	Standard Chartered Bank	HSCEI R Bear CBBC Jul 2015 C	0.2500	14,680 per 10,000 units	14,480 per 10,000 units	2015/07/30	100,000,000	2015/04/16
69215	Standard Chartered Bank	HSI R Bull CBBC Jul 2015 N	0.2500	26,680 per 15,000 units	26,880 per 15,000 units	2015/07/30	100,000,000	2015/04/16
69216	Standard Chartered Bank	HSI R Bull CBBC Jul 2015 O	0.2500	26,380 per 20,000 units	26,680 per 20,000 units	2015/07/30	100,000,000	2015/04/16
69217	Standard Chartered Bank	HSI R Bear CBBC Jul 2015 F	0.2500	27,680 per 15,000 units	27,480 per 15,000 units	2015/07/30	100,000,000	2015/04/16
69218	Standard Chartered Bank	HSI R Bear CBBC Jul 2015 G	0.2500	27,580 per 20,000 units	27,280 per 20,000 units	2015/07/30	100,000,000	2015/04/16
68985	SGA Societe Generale Acceptance N.V.	HSI R Bull CBBC Dec15 O	0.2500	24,600 per 20,000 units	24,700 per 20,000 units	2015/12/30	400,000,000	2015/04/16
68994	SGA Societe Generale Acceptance N.V.	HSI R Bull CBBC Dec15 P	0.2500	25,200 per 20,000 units	25,300 per 20,000 units	2015/12/30	400,000,000	2015/04/16
69004	SGA Societe Generale Acceptance N.V.	HSI R Bull CBBC Dec15 Q	0.2500	25,908 per 10,000 units	26,008 per 10,000 units	2015/12/30	200,000,000	2015/04/16
69143	SGA Societe Generale Acceptance N.V.	HSI R Bull CBBC Dec15 R	0.2500	25,800 per 20,000 units	25,900 per 20,000 units	2015/12/30	400,000,000	2015/04/16
69146	SGA Societe Generale Acceptance N.V.	HSI R Bull CBBC Dec15 S	0.2500	26,208 per 10,000 units	26,308 per 10,000 units	2015/12/30	200,000,000	2015/04/16
69148	SGA Societe Generale Acceptance N.V.	HSI R Bull CBBC Dec15 T	0.2500	26,508 per 10,000 units	26,608 per 10,000 units	2015/12/30	200,000,000	2015/04/16
69150	SGA Societe Generale Acceptance N.V.	HSI R Bull CBBC Dec15 U	0.2500	26,808 per 10,000 units	26,908 per 10,000 units	2015/12/30	200,000,000	2015/04/16
68984	SGA Societe Generale Acceptance N.V.	HSI R Bull CBBC Jan16 C	0.2500	24,300 per 20,000 units	24,400 per 20,000 units	2016/01/28	400,000,000	2015/04/16
68988	SGA Societe Generale Acceptance N.V.	HSI R Bull CBBC Jan16 D	0.2500	24,900 per 20,000 units	25,000 per 20,000 units	2016/01/28	400,000,000	2015/04/16
68996	SGA Societe Generale Acceptance N.V.	HSI R Bull CBBC Jan16 E	0.2500	25,500 per 20,000 units	25,600 per 20,000 units	2016/01/28	400,000,000	2015/04/16
69005	SGA Societe Generale Acceptance N.V.	HSI R Bull CBBC Jan16 F	0.2500	26,058 per 10,000 units	26,158 per 10,000 units	2016/01/28	200,000,000	2015/04/16
69145	SGA Societe Generale Acceptance N.V.	HSI R Bull CBBC Jan16 G	0.2500	26,100 per 20,000 units	26,200 per 20,000 units	2016/01/28	400,000,000	2015/04/16
69147	SGA Societe Generale Acceptance N.V.	HSI R Bull CBBC Jan16 H	0.2500	26,358 per 10,000 units	26,458 per 10,000 units	2016/01/28	200,000,000	2015/04/16
69149	SGA Societe Generale Acceptance N.V.	HSI R Bull CBBC Jan16 I	0.2500	26,658 per 10,000 units	26,758 per 10,000 units	2016/01/28	200,000,000	2015/04/16
69156	SGA Societe Generale Acceptance N.V.	HSI R Bull CBBC Jan16 J	0.2500	26,958 per 10,000 units	27,058 per 10,000 units	2016/01/28	200,000,000	2015/04/16
69010	SGA Societe Generale Acceptance N.V.	HSI R Bear CBBC Aug15 P	0.2500	27,588 per 10,000 units	27,488 per 10,000 units	2015/08/28	200,000,000	2015/04/16
69015	SGA Societe Generale Acceptance N.V.	HSI R Bear CBBC Aug15 Q	0.2500	27,788 per 10,000 units	27,688 per 10,000 units	2015/08/28	200,000,000	2015/04/16
69025	SGA Societe Generale Acceptance N.V.	HSI R Bear CBBC Aug15 R	0.2500	27,988 per 10,000 units	27,888 per 10,000 units	2015/08/28	200,000,000	2015/04/16
69032	SGA Societe Generale Acceptance N.V.	HSI R Bear CBBC Aug15 S	0.2500	28,188 per 10,000 units	28,088 per 10,000 units	2015/08/28	200,000,000	2015/04/16

Newly listed callable bull/bear contracts (continued)

Code	Issuer	Name of issue	Issue prices (HK\$)	Strike price (HKD) / Strike level per 10 units	Call price (HKD) / Call level per 10 units	Expiry date	No. of issue (units)	Listing date
69036	SGA Societe Generale Acceptance N.V.	HSI R Bear CBBC Aug15 T	0.2500	28,388 per 10,000 units	28,288 per 10,000 units	2015/08/28	200,000,000	2015/04/16
69027	SGA Societe Generale Acceptance N.V.	HSI R Bear CBBC Sep15 L	0.2500	28,088 per 10,000 units	27,988 per 10,000 units	2015/09/29	200,000,000	2015/04/16
69034	SGA Societe Generale Acceptance N.V.	HSI R Bear CBBC Sep15 M	0.2500	28,288 per 10,000 units	28,188 per 10,000 units	2015/09/29	200,000,000	2015/04/16
69042	SGA Societe Generale Acceptance N.V.	HSI R Bear CBBC Sep15 N	0.2500	28,488 per 10,000 units	28,388 per 10,000 units	2015/09/29	200,000,000	2015/04/16
69008	SGA Societe Generale Acceptance N.V.	HSI R Bear CBBC Oct15 E	0.2500	26,738 per 10,000 units	26,638 per 10,000 units	2015/10/29	200,000,000	2015/04/16
69009	SGA Societe Generale Acceptance N.V.	HSI R Bear CBBC Oct15 F	0.2500	27,138 per 10,000 units	27,038 per 10,000 units	2015/10/29	200,000,000	2015/04/16
69031	SGA Societe Generale Acceptance N.V.	HSI R Bear CBBC Oct15 G	0.2500	28,100 per 20,000 units	28,000 per 20,000 units	2015/10/29	400,000,000	2015/04/16
69045	SGA Societe Generale Acceptance N.V.	HSI R Bear CBBC Oct15 H	0.2500	28,700 per 20,000 units	28,600 per 20,000 units	2015/10/29	400,000,000	2015/04/16
69046	SGA Societe Generale Acceptance N.V.	HSI R Bear CBBC Oct15 I	0.2500	29,300 per 20,000 units	29,200 per 20,000 units	2015/10/29	400,000,000	2015/04/16
69049	SGA Societe Generale Acceptance N.V.	HSI R Bear CBBC Oct15 J	0.2500	29,900 per 20,000 units	29,800 per 20,000 units	2015/10/29	400,000,000	2015/04/16
69157	SGA Societe Generale Acceptance N.V.	HSI R Bear CBBC Oct15 K	0.2500	28,588 per 10,000 units	28,488 per 10,000 units	2015/10/29	200,000,000	2015/04/16
69158	SGA Societe Generale Acceptance N.V.	HSI R Bear CBBC Oct15 L	0.2500	28,788 per 10,000 units	28,688 per 10,000 units	2015/10/29	200,000,000	2015/04/16
69159	SGA Societe Generale Acceptance N.V.	HSI R Bear CBBC Oct15 M	0.2500	28,988 per 10,000 units	28,888 per 10,000 units	2015/10/29	200,000,000	2015/04/16
69161	SGA Societe Generale Acceptance N.V.	HSI R Bear CBBC Oct15 N	0.2500	29,188 per 10,000 units	29,088 per 10,000 units	2015/10/29	200,000,000	2015/04/16
69162	SGA Societe Generale Acceptance N.V.	HSI R Bear CBBC Oct15 O	0.2500	29,388 per 10,000 units	29,288 per 10,000 units	2015/10/29	200,000,000	2015/04/16
69164	SGA Societe Generale Acceptance N.V.	HSI R Bear CBBC Oct15 P	0.2500	30,500 per 20,000 units	30,400 per 20,000 units	2015/10/29	400,000,000	2015/04/16
69167	SGA Societe Generale Acceptance N.V.	HSI R Bear CBBC Oct15 Q	0.2500	31,100 per 20,000 units	31,000 per 20,000 units	2015/10/29	400,000,000	2015/04/16
69017	SGA Societe Generale Acceptance N.V.	HSI R Bear CBBC Nov15 D	0.2500	27,800 per 20,000 units	27,700 per 20,000 units	2015/11/27	400,000,000	2015/04/16
69048	SGA Societe Generale Acceptance N.V.	HSI R Bear CBBC Nov15 E	0.2500	29,600 per 20,000 units	29,500 per 20,000 units	2015/11/27	400,000,000	2015/04/16
69051	SGA Societe Generale Acceptance N.V.	HSI R Bear CBBC Nov15 F	0.2500	30,200 per 20,000 units	30,100 per 20,000 units	2015/11/27	400,000,000	2015/04/16
69165	SGA Societe Generale Acceptance N.V.	HSI R Bear CBBC Nov15 G	0.2500	30,800 per 20,000 units	30,700 per 20,000 units	2015/11/27	400,000,000	2015/04/16
69361	UBS AG	HSCEI R Bull CBBC Nov 2015 A	0.2500	13,300 per 10,000 units	13,500 per 10,000 units	2015/11/27	200,000,000	2015/04/16
69360	UBS AG	HSCEI R Bull CBBC Dec 2015 D	0.2500	13,600 per 10,000 units	13,800 per 10,000 units	2015/12/30	200,000,000	2015/04/16
68973	UBS AG	HSCEI R Bear CBBC Jul 2015 C	0.2500	13,700 per 10,000 units	13,500 per 10,000 units	2015/07/30	200,000,000	2015/04/16
68979	UBS AG	HSCEI R Bear CBBC Aug 2015 B	0.2500	14,200 per 10,000 units	14,000 per 10,000 units	2015/08/28	200,000,000	2015/04/16
68980	UBS AG	HSCEI R Bear CBBC Sep 2015 A	0.2500	15,700 per 10,000 units	15,500 per 10,000 units	2015/09/29	200,000,000	2015/04/16
68983	UBS AG	HSCEI R Bear CBBC Oct 2015 A	0.2850	16,200 per 10,000 units	16,000 per 10,000 units	2015/10/29	200,000,000	2015/04/16
69370	UBS AG	HSI R Bull CBBC Oct 2015 P	0.2500	26,400 per 10,000 units	26,600 per 10,000 units	2015/10/29	200,000,000	2015/04/16
69379	UBS AG	HSI R Bull CBBC Oct 2015 Q	0.2500	25,100 per 10,000 units	25,300 per 10,000 units	2015/10/29	200,000,000	2015/04/16
69364	UBS AG	HSI R Bull CBBC Nov 2015 L	0.2500	26,999 per 10,000 units	27,199 per 10,000 units	2015/11/27	200,000,000	2015/04/16
69367	UBS AG	HSI R Bull CBBC Nov 2015 M	0.2500	26,600 per 10,000 units	26,800 per 10,000 units	2015/11/27	200,000,000	2015/04/16
69373	UBS AG	HSI R Bull CBBC Nov 2015 N	0.2500	25,900 per 10,000 units	26,100 per 10,000 units	2015/11/27	200,000,000	2015/04/16
69377	UBS AG	HSI R Bull CBBC Nov 2015 O	0.2500	25,500 per 10,000 units	25,700 per 10,000 units	2015/11/27	200,000,000	2015/04/16
69366	UBS AG	HSI R Bull CBBC Dec 2015 F	0.2500	26,800 per 10,000 units	27,000 per 10,000 units	2015/12/30	200,000,000	2015/04/16
69371	UBS AG	HSI R Bull CBBC Dec 2015 G	0.2500	26,200 per 10,000 units	26,400 per 10,000 units	2015/12/30	200,000,000	2015/04/16
68950	UBS AG	HSI R Bear CBBC Jul 2015 A	0.2500	26,700 per 10,000 units	26,500 per 10,000 units	2015/07/30	200,000,000	2015/04/16
68952	UBS AG	HSI R Bear CBBC Jul 2015 P	0.2500	27,000 per 10,000 units	26,800 per 10,000 units	2015/07/30	200,000,000	2015/04/16
68947	UBS AG	HSI R Bear CBBC Jul 2015 T	0.2500	26,450 per 10,000 units	26,250 per 10,000 units	2015/07/30	200,000,000	2015/04/16
68955	UBS AG	HSI R Bear CBBC Aug 2015 B	0.2500	27,400 per 10,000 units	27,200 per 10,000 units	2015/08/28	200,000,000	2015/04/16
68957	UBS AG	HSI R Bear CBBC Aug 2015 C	0.2500	27,600 per 10,000 units	27,400 per 10,000 units	2015/08/28	200,000,000	2015/04/16
68961	UBS AG	HSI R Bear CBBC Aug 2015 D	0.2500	27,800 per 10,000 units	27,600 per 10,000 units	2015/08/28	200,000,000	2015/04/16
68962	UBS AG	HSI R Bear CBBC Aug 2015 E	0.2500	28,100 per 10,000 units	27,900 per 10,000 units	2015/08/28	200,000,000	2015/04/16
68967	UBS AG	HSI R Bear CBBC Aug 2015 F	0.2500	28,700 per 10,000 units	28,500 per 10,000 units	2015/08/28	200,000,000	2015/04/16

Newly listed callable bull/bear contracts (continued)

Code	Issuer	Name of issue	Issue prices (HK\$)	Strike price (HKD) / Strike level per 10 units	Call price (HKD) / Call level per 10 units	Expiry date	No. of issue (units)	Listing date
68968	UBS AG	HSI R Bear CBBC Sep 2015 C	0.3100	29,300 per 10,000 units	29,000 per 10,000 units	2015/09/29	200,000,000	2015/04/16
68971	UBS AG	HSI R Bear CBBC Sep 2015 D	0.4100	30,300 per 10,000 units	30,000 per 10,000 units	2015/09/29	200,000,000	2015/04/16
69380	UBS AG	HSI R Bear CBBC Oct 2015 C	0.5500	32,400 per 10,000 units	32,000 per 10,000 units	2015/10/29	200,000,000	2015/04/16
69473	BNP Paribas Arbit Issu B.V.	HSI R Bear CBBC Jul 2015 F	0.2500	27,400 per 10,000 units	27,200 per 10,000 units	2015/07/30	200,000,000	2015/04/17
69477	BNP Paribas Arbit Issu B.V.	HSI R Bear CBBC Jul 2015 G	0.2500	28,300 per 10,000 units	28,100 per 10,000 units	2015/07/30	200,000,000	2015/04/17
69478	BNP Paribas Arbit Issu B.V.	HSI R Bear CBBC Jul 2015 H	0.2500	28,500 per 10,000 units	28,300 per 10,000 units	2015/07/30	200,000,000	2015/04/17
69479	BNP Paribas Arbit Issu B.V.	HSI R Bear CBBC Sep 2015 P	0.2500	28,800 per 10,000 units	28,600 per 10,000 units	2015/09/29	200,000,000	2015/04/17
69482	BNP Paribas Arbit Issu B.V.	HSI R Bear CBBC Sep 2015 Q	0.2900	29,700 per 10,000 units	29,500 per 10,000 units	2015/09/29	200,000,000	2015/04/17
69485	Credit Suisse AG	HSCEI R Bull CBBC Nov 2015 E	0.2500	13,578 per 10,000 units	13,828 per 10,000 units	2015/11/27	108,000,000	2015/04/17
69484	Credit Suisse AG	HSCEI R Bear CBBC Oct 2015 B	0.2500	16,150 per 10,000 units	15,900 per 10,000 units	2015/10/29	108,000,000	2015/04/17
69483	Credit Suisse AG	HSCEI R Bear CBBC Nov 2015 A	0.2500	15,650 per 10,000 units	15,400 per 10,000 units	2015/11/27	108,000,000	2015/04/17
69513	Credit Suisse AG	HSI R Bull CBBC Sep 2015 D	0.2500	25,600 per 20,000 units	26,100 per 20,000 units	2015/09/29	238,000,000	2015/04/17
69495	Credit Suisse AG	HSI R Bull CBBC Sep 2015 W	0.2500	26,050 per 10,000 units	26,400 per 10,000 units	2015/09/29	238,000,000	2015/04/17
69496	Credit Suisse AG	HSI R Bull CBBC Sep 2015 X	0.2500	26,350 per 10,000 units	26,700 per 10,000 units	2015/09/29	238,000,000	2015/04/17
69505	Credit Suisse AG	HSI R Bull CBBC Sep 2015 Y	0.2500	26,650 per 10,000 units	27,000 per 10,000 units	2015/09/29	238,000,000	2015/04/17
69517	Credit Suisse AG	HSI R Bull CBBC Sep 2015 Z	0.2500	26,892 per 12,000 units	27,272 per 12,000 units	2015/09/29	238,000,000	2015/04/17
69458	Credit Suisse AG	HSI R Bear CBBC Aug 2015 L	0.2500	27,350 per 10,000 units	27,000 per 10,000 units	2015/08/28	238,000,000	2015/04/17
69489	Credit Suisse AG	HSI R Bear CBBC Aug 2015 M	0.2500	27,650 per 10,000 units	27,300 per 10,000 units	2015/08/28	238,000,000	2015/04/17
69490	Credit Suisse AG	HSI R Bear CBBC Aug 2015 O	0.2500	28,750 per 10,000 units	28,400 per 10,000 units	2015/08/28	238,000,000	2015/04/17
69492	Credit Suisse AG	HSI R Bear CBBC Sep 2015 V	0.2550	29,450 per 10,000 units	29,100 per 10,000 units	2015/09/29	238,000,000	2015/04/17
69491	Credit Suisse AG	HSI R Bear CBBC Oct 2015 M	0.2500	28,950 per 10,000 units	28,600 per 10,000 units	2015/10/29	238,000,000	2015/04/17
69429	HK Bank	AIA R Bear CBBC Jan 2016 A	0.7800	61.0800	60.0800	2016/01/18	40,000,000	2015/04/17
69430	HK Bank	AIA R Bear CBBC Jan 2016 B	0.9800	63.0800	62.0800	2016/01/11	40,000,000	2015/04/17
69431	HK Bank	CITIC Sec R Bull CBBC Jan 2016 B	0.7400	28.0000	30.0000	2016/01/25	60,000,000	2015/04/17
69432	HK Bank	China Life R Bull CBBC Jan 2016 C	0.5600	33.6800	34.2800	2016/01/11	60,000,000	2015/04/17
69433	HK Bank	Galaxy Ent R Bull CBBC Dec 2015 E	0.8000	33.2700	35.2700	2015/12/21	50,000,000	2015/04/17
69422	HK Bank	HKEx R Bull CBBC Dec 2015 E	0.2900	211.88 per 100 units	216.88 per 100 units	2015/12/14	60,000,000	2015/04/17
69419	HK Bank	HKEx R Bear CBBC Jan 2016 B	0.3200	269.88 per 100 units	264.88 per 100 units	2016/01/11	50,000,000	2015/04/17
69397	HK Bank	HSCEI R Bear CBBC Mar 2016 A	0.2500	15,188 per 10,000 units	14,988 per 10,000 units	2016/03/30	68,000,000	2015/04/17
69398	HK Bank	HSCEI R Bear CBBC Mar 2016 B	0.2500	15,588 per 10,000 units	15,388 per 10,000 units	2016/03/30	68,000,000	2015/04/17
69418	HK Bank	HSI R Bull CBBC Jan 2016 F	0.2500	26,688 per 15,000 units	26,888 per 15,000 units	2016/01/28	100,000,000	2015/04/17
69390	HK Bank	HSI R Bull CBBC Mar 2016 C	0.2500	26,288 per 15,000 units	26,488 per 15,000 units	2016/03/30	100,000,000	2015/04/17
69392	HK Bank	HSI R Bull CBBC Mar 2016 D	0.2500	25,808 per 15,000 units	26,008 per 15,000 units	2016/03/30	100,000,000	2015/04/17
69393	HK Bank	HSI R Bull CBBC Mar 2016 E	0.2500	24,678 per 20,000 units	24,928 per 20,000 units	2016/03/30	400,000,000	2015/04/17
69410	HK Bank	HSI R Bear CBBC Jan 2016 C	0.2500	28,388 per 15,000 units	28,188 per 15,000 units	2016/01/28	100,000,000	2015/04/17
69391	HK Bank	HSI R Bear CBBC Mar 2016 D	0.2500	28,188 per 15,000 units	27,988 per 15,000 units	2016/03/30	100,000,000	2015/04/17
69411	HK Bank	HSI R Bear CBBC Mar 2016 E	0.2500	28,488 per 15,000 units	28,288 per 15,000 units	2016/03/30	100,000,000	2015/04/17
69415	HK Bank	HSI R Bear CBBC Mar 2016 F	0.2500	28,788 per 15,000 units	28,588 per 15,000 units	2016/03/30	100,000,000	2015/04/17
69424	HK Bank	TCH R Bull CBBC Feb 2016 A	0.2500	147.88 per 100 units	149.88 per 100 units	2016/02/22	100,000,000	2015/04/17
69428	HK Bank	TCH R Bear CBBC Jan 2016 D	0.3000	187.88 per 100 units	185.88 per 100 units	2016/01/25	100,000,000	2015/04/17
69524	Standard Chartered Bank	HSI R Bull CBBC Jul 2015 P	0.2500	26,830 per 15,000 units	27,030 per 15,000 units	2015/07/30	100,000,000	2015/04/17
69527	Standard Chartered Bank	HSI R Bull CBBC Jul 2015 Q	0.2500	26,180 per 15,000 units	26,380 per 15,000 units	2015/07/30	100,000,000	2015/04/17
69545	Standard Chartered Bank	HSI R Bull CBBC Jul 2015 R	0.2500	25,780 per 20,000 units	26,080 per 20,000 units	2015/07/30	100,000,000	2015/04/17

Newly listed callable bull/bear contracts (continued)

Code	Issuer	Name of issue	Issue prices (HK\$)	Strike price (HKD) / Strike level per 10 units	Call price (HKD) / Call level per 10 units	Expiry date	No. of issue (units)	Listing date
69546	Standard Chartered Bank	HSI R Bear CBBC Jul 2015 H	0.2500	27,280 per 15,000 units	27,080 per 15,000 units	2015/07/30	100,000,000	2015/04/17
69549	Standard Chartered Bank	HSI R Bear CBBC Jul 2015 I	0.2500	28,080 per 20,000 units	27,780 per 20,000 units	2015/07/30	100,000,000	2015/04/17
69559	Standard Chartered Bank	HSI R Bear CBBC Jul 2015 J	0.2500	28,280 per 15,000 units	28,080 per 15,000 units	2015/07/30	100,000,000	2015/04/17
69434	SGA Societe Generale Acceptance NV	HSCEI R Bull CBBC Dec15D	0.2500	13,008 per 10,000 units	13,208 per 10,000 units	2015/12/30	200,000,000	2015/04/17
69435	SGA Societe Generale Acceptance NV	HSCEI R Bull CBBC Jan16A	0.2500	13,408 per 10,000 units	13,608 per 10,000 units	2016/01/28	200,000,000	2015/04/17
69437	SGA Societe Generale Acceptance NV	HSCEI R Bear CBBC Nov15C	0.2500	16,088 per 10,000 units	15,888 per 10,000 units	2015/11/27	200,000,000	2015/04/17
69436	SGA Societe Generale Acceptance NV	HSCEI R Bear CBBC Dec15B	0.2500	15,688 per 10,000 units	15,488 per 10,000 units	2015/12/30	200,000,000	2015/04/17
69438	SGA Societe Generale Acceptance NV	HSCEI R Bear CBBC Dec15C	0.2800	16,488 per 10,000 units	16,288 per 10,000 units	2015/12/30	200,000,000	2015/04/17
69598	SGA Societe Generale Acceptance N.V.	HSI R Bull CBBC Dec15 V	0.2500	27,008 per 10,000 units	27,108 per 10,000 units	2015/12/30	200,000,000	2015/04/17
69443	SGA Societe Generale Acceptance N.V.	HSI R Bull CBBC Jan16 K	0.2500	25,858 per 10,000 units	25,958 per 10,000 units	2016/01/28	200,000,000	2015/04/17
69446	SGA Societe Generale Acceptance N.V.	HSI R Bull CBBC Jan16 L	0.2500	26,158 per 10,000 units	26,258 per 10,000 units	2016/01/28	200,000,000	2015/04/17
69451	SGA Societe Generale Acceptance N.V.	HSI R Bull CBBC Jan16 M	0.2500	26,458 per 10,000 units	26,558 per 10,000 units	2016/01/28	200,000,000	2015/04/17
69453	SGA Societe Generale Acceptance N.V.	HSI R Bull CBBC Jan16 N	0.2500	26,758 per 10,000 units	26,858 per 10,000 units	2016/01/28	200,000,000	2015/04/17
69599	SGA Societe Generale Acceptance N.V.	HSI R Bull CBBC Jan16 O	0.2500	27,158 per 10,000 units	27,258 per 10,000 units	2016/01/28	200,000,000	2015/04/17
69454	SGA Societe Generale Acceptance N.V.	HSI R Bear CBBC Aug15 U	0.2500	27,338 per 10,000 units	27,238 per 10,000 units	2015/08/28	200,000,000	2015/04/17
69455	SGA Societe Generale Acceptance N.V.	HSI R Bear CBBC Oct15 R	0.2500	27,738 per 10,000 units	27,638 per 10,000 units	2015/10/29	200,000,000	2015/04/17
69457	SGA Societe Generale Acceptance N.V.	HSI R Bear CBBC Oct15 S	0.2500	28,138 per 10,000 units	28,038 per 10,000 units	2015/10/29	200,000,000	2015/04/17
69566	UBS AG	HSCEI R Bull CBBC Nov 2015 B	0.2500	13,500 per 10,000 units	13,700 per 10,000 units	2015/11/27	200,000,000	2015/04/17
69565	UBS AG	HSCEI R Bull CBBC Dec 2015 E	0.2500	13,700 per 10,000 units	13,900 per 10,000 units	2015/12/30	200,000,000	2015/04/17
69567	UBS AG	HSCEI R Bull CBBC Dec 2015 F	0.2500	11,800 per 10,000 units	12,000 per 10,000 units	2015/12/30	200,000,000	2015/04/17
69578	UBS AG	HSI R Bull CBBC Nov 2015 P	0.2500	26,972 per 10,000 units	27,272 per 10,000 units	2015/11/27	200,000,000	2015/04/17
69594	UBS AG	HSI R Bull CBBC Nov 2015 Q	0.2500	26,200 per 10,000 units	26,500 per 10,000 units	2015/11/27	200,000,000	2015/04/17
69597	UBS AG	HSI R Bull CBBC Nov 2015 R	0.2500	25,200 per 10,000 units	25,500 per 10,000 units	2015/11/27	200,000,000	2015/04/17
69592	UBS AG	HSI R Bull CBBC Dec 2015 H	0.2500	26,600 per 10,000 units	26,900 per 10,000 units	2015/12/30	200,000,000	2015/04/17
69595	UBS AG	HSI R Bull CBBC Dec 2015 I	0.2500	26,000 per 10,000 units	26,300 per 10,000 units	2015/12/30	200,000,000	2015/04/17
69596	UBS AG	HSI R Bull CBBC Dec 2015 J	0.2500	25,600 per 10,000 units	25,900 per 10,000 units	2015/12/30	200,000,000	2015/04/17
69579	UBS AG	HSI R Bull CBBC Jan 2016 A	0.2500	26,800 per 10,000 units	27,100 per 10,000 units	2016/01/28	200,000,000	2015/04/17
69593	UBS AG	HSI R Bull CBBC Feb 2016 A	0.2500	26,400 per 10,000 units	26,700 per 10,000 units	2016/02/26	200,000,000	2015/04/17
69459	UBS AG	HSI R Bear CBBC Jul 2015 C	0.2500	27,250 per 10,000 units	26,950 per 10,000 units	2015/07/30	200,000,000	2015/04/17
69463	UBS AG	HSI R Bear CBBC Jul 2015 F	0.2500	27,850 per 10,000 units	27,550 per 10,000 units	2015/07/30	200,000,000	2015/04/17
69460	UBS AG	HSI R Bear CBBC Jul 2015 Q	0.2500	27,450 per 10,000 units	27,150 per 10,000 units	2015/07/30	200,000,000	2015/04/17
69462	UBS AG	HSI R Bear CBBC Aug 2015 G	0.2500	27,600 per 10,000 units	27,300 per 10,000 units	2015/08/28	200,000,000	2015/04/17
69464	UBS AG	HSI R Bear CBBC Aug 2015 H	0.2500	28,000 per 10,000 units	27,700 per 10,000 units	2015/08/28	200,000,000	2015/04/17
69465	UBS AG	HSI R Bear CBBC Aug 2015 I	0.2500	28,400 per 10,000 units	28,100 per 10,000 units	2015/08/28	200,000,000	2015/04/17
69466	UBS AG	HSI R Bear CBBC Aug 2015 J	0.2500	28,600 per 10,000 units	28,300 per 10,000 units	2015/08/28	200,000,000	2015/04/17
69468	UBS AG	HSI R Bear CBBC Aug 2015 K	0.2500	29,000 per 10,000 units	28,700 per 10,000 units	2015/08/28	200,000,000	2015/04/17
69469	UBS AG	HSI R Bear CBBC Aug 2015 L	0.2500	29,200 per 10,000 units	28,900 per 10,000 units	2015/08/28	200,000,000	2015/04/17
69470	UBS AG	HSI R Bear CBBC Sep 2015 E	0.2900	29,800 per 10,000 units	29,500 per 10,000 units	2015/09/29	200,000,000	2015/04/17
66333*	HK Bank	Ping An R Bull CBBC Dec 2015 K	0.2110	87.38 per 100 units	89.88 per 100 units	2015/12/21	180,000,000	2015/04/17
67565*	UBS AG	HSCEI R Bull CBBC Sep 2015 K	0.1960	12,300 per 10,000 units	12,500 per 10,000 units	2015/09/29	100,000,000	2015/04/17
69831	BNP Paribas Arbit Issu B.V.	HSI R Bull CBBC Jan 2016 J	0.2500	27,800 per 10,000 units	28,000 per 10,000 units	2016/01/28	200,000,000	2015/04/20
69832	BNP Paribas Arbit Issu B.V.	HSI R Bull CBBC Jan 2016 K	0.2500	27,700 per 10,000 units	27,900 per 10,000 units	2016/01/28	200,000,000	2015/04/20
69836	BNP Paribas Arbit Issu B.V.	HSI R Bull CBBC Jan 2016 L	0.2500	27,600 per 10,000 units	27,800 per 10,000 units	2016/01/28	200,000,000	2015/04/20

Newly listed callable bull/bear contracts (continued)

Code	Issuer	Name of issue	Issue prices (HK\$)	Strike price (HKD) / Strike level per 10 units	Call price (HKD) / Call level per 10 units	Expiry date	No. of issue (units)	Listing date
69837	BNP Paribas Arbit Issu B.V.	HSI R Bull CBBC Jan 2016 M	0.2500	27,500 per 10,000 units	27,700 per 10,000 units	2016/01/28	200,000,000	2015/04/20
69840	BNP Paribas Arbit Issu B.V.	HSI R Bull CBBC Jan 2016 N	0.2500	27,400 per 10,000 units	27,600 per 10,000 units	2016/01/28	200,000,000	2015/04/20
69843	BNP Paribas Arbit Issu B.V.	HSI R Bull CBBC Jan 2016 O	0.2500	27,300 per 10,000 units	27,500 per 10,000 units	2016/01/28	200,000,000	2015/04/20
69844	BNP Paribas Arbit Issu B.V.	HSI R Bull CBBC Jan 2016 P	0.2500	27,200 per 10,000 units	27,400 per 10,000 units	2016/01/28	200,000,000	2015/04/20
69848	BNP Paribas Arbit Issu B.V.	HSI R Bull CBBC Jan 2016 Q	0.2500	27,100 per 10,000 units	27,300 per 10,000 units	2016/01/28	200,000,000	2015/04/20
69854	BNP Paribas Arbit Issu B.V.	HSI R Bull CBBC Jan 2016 R	0.2500	27,000 per 10,000 units	27,200 per 10,000 units	2016/01/28	200,000,000	2015/04/20
69884	BNP Paribas Arbit Issu B.V.	HSI R Bear CBBC Sep 2015 R	0.2500	30,200 per 10,000 units	30,000 per 10,000 units	2015/09/29	200,000,000	2015/04/20
69885	BNP Paribas Arbit Issu B.V.	HSI R Bear CBBC Sep 2015 S	0.2500	30,000 per 10,000 units	29,800 per 10,000 units	2015/09/29	200,000,000	2015/04/20
69886	BNP Paribas Arbit Issu B.V.	HSI R Bear CBBC Sep 2015 T	0.2500	29,800 per 10,000 units	29,600 per 10,000 units	2015/09/29	200,000,000	2015/04/20
69891	BNP Paribas Arbit Issu B.V.	HSI R Bear CBBC Sep 2015 U	0.2500	29,600 per 10,000 units	29,400 per 10,000 units	2015/09/29	200,000,000	2015/04/20
69894	BNP Paribas Arbit Issu B.V.	HSI R Bear CBBC Sep 2015 V	0.2500	29,400 per 10,000 units	29,200 per 10,000 units	2015/09/29	200,000,000	2015/04/20
69900	BNP Paribas Arbit Issu B.V.	HSI R Bear CBBC Sep 2015 W	0.2500	29,100 per 10,000 units	28,900 per 10,000 units	2015/09/29	200,000,000	2015/04/20
69906	BNP Paribas Arbit Issu B.V.	HSI R Bear CBBC Sep 2015 X	0.2500	28,900 per 10,000 units	28,700 per 10,000 units	2015/09/29	200,000,000	2015/04/20
69859	BNP Paribas Arbit Issu B.V.	HSI R Bear CBBC Dec 2015 A	0.3300	31,200 per 10,000 units	31,000 per 10,000 units	2015/12/30	200,000,000	2015/04/20
69864	BNP Paribas Arbit Issu B.V.	HSI R Bear CBBC Dec 2015 B	0.2800	30,700 per 10,000 units	30,500 per 10,000 units	2015/12/30	200,000,000	2015/04/20
69881	BNP Paribas Arbit Issu B.V.	HSI R Bear CBBC Dec 2015 C	0.2500	30,400 per 10,000 units	30,200 per 10,000 units	2015/12/30	200,000,000	2015/04/20
69695	Credit Suisse AG	China Mobile R Bull CBBC Nov 2015 A	0.2500	102 per 100 units	105 per 100 units	2015/11/24	60,000,000	2015/04/20
69696	Credit Suisse AG	China Mobile R Bear CBBC Sep 2015 A	0.2500	132 per 100 units	128 per 100 units	2015/09/22	60,000,000	2015/04/20
69728	Credit Suisse AG	China Life R Bull CBBC Jan 2016 A	0.2500	35.30 per 100 units	36.30 per 100 units	2016/01/26	60,000,000	2015/04/20
69730	Credit Suisse AG	China Life R Bull CBBC Jan 2016 B	0.2500	31.80 per 100 units	32.80 per 100 units	2016/01/26	60,000,000	2015/04/20
69731	Credit Suisse AG	HKEx R Bull CBBC Nov 2015 A	0.2500	260 per 100 units	268 per 100 units	2015/11/24	80,000,000	2015/04/20
69741	Credit Suisse AG	HKEx R Bull CBBC Nov 2015 B	0.4200	240 per 100 units	248 per 100 units	2015/11/24	80,000,000	2015/04/20
69742	Credit Suisse AG	HKEx R Bear CBBC Sep 2015 A	0.5400	332 per 100 units	323 per 100 units	2015/09/22	80,000,000	2015/04/20
69743	Credit Suisse AG	HKEx R Bear CBBC Sep 2015 B	0.7900	357 per 100 units	348 per 100 units	2015/09/22	80,000,000	2015/04/20
69688	Credit Suisse AG	HSCEI R Bull CBBC Oct 2015 F	0.2500	13,750 per 10,000 units	14,000 per 10,000 units	2015/10/29	108,000,000	2015/04/20
69689	Credit Suisse AG	HSCEI R Bull CBBC Nov 2015 F	0.2500	14,050 per 10,000 units	14,300 per 10,000 units	2015/11/27	108,000,000	2015/04/20
69691	Credit Suisse AG	HSCEI R Bear CBBC Nov 2015 B	0.2500	16,500 per 10,000 units	16,200 per 10,000 units	2015/11/27	108,000,000	2015/04/20
69693	Credit Suisse AG	HSCEI R Bear CBBC Dec 2015 A	0.2700	16,900 per 10,000 units	16,600 per 10,000 units	2015/12/30	108,000,000	2015/04/20
69784	Credit Suisse AG	HSI R Bull CBBC Nov 2015 N	0.2500	27,616 per 12,000 units	28,016 per 12,000 units	2015/11/27	238,000,000	2015/04/20
69786	Credit Suisse AG	HSI R Bull CBBC Nov 2015 O	0.2500	27,450 per 10,000 units	27,800 per 10,000 units	2015/11/27	238,000,000	2015/04/20
69787	Credit Suisse AG	HSI R Bull CBBC Nov 2015 P	0.2500	27,200 per 10,000 units	27,550 per 10,000 units	2015/11/27	238,000,000	2015/04/20
69788	Credit Suisse AG	HSI R Bull CBBC Nov 2015 Q	0.2500	27,000 per 10,000 units	27,350 per 10,000 units	2015/11/27	238,000,000	2015/04/20
69802	Credit Suisse AG	HSI R Bull CBBC Nov 2015 R	0.2500	26,750 per 10,000 units	27,100 per 10,000 units	2015/11/27	238,000,000	2015/04/20
69644	Credit Suisse AG	HSI R Bear CBBC Jul 2015 F	0.2500	28,100 per 10,000 units	27,750 per 10,000 units	2015/07/30	238,000,000	2015/04/20
69650	Credit Suisse AG	HSI R Bear CBBC Jul 2015 H	0.2500	28,300 per 10,000 units	27,950 per 10,000 units	2015/07/30	238,000,000	2015/04/20
69641	Credit Suisse AG	HSI R Bear CBBC Jul 2015 I	0.2500	27,627 per 10,000 units	27,277 per 10,000 units	2015/07/30	238,000,000	2015/04/20
69642	Credit Suisse AG	HSI R Bear CBBC Jul 2015 P	0.2500	27,800 per 10,000 units	27,450 per 10,000 units	2015/07/30	238,000,000	2015/04/20
69694	Credit Suisse AG	HSI R Bear CBBC Aug 2015 P	0.2600	28,600 per 10,000 units	28,250 per 10,000 units	2015/08/28	238,000,000	2015/04/20
69804	Credit Suisse AG	HSI R Bear CBBC Oct 2015 N	0.2500	29,750 per 10,000 units	29,400 per 10,000 units	2015/10/29	238,000,000	2015/04/20
69809	Credit Suisse AG	HSI R Bear CBBC Oct 2015 O	0.2500	30,250 per 10,000 units	29,900 per 10,000 units	2015/10/29	238,000,000	2015/04/20
69811	Credit Suisse AG	HSI R Bear CBBC Nov 2015 G	0.3400	31,200 per 10,000 units	30,800 per 10,000 units	2015/11/27	238,000,000	2015/04/20
69687	Credit Suisse AG	HSI R Bear CBBC Dec 2015 C	0.2600	32,500 per 20,000 units	31,958 per 20,000 units	2015/12/30	238,000,000	2015/04/20
69810	Credit Suisse AG	HSI R Bear CBBC Dec 2015 D	0.2800	30,600 per 10,000 units	30,200 per 10,000 units	2015/12/30	238,000,000	2015/04/20

Newly listed callable bull/bear contracts (continued)

Code	Issuer	Name of issue	Issue prices (HK\$)	Strike price (HKD) / Strike level per 10 units	Call price (HKD) / Call level per 10 units	Expiry date	No. of issue (units)	Listing date
69718	Credit Suisse AG	Ping An R Bull CBBC Nov 2015 A	0.2500	91 per 100 units	95 per 100 units	2015/11/24	60,000,000	2015/04/20
69719	Credit Suisse AG	Ping An R Bull CBBC Nov 2015 B	0.2500	99 per 100 units	103 per 100 units	2015/11/24	60,000,000	2015/04/20
69697	Credit Suisse AG	TCH R Bull CBBC Nov 2015 A	0.2500	152 per 100 units	156 per 100 units	2015/11/24	60,000,000	2015/04/20
69698	Credit Suisse AG	TCH R Bear CBBC Sep 2015 A	0.3000	187 per 100 units	183 per 100 units	2015/09/22	60,000,000	2015/04/20
69699	Credit Suisse AG	TCH R Bear CBBC Sep 2015 B	0.3500	197 per 100 units	193 per 100 units	2015/09/22	60,000,000	2015/04/20
69633	HK Bank	China Mobile R Bear CBBC Feb 2016 A	0.2500	134.38 per 100 units	132.38 per 100 units	2016/02/29	60,000,000	2015/04/20
69631	HK Bank	China Life R Bull CBBC Dec 2015 C	0.4700	35.6800	36.2800	2015/12/28	60,000,000	2015/04/20
69632	HK Bank	China Life R Bear CBBC Feb 2016 C	1.0000	49.4800	48.8800	2016/02/29	50,000,000	2015/04/20
69638	HK Bank	CNOOC R Bull CBBC Jan 2016 B	0.2500	10.9800	11.4800	2016/01/11	60,000,000	2015/04/20
69606	HK Bank	CSOP A50 ETF R Bull CBBC Feb 2016 H	0.2500	15.0800	15.2800	2016/02/15	200,000,000	2015/04/20
69610	HK Bank	CSOP A50 ETF R Bear CBBC Apr 2016 B	0.3500	19.1800	18.9800	2016/04/28	40,000,000	2015/04/20
69605	HK Bank	HSCEI R Bull CBBC Jan 2016 C	0.2500	13,288 per 10,000 units	13,488 per 10,000 units	2016/01/28	100,000,000	2015/04/20
69603	HK Bank	HSCEI R Bull CBBC Apr 2016 A	0.2500	12,888 per 10,000 units	13,088 per 10,000 units	2016/04/28	100,000,000	2015/04/20
69602	HK Bank	HSCEI R Bear CBBC Apr 2016 A	0.2500	15,988 per 10,000 units	15,788 per 10,000 units	2016/04/28	68,000,000	2015/04/20
69617	HK Bank	HSI R Bull CBBC Apr 2016 A	0.2500	26,888 per 15,000 units	27,088 per 15,000 units	2016/04/28	100,000,000	2015/04/20
69620	HK Bank	HSI R Bear CBBC Mar 2016 G	0.2500	29,878 per 20,000 units	29,628 per 20,000 units	2016/03/30	400,000,000	2015/04/20
69619	HK Bank	HSI R Bear CBBC Apr 2016 A	0.2500	28,988 per 15,000 units	28,788 per 15,000 units	2016/04/28	100,000,000	2015/04/20
69634	HK Bank	PetCh R Bull CBBC Jan 2016 E	0.2500	8.6800	9.0800	2016/01/04	60,000,000	2015/04/20
69621	HK Bank	Ping An R Bull CBBC Jan 2016 D	0.2500	89.38 per 100 units	91.88 per 100 units	2016/01/08	120,000,000	2015/04/20
69624	HK Bank	Ping An R Bull CBBC Feb 2016 A	0.2500	91.38 per 100 units	93.88 per 100 units	2016/02/29	120,000,000	2015/04/20
69625	HK Bank	Ping An R Bear CBBC Jan 2016 A	0.2500	123.38 per 100 units	120.88 per 100 units	2016/01/08	40,000,000	2015/04/20
69626	HK Bank	Ping An R Bear CBBC Feb 2016 A	0.2500	123.38 per 100 units	120.88 per 100 units	2016/02/29	40,000,000	2015/04/20
69616	HK Bank	TCH R Bull CBBC Dec 2015 L	0.2500	151.88 per 100 units	153.88 per 100 units	2015/12/28	100,000,000	2015/04/20
69612	HK Bank	TCH R Bear CBBC Feb 2016 A	0.3800	197.88 per 100 units	195.88 per 100 units	2016/02/29	100,000,000	2015/04/20
69652	Standard Chartered Bank	HSI R Bull CBBC Jul 2015 S	0.2500	26,930 per 20,000 units	27,230 per 20,000 units	2015/07/30	100,000,000	2015/04/20
69681	Standard Chartered Bank	HSI R Bull CBBC Jul 2015 T	0.2500	27,280 per 15,000 units	27,480 per 15,000 units	2015/07/30	100,000,000	2015/04/20
69654	Standard Chartered Bank	HSI R Bear CBBC Jul 2015 K	0.2500	27,780 per 15,000 units	27,580 per 15,000 units	2015/07/30	100,000,000	2015/04/20
69656	Standard Chartered Bank	HSI R Bear CBBC Jul 2015 L	0.2500	28,180 per 15,000 units	27,980 per 15,000 units	2015/07/30	100,000,000	2015/04/20
69682	Standard Chartered Bank	HSI R Bear CBBC Jul 2015 M	0.2500	28,680 per 20,000 units	28,380 per 20,000 units	2015/07/30	100,000,000	2015/04/20
69683	Standard Chartered Bank	HSI R Bear CBBC Jul 2015 N	0.2500	28,780 per 15,000 units	28,580 per 15,000 units	2015/07/30	100,000,000	2015/04/20
69761	SGA Societe Generale Acceptance N.V.	HSI R Bull CBBC Dec15 W	0.2500	26,400 per 20,000 units	26,500 per 20,000 units	2015/12/30	400,000,000	2015/04/20
69763	SGA Societe Generale Acceptance N.V.	HSI R Bull CBBC Dec15 X	0.2500	27,208 per 10,000 units	27,308 per 10,000 units	2015/12/30	200,000,000	2015/04/20
69762	SGA Societe Generale Acceptance N.V.	HSI R Bull CBBC Jan16 P	0.2500	27,058 per 10,000 units	27,158 per 10,000 units	2016/01/28	200,000,000	2015/04/20
69764	SGA Societe Generale Acceptance N.V.	HSI R Bull CBBC Jan16 Q	0.2500	27,358 per 10,000 units	27,458 per 10,000 units	2016/01/28	200,000,000	2015/04/20
69768	SGA Societe Generale Acceptance N.V.	HSI R Bear CBBC Aug15 V	0.2500	28,688 per 10,000 units	28,588 per 10,000 units	2015/08/28	200,000,000	2015/04/20
69771	SGA Societe Generale Acceptance N.V.	HSI R Bear CBBC Aug15 W	0.2500	29,088 per 10,000 units	28,988 per 10,000 units	2015/08/28	200,000,000	2015/04/20
69778	SGA Societe Generale Acceptance N.V.	HSI R Bear CBBC Aug15 X	0.2500	29,488 per 10,000 units	29,388 per 10,000 units	2015/08/28	200,000,000	2015/04/20
69770	SGA Societe Generale Acceptance N.V.	HSI R Bear CBBC Sep15 O	0.2500	28,888 per 10,000 units	28,788 per 10,000 units	2015/09/29	200,000,000	2015/04/20
69777	SGA Societe Generale Acceptance N.V.	HSI R Bear CBBC Sep15 P	0.2500	29,288 per 10,000 units	29,188 per 10,000 units	2015/09/29	200,000,000	2015/04/20
69779	SGA Societe Generale Acceptance N.V.	HSI R Bear CBBC Sep15 Q	0.2500	29,688 per 10,000 units	29,588 per 10,000 units	2015/09/29	200,000,000	2015/04/20
69640	SGA Societe Generale Acceptance N.V.	HSI R Bear CBBC Oct15 T	0.2500	27,438 per 10,000 units	27,338 per 10,000 units	2015/10/29	200,000,000	2015/04/20
69766	SGA Societe Generale Acceptance N.V.	HSI R Bear CBBC Oct15 U	0.2500	27,938 per 10,000 units	27,838 per 10,000 units	2015/10/29	200,000,000	2015/04/20
69782	SGA Societe Generale Acceptance N.V.	HSI R Bear CBBC Oct15 V	0.2500	31,700 per 20,000 units	31,600 per 20,000 units	2015/10/29	400,000,000	2015/04/20

Newly listed callable bull/bear contracts (continued)

Code	Issuer	Name of issue	Issue prices (HK\$)	Strike price (HKD) / Strike level per 10 units	Call price (HKD) / Call level per 10 units	Expiry date	No. of issue (units)	Listing date
69780	SGA Societe Generale Acceptance N.V.	HSI R Bear CBBC Nov15 H	0.2500	31,400 per 20,000 units	31,300 per 20,000 units	2015/11/27	400,000,000	2015/04/20
69676	UBS AG	HSCEI R Bull CBBC Nov 2015 C	0.2500	13,900 per 10,000 units	14,100 per 10,000 units	2015/11/27	200,000,000	2015/04/20
69678	UBS AG	HSCEI R Bull CBBC Dec 2015 G	0.2500	14,100 per 10,000 units	14,300 per 10,000 units	2015/12/30	200,000,000	2015/04/20
69679	UBS AG	HSCEI R Bear CBBC Nov 2015 A	0.2900	17,200 per 10,000 units	17,000 per 10,000 units	2015/11/27	200,000,000	2015/04/20
69680	UBS AG	HSCEI R Bear CBBC Dec 2015 A	0.3900	18,200 per 10,000 units	18,000 per 10,000 units	2015/12/30	200,000,000	2015/04/20
69823	UBS AG	HSI R Bull CBBC Dec 2015 K	0.2500	27,100 per 10,000 units	27,400 per 10,000 units	2015/12/30	200,000,000	2015/04/20
69816	UBS AG	HSI R Bull CBBC Jan 2016 B	0.2500	27,716 per 10,000 units	28,016 per 10,000 units	2016/01/28	200,000,000	2015/04/20
69822	UBS AG	HSI R Bull CBBC Jan 2016 C	0.2500	27,300 per 10,000 units	27,600 per 10,000 units	2016/01/28	200,000,000	2015/04/20
69819	UBS AG	HSI R Bull CBBC Feb 2016 B	0.2500	27,500 per 10,000 units	27,800 per 10,000 units	2016/02/26	200,000,000	2015/04/20
69659	UBS AG	HSI R Bear CBBC Jul 2015 H	0.2500	27,573 per 12,000 units	27,273 per 12,000 units	2015/07/30	200,000,000	2015/04/20
69660	UBS AG	HSI R Bear CBBC Jul 2015 J	0.2500	28,500 per 10,000 units	28,200 per 10,000 units	2015/07/30	200,000,000	2015/04/20
69666	UBS AG	HSI R Bear CBBC Jul 2015 R	0.2500	28,900 per 10,000 units	28,600 per 10,000 units	2015/07/30	200,000,000	2015/04/20
69668	UBS AG	HSI R Bear CBBC Aug 2015 M	0.2500	29,600 per 10,000 units	29,300 per 10,000 units	2015/08/28	200,000,000	2015/04/20
69669	UBS AG	HSI R Bear CBBC Aug 2015 N	0.2600	30,100 per 10,000 units	29,800 per 10,000 units	2015/08/28	200,000,000	2015/04/20
69670	UBS AG	HSI R Bear CBBC Aug 2015 O	0.3400	30,900 per 10,000 units	30,500 per 10,000 units	2015/08/28	200,000,000	2015/04/20
69661	UBS AG	HSI R Bear CBBC Sep 2015 F	0.2500	28,700 per 10,000 units	28,400 per 10,000 units	2015/09/29	200,000,000	2015/04/20
69667	UBS AG	HSI R Bear CBBC Sep 2015 G	0.2500	29,100 per 10,000 units	28,800 per 10,000 units	2015/09/29	200,000,000	2015/04/20
69672	UBS AG	HSI R Bear CBBC Sep 2015 H	0.3900	31,400 per 10,000 units	31,000 per 10,000 units	2015/09/29	200,000,000	2015/04/20
69673	UBS AG	HSI R Bear CBBC Nov 2015 C	0.6000	33,500 per 10,000 units	33,000 per 10,000 units	2015/11/27	200,000,000	2015/04/20
69829	UBS AG	HSI R Bear CBBC Nov 2015 D	0.7600	35,600 per 10,000 units	35,000 per 10,000 units	2015/11/27	200,000,000	2015/04/20
60082	BNP Paribas Arbit Issu B.V.	HSI R Bear CBBC Sep 2015 A	0.2500	29,500 per 10,000 units	29,300 per 10,000 units	2015/09/29	200,000,000	2015/04/21
60083	BNP Paribas Arbit Issu B.V.	HSI R Bear CBBC Sep 2015 B	0.2500	29,300 per 10,000 units	29,100 per 10,000 units	2015/09/29	200,000,000	2015/04/21
60078	BNP Paribas Arbit Issu B.V.	HSI R Bear CBBC Sep 2015 Y	0.2500	30,100 per 10,000 units	29,900 per 10,000 units	2015/09/29	200,000,000	2015/04/21
60079	BNP Paribas Arbit Issu B.V.	HSI R Bear CBBC Sep 2015 Z	0.2500	29,900 per 10,000 units	29,700 per 10,000 units	2015/09/29	200,000,000	2015/04/21
60030	Credit Suisse AG	CSOP A50 ETF R Bull CBBC Dec 2015 A	0.2500	15.1500	15.5500	2015/12/29	60,000,000	2015/04/21
60035	Credit Suisse AG	CSOP A50 ETF R Bull CBBC Dec 2015 B	0.2500	14.1500	14.5500	2015/12/29	60,000,000	2015/04/21
60036	Credit Suisse AG	CSOP A50 ETF R Bear CBBC Oct 2015 A	0.2900	19.1000	18.6000	2015/10/27	60,000,000	2015/04/21
60040	Credit Suisse AG	A50 China R Bull CBBC Dec 2015 A	0.2500	13.2000	13.6000	2015/12/29	60,000,000	2015/04/21
60042	Credit Suisse AG	A50 China R Bull CBBC Dec 2015 B	0.2500	12.5600	12.9600	2015/12/29	60,000,000	2015/04/21
60025	Credit Suisse AG	HSI R Bull CBBC Jan 2016 A	0.2500	27,550 per 12,000 units	27,900 per 12,000 units	2016/01/28	238,000,000	2015/04/21
60045	Credit Suisse AG	HSI R Bull CBBC Jan 2016 B	0.2500	27,400 per 10,000 units	27,700 per 10,000 units	2016/01/28	238,000,000	2015/04/21
60048	Credit Suisse AG	HSI R Bull CBBC Jan 2016 C	0.2500	27,150 per 10,000 units	27,450 per 10,000 units	2016/01/28	238,000,000	2015/04/21
60050	Credit Suisse AG	HSI R Bull CBBC Jan 2016 D	0.2500	27,000 per 10,000 units	27,300 per 10,000 units	2016/01/28	238,000,000	2015/04/21
60052	Credit Suisse AG	HSI R Bull CBBC Jan 2016 E	0.2500	26,500 per 10,000 units	26,800 per 10,000 units	2016/01/28	238,000,000	2015/04/21
60070	Credit Suisse AG	HSI R Bear CBBC Jul 2015 B	0.2500	28,750 per 10,000 units	28,450 per 10,000 units	2015/07/30	238,000,000	2015/04/21
60067	Credit Suisse AG	HSI R Bear CBBC Jul 2015 K	0.2500	28,350 per 10,000 units	28,050 per 10,000 units	2015/07/30	238,000,000	2015/04/21
60096	Credit Suisse AG	HSI R Bear CBBC Jul 2015 L	0.2500	28,200 per 10,000 units	27,850 per 10,000 units	2015/07/30	238,000,000	2015/04/21
60097	Credit Suisse AG	HSI R Bear CBBC Jul 2015 M	0.2500	27,942 per 12,000 units	27,562 per 12,000 units	2015/07/30	238,000,000	2015/04/21
60058	Credit Suisse AG	HSI R Bear CBBC Nov 2015 H	0.2500	29,250 per 10,000 units	28,900 per 10,000 units	2015/11/27	238,000,000	2015/04/21
60063	Credit Suisse AG	HSI R Bear CBBC Nov 2015 I	0.3200	30,900 per 10,000 units	30,500 per 10,000 units	2015/11/27	238,000,000	2015/04/21
60066	Credit Suisse AG	HSI R Bear CBBC Nov 2015 J	0.4300	31,950 per 10,000 units	31,500 per 10,000 units	2015/11/27	238,000,000	2015/04/21
60054	Credit Suisse AG	HSI R Bear CBBC Dec 2015 E	0.3900	33,400 per 15,000 units	32,900 per 15,000 units	2015/12/30	238,000,000	2015/04/21
60056	Credit Suisse AG	HSI R Bear CBBC Dec 2015 F	0.5300	35,500 per 15,000 units	34,900 per 15,000 units	2015/12/30	238,000,000	2015/04/21

Newly listed callable bull/bear contracts (continued)

Code	Issuer	Name of issue	Issue prices (HK\$)	Strike price (HKD) / Strike level per 10 units	Call price (HKD) / Call level per 10 units	Expiry date	No. of issue (units)	Listing date
69940	HK Bank	ABC R Bull CBBC Aug 2016 A	0.2500	3.6800	3.8300	2016/08/29	80,000,000	2015/04/21
69938	HK Bank	BOCL R Bull CBBC Aug 2016 A	0.2500	4.5800	4.7300	2016/08/29	80,000,000	2015/04/21
69947	HK Bank	CC Bank R Bull CBBC Aug 2016 A	0.2500	6.5300	6.6300	2016/08/29	80,000,000	2015/04/21
69930	HK Bank	HKE X R Bull CBBC Jun 2016 A	0.7500	223.88 per 100 units	228.88 per 100 units	2016/06/27	100,000,000	2015/04/21
69935	HK Bank	HKE X R Bull CBBC Jun 2016 B	0.5500	243.88 per 100 units	248.88 per 100 units	2016/06/20	100,000,000	2015/04/21
69936	HK Bank	HKE X R Bull CBBC Jun 2016 C	0.3700	263.88 per 100 units	268.88 per 100 units	2016/06/13	100,000,000	2015/04/21
69937	HK Bank	HKE X R Bear CBBC Jul 2016 A	1.0000	393.88 per 100 units	388.88 per 100 units	2016/07/04	50,000,000	2015/04/21
69913	HK Bank	HSCEI R Bull CBBC Aug 2016 A	0.2500	13,688 per 10,000 units	13,888 per 10,000 units	2016/08/30	100,000,000	2015/04/21
69914	HK Bank	HSCEI R Bear CBBC May 2016 A	0.2500	16,388 per 10,000 units	16,188 per 10,000 units	2016/05/30	68,000,000	2015/04/21
69919	HK Bank	HSCEI R Bear CBBC May 2016 B	0.2700	17,088 per 10,000 units	16,888 per 10,000 units	2016/05/30	68,000,000	2015/04/21
69912	HK Bank	HSI R Bull CBBC Apr 2016 B	0.2500	27,188 per 15,000 units	27,388 per 15,000 units	2016/04/28	100,000,000	2015/04/21
69920	HK Bank	HSI R Bull CBBC Apr 2016 C	0.2500	26,488 per 15,000 units	26,688 per 15,000 units	2016/04/28	100,000,000	2015/04/21
69922	HK Bank	HSI R Bear CBBC Apr 2016 B	0.2500	29,388 per 15,000 units	29,188 per 15,000 units	2016/04/28	100,000,000	2015/04/21
69924	HK Bank	HSI R Bear CBBC Apr 2016 C	0.2500	29,688 per 15,000 units	29,488 per 15,000 units	2016/04/28	100,000,000	2015/04/21
69925	HK Bank	HSI R Bear CBBC Apr 2016 D	0.2500	30,878 per 20,000 units	30,628 per 20,000 units	2016/04/28	400,000,000	2015/04/21
69907	HK Bank	HSI R Bear CBBC May 2016 A	0.2500	32,578 per 20,000 units	32,328 per 20,000 units	2016/05/30	400,000,000	2015/04/21
69929	HK Bank	HSI R Bear CBBC May 2016 B	0.2500	31,578 per 20,000 units	31,328 per 20,000 units	2016/05/30	400,000,000	2015/04/21
69945	HK Bank	Ping An R Bull CBBC Oct 2016 A	0.2500	95.38 per 100 units	97.88 per 100 units	2016/10/31	120,000,000	2015/04/21
69946	HK Bank	Ping An R Bear CBBC Apr 2016 A	0.2500	131.38 per 100 units	128.88 per 100 units	2016/04/25	40,000,000	2015/04/21
60002	Standard Chartered Bank	HKE X R Bull CBBC Dec 2015 A	1.0000	203.88 per 100 units	228.88 per 100 units	2015/12/28	50,000,000	2015/04/21
69995	Standard Chartered Bank	HKE X R Bull CBBC Apr 2016 A	0.8000	243 per 100 units	268 per 100 units	2016/04/25	50,000,000	2015/04/21
69993	Standard Chartered Bank	HKE X R Bear CBBC Feb 2016 A	1.0000	385 per 100 units	360 per 100 units	2016/02/02	50,000,000	2015/04/21
69998	Standard Chartered Bank	HKE X R Bear CBBC Mar 2016 A	1.8000	445 per 100 units	420 per 100 units	2016/03/01	50,000,000	2015/04/21
60005	Standard Chartered Bank	HSI R Bull CBBC Jul 2015 U	0.2500	27,380 per 15,000 units	27,680 per 15,000 units	2015/07/30	100,000,000	2015/04/21
60019	Standard Chartered Bank	HSI R Bull CBBC Jul 2015 V	0.2500	27,680 per 20,000 units	27,980 per 20,000 units	2015/07/30	100,000,000	2015/04/21
60020	Standard Chartered Bank	HSI R Bear CBBC Jul 2015 O	0.2500	28,530 per 15,000 units	28,230 per 15,000 units	2015/07/30	100,000,000	2015/04/21
60024	Standard Chartered Bank	HSI R Bear CBBC Jul 2015 P	0.2500	29,180 per 20,000 units	28,880 per 20,000 units	2015/07/30	100,000,000	2015/04/21
69948	SGA Societe Generale Acceptance N.V.	CSA50 R Bull CBBC Jan16C	0.2500	14.0800	14.2800	2016/01/28	100,000,000	2015/04/21
69952	SGA Societe Generale Acceptance N.V.	CSA50 R Bull CBBC Feb16D	0.2500	14.4800	14.6800	2016/02/26	100,000,000	2015/04/21
69953	SGA Societe Generale Acceptance N.V.	CSA50 R Bear CBBC Dec15B	0.2500	17.0800	16.8800	2015/12/30	100,000,000	2015/04/21
69954	SGA Societe Generale Acceptance N.V.	CSA50 R Bear CBBC Dec15C	0.2500	17.5800	17.3800	2015/12/30	100,000,000	2015/04/21
69962	SGA Societe Generale Acceptance N.V.	CSA50 R Bear CBBC Jan16A	0.2500	18.0800	17.8800	2016/01/28	100,000,000	2015/04/21
69967	SGA Societe Generale Acceptance N.V.	A50 R Bull CBBC Jan16 C	0.2500	12.8800	13.0800	2016/01/28	100,000,000	2015/04/21
69968	SGA Societe Generale Acceptance N.V.	HKE X R Bull CBBC Mar16A	0.2500	280.88 per 100 units	285.88 per 100 units	2016/03/30	200,000,000	2015/04/21
69969	SGA Societe Generale Acceptance N.V.	HKE X R Bear CBBC Nov15B	0.2500	313.88 per 100 units	308.88 per 100 units	2015/11/27	200,000,000	2015/04/21
69970	SGA Societe Generale Acceptance NV	HSCEI R Bull CBBC Dec15E	0.2500	13,808 per 10,000 units	14,008 per 10,000 units	2015/12/30	200,000,000	2015/04/21
69973	SGA Societe Generale Acceptance NV	HSCEI R Bull CBBC Jan16B	0.2500	14,208 per 10,000 units	14,408 per 10,000 units	2016/01/28	200,000,000	2015/04/21
69987	SGA Societe Generale Acceptance N.V.	HSI R Bull CBBC Nov15 A	0.2500	27,408 per 10,000 units	27,508 per 10,000 units	2015/11/27	200,000,000	2015/04/21
69989	SGA Societe Generale Acceptance N.V.	HSI R Bull CBBC Nov15 C	0.2500	27,558 per 10,000 units	27,658 per 10,000 units	2015/11/27	200,000,000	2015/04/21
69990	SGA Societe Generale Acceptance N.V.	HSI R Bull CBBC Nov15 D	0.2500	27,758 per 10,000 units	27,858 per 10,000 units	2015/11/27	200,000,000	2015/04/21
69992	SGA Societe Generale Acceptance N.V.	HSI R Bull CBBC Nov15 E	0.2500	27,908 per 10,000 units	28,008 per 10,000 units	2015/11/27	200,000,000	2015/04/21
69986	SGA Societe Generale Acceptance N.V.	HSI R Bull CBBC Jan16 R	0.2500	27,000 per 20,000 units	27,100 per 20,000 units	2016/01/28	400,000,000	2015/04/21
69974	SGA Societe Generale Acceptance N.V.	HSI R Bull CBBC Feb16 A	0.2500	26,700 per 20,000 units	26,800 per 20,000 units	2016/02/26	400,000,000	2015/04/21

Newly listed callable bull/bear contracts (continued)

Code	Issuer	Name of issue	Issue prices (HK\$)	Strike price (HKD) / Strike level per 10 units	Call price (HKD) / Call level per 10 units	Expiry date	No. of issue (units)	Listing date
60089	SGA Societe Generale Acceptance N.V.	HSI R Bear CBBC Oct15 W	0.2500	28,338 per 10,000 units	28,238 per 10,000 units	2015/10/29	200,000,000	2015/04/21
60091	SGA Societe Generale Acceptance N.V.	HSI R Bear CBBC Oct15 X	0.2500	29,588 per 10,000 units	29,488 per 10,000 units	2015/10/29	200,000,000	2015/04/21
60092	SGA Societe Generale Acceptance N.V.	HSI R Bear CBBC Oct15 Y	0.2500	29,788 per 10,000 units	29,688 per 10,000 units	2015/10/29	200,000,000	2015/04/21
60095	SGA Societe Generale Acceptance N.V.	HSI R Bear CBBC Nov15 I	0.2500	29,888 per 10,000 units	29,788 per 10,000 units	2015/11/27	200,000,000	2015/04/21
60028	UBS AG	HSI R Bull CBBC Nov 2015 S	0.2500	27,400 per 10,000 units	27,700 per 10,000 units	2015/11/27	200,000,000	2015/04/21
60026	UBS AG	HSI R Bull CBBC Dec 2015 L	0.2500	27,600 per 10,000 units	27,900 per 10,000 units	2015/12/30	200,000,000	2015/04/21
60029	UBS AG	HSI R Bull CBBC Feb 2016 C	0.2500	27,200 per 10,000 units	27,500 per 10,000 units	2016/02/26	200,000,000	2015/04/21
60098	UBS AG	HSI R Bear CBBC Jul 2015 L	0.2500	28,288 per 20,000 units	27,888 per 20,000 units	2015/07/30	200,000,000	2015/04/21
60099	UBS AG	HSI R Bear CBBC Jul 2015 M	0.2500	29,400 per 10,000 units	29,100 per 10,000 units	2015/07/30	200,000,000	2015/04/21
60108	UBS AG	HSI R Bear CBBC Jul 2015 S	0.2500	29,900 per 10,000 units	29,600 per 10,000 units	2015/07/30	200,000,000	2015/04/21
60284	BNP Paribas Arbit Issu B.V.	CSOP A50 ETF R Bull CBBC Dec15I	0.2500	15.2000	15.5000	2015/12/30	100,000,000	2015/04/22
60285	BNP Paribas Arbit Issu B.V.	CSOP A50 ETF R Bull CBBC Dec15J	0.2500	15.7000	16.0000	2015/12/30	100,000,000	2015/04/22
60282	BNP Paribas Arbit Issu B.V.	A50 Ch R Bull CBBC Dec 2015 H	0.2500	13.7000	14.0000	2015/12/30	100,000,000	2015/04/22
60286	BNP Paribas Arbit Issu B.V.	HSCEI R Bull CBBC Dec 2015 J	0.2500	13,600 per 5,000 units	13,800 per 5,000 units	2015/12/30	100,000,000	2015/04/22
60287	BNP Paribas Arbit Issu B.V.	HSCEI R Bear CBBC Dec 2015 B	0.2500	15,400 per 5,000 units	15,200 per 5,000 units	2015/12/30	100,000,000	2015/04/22
60171	BNP Paribas Arbit Issu B.V.	HSI R Bear CBBC Aug 2015 A	0.2500	28,000 per 10,000 units	27,800 per 10,000 units	2015/08/28	200,000,000	2015/04/22
60173	BNP Paribas Arbit Issu B.V.	HSI R Bear CBBC Aug 2015 B	0.2500	27,800 per 10,000 units	27,600 per 10,000 units	2015/08/28	200,000,000	2015/04/22
60212	Credit Suisse AG	CSOP A50 ETF R Bull CBBC Nov 2015 A	0.2500	15.9000	16.3000	2015/11/24	60,000,000	2015/04/22
60215	Credit Suisse AG	CSOP A50 ETF R Bear CBBC Sep 2015 A	0.2500	18.5000	18.1000	2015/09/22	60,000,000	2015/04/22
60217	Credit Suisse AG	CSOP A50 ETF R Bear CBBC Sep 2015 B	0.3800	20.0000	19.5000	2015/09/22	60,000,000	2015/04/22
60218	Credit Suisse AG	A50 China R Bull CBBC Nov 2015 A	0.2500	13.7000	14.1000	2015/11/24	60,000,000	2015/04/22
60219	Credit Suisse AG	A50 China R Bull CBBC Nov 2015 B	0.2500	14.2000	14.6000	2015/11/24	60,000,000	2015/04/22
60220	Credit Suisse AG	A50 China R Bear CBBC Sep 2015 A	0.3100	17.5700	17.1700	2015/09/22	60,000,000	2015/04/22
60224	Credit Suisse AG	A50 China R Bear CBBC Sep 2015 B	0.3700	18.1700	17.7700	2015/09/22	60,000,000	2015/04/22
60131	Credit Suisse AG	HSCEI R Bull CBBC Dec 2015 C	0.2500	13,900 per 10,000 units	14,150 per 10,000 units	2015/12/30	108,000,000	2015/04/22
60138	Credit Suisse AG	HSCEI R Bull CBBC Dec 2015 D	0.2500	13,650 per 10,000 units	13,900 per 10,000 units	2015/12/30	108,000,000	2015/04/22
60143	Credit Suisse AG	HSCEI R Bear CBBC Jan 2016 A	0.2600	17,230 per 12,000 units	16,900 per 12,000 units	2016/01/28	128,000,000	2015/04/22
60142	Credit Suisse AG	HSCEI R Bear CBBC Feb 2016 A	0.3500	18,240 per 12,000 units	17,900 per 12,000 units	2016/02/26	128,000,000	2015/04/22
60167	Credit Suisse AG	HSI R Bull CBBC Dec 2015 C	0.2500	26,950 per 10,000 units	27,250 per 10,000 units	2015/12/30	238,000,000	2015/04/22
60333	Credit Suisse AG	HSI R Bull CBBC Dec 2015 D	0.2500	27,250 per 12,000 units	27,600 per 12,000 units	2015/12/30	238,000,000	2015/04/22
60265	Credit Suisse AG	HSI R Bear CBBC Aug 2015 N	0.2500	27,855 per 10,000 units	27,555 per 10,000 units	2015/08/28	238,000,000	2015/04/22
60262	Credit Suisse AG	HSI R Bear CBBC Aug 2015 Q	0.2500	28,100 per 10,000 units	27,800 per 10,000 units	2015/08/28	238,000,000	2015/04/22
60120	HK Bank	China Mobile R Bull CBBC Jan 2016 A	0.2500	88.88 per 100 units	90.88 per 100 units	2016/01/13	120,000,000	2015/04/22
60128	HK Bank	CM Bank R Bull CBBC Jan 2016 A	0.5000	18.2800	18.8800	2016/01/11	40,000,000	2015/04/22
60115	HK Bank	A50 R Bear CBBC Jan 2016 A	0.3800	17.6800	17.4800	2016/01/25	50,000,000	2015/04/22
60121	HK Bank	Galaxy Ent R Bear CBBC Jan 2016 A	0.8800	45.7700	43.7700	2016/01/11	60,000,000	2015/04/22
60113	HK Bank	HSI R Bull CBBC Mar 2016 F	0.2500	25,578 per 20,000 units	25,828 per 20,000 units	2016/03/30	400,000,000	2015/04/22
60129	HK Bank	TCH R Bull CBBC Dec 2015 M	0.2500	141.88 per 100 units	143.88 per 100 units	2015/12/14	100,000,000	2015/04/22
60111	HK Bank	TCH R Bull CBBC Jan 2016 F	0.2700	134.88 per 100 units	136.88 per 100 units	2016/01/20	100,000,000	2015/04/22
60130	HK Bank	TCH R Bull CBBC Jan 2016 G	0.2500	136.88 per 100 units	138.88 per 100 units	2016/01/13	100,000,000	2015/04/22
60208	Macquarie Bank Ltd.	HSI R Bull CBBC Aug 2015 F	0.2600	25,800 per 10,000 units	26,000 per 10,000 units	2015/08/28	40,000,000	2015/04/22
60210	Macquarie Bank Ltd.	HSI R Bull CBBC Aug 2015 G	0.2550	26,300 per 10,000 units	26,500 per 10,000 units	2015/08/28	40,000,000	2015/04/22
60211	Macquarie Bank Ltd.	HSI R Bull CBBC Aug 2015 H	0.2500	26,800 per 10,000 units	27,000 per 10,000 units	2015/08/28	40,000,000	2015/04/22

Newly listed callable bull/bear contracts (continued)

Code	Issuer	Name of issue	Issue prices (HK\$)	Strike price (HKD) / Strike level per 10 units	Call price (HKD) / Call level per 10 units	Expiry date	No. of issue (units)	Listing date
60201	Macquarie Bank Ltd.	HSI R Bear CBBC Aug 2015 D	0.2600	29,200 per 10,000 units	29,000 per 10,000 units	2015/08/28	40,000,000	2015/04/22
60204	Macquarie Bank Ltd.	HSI R Bear CBBC Aug 2015 E	0.2550	28,700 per 10,000 units	28,500 per 10,000 units	2015/08/28	40,000,000	2015/04/22
60206	Macquarie Bank Ltd.	HSI R Bear CBBC Aug 2015 F	0.2500	28,200 per 10,000 units	28,000 per 10,000 units	2015/08/28	40,000,000	2015/04/22
60174	Standard Chartered Bank	HSI R Bull CBBC Jul 2015 W	0.2500	27,080 per 15,000 units	27,380 per 15,000 units	2015/07/30	100,000,000	2015/04/22
60185	Standard Chartered Bank	HSI R Bull CBBC Jul 2015 X	0.2500	26,480 per 15,000 units	26,780 per 15,000 units	2015/07/30	100,000,000	2015/04/22
60186	Standard Chartered Bank	HSI R Bear CBBC Jul 2015 Q	0.2500	27,980 per 15,000 units	27,680 per 15,000 units	2015/07/30	100,000,000	2015/04/22
60187	Standard Chartered Bank	HSI R Bear CBBC Jul 2015 R	0.2500	28,480 per 20,000 units	28,180 per 20,000 units	2015/07/30	100,000,000	2015/04/22
60319	SGA Societe Generale Acceptance N.V.	HSI R Bull CBBC Feb16 B	0.2500	27,308 per 10,000 units	27,408 per 10,000 units	2016/02/26	200,000,000	2015/04/22
60321	SGA Societe Generale Acceptance N.V.	HSI R Bull CBBC Feb16 C	0.2500	27,508 per 10,000 units	27,608 per 10,000 units	2016/02/26	200,000,000	2015/04/22
60323	SGA Societe Generale Acceptance N.V.	HSI R Bear CBBC Sep15 R	0.2500	27,838 per 10,000 units	27,738 per 10,000 units	2015/09/29	200,000,000	2015/04/22
60332	SGA Societe Generale Acceptance NV	PingAn R Bull CBBC Feb16A	0.2500	92.88 per 100 units	95.88 per 100 units	2016/02/26	300,000,000	2015/04/22
60324	SGA Societe Generale Acceptance NV	PingAn R Bull CBBC Mar16A	0.2500	87.88 per 100 units	90.88 per 100 units	2016/03/30	300,000,000	2015/04/22
60261	UBS AG	A50 China R Bull CBBC Feb 2016 D	0.2500	13.5000	14.0000	2016/02/29	50,000,000	2015/04/22
60227	UBS AG	HKEx R Bull CBBC Jun 2016 A	0.3250	255 per 100 units	270 per 100 units	2016/06/20	50,000,000	2015/04/22
60232	UBS AG	HKEx R Bear CBBC Apr 2016 A	0.7900	365 per 100 units	350 per 100 units	2016/04/11	50,000,000	2015/04/22
60240	UBS AG	HSBC R Bull CBBC Jun 2016 B	0.2500	64.50 per 100 units	67.50 per 100 units	2016/06/13	100,000,000	2015/04/22
60301	UBS AG	HSCEI R Bear CBBC Oct 2015 B	0.2500	16,500 per 10,000 units	16,300 per 10,000 units	2015/10/29	200,000,000	2015/04/22
60310	UBS AG	HSI R Bull CBBC Nov 2015 U	0.2500	26,988 per 20,000 units	27,388 per 20,000 units	2015/11/27	200,000,000	2015/04/22
60318	UBS AG	HSI R Bull CBBC Nov 2015 V	0.2500	27,318 per 12,000 units	27,618 per 12,000 units	2015/11/27	200,000,000	2015/04/22
60288	UBS AG	HSI R Bear CBBC Jul 2015 U	0.2500	27,848 per 12,000 units	27,548 per 12,000 units	2015/07/30	200,000,000	2015/04/22
60297	UBS AG	HSI R Bear CBBC Jul 2015 V	0.2500	28,100 per 10,000 units	27,800 per 10,000 units	2015/07/30	200,000,000	2015/04/22
60237	UBS AG	Ping An R Bull CBBC Aug 2016 A	0.2500	90 per 100 units	95 per 100 units	2016/08/08	50,000,000	2015/04/22
60238	UBS AG	Ping An R Bear CBBC May 2016 A	0.2500	125 per 100 units	120 per 100 units	2016/05/16	50,000,000	2015/04/22
60234	UBS AG	TCH R Bull CBBC Jun 2016 A	0.2500	145 per 100 units	150 per 100 units	2016/06/13	50,000,000	2015/04/22
60236	UBS AG	Tencent R Bear CBBC Apr 2016 A	0.2850	185 per 100 units	180 per 100 units	2016/04/18	50,000,000	2015/04/22
60409	BNP Paribas Arbit Issu B.V.	HSI R Bear CBBC Aug 2015 C	0.2500	27,900 per 10,000 units	27,700 per 10,000 units	2015/08/28	200,000,000	2015/04/23
60461	Credit Suisse AG	CSOP A50 ETF R Bull CBBC Jan 2016 A	0.2500	16.5000	16.9000	2016/01/26	60,000,000	2015/04/23
60467	Credit Suisse AG	CSOP A50 ETF R Bear CBBC Oct 2015 B	0.4400	21.2000	20.6000	2015/10/27	60,000,000	2015/04/23
60462	Credit Suisse AG	CSOP A50 ETF R Bear CBBC Nov 2015 A	0.2800	19.5600	19.0600	2015/11/24	60,000,000	2015/04/23
60468	Credit Suisse AG	CSOP A50 ETF R Bear CBBC Nov 2015 B	0.5300	22.1000	21.5000	2015/11/24	60,000,000	2015/04/23
60469	Credit Suisse AG	CSOP A50 ETF R Bear CBBC Dec 2015 A	0.6200	23.0000	22.3000	2015/12/29	60,000,000	2015/04/23
60470	Credit Suisse AG	A50 China R Bull CBBC Jan 2016 A	0.2500	14.7000	15.2000	2016/01/26	60,000,000	2015/04/23
60471	Credit Suisse AG	A50 China R Bear CBBC Oct 2015 A	0.3700	18.8000	18.3000	2015/10/27	60,000,000	2015/04/23
60472	Credit Suisse AG	A50 China R Bear CBBC Nov 2015 A	0.4400	19.4800	18.9800	2015/11/24	60,000,000	2015/04/23
60479	Credit Suisse AG	A50 China R Bear CBBC Nov 2015 B	0.5700	20.8000	20.2000	2015/11/24	60,000,000	2015/04/23
60473	Credit Suisse AG	A50 China R Bear CBBC Dec 2015 A	0.5000	20.1000	19.5000	2015/12/29	60,000,000	2015/04/23
60482	Credit Suisse AG	HSI R Bull CBBC Oct 2015 D	0.2500	27,439 per 10,000 units	27,739 per 10,000 units	2015/10/29	238,000,000	2015/04/23
60484	Credit Suisse AG	HSI R Bull CBBC Oct 2015 E	0.2500	27,100 per 10,000 units	27,400 per 10,000 units	2015/10/29	238,000,000	2015/04/23
60437	Credit Suisse AG	HSI R Bear CBBC Sep 2015 W	0.2500	27,950 per 10,000 units	27,650 per 10,000 units	2015/09/29	238,000,000	2015/04/23
60455	Credit Suisse AG	HSI R Bear CBBC Sep 2015 X	0.2500	28,450 per 10,000 units	28,150 per 10,000 units	2015/09/29	238,000,000	2015/04/23
60335	HK Bank	CAM CSI300 R Bull CBBC Jan 2016 B	0.5300	49.3800	50.3800	2016/01/25	100,000,000	2015/04/23
60375	HK Bank	China Mobile R Bear CBBC Dec 2015 B	0.2500	118.38 per 100 units	116.38 per 100 units	2015/12/14	60,000,000	2015/04/23
60384	HK Bank	CUni R Bull CBBC Jan 2016 C	0.2500	11.6800	12.6800	2016/01/18	50,000,000	2015/04/23

Newly listed callable bull/bear contracts (continued)

Code	Issuer	Name of issue	Issue prices (HK\$)	Strike price (HKD) / Strike level per 10 units	Call price (HKD) / Call level per 10 units	Expiry date	No. of issue (units)	Listing date
60372	HK Bank	CC Bank R Bull CBBC Feb 2016 A	0.2500	6.9300	7.0300	2016/02/01	80,000,000	2015/04/23
60366	HK Bank	CC Bank R Bear CBBC Feb 2016 B	0.2500	9.1300	9.0300	2016/02/01	40,000,000	2015/04/23
60363	HK Bank	Minsheng Bank R Bull CBBC Jan 2016 B	0.2500	9.8300	10.0800	2016/01/25	60,000,000	2015/04/23
60364	HK Bank	CNOOC R Bull CBBC Jan 2016 C	0.2500	11.5800	12.0800	2016/01/18	60,000,000	2015/04/23
60356	HK Bank	CSOP A50 ETF R Bull CBBC Feb 2016 I	0.2500	15.2800	15.4800	2016/02/22	200,000,000	2015/04/23
60400	HK Bank	CSOP A50 ETF R Bull CBBC Mar 2016 C	0.2500	15.8800	16.0800	2016/03/21	200,000,000	2015/04/23
60359	HK Bank	CSOP A50 ETF R Bear CBBC Feb 2016 D	0.3800	20.1800	19.9800	2016/02/22	40,000,000	2015/04/23
60344	HK Bank	A50 R Bull CBBC Feb 2016 I	0.2500	13.5800	13.7800	2016/02/29	200,000,000	2015/04/23
60340	HK Bank	A50 R Bull CBBC Mar 2016 E	0.2500	13.9800	14.1800	2016/03/21	200,000,000	2015/04/23
60345	HK Bank	A50 R Bear CBBC Jan 2016 B	0.3800	18.3800	18.1800	2016/01/25	50,000,000	2015/04/23
60379	HK Bank	Galaxy Ent R Bear CBBC Feb 2016 A	0.7400	43.7700	41.7700	2016/02/01	60,000,000	2015/04/23
60365	HK Bank	HKEx R Bull CBBC Jun 2016 D	0.3400	254.88 per 100 units	258.88 per 100 units	2016/06/13	100,000,000	2015/04/23
60389	HK Bank	HKEx R Bear CBBC Jan 2016 C	0.6000	342.88 per 100 units	338.88 per 100 units	2016/01/18	50,000,000	2015/04/23
60387	HK Bank	HKEx R Bear CBBC Feb 2016 B	0.8500	367.88 per 100 units	363.88 per 100 units	2016/02/22	50,000,000	2015/04/23
60374	HK Bank	HSCEI R Bull CBBC Mar 2016 B	0.2500	13,888 per 10,000 units	14,088 per 10,000 units	2016/03/30	100,000,000	2015/04/23
60381	HK Bank	Haitong Sec R Bull CBBC Feb 2016 A	0.5100	19.3800	20.3800	2016/02/01	60,000,000	2015/04/23
60351	HK Bank	TCH R Bear CBBC Jan 2016 E	0.2500	174.88 per 100 units	172.88 per 100 units	2016/01/18	100,000,000	2015/04/23
60429	Standard Chartered Bank	HSI R Bull CBBC Jul 2015 Y	0.2500	25,980 per 15,000 units	26,280 per 15,000 units	2015/07/30	100,000,000	2015/04/23
60411	Standard Chartered Bank	HSI R Bear CBBC Jul 2015 S	0.3400	34,180 per 20,000 units	33,880 per 20,000 units	2015/07/30	100,000,000	2015/04/23
60416	Standard Chartered Bank	HSI R Bear CBBC Jul 2015 T	0.2500	28,180 per 15,000 units	27,880 per 15,000 units	2015/07/30	100,000,000	2015/04/23
60485	UBS AG	HSI R Bull CBBC Oct 2015 R	0.2500	27,439 per 12,000 units	27,739 per 12,000 units	2015/10/29	200,000,000	2015/04/23
60457	UBS AG	HSI R Bear CBBC Jul 2015 W	0.2500	27,919 per 10,000 units	27,619 per 10,000 units	2015/07/30	200,000,000	2015/04/23
60691	BNP Paribas Arbit Issu B.V.	HSI R Bear CBBC Aug 2015 D	0.2500	28,100 per 10,000 units	27,900 per 10,000 units	2015/08/28	200,000,000	2015/04/24
60616	Credit Suisse AG	BOCL R Bull CBBC Oct 2015 A	0.2500	4.6800	4.8800	2015/10/28	60,000,000	2015/04/24
60612	Credit Suisse AG	CCB R Bull CBBC Oct 2015 A	0.2500	6.9500	7.1300	2015/10/28	60,000,000	2015/04/24
60660	Credit Suisse AG	HSI R Bull CBBC Oct 2015 F	0.2500	27,580 per 10,000 units	27,880 per 10,000 units	2015/10/29	238,000,000	2015/04/24
60670	Credit Suisse AG	HSI R Bull CBBC Oct 2015 G	0.2500	27,200 per 10,000 units	27,500 per 10,000 units	2015/10/29	238,000,000	2015/04/24
60554	Credit Suisse AG	HSI R Bear CBBC Jul 2015 A	0.3800	28,650 per 10,000 units	28,350 per 10,000 units	2015/07/30	238,000,000	2015/04/24
60547	Credit Suisse AG	HSI R Bear CBBC Jul 2015 N	0.3800	28,200 per 10,000 units	27,900 per 10,000 units	2015/07/30	238,000,000	2015/04/24
60541	Credit Suisse AG	HSI R Bear CBBC Aug 2015 C	0.2500	28,950 per 10,000 units	28,650 per 10,000 units	2015/08/28	238,000,000	2015/04/24
60542	Credit Suisse AG	HSI R Bear CBBC Aug 2015 D	0.2500	29,150 per 10,000 units	28,850 per 10,000 units	2015/08/28	238,000,000	2015/04/24
60544	Credit Suisse AG	HSI R Bear CBBC Aug 2015 E	0.2500	29,950 per 10,000 units	29,600 per 10,000 units	2015/08/28	238,000,000	2015/04/24
60543	Credit Suisse AG	HSI R Bear CBBC Oct 2015 P	0.2500	29,500 per 10,000 units	29,200 per 10,000 units	2015/10/29	238,000,000	2015/04/24
60546	Credit Suisse AG	HSI R Bear CBBC Oct 2015 Q	0.3800	31,300 per 10,000 units	31,000 per 10,000 units	2015/10/29	238,000,000	2015/04/24
60611	Credit Suisse AG	ICBC R Bull CBBC Oct 2015 A	0.2500	5.9800	6.1800	2015/10/28	60,000,000	2015/04/24
60592	Credit Suisse AG	TCH R Bull CBBC Nov 2015 B	0.2500	145 per 100 units	148 per 100 units	2015/11/24	60,000,000	2015/04/24
60602	Credit Suisse AG	TCH R Bear CBBC Sep 2015 C	0.2500	176.50 per 100 units	173 per 100 units	2015/09/23	60,000,000	2015/04/24
60509	HK Bank	AIA R Bull CBBC Jan 2016 B	0.5200	47.0800	48.0800	2016/01/11	60,000,000	2015/04/24
60495	HK Bank	BOCL R Bear CBBC Feb 2016 A	0.2500	6.4300	6.2800	2016/02/22	40,000,000	2015/04/24
60502	HK Bank	China Mobile R Bull CBBC Jan 2016 B	0.2500	98.38 per 100 units	100.38 per 100 units	2016/01/18	120,000,000	2015/04/24
60500	HK Bank	CITIC Sec R Bull CBBC Feb 2016 A	0.5800	30.0000	32.0000	2016/02/15	60,000,000	2015/04/24
60488	HK Bank	CNOOC R Bull CBBC Feb 2016 B	0.2500	12.0800	12.5800	2016/02/22	60,000,000	2015/04/24
60524	HK Bank	CPIC R Bull CBBC Jan 2016 A	0.6000	37.3800	38.8800	2016/01/25	60,000,000	2015/04/24

Newly listed callable bull/bear contracts (continued)

Code	Issuer	Name of issue	Issue prices (HK\$)	Strike price (HKD) / Strike level per 10 units	Call price (HKD) / Call level per 10 units	Expiry date	No. of issue (units)	Listing date
60505	HK Bank	CSOP A50 ETF R Bull CBBC Jan 2016 Z	0.2500	16.5800	16.7800	2016/01/28	200,000,000	2015/04/24
60507	HK Bank	CSOP A50 ETF R Bull CBBC Feb 2016 J	0.2500	16.2800	16.4800	2016/02/22	200,000,000	2015/04/24
60504	HK Bank	CSOP A50 ETF R Bull CBBC Mar 2016 D	0.2500	15.5800	15.7800	2016/03/07	200,000,000	2015/04/24
60498	HK Bank	A50 R Bull CBBC Jan 2016 W	0.2500	15.0800	15.2800	2016/01/28	200,000,000	2015/04/24
60489	HK Bank	A50 R Bull CBBC Feb 2016 J	0.2500	14.3800	14.5800	2016/02/29	200,000,000	2015/04/24
60503	HK Bank	A50 R Bull CBBC Feb 2016 K	0.2500	14.7800	14.9800	2016/02/29	200,000,000	2015/04/24
60494	HK Bank	A50 R Bear CBBC Feb 2016 E	0.3500	19.0800	18.8800	2016/02/22	50,000,000	2015/04/24
60499	HK Bank	HKEx R Bear CBBC Dec 2015 C	0.4200	323.88 per 100 units	318.88 per 100 units	2015/12/21	50,000,000	2015/04/24
60496	HK Bank	HSCEI R Bull CBBC Jan 2016 D	0.2500	14,088 per 10,000 units	14,288 per 10,000 units	2016/01/28	100,000,000	2015/04/24
60497	HK Bank	HSI R Bull CBBC Jan 2016 G	0.2500	27,388 per 15,000 units	27,588 per 15,000 units	2016/01/28	100,000,000	2015/04/24
60501	HK Bank	Haitong Sec R Bull CBBC Jan 2016 B	0.4300	21.3800	22.3800	2016/01/27	60,000,000	2015/04/24
60486	HK Bank	PetCh R Bull CBBC Feb 2016 A	0.2500	9.1800	9.5800	2016/02/22	60,000,000	2015/04/24
60671	J P Morgan SP BV	HSCEI R Bull CBBC Nov 2015 D	0.2500	14,300 per 10,000 units	14,500 per 10,000 units	2015/11/27	100,000,000	2015/04/24
60672	J P Morgan SP BV	HSCEI R Bull CBBC Dec 2015 E	0.2500	14,000 per 10,000 units	14,200 per 10,000 units	2015/12/30	100,000,000	2015/04/24
60673	J P Morgan SP BV	HSCEI R Bull CBBC Jan 2016 A	0.2500	13,800 per 10,000 units	14,000 per 10,000 units	2016/01/28	100,000,000	2015/04/24
60680	J P Morgan SP BV	HSCEI R Bear CBBC Dec 2015 D	0.2500	15,000 per 10,000 units	14,800 per 10,000 units	2015/12/30	100,000,000	2015/04/24
60681	J P Morgan SP BV	HSCEI R Bear CBBC Jan 2016 B	0.2500	15,700 per 10,000 units	15,500 per 10,000 units	2016/01/28	100,000,000	2015/04/24
60561	J P Morgan SP BV	HSI R Bull CBBC Nov 2015 T	0.2500	27,680 per 10,000 units	27,880 per 10,000 units	2015/11/27	200,000,000	2015/04/24
60569	J P Morgan SP BV	HSI R Bull CBBC Dec 2015 H	0.2500	27,500 per 10,000 units	27,700 per 10,000 units	2015/12/30	200,000,000	2015/04/24
60572	J P Morgan SP BV	HSI R Bull CBBC Jan 2016 H	0.2500	27,200 per 10,000 units	27,400 per 10,000 units	2016/01/28	200,000,000	2015/04/24
60573	J P Morgan SP BV	HSI R Bull CBBC Feb 2016 H	0.2500	26,888 per 10,000 units	27,088 per 10,000 units	2016/02/26	200,000,000	2015/04/24
60683	J P Morgan SP BV	HSI R Bull CBBC Feb 2016 I	0.2500	26,588 per 10,000 units	26,788 per 10,000 units	2016/02/26	200,000,000	2015/04/24
60578	J P Morgan SP BV	HSI R Bear CBBC Jul 2015 C	0.2500	28,100 per 10,000 units	27,900 per 10,000 units	2015/07/30	200,000,000	2015/04/24
60684	J P Morgan SP BV	HSI R Bear CBBC Jul 2015 D	0.2500	27,900 per 10,000 units	27,700 per 10,000 units	2015/07/30	200,000,000	2015/04/24
60579	J P Morgan SP BV	HSI R Bear CBBC Aug 2015 K	0.2500	28,300 per 10,000 units	28,100 per 10,000 units	2015/08/28	200,000,000	2015/04/24
60582	J P Morgan SP BV	HSI R Bear CBBC Sep 2015 F	0.2500	28,500 per 10,000 units	28,300 per 10,000 units	2015/09/29	200,000,000	2015/04/24
60583	J P Morgan SP BV	HSI R Bear CBBC Oct 2015 C	0.2500	28,900 per 10,000 units	28,700 per 10,000 units	2015/10/29	200,000,000	2015/04/24
60584	J P Morgan SP BV	HSI R Bear CBBC Feb 2016 C	0.2500	29,400 per 10,000 units	29,200 per 10,000 units	2016/02/26	200,000,000	2015/04/24
60588	J P Morgan SP BV	HSI R Bear CBBC Feb 2016 D	0.2500	29,900 per 10,000 units	29,700 per 10,000 units	2016/02/26	200,000,000	2015/04/24
60589	J P Morgan SP BV	HSI R Bear CBBC Feb 2016 E	0.2500	30,200 per 10,000 units	30,000 per 10,000 units	2016/02/26	200,000,000	2015/04/24
60526	Standard Chartered Bank	HSCEI R Bull CBBC Oct 2015 F	0.2500	13,780 per 10,000 units	14,080 per 10,000 units	2015/10/29	100,000,000	2015/04/24
60527	Standard Chartered Bank	HSCEI R Bear CBBC Jul 2015 D	0.2500	15,780 per 10,000 units	15,480 per 10,000 units	2015/07/30	100,000,000	2015/04/24
60531	Standard Chartered Bank	HSCEI R Bear CBBC Jul 2015 E	0.2500	16,180 per 10,000 units	15,880 per 10,000 units	2015/07/30	100,000,000	2015/04/24
60621	SGA Societe Generale Acceptance N.V	CSA50 R Bull CBBC Jan16D	0.2500	15.2800	15.4800	2016/01/28	100,000,000	2015/04/24
60620	SGA Societe Generale Acceptance N.V	CSA50 R Bull CBBC Feb16E	0.2900	14.8800	15.0800	2016/02/26	100,000,000	2015/04/24
60624	SGA Societe Generale Acceptance N.V	CSA50 R Bull CBBC Mar16C	0.2500	15.6800	15.8800	2016/03/30	100,000,000	2015/04/24
60628	SGA Societe Generale Acceptance N.V	CSA50 R Bear CBBC Oct15B	0.2500	19.0800	18.8800	2015/10/29	100,000,000	2015/04/24
60631	SGA Societe Generale Acceptance N.V	CSA50 R Bear CBBC Nov16A	0.2700	20.0800	19.8800	2016/11/29	100,000,000	2015/04/24
60643	SGA Societe Generale Acceptance N.V.	A50 R Bull CBBC Jan16 D	0.2500	14.4800	14.6800	2016/01/28	100,000,000	2015/04/24
60635	SGA Societe Generale Acceptance N.V.	A50 R Bull CBBC Feb16 D	0.2700	13.2800	13.4800	2016/02/26	100,000,000	2015/04/24
60640	SGA Societe Generale Acceptance N.V.	A50 R Bull CBBC Mar16 B	0.2500	13.6800	13.8800	2016/03/30	100,000,000	2015/04/24
60641	SGA Societe Generale Acceptance N.V.	A50 R Bull CBBC Apr16 A	0.2500	14.0800	14.2800	2016/04/28	100,000,000	2015/04/24
60646	SGA Societe Generale Acceptance N.V.	A50 R Bear CBBC Nov15B	0.2500	17.5800	17.3800	2015/11/27	100,000,000	2015/04/24

Newly listed callable bull/bear contracts (continued)

Code	Issuer	Name of issue	Issue prices (HK\$)	Strike price (HKD) / Strike level per 10 units	Call price (HKD) / Call level per 10 units	Expiry date	No. of issue (units)	Listing date
60647	SGA Societe Generale Acceptance N.V.	HSI R Bull CBBC Feb16 D	0.2500	27,708 per 10,000 units	27,808 per 10,000 units	2016/02/26	200,000,000	2015/04/24
60537	SGA Societe Generale Acceptance N.V.	HSI R Bear CBBC Sep15 S	0.2500	27,888 per 10,000 units	27,788 per 10,000 units	2015/09/29	200,000,000	2015/04/24
60540	SGA Societe Generale Acceptance N.V.	HSI R Bear CBBC Sep15 T	0.2500	27,988 per 10,000 units	27,888 per 10,000 units	2015/09/29	200,000,000	2015/04/24
60649	UBS AG	HSI R Bull CBBC Nov 2015 W	0.2500	27,580 per 10,000 units	27,880 per 10,000 units	2015/11/27	200,000,000	2015/04/24
60657	UBS AG	HSI R Bull CBBC Dec 2015 M	0.2500	27,000 per 10,000 units	27,300 per 10,000 units	2015/12/30	200,000,000	2015/04/24
60555	UBS AG	HSI R Bear CBBC Jul 2015 B	0.2500	28,040 per 12,000 units	27,740 per 12,000 units	2015/07/30	200,000,000	2015/04/24
60558	UBS AG	HSI R Bear CBBC Jul 2015 D	0.2500	28,200 per 10,000 units	27,900 per 10,000 units	2015/07/30	200,000,000	2015/04/24
60682	UBS AG	HSI R Bear CBBC Jul 2015 E	0.2500	28,000 per 10,000 units	27,700 per 10,000 units	2015/07/30	200,000,000	2015/04/24
60911	BNP Paribas Arbit Issu B.V.	HSCEI R Bull CBBC Dec 2015 K	0.2500	12,800 per 10,000 units	13,000 per 10,000 units	2015/12/30	100,000,000	2015/04/27
60912	BNP Paribas Arbit Issu B.V.	HSCEI R Bear CBBC Dec 2015 C	0.2500	15,200 per 10,000 units	15,000 per 10,000 units	2015/12/30	100,000,000	2015/04/27
60836	BNP Paribas Arbit Issu B.V.	HSI R Bull CBBC Jan 2016 S	0.2500	27,300 per 10,000 units	27,500 per 10,000 units	2016/01/28	200,000,000	2015/04/27
60848	BNP Paribas Arbit Issu B.V.	HSI R Bull CBBC Jan 2016 T	0.2500	27,200 per 10,000 units	27,400 per 10,000 units	2016/01/28	200,000,000	2015/04/27
60853	BNP Paribas Arbit Issu B.V.	HSI R Bull CBBC Jan 2016 U	0.2500	27,100 per 10,000 units	27,300 per 10,000 units	2016/01/28	200,000,000	2015/04/27
60854	BNP Paribas Arbit Issu B.V.	HSI R Bull CBBC Jan 2016 V	0.2500	27,000 per 10,000 units	27,200 per 10,000 units	2016/01/28	200,000,000	2015/04/27
60857	BNP Paribas Arbit Issu B.V.	HSI R Bull CBBC Jan 2016 W	0.2500	26,900 per 10,000 units	27,100 per 10,000 units	2016/01/28	200,000,000	2015/04/27
60860	BNP Paribas Arbit Issu B.V.	HSI R Bull CBBC Jan 2016 X	0.2500	26,800 per 10,000 units	27,000 per 10,000 units	2016/01/28	200,000,000	2015/04/27
60906	BNP Paribas Arbit Issu B.V.	HSI R Bear CBBC Aug 2015 E	0.2500	27,700 per 10,000 units	27,500 per 10,000 units	2015/08/28	200,000,000	2015/04/27
60907	BNP Paribas Arbit Issu B.V.	HSI R Bear CBBC Aug 2015 F	0.2500	27,500 per 10,000 units	27,300 per 10,000 units	2015/08/28	200,000,000	2015/04/27
60909	BNP Paribas Arbit Issu B.V.	HSI R Bear CBBC Aug 2015 G	0.2500	27,400 per 10,000 units	27,200 per 10,000 units	2015/08/28	200,000,000	2015/04/27
60910	BNP Paribas Arbit Issu B.V.	HSI R Bear CBBC Aug 2015 H	0.2500	27,300 per 10,000 units	27,100 per 10,000 units	2015/08/28	200,000,000	2015/04/27
60784	Credit Suisse AG	HSCEI R Bull CBBC Oct 2015 G	0.2500	14,300 per 10,000 units	14,500 per 10,000 units	2015/10/29	108,000,000	2015/04/27
60787	Credit Suisse AG	HSCEI R Bear CBBC Aug 2015 C	0.2500	15,050 per 10,000 units	14,850 per 10,000 units	2015/08/28	108,000,000	2015/04/27
60884	Credit Suisse AG	HSCEI R Bear CBBC Aug 2015 D	0.2500	14,700 per 10,000 units	14,500 per 10,000 units	2015/08/28	108,000,000	2015/04/27
60886	Credit Suisse AG	HSCEI R Bear CBBC Aug 2015 E	0.2500	14,450 per 10,000 units	14,250 per 10,000 units	2015/08/28	108,000,000	2015/04/27
60779	Credit Suisse AG	HSI R Bull CBBC Nov 2015 S	0.2500	27,350 per 10,000 units	27,650 per 10,000 units	2015/11/27	238,000,000	2015/04/27
60780	Credit Suisse AG	HSI R Bull CBBC Nov 2015 T	0.2500	26,650 per 10,000 units	26,950 per 10,000 units	2015/11/27	238,000,000	2015/04/27
60820	Credit Suisse AG	HSI R Bull CBBC Nov 2015 U	0.2500	27,050 per 10,000 units	27,350 per 10,000 units	2015/11/27	238,000,000	2015/04/27
60824	Credit Suisse AG	HSI R Bull CBBC Nov 2015 V	0.2500	26,800 per 10,000 units	27,100 per 10,000 units	2015/11/27	238,000,000	2015/04/27
60826	Credit Suisse AG	HSI R Bull CBBC Nov 2015 W	0.2500	26,200 per 10,000 units	26,500 per 10,000 units	2015/11/27	238,000,000	2015/04/27
60832	Credit Suisse AG	HSI R Bull CBBC Dec 2015 E	0.2500	25,488 per 10,000 units	25,788 per 10,000 units	2015/12/30	238,000,000	2015/04/27
60887	Credit Suisse AG	HSI R Bear CBBC Aug 2015 F	0.2500	28,000 per 10,000 units	27,700 per 10,000 units	2015/08/28	238,000,000	2015/04/27
60895	Credit Suisse AG	HSI R Bear CBBC Aug 2015 G	0.2500	27,435 per 12,000 units	27,095 per 12,000 units	2015/08/28	238,000,000	2015/04/27
60889	Credit Suisse AG	HSI R Bear CBBC Aug 2015 R	0.2500	27,800 per 10,000 units	27,500 per 10,000 units	2015/08/28	238,000,000	2015/04/27
60890	Credit Suisse AG	HSI R Bear CBBC Aug 2015 S	0.2500	27,550 per 10,000 units	27,250 per 10,000 units	2015/08/28	238,000,000	2015/04/27
60720	HK Bank	CAM CSI300 R Bull CBBC Mar 2016 B	0.5400	52.3800	53.3800	2016/03/21	100,000,000	2015/04/27
60732	HK Bank	Sinopec Corp R Bull CBBC Feb 2016 A	0.2500	6.1300	6.4300	2016/02/22	80,000,000	2015/04/27
60699	HK Bank	CSOP A50 ETF R Bull CBBC Jan 2016 B	0.2500	16.8800	17.0800	2016/01/25	200,000,000	2015/04/27
60714	HK Bank	CSOP A50 ETF R Bear CBBC Mar 2016 A	0.4000	21.1800	20.9800	2016/03/21	40,000,000	2015/04/27
60698	HK Bank	A50 R Bear CBBC Mar 2016 A	0.4300	19.7800	19.5800	2016/03/14	50,000,000	2015/04/27
60731	HK Bank	HKEX R Bear CBBC Jan 2016 D	0.3500	313.88 per 100 units	308.88 per 100 units	2016/01/11	50,000,000	2015/04/27
60723	HK Bank	HSI R Bull CBBC Apr 2016 D	0.2500	26,378 per 20,000 units	26,628 per 20,000 units	2016/04/28	400,000,000	2015/04/27
60724	HK Bank	HSI R Bear CBBC Apr 2016 E	0.2500	29,988 per 15,000 units	29,788 per 15,000 units	2016/04/28	100,000,000	2015/04/27
60725	HK Bank	HSI R Bear CBBC May 2016 C	0.2500	30,288 per 15,000 units	30,088 per 15,000 units	2016/05/30	100,000,000	2015/04/27

Newly listed callable bull/bear contracts (continued)

Code	Issuer	Name of issue	Issue prices (HK\$)	Strike price (HKD) / Strike level per 10 units	Call price (HKD) / Call level per 10 units	Expiry date	No. of issue (units)	Listing date
60727	HK Bank	Ping An R Bull CBBC Jan 2016 E	0.2500	98.38 per 100 units	100.88 per 100 units	2016/01/25	120,000,000	2015/04/27
60733	HK Bank	Ping An R Bull CBBC Jan 2016 F	0.2500	101.38 per 100 units	103.88 per 100 units	2016/01/18	120,000,000	2015/04/27
60736	HK Bank	Ping An R Bear CBBC Jan 2016 B	0.3200	139.38 per 100 units	136.88 per 100 units	2016/01/25	40,000,000	2015/04/27
60729	HK Bank	SHK Ppt R Bull CBBC May 2016 A	0.2500	112.98 per 100 units	116.98 per 100 units	2016/05/30	60,000,000	2015/04/27
60730	HK Bank	SHK Ppt R Bear CBBC May 2016 A	0.2500	137.88 per 100 units	133.88 per 100 units	2016/05/30	50,000,000	2015/04/27
60956	J P Morgan SP BV	HSCEI R Bear CBBC Dec 2015 E	0.2500	14,400 per 10,000 units	14,200 per 10,000 units	2015/12/30	100,000,000	2015/04/27
60955	J P Morgan SP BV	HSCEI R Bear CBBC Jan 2016 C	0.2500	14,700 per 10,000 units	14,500 per 10,000 units	2016/01/28	100,000,000	2015/04/27
60768	J P Morgan SP BV	HSI R Bull CBBC Nov 2015 U	0.2500	27,400 per 10,000 units	27,600 per 10,000 units	2015/11/27	200,000,000	2015/04/27
60774	J P Morgan SP BV	HSI R Bull CBBC Dec 2015 J	0.2500	27,100 per 10,000 units	27,300 per 10,000 units	2015/12/30	200,000,000	2015/04/27
60915	J P Morgan SP BV	HSI R Bull CBBC Dec 2015 R	0.2500	26,488 per 10,000 units	26,688 per 10,000 units	2015/12/30	200,000,000	2015/04/27
60929	J P Morgan SP BV	HSI R Bull CBBC Jan 2016 I	0.2500	26,188 per 10,000 units	26,388 per 10,000 units	2016/01/28	200,000,000	2015/04/27
60778	J P Morgan SP BV	HSI R Bull CBBC Feb 2016 J	0.2500	26,788 per 10,000 units	26,988 per 10,000 units	2016/02/26	200,000,000	2015/04/27
60930	J P Morgan SP BV	HSI R Bear CBBC Jul 2015 E	0.2500	27,295 per 10,000 units	27,095 per 10,000 units	2015/07/30	200,000,000	2015/04/27
60945	J P Morgan SP BV	HSI R Bear CBBC Aug 2015 L	0.2500	27,400 per 10,000 units	27,200 per 10,000 units	2015/08/28	200,000,000	2015/04/27
60952	J P Morgan SP BV	HSI R Bear CBBC Sep 2015 G	0.2500	27,700 per 10,000 units	27,500 per 10,000 units	2015/09/29	200,000,000	2015/04/27
60954	J P Morgan SP BV	HSI R Bear CBBC Oct 2015 D	0.2500	28,000 per 10,000 units	27,800 per 10,000 units	2015/10/29	200,000,000	2015/04/27
60744	Standard Chartered Bank	HSI R Bull CBBC Jul 2015 A	0.2500	26,880 per 15,000 units	27,180 per 15,000 units	2015/07/30	100,000,000	2015/04/27
60746	Standard Chartered Bank	HSI R Bull CBBC Jul 2015 B	0.2500	26,280 per 15,000 units	26,580 per 15,000 units	2015/07/30	100,000,000	2015/04/27
60863	Standard Chartered Bank	HSI R Bull CBBC Jul 2015 C	0.2500	26,780 per 15,000 units	27,080 per 15,000 units	2015/07/30	100,000,000	2015/04/27
60864	Standard Chartered Bank	HSI R Bull CBBC Jul 2015 P	0.2500	26,980 per 20,000 units	27,280 per 20,000 units	2015/07/30	100,000,000	2015/04/27
60740	Standard Chartered Bank	HSI R Bull CBBC Jul 2015 Z	0.2500	27,180 per 15,000 units	27,480 per 15,000 units	2015/07/30	100,000,000	2015/04/27
60762	Standard Chartered Bank	HSI R Bear CBBC Jul 2015 U	0.2500	28,080 per 20,000 units	27,780 per 20,000 units	2015/07/30	100,000,000	2015/04/27
60765	Standard Chartered Bank	HSI R Bear CBBC Jul 2015 V	0.2500	28,780 per 15,000 units	28,480 per 15,000 units	2015/07/30	100,000,000	2015/04/27
60896	Standard Chartered Bank	HSI R Bear CBBC Jul 2015 W	0.2500	27,580 per 15,000 units	27,280 per 15,000 units	2015/07/30	100,000,000	2015/04/27
60901	Standard Chartered Bank	HSI R Bear CBBC Jul 2015 X	0.2500	27,780 per 20,000 units	27,480 per 20,000 units	2015/07/30	100,000,000	2015/04/27
60794	SGA Societe Generale Acceptance N.V.	HKEx R Bull CBBC Jan16B	0.2500	260.88 per 100 units	265.88 per 100 units	2016/01/28	200,000,000	2015/04/27
60797	SGA Societe Generale Acceptance N.V.	HKEx R Bull CBBC Feb16B	0.2500	270.88 per 100 units	275.88 per 100 units	2016/02/26	200,000,000	2015/04/27
60799	SGA Societe Generale Acceptance N.V.	HKEx R Bear CBBC Nov15C	0.2500	295.88 per 100 units	290.88 per 100 units	2015/11/27	200,000,000	2015/04/27
60813	SGA Societe Generale Acceptance N.V.	HSI R Bull CBBC Jan16 S	0.2500	26,958 per 10,000 units	27,058 per 10,000 units	2016/01/28	200,000,000	2015/04/27
60819	SGA Societe Generale Acceptance N.V.	HSI R Bull CBBC Jan16 T	0.2500	27,258 per 10,000 units	27,358 per 10,000 units	2016/01/28	200,000,000	2015/04/27
60789	SGA Societe Generale Acceptance N.V.	HSI R Bull CBBC Feb16 E	0.2500	26,858 per 10,000 units	26,958 per 10,000 units	2016/02/26	200,000,000	2015/04/27
60807	SGA Societe Generale Acceptance N.V.	HSI R Bull CBBC Feb16 F	0.2500	26,608 per 10,000 units	26,708 per 10,000 units	2016/02/26	200,000,000	2015/04/27
60816	SGA Societe Generale Acceptance N.V.	HSI R Bull CBBC Feb16 G	0.2500	27,108 per 10,000 units	27,208 per 10,000 units	2016/02/26	200,000,000	2015/04/27
60902	SGA Societe Generale Acceptance N.V.	HSI R Bear CBBC Sep15 U	0.2500	27,288 per 10,000 units	27,188 per 10,000 units	2015/09/29	200,000,000	2015/04/27
60904	SGA Societe Generale Acceptance N.V.	HSI R Bear CBBC Sep15 V	0.2500	27,488 per 10,000 units	27,388 per 10,000 units	2015/09/29	200,000,000	2015/04/27
60791	SGA Societe Generale Acceptance N.V.	HSI R Bear CBBC Oct15 Z	0.2500	27,688 per 10,000 units	27,588 per 10,000 units	2015/10/29	200,000,000	2015/04/27
60803	SGA Societe Generale Acceptance N.V.	TCH R Bull CBBC Jan16B	0.2500	144.88 per 100 units	146.88 per 100 units	2016/01/28	200,000,000	2015/04/27
60881	UBS AG	HSCEI R Bull CBBC Nov 2015 D	0.2500	13,900 per 10,000 units	14,100 per 10,000 units	2015/11/27	200,000,000	2015/04/27
60882	UBS AG	HSCEI R Bear CBBC Oct 2015 C	0.2500	14,900 per 10,000 units	14,700 per 10,000 units	2015/10/29	200,000,000	2015/04/27
60973	UBS AG	HSCEI R Bear CBBC Nov 2015 B	0.2500	14,500 per 10,000 units	14,300 per 10,000 units	2015/11/27	200,000,000	2015/04/27
60876	UBS AG	HSI R Bull CBBC Oct 2015 S	0.2500	27,150 per 10,000 units	27,350 per 10,000 units	2015/10/29	200,000,000	2015/04/27
60870	UBS AG	HSI R Bull CBBC Nov 2015 X	0.2500	26,900 per 10,000 units	27,200 per 10,000 units	2015/11/27	200,000,000	2015/04/27
60869	UBS AG	HSI R Bull CBBC Dec 2015 N	0.2500	27,100 per 10,000 units	27,400 per 10,000 units	2015/12/30	200,000,000	2015/04/27

Newly listed callable bull/bear contracts (continued)

Code	Issuer	Name of issue	Issue prices (HK\$)	Strike price (HKD) / Strike level per 10 units	Call price (HKD) / Call level per 10 units	Expiry date	No. of issue (units)	Listing date
60872	UBS AG	HSI R Bull CBBC Dec 2015 O	0.2500	27,350 per 10,000 units	27,550 per 10,000 units	2015/12/30	200,000,000	2015/04/27
60879	UBS AG	HSI R Bull CBBC Dec 2015 P	0.2500	26,950 per 10,000 units	27,150 per 10,000 units	2015/12/30	200,000,000	2015/04/27
60867	UBS AG	HSI R Bull CBBC Jan 2016 D	0.2500	27,300 per 10,000 units	27,600 per 10,000 units	2016/01/28	200,000,000	2015/04/27
60871	UBS AG	HSI R Bull CBBC Jan 2016 E	0.2500	26,700 per 10,000 units	27,000 per 10,000 units	2016/01/28	200,000,000	2015/04/27
60880	UBS AG	HSI R Bull CBBC Feb 2016 D	0.2500	26,750 per 10,000 units	26,950 per 10,000 units	2016/02/26	200,000,000	2015/04/27
60959	UBS AG	HSI R Bear CBBC Jul 2015 G	0.2500	27,400 per 10,000 units	27,100 per 10,000 units	2015/07/30	200,000,000	2015/04/27
60962	UBS AG	HSI R Bear CBBC Jul 2015 I	0.2500	27,600 per 10,000 units	27,300 per 10,000 units	2015/07/30	200,000,000	2015/04/27
60963	UBS AG	HSI R Bear CBBC Jul 2015 K	0.2500	27,800 per 10,000 units	27,500 per 10,000 units	2015/07/30	200,000,000	2015/04/27
60964	UBS AG	HSI R Bear CBBC Jul 2015 N	0.2500	27,450 per 10,000 units	27,250 per 10,000 units	2015/07/30	200,000,000	2015/04/27
60966	UBS AG	HSI R Bear CBBC Jul 2015 O	0.2500	27,650 per 10,000 units	27,450 per 10,000 units	2015/07/30	200,000,000	2015/04/27
60969	UBS AG	HSI R Bear CBBC Jul 2015 X	0.2500	27,850 per 10,000 units	27,650 per 10,000 units	2015/07/30	200,000,000	2015/04/27
60970	UBS AG	HSI R Bear CBBC Jul 2015 Y	0.2500	28,050 per 10,000 units	27,850 per 10,000 units	2015/07/30	200,000,000	2015/04/27
60971	UBS AG	HSI R Bear CBBC Jul 2015 Z	0.2500	28,250 per 10,000 units	28,050 per 10,000 units	2015/07/30	200,000,000	2015/04/27
69945*	HK Bank	Ping An R Bull CBBC Oct 2016 A	0.1600	95.38 per 100 units	97.88 per 100 units	2016/10/31	120,000,000	2015/04/27
61127	BNP Paribas Arbit Issu B.V.	HSI R Bull CBBC Jan 2016 A	0.2500	27,400 per 10,000 units	27,600 per 10,000 units	2016/01/28	200,000,000	2015/04/28
61119	BNP Paribas Arbit Issu B.V.	HSI R Bull CBBC Jan 2016 Y	0.2500	27,600 per 10,000 units	27,800 per 10,000 units	2016/01/28	200,000,000	2015/04/28
61120	BNP Paribas Arbit Issu B.V.	HSI R Bull CBBC Jan 2016 Z	0.2500	27,500 per 10,000 units	27,700 per 10,000 units	2016/01/28	200,000,000	2015/04/28
61014	BNP Paribas Arbit Issu B.V.	HSI R Bear CBBC Aug 2015 I	0.2500	27,600 per 10,000 units	27,400 per 10,000 units	2015/08/28	200,000,000	2015/04/28
61038	Credit Suisse AG	China Mobile R Bull CBBC Oct 2015 A	0.2500	110.10 per 100 units	113.10 per 100 units	2015/10/27	60,000,000	2015/04/28
61039	Credit Suisse AG	China Mobile R Bear CBBC Oct 2015 A	0.2700	140.60 per 100 units	136.60 per 100 units	2015/10/27	60,000,000	2015/04/28
61031	Credit Suisse AG	HKEx R Bull CBBC Oct 2015 C	0.3100	255.30 per 100 units	263.30 per 100 units	2015/10/27	60,000,000	2015/04/28
61032	Credit Suisse AG	HKEx R Bull CBBC Nov 2015 C	0.2500	270.80 per 100 units	278.80 per 100 units	2015/11/24	60,000,000	2015/04/28
61033	Credit Suisse AG	HKEx R Bear CBBC Oct 2015 A	0.3100	314 per 100 units	306 per 100 units	2015/10/27	60,000,000	2015/04/28
61034	Credit Suisse AG	HKEx R Bear CBBC Oct 2015 B	0.6100	344 per 100 units	336 per 100 units	2015/10/27	60,000,000	2015/04/28
61096	Credit Suisse AG	HSI R Bull CBBC Oct 2015 H	0.2500	27,000 per 10,000 units	27,200 per 10,000 units	2015/10/29	238,000,000	2015/04/28
61094	Credit Suisse AG	HSI R Bull CBBC Dec 2015 F	0.2500	26,800 per 10,000 units	27,000 per 10,000 units	2015/12/30	238,000,000	2015/04/28
61098	Credit Suisse AG	HSI R Bull CBBC Dec 2015 G	0.2500	27,150 per 10,000 units	27,450 per 10,000 units	2015/12/30	238,000,000	2015/04/28
61099	Credit Suisse AG	HSI R Bull CBBC Dec 2015 H	0.2500	27,500 per 10,000 units	27,700 per 10,000 units	2015/12/30	238,000,000	2015/04/28
61102	Credit Suisse AG	HSI R Bull CBBC Dec 2015 I	0.2500	27,550 per 12,000 units	27,850 per 12,000 units	2015/12/30	238,000,000	2015/04/28
61026	Credit Suisse AG	HSI R Bear CBBC Jul 2015 C	0.2500	27,450 per 10,000 units	27,150 per 10,000 units	2015/07/30	238,000,000	2015/04/28
61029	Credit Suisse AG	HSI R Bear CBBC Jul 2015 D	0.2500	27,650 per 10,000 units	27,350 per 10,000 units	2015/07/30	238,000,000	2015/04/28
61030	Credit Suisse AG	HSI R Bear CBBC Jul 2015 E	0.2500	27,800 per 10,000 units	27,600 per 10,000 units	2015/07/30	238,000,000	2015/04/28
61044	Credit Suisse AG	HSI R Bear CBBC Jul 2015 G	0.2500	28,050 per 10,000 units	27,850 per 10,000 units	2015/07/30	238,000,000	2015/04/28
61035	Credit Suisse AG	TCH R Bull CBBC Oct 2015 D	0.2500	153.10 per 100 units	156.10 per 100 units	2015/10/27	60,000,000	2015/04/28
61037	Credit Suisse AG	TCH R Bear CBBC Oct 2015 A	0.2500	169.30 per 100 units	165.80 per 100 units	2015/10/27	60,000,000	2015/04/28
61002	HK Bank	CSOP A50 ETF R Bear CBBC Apr 2016 C	0.2500	17.6800	17.4800	2016/04/18	40,000,000	2015/04/28
61006	HK Bank	A50 R Bear CBBC Mar 2016 B	0.2500	16.0800	15.8800	2016/03/07	50,000,000	2015/04/28
60999	HK Bank	HKEx R Bull CBBC Feb 2016 B	0.4100	233.88 per 100 units	238.88 per 100 units	2016/02/01	100,000,000	2015/04/28
61000	HK Bank	HKEx R Bear CBBC Jan 2016 E	0.3400	303.88 per 100 units	298.88 per 100 units	2016/01/25	50,000,000	2015/04/28
60987	HK Bank	HSCEI R Bear CBBC Apr 2016 B	0.2500	14,788 per 10,000 units	14,588 per 10,000 units	2016/04/28	68,000,000	2015/04/28
60976	HK Bank	HSCEI R Bear CBBC May 2016 C	0.2800	16,688 per 10,000 units	16,488 per 10,000 units	2016/05/30	68,000,000	2015/04/28
60982	HK Bank	HSI R Bear CBBC Mar 2016 H	0.2500	27,688 per 15,000 units	27,488 per 15,000 units	2016/03/30	100,000,000	2015/04/28
60983	HK Bank	HSI R Bear CBBC Mar 2016 I	0.2500	27,988 per 15,000 units	27,788 per 15,000 units	2016/03/30	100,000,000	2015/04/28

Newly listed callable bull/bear contracts (continued)

Code	Issuer	Name of issue	Issue prices (HK\$)	Strike price (HKD) / Strike level per 10 units	Call price (HKD) / Call level per 10 units	Expiry date	No. of issue (units)	Listing date
60978	HK Bank	HSI R Bear CBBC Apr 2016 F	0.2500	28,588 per 15,000 units	28,388 per 15,000 units	2016/04/28	100,000,000	2015/04/28
60979	HK Bank	HSI R Bear CBBC Apr 2016 G	0.3800	34,278 per 20,000 units	34,028 per 20,000 units	2016/04/28	400,000,000	2015/04/28
60977	HK Bank	HSI R Bear CBBC May 2016 D	0.2500	29,188 per 15,000 units	28,988 per 15,000 units	2016/05/30	100,000,000	2015/04/28
60985	HK Bank	HSI R Bear CBBC May 2016 E	0.4600	35,878 per 20,000 units	35,628 per 20,000 units	2016/05/30	400,000,000	2015/04/28
60986	HK Bank	HSI R Bear CBBC May 2016 F	0.3300	33,478 per 20,000 units	33,228 per 20,000 units	2016/05/30	400,000,000	2015/04/28
60981	HK Bank	HSI R Bear CBBC Jun 2016 A	0.4200	35,078 per 20,000 units	34,828 per 20,000 units	2016/06/29	400,000,000	2015/04/28
60988	HK Bank	PetCh R Bear CBBC Feb 2016 A	0.2500	11.1800	10.7800	2016/02/22	40,000,000	2015/04/28
60992	HK Bank	TCH R Bear CBBC Feb 2016 B	0.2500	164.88 per 100 units	162.88 per 100 units	2016/02/29	100,000,000	2015/04/28
60994	HK Bank	TCH R Bear CBBC Feb 2016 C	0.2500	169.88 per 100 units	167.88 per 100 units	2016/02/24	100,000,000	2015/04/28
61103	J P Morgan SP BV	HSI R Bull CBBC Dec 2015 X	0.2500	27,600 per 10,000 units	27,800 per 10,000 units	2015/12/30	200,000,000	2015/04/28
61104	J P Morgan SP BV	HSI R Bull CBBC Jan 2016 J	0.2500	27,300 per 10,000 units	27,500 per 10,000 units	2016/01/28	200,000,000	2015/04/28
61110	J P Morgan SP BV	HSI R Bull CBBC Feb 2016 K	0.2500	27,000 per 10,000 units	27,200 per 10,000 units	2016/02/26	200,000,000	2015/04/28
61008	J P Morgan SP BV	HSI R Bear CBBC Jul 2015 B	0.2500	27,500 per 10,000 units	27,300 per 10,000 units	2015/07/30	200,000,000	2015/04/28
61116	J P Morgan SP BV	HSI R Bear CBBC Jul 2015 M	0.2500	28,488 per 10,000 units	28,188 per 10,000 units	2015/07/30	200,000,000	2015/04/28
61011	J P Morgan SP BV	HSI R Bear CBBC Aug 2015 M	0.2500	27,800 per 10,000 units	27,600 per 10,000 units	2015/08/28	200,000,000	2015/04/28
61070	J P Morgan SP BV	HSI R Bear CBBC Aug 2015 N	0.2500	28,188 per 10,000 units	27,888 per 10,000 units	2015/08/28	200,000,000	2015/04/28
61111	J P Morgan SP BV	HSI R Bear CBBC Aug 2015 O	0.2500	29,100 per 10,000 units	28,900 per 10,000 units	2015/08/28	200,000,000	2015/04/28
61118	J P Morgan SP BV	HSI R Bear CBBC Aug 2015 P	0.2500	28,788 per 10,000 units	28,488 per 10,000 units	2015/08/28	200,000,000	2015/04/28
61112	J P Morgan SP BV	HSI R Bear CBBC Oct 2015 E	0.2500	29,500 per 10,000 units	29,300 per 10,000 units	2015/10/29	200,000,000	2015/04/28
61113	J P Morgan SP BV	HSI R Bear CBBC Dec 2015 D	0.2500	30,000 per 10,000 units	29,800 per 10,000 units	2015/12/30	200,000,000	2015/04/28
61017	Standard Chartered Bank	HSI R Bull CBBC Aug 2015 Q	0.2500	26,680 per 20,000 units	26,980 per 20,000 units	2015/08/28	100,000,000	2015/04/28
61129	Standard Chartered Bank	HSI R Bull CBBC Aug 2015 R	0.2500	27,380 per 20,000 units	27,680 per 20,000 units	2015/08/28	100,000,000	2015/04/28
61019	Standard Chartered Bank	HSI R Bear CBBC Aug 2015 A	0.2500	27,880 per 15,000 units	27,580 per 15,000 units	2015/08/28	100,000,000	2015/04/28
61020	Standard Chartered Bank	HSI R Bear CBBC Aug 2015 B	0.2500	27,430 per 15,000 units	27,130 per 15,000 units	2015/08/28	100,000,000	2015/04/28
61040	SGA Societe Generale Acceptance N.V.	HSI R Bull CBBC Dec15 Y	0.2500	27,008 per 10,000 units	27,108 per 10,000 units	2015/12/30	200,000,000	2015/04/28
61041	SGA Societe Generale Acceptance N.V.	HSI R Bull CBBC Dec15 Z	0.2500	27,408 per 10,000 units	27,508 per 10,000 units	2015/12/30	200,000,000	2015/04/28
61043	SGA Societe Generale Acceptance N.V.	HSI R Bull CBBC Jan16 U	0.2500	27,558 per 10,000 units	27,658 per 10,000 units	2016/01/28	200,000,000	2015/04/28
61061	UBS AG	China Mobile R Bull CBBC Jul 2016 A	0.2500	97.50 per 100 units	100 per 100 units	2016/07/18	100,000,000	2015/04/28
61056	UBS AG	HSCEI R Bull CBBC Dec 2015 H	0.2500	14,100 per 10,000 units	14,300 per 10,000 units	2015/12/30	200,000,000	2015/04/28
61057	UBS AG	HSCEI R Bear CBBC Oct 2015 D	0.2500	14,700 per 10,000 units	14,500 per 10,000 units	2015/10/29	200,000,000	2015/04/28
61083	UBS AG	HSI R Bull CBBC Nov 2015 Y	0.2500	27,400 per 10,000 units	27,700 per 10,000 units	2015/11/27	200,000,000	2015/04/28
61071	UBS AG	HSI R Bull CBBC Dec 2015 Q	0.2500	27,650 per 10,000 units	27,850 per 10,000 units	2015/12/30	200,000,000	2015/04/28
61093	UBS AG	HSI R Bull CBBC Feb 2016 E	0.2500	27,200 per 10,000 units	27,500 per 10,000 units	2016/02/26	200,000,000	2015/04/28
61050	UBS AG	HSI R Bear CBBC Jul 2015 A	0.2500	27,395 per 12,000 units	27,095 per 12,000 units	2015/07/30	200,000,000	2015/04/28
61053	UBS AG	HSI R Bear CBBC Jul 2015 C	0.2500	28,450 per 10,000 units	28,250 per 10,000 units	2015/07/30	200,000,000	2015/04/28
61054	UBS AG	HSI R Bear CBBC Jul 2015 F	0.2500	28,950 per 10,000 units	28,750 per 10,000 units	2015/07/30	200,000,000	2015/04/28
61069	UBS AG	HSI R Bear CBBC Jul 2015 H	0.2500	28,150 per 10,000 units	27,950 per 10,000 units	2015/07/30	200,000,000	2015/04/28
61051	UBS AG	HSI R Bear CBBC Jul 2015 P	0.2500	27,500 per 10,000 units	27,200 per 10,000 units	2015/07/30	200,000,000	2015/04/28
61062	UBS AG	HSI R Bear CBBC Jul 2015 Q	0.2500	27,950 per 10,000 units	27,750 per 10,000 units	2015/07/30	200,000,000	2015/04/28
61052	UBS AG	HSI R Bear CBBC Jul 2015 T	0.2500	27,700 per 10,000 units	27,400 per 10,000 units	2015/07/30	200,000,000	2015/04/28
61058	UBS AG	Ping An R Bull CBBC Aug 2016 B	0.2500	85 per 100 units	90 per 100 units	2016/08/22	100,000,000	2015/04/28
61144	BNP Paribas Arbit Issu B.V.	HSCEI R Bull CBBC Dec 2015 L	0.2500	14,000 per 10,000 units	14,200 per 10,000 units	2015/12/30	100,000,000	2015/04/29
61147	BNP Paribas Arbit Issu B.V.	HSCEI R Bull CBBC Dec 2015 M	0.2500	13,800 per 10,000 units	14,000 per 10,000 units	2015/12/30	100,000,000	2015/04/29

Newly listed callable bull/bear contracts (continued)

Code	Issuer	Name of issue	Issue prices (HK\$)	Strike price (HKD) / Strike level per 10 units	Call price (HKD) / Call level per 10 units	Expiry date	No. of issue (units)	Listing date
61148	BNP Paribas Arbit Issu B.V.	HSCEI R Bull CBBC Dec 2015 N	0.2500	13,400 per 10,000 units	13,600 per 10,000 units	2015/12/30	100,000,000	2015/04/29
61149	BNP Paribas Arbit Issu B.V.	HSCEI R Bull CBBC Dec 2015 O	0.2500	13,000 per 10,000 units	13,200 per 10,000 units	2015/12/30	100,000,000	2015/04/29
61150	BNP Paribas Arbit Issu B.V.	HSCEI R Bull CBBC Dec 2015 P	0.2500	12,600 per 10,000 units	12,800 per 10,000 units	2015/12/30	100,000,000	2015/04/29
61152	BNP Paribas Arbit Issu B.V.	HSCEI R Bear CBBC Dec 2015 D	0.2500	15,600 per 10,000 units	15,400 per 10,000 units	2015/12/30	100,000,000	2015/04/29
61155	BNP Paribas Arbit Issu B.V.	HSCEI R Bear CBBC Dec 2015 E	0.2500	15,800 per 10,000 units	15,600 per 10,000 units	2015/12/30	100,000,000	2015/04/29
61158	BNP Paribas Arbit Issu B.V.	HSCEI R Bear CBBC Dec 2015 F	0.2500	16,000 per 10,000 units	15,800 per 10,000 units	2015/12/30	100,000,000	2015/04/29
61159	BNP Paribas Arbit Issu B.V.	HSCEI R Bear CBBC Dec 2015 G	0.2500	16,200 per 10,000 units	16,000 per 10,000 units	2015/12/30	100,000,000	2015/04/29
61161	BNP Paribas Arbit Issu B.V.	HSCEI R Bear CBBC Dec 2015 H	0.2500	16,400 per 10,000 units	16,200 per 10,000 units	2015/12/30	100,000,000	2015/04/29
61164	BNP Paribas Arbit Issu B.V.	HSCEI R Bear CBBC Dec 2015 I	0.2500	16,600 per 10,000 units	16,400 per 10,000 units	2015/12/30	100,000,000	2015/04/29
61235	BNP Paribas Arbit Issu B.V.	HSI R Bull CBBC Jan 2016 B	0.2500	27,700 per 10,000 units	27,900 per 10,000 units	2016/01/28	200,000,000	2015/04/29
61141	BNP Paribas Arbit Issu B.V.	HSI R Bear CBBC Aug 2015 J	0.2500	28,200 per 10,000 units	28,000 per 10,000 units	2015/08/28	200,000,000	2015/04/29
61193	Credit Suisse AG	HSI R Bull CBBC Sep 2015 F	0.2500	27,600 per 10,000 units	27,800 per 10,000 units	2015/09/29	238,000,000	2015/04/29
61215	Credit Suisse AG	HSI R Bull CBBC Sep 2015 G	0.2500	27,603 per 12,000 units	27,933 per 12,000 units	2015/09/29	238,000,000	2015/04/29
61167	Credit Suisse AG	HSI R Bear CBBC Aug 2015 H	0.2500	28,218 per 12,000 units	27,888 per 12,000 units	2015/08/28	238,000,000	2015/04/29
61182	Credit Suisse AG	HSI R Bear CBBC Aug 2015 U	0.2500	28,300 per 10,000 units	28,100 per 10,000 units	2015/08/28	238,000,000	2015/04/29
61189	Credit Suisse AG	HSI R Bear CBBC Aug 2015 V	0.2500	28,800 per 10,000 units	28,550 per 10,000 units	2015/08/28	238,000,000	2015/04/29
61212	Bank of East Asia	ABC R Bull CBBC May 2016 A	0.2500	3.9000	4.0800	2016/05/13	80,000,000	2015/04/29
61213	Bank of East Asia	China Mobile R Bull CBBC Jan 2016 A	0.2500	99 per 100 units	102 per 100 units	2016/01/22	80,000,000	2015/04/29
61203	Bank of East Asia	HKEx R Bull CBBC Mar 2016 A	0.3500	263 per 100 units	270 per 100 units	2016/03/24	40,000,000	2015/04/29
61202	Bank of East Asia	Ping An R Bull CBBC May 2016 A	0.2500	96 per 100 units	100 per 100 units	2016/05/27	40,000,000	2015/04/29
61201	Bank of East Asia	TCH R Bull CBBC Apr 2016 A	0.2500	145 per 100 units	150 per 100 units	2016/04/15	40,000,000	2015/04/29
61132	HK Bank	China Mobile R Bull CBBC Feb 2016 A	0.2500	106.88 per 100 units	108.88 per 100 units	2016/02/01	120,000,000	2015/04/29
61133	HK Bank	China Mobile R Bear CBBC Apr 2016 A	0.2800	142.38 per 100 units	140.38 per 100 units	2016/04/11	60,000,000	2015/04/29
61135	HK Bank	HKEx R Bear CBBC Jan 2016 F	0.4900	333.88 per 100 units	328.88 per 100 units	2016/01/06	50,000,000	2015/04/29
61131	HK Bank	HSI R Bull CBBC Jan 2016 H	0.2500	27,588 per 15,000 units	27,788 per 15,000 units	2016/01/28	100,000,000	2015/04/29
61130	HK Bank	HSI R Bull CBBC Apr 2016 E	0.2500	23,878 per 20,000 units	24,128 per 20,000 units	2016/04/28	400,000,000	2015/04/29
61140	HK Bank	Ping An R Bull CBBC Feb 2016 B	0.2600	84.38 per 100 units	86.88 per 100 units	2016/02/01	188,000,000	2015/04/29
61136	HK Bank	Ping An R Bull CBBC Apr 2016 A	0.2500	93.38 per 100 units	95.88 per 100 units	2016/04/11	188,000,000	2015/04/29
61138	HK Bank	Ping An R Bull CBBC Apr 2016 B	0.2500	103.38 per 100 units	105.88 per 100 units	2016/04/20	188,000,000	2015/04/29
61242	J P Morgan SP BV	HSI R Bull CBBC Nov 2015 V	0.2500	27,733 per 10,000 units	27,933 per 10,000 units	2015/11/27	200,000,000	2015/04/29
61245	J P Morgan SP BV	HSI R Bull CBBC Nov 2015 W	0.2500	27,088 per 10,000 units	27,388 per 10,000 units	2015/11/27	200,000,000	2015/04/29
61243	J P Morgan SP BV	HSI R Bull CBBC Dec 2015 Y	0.2500	27,388 per 10,000 units	27,688 per 10,000 units	2015/12/30	200,000,000	2015/04/29
61250	J P Morgan SP BV	HSI R Bull CBBC Feb 2016 L	0.2500	26,288 per 10,000 units	26,588 per 10,000 units	2016/02/26	200,000,000	2015/04/29
61246	J P Morgan SP BV	HSI R Bull CBBC Mar 2016 A	0.2500	26,800 per 10,000 units	27,000 per 10,000 units	2016/03/30	200,000,000	2015/04/29
61255	J P Morgan SP BV	HSI R Bear CBBC Jul 2015 A	0.2500	28,888 per 10,000 units	28,588 per 10,000 units	2015/07/30	200,000,000	2015/04/29
61177	J P Morgan SP BV	HSI R Bear CBBC Jul 2015 N	0.2500	28,200 per 10,000 units	28,000 per 10,000 units	2015/07/30	200,000,000	2015/04/29
61254	J P Morgan SP BV	HSI R Bear CBBC Jul 2015 O	0.2500	28,588 per 10,000 units	28,288 per 10,000 units	2015/07/30	200,000,000	2015/04/29
61258	J P Morgan SP BV	HSI R Bear CBBC Jul 2015 P	0.2500	29,300 per 10,000 units	29,100 per 10,000 units	2015/07/30	200,000,000	2015/04/29
61174	Standard Chartered Bank	Galaxy Ent R Bull CBBC Dec 2015 B	0.2500	30.88 per 100 units	33.88 per 100 units	2015/12/02	50,000,000	2015/04/29
61175	Standard Chartered Bank	Galaxy Ent R Bear CBBC Dec 2015 A	0.2500	46.38 per 100 units	42.88 per 100 units	2015/12/11	50,000,000	2015/04/29
61173	Standard Chartered Bank	Ping An R Bull CBBC Dec 2015 B	0.3000	84.80 per 100 units	92.80 per 100 units	2015/12/30	50,000,000	2015/04/29
61172	Standard Chartered Bank	Ping An R Bear CBBC Dec 2015 A	0.2500	126.80 per 100 units	118.80 per 100 units	2015/12/16	50,000,000	2015/04/29
61178	SGA Societe Generale Acceptance N.V.	HSI R Bull CBBC Dec 15 A	0.2500	27,158 per 10,000 units	27,258 per 10,000 units	2015/12/30	200,000,000	2015/04/29

Newly listed callable bull/bear contracts (continued)

Code	Issuer	Name of issue	Issue prices (HK\$)	Strike price (HKD) / Strike level per 10 units	Call price (HKD) / Call level per 10 units	Expiry date	No. of issue (units)	Listing date
61179	SGA Societe Generale Acceptance N.V.	HSI R Bull CBBC Dec15 V	0.2500	27,808 per 10,000 units	27,908 per 10,000 units	2015/12/30	200,000,000	2015/04/29
61181	SGA Societe Generale Acceptance N.V.	HSI R Bear CBBC Aug15 Y	0.2500	28,038 per 10,000 units	27,938 per 10,000 units	2015/08/28	200,000,000	2015/04/29
61236	UBS AG	HSI R Bull CBBC Oct 2015 T	0.2500	27,450 per 10,000 units	27,650 per 10,000 units	2015/10/29	200,000,000	2015/04/29
61232	UBS AG	HSI R Bull CBBC Jan 2016 F	0.2500	27,600 per 10,000 units	27,900 per 10,000 units	2016/01/28	200,000,000	2015/04/29
61233	UBS AG	HSI R Bull CBBC Feb 2016 F	0.2500	26,800 per 10,000 units	27,100 per 10,000 units	2016/02/26	200,000,000	2015/04/29
61217	UBS AG	HSI R Bear CBBC Jul 2015 L	0.2500	28,300 per 10,000 units	28,000 per 10,000 units	2015/07/30	200,000,000	2015/04/29
61222	UBS AG	HSI R Bear CBBC Jul 2015 U	0.2500	28,550 per 10,000 units	28,350 per 10,000 units	2015/07/30	200,000,000	2015/04/29
61230	UBS AG	HSI R Bear CBBC Jul 2015 V	0.2500	29,050 per 10,000 units	28,850 per 10,000 units	2015/07/30	200,000,000	2015/04/29
61490	BNP Paribas Arbit Issu B.V.	HSI R Bear CBBC Aug 2015 K	0.2500	28,400 per 10,000 units	28,200 per 10,000 units	2015/08/28	200,000,000	2015/04/30
61492	BNP Paribas Arbit Issu B.V.	HSI R Bear CBBC Aug 2015 L	0.2500	28,300 per 10,000 units	28,100 per 10,000 units	2015/08/28	200,000,000	2015/04/30
61395	Credit Suisse AG	HKEx R Bull CBBC Dec 2015 C	0.2600	280.80 per 100 units	288.80 per 100 units	2015/12/22	100,000,000	2015/04/30
61397	Credit Suisse AG	HKEx R Bull CBBC Dec 2015 D	0.2500	291.90 per 100 units	299.90 per 100 units	2015/12/22	100,000,000	2015/04/30
61400	Credit Suisse AG	HKEx R Bear CBBC Nov 2015 B	0.6900	368.90 per 100 units	359.90 per 100 units	2015/11/24	100,000,000	2015/04/30
61402	Credit Suisse AG	HKEx R Bear CBBC Dec 2015 A	0.8800	387.70 per 100 units	377.70 per 100 units	2015/12/22	100,000,000	2015/04/30
61440	Credit Suisse AG	HSI R Bull CBBC Nov 2015 X	0.3600	27,300 per 10,000 units	27,550 per 10,000 units	2015/11/27	238,000,000	2015/04/30
61444	Credit Suisse AG	HSI R Bull CBBC Nov 2015 Y	0.3600	27,700 per 10,000 units	27,900 per 10,000 units	2015/11/27	238,000,000	2015/04/30
61445	Credit Suisse AG	HSI R Bull CBBC Nov 2015 Z	0.3600	27,761 per 12,000 units	28,091 per 12,000 units	2015/11/27	238,000,000	2015/04/30
61362	Credit Suisse AG	HSI R Bear CBBC Jul 2015 J	0.2500	28,450 per 10,000 units	28,150 per 10,000 units	2015/07/30	238,000,000	2015/04/30
61361	Credit Suisse AG	HSI R Bear CBBC Jul 2015 S	0.2500	28,250 per 10,000 units	27,950 per 10,000 units	2015/07/30	238,000,000	2015/04/30
61365	Credit Suisse AG	HSI R Bear CBBC Aug 2015 W	0.2500	29,550 per 10,000 units	29,300 per 10,000 units	2015/08/28	238,000,000	2015/04/30
61407	Credit Suisse AG	HSI R Bear CBBC Sep 2015 C	0.3000	30,900 per 10,000 units	30,600 per 10,000 units	2015/09/29	238,000,000	2015/04/30
61367	Credit Suisse AG	HSI R Bear CBBC Sep 2015 Y	0.2500	29,950 per 10,000 units	29,700 per 10,000 units	2015/09/29	238,000,000	2015/04/30
61406	Credit Suisse AG	HSI R Bear CBBC Sep 2015 Z	0.2500	30,400 per 10,000 units	30,100 per 10,000 units	2015/09/29	238,000,000	2015/04/30
61363	Credit Suisse AG	HSI R Bear CBBC Oct 2015 R	0.2500	29,000 per 12,000 units	28,700 per 12,000 units	2015/10/29	238,000,000	2015/04/30
61378	Credit Suisse AG	Ping An R Bull CBBC Dec 2015 C	0.2500	103.70 per 100 units	107.70 per 100 units	2015/12/22	100,000,000	2015/04/30
61380	Credit Suisse AG	Ping An R Bull CBBC Dec 2015 D	0.2500	95.90 per 100 units	99.90 per 100 units	2015/12/22	100,000,000	2015/04/30
61385	Credit Suisse AG	Ping An R Bear CBBC Nov 2015 A	0.2500	123.90 per 100 units	119.90 per 100 units	2015/11/24	100,000,000	2015/04/30
61387	Credit Suisse AG	Ping An R Bear CBBC Nov 2015 B	0.2800	138.30 per 100 units	133.30 per 100 units	2015/11/24	100,000,000	2015/04/30
61304	HK Bank	AIA R Bear CBBC Jan 2016 C	0.5300	56.0800	55.0800	2016/01/20	40,000,000	2015/04/30
61311	HK Bank	COVS R Bull CBBC Feb 2016 A	0.4700	25.9800	26.5800	2016/02/17	50,000,000	2015/04/30
61266	HK Bank	CSOP A50 ETF R Bull CBBC Jan 2016 F	0.2500	17.1800	17.3800	2016/01/27	200,000,000	2015/04/30
61306	HK Bank	A50 R Bull CBBC Jan 2016 X	0.2500	15.3800	15.5800	2016/01/20	200,000,000	2015/04/30
61310	HK Bank	HKEx R Bull CBBC Jan 2016 C	0.2500	273.88 per 100 units	278.88 per 100 units	2016/01/18	100,000,000	2015/04/30
61307	HK Bank	HKEx R Bear CBBC Dec 2016 A	1.7000	453.88 per 100 units	448.88 per 100 units	2016/12/19	50,000,000	2015/04/30
61290	HK Bank	HSCEI R Bull CBBC Aug 2016 B	0.2500	14,288 per 10,000 units	14,488 per 10,000 units	2016/08/30	100,000,000	2015/04/30
61284	HK Bank	HSCEI R Bear CBBC Jan 2016 B	0.4400	18,888 per 10,000 units	18,688 per 10,000 units	2016/01/28	68,000,000	2015/04/30
61285	HK Bank	HSCEI R Bear CBBC Jan 2016 C	0.3400	17,888 per 10,000 units	17,688 per 10,000 units	2016/01/28	68,000,000	2015/04/30
61279	HK Bank	HSCEI R Bear CBBC Mar 2016 C	0.6500	20,888 per 10,000 units	20,688 per 10,000 units	2016/03/30	68,000,000	2015/04/30
61268	HK Bank	HSCEI R Bear CBBC Apr 2016 C	0.8000	22,388 per 10,000 units	22,188 per 10,000 units	2016/04/28	68,000,000	2015/04/30
61281	HK Bank	HSCEI R Bear CBBC Apr 2016 D	0.5000	19,488 per 10,000 units	19,288 per 10,000 units	2016/04/28	68,000,000	2015/04/30
61259	HK Bank	HSI R Bull CBBC Apr 2016 F	0.2500	26,988 per 15,000 units	27,188 per 15,000 units	2016/04/28	100,000,000	2015/04/30
61260	HK Bank	HSI R Bear CBBC Mar 2016 J	0.2500	31,188 per 15,000 units	30,988 per 15,000 units	2016/03/30	100,000,000	2015/04/30
61262	HK Bank	HSI R Bear CBBC Apr 2016 H	0.2500	30,588 per 15,000 units	30,388 per 15,000 units	2016/04/28	100,000,000	2015/04/30

Newly listed callable bull/bear contracts (continued)

Code	Issuer	Name of issue	Issue prices (HK\$)	Strike price (HKD) / Strike level per 10 units	Call price (HKD) / Call level per 10 units	Expiry date	No. of issue (units)	Listing date
61299	HK Bank	ICBC R Bull CBBC Aug 2016 A	0.2500	6.1300	6.2800	2016/08/29	80,000,000	2015/04/30
61295	HK Bank	ICBC R Bull CBBC Sep 2016 A	0.2500	5.6800	5.8300	2016/09/12	80,000,000	2015/04/30
61305	HK Bank	ICBC R Bear CBBC Oct 2016 A	0.2500	8.0300	7.8800	2016/10/31	40,000,000	2015/04/30
61312	HK Bank	Ping An R Bull CBBC Feb 2016 C	0.2500	105.38 per 100 units	107.88 per 100 units	2016/02/17	188,000,000	2015/04/30
61315	HK Bank	Sands China R Bear CBBC Dec 2016 A	0.6000	38.0800	36.0800	2016/12/14	60,000,000	2015/04/30
61412	J P Morgan SP BV	HSI R Bull CBBC Dec 2015 Z	0.2500	27,891 per 10,000 units	28,091 per 10,000 units	2015/12/30	200,000,000	2015/04/30
61316	J P Morgan SP BV	HSI R Bull CBBC Jan 2016 K	0.2500	27,700 per 10,000 units	27,900 per 10,000 units	2016/01/28	200,000,000	2015/04/30
61421	J P Morgan SP BV	HSI R Bull CBBC Jan 2016 L	0.2500	27,388 per 10,000 units	27,588 per 10,000 units	2016/01/28	200,000,000	2015/04/30
61485	J P Morgan SP BV	HSI R Bull CBBC Jan 2016 M	0.2500	27,088 per 10,000 units	27,288 per 10,000 units	2016/01/28	200,000,000	2015/04/30
61487	J P Morgan SP BV	HSI R Bull CBBC Feb 2016 M	0.2500	26,688 per 10,000 units	26,888 per 10,000 units	2016/02/26	200,000,000	2015/04/30
61317	J P Morgan SP BV	HSI R Bear CBBC Jul 2015 Q	0.2500	28,388 per 10,000 units	28,088 per 10,000 units	2015/07/30	200,000,000	2015/04/30
61323	J P Morgan SP BV	HSI R Bear CBBC Jul 2015 R	0.2500	28,688 per 10,000 units	28,388 per 10,000 units	2015/07/30	200,000,000	2015/04/30
61489	J P Morgan SP BV	HSI R Bear CBBC Jul 2015 S	0.2500	28,988 per 10,000 units	28,688 per 10,000 units	2015/07/30	200,000,000	2015/04/30
61373	Standard Chartered Bank	HSI R Bull CBBC Aug 2015 S	0.2500	27,280 per 15,000 units	27,580 per 15,000 units	2015/08/28	100,000,000	2015/04/30
61436	Standard Chartered Bank	HSI R Bull CBBC Aug 2015 T	0.2500	27,580 per 15,000 units	27,880 per 15,000 units	2015/08/28	100,000,000	2015/04/30
61375	Standard Chartered Bank	HSI R Bear CBBC Aug 2015 C	0.2500	28,980 per 20,000 units	28,680 per 20,000 units	2015/08/28	100,000,000	2015/04/30
61376	Standard Chartered Bank	HSI R Bear CBBC Aug 2015 D	0.2500	29,280 per 15,000 units	28,980 per 15,000 units	2015/08/28	100,000,000	2015/04/30
61377	Standard Chartered Bank	HSI R Bear CBBC Aug 2015 E	0.2500	29,580 per 15,000 units	29,280 per 15,000 units	2015/08/28	100,000,000	2015/04/30
61437	Standard Chartered Bank	HSI R Bear CBBC Aug 2015 F	0.2500	28,480 per 20,000 units	28,180 per 20,000 units	2015/08/28	100,000,000	2015/04/30
61339	SGA Societe Generale Acceptance N.V.	CMob R Bull CBBC Feb16A	0.2500	103.88 per 100 units	105.88 per 100 units	2016/02/26	200,000,000	2015/04/30
61338	SGA Societe Generale Acceptance N.V.	CMob R Bull CBBC Apr16A	0.2500	98.88 per 100 units	100.88 per 100 units	2016/04/28	200,000,000	2015/04/30
61331	SGA Societe Generale Acceptance N.V.	CCB R Bull CBBC May16B	0.2500	6.7300	6.8800	2016/05/30	100,000,000	2015/04/30
61341	SGA Societe Generale Acceptance N.V.	CSA50 R Bull CBBC Jan16E	0.2500	16.0800	16.2800	2016/01/28	100,000,000	2015/04/30
61346	SGA Societe Generale Acceptance N.V.	CSA50 R Bear CBBC Jan16B	0.3500	21.0800	20.8800	2016/01/28	100,000,000	2015/04/30
61358	SGA Societe Generale Acceptance N.V.	A50 R Bull CBBC Feb16 E	0.2500	14.8800	15.0800	2016/02/26	100,000,000	2015/04/30
61359	SGA Societe Generale Acceptance N.V.	A50 R Bear CBBC Nov15C	0.2700	18.5800	18.3800	2015/11/27	100,000,000	2015/04/30
61360	SGA Societe Generale Acceptance N.V.	A50 R Bear CBBC Jan16A	0.3700	19.5800	19.3800	2016/01/28	100,000,000	2015/04/30
61350	SGA Societe Generale Acceptance N.V.	HKEx R Bull CBBC Jan16C	0.4600	250.88 per 100 units	255.88 per 100 units	2016/01/28	200,000,000	2015/04/30
61348	SGA Societe Generale Acceptance N.V.	HKEx R Bull CBBC Feb16C	0.5600	240.88 per 100 units	245.88 per 100 units	2016/02/26	200,000,000	2015/04/30
61351	SGA Societe Generale Acceptance N.V.	HKEx R Bull CBBC Mar16B	0.2500	280.88 per 100 units	285.88 per 100 units	2016/03/30	200,000,000	2015/04/30
61352	SGA Societe Generale Acceptance N.V.	HKEx R Bear CBBC Oct15A	0.2500	303.88 per 100 units	298.88 per 100 units	2015/10/29	200,000,000	2015/04/30
61353	SGA Societe Generale Acceptance N.V.	HKEx R Bear CBBC Dec15A	0.3100	323.88 per 100 units	318.88 per 100 units	2015/12/30	200,000,000	2015/04/30
61356	SGA Societe Generale Acceptance N.V.	HKEx R Bear CBBC Jan16B	0.5100	343.88 per 100 units	338.88 per 100 units	2016/01/28	200,000,000	2015/04/30
61357	SGA Societe Generale Acceptance N.V.	HKEx R Bear CBBC Mar16A	1.0200	393.88 per 100 units	388.88 per 100 units	2016/03/30	200,000,000	2015/04/30
61423	SGA Societe Generale Acceptance N.V.	HSI R Bull CBBC Dec15 X	0.2500	27,658 per 10,000 units	27,758 per 10,000 units	2015/12/30	200,000,000	2015/04/30
61422	SGA Societe Generale Acceptance N.V.	HSI R Bull CBBC Feb16 H	0.2500	27,300 per 20,000 units	27,400 per 20,000 units	2016/02/26	400,000,000	2015/04/30
61425	SGA Societe Generale Acceptance N.V.	HSI R Bull CBBC Feb16 I	0.2500	27,958 per 10,000 units	28,058 per 10,000 units	2016/02/26	200,000,000	2015/04/30
61434	SGA Societe Generale Acceptance N.V.	HSI R Bear CBBC Sep15 W	0.2500	28,238 per 10,000 units	28,138 per 10,000 units	2015/09/29	200,000,000	2015/04/30
61480	UBS AG	China Mobile R Bull CBBC Jul 2016 B	0.2500	102.50 per 100 units	105 per 100 units	2016/07/11	100,000,000	2015/04/30
61477	UBS AG	CSOP A50 ETF R Bull CBBC Jan 2016 B	0.2500	15.7000	16.0000	2016/01/12	100,000,000	2015/04/30
61478	UBS AG	CSOP A50 ETF R Bull CBBC Jan 2016 C	0.2900	14.7000	15.0000	2016/01/14	100,000,000	2015/04/30
61472	UBS AG	HSCEI R Bull CBBC Oct 2015 F	0.2500	14,500 per 10,000 units	14,700 per 10,000 units	2015/10/29	200,000,000	2015/04/30
61475	UBS AG	HSCEI R Bull CBBC Nov 2015 E	0.2500	14,300 per 10,000 units	14,500 per 10,000 units	2015/11/27	200,000,000	2015/04/30

Newly listed callable bull/bear contracts (continued)

Code	Issuer	Name of issue	Issue prices (HK\$)	Strike price (HKD) / Strike level per 10 units	Call price (HKD) / Call level per 10 units	Expiry date	No. of issue (units)	Listing date
61463	UBS AG	HSI R Bull CBBC Oct 2015 U	0.2500	27,250 per 10,000 units	27,450 per 10,000 units	2015/10/29	200,000,000	2015/04/30
61464	UBS AG	HSI R Bull CBBC Oct 2015 V	0.2500	27,050 per 10,000 units	27,250 per 10,000 units	2015/10/29	200,000,000	2015/04/30
61460	UBS AG	HSI R Bull CBBC Nov 2015 Z	0.2500	27,700 per 10,000 units	28,000 per 10,000 units	2015/11/27	200,000,000	2015/04/30
61458	UBS AG	HSI R Bull CBBC Dec 2015 R	0.2500	27,791 per 12,000 units	28,091 per 12,000 units	2015/12/30	200,000,000	2015/04/30
61466	UBS AG	HSI R Bull CBBC Dec 2015 S	0.2500	26,850 per 10,000 units	27,050 per 10,000 units	2015/12/30	200,000,000	2015/04/30
61462	UBS AG	HSI R Bull CBBC Jan 2016 G	0.2500	27,500 per 10,000 units	27,800 per 10,000 units	2016/01/28	200,000,000	2015/04/30
61446	UBS AG	HSI R Bear CBBC Jul 2015 J	0.2500	28,400 per 10,000 units	28,100 per 10,000 units	2015/07/30	200,000,000	2015/04/30
61481	UBS AG	HSI R Bear CBBC Jul 2015 W	0.2500	28,128 per 12,000 units	27,828 per 12,000 units	2015/07/30	200,000,000	2015/04/30
61476	UBS AG	Ping An R Bull CBBC Aug 2016 C	0.2500	95 per 100 units	100 per 100 units	2016/08/10	100,000,000	2015/04/30
61535	BNP Paribas Arbit Issu B.V.	HSI R Bull CBBC Jan 2016 J	0.2500	27,800 per 10,000 units	28,000 per 10,000 units	2016/01/28	200,000,000	2015/05/04
61494	BNP Paribas Arbit Issu B.V.	HSI R Bear CBBC Aug 2015 M	0.2500	28,100 per 10,000 units	27,900 per 10,000 units	2015/08/28	200,000,000	2015/05/04
61518	BNP Paribas Arbit Issu B.V.	HSI R Bear CBBC Aug 2015 N	0.2500	28,000 per 10,000 units	27,800 per 10,000 units	2015/08/28	200,000,000	2015/05/04
61520	BNP Paribas Arbit Issu B.V.	HSI R Bear CBBC Aug 2015 O	0.2500	27,900 per 10,000 units	27,700 per 10,000 units	2015/08/28	200,000,000	2015/05/04
61501	Credit Suisse AG	HSI R Bull CBBC Oct 2015 I	0.2500	27,500 per 12,000 units	27,827 per 12,000 units	2015/10/29	238,000,000	2015/05/04
61536	Credit Suisse AG	HSI R Bull CBBC Oct 2015 K	0.2500	27,760 per 10,000 units	28,060 per 10,000 units	2015/10/29	238,000,000	2015/05/04
61539	Credit Suisse AG	HSI R Bull CBBC Oct 2015 L	0.2500	27,300 per 10,000 units	27,600 per 10,000 units	2015/10/29	238,000,000	2015/05/04
61521	Credit Suisse AG	HSI R Bear CBBC Sep 2015 B	0.2500	27,900 per 10,000 units	27,650 per 10,000 units	2015/09/29	238,000,000	2015/05/04
61523	Credit Suisse AG	HSI R Bear CBBC Sep 2015 D	0.2500	28,300 per 10,000 units	28,000 per 10,000 units	2015/09/29	238,000,000	2015/05/04
61524	Credit Suisse AG	HSI R Bear CBBC Sep 2015 E	0.2500	28,500 per 10,000 units	28,200 per 10,000 units	2015/09/29	238,000,000	2015/05/04
61504	J P Morgan SP BV	HSI R Bull CBBC Jan 2016 N	0.2500	27,488 per 10,000 units	27,788 per 10,000 units	2016/01/28	200,000,000	2015/05/04
61540	J P Morgan SP BV	HSI R Bull CBBC Jan 2016 O	0.2500	27,800 per 10,000 units	28,000 per 10,000 units	2016/01/28	200,000,000	2015/05/04
61506	J P Morgan SP BV	HSI R Bull CBBC Feb 2016 N	0.2500	27,188 per 10,000 units	27,488 per 10,000 units	2016/02/26	200,000,000	2015/05/04
61526	J P Morgan SP BV	HSI R Bear CBBC Aug 2015 Q	0.2500	28,000 per 10,000 units	27,700 per 10,000 units	2015/08/28	200,000,000	2015/05/04
61527	J P Morgan SP BV	HSI R Bear CBBC Aug 2015 R	0.2500	28,200 per 10,000 units	27,900 per 10,000 units	2015/08/28	200,000,000	2015/05/04
61528	J P Morgan SP BV	HSI R Bear CBBC Aug 2015 S	0.2500	28,500 per 10,000 units	28,200 per 10,000 units	2015/08/28	200,000,000	2015/05/04
61545	J P Morgan SP BV	HSI R Bear CBBC Aug 2015 T	0.2500	29,188 per 10,000 units	28,888 per 10,000 units	2015/08/28	200,000,000	2015/05/04
61495	Standard Chartered Bank	HSI R Bull CBBC Aug 2015 U	0.2500	27,480 per 15,000 units	27,780 per 15,000 units	2015/08/28	100,000,000	2015/05/04
61496	Standard Chartered Bank	HSI R Bear CBBC Aug 2015 G	0.2500	28,280 per 15,000 units	27,980 per 15,000 units	2015/08/28	100,000,000	2015/05/04
61498	Standard Chartered Bank	HSI R Bear CBBC Aug 2015 H	0.2500	29,080 per 15,000 units	28,780 per 15,000 units	2015/08/28	100,000,000	2015/05/04
61512	SGA Societe Generale Acceptance N.V.	HSI R Bear CBBC Sep 15 X	0.2500	27,788 per 10,000 units	27,688 per 10,000 units	2015/09/29	200,000,000	2015/05/04
61514	SGA Societe Generale Acceptance N.V.	HSI R Bear CBBC Sep 15 Y	0.2500	27,938 per 10,000 units	27,838 per 10,000 units	2015/09/29	200,000,000	2015/05/04
61517	SGA Societe Generale Acceptance N.V.	HSI R Bear CBBC Oct 15 A	0.2500	28,138 per 10,000 units	28,038 per 10,000 units	2015/10/29	200,000,000	2015/05/04
61507	UBS AG	HSCEI R Bear CBBC Aug 2015 C	0.2500	15,450 per 10,000 units	15,250 per 10,000 units	2015/08/28	200,000,000	2015/05/04
61509	UBS AG	HSI R Bull CBBC Dec 2015 T	0.2500	27,550 per 10,000 units	27,750 per 10,000 units	2015/12/30	200,000,000	2015/05/04
61533	UBS AG	HSI R Bull CBBC Jan 2016 H	0.2500	26,650 per 10,000 units	26,850 per 10,000 units	2016/01/28	200,000,000	2015/05/04
61547	UBS AG	HSI R Bull CBBC Jan 2016 I	0.2500	27,850 per 10,000 units	28,050 per 10,000 units	2016/01/28	200,000,000	2015/05/04
61530	UBS AG	HSI R Bear CBBC Aug 2015 P	0.2500	28,000 per 10,000 units	27,700 per 10,000 units	2015/08/28	200,000,000	2015/05/04
61531	UBS AG	HSI R Bear CBBC Aug 2015 Q	0.2500	28,200 per 10,000 units	27,900 per 10,000 units	2015/08/28	200,000,000	2015/05/04
61532	UBS AG	HSI R Bear CBBC Sep 2015 I	0.2500	28,350 per 10,000 units	28,150 per 10,000 units	2015/09/29	200,000,000	2015/05/04
61597	BNP Paribas Arbit Issu B.V.	CSOP A50 ETF R Bull CBBC Dec 15K	0.2500	16.2000	16.5000	2015/12/30	100,000,000	2015/05/05
61584	BNP Paribas Arbit Issu B.V.	A50 Ch R Bull CBBC Dec 2015 I	0.2500	14.2000	14.5000	2015/12/30	100,000,000	2015/05/05
61657	BNP Paribas Arbit Issu B.V.	HSI R Bull CBBC Jan 2016 K	0.2500	28,200 per 10,000 units	28,400 per 10,000 units	2016/01/28	200,000,000	2015/05/05
61670	BNP Paribas Arbit Issu B.V.	HSI R Bull CBBC Jan 2016 L	0.2500	28,100 per 10,000 units	28,300 per 10,000 units	2016/01/28	200,000,000	2015/05/05

Newly listed callable bull/bear contracts (continued)

Code	Issuer	Name of issue	Issue prices (HK\$)	Strike price (HKD) / Strike level per 10 units	Call price (HKD) / Call level per 10 units	Expiry date	No. of issue (units)	Listing date
61676	BNP Paribas Arbit Issu B.V.	HSI R Bull CBBC Jan 2016 M	0.2500	27,900 per 10,000 units	28,100 per 10,000 units	2016/01/28	200,000,000	2015/05/05
61578	BNP Paribas Arbit Issu B.V.	HSI R Bear CBBC Aug 2015 P	0.2500	28,700 per 10,000 units	28,500 per 10,000 units	2015/08/28	200,000,000	2015/05/05
61582	BNP Paribas Arbit Issu B.V.	HSI R Bear CBBC Aug 2015 Q	0.2500	28,600 per 10,000 units	28,400 per 10,000 units	2015/08/28	200,000,000	2015/05/05
61583	BNP Paribas Arbit Issu B.V.	HSI R Bear CBBC Aug 2015 R	0.2500	28,500 per 10,000 units	28,300 per 10,000 units	2015/08/28	200,000,000	2015/05/05
61696	BNP Paribas Arbit Issu B.V.	HSI R Bear CBBC Sep 2015 C	0.2500	30,600 per 10,000 units	30,400 per 10,000 units	2015/09/29	200,000,000	2015/05/05
61716	BNP Paribas Arbit Issu B.V.	HSI R Bear CBBC Sep 2015 D	0.2500	30,500 per 10,000 units	30,300 per 10,000 units	2015/09/29	200,000,000	2015/05/05
61717	BNP Paribas Arbit Issu B.V.	HSI R Bear CBBC Sep 2015 E	0.2500	30,300 per 10,000 units	30,100 per 10,000 units	2015/09/29	200,000,000	2015/05/05
61689	BNP Paribas Arbit Issu B.V.	HSI R Bear CBBC Dec 2015 D	0.3300	31,700 per 10,000 units	31,500 per 10,000 units	2015/12/30	200,000,000	2015/05/05
61694	BNP Paribas Arbit Issu B.V.	HSI R Bear CBBC Dec 2015 E	0.2600	31,000 per 10,000 units	30,800 per 10,000 units	2015/12/30	200,000,000	2015/05/05
61637	Credit Suisse AG	HSCEI R Bull CBBC Sep 2015 G	0.2500	14,400 per 10,000 units	14,600 per 10,000 units	2015/09/29	128,000,000	2015/05/05
61656	Credit Suisse AG	HSCEI R Bull CBBC Sep 2015 H	0.2500	14,100 per 10,000 units	14,300 per 10,000 units	2015/09/29	128,000,000	2015/05/05
61792	Credit Suisse AG	HSI R Bull CBBC Dec 2015 J	0.2500	27,750 per 10,000 units	28,000 per 10,000 units	2015/12/30	238,000,000	2015/05/05
61794	Credit Suisse AG	HSI R Bull CBBC Dec 2015 K	0.2500	27,900 per 10,000 units	28,200 per 10,000 units	2015/12/30	238,000,000	2015/05/05
61797	Credit Suisse AG	HSI R Bull CBBC Dec 2015 L	0.2500	28,103 per 12,000 units	28,433 per 12,000 units	2015/12/30	238,000,000	2015/05/05
61618	Credit Suisse AG	HSI R Bear CBBC Sep 2015 A	0.2500	28,550 per 10,000 units	28,250 per 10,000 units	2015/09/29	238,000,000	2015/05/05
61614	Credit Suisse AG	HSI R Bear CBBC Sep 2015 G	0.2500	28,418 per 12,000 units	28,088 per 12,000 units	2015/09/29	238,000,000	2015/05/05
61619	Credit Suisse AG	HSI R Bear CBBC Sep 2015 H	0.2500	28,800 per 10,000 units	28,500 per 10,000 units	2015/09/29	238,000,000	2015/05/05
61639	Credit Suisse AG	HSI R Bear CBBC Sep 2015 I	0.2500	30,700 per 10,000 units	30,400 per 10,000 units	2015/09/29	238,000,000	2015/05/05
61643	Credit Suisse AG	HSI R Bear CBBC Sep 2015 J	0.3300	31,550 per 10,000 units	31,200 per 10,000 units	2015/09/29	238,000,000	2015/05/05
61640	Credit Suisse AG	HSI R Bear CBBC Oct 2015 S	0.2800	31,050 per 10,000 units	30,700 per 10,000 units	2015/10/29	238,000,000	2015/05/05
61648	Credit Suisse AG	HSI R Bear CBBC Oct 2015 T	0.4000	32,200 per 10,000 units	31,800 per 10,000 units	2015/10/29	238,000,000	2015/05/05
61638	Credit Suisse AG	HSI R Bear CBBC Nov 2015 K	0.2500	30,150 per 10,000 units	29,850 per 10,000 units	2015/11/27	238,000,000	2015/05/05
61718	J P Morgan SP BV	HSCEI R Bull CBBC Jan 2016 B	0.2500	14,300 per 10,000 units	14,500 per 10,000 units	2016/01/28	100,000,000	2015/05/05
61730	J P Morgan SP BV	HSCEI R Bull CBBC Feb 2016 A	0.2500	14,000 per 10,000 units	14,200 per 10,000 units	2016/02/26	100,000,000	2015/05/05
61734	J P Morgan SP BV	HSCEI R Bear CBBC Aug 2015 D	0.2500	15,000 per 10,000 units	14,800 per 10,000 units	2015/08/28	100,000,000	2015/05/05
61738	J P Morgan SP BV	HSCEI R Bear CBBC Feb 2016 A	0.2500	16,000 per 10,000 units	15,800 per 10,000 units	2016/02/26	100,000,000	2015/05/05
61755	J P Morgan SP BV	HSI R Bull CBBC Dec 2015 H	0.2500	28,200 per 10,000 units	28,400 per 10,000 units	2015/12/30	200,000,000	2015/05/05
61757	J P Morgan SP BV	HSI R Bull CBBC Jan 2016 P	0.2500	27,900 per 10,000 units	28,100 per 10,000 units	2016/01/28	200,000,000	2015/05/05
61764	J P Morgan SP BV	HSI R Bull CBBC Feb 2016 O	0.2500	27,588 per 10,000 units	27,888 per 10,000 units	2016/02/26	200,000,000	2015/05/05
61769	J P Morgan SP BV	HSI R Bull CBBC Feb 2016 P	0.2500	27,500 per 10,000 units	27,700 per 10,000 units	2016/02/26	200,000,000	2015/05/05
61743	J P Morgan SP BV	HSI R Bear CBBC Aug 2015 U	0.2500	28,700 per 10,000 units	28,500 per 10,000 units	2015/08/28	200,000,000	2015/05/05
61744	J P Morgan SP BV	HSI R Bear CBBC Aug 2015 V	0.2500	29,088 per 10,000 units	28,788 per 10,000 units	2015/08/28	200,000,000	2015/05/05
61745	J P Morgan SP BV	HSI R Bear CBBC Sep 2015 H	0.2500	29,488 per 10,000 units	29,188 per 10,000 units	2015/09/29	200,000,000	2015/05/05
61749	J P Morgan SP BV	HSI R Bear CBBC Sep 2015 I	0.2500	29,600 per 10,000 units	29,400 per 10,000 units	2015/09/29	200,000,000	2015/05/05
61742	J P Morgan SP BV	HSI R Bear CBBC Oct 2015 F	0.2500	30,500 per 10,000 units	30,200 per 10,000 units	2015/10/29	200,000,000	2015/05/05
61741	J P Morgan SP BV	HSI R Bear CBBC Feb 2016 F	0.2500	30,800 per 10,000 units	30,500 per 10,000 units	2016/02/26	200,000,000	2015/05/05
61557	Standard Chartered Bank	HSI R Bull CBBC Aug 2015 V	0.2500	27,680 per 20,000 units	27,980 per 20,000 units	2015/08/28	100,000,000	2015/05/05
61798	Standard Chartered Bank	HSI R Bull CBBC Aug 2015 W	0.2500	27,880 per 15,000 units	28,180 per 15,000 units	2015/08/28	100,000,000	2015/05/05
61800	Standard Chartered Bank	HSI R Bull CBBC Aug 2015 X	0.2500	28,080 per 15,000 units	28,380 per 15,000 units	2015/08/28	100,000,000	2015/05/05
61563	Standard Chartered Bank	HSI R Bear CBBC Aug 2015 I	0.2500	29,480 per 20,000 units	29,180 per 20,000 units	2015/08/28	100,000,000	2015/05/05
61564	Standard Chartered Bank	HSI R Bear CBBC Aug 2015 J	0.2500	29,780 per 15,000 units	29,480 per 15,000 units	2015/08/28	100,000,000	2015/05/05
61567	Standard Chartered Bank	HSI R Bear CBBC Aug 2015 K	0.2500	30,080 per 15,000 units	29,780 per 15,000 units	2015/08/28	100,000,000	2015/05/05
61801	Standard Chartered Bank	HSI R Bear CBBC Aug 2015 L	0.2500	28,780 per 15,000 units	28,480 per 15,000 units	2015/08/28	100,000,000	2015/05/05

Newly listed callable bull/bear contracts (continued)

Code	Issuer	Name of issue	Issue prices (HK\$)	Strike price (HKD) / Strike level per 10 units	Call price (HKD) / Call level per 10 units	Expiry date	No. of issue (units)	Listing date
61803	SGA Societe Generale Acceptance N.V.	HSI R Bull CBBC Jan16 V	0.2500	27,708 per 10,000 units	27,808 per 10,000 units	2016/01/28	200,000,000	2015/05/05
61804	SGA Societe Generale Acceptance N.V.	HSI R Bull CBBC Jan16 W	0.2500	27,908 per 10,000 units	28,008 per 10,000 units	2016/01/28	200,000,000	2015/05/05
61806	SGA Societe Generale Acceptance N.V.	HSI R Bull CBBC Jan16 X	0.2500	28,008 per 10,000 units	28,108 per 10,000 units	2016/01/28	200,000,000	2015/05/05
61807	SGA Societe Generale Acceptance N.V.	HSI R Bull CBBC Jan16 Y	0.2500	28,108 per 10,000 units	28,208 per 10,000 units	2016/01/28	200,000,000	2015/05/05
61897	SGA Societe Generale Acceptance N.V.	HSI R Bull CBBC Jan16 Z	0.2500	28,308 per 10,000 units	28,408 per 10,000 units	2016/01/28	200,000,000	2015/05/05
61802	SGA Societe Generale Acceptance N.V.	HSI R Bull CBBC Feb16 J	0.2500	27,508 per 10,000 units	27,608 per 10,000 units	2016/02/26	200,000,000	2015/05/05
61840	SGA Societe Generale Acceptance N.V.	HSI R Bull CBBC Feb16 K	0.2500	28,208 per 10,000 units	28,308 per 10,000 units	2016/02/26	200,000,000	2015/05/05
61552	SGA Societe Generale Acceptance N.V.	HSI R Bear CBBC Aug15 A	0.2500	28,488 per 10,000 units	28,388 per 10,000 units	2015/08/28	200,000,000	2015/05/05
61915	SGA Societe Generale Acceptance N.V.	HSI R Bear CBBC Aug15 B	0.2500	28,838 per 10,000 units	28,738 per 10,000 units	2015/08/28	200,000,000	2015/05/05
61549	SGA Societe Generale Acceptance N.V.	HSI R Bear CBBC Aug15 Z	0.2500	28,188 per 10,000 units	28,088 per 10,000 units	2015/08/28	200,000,000	2015/05/05
61916	SGA Societe Generale Acceptance N.V.	HSI R Bear CBBC Sep15 A	0.2500	29,038 per 10,000 units	28,938 per 10,000 units	2015/09/29	200,000,000	2015/05/05
61555	SGA Societe Generale Acceptance N.V.	HSI R Bear CBBC Sep15 B	0.2500	28,588 per 10,000 units	28,488 per 10,000 units	2015/09/29	200,000,000	2015/05/05
61550	SGA Societe Generale Acceptance N.V.	HSI R Bear CBBC Sep15 Z	0.2500	28,338 per 10,000 units	28,238 per 10,000 units	2015/09/29	200,000,000	2015/05/05
61901	SGA Societe Generale Acceptance N.V.	HSI R Bear CBBC Oct15 B	0.2500	28,688 per 10,000 units	28,588 per 10,000 units	2015/10/29	200,000,000	2015/05/05
61917	SGA Societe Generale Acceptance N.V.	HSI R Bear CBBC Oct15 C	0.2500	29,988 per 10,000 units	29,888 per 10,000 units	2015/10/29	200,000,000	2015/05/05
61927	SGA Societe Generale Acceptance N.V.	HSI R Bear CBBC Oct15 D	0.2500	30,188 per 10,000 units	30,088 per 10,000 units	2015/10/29	200,000,000	2015/05/05
61965	SGA Societe Generale Acceptance N.V.	HSI R Bear CBBC Oct15 E	0.2500	30,388 per 10,000 units	30,288 per 10,000 units	2015/10/29	200,000,000	2015/05/05
61924	SGA Societe Generale Acceptance N.V.	HSI R Bear CBBC Nov15 J	0.2500	30,088 per 10,000 units	29,988 per 10,000 units	2015/11/27	200,000,000	2015/05/05
61945	SGA Societe Generale Acceptance N.V.	HSI R Bear CBBC Nov15 K	0.2500	30,288 per 10,000 units	30,188 per 10,000 units	2015/11/27	200,000,000	2015/05/05
61968	SGA Societe Generale Acceptance N.V.	HSI R Bear CBBC Nov15 L	0.2500	30,488 per 10,000 units	30,388 per 10,000 units	2015/11/27	200,000,000	2015/05/05
61775	UBS AG	China Mobile R Bull CBBC Oct 2016 A	0.2500	107 per 100 units	110 per 100 units	2016/10/17	100,000,000	2015/05/05
61770	UBS AG	HSBC R Bull CBBC Jun 2016 C	0.2500	68.50 per 100 units	72 per 100 units	2016/06/27	100,000,000	2015/05/05
61791	UBS AG	HSI R Bull CBBC Nov 2015 T	0.2500	27,750 per 10,000 units	27,950 per 10,000 units	2015/11/27	200,000,000	2015/05/05
61789	UBS AG	HSI R Bull CBBC Dec 2015 U	0.2500	27,900 per 10,000 units	28,200 per 10,000 units	2015/12/30	200,000,000	2015/05/05
61788	UBS AG	HSI R Bull CBBC Jan 2016 J	0.2500	28,100 per 10,000 units	28,400 per 10,000 units	2016/01/28	200,000,000	2015/05/05
61620	UBS AG	HSI R Bear CBBC Aug 2015 R	0.2500	28,261 per 10,000 units	28,061 per 10,000 units	2015/08/28	200,000,000	2015/05/05
61622	UBS AG	HSI R Bear CBBC Aug 2015 S	0.2500	28,500 per 10,000 units	28,200 per 10,000 units	2015/08/28	200,000,000	2015/05/05
61626	UBS AG	HSI R Bear CBBC Aug 2015 T	0.2500	28,700 per 10,000 units	28,400 per 10,000 units	2015/08/28	200,000,000	2015/05/05
61627	UBS AG	HSI R Bear CBBC Aug 2015 U	0.2500	28,750 per 10,000 units	28,550 per 10,000 units	2015/08/28	200,000,000	2015/05/05
61628	UBS AG	HSI R Bear CBBC Aug 2015 V	0.2500	29,250 per 10,000 units	29,050 per 10,000 units	2015/08/28	200,000,000	2015/05/05
61630	UBS AG	HSI R Bear CBBC Aug 2015 W	0.2500	29,500 per 10,000 units	29,200 per 10,000 units	2015/08/28	200,000,000	2015/05/05
61631	UBS AG	HSI R Bear CBBC Aug 2015 X	0.2500	29,550 per 10,000 units	29,350 per 10,000 units	2015/08/28	200,000,000	2015/05/05
61632	UBS AG	HSI R Bear CBBC Aug 2015 Y	0.2500	29,750 per 10,000 units	29,550 per 10,000 units	2015/08/28	200,000,000	2015/05/05
61633	UBS AG	HSI R Bear CBBC Aug 2015 Z	0.2500	30,000 per 10,000 units	29,700 per 10,000 units	2015/08/28	200,000,000	2015/05/05
61771	UBS AG	TCH R Bull CBBC Sep 2016 A	0.2500	150 per 100 units	155 per 100 units	2016/09/12	100,000,000	2015/05/05
62646	Credit Suisse AG	BOCL R Bull CBBC Nov 2015 A	0.2500	5.2500	5.4500	2015/11/20	60,000,000	2015/05/06
62642	Credit Suisse AG	CCB R Bull CBBC Nov 2015 A	0.2500	7.5700	7.7700	2015/11/20	60,000,000	2015/05/06
62672	Credit Suisse AG	CSOP A50 ETF R Bull CBBC Oct 2015 A	0.2500	16.6200	17.0200	2015/10/20	100,000,000	2015/05/06
62673	Credit Suisse AG	CSOP A50 ETF R Bull CBBC Oct 2015 B	0.2500	17.2000	17.6000	2015/10/20	100,000,000	2015/05/06
62674	Credit Suisse AG	A50 China R Bull CBBC Oct 2015 A	0.2500	14.5200	14.9200	2015/10/20	100,000,000	2015/05/06
62678	Credit Suisse AG	A50 China R Bull CBBC Oct 2015 B	0.2500	15.3000	15.8000	2015/10/20	100,000,000	2015/05/06
62700	Credit Suisse AG	HSI R Bull CBBC Oct 2015 B	0.2500	28,100 per 10,000 units	28,400 per 10,000 units	2015/10/29	238,000,000	2015/05/06
62702	Credit Suisse AG	HSI R Bull CBBC Oct 2015 C	0.2500	27,900 per 10,000 units	28,150 per 10,000 units	2015/10/29	238,000,000	2015/05/06

Newly listed callable bull/bear contracts (continued)

Code	Issuer	Name of issue	Issue prices (HK\$)	Strike price (HKD) / Strike level per 10 units	Call price (HKD) / Call level per 10 units	Expiry date	No. of issue (units)	Listing date
62708	Credit Suisse AG	HSI R Bear CBBC Aug 2015 X	0.2500	28,728 per 12,000 units	28,408 per 12,000 units	2015/08/28	238,000,000	2015/05/06
62712	Credit Suisse AG	HSI R Bear CBBC Aug 2015 Y	0.2500	29,250 per 10,000 units	28,950 per 10,000 units	2015/08/28	238,000,000	2015/05/06
62638	Credit Suisse AG	ICBC R Bull CBBC Nov 2015 A	0.2500	6.4600	6.6600	2015/11/20	60,000,000	2015/05/06
61977	HK Bank	ABC R Bull CBBC Feb 2016 A	0.2500	4.0300	4.1800	2016/02/15	80,000,000	2015/05/06
62097	HK Bank	CNOOC R Bear CBBC Feb 2016 A	0.3500	16.6800	16.1800	2016/02/17	40,000,000	2015/05/06
62154	HK Bank	Sinopec Corp R Bull CBBC Jan 2016 A	0.2500	6.7300	7.0300	2016/01/25	80,000,000	2015/05/06
62126	HK Bank	Sinopec Corp R Bear CBBC Feb 2016 A	0.2500	9.7800	9.4800	2016/02/22	40,000,000	2015/05/06
61971	HK Bank	HKEx R Bull CBBC Jan 2016 D	0.2500	283.88 per 100 units	288.88 per 100 units	2016/01/27	100,000,000	2015/05/06
62157	HK Bank	HKEx R Bull CBBC Jan 2016 E	0.4500	258.88 per 100 units	263.88 per 100 units	2016/01/20	100,000,000	2015/05/06
62155	HK Bank	HKEx R Bull CBBC Jun 2016 E	0.3200	268.88 per 100 units	273.88 per 100 units	2016/06/06	100,000,000	2015/05/06
62304	HK Bank	HSCEI R Bull CBBC Mar 2016 C	0.2500	14,088 per 10,000 units	14,288 per 10,000 units	2016/03/30	100,000,000	2015/05/06
62305	HK Bank	HSCEI R Bull CBBC Mar 2016 D	0.2500	13,488 per 10,000 units	13,688 per 10,000 units	2016/03/30	100,000,000	2015/05/06
62198	HK Bank	HSI R Bull CBBC Jan 2016 I	0.2500	28,188 per 15,000 units	28,388 per 15,000 units	2016/01/28	100,000,000	2015/05/06
62270	HK Bank	HSI R Bull CBBC Jan 2016 J	0.2500	27,788 per 15,000 units	27,988 per 15,000 units	2016/01/28	100,000,000	2015/05/06
62303	HK Bank	HSI R Bull CBBC Mar 2016 G	0.2500	28,088 per 15,000 units	28,288 per 15,000 units	2016/03/30	100,000,000	2015/05/06
62259	HK Bank	HSI R Bear CBBC Mar 2016 K	0.2500	29,488 per 15,000 units	29,288 per 15,000 units	2016/03/30	100,000,000	2015/05/06
62263	HK Bank	HSI R Bear CBBC Jun 2016 B	0.2500	32,078 per 20,000 units	31,828 per 20,000 units	2016/06/29	400,000,000	2015/05/06
62026	HK Bank	TCH R Bull CBBC Dec 2015 N	0.2500	155.88 per 100 units	157.88 per 100 units	2015/12/16	100,000,000	2015/05/06
62086	HK Bank	TCH R Bull CBBC Feb 2016 B	0.2500	151.88 per 100 units	153.88 per 100 units	2016/02/01	100,000,000	2015/05/06
62095	HK Bank	TCH R Bear CBBC Feb 2016 D	0.4800	207.88 per 100 units	205.88 per 100 units	2016/02/01	100,000,000	2015/05/06
62680	J P Morgan SP BV	HSI R Bull CBBC Jan 2016 Q	0.2500	28,100 per 10,000 units	28,300 per 10,000 units	2016/01/28	200,000,000	2015/05/06
62719	J P Morgan SP BV	HSI R Bull CBBC Feb 2016 Q	0.2500	27,788 per 10,000 units	27,988 per 10,000 units	2016/02/26	200,000,000	2015/05/06
62730	J P Morgan SP BV	HSI R Bear CBBC Aug 2015 W	0.2500	29,288 per 10,000 units	28,988 per 10,000 units	2015/08/28	200,000,000	2015/05/06
62731	J P Morgan SP BV	HSI R Bear CBBC Feb 2016 G	0.2500	30,900 per 10,000 units	30,700 per 10,000 units	2016/02/26	200,000,000	2015/05/06
62556	Standard Chartered Bank	HSI R Bull CBBC Aug 2015 Y	0.2500	27,780 per 15,000 units	28,080 per 15,000 units	2015/08/28	100,000,000	2015/05/06
62566	Standard Chartered Bank	HSI R Bear CBBC Aug 2015 M	0.2500	29,680 per 15,000 units	29,380 per 15,000 units	2015/08/28	100,000,000	2015/05/06
62568	Standard Chartered Bank	HSI R Bear CBBC Aug 2015 N	0.2500	29,980 per 15,000 units	29,680 per 15,000 units	2015/08/28	100,000,000	2015/05/06
62432	SGA Societe Generale Acceptance NV	HSCEI R Bull CBBC Jan16C	0.2500	12,808 per 10,000 units	13,008 per 10,000 units	2016/01/28	200,000,000	2015/05/06
62462	SGA Societe Generale Acceptance NV	HSCEI R Bull CBBC Jan16D	0.2500	14,208 per 10,000 units	14,408 per 10,000 units	2016/01/28	200,000,000	2015/05/06
62446	SGA Societe Generale Acceptance NV	HSCEI R Bull CBBC Feb16A	0.2500	13,208 per 10,000 units	13,408 per 10,000 units	2016/02/26	200,000,000	2015/05/06
62449	SGA Societe Generale Acceptance NV	HSCEI R Bull CBBC Feb16B	0.2500	13,608 per 10,000 units	13,808 per 10,000 units	2016/02/26	200,000,000	2015/05/06
62459	SGA Societe Generale Acceptance NV	HSCEI R Bull CBBC Feb16C	0.2500	14,008 per 10,000 units	14,208 per 10,000 units	2016/02/26	200,000,000	2015/05/06
62484	SGA Societe Generale Acceptance NV	HSCEI R Bear CBBC Oct15B	0.2500	15,088 per 10,000 units	14,888 per 10,000 units	2015/10/29	200,000,000	2015/05/06
62489	SGA Societe Generale Acceptance NV	HSCEI R Bear CBBC Oct15C	0.2500	15,488 per 10,000 units	15,288 per 10,000 units	2015/10/29	200,000,000	2015/05/06
62490	SGA Societe Generale Acceptance NV	HSCEI R Bear CBBC Oct15D	0.2500	15,888 per 10,000 units	15,688 per 10,000 units	2015/10/29	200,000,000	2015/05/06
62515	SGA Societe Generale Acceptance NV	HSCEI R Bear CBBC Oct15E	0.2500	16,288 per 10,000 units	16,088 per 10,000 units	2015/10/29	200,000,000	2015/05/06
62535	SGA Societe Generale Acceptance NV	HSCEI R Bear CBBC Oct15F	0.2500	16,688 per 10,000 units	16,488 per 10,000 units	2015/10/29	200,000,000	2015/05/06
62537	SGA Societe Generale Acceptance NV	HSCEI R Bear CBBC Nov15D	0.2500	16,888 per 10,000 units	16,688 per 10,000 units	2015/11/27	200,000,000	2015/05/06
62545	SGA Societe Generale Acceptance NV	HSCEI R Bear CBBC Dec15D	0.2650	17,288 per 10,000 units	17,088 per 10,000 units	2015/12/30	200,000,000	2015/05/06
62549	SGA Societe Generale Acceptance NV	HSCEI R Bear CBBC Dec15E	0.3450	18,088 per 10,000 units	17,888 per 10,000 units	2015/12/30	200,000,000	2015/05/06
62546	SGA Societe Generale Acceptance NV	HSCEI R Bear CBBC Jan16A	0.3850	18,488 per 10,000 units	18,288 per 10,000 units	2016/01/28	200,000,000	2015/05/06
62554	SGA Societe Generale Acceptance NV	HSCEI R Bear CBBC Jan16B	0.3050	17,688 per 10,000 units	17,488 per 10,000 units	2016/01/28	200,000,000	2015/05/06
62306	SGA Societe Generale Acceptance N.V.	HSI R Bull CBBC Feb16 L	0.2500	28,308 per 10,000 units	28,408 per 10,000 units	2016/02/26	200,000,000	2015/05/06

Newly listed callable bull/bear contracts (continued)

Code	Issuer	Name of issue	Issue prices (HK\$)	Strike price (HKD) / Strike level per 10 units	Call price (HKD) / Call level per 10 units	Expiry date	No. of issue (units)	Listing date
62307	SGA Societe Generale Acceptance N.V.	HSI R Bear CBBC Aug15 C	0.2500	28,688 per 10,000 units	28,588 per 10,000 units	2015/08/28	200,000,000	2015/05/06
62317	SGA Societe Generale Acceptance N.V.	HSI R Bear CBBC Oct15 F	0.2500	30,688 per 10,000 units	30,588 per 10,000 units	2015/10/29	200,000,000	2015/05/06
62311	SGA Societe Generale Acceptance N.V.	HSI R Bear CBBC Nov15 M	0.2500	29,988 per 10,000 units	29,888 per 10,000 units	2015/11/27	200,000,000	2015/05/06
62318	SGA Societe Generale Acceptance N.V.	HSI R Bear CBBC Nov15 N	0.2500	30,788 per 10,000 units	30,688 per 10,000 units	2015/11/27	200,000,000	2015/05/06
62320	SGA Societe Generale Acceptance N.V.	HSI R Bear CBBC Nov15 O	0.2700	30,988 per 10,000 units	30,888 per 10,000 units	2015/11/27	200,000,000	2015/05/06
62328	SGA Societe Generale Acceptance N.V.	HSI R Bear CBBC Nov15 P	0.2900	31,188 per 10,000 units	31,088 per 10,000 units	2015/11/27	200,000,000	2015/05/06
62336	SGA Societe Generale Acceptance N.V.	HSI R Bear CBBC Nov15 Q	0.3100	31,388 per 10,000 units	31,288 per 10,000 units	2015/11/27	200,000,000	2015/05/06
62384	SGA Societe Generale Acceptance N.V.	HSI R Bear CBBC Nov15 R	0.2500	32,000 per 20,000 units	31,900 per 20,000 units	2015/11/27	400,000,000	2015/05/06
62319	SGA Societe Generale Acceptance N.V.	HSI R Bear CBBC Dec15 A	0.2600	30,888 per 10,000 units	30,788 per 10,000 units	2015/12/30	200,000,000	2015/05/06
62326	SGA Societe Generale Acceptance N.V.	HSI R Bear CBBC Dec15 B	0.2800	31,088 per 10,000 units	30,988 per 10,000 units	2015/12/30	200,000,000	2015/05/06
62335	SGA Societe Generale Acceptance N.V.	HSI R Bear CBBC Dec15 C	0.3000	31,288 per 10,000 units	31,188 per 10,000 units	2015/12/30	200,000,000	2015/05/06
62346	SGA Societe Generale Acceptance N.V.	HSI R Bear CBBC Dec15 D	0.3200	31,488 per 10,000 units	31,388 per 10,000 units	2015/12/30	200,000,000	2015/05/06
62357	SGA Societe Generale Acceptance N.V.	HSI R Bear CBBC Dec15 E	0.3400	31,688 per 10,000 units	31,588 per 10,000 units	2015/12/30	200,000,000	2015/05/06
62378	SGA Societe Generale Acceptance N.V.	HSI R Bear CBBC Dec15 F	0.3600	31,888 per 10,000 units	31,788 per 10,000 units	2015/12/30	200,000,000	2015/05/06
62412	SGA Societe Generale Acceptance N.V.	HSI R Bear CBBC Dec15 G	0.3800	32,088 per 10,000 units	31,988 per 10,000 units	2015/12/30	200,000,000	2015/05/06
62424	SGA Societe Generale Acceptance N.V.	HSI R Bear CBBC Dec15 H	0.2500	32,300 per 20,000 units	32,200 per 20,000 units	2015/12/30	400,000,000	2015/05/06
62427	SGA Societe Generale Acceptance N.V.	HSI R Bear CBBC Dec15 I	0.2500	32,900 per 20,000 units	32,800 per 20,000 units	2015/12/30	400,000,000	2015/05/06
62352	SGA Societe Generale Acceptance N.V.	HSI R Bear CBBC Jan16 A	0.3300	31,588 per 10,000 units	31,488 per 10,000 units	2016/01/28	200,000,000	2015/05/06
62373	SGA Societe Generale Acceptance N.V.	HSI R Bear CBBC Jan16 B	0.3500	31,788 per 10,000 units	31,688 per 10,000 units	2016/01/28	200,000,000	2015/05/06
62379	SGA Societe Generale Acceptance N.V.	HSI R Bear CBBC Jan16 C	0.3700	31,988 per 10,000 units	31,888 per 10,000 units	2016/01/28	200,000,000	2015/05/06
62420	SGA Societe Generale Acceptance N.V.	HSI R Bear CBBC Jan16 D	0.3900	32,188 per 10,000 units	32,088 per 10,000 units	2016/01/28	200,000,000	2015/05/06
62426	SGA Societe Generale Acceptance N.V.	HSI R Bear CBBC Jan16 E	0.2500	32,600 per 20,000 units	32,500 per 20,000 units	2016/01/28	400,000,000	2015/05/06
62429	SGA Societe Generale Acceptance N.V.	HSI R Bear CBBC Jan16 F	0.2500	33,200 per 20,000 units	33,100 per 20,000 units	2016/01/28	400,000,000	2015/05/06
62689	UBS AG	HSI R Bull CBBC Nov 2015 L	0.2500	28,000 per 10,000 units	28,300 per 10,000 units	2015/11/27	200,000,000	2015/05/06
62629	UBS AG	HSI R Bull CBBC Dec 2015 V	0.2500	28,233 per 10,000 units	28,433 per 10,000 units	2015/12/30	200,000,000	2015/05/06
62698	UBS AG	HSI R Bull CBBC Feb 2016 G	0.2500	27,950 per 10,000 units	28,150 per 10,000 units	2016/02/26	200,000,000	2015/05/06
62713	UBS AG	HSI R Bear CBBC Aug 2015 A	0.2500	28,650 per 10,000 units	28,450 per 10,000 units	2015/08/28	200,000,000	2015/05/06
62715	UBS AG	HSI R Bear CBBC Aug 2015 B	0.2500	28,850 per 10,000 units	28,650 per 10,000 units	2015/08/28	200,000,000	2015/05/06
62716	UBS AG	HSI R Bear CBBC Aug 2015 C	0.2500	29,150 per 10,000 units	28,950 per 10,000 units	2015/08/28	200,000,000	2015/05/06
62820	BNP Paribas Arbit Issu B.V.	HSI R Bull CBBC Jan 2016 N	0.2500	28,000 per 10,000 units	28,200 per 10,000 units	2016/01/28	200,000,000	2015/05/07
62823	BNP Paribas Arbit Issu B.V.	HSI R Bear CBBC Dec 2015 F	0.2500	30,800 per 10,000 units	30,600 per 10,000 units	2015/12/30	200,000,000	2015/05/07
62806	Credit Suisse AG	HSI R Bull CBBC Nov 2015 N	0.2500	28,050 per 12,000 units	28,350 per 12,000 units	2015/11/27	238,000,000	2015/05/07
62889	Credit Suisse AG	HSI R Bull CBBC Nov 2015 O	0.2500	28,000 per 10,000 units	28,250 per 10,000 units	2015/11/27	238,000,000	2015/05/07
62895	Credit Suisse AG	HSI R Bull CBBC Nov 2015 P	0.2500	27,450 per 10,000 units	27,750 per 10,000 units	2015/11/27	238,000,000	2015/05/07
62848	Credit Suisse AG	HSI R Bear CBBC Sep 2015 K	0.2500	28,620 per 12,000 units	28,320 per 12,000 units	2015/09/29	238,000,000	2015/05/07
62887	Credit Suisse AG	HSI R Bear CBBC Sep 2015 L	0.2500	28,750 per 10,000 units	28,450 per 10,000 units	2015/09/29	238,000,000	2015/05/07
62960	Bank of East Asia	Sinopec Corp R Bull CBBC Feb 2016 A	0.2500	5.9000	6.2000	2016/02/26	60,000,000	2015/05/07
62948	Bank of East Asia	A50 China R Bull CBBC Mar 2016 C	0.2500	14.3000	14.8800	2016/03/30	40,000,000	2015/05/07
62957	Bank of East Asia	A50 China R Bear CBBC Nov 2015 A	0.2500	17.8800	17.2800	2015/11/11	40,000,000	2015/05/07
62940	Bank of East Asia	HSBC Holdings R Bull CBBC Mar 2016 A	0.2500	68 per 100 units	70.80 per 100 units	2016/03/24	80,000,000	2015/05/07
62966	Bank of East Asia	PetCh R Bull CBBC Feb 2016 A	0.2500	8.4800	8.8800	2016/02/26	50,000,000	2015/05/07
62791	HK Bank	BOCL R Bull CBBC Aug 2016 B	0.2500	5.0300	5.1800	2016/08/22	80,000,000	2015/05/07
62751	HK Bank	China Mobile R Bull CBBC Feb 2016 B	0.2500	95.18 per 100 units	97.18 per 100 units	2016/02/15	120,000,000	2015/05/07

Newly listed callable bull/bear contracts (continued)

Code	Issuer	Name of issue	Issue prices (HK\$)	Strike price (HKD) / Strike level per 10 units	Call price (HKD) / Call level per 10 units	Expiry date	No. of issue (units)	Listing date
62738	HK Bank	Sinopec Corp R Bear CBBC Feb 2016 B	0.2500	8.5800	8.2800	2016/02/15	40,000,000	2015/05/07
62803	HK Bank	CPIC R Bull CBBC Aug 2016 A	0.9000	34.1800	35.6800	2016/08/08	60,000,000	2015/05/07
62788	HK Bank	CSOP A50 ETF R Bull CBBC Mar 2016 E	0.2500	16.5800	16.7800	2016/03/14	200,000,000	2015/05/07
62781	HK Bank	CSOP A50 ETF R Bear CBBC Feb 2016 E	0.5600	23.1800	22.9800	2016/02/29	40,000,000	2015/05/07
62787	HK Bank	A50 R Bear CBBC Feb 2016 F	0.5000	20.7800	20.5800	2016/02/29	50,000,000	2015/05/07
62766	HK Bank	HKEx R Bull CBBC Jan 2016 F	0.2500	278.88 per 100 units	283.88 per 100 units	2016/01/20	100,000,000	2015/05/07
62773	HK Bank	HSCEI R Bull CBBC Mar 2016 E	0.2500	13,088 per 10,000 units	13,288 per 10,000 units	2016/03/30	100,000,000	2015/05/07
62753	HK Bank	HSCEI R Bear CBBC Mar 2016 D	0.3000	17,488 per 10,000 units	17,288 per 10,000 units	2016/03/30	68,000,000	2015/05/07
62790	HK Bank	HSI R Bull CBBC Mar 2016 H	0.2500	27,288 per 15,000 units	27,488 per 15,000 units	2016/03/30	100,000,000	2015/05/07
62759	HK Bank	HSI R Bear CBBC Mar 2016 L	0.2500	28,788 per 15,000 units	28,588 per 15,000 units	2016/03/30	100,000,000	2015/05/07
62737	HK Bank	PetCh R Bear CBBC Aug 2016 A	0.2500	12.2800	11.8800	2016/08/01	40,000,000	2015/05/07
62755	HK Bank	TCH R Bull CBBC Jan 2016 H	0.2500	157.88 per 100 units	159.88 per 100 units	2016/01/25	100,000,000	2015/05/07
62752	HK Bank	TCH R Bull CBBC Feb 2016 C	0.2500	146.08 per 100 units	148.08 per 100 units	2016/02/01	100,000,000	2015/05/07
62762	HK Bank	TCH R Bear CBBC Jan 2016 F	0.3200	192.88 per 100 units	190.88 per 100 units	2016/01/25	100,000,000	2015/05/07
62903	J P Morgan SP BV	HSI R Bull CBBC Feb 2016 R	0.2500	28,000 per 10,000 units	28,200 per 10,000 units	2016/02/26	200,000,000	2015/05/07
62909	J P Morgan SP BV	HSI R Bull CBBC Mar 2016 B	0.2500	26,800 per 10,000 units	27,100 per 10,000 units	2016/03/30	200,000,000	2015/05/07
62930	J P Morgan SP BV	HSI R Bear CBBC Aug 2015 X	0.2500	29,388 per 10,000 units	29,088 per 10,000 units	2015/08/28	200,000,000	2015/05/07
62931	J P Morgan SP BV	HSI R Bear CBBC Aug 2015 Y	0.2500	28,788 per 10,000 units	28,488 per 10,000 units	2015/08/28	200,000,000	2015/05/07
62937	J P Morgan SP BV	HSI R Bear CBBC Oct 2015 G	0.2500	29,900 per 10,000 units	29,600 per 10,000 units	2015/10/29	200,000,000	2015/05/07
62939	J P Morgan SP BV	HSI R Bear CBBC Oct 2015 H	0.2500	30,200 per 10,000 units	29,900 per 10,000 units	2015/10/29	200,000,000	2015/05/07
62813	Standard Chartered Bank	HSI R Bull CBBC Aug 2015 Z	0.2500	27,980 per 20,000 units	28,280 per 20,000 units	2015/08/28	100,000,000	2015/05/07
62814	Standard Chartered Bank	HSI R Bear CBBC Aug 2015 O	0.2500	28,880 per 15,000 units	28,580 per 15,000 units	2015/08/28	100,000,000	2015/05/07
62817	Standard Chartered Bank	HSI R Bear CBBC Aug 2015 P	0.2500	29,380 per 15,000 units	29,080 per 15,000 units	2015/08/28	100,000,000	2015/05/07
62818	Standard Chartered Bank	HSI R Bear CBBC Aug 2015 Q	0.2500	29,880 per 20,000 units	29,580 per 20,000 units	2015/08/28	100,000,000	2015/05/07
62831	UBS AG	A50 China R Bull CBBC Mar 2016 A	0.2500	14.8000	15.3000	2016/03/07	100,000,000	2015/05/07
62842	UBS AG	HSBC R Bear CBBC Feb 2016 A	0.2500	95 per 100 units	90 per 100 units	2016/02/29	100,000,000	2015/05/07
62824	UBS AG	HSI R Bull CBBC Nov 2015 P	0.2500	28,142 per 12,000 units	28,442 per 12,000 units	2015/11/27	200,000,000	2015/05/07
62825	UBS AG	HSI R Bull CBBC Jan 2016 K	0.2500	28,050 per 10,000 units	28,250 per 10,000 units	2016/01/28	200,000,000	2015/05/07
62897	UBS AG	HSI R Bear CBBC Aug 2015 D	0.2500	28,611 per 12,000 units	28,311 per 12,000 units	2015/08/28	200,000,000	2015/05/07
62901	UBS AG	HSI R Bear CBBC Aug 2015 E	0.2500	28,800 per 10,000 units	28,500 per 10,000 units	2015/08/28	200,000,000	2015/05/07
63049	BNP Paribas Arbit Issu B.V.	HSI R Bear CBBC Sep 2015 F	0.2500	28,400 per 10,000 units	28,200 per 10,000 units	2015/09/29	200,000,000	2015/05/08
63009	Credit Suisse AG	HSI R Bull CBBC Sep 2015 I	0.2500	28,050 per 10,000 units	28,300 per 10,000 units	2015/09/29	238,000,000	2015/05/08
63013	Credit Suisse AG	HSI R Bull CBBC Sep 2015 J	0.2500	27,800 per 10,000 units	28,100 per 10,000 units	2015/09/29	238,000,000	2015/05/08
63051	Credit Suisse AG	HSI R Bear CBBC Aug 2015 A	0.2500	28,650 per 10,000 units	28,350 per 10,000 units	2015/08/28	238,000,000	2015/05/08
63053	Credit Suisse AG	HSI R Bear CBBC Aug 2015 B	0.2500	28,435 per 12,000 units	28,135 per 12,000 units	2015/08/28	238,000,000	2015/05/08
63020	Bank of East Asia	CM Bank R Bull CBBC Mar 2016 A	0.4500	19.5000	20.6800	2016/03/24	40,000,000	2015/05/08
63035	Bank of East Asia	HKEx R Bear CBBC Apr 2016 A	0.4500	338.80 per 100 units	330 per 100 units	2016/04/12	30,000,000	2015/05/08
62968	HK Bank	CAM CSI300 R Bull CBBC Aug 2016 A	0.4800	55.3800	56.3800	2016/08/29	100,000,000	2015/05/08
62969	HK Bank	CAM CSI300 R Bull CBBC Sep 2016 A	0.2800	32.38 per 100 units	33.38 per 100 units	2016/09/05	100,000,000	2015/05/08
62982	HK Bank	CPIC R Bull CBBC Aug 2016 B	0.2500	24.88 per 100 units	26.38 per 100 units	2016/08/29	60,000,000	2015/05/08
62971	HK Bank	HSCEI R Bear CBBC Aug 2016 A	0.4000	18,388 per 10,000 units	18,188 per 10,000 units	2016/08/30	68,000,000	2015/05/08
62994	HK Bank	Ping An R Bull CBBC Apr 2016 C	0.2500	86.38 per 100 units	88.88 per 100 units	2016/04/25	188,000,000	2015/05/08
63008	HK Bank	Ping An R Bull CBBC Apr 2016 D	0.2500	96.38 per 100 units	98.88 per 100 units	2016/04/25	188,000,000	2015/05/08

Newly listed callable bull/bear contracts (continued)

Code	Issuer	Name of issue	Issue prices (HK\$)	Strike price (HKD) / Strike level per 10 units	Call price (HKD) / Call level per 10 units	Expiry date	No. of issue (units)	Listing date
62993	HK Bank	Ping An R Bear CBBC Jun 2016 A	0.2500	118.30 per 100 units	115.80 per 100 units	2016/06/06	40,000,000	2015/05/08
62972	HK Bank	SHK Ppt R Bull CBBC Jun 2016 A	0.2500	118.80 per 100 units	122.80 per 100 units	2016/06/27	60,000,000	2015/05/08
63014	J P Morgan SP BV	HSI R Bull CBBC Dec 2015 Z	0.2500	28,188 per 10,000 units	28,388 per 10,000 units	2015/12/30	200,000,000	2015/05/08
63015	J P Morgan SP BV	HSI R Bull CBBC Feb 2016 S	0.2500	27,888 per 10,000 units	28,088 per 10,000 units	2016/02/26	200,000,000	2015/05/08
63088	J P Morgan SP BV	HSI R Bear CBBC Aug 2015 A	0.2500	28,600 per 10,000 units	28,400 per 10,000 units	2015/08/28	200,000,000	2015/05/08
63083	J P Morgan SP BV	HSI R Bear CBBC Aug 2015 Z	0.2500	28,388 per 10,000 units	28,188 per 10,000 units	2015/08/28	200,000,000	2015/05/08
63042	SGA Societe Generale Acceptance N.V.	HSI R Bear CBBC Oct15 R	0.2500	28,288 per 10,000 units	28,188 per 10,000 units	2015/10/29	200,000,000	2015/05/08
63069	UBS AG	HSCEI R Bear CBBC Nov 2015 C	0.2500	14,900 per 10,000 units	14,700 per 10,000 units	2015/11/27	200,000,000	2015/05/08
63073	UBS AG	HSI R Bull CBBC Nov 2015 S	0.2500	27,588 per 12,000 units	27,888 per 12,000 units	2015/11/27	200,000,000	2015/05/08
63055	UBS AG	HSI R Bull CBBC Dec 2015 W	0.2500	28,150 per 10,000 units	28,350 per 10,000 units	2015/12/30	200,000,000	2015/05/08
63062	UBS AG	HSI R Bull CBBC Dec 2015 X	0.2500	27,800 per 10,000 units	28,100 per 10,000 units	2015/12/30	200,000,000	2015/05/08
63072	UBS AG	HSI R Bear CBBC Aug 2015 G	0.2500	28,550 per 10,000 units	28,350 per 10,000 units	2015/08/28	200,000,000	2015/05/08
63082	UBS AG	HSI R Bear CBBC Sep 2015 J	0.2500	28,434 per 12,000 units	28,134 per 12,000 units	2015/09/29	200,000,000	2015/05/08
63126	Credit Suisse AG	HSCEI R Bull CBBC Oct 2015 H	0.2500	13,950 per 10,000 units	14,150 per 10,000 units	2015/10/29	128,000,000	2015/05/11
63133	Credit Suisse AG	HSCEI R Bull CBBC Oct 2015 I	0.2500	14,200 per 10,000 units	14,400 per 10,000 units	2015/10/29	128,000,000	2015/05/11
63135	Credit Suisse AG	HSCEI R Bear CBBC Aug 2015 F	0.2500	14,800 per 10,000 units	14,600 per 10,000 units	2015/08/28	128,000,000	2015/05/11
63136	Credit Suisse AG	HSCEI R Bear CBBC Aug 2015 G	0.2500	15,100 per 10,000 units	14,900 per 10,000 units	2015/08/28	128,000,000	2015/05/11
63145	Credit Suisse AG	HSI R Bull CBBC Sep 2015 K	0.2500	27,938 per 10,000 units	28,238 per 10,000 units	2015/09/29	238,000,000	2015/05/11
63147	Credit Suisse AG	HSI R Bull CBBC Sep 2015 Y	0.2500	27,800 per 10,000 units	28,050 per 10,000 units	2015/09/29	238,000,000	2015/05/11
63148	Credit Suisse AG	HSI R Bear CBBC Aug 2015 I	0.2500	28,600 per 10,000 units	28,300 per 10,000 units	2015/08/28	238,000,000	2015/05/11
63153	Credit Suisse AG	HSI R Bear CBBC Aug 2015 J	0.2500	28,375 per 10,000 units	28,125 per 10,000 units	2015/08/28	238,000,000	2015/05/11
63096	HK Bank	ABC R Bear CBBC Apr 2016 A	0.2500	5.2300	5.0800	2016/04/25	40,000,000	2015/05/11
63124	HK Bank	HSCEI R Bear CBBC Apr 2016 E	0.2500	14,988 per 10,000 units	14,788 per 10,000 units	2016/04/28	68,000,000	2015/05/11
63104	HK Bank	HSI R Bear CBBC Mar 2016 M	0.2500	28,588 per 15,000 units	28,388 per 15,000 units	2016/03/30	100,000,000	2015/05/11
63118	HK Bank	HSI R Bear CBBC Apr 2016 I	0.2500	28,388 per 15,000 units	28,188 per 15,000 units	2016/04/28	100,000,000	2015/05/11
63123	HK Bank	Lenovo R Bull CBBC Jan 2016 A	0.2500	12.2800	12.7800	2016/01/25	60,000,000	2015/05/11
63108	HK Bank	Lenovo R Bull CBBC Mar 2016 A	0.2500	11.6800	12.1800	2016/03/21	60,000,000	2015/05/11
63125	HK Bank	Lenovo R Bull CBBC Apr 2016 B	0.3200	10.3800	10.8800	2016/04/18	60,000,000	2015/05/11
63181	J P Morgan SP BV	HSI R Bull CBBC Jan 2016 R	0.2500	26,988 per 10,000 units	27,188 per 10,000 units	2016/01/28	200,000,000	2015/05/11
63178	J P Morgan SP BV	HSI R Bear CBBC Aug 2015 B	0.2500	28,500 per 10,000 units	28,300 per 10,000 units	2015/08/28	200,000,000	2015/05/11
63171	UBS AG	HSI R Bull CBBC Nov 2015 A	0.2500	27,938 per 12,000 units	28,238 per 12,000 units	2015/11/27	200,000,000	2015/05/11
63173	UBS AG	HSI R Bull CBBC Jan 2016 L	0.2500	27,850 per 10,000 units	28,050 per 10,000 units	2016/01/28	200,000,000	2015/05/11
63155	UBS AG	HSI R Bear CBBC Aug 2015 H	0.2500	28,350 per 10,000 units	28,150 per 10,000 units	2015/08/28	200,000,000	2015/05/11
63164	UBS AG	HSI R Bear CBBC Aug 2015 I	0.2500	28,600 per 10,000 units	28,300 per 10,000 units	2015/08/28	200,000,000	2015/05/11
63465	BNP Paribas Arbit Issu B.V.	HSCEI R Bull CBBC Dec 2015 Q	0.2500	12,200 per 10,000 units	12,400 per 10,000 units	2015/12/30	100,000,000	2015/05/12
63466	BNP Paribas Arbit Issu B.V.	HSCEI R Bear CBBC Dec 2015 J	0.2500	15,000 per 10,000 units	14,800 per 10,000 units	2015/12/30	100,000,000	2015/05/12
63470	BNP Paribas Arbit Issu B.V.	HSCEI R Bear CBBC Dec 2015 K	0.2500	14,800 per 10,000 units	14,600 per 10,000 units	2015/12/30	100,000,000	2015/05/12
63209	BNP Paribas Arbit Issu B.V.	HSI R Bull CBBC Jan 2016 O	0.2500	27,900 per 10,000 units	28,100 per 10,000 units	2016/01/28	200,000,000	2015/05/12
63216	BNP Paribas Arbit Issu B.V.	HSI R Bull CBBC Jan 2016 P	0.2500	27,800 per 10,000 units	28,000 per 10,000 units	2016/01/28	200,000,000	2015/05/12
63250	BNP Paribas Arbit Issu B.V.	HSI R Bull CBBC Jan 2016 Q	0.2500	27,700 per 10,000 units	27,900 per 10,000 units	2016/01/28	200,000,000	2015/05/12
63440	BNP Paribas Arbit Issu B.V.	HSI R Bull CBBC Feb 2016 A	0.2500	27,600 per 10,000 units	27,800 per 10,000 units	2016/02/26	200,000,000	2015/05/12
63460	BNP Paribas Arbit Issu B.V.	HSI R Bull CBBC Feb 2016 B	0.2500	27,500 per 10,000 units	27,700 per 10,000 units	2016/02/26	200,000,000	2015/05/12
63462	BNP Paribas Arbit Issu B.V.	HSI R Bull CBBC Feb 2016 C	0.2500	27,400 per 10,000 units	27,600 per 10,000 units	2016/02/26	200,000,000	2015/05/12

Newly listed callable bull/bear contracts (continued)

Code	Issuer	Name of issue	Issue prices (HK\$)	Strike price (HKD) / Strike level per 10 units	Call price (HKD) / Call level per 10 units	Expiry date	No. of issue (units)	Listing date
63207	BNP Paribas Arbit Issu B.V.	HSI R Bear CBBC Sep 2015 G	0.2500	28,500 per 10,000 units	28,300 per 10,000 units	2015/09/29	200,000,000	2015/05/12
63471	BNP Paribas Arbit Issu B.V.	HSI R Bear CBBC Sep 2015 H	0.2500	28,200 per 10,000 units	28,000 per 10,000 units	2015/09/29	200,000,000	2015/05/12
63477	BNP Paribas Arbit Issu B.V.	HSI R Bear CBBC Sep 2015 I	0.2500	28,100 per 10,000 units	27,900 per 10,000 units	2015/09/29	200,000,000	2015/05/12
63479	BNP Paribas Arbit Issu B.V.	HSI R Bear CBBC Sep 2015 J	0.2500	28,000 per 10,000 units	27,800 per 10,000 units	2015/09/29	200,000,000	2015/05/12
63338	Credit Suisse AG	HSI R Bull CBBC Sep 2015 Z	0.2500	26,900 per 10,000 units	27,150 per 10,000 units	2015/09/29	238,000,000	2015/05/12
63237	Credit Suisse AG	HSI R Bull CBBC Oct 2015 A	0.2500	27,823 per 12,000 units	28,123 per 12,000 units	2015/10/29	238,000,000	2015/05/12
63246	Credit Suisse AG	HSI R Bull CBBC Oct 2015 D	0.2500	27,700 per 10,000 units	28,000 per 10,000 units	2015/10/29	238,000,000	2015/05/12
63248	Credit Suisse AG	HSI R Bull CBBC Oct 2015 F	0.2500	27,550 per 10,000 units	27,800 per 10,000 units	2015/10/29	238,000,000	2015/05/12
63335	Credit Suisse AG	HSI R Bull CBBC Oct 2015 J	0.2500	27,350 per 10,000 units	27,600 per 10,000 units	2015/10/29	238,000,000	2015/05/12
63343	Credit Suisse AG	HSI R Bear CBBC Aug 2015 K	0.2500	28,500 per 10,000 units	28,200 per 10,000 units	2015/08/28	238,000,000	2015/05/12
63344	Credit Suisse AG	HSI R Bear CBBC Aug 2015 L	0.2500	28,250 per 10,000 units	28,000 per 10,000 units	2015/08/28	238,000,000	2015/05/12
63348	Credit Suisse AG	HSI R Bear CBBC Aug 2015 M	0.2500	28,150 per 10,000 units	27,850 per 10,000 units	2015/08/28	238,000,000	2015/05/12
63354	Credit Suisse AG	HSI R Bear CBBC Aug 2015 N	0.2500	28,056 per 12,000 units	27,756 per 12,000 units	2015/08/28	238,000,000	2015/05/12
63483	Bank of East Asia	COVS R Bull CBBC Apr 2016 B	0.6100	24.6880	25.6880	2016/04/06	30,000,000	2015/05/12
63494	Bank of East Asia	CITIC Sec R Bull CBBC Feb 2016 A	0.6000	27.0000	29.0000	2016/02/29	30,000,000	2015/05/12
63491	Bank of East Asia	CNOOC R Bull CBBC Feb 2016 A	0.2900	10.2000	11.0000	2016/02/26	40,000,000	2015/05/12
63206	HK Bank	CNOOC R Bear CBBC Feb 2016 B	0.2500	15.1800	14.6800	2016/02/22	40,000,000	2015/05/12
63184	HK Bank	CSOP A50 ETF R Bear CBBC Mar 2016 B	0.2500	18.5800	18.3800	2016/03/14	40,000,000	2015/05/12
63186	HK Bank	HSI R Bull CBBC Apr 2016 G	0.2500	26,788 per 15,000 units	26,988 per 15,000 units	2016/04/28	100,000,000	2015/05/12
63188	HK Bank	HSI R Bear CBBC May 2016 G	0.2500	30,578 per 20,000 units	30,328 per 20,000 units	2016/05/30	400,000,000	2015/05/12
63202	HK Bank	TCH R Bull CBBC Jan 2016 I	0.2500	149.88 per 100 units	151.88 per 100 units	2016/01/25	100,000,000	2015/05/12
63191	HK Bank	TCH R Bear CBBC Feb 2016 E	0.2500	166.88 per 100 units	164.88 per 100 units	2016/02/15	100,000,000	2015/05/12
63200	HK Bank	TCH R Bear CBBC Jun 2016 B	0.2500	178.88 per 100 units	176.88 per 100 units	2016/06/20	100,000,000	2015/05/12
63201	HK Bank	TCH R Bear CBBC Jul 2016 A	0.2500	163.88 per 100 units	161.88 per 100 units	2016/07/04	100,000,000	2015/05/12
63311	J P Morgan SP BV	HSCEI R Bull CBBC Jan 2016 C	0.2500	13,800 per 10,000 units	14,000 per 10,000 units	2016/01/28	100,000,000	2015/05/12
63414	J P Morgan SP BV	HSCEI R Bear CBBC Aug 2015 E	0.2500	14,400 per 10,000 units	14,200 per 10,000 units	2015/08/28	100,000,000	2015/05/12
63405	J P Morgan SP BV	HSCEI R Bear CBBC Jan 2016 D	0.2500	14,700 per 10,000 units	14,500 per 10,000 units	2016/01/28	100,000,000	2015/05/12
63316	J P Morgan SP BV	HSI R Bull CBBC Dec 2015 H	0.2500	27,600 per 10,000 units	27,800 per 10,000 units	2015/12/30	200,000,000	2015/05/12
63224	J P Morgan SP BV	HSI R Bull CBBC Jan 2016 S	0.2500	27,923 per 10,000 units	28,123 per 10,000 units	2016/01/28	200,000,000	2015/05/12
63227	J P Morgan SP BV	HSI R Bull CBBC Jan 2016 T	0.2500	27,800 per 10,000 units	28,000 per 10,000 units	2016/01/28	200,000,000	2015/05/12
63419	J P Morgan SP BV	HSI R Bear CBBC Aug 2015 C	0.2500	27,956 per 10,000 units	27,756 per 10,000 units	2015/08/28	200,000,000	2015/05/12
63426	J P Morgan SP BV	HSI R Bear CBBC Aug 2015 D	0.2500	28,100 per 10,000 units	27,900 per 10,000 units	2015/08/28	200,000,000	2015/05/12
63427	J P Morgan SP BV	HSI R Bear CBBC Sep 2015 J	0.2500	28,300 per 10,000 units	28,100 per 10,000 units	2015/09/29	200,000,000	2015/05/12
63324	SGA Societe Generale Acceptance NV	HSCEI R Bull CBBC Dec15F	0.2500	13,808 per 10,000 units	14,008 per 10,000 units	2015/12/30	200,000,000	2015/05/12
63322	SGA Societe Generale Acceptance NV	HSCEI R Bull CBBC Feb16D	0.2500	12,408 per 10,000 units	12,608 per 10,000 units	2016/02/26	200,000,000	2015/05/12
63332	SGA Societe Generale Acceptance NV	HSCEI R Bear CBBC Oct15G	0.2500	14,688 per 10,000 units	14,488 per 10,000 units	2015/10/29	200,000,000	2015/05/12
63321	SGA Societe Generale Acceptance N.V.	HSI R Bull CBBC Dec15 V	0.2500	27,608 per 10,000 units	27,708 per 10,000 units	2015/12/30	200,000,000	2015/05/12
63317	SGA Societe Generale Acceptance N.V.	HSI R Bull CBBC Jan16 J	0.2500	27,508 per 10,000 units	27,608 per 10,000 units	2016/01/28	200,000,000	2015/05/12
63265	SGA Societe Generale Acceptance N.V.	HSI R Bull CBBC Feb16 M	0.2500	27,708 per 10,000 units	27,808 per 10,000 units	2016/02/26	200,000,000	2015/05/12
63256	SGA Societe Generale Acceptance N.V.	HSI R Bear CBBC Aug15 D	0.2500	27,988 per 10,000 units	27,888 per 10,000 units	2015/08/28	200,000,000	2015/05/12
63217	SGA Societe Generale Acceptance N.V.	HSI R Bear CBBC Sep15 C	0.2500	28,388 per 10,000 units	28,288 per 10,000 units	2015/09/29	200,000,000	2015/05/12
63251	SGA Societe Generale Acceptance N.V.	HSI R Bear CBBC Sep15 D	0.2500	28,138 per 10,000 units	28,038 per 10,000 units	2015/09/29	200,000,000	2015/05/12
63297	UBS AG	HSCEI R Bull CBBC Nov 2015 F	0.2500	14,250 per 10,000 units	14,450 per 10,000 units	2015/11/27	200,000,000	2015/05/12

Newly listed callable bull/bear contracts (continued)

Code	Issuer	Name of issue	Issue prices (HK\$)	Strike price (HKD) / Strike level per 10 units	Call price (HKD) / Call level per 10 units	Expiry date	No. of issue (units)	Listing date
63300	UBS AG	HSCEI R Bull CBBC Dec 2015 I	0.2500	14,100 per 10,000 units	14,300 per 10,000 units	2015/12/30	200,000,000	2015/05/12
63301	UBS AG	HSCEI R Bull CBBC Jan 2016 A	0.2500	13,800 per 10,000 units	14,000 per 10,000 units	2016/01/28	200,000,000	2015/05/12
63378	UBS AG	HSCEI R Bear CBBC Sep 2015 B	0.2500	14,700 per 10,000 units	14,500 per 10,000 units	2015/09/29	200,000,000	2015/05/12
63381	UBS AG	HSCEI R Bear CBBC Oct 2015 E	0.2500	14,300 per 10,000 units	14,100 per 10,000 units	2015/10/29	200,000,000	2015/05/12
63305	UBS AG	HSI R Bull CBBC Dec 2015 Y	0.2500	27,650 per 10,000 units	27,850 per 10,000 units	2015/12/30	200,000,000	2015/05/12
63362	UBS AG	HSI R Bull CBBC Dec 2015 Z	0.2500	26,488 per 20,000 units	26,888 per 20,000 units	2015/12/30	200,000,000	2015/05/12
63293	UBS AG	HSI R Bull CBBC Jan 2016 M	0.2500	27,823 per 12,000 units	28,123 per 12,000 units	2016/01/28	200,000,000	2015/05/12
63358	UBS AG	HSI R Bull CBBC Jan 2016 N	0.2500	27,400 per 10,000 units	27,700 per 10,000 units	2016/01/28	200,000,000	2015/05/12
63294	UBS AG	HSI R Bull CBBC Feb 2016 H	0.2500	27,700 per 10,000 units	28,000 per 10,000 units	2016/02/26	200,000,000	2015/05/12
63384	UBS AG	HSI R Bear CBBC Aug 2015 F	0.2500	27,956 per 10,000 units	27,756 per 10,000 units	2015/08/28	200,000,000	2015/05/12
63386	UBS AG	HSI R Bear CBBC Aug 2015 J	0.2500	28,200 per 10,000 units	27,900 per 10,000 units	2015/08/28	200,000,000	2015/05/12
63389	UBS AG	HSI R Bear CBBC Sep 2015 K	0.2500	28,250 per 10,000 units	28,050 per 10,000 units	2015/09/29	200,000,000	2015/05/12
63400	UBS AG	HSI R Bear CBBC Sep 2015 L	0.2500	28,500 per 10,000 units	28,200 per 10,000 units	2015/09/29	200,000,000	2015/05/12
63596	BNP Paribas Arbit Issu B.V.	HSCEI R Bear CBBC Dec 2015 L	0.2500	14,600 per 10,000 units	14,400 per 10,000 units	2015/12/30	100,000,000	2015/05/13
63534	BNP Paribas Arbit Issu B.V.	HSI R Bear CBBC Oct 2015 A	0.2500	28,300 per 10,000 units	28,100 per 10,000 units	2015/10/29	200,000,000	2015/05/13
63595	BNP Paribas Arbit Issu B.V.	HSI R Bear CBBC Oct 2015 B	0.2500	27,900 per 10,000 units	27,700 per 10,000 units	2015/10/29	200,000,000	2015/05/13
63585	Credit Suisse AG	HSI R Bull CBBC Dec 2015 M	0.2500	27,650 per 12,000 units	27,950 per 12,000 units	2015/12/30	238,000,000	2015/05/13
63586	Credit Suisse AG	HSI R Bull CBBC Dec 2015 N	0.2500	27,450 per 10,000 units	27,700 per 10,000 units	2015/12/30	238,000,000	2015/05/13
63535	Credit Suisse AG	HSI R Bear CBBC Sep 2015 M	0.2500	28,050 per 10,000 units	27,800 per 10,000 units	2015/09/29	238,000,000	2015/05/13
63537	Credit Suisse AG	HSI R Bear CBBC Sep 2015 N	0.2500	28,250 per 10,000 units	27,950 per 10,000 units	2015/09/29	238,000,000	2015/05/13
63538	Credit Suisse AG	HSI R Bear CBBC Sep 2015 O	0.2500	28,550 per 10,000 units	28,250 per 10,000 units	2015/09/29	238,000,000	2015/05/13
63592	Credit Suisse AG	HSI R Bear CBBC Sep 2015 P	0.2500	27,941 per 12,000 units	27,641 per 12,000 units	2015/09/29	238,000,000	2015/05/13
63531	HK Bank	ABC R Bull CBBC Sep 2016 A	0.2500	3.2300	3.3800	2016/09/26	80,000,000	2015/05/13
63533	HK Bank	China Mobile R Bear CBBC Apr 2016 B	0.2500	121.38 per 100 units	119.38 per 100 units	2016/04/25	60,000,000	2015/05/13
63532	HK Bank	CUni R Bull CBBC Jul 2016 A	0.2500	12.6800	13.6800	2016/07/25	50,000,000	2015/05/13
63522	HK Bank	China Life R Bear CBBC Jan 2016 B	0.4000	40.5800	39.9800	2016/01/25	50,000,000	2015/05/13
63527	HK Bank	China Life R Bear CBBC Jan 2016 C	0.4000	40.5800	39.9800	2016/01/25	50,000,000	2015/05/13
63529	HK Bank	CSOP A50 ETF R Bear CBBC Apr 2016 D	0.2500	17.9800	17.7800	2016/04/18	40,000,000	2015/05/13
63516	HK Bank	HKEx R Bull CBBC Jan 2016 G	0.4500	248.88 per 100 units	253.88 per 100 units	2016/01/11	100,000,000	2015/05/13
63530	HK Bank	HSCEI R Bear CBBC Mar 2016 E	0.2500	14,688 per 10,000 units	14,488 per 10,000 units	2016/03/30	68,000,000	2015/05/13
63508	HK Bank	HSI R Bear CBBC Mar 2016 N	0.2500	27,988 per 15,000 units	27,788 per 15,000 units	2016/03/30	100,000,000	2015/05/13
63512	HK Bank	HSI R Bear CBBC Mar 2016 O	0.2500	28,188 per 15,000 units	27,988 per 15,000 units	2016/03/30	100,000,000	2015/05/13
63597	J P Morgan SP BV	HSI R Bull CBBC Dec 2015 X	0.2500	27,700 per 10,000 units	27,900 per 10,000 units	2015/12/30	200,000,000	2015/05/13
63598	J P Morgan SP BV	HSI R Bull CBBC Feb 2016 T	0.2500	27,400 per 10,000 units	27,600 per 10,000 units	2016/02/26	200,000,000	2015/05/13
63558	J P Morgan SP BV	HSI R Bear CBBC Aug 2015 E	0.2500	28,000 per 10,000 units	27,800 per 10,000 units	2015/08/28	200,000,000	2015/05/13
63561	J P Morgan SP BV	HSI R Bear CBBC Aug 2015 F	0.2500	28,200 per 10,000 units	28,000 per 10,000 units	2015/08/28	200,000,000	2015/05/13
63556	SGA Societe Generale Acceptance N.V.	HSI R Bull CBBC Jan16 O	0.2500	27,858 per 10,000 units	27,958 per 10,000 units	2016/01/28	200,000,000	2015/05/13
63557	SGA Societe Generale Acceptance N.V.	HSI R Bear CBBC Aug15 E	0.2500	28,188 per 10,000 units	28,088 per 10,000 units	2015/08/28	200,000,000	2015/05/13
63565	UBS AG	HSCEI R Bear CBBC Sep 2015 C	0.2500	14,500 per 10,000 units	14,300 per 10,000 units	2015/09/29	200,000,000	2015/05/13
63612	UBS AG	HSI R Bull CBBC Nov 2015 V	0.2500	27,500 per 10,000 units	27,800 per 10,000 units	2015/11/27	200,000,000	2015/05/13
63613	UBS AG	HSI R Bull CBBC Nov 2015 W	0.2500	27,450 per 10,000 units	27,650 per 10,000 units	2015/11/27	200,000,000	2015/05/13
63609	UBS AG	HSI R Bull CBBC Dec 2015 F	0.2500	27,706 per 12,000 units	28,006 per 12,000 units	2015/12/30	200,000,000	2015/05/13
63610	UBS AG	HSI R Bull CBBC Dec 2015 K	0.2500	27,750 per 10,000 units	27,950 per 10,000 units	2015/12/30	200,000,000	2015/05/13

Newly listed callable bull/bear contracts (continued)

Code	Issuer	Name of issue	Issue prices (HK\$)	Strike price (HKD) / Strike level per 10 units	Call price (HKD) / Call level per 10 units	Expiry date	No. of issue (units)	Listing date
63569	UBS AG	HSI R Bear CBBC Aug 2015 P	0.2500	28,400 per 10,000 units	28,100 per 10,000 units	2015/08/28	200,000,000	2015/05/13
63566	UBS AG	HSI R Bear CBBC Sep 2015 M	0.2500	28,100 per 10,000 units	27,800 per 10,000 units	2015/09/29	200,000,000	2015/05/13
63567	UBS AG	HSI R Bear CBBC Sep 2015 N	0.2500	28,150 per 10,000 units	27,950 per 10,000 units	2015/09/29	200,000,000	2015/05/13
63572	UBS AG	HSI R Bear CBBC Sep 2015 O	0.2500	28,450 per 10,000 units	28,250 per 10,000 units	2015/09/29	200,000,000	2015/05/13
63617	UBS AG	HSI R Bear CBBC Sep 2015 P	0.2500	27,850 per 10,000 units	27,650 per 10,000 units	2015/09/29	200,000,000	2015/05/13
63704	BNP Paribas Arbit Issu B.V.	HSCEI R Bull CBBC Dec 2015 R	0.2500	11,800 per 10,000 units	12,000 per 10,000 units	2015/12/30	100,000,000	2015/05/14
63707	BNP Paribas Arbit Issu B.V.	HSCEI R Bear CBBC Dec 2015 M	0.2500	14,400 per 10,000 units	14,200 per 10,000 units	2015/12/30	100,000,000	2015/05/14
63782	BNP Paribas Arbit Issu B.V.	HSI R Bull CBBC Jan 2016 A	0.2500	27,200 per 10,000 units	27,400 per 10,000 units	2016/01/28	200,000,000	2015/05/14
63791	BNP Paribas Arbit Issu B.V.	HSI R Bull CBBC Jan 2016 B	0.2500	27,100 per 10,000 units	27,300 per 10,000 units	2016/01/28	200,000,000	2015/05/14
63676	BNP Paribas Arbit Issu B.V.	HSI R Bull CBBC Jan 2016 R	0.2500	27,300 per 10,000 units	27,500 per 10,000 units	2016/01/28	200,000,000	2015/05/14
63841	BNP Paribas Arbit Issu B.V.	HSI R Bear CBBC Oct 2015 C	0.2500	27,800 per 10,000 units	27,600 per 10,000 units	2015/10/29	200,000,000	2015/05/14
63844	BNP Paribas Arbit Issu B.V.	HSI R Bear CBBC Oct 2015 D	0.2500	27,600 per 10,000 units	27,400 per 10,000 units	2015/10/29	200,000,000	2015/05/14
63859	BNP Paribas Arbit Issu B.V.	HSI R Bear CBBC Oct 2015 E	0.2500	27,500 per 10,000 units	27,300 per 10,000 units	2015/10/29	200,000,000	2015/05/14
63743	Credit Suisse AG	HSCEI R Bull CBBC Oct 2015 J	0.2500	13,700 per 10,000 units	13,900 per 10,000 units	2015/10/29	128,000,000	2015/05/14
63832	Credit Suisse AG	HSCEI R Bull CBBC Oct 2015 K	0.2500	13,400 per 10,000 units	13,600 per 10,000 units	2015/10/29	128,000,000	2015/05/14
63744	Credit Suisse AG	HSCEI R Bear CBBC Sep 2015 D	0.2500	14,650 per 10,000 units	14,400 per 10,000 units	2015/09/29	128,000,000	2015/05/14
63745	Credit Suisse AG	HSCEI R Bear CBBC Sep 2015 E	0.2500	14,300 per 10,000 units	14,100 per 10,000 units	2015/09/29	128,000,000	2015/05/14
63829	Credit Suisse AG	HSCEI R Bear CBBC Sep 2015 F	0.2500	14,100 per 10,000 units	13,900 per 10,000 units	2015/09/29	128,000,000	2015/05/14
63834	Credit Suisse AG	HSI R Bull CBBC Oct 2015 B	0.2500	26,950 per 10,000 units	27,250 per 10,000 units	2015/10/29	238,000,000	2015/05/14
63836	Credit Suisse AG	HSI R Bull CBBC Oct 2015 C	0.2500	26,600 per 10,000 units	26,850 per 10,000 units	2015/10/29	238,000,000	2015/05/14
63741	Credit Suisse AG	HSI R Bull CBBC Oct 2015 I	0.2500	27,250 per 10,000 units	27,500 per 10,000 units	2015/10/29	238,000,000	2015/05/14
63740	Credit Suisse AG	HSI R Bull CBBC Oct 2015 K	0.2500	27,340 per 12,000 units	27,640 per 12,000 units	2015/10/29	238,000,000	2015/05/14
63742	Credit Suisse AG	HSI R Bull CBBC Oct 2015 L	0.2500	25,900 per 10,000 units	26,200 per 10,000 units	2015/10/29	238,000,000	2015/05/14
63860	Credit Suisse AG	HSI R Bear CBBC Aug 2015 F	0.2500	27,700 per 10,000 units	27,450 per 10,000 units	2015/08/28	238,000,000	2015/05/14
63864	Credit Suisse AG	HSI R Bear CBBC Aug 2015 G	0.2500	27,590 per 12,000 units	27,290 per 12,000 units	2015/08/28	238,000,000	2015/05/14
63837	Credit Suisse AG	HSI R Bear CBBC Aug 2015 Q	0.2500	28,150 per 10,000 units	27,900 per 10,000 units	2015/08/28	238,000,000	2015/05/14
63838	Credit Suisse AG	HSI R Bear CBBC Aug 2015 T	0.2500	28,000 per 10,000 units	27,700 per 10,000 units	2015/08/28	238,000,000	2015/05/14
63620	HK Bank	BOCL R Bull CBBC Aug 2016 C	0.2500	4.3800	4.5300	2016/08/08	80,000,000	2015/05/14
63643	HK Bank	CSOP A50 ETF R Bull CBBC Mar 2016 F	0.2500	16.0800	16.2800	2016/03/07	200,000,000	2015/05/14
63644	HK Bank	A50 R Bull CBBC Mar 2016 F	0.2500	14.1800	14.3800	2016/03/07	200,000,000	2015/05/14
63631	HK Bank	HKEx R Bear CBBC Dec 2016 B	0.2500	305.88 per 100 units	300.88 per 100 units	2016/12/21	50,000,000	2015/05/14
63651	HK Bank	Ping An R Bull CBBC Jan 2016 G	0.2500	103.38 per 100 units	105.88 per 100 units	2016/01/13	188,000,000	2015/05/14
63619	HK Bank	TCH R Bull CBBC Feb 2016 D	0.2500	139.88 per 100 units	141.88 per 100 units	2016/02/15	100,000,000	2015/05/14
63626	HK Bank	TCH R Bear CBBC Jan 2016 G	0.2500	172.88 per 100 units	170.88 per 100 units	2016/01/26	100,000,000	2015/05/14
63943	J P Morgan SP BV	HSCEI R Bear CBBC Dec 2015 F	0.2500	14,200 per 10,000 units	14,000 per 10,000 units	2015/12/30	100,000,000	2015/05/14
63906	J P Morgan SP BV	HSI R Bull CBBC Nov 2015 Y	0.2500	26,650 per 10,000 units	26,850 per 10,000 units	2015/11/27	200,000,000	2015/05/14
63899	J P Morgan SP BV	HSI R Bull CBBC Dec 2015 J	0.2500	27,100 per 10,000 units	27,300 per 10,000 units	2015/12/30	200,000,000	2015/05/14
63675	J P Morgan SP BV	HSI R Bull CBBC Dec 2015 Y	0.2500	27,300 per 10,000 units	27,500 per 10,000 units	2015/12/30	200,000,000	2015/05/14
63908	J P Morgan SP BV	HSI R Bull CBBC Jan 2016 U	0.2500	26,288 per 10,000 units	26,488 per 10,000 units	2016/01/28	200,000,000	2015/05/14
63937	J P Morgan SP BV	HSI R Bear CBBC Aug 2015 G	0.2500	27,700 per 10,000 units	27,500 per 10,000 units	2015/08/28	200,000,000	2015/05/14
63941	J P Morgan SP BV	HSI R Bear CBBC Aug 2015 H	0.2500	27,900 per 10,000 units	27,700 per 10,000 units	2015/08/28	200,000,000	2015/05/14
63935	J P Morgan SP BV	HSI R Bear CBBC Sep 2015 K	0.2500	27,490 per 10,000 units	27,290 per 10,000 units	2015/09/29	200,000,000	2015/05/14
63822	Macquarie Bank Ltd.	HSI R Bull CBBC Aug 2015 I	0.3340	25,300 per 10,000 units	25,500 per 10,000 units	2015/08/28	30,000,000	2015/05/14

Newly listed callable bull/bear contracts (continued)

Code	Issuer	Name of issue	Issue prices (HK\$)	Strike price (HKD) / Strike level per 10 units	Call price (HKD) / Call level per 10 units	Expiry date	No. of issue (units)	Listing date
63817	Macquarie Bank Ltd.	HSI R Bear CBBC Sep 2015 A	0.3420	28,700 per 10,000 units	28,500 per 10,000 units	2015/09/29	30,000,000	2015/05/14
63820	Macquarie Bank Ltd.	HSI R Bear CBBC Sep 2015 B	0.3140	28,200 per 10,000 units	28,000 per 10,000 units	2015/09/29	32,000,000	2015/05/14
63810	Standard Chartered Bank	HSCEI R Bear CBBC Aug 2015 A	0.2500	14,980 per 10,000 units	14,680 per 10,000 units	2015/08/28	100,000,000	2015/05/14
63811	Standard Chartered Bank	HSCEI R Bear CBBC Aug 2015 B	0.2500	15,380 per 10,000 units	15,080 per 10,000 units	2015/08/28	100,000,000	2015/05/14
63813	Standard Chartered Bank	HSI R Bull CBBC Aug 2015 B	0.2500	27,080 per 15,000 units	27,380 per 15,000 units	2015/08/28	100,000,000	2015/05/14
63726	Standard Chartered Bank	HSI R Bull CBBC Aug 2015 E	0.2500	27,280 per 15,000 units	27,580 per 15,000 units	2015/08/28	100,000,000	2015/05/14
63729	Standard Chartered Bank	HSI R Bear CBBC Aug 2015 R	0.2500	28,480 per 15,000 units	28,180 per 15,000 units	2015/08/28	100,000,000	2015/05/14
63738	Standard Chartered Bank	HSI R Bear CBBC Aug 2015 S	0.2500	28,180 per 15,000 units	27,880 per 15,000 units	2015/08/28	100,000,000	2015/05/14
63739	Standard Chartered Bank	HSI R Bear CBBC Aug 2015 T	0.2500	27,980 per 20,000 units	27,680 per 20,000 units	2015/08/28	100,000,000	2015/05/14
63664	SGA Societe Generale Acceptance N.V.	HSI R Bull CBBC Dec15 X	0.2500	27,408 per 10,000 units	27,508 per 10,000 units	2015/12/30	200,000,000	2015/05/14
63666	SGA Societe Generale Acceptance N.V.	HSI R Bear CBBC Sep15 E	0.2500	27,788 per 10,000 units	27,688 per 10,000 units	2015/09/29	200,000,000	2015/05/14
63667	SGA Societe Generale Acceptance N.V.	HSI R Bear CBBC Oct15 T	0.2500	27,888 per 10,000 units	27,788 per 10,000 units	2015/10/29	200,000,000	2015/05/14
63884	UBS AG	HSCEI R Bull CBBC Dec 2015 J	0.2500	13,600 per 10,000 units	13,800 per 10,000 units	2015/12/30	200,000,000	2015/05/14
63868	UBS AG	HSI R Bull CBBC Nov 2015 T	0.2500	27,000 per 10,000 units	27,300 per 10,000 units	2015/11/27	200,000,000	2015/05/14
63748	UBS AG	HSI R Bull CBBC Nov 2015 Z	0.2500	27,250 per 10,000 units	27,450 per 10,000 units	2015/11/27	200,000,000	2015/05/14
63746	UBS AG	HSI R Bull CBBC Dec 2015 L	0.2500	27,300 per 10,000 units	27,600 per 10,000 units	2015/12/30	200,000,000	2015/05/14
63765	UBS AG	HSI R Bull CBBC Dec 2015 Q	0.2500	25,850 per 12,000 units	26,150 per 12,000 units	2015/12/30	200,000,000	2015/05/14
63750	UBS AG	HSI R Bull CBBC Dec 2015 R	0.2500	26,450 per 12,000 units	26,750 per 12,000 units	2015/12/30	200,000,000	2015/05/14
63758	UBS AG	HSI R Bull CBBC Jan 2016 O	0.2500	26,150 per 12,000 units	26,450 per 12,000 units	2016/01/28	200,000,000	2015/05/14
63772	UBS AG	HSI R Bull CBBC Jan 2016 P	0.2500	25,250 per 12,000 units	25,550 per 12,000 units	2016/01/28	200,000,000	2015/05/14
63771	UBS AG	HSI R Bull CBBC Feb 2016 I	0.2500	25,550 per 12,000 units	25,850 per 12,000 units	2016/02/26	200,000,000	2015/05/14
63886	UBS AG	HSI R Bear CBBC Aug 2015 Q	0.2500	27,600 per 10,000 units	27,300 per 10,000 units	2015/08/28	200,000,000	2015/05/14
63888	UBS AG	HSI R Bear CBBC Sep 2015 Q	0.2500	27,650 per 10,000 units	27,450 per 10,000 units	2015/09/29	200,000,000	2015/05/14
63889	UBS AG	HSI R Bear CBBC Sep 2015 R	0.2500	27,900 per 10,000 units	27,600 per 10,000 units	2015/09/29	200,000,000	2015/05/14
63893	UBS AG	HSI R Bear CBBC Sep 2015 S	0.2500	28,050 per 10,000 units	27,850 per 10,000 units	2015/09/29	200,000,000	2015/05/14
63898	UBS AG	HSI R Bear CBBC Sep 2015 T	0.2500	28,300 per 10,000 units	28,000 per 10,000 units	2015/09/29	200,000,000	2015/05/14
63986	BNP Paribas Arbit Issu B.V.	HSI R Bear CBBC Oct 2015 F	0.2500	27,700 per 10,000 units	27,500 per 10,000 units	2015/10/29	200,000,000	2015/05/15
64009	Credit Suisse AG	China Mobile R Bear CBBC Nov 2015 A	0.2500	115.20 per 100 units	112.20 per 100 units	2015/11/24	80,000,000	2015/05/15
64011	Credit Suisse AG	China Life R Bull CBBC Jan 2016 C	0.2500	33.80 per 100 units	34.80 per 100 units	2016/01/26	80,000,000	2015/05/15
64004	Credit Suisse AG	CSOP A50 ETF R Bear CBBC Oct 2015 C	0.2500	17.9000	17.5000	2015/10/27	100,000,000	2015/05/15
64005	Credit Suisse AG	A50 China R Bear CBBC Oct 2015 B	0.2500	16.3800	15.9800	2015/10/27	100,000,000	2015/05/15
64006	Credit Suisse AG	HKEx R Bull CBBC Nov 2015 D	0.2500	269.20 per 100 units	277.20 per 100 units	2015/11/24	100,000,000	2015/05/15
64007	Credit Suisse AG	HKEx R Bear CBBC Nov 2015 C	0.2500	300.90 per 100 units	292.90 per 100 units	2015/11/24	100,000,000	2015/05/15
64002	Credit Suisse AG	HSI R Bull CBBC Nov 2015 Q	0.2500	27,100 per 10,000 units	27,350 per 10,000 units	2015/11/27	238,000,000	2015/05/15
64022	Credit Suisse AG	HSI R Bull CBBC Nov 2015 R	0.2500	27,277 per 12,000 units	27,577 per 12,000 units	2015/11/27	238,000,000	2015/05/15
63997	Credit Suisse AG	HSI R Bear CBBC Sep 2015 F	0.2500	28,350 per 10,000 units	28,050 per 10,000 units	2015/09/29	238,000,000	2015/05/15
63987	Credit Suisse AG	HSI R Bear CBBC Sep 2015 Q	0.2500	27,600 per 10,000 units	27,350 per 10,000 units	2015/09/29	238,000,000	2015/05/15
63989	Credit Suisse AG	HSI R Bear CBBC Sep 2015 S	0.2500	27,850 per 10,000 units	27,550 per 10,000 units	2015/09/29	238,000,000	2015/05/15
64010	Credit Suisse AG	Ping An R Bull CBBC Dec 2015 E	0.2500	101.50 per 100 units	105.50 per 100 units	2015/12/22	100,000,000	2015/05/15
64017	Bank of East Asia	A50 China R Bull CBBC Apr 2016 A	0.2500	13.3800	13.8000	2016/04/22	80,000,000	2015/05/15
64019	Bank of East Asia	HKEx R Bull CBBC Mar 2016 B	0.3500	248.80 per 100 units	255.80 per 100 units	2016/03/31	40,000,000	2015/05/15
64080	Bank of East Asia	HS H-SH ETF R Bull CBBC May 2016 A	0.2500	125 per 100 units	128.28 per 100 units	2016/05/24	40,000,000	2015/05/15
64018	Bank of East Asia	HSBC Holdings R Bull CBBC Apr 2016 A	0.2500	63.80 per 100 units	66.80 per 100 units	2016/04/26	80,000,000	2015/05/15

Newly listed callable bull/bear contracts (continued)

Code	Issuer	Name of issue	Issue prices (HK\$)	Strike price (HKD) / Strike level per 10 units	Call price (HKD) / Call level per 10 units	Expiry date	No. of issue (units)	Listing date
64081	Bank of East Asia	Haitong Sec R Bull CBBC Feb 2016 A	0.6000	18.8370	19.8370	2016/02/29	30,000,000	2015/05/15
63956	HK Bank	Sinopec Corp R Bear CBBC Jul 2016 A	0.2500	7.9800	7.6800	2016/07/25	40,000,000	2015/05/15
63955	HK Bank	HKEx R Bull CBBC Jul 2016 A	0.4400	238.88 per 100 units	243.88 per 100 units	2016/07/11	100,000,000	2015/05/15
63953	HK Bank	HSCEI R Bear CBBC Apr 2016 F	0.2500	14,388 per 10,000 units	14,188 per 10,000 units	2016/04/28	68,000,000	2015/05/15
63945	HK Bank	HSI R Bull CBBC Jun 2016 A	0.2500	25,078 per 20,000 units	25,328 per 20,000 units	2016/06/29	400,000,000	2015/05/15
63952	HK Bank	HSI R Bear CBBC Apr 2016 J	0.2500	27,788 per 15,000 units	27,588 per 15,000 units	2016/04/28	100,000,000	2015/05/15
63954	HK Bank	TCH R Bear CBBC Feb 2016 F	0.2500	160.88 per 100 units	158.88 per 100 units	2016/02/05	100,000,000	2015/05/15
64048	J P Morgan SP BV	HSI R Bull CBBC Nov 2015 Z	0.2500	26,850 per 10,000 units	27,050 per 10,000 units	2015/11/27	200,000,000	2015/05/15
64046	J P Morgan SP BV	HSI R Bull CBBC Jan 2016 V	0.2500	27,200 per 10,000 units	27,400 per 10,000 units	2016/01/28	200,000,000	2015/05/15
63957	J P Morgan SP BV	HSI R Bear CBBC Aug 2015 I	0.2500	27,600 per 10,000 units	27,400 per 10,000 units	2015/08/28	200,000,000	2015/05/15
63961	J P Morgan SP BV	HSI R Bear CBBC Aug 2015 J	0.2500	27,800 per 10,000 units	27,600 per 10,000 units	2015/08/28	200,000,000	2015/05/15
64044	Standard Chartered Bank	HSI R Bull CBBC Aug 2015 C	0.2500	26,980 per 20,000 units	27,280 per 20,000 units	2015/08/28	100,000,000	2015/05/15
63991	Standard Chartered Bank	HSI R Bear CBBC Aug 2015 U	0.2500	27,780 per 15,000 units	27,480 per 15,000 units	2015/08/28	100,000,000	2015/05/15
63993	Standard Chartered Bank	HSI R Bear CBBC Aug 2015 V	0.2500	28,280 per 20,000 units	27,980 per 20,000 units	2015/08/28	100,000,000	2015/05/15
64014	SGA Societe Generale Acceptance NV	HSCEI R Bull CBBC Feb 16E	0.2500	13,608 per 10,000 units	13,808 per 10,000 units	2016/02/26	200,000,000	2015/05/15
64015	SGA Societe Generale Acceptance NV	HSCEI R Bear CBBC Oct 15H	0.2500	14,288 per 10,000 units	14,088 per 10,000 units	2015/10/29	200,000,000	2015/05/15
64016	SGA Societe Generale Acceptance NV	HSCEI R Bear CBBC Nov 15E	0.2500	14,888 per 10,000 units	14,688 per 10,000 units	2015/11/27	200,000,000	2015/05/15
63963	SGA Societe Generale Acceptance N.V.	HSI R Bull CBBC Jan 16 P	0.2500	27,108 per 10,000 units	27,208 per 10,000 units	2016/01/28	200,000,000	2015/05/15
64013	SGA Societe Generale Acceptance N.V.	HSI R Bull CBBC Feb 16 N	0.2500	27,308 per 10,000 units	27,408 per 10,000 units	2016/02/26	200,000,000	2015/05/15
63964	SGA Societe Generale Acceptance N.V.	HSI R Bear CBBC Sep 15 F	0.2500	27,488 per 10,000 units	27,388 per 10,000 units	2015/09/29	200,000,000	2015/05/15
63976	SGA Societe Generale Acceptance N.V.	HSI R Bear CBBC Oct 15 U	0.2500	27,688 per 10,000 units	27,588 per 10,000 units	2015/10/29	200,000,000	2015/05/15
63981	SGA Societe Generale Acceptance N.V.	HSI R Bear CBBC Nov 15 S	0.2500	28,400 per 20,000 units	28,300 per 20,000 units	2015/11/27	400,000,000	2015/05/15
64039	UBS AG	HKEx R Bull CBBC Oct 2015 E	0.4900	235 per 100 units	250 per 100 units	2015/10/19	200,000,000	2015/05/15
64041	UBS AG	HSCEI R Bull CBBC Jan 2016 B	0.2500	13,200 per 10,000 units	13,400 per 10,000 units	2016/01/28	200,000,000	2015/05/15
64060	UBS AG	HSI R Bull CBBC Nov 2015 L	0.2500	26,050 per 12,000 units	26,350 per 12,000 units	2015/11/27	200,000,000	2015/05/15
64059	UBS AG	HSI R Bull CBBC Nov 2015 Y	0.2500	26,350 per 12,000 units	26,650 per 12,000 units	2015/11/27	200,000,000	2015/05/15
64053	UBS AG	HSI R Bull CBBC Dec 2015 T	0.2500	27,100 per 10,000 units	27,400 per 10,000 units	2015/12/30	200,000,000	2015/05/15
64077	UBS AG	HSI R Bull CBBC Dec 2015 U	0.2500	25,450 per 12,000 units	25,750 per 12,000 units	2015/12/30	200,000,000	2015/05/15
64058	UBS AG	HSI R Bull CBBC Jan 2016 Q	0.2500	27,050 per 10,000 units	27,250 per 10,000 units	2016/01/28	200,000,000	2015/05/15
64078	UBS AG	HSI R Bull CBBC Jan 2016 R	0.2500	27,350 per 10,000 units	27,550 per 10,000 units	2016/01/28	200,000,000	2015/05/15
64031	UBS AG	HSI R Bear CBBC Sep 2015 U	0.2500	27,800 per 10,000 units	27,500 per 10,000 units	2015/09/29	200,000,000	2015/05/15
64024	UBS AG	HSI R Bear CBBC Oct 2015 D	0.2500	27,590 per 12,000 units	27,290 per 12,000 units	2015/10/29	200,000,000	2015/05/15
64032	UBS AG	HSI R Bear CBBC Oct 2015 E	0.2500	27,550 per 10,000 units	27,350 per 10,000 units	2015/10/29	200,000,000	2015/05/15
64037	UBS AG	HSI R Bear CBBC Oct 2015 F	0.2500	28,000 per 10,000 units	27,700 per 10,000 units	2015/10/29	200,000,000	2015/05/15
64108	Credit Suisse AG	HSI R Bull CBBC Dec 2015 O	0.2500	27,050 per 10,000 units	27,300 per 10,000 units	2015/12/30	238,000,000	2015/05/18
64109	Credit Suisse AG	HSI R Bull CBBC Dec 2015 P	0.2500	27,150 per 10,000 units	27,450 per 10,000 units	2015/12/30	238,000,000	2015/05/18
64136	Credit Suisse AG	HSI R Bull CBBC Dec 2015 Q	0.2500	27,418 per 12,000 units	27,718 per 12,000 units	2015/12/30	238,000,000	2015/05/18
64084	Credit Suisse AG	HSI R Bear CBBC Aug 2015 O	0.2500	27,850 per 10,000 units	27,600 per 10,000 units	2015/08/28	238,000,000	2015/05/18
64100	Credit Suisse AG	HSI R Bear CBBC Aug 2015 P	0.2500	28,178 per 10,000 units	27,878 per 10,000 units	2015/08/28	238,000,000	2015/05/18
64139	J P Morgan SP BV	HSI R Bull CBBC Dec 2015 Z	0.2500	27,500 per 10,000 units	27,700 per 10,000 units	2015/12/30	200,000,000	2015/05/18
64140	J P Morgan SP BV	HSI R Bull CBBC Jan 2016 W	0.2500	27,088 per 10,000 units	27,288 per 10,000 units	2016/01/28	200,000,000	2015/05/18
64141	J P Morgan SP BV	HSI R Bear CBBC Aug 2015 K	0.2500	28,088 per 10,000 units	27,888 per 10,000 units	2015/08/28	200,000,000	2015/05/18
64142	J P Morgan SP BV	HSI R Bear CBBC Aug 2015 L	0.2500	28,400 per 10,000 units	28,200 per 10,000 units	2015/08/28	200,000,000	2015/05/18

Newly listed callable bull/bear contracts (continued)

Code	Issuer	Name of issue	Issue prices (HK\$)	Strike price (HKD) / Strike level per 10 units	Call price (HKD) / Call level per 10 units	Expiry date	No. of issue (units)	Listing date
64121	Standard Chartered Bank	HSI R Bull CBBC Aug 2015 D	0.2500	27,380 per 20,000 units	27,680 per 20,000 units	2015/08/28	100,000,000	2015/05/18
64133	Standard Chartered Bank	HSI R Bear CBBC Aug 2015 W	0.2500	28,380 per 15,000 units	28,080 per 15,000 units	2015/08/28	100,000,000	2015/05/18
64135	Standard Chartered Bank	HSI R Bear CBBC Aug 2015 X	0.2500	28,580 per 20,000 units	28,280 per 20,000 units	2015/08/28	100,000,000	2015/05/18
64085	SGA Societe Generale Acceptance N.V.	HSI R Bull CBBC Feb 16 O	0.2500	27,558 per 10,000 units	27,658 per 10,000 units	2016/02/26	200,000,000	2015/05/18
64089	SGA Societe Generale Acceptance N.V.	HSI R Bear CBBC Oct 15 G	0.2500	28,088 per 10,000 units	27,988 per 10,000 units	2015/10/29	200,000,000	2015/05/18
64143	UBS AG	HSI R Bull CBBC Jan 2016 S	0.2500	27,418 per 12,000 units	27,718 per 12,000 units	2016/01/28	200,000,000	2015/05/18
64145	UBS AG	HSI R Bull CBBC Feb 2016 J	0.2500	27,200 per 10,000 units	27,500 per 10,000 units	2016/02/26	200,000,000	2015/05/18
64149	UBS AG	HSI R Bull CBBC Feb 2016 K	0.2500	27,150 per 10,000 units	27,350 per 10,000 units	2016/02/26	200,000,000	2015/05/18
64098	UBS AG	HSI R Bear CBBC Sep 2015 V	0.2500	27,878 per 12,000 units	27,578 per 12,000 units	2015/09/29	200,000,000	2015/05/18
64197	BNP Paribas Arbit Issu B.V.	HSI R Bull CBBC Jan 2016 J	0.2500	27,500 per 10,000 units	27,700 per 10,000 units	2016/01/28	200,000,000	2015/05/19
64201	BNP Paribas Arbit Issu B.V.	HSI R Bull CBBC Jan 2016 K	0.2500	27,400 per 10,000 units	27,600 per 10,000 units	2016/01/28	200,000,000	2015/05/19
64188	Credit Suisse AG	HSI R Bull CBBC Jan 2016 F	0.2500	27,200 per 10,000 units	27,400 per 10,000 units	2016/01/28	238,000,000	2015/05/19
64190	Credit Suisse AG	HSI R Bull CBBC Jan 2016 G	0.2500	27,388 per 12,000 units	27,688 per 12,000 units	2016/01/28	238,000,000	2015/05/19
64191	Credit Suisse AG	HSI R Bear CBBC Oct 2015 U	0.2500	28,279 per 10,000 units	27,979 per 10,000 units	2015/10/29	238,000,000	2015/05/19
64237	Credit Suisse AG	HSI R Bear CBBC Oct 2015 V	0.2500	27,900 per 10,000 units	27,650 per 10,000 units	2015/10/29	238,000,000	2015/05/19
64240	Credit Suisse AG	HSI R Bear CBBC Oct 2015 W	0.2500	27,708 per 12,000 units	27,408 per 12,000 units	2015/10/29	238,000,000	2015/05/19
64160	HK Bank	A50 R Bull CBBC Feb 2016 L	0.2500	14.5800	14.7800	2016/02/04	200,000,000	2015/05/19
64159	HK Bank	HKEx R Bull CBBC Jan 2016 H	0.2500	273.88 per 100 units	278.88 per 100 units	2016/01/13	100,000,000	2015/05/19
64158	HK Bank	HKEx R Bear CBBC Jul 2016 B	0.7000	353.88 per 100 units	348.88 per 100 units	2016/07/18	50,000,000	2015/05/19
64156	HK Bank	HSI R Bull CBBC Dec 2015 E	0.2500	27,388 per 15,000 units	27,588 per 15,000 units	2015/12/30	100,000,000	2015/05/19
64155	HK Bank	HSI R Bull CBBC Mar 2016 I	0.2500	26,888 per 15,000 units	27,088 per 15,000 units	2016/03/30	100,000,000	2015/05/19
64153	HK Bank	TCH R Bull CBBC Apr 2016 A	0.2500	151.88 per 100 units	153.88 per 100 units	2016/04/25	100,000,000	2015/05/19
64161	J P Morgan SP BV	HSI R Bull CBBC Jan 2016 X	0.2500	27,388 per 10,000 units	27,588 per 10,000 units	2016/01/28	200,000,000	2015/05/19
64252	J P Morgan SP BV	HSI R Bull CBBC Feb 2016 U	0.2500	26,750 per 10,000 units	26,950 per 10,000 units	2016/02/26	200,000,000	2015/05/19
64253	J P Morgan SP BV	HSI R Bear CBBC Aug 2015 M	0.2500	27,688 per 10,000 units	27,488 per 10,000 units	2015/08/28	200,000,000	2015/05/19
64257	J P Morgan SP BV	HSI R Bear CBBC Aug 2015 N	0.2500	27,988 per 10,000 units	27,788 per 10,000 units	2015/08/28	200,000,000	2015/05/19
64202	Standard Chartered Bank	HSI R Bull CBBC Aug 2015 F	0.2500	26,180 per 15,000 units	26,480 per 15,000 units	2015/08/28	100,000,000	2015/05/19
64205	Standard Chartered Bank	HSI R Bull CBBC Aug 2015 H	0.2500	27,180 per 15,000 units	27,480 per 15,000 units	2015/08/28	100,000,000	2015/05/19
64207	Standard Chartered Bank	HSI R Bear CBBC Aug 2015 Y	0.2500	28,080 per 15,000 units	27,780 per 15,000 units	2015/08/28	100,000,000	2015/05/19
64214	Standard Chartered Bank	HSI R Bear CBBC Aug 2015 Z	0.2500	28,680 per 15,000 units	28,380 per 15,000 units	2015/08/28	100,000,000	2015/05/19
64163	SGA Societe Generale Acceptance N.V.	HSI R Bull CBBC Jan 16 Q	0.2500	27,508 per 10,000 units	27,608 per 10,000 units	2016/01/28	200,000,000	2015/05/19
64168	SGA Societe Generale Acceptance N.V.	HSI R Bull CBBC Jan 16 U	0.2500	27,608 per 10,000 units	27,708 per 10,000 units	2016/01/28	200,000,000	2015/05/19
64220	UBS AG	HSI R Bull CBBC Dec 2015 V	0.2500	27,400 per 10,000 units	27,700 per 10,000 units	2015/12/30	200,000,000	2015/05/19
64234	UBS AG	HSI R Bull CBBC Jan 2016 T	0.2500	26,888 per 12,000 units	27,188 per 12,000 units	2016/01/28	200,000,000	2015/05/19
64244	UBS AG	HSI R Bear CBBC Aug 2015 R	0.2500	27,708 per 10,000 units	27,408 per 10,000 units	2015/08/28	200,000,000	2015/05/19
64512	BNP Paribas Arbit Issu B.V.	HSCEI R Bear CBBC Dec 2015 N	0.2500	14,200 per 10,000 units	14,000 per 10,000 units	2015/12/30	100,000,000	2015/05/20
64508	BNP Paribas Arbit Issu B.V.	HSI R Bull CBBC Jan 2016 L	0.2500	27,000 per 10,000 units	27,200 per 10,000 units	2016/01/28	200,000,000	2015/05/20
64312	Credit Suisse AG	HSI R Bull CBBC Nov 2015 S	0.2500	26,950 per 10,000 units	27,200 per 10,000 units	2015/11/27	238,000,000	2015/05/20
64311	Credit Suisse AG	HSI R Bull CBBC Nov 2015 Z	0.2500	27,144 per 12,000 units	27,444 per 12,000 units	2015/11/27	238,000,000	2015/05/20
64391	Credit Suisse AG	HSI R Bear CBBC Aug 2015 R	0.2500	27,550 per 12,000 units	27,250 per 12,000 units	2015/08/28	238,000,000	2015/05/20
64456	Credit Suisse AG	HSI R Bear CBBC Aug 2015 S	0.2500	27,775 per 10,000 units	27,525 per 10,000 units	2015/08/28	238,000,000	2015/05/20
64272	HK Bank	China Mobile R Bull CBBC Feb 2016 C	0.2500	91.38 per 100 units	93.38 per 100 units	2016/02/01	120,000,000	2015/05/20
64279	HK Bank	China Mobile R Bear CBBC Feb 2016 B	0.2500	115.88 per 100 units	113.88 per 100 units	2016/02/15	60,000,000	2015/05/20

Newly listed callable bull/bear contracts (continued)

Code	Issuer	Name of issue	Issue prices (HK\$)	Strike price (HKD) / Strike level per 10 units	Call price (HKD) / Call level per 10 units	Expiry date	No. of issue (units)	Listing date
64295	HK Bank	CITIC Sec R Bull CBBC Apr 2016 A	0.7500	26.0000	28.0000	2016/04/29	60,000,000	2015/05/20
64277	HK Bank	Sinopec Corp R Bull CBBC Jan 2016 B	0.2500	5.2300	5.5300	2016/01/11	80,000,000	2015/05/20
64291	HK Bank	CSOP A50 ETF R Bear CBBC Feb 2016 F	0.2500	19.3800	19.1800	2016/02/29	40,000,000	2015/05/20
64294	HK Bank	A50 R Bear CBBC Mar 2016 C	0.2500	16.1800	15.9800	2016/03/07	50,000,000	2015/05/20
64268	HK Bank	HKEx R Bull CBBC Jul 2016 B	0.6000	228.88 per 100 units	233.88 per 100 units	2016/07/11	100,000,000	2015/05/20
64263	HK Bank	HSCEI R Bull CBBC Apr 2016 B	0.2500	12,288 per 10,000 units	12,488 per 10,000 units	2016/04/28	100,000,000	2015/05/20
64271	HK Bank	Ping An R Bull CBBC Feb 2016 D	0.2500	105.38 per 100 units	107.88 per 100 units	2016/02/17	188,000,000	2015/05/20
64267	HK Bank	TCH R Bull CBBC Feb 2016 E	0.2500	143.88 per 100 units	145.88 per 100 units	2016/02/15	100,000,000	2015/05/20
64386	J P Morgan SP BV	HSI R Bull CBBC Dec 2015 H	0.2500	27,188 per 10,000 units	27,388 per 10,000 units	2015/12/30	200,000,000	2015/05/20
64387	J P Morgan SP BV	HSI R Bull CBBC Dec 2015 X	0.2500	27,000 per 10,000 units	27,200 per 10,000 units	2015/12/30	200,000,000	2015/05/20
64473	J P Morgan SP BV	HSI R Bull CBBC Jan 2016 Y	0.2500	26,550 per 10,000 units	26,750 per 10,000 units	2016/01/28	200,000,000	2015/05/20
64474	J P Morgan SP BV	HSI R Bear CBBC Aug 2015 P	0.2500	27,450 per 10,000 units	27,250 per 10,000 units	2015/08/28	200,000,000	2015/05/20
64494	J P Morgan SP BV	HSI R Bear CBBC Sep 2015 L	0.2500	27,788 per 10,000 units	27,588 per 10,000 units	2015/09/29	200,000,000	2015/05/20
64460	Standard Chartered Bank	HSI R Bear CBBC Aug 2015 A	0.2500	27,880 per 15,000 units	27,580 per 15,000 units	2015/08/28	100,000,000	2015/05/20
64463	Standard Chartered Bank	TCH R Bear CBBC Nov 2015 A	0.2600	183.80 per 100 units	178.80 per 100 units	2015/11/11	80,000,000	2015/05/20
64385	UBS AG	HSCEI R Bear CBBC Oct 2015 F	0.2500	14,300 per 10,000 units	14,100 per 10,000 units	2015/10/29	200,000,000	2015/05/20
64504	UBS AG	HSCEI R Bear CBBC Oct 2015 G	0.2500	14,100 per 10,000 units	13,900 per 10,000 units	2015/10/29	200,000,000	2015/05/20
64320	UBS AG	HSI R Bull CBBC Dec 2015 M	0.2500	26,250 per 12,000 units	26,550 per 12,000 units	2015/12/30	200,000,000	2015/05/20
64351	UBS AG	HSI R Bull CBBC Dec 2015 N	0.2500	25,150 per 12,000 units	25,450 per 12,000 units	2015/12/30	200,000,000	2015/05/20
64315	UBS AG	HSI R Bull CBBC Jan 2016 U	0.2500	27,147 per 12,000 units	27,447 per 12,000 units	2016/01/28	200,000,000	2015/05/20
64341	UBS AG	HSI R Bull CBBC Jan 2016 V	0.2500	25,900 per 10,000 units	26,200 per 10,000 units	2016/01/28	200,000,000	2015/05/20
64342	UBS AG	HSI R Bull CBBC Jan 2016 W	0.2500	25,750 per 12,000 units	26,050 per 12,000 units	2016/01/28	200,000,000	2015/05/20
64344	UBS AG	HSI R Bull CBBC Feb 2016 L	0.2500	25,350 per 12,000 units	25,650 per 12,000 units	2016/02/26	200,000,000	2015/05/20
64366	UBS AG	HSI R Bull CBBC Feb 2016 M	0.2500	26,900 per 10,000 units	27,200 per 10,000 units	2016/02/26	200,000,000	2015/05/20
64497	UBS AG	HSI R Bear CBBC Sep 2015 W	0.2500	27,450 per 10,000 units	27,250 per 10,000 units	2015/09/29	200,000,000	2015/05/20
64500	UBS AG	HSI R Bear CBBC Sep 2015 X	0.2500	27,750 per 10,000 units	27,550 per 10,000 units	2015/09/29	200,000,000	2015/05/20
64542	BNP Paribas Arbit Issu B.V.	HSI R Bull CBBC Jan 2016 M	0.2500	27,100 per 10,000 units	27,300 per 10,000 units	2016/01/28	200,000,000	2015/05/21
64525	BNP Paribas Arbit Issu B.V.	HSI R Bear CBBC Oct 2015 G	0.2500	27,500 per 10,000 units	27,300 per 10,000 units	2015/10/29	200,000,000	2015/05/21
64558	Credit Suisse AG	China Mobile R Bull CBBC Dec 2015 A	0.2500	88.10 per 100 units	90.20 per 100 units	2015/12/22	80,000,000	2015/05/21
64564	Credit Suisse AG	China Mobile R Bull CBBC Dec 2015 B	0.2500	98.80 per 100 units	101.10 per 100 units	2015/12/22	80,000,000	2015/05/21
64554	Credit Suisse AG	China Life R Bull CBBC Dec 2015 A	0.2500	29.30 per 100 units	30.30 per 100 units	2015/12/22	80,000,000	2015/05/21
64566	Credit Suisse AG	HSI R Bull CBBC Oct 2015 E	0.2500	27,030 per 12,000 units	27,330 per 12,000 units	2015/10/29	238,000,000	2015/05/21
64568	Credit Suisse AG	HSI R Bull CBBC Oct 2015 G	0.2500	26,800 per 10,000 units	27,050 per 10,000 units	2015/10/29	238,000,000	2015/05/21
64519	Credit Suisse AG	HSI R Bull CBBC Dec 2015 R	0.2500	25,155 per 20,000 units	25,555 per 20,000 units	2015/12/30	238,000,000	2015/05/21
64521	Credit Suisse AG	HSI R Bear CBBC Aug 2015 H	0.2500	27,550 per 10,000 units	27,300 per 10,000 units	2015/08/28	238,000,000	2015/05/21
64572	Credit Suisse AG	HSI R Bear CBBC Aug 2015 U	0.2500	27,750 per 10,000 units	27,500 per 10,000 units	2015/08/28	238,000,000	2015/05/21
64520	Credit Suisse AG	HSI R Bear CBBC Dec 2015 G	0.2500	30,050 per 20,000 units	29,650 per 20,000 units	2015/12/30	238,000,000	2015/05/21
64552	Credit Suisse AG	Ping An R Bull CBBC Dec 2015 F	0.2500	86.18 per 100 units	90.18 per 100 units	2015/12/22	100,000,000	2015/05/21
64557	Credit Suisse AG	TCH R Bull CBBC Dec 2015 A	0.2500	152.80 per 100 units	156 per 100 units	2015/12/22	100,000,000	2015/05/21
64615	J P Morgan SP BV	HSCEI R Bull CBBC Dec 2015 F	0.2500	13,600 per 10,000 units	13,800 per 10,000 units	2015/12/30	100,000,000	2015/05/21
64579	J P Morgan SP BV	HSI R Bull CBBC Dec 2015 J	0.2500	27,100 per 10,000 units	27,300 per 10,000 units	2015/12/30	200,000,000	2015/05/21
64593	J P Morgan SP BV	HSI R Bull CBBC Jan 2016 Z	0.2500	26,450 per 10,000 units	26,650 per 10,000 units	2016/01/28	200,000,000	2015/05/21
64585	J P Morgan SP BV	HSI R Bull CBBC Mar 2016 C	0.2500	25,700 per 10,000 units	25,900 per 10,000 units	2016/03/30	200,000,000	2015/05/21

Newly listed callable bull/bear contracts (continued)

Code	Issuer	Name of issue	Issue prices (HK\$)	Strike price (HKD) / Strike level per 10 units	Call price (HKD) / Call level per 10 units	Expiry date	No. of issue (units)	Listing date
64586	J P Morgan SP BV	HSI R Bull CBBC Mar 2016 D	0.2500	25,300 per 10,000 units	25,500 per 10,000 units	2016/03/30	200,000,000	2015/05/21
64517	J P Morgan SP BV	HSI R Bear CBBC Aug 2015 Q	0.2500	27,500 per 10,000 units	27,300 per 10,000 units	2015/08/28	200,000,000	2015/05/21
64608	J P Morgan SP BV	HSI R Bear CBBC Sep 2015 M	0.2500	27,888 per 10,000 units	27,688 per 10,000 units	2015/09/29	200,000,000	2015/05/21
64541	SGA Societe Generale Acceptance N.V.	HKEx R Bull CBBC Jan16D	0.5000	230.88 per 100 units	235.88 per 100 units	2016/01/28	200,000,000	2015/05/21
64531	SGA Societe Generale Acceptance N.V.	HKEx R Bull CBBC Feb16D	0.6000	220.88 per 100 units	225.88 per 100 units	2016/02/26	200,000,000	2015/05/21
64529	SGA Societe Generale Acceptance N.V.	HKEx R Bull CBBC Mar16C	0.7000	210.88 per 100 units	215.88 per 100 units	2016/03/30	200,000,000	2015/05/21
64578	UBS AG	HSCEI R Bull CBBC Dec 2015 K	0.2500	13,500 per 10,000 units	13,700 per 10,000 units	2015/12/30	200,000,000	2015/05/21
64577	UBS AG	HSI R Bull CBBC Mar 2016 A	0.2500	27,030 per 12,000 units	27,330 per 12,000 units	2016/03/30	200,000,000	2015/05/21
64575	UBS AG	HSI R Bear CBBC Aug 2015 S	0.2500	27,600 per 10,000 units	27,300 per 10,000 units	2015/08/28	200,000,000	2015/05/21
64879	BNP Paribas Arbit Issu B.V.	HSI R Bull CBBC Jan 2016 N	0.2500	27,600 per 10,000 units	27,800 per 10,000 units	2016/01/28	200,000,000	2015/05/22
64770	BNP Paribas Arbit Issu B.V.	HSI R Bull CBBC Jan 2016 Y	0.2500	27,200 per 10,000 units	27,400 per 10,000 units	2016/01/28	200,000,000	2015/05/22
64862	BNP Paribas Arbit Issu B.V.	HSI R Bull CBBC Jan 2016 Z	0.2500	27,300 per 10,000 units	27,500 per 10,000 units	2016/01/28	200,000,000	2015/05/22
64691	BNP Paribas Arbit Issu B.V.	HSI R Bear CBBC Oct 2015 H	0.2500	27,600 per 10,000 units	27,400 per 10,000 units	2015/10/29	200,000,000	2015/05/22
64771	BNP Paribas Arbit Issu B.V.	HSI R Bear CBBC Oct 2015 I	0.2500	27,700 per 10,000 units	27,500 per 10,000 units	2015/10/29	200,000,000	2015/05/22
64776	BNP Paribas Arbit Issu B.V.	HSI R Bear CBBC Oct 2015 J	0.2500	27,800 per 10,000 units	27,600 per 10,000 units	2015/10/29	200,000,000	2015/05/22
64781	BNP Paribas Arbit Issu B.V.	HSI R Bear CBBC Oct 2015 K	0.2500	27,900 per 10,000 units	27,700 per 10,000 units	2015/10/29	200,000,000	2015/05/22
64785	BNP Paribas Arbit Issu B.V.	HSI R Bear CBBC Oct 2015 L	0.2500	28,000 per 10,000 units	27,800 per 10,000 units	2015/10/29	200,000,000	2015/05/22
64787	BNP Paribas Arbit Issu B.V.	HSI R Bear CBBC Oct 2015 M	0.2500	28,100 per 10,000 units	27,900 per 10,000 units	2015/10/29	200,000,000	2015/05/22
64750	Credit Suisse AG	BOCL R Bull CBBC Dec 2015 A	0.2500	4.3100	4.5000	2015/12/22	80,000,000	2015/05/22
64748	Credit Suisse AG	CCB R Bull CBBC Dec 2015 A	0.2500	6.4600	6.6600	2015/12/22	80,000,000	2015/05/22
64743	Credit Suisse AG	HKEx R Bull CBBC Dec 2015 E	0.3200	247.50 per 100 units	255.50 per 100 units	2015/12/22	100,000,000	2015/05/22
64768	Credit Suisse AG	HSI R Bull CBBC Oct 2015 A	0.2500	26,950 per 10,000 units	27,250 per 10,000 units	2015/10/29	238,000,000	2015/05/22
64795	Credit Suisse AG	HSI R Bull CBBC Oct 2015 D	0.2500	27,250 per 10,000 units	27,500 per 10,000 units	2015/10/29	238,000,000	2015/05/22
64801	Credit Suisse AG	HSI R Bull CBBC Oct 2015 F	0.2500	27,350 per 10,000 units	27,650 per 10,000 units	2015/10/29	238,000,000	2015/05/22
64814	Credit Suisse AG	HSI R Bull CBBC Oct 2015 J	0.2500	27,522 per 12,000 units	27,822 per 12,000 units	2015/10/29	238,000,000	2015/05/22
64697	Credit Suisse AG	HSI R Bear CBBC Sep 2015 R	0.2500	27,600 per 10,000 units	27,350 per 10,000 units	2015/09/29	238,000,000	2015/05/22
64755	Credit Suisse AG	HSI R Bear CBBC Sep 2015 W	0.2500	27,850 per 10,000 units	27,550 per 10,000 units	2015/09/29	238,000,000	2015/05/22
64756	Credit Suisse AG	HSI R Bear CBBC Sep 2015 X	0.2500	28,050 per 10,000 units	27,800 per 10,000 units	2015/09/29	238,000,000	2015/05/22
64745	Credit Suisse AG	ICBC R Bull CBBC Dec 2015 A	0.2500	5.5000	5.7000	2015/12/22	80,000,000	2015/05/22
64675	HK Bank	ABC R Bear CBBC Aug 2016 A	0.2500	4.7300	4.5800	2016/08/08	40,000,000	2015/05/22
64654	HK Bank	BOCL R Bear CBBC Aug 2016 A	0.2500	5.8300	5.6800	2016/08/08	40,000,000	2015/05/22
64618	HK Bank	CC Bank R Bull CBBC Aug 2016 B	0.2500	6.7300	6.8300	2016/08/22	80,000,000	2015/05/22
64623	HK Bank	CC Bank R Bull CBBC Aug 2016 C	0.2500	6.2300	6.3300	2016/08/29	80,000,000	2015/05/22
64619	HK Bank	CC Bank R Bear CBBC Apr 2016 A	0.2500	8.0800	7.9800	2016/04/25	40,000,000	2015/05/22
64678	HK Bank	Minsheng Bank R Bear CBBC May 2016 A	0.3000	13.7300	13.4800	2016/05/09	40,000,000	2015/05/22
64635	HK Bank	CNOOC R Bear CBBC Jan 2016 A	0.2500	14.1800	13.6800	2016/01/06	40,000,000	2015/05/22
64636	HK Bank	Sinopec Corp R Bull CBBC Feb 2016 B	0.2500	5.6800	5.9800	2016/02/17	80,000,000	2015/05/22
64632	HK Bank	HKEx R Bear CBBC Feb 2016 C	0.2500	295.88 per 100 units	290.88 per 100 units	2016/02/15	50,000,000	2015/05/22
64617	HK Bank	HSCEI R Bear CBBC Mar 2016 F	0.2500	14,188 per 10,000 units	13,988 per 10,000 units	2016/03/30	68,000,000	2015/05/22
64625	HK Bank	HSI R Bull CBBC Mar 2016 J	0.2500	26,598 per 15,000 units	26,798 per 15,000 units	2016/03/30	100,000,000	2015/05/22
64626	HK Bank	HSI R Bull CBBC Mar 2016 K	0.2500	26,098 per 15,000 units	26,298 per 15,000 units	2016/03/30	100,000,000	2015/05/22
64627	HK Bank	HSI R Bear CBBC Jan 2016 D	0.2500	27,588 per 15,000 units	27,388 per 15,000 units	2016/01/28	100,000,000	2015/05/22
64794	J P Morgan SP BV	HSCEI R Bear CBBC Aug 2015 F	0.2500	14,200 per 10,000 units	14,000 per 10,000 units	2015/08/28	100,000,000	2015/05/22

Newly listed callable bull/bear contracts (continued)

Code	Issuer	Name of issue	Issue prices (HK\$)	Strike price (HKD) / Strike level per 10 units	Call price (HKD) / Call level per 10 units	Expiry date	No. of issue (units)	Listing date
64857	J P Morgan SP BV	HSI R Bull CBBC Dec 2015 Y	0.2500	27,622 per 10,000 units	27,822 per 10,000 units	2015/12/30	200,000,000	2015/05/22
64861	J P Morgan SP BV	HSI R Bull CBBC Jan 2016 K	0.2500	27,300 per 10,000 units	27,500 per 10,000 units	2016/01/28	200,000,000	2015/05/22
64850	J P Morgan SP BV	HSI R Bear CBBC Aug 2015 C	0.2500	28,288 per 10,000 units	28,088 per 10,000 units	2015/08/28	200,000,000	2015/05/22
64698	J P Morgan SP BV	HSI R Bear CBBC Aug 2015 R	0.2500	27,600 per 10,000 units	27,400 per 10,000 units	2015/08/28	200,000,000	2015/05/22
64793	J P Morgan SP BV	HSI R Bear CBBC Aug 2015 S	0.2500	27,900 per 10,000 units	27,700 per 10,000 units	2015/08/28	200,000,000	2015/05/22
64788	Standard Chartered Bank	HSI R Bull CBBC Aug 2015 I	0.2500	27,080 per 15,000 units	27,380 per 15,000 units	2015/08/28	100,000,000	2015/05/22
64699	Standard Chartered Bank	HSI R Bear CBBC Aug 2015 B	0.2500	27,680 per 20,000 units	27,380 per 20,000 units	2015/08/28	100,000,000	2015/05/22
64820	SGA Societe Generale Acceptance N.V.	HSI R Bull CBBC Dec 15A	0.2500	27,708 per 10,000 units	27,808 per 10,000 units	2015/12/30	200,000,000	2015/05/22
64726	SGA Societe Generale Acceptance N.V.	HSI R Bull CBBC Jan 16V	0.2500	27,308 per 10,000 units	27,408 per 10,000 units	2016/01/28	200,000,000	2015/05/22
64740	SGA Societe Generale Acceptance N.V.	HSI R Bear CBBC Aug 15F	0.2500	27,888 per 10,000 units	27,788 per 10,000 units	2015/08/28	200,000,000	2015/05/22
64730	SGA Societe Generale Acceptance N.V.	HSI R Bear CBBC Sep 15G	0.2500	27,588 per 10,000 units	27,488 per 10,000 units	2015/09/29	200,000,000	2015/05/22
64741	SGA Societe Generale Acceptance N.V.	HSI R Bear CBBC Oct 15K	0.2500	28,100 per 20,000 units	28,000 per 20,000 units	2015/10/29	400,000,000	2015/05/22
64734	SGA Societe Generale Acceptance N.V.	HSI R Bear CBBC Oct 15S	0.2500	27,738 per 10,000 units	27,638 per 10,000 units	2015/10/29	200,000,000	2015/05/22
64846	UBS AG	HSCEI R Bull CBBC Jan 2016 C	0.2500	13,700 per 10,000 units	13,900 per 10,000 units	2016/01/28	200,000,000	2015/05/22
64824	UBS AG	HSI R Bull CBBC Feb 2016 N	0.2500	27,522 per 12,000 units	27,822 per 12,000 units	2016/02/26	200,000,000	2015/05/22
64845	UBS AG	HSI R Bull CBBC Feb 2016 O	0.2500	27,000 per 10,000 units	27,300 per 10,000 units	2016/02/26	200,000,000	2015/05/22
64829	UBS AG	HSI R Bull CBBC Mar 2016 B	0.2500	27,550 per 10,000 units	27,750 per 10,000 units	2016/03/30	200,000,000	2015/05/22
64832	UBS AG	HSI R Bull CBBC Mar 2016 C	0.2500	27,300 per 10,000 units	27,600 per 10,000 units	2016/03/30	200,000,000	2015/05/22
64839	UBS AG	HSI R Bull CBBC Mar 2016 D	0.2500	27,250 per 10,000 units	27,450 per 10,000 units	2016/03/30	200,000,000	2015/05/22
64710	UBS AG	HSI R Bear CBBC Aug 2015 F	0.2500	27,950 per 10,000 units	27,750 per 10,000 units	2015/08/28	200,000,000	2015/05/22
64711	UBS AG	HSI R Bear CBBC Aug 2015 J	0.2500	28,200 per 10,000 units	27,900 per 10,000 units	2015/08/28	200,000,000	2015/05/22
64702	UBS AG	HSI R Bear CBBC Aug 2015 Q	0.2500	27,650 per 10,000 units	27,450 per 10,000 units	2015/08/28	200,000,000	2015/05/22
64701	UBS AG	HSI R Bear CBBC Sep 2015 Y	0.2500	27,587 per 12,000 units	27,287 per 12,000 units	2015/09/29	200,000,000	2015/05/22
64703	UBS AG	HSI R Bear CBBC Sep 2015 Z	0.2500	27,900 per 10,000 units	27,600 per 10,000 units	2015/09/29	200,000,000	2015/05/22
64971	Credit Suisse AG	HSCEI R Bull CBBC Dec 2015 E	0.2500	13,500 per 10,000 units	13,700 per 10,000 units	2015/12/30	128,000,000	2015/05/26
64984	Credit Suisse AG	HSCEI R Bull CBBC Dec 2015 F	0.2500	13,700 per 10,000 units	13,900 per 10,000 units	2015/12/30	128,000,000	2015/05/26
64986	Credit Suisse AG	HSCEI R Bear CBBC Oct 2015 C	0.2500	14,400 per 10,000 units	14,200 per 10,000 units	2015/10/29	128,000,000	2015/05/26
64991	Credit Suisse AG	HSI R Bull CBBC Nov 2015 N	0.2500	27,400 per 10,000 units	27,600 per 10,000 units	2015/11/27	238,000,000	2015/05/26
65002	Credit Suisse AG	HSI R Bull CBBC Nov 2015 O	0.2500	27,050 per 10,000 units	27,350 per 10,000 units	2015/11/27	238,000,000	2015/05/26
64989	Credit Suisse AG	HSI R Bull CBBC Nov 2015 Y	0.2500	27,550 per 10,000 units	27,800 per 10,000 units	2015/11/27	238,000,000	2015/05/26
65015	Credit Suisse AG	HSI R Bear CBBC Aug 2015 G	0.2500	27,892 per 12,000 units	27,592 per 12,000 units	2015/08/28	238,000,000	2015/05/26
65003	Credit Suisse AG	HSI R Bear CBBC Aug 2015 Z	0.2500	28,050 per 10,000 units	27,750 per 10,000 units	2015/08/28	238,000,000	2015/05/26
64960	HK Bank	China Mobile R Bull CBBC Jan 2016 C	0.2500	103.38 per 100 units	105.38 per 100 units	2016/01/20	120,000,000	2015/05/26
64963	HK Bank	China Mobile R Bull CBBC Feb 2016 D	0.2500	100.88 per 100 units	102.88 per 100 units	2016/02/03	120,000,000	2015/05/26
64905	HK Bank	CSOP A50 ETF R Bear CBBC Feb 2016 G	0.2500	17.3800	17.1800	2016/02/03	40,000,000	2015/05/26
64908	HK Bank	A50 R Bear CBBC Mar 2016 D	0.2500	17.1800	16.9800	2016/03/21	50,000,000	2015/05/26
64928	HK Bank	HKEx R Bull CBBC Feb 2016 C	0.2500	278.88 per 100 units	283.88 per 100 units	2016/02/03	100,000,000	2015/05/26
64942	HK Bank	HKEx R Bull CBBC Jun 2016 F	0.2500	265.88 per 100 units	270.88 per 100 units	2016/06/20	100,000,000	2015/05/26
64886	HK Bank	HSCEI R Bull CBBC Apr 2016 C	0.2500	13,488 per 10,000 units	13,688 per 10,000 units	2016/04/28	100,000,000	2015/05/26
64885	HK Bank	HSCEI R Bear CBBC Apr 2016 G	0.2500	15,788 per 10,000 units	15,588 per 10,000 units	2016/04/28	68,000,000	2015/05/26
64887	HK Bank	HSI R Bull CBBC Dec 2015 F	0.2500	27,498 per 15,000 units	27,698 per 15,000 units	2015/12/30	100,000,000	2015/05/26
64894	HK Bank	HSI R Bull CBBC Apr 2016 H	0.2500	27,298 per 15,000 units	27,498 per 15,000 units	2016/04/28	100,000,000	2015/05/26
64903	HK Bank	HSI R Bear CBBC Jun 2016 C	0.2700	32,978 per 20,000 units	32,728 per 20,000 units	2016/06/29	400,000,000	2015/05/26

Newly listed callable bull/bear contracts (continued)

Code	Issuer	Name of issue	Issue prices (HK\$)	Strike price (HKD) / Strike level per 10 units	Call price (HKD) / Call level per 10 units	Expiry date	No. of issue (units)	Listing date
64884	HK Bank	TCH R Bull CBBC Feb 2016 F	0.2500	155.88 per 100 units	157.88 per 100 units	2016/02/17	100,000,000	2015/05/26
64909	HK Bank	TCH R Bull CBBC Feb 2016 G	0.2500	157.88 per 100 units	159.88 per 100 units	2016/02/24	100,000,000	2015/05/26
64912	HK Bank	TCH R Bull CBBC Feb 2016 H	0.2500	153.88 per 100 units	155.88 per 100 units	2016/02/01	100,000,000	2015/05/26
64882	HK Bank	TCH R Bull CBBC Jun 2016 A	0.2500	145.88 per 100 units	147.88 per 100 units	2016/06/06	100,000,000	2015/05/26
64994	J P Morgan SP BV	HSI R Bull CBBC Dec 2015 Z	0.2500	27,500 per 10,000 units	27,700 per 10,000 units	2015/12/30	200,000,000	2015/05/26
65029	J P Morgan SP BV	HSI R Bull CBBC Jan 2016 N	0.2500	27,200 per 10,000 units	27,400 per 10,000 units	2016/01/28	200,000,000	2015/05/26
65030	J P Morgan SP BV	HSI R Bear CBBC Aug 2015 D	0.2500	27,800 per 10,000 units	27,600 per 10,000 units	2015/08/28	200,000,000	2015/05/26
65031	J P Morgan SP BV	HSI R Bear CBBC Aug 2015 E	0.2500	28,100 per 10,000 units	27,900 per 10,000 units	2015/08/28	200,000,000	2015/05/26
65024	Standard Chartered Bank	HSI R Bull CBBC Aug 2015 G	0.2500	27,280 per 20,000 units	27,580 per 20,000 units	2015/08/28	100,000,000	2015/05/26
65028	Standard Chartered Bank	HSI R Bear CBBC Aug 2015 F	0.2500	28,180 per 15,000 units	27,880 per 15,000 units	2015/08/28	100,000,000	2015/05/26
64997	SGA Societe Generale Acceptance N.V.	HSI R Bull CBBC Jan16 W	0.2500	27,208 per 10,000 units	27,308 per 10,000 units	2016/01/28	200,000,000	2015/05/26
64999	SGA Societe Generale Acceptance N.V.	HSI R Bull CBBC Jan16 X	0.2500	27,408 per 10,000 units	27,508 per 10,000 units	2016/01/28	200,000,000	2015/05/26
64968	SGA Societe Generale Acceptance N.V.	HSI R Bear CBBC Sep15 H	0.2500	27,938 per 10,000 units	27,838 per 10,000 units	2015/09/29	200,000,000	2015/05/26
65016	SGA Societe Generale Acceptance N.V.	HSI R Bear CBBC Sep15 I	0.2500	27,788 per 10,000 units	27,688 per 10,000 units	2015/09/29	200,000,000	2015/05/26
64970	SGA Societe Generale Acceptance N.V.	HSI R Bear CBBC Oct15 W	0.2500	27,988 per 10,000 units	27,888 per 10,000 units	2015/10/29	200,000,000	2015/05/26
65012	UBS AG	HSI R Bull CBBC Feb 2016 P	0.2500	27,500 per 10,000 units	27,800 per 10,000 units	2016/02/26	200,000,000	2015/05/26
65014	UBS AG	HSI R Bull CBBC Feb 2016 Q	0.2500	27,200 per 10,000 units	27,500 per 10,000 units	2016/02/26	200,000,000	2015/05/26
65013	UBS AG	HSI R Bull CBBC Mar 2016 E	0.2500	27,450 per 10,000 units	27,650 per 10,000 units	2016/03/30	200,000,000	2015/05/26
65032	UBS AG	HSI R Bear CBBC Sep 2015 A	0.2500	27,892 per 12,000 units	27,592 per 12,000 units	2015/09/29	200,000,000	2015/05/26
65038	UBS AG	HSI R Bear CBBC Sep 2015 B	0.2500	28,000 per 10,000 units	27,700 per 10,000 units	2015/09/29	200,000,000	2015/05/26
65039	UBS AG	HSI R Bear CBBC Sep 2015 F	0.2500	28,050 per 10,000 units	27,850 per 10,000 units	2015/09/29	200,000,000	2015/05/26
65070	BNP Paribas Arbit Issu B.V.	HSCEI R Bull CBBC Dec 2015 S	0.2500	13,800 per 10,000 units	14,000 per 10,000 units	2015/12/30	100,000,000	2015/05/27
65073	BNP Paribas Arbit Issu B.V.	HSCEI R Bull CBBC Dec 2015 T	0.2500	13,600 per 10,000 units	13,800 per 10,000 units	2015/12/30	100,000,000	2015/05/27
65066	BNP Paribas Arbit Issu B.V.	HSI R Bull CBBC Jan 2016 S	0.2500	27,500 per 10,000 units	27,700 per 10,000 units	2016/01/28	200,000,000	2015/05/27
65067	BNP Paribas Arbit Issu B.V.	HSI R Bull CBBC Jan 2016 T	0.2500	27,400 per 10,000 units	27,600 per 10,000 units	2016/01/28	200,000,000	2015/05/27
65105	Credit Suisse AG	HSI R Bull CBBC Dec 2015 S	0.2500	27,300 per 10,000 units	27,550 per 10,000 units	2015/12/30	238,000,000	2015/05/27
65106	Credit Suisse AG	HSI R Bull CBBC Dec 2015 T	0.2500	27,406 per 12,000 units	27,706 per 12,000 units	2015/12/30	238,000,000	2015/05/27
65055	Credit Suisse AG	HSI R Bear CBBC Sep 2015 B	0.2500	27,850 per 10,000 units	27,650 per 10,000 units	2015/09/29	238,000,000	2015/05/27
65058	Credit Suisse AG	HSI R Bear CBBC Sep 2015 D	0.2500	28,133 per 10,000 units	27,833 per 10,000 units	2015/09/29	238,000,000	2015/05/27
65092	J P Morgan SP BV	HSCEI R Bear CBBC Aug 2015 G	0.2500	14,400 per 10,000 units	14,200 per 10,000 units	2015/08/28	100,000,000	2015/05/27
65120	J P Morgan SP BV	HSI R Bull CBBC Jan 2016 O	0.2500	27,400 per 10,000 units	27,600 per 10,000 units	2016/01/28	200,000,000	2015/05/27
65121	J P Morgan SP BV	HSI R Bull CBBC Feb 2016 V	0.2500	27,050 per 10,000 units	27,250 per 10,000 units	2016/02/26	200,000,000	2015/05/27
65108	J P Morgan SP BV	HSI R Bear CBBC Aug 2015 H	0.2500	28,000 per 10,000 units	27,800 per 10,000 units	2015/08/28	200,000,000	2015/05/27
65115	J P Morgan SP BV	HSI R Bear CBBC Oct 2015 I	0.2500	28,488 per 10,000 units	28,288 per 10,000 units	2015/10/29	200,000,000	2015/05/27
65046	Standard Chartered Bank	HSI R Bear CBBC Aug 2015 G	0.2500	27,980 per 20,000 units	27,680 per 20,000 units	2015/08/28	100,000,000	2015/05/27
65079	SGA Societe Generale Acceptance NV	HSCEI R Bull CBBC Feb16F	0.2500	13,808 per 10,000 units	14,008 per 10,000 units	2016/02/26	200,000,000	2015/05/27
65081	SGA Societe Generale Acceptance NV	HSCEI R Bear CBBC Sep15B	0.2500	14,488 per 10,000 units	14,288 per 10,000 units	2015/09/29	200,000,000	2015/05/27
65082	SGA Societe Generale Acceptance N.V.	HSI R Bull CBBC Feb16 P	0.2500	27,508 per 10,000 units	27,608 per 10,000 units	2016/02/26	200,000,000	2015/05/27
65089	UBS AG	HSCEI R Bull CBBC Feb 2016 A	0.2500	13,900 per 10,000 units	14,100 per 10,000 units	2016/02/26	200,000,000	2015/05/27
65065	UBS AG	HSCEI R Bear CBBC Nov 2015 D	0.2500	14,200 per 10,000 units	14,000 per 10,000 units	2015/11/27	200,000,000	2015/05/27
65104	UBS AG	HSI R Bull CBBC Dec 2015 O	0.2500	27,100 per 10,000 units	27,400 per 10,000 units	2015/12/30	200,000,000	2015/05/27
65101	UBS AG	HSI R Bull CBBC Jan 2016 X	0.2500	27,400 per 10,000 units	27,700 per 10,000 units	2016/01/28	200,000,000	2015/05/27
65102	UBS AG	HSI R Bull CBBC Jan 2016 Y	0.2500	27,350 per 10,000 units	27,550 per 10,000 units	2016/01/28	200,000,000	2015/05/27

Newly listed callable bull/bear contracts (continued)

Code	Issuer	Name of issue	Issue prices (HK\$)	Strike price (HKD) / Strike level per 10 units	Call price (HKD) / Call level per 10 units	Expiry date	No. of issue (units)	Listing date
65061	UBS AG	HSI R Bear CBBC Aug 2015 R	0.2500	28,100 per 10,000 units	27,800 per 10,000 units	2015/08/28	200,000,000	2015/05/27
65060	UBS AG	HSI R Bear CBBC Sep 2015 I	0.2500	27,850 per 10,000 units	27,650 per 10,000 units	2015/09/29	200,000,000	2015/05/27
65083	UBS AG	TCH R Bull CBBC Aug 2016 A	0.2500	141 per 100 units	145 per 100 units	2016/08/29	50,000,000	2015/05/27
65148	Credit Suisse AG	HSI R Bull CBBC Nov 2015 P	0.2500	27,438 per 10,000 units	27,688 per 10,000 units	2015/11/27	238,000,000	2015/05/28
65157	Credit Suisse AG	HSI R Bull CBBC Nov 2015 U	0.2500	27,150 per 10,000 units	27,450 per 10,000 units	2015/11/27	238,000,000	2015/05/28
65161	Credit Suisse AG	HSI R Bear CBBC Aug 2015 F	0.2500	28,000 per 10,000 units	27,700 per 10,000 units	2015/08/28	238,000,000	2015/05/28
65172	Credit Suisse AG	HSI R Bear CBBC Aug 2015 M	0.2500	27,800 per 10,000 units	27,600 per 10,000 units	2015/08/28	238,000,000	2015/05/28
65160	Credit Suisse AG	HSI R Bear CBBC Sep 2015 E	0.2500	28,330 per 10,000 units	28,080 per 10,000 units	2015/09/29	238,000,000	2015/05/28
65171	Bank of East Asia	China Mobile R Bull CBBC Feb 2016 A	0.2500	92 per 100 units	94.50 per 100 units	2016/02/29	60,000,000	2015/05/28
65169	Bank of East Asia	China Life R Bull CBBC May 2016 A	0.4000	34.2000	35.0000	2016/05/17	25,000,000	2015/05/28
65170	Bank of East Asia	CSOP A50 ETF R Bull CBBC Mar 2016 A	0.2500	15.0000	15.3800	2016/03/17	40,000,000	2015/05/28
65164	Bank of East Asia	TCH R Bull CBBC Apr 2016 B	0.2500	140 per 100 units	145 per 100 units	2016/04/13	40,000,000	2015/05/28
65167	Bank of East Asia	TCH R Bear CBBC Apr 2016 A	0.2700	185 per 100 units	178 per 100 units	2016/04/08	40,000,000	2015/05/28
65134	HK Bank	BOCL R Bull CBBC Aug 2016 D	0.2500	4.7800	4.9300	2016/08/29	80,000,000	2015/05/28
65135	HK Bank	CC Bank R Bull CBBC Aug 2016 D	0.2500	7.1300	7.2300	2016/08/15	80,000,000	2015/05/28
65122	HK Bank	Minsheng Bank R Bear CBBC Apr 2016 A	0.2500	11.9300	11.6800	2016/04/27	40,000,000	2015/05/28
65131	HK Bank	CSOP A50 ETF R Bull CBBC Apr 2016 B	0.2500	16.1800	16.3800	2016/04/25	200,000,000	2015/05/28
65137	HK Bank	A50 R Bull CBBC Apr 2016 B	0.2500	14.5800	14.7800	2016/04/25	200,000,000	2015/05/28
65124	HK Bank	HSI R Bull CBBC Apr 2016 I	0.2500	27,098 per 15,000 units	27,298 per 15,000 units	2016/04/28	100,000,000	2015/05/28
65123	HK Bank	HSI R Bear CBBC Apr 2016 K	0.2500	27,988 per 15,000 units	27,788 per 15,000 units	2016/04/28	100,000,000	2015/05/28
65138	HK Bank	TCH R Bull CBBC Jun 2016 B	0.2500	148.88 per 100 units	150.88 per 100 units	2016/06/08	100,000,000	2015/05/28
65178	J P Morgan SP BV	HSI R Bull CBBC Jan 2016 P	0.2500	27,288 per 10,000 units	27,488 per 10,000 units	2016/01/28	200,000,000	2015/05/28
65188	J P Morgan SP BV	HSI R Bear CBBC Aug 2015 I	0.2500	27,788 per 10,000 units	27,588 per 10,000 units	2015/08/28	200,000,000	2015/05/28
65184	J P Morgan SP BV	HSI R Bear CBBC Sep 2015 N	0.2500	28,188 per 10,000 units	27,988 per 10,000 units	2015/09/29	200,000,000	2015/05/28
65139	Standard Chartered Bank	CSOP A50 ETF R Bull CBBC Nov 2015 A	0.2500	14.8800	15.3800	2015/11/20	50,000,000	2015/05/28
65142	Standard Chartered Bank	A50 China R Bull CBBC Nov 2015 A	0.2500	13.3800	13.8800	2015/11/20	50,000,000	2015/05/28
65143	Standard Chartered Bank	HSCEI R Bull CBBC Oct 2015 G	0.2500	13,480 per 10,000 units	13,680 per 10,000 units	2015/10/29	100,000,000	2015/05/28
65150	SGA Societe Generale Acceptance NV	HSCEI R Bull CBBC Dec15G	0.2500	13,608 per 10,000 units	13,808 per 10,000 units	2015/12/30	200,000,000	2015/05/28
65151	SGA Societe Generale Acceptance NV	HSCEI R Bull CBBC Jan16E	0.2500	14,008 per 10,000 units	14,208 per 10,000 units	2016/01/28	200,000,000	2015/05/28
65152	SGA Societe Generale Acceptance N.V.	HSI R Bull CBBC Dec15 Z	0.2500	27,458 per 10,000 units	27,558 per 10,000 units	2015/12/30	200,000,000	2015/05/28
65174	UBS AG	HSI R Bull CBBC Dec 2015 W	0.2500	27,393 per 12,000 units	27,693 per 12,000 units	2015/12/30	200,000,000	2015/05/28
65177	UBS AG	HSI R Bear CBBC Sep 2015 M	0.2500	27,888 per 20,000 units	27,588 per 20,000 units	2015/09/29	200,000,000	2015/05/28
65208	Credit Suisse AG	CSOP A50 ETF R Bull CBBC Nov 2015 B	0.2500	15.9300	16.3300	2015/11/27	100,000,000	2015/05/29
65210	Credit Suisse AG	HSI R Bull CBBC Oct 2015 B	0.2500	27,200 per 10,000 units	27,400 per 10,000 units	2015/10/29	238,000,000	2015/05/29
65209	Credit Suisse AG	HSI R Bull CBBC Oct 2015 H	0.2500	27,274 per 12,000 units	27,574 per 12,000 units	2015/10/29	238,000,000	2015/05/29
65212	Credit Suisse AG	HSI R Bear CBBC Oct 2015 X	0.2500	27,824 per 12,000 units	27,524 per 12,000 units	2015/10/29	238,000,000	2015/05/29
65201	HK Bank	A50 R Bull CBBC Feb 2016 M	0.2500	13.7800	13.9800	2016/02/17	200,000,000	2015/05/29
65202	HK Bank	A50 R Bull CBBC Apr 2016 C	0.2500	12.8800	13.0800	2016/04/11	200,000,000	2015/05/29
65193	HK Bank	HKEEx R Bull CBBC Feb 2016 D	0.3800	251.88 per 100 units	256.88 per 100 units	2016/02/15	100,000,000	2015/05/29
65194	HK Bank	HKEEx R Bull CBBC Feb 2016 E	0.7500	215.88 per 100 units	220.88 per 100 units	2016/02/15	100,000,000	2015/05/29
65203	HK Bank	HSI R Bull CBBC Jan 2016 K	0.2500	27,198 per 15,000 units	27,398 per 15,000 units	2016/01/28	100,000,000	2015/05/29
65190	HK Bank	HSI R Bull CBBC Apr 2016 J	0.2500	25,698 per 15,000 units	25,898 per 15,000 units	2016/04/28	100,000,000	2015/05/29
65191	HK Bank	HSI R Bull CBBC Apr 2016 K	0.2500	25,498 per 15,000 units	25,698 per 15,000 units	2016/04/28	100,000,000	2015/05/29

Newly listed callable bull/bear contracts (continued)

Code	Issuer	Name of issue	Issue prices (HK\$)	Strike price (HKD) / Strike level per 10 units	Call price (HKD) / Call level per 10 units	Expiry date	No. of issue (units)	Listing date
65192	HK Bank	HSI R Bull CBBC Jun 2016 B	0.2500	25,178 per 20,000 units	25,428 per 20,000 units	2016/06/29	200,000,000	2015/05/29
65195	HK Bank	Ping An R Bull CBBC Feb 2016 E	0.2500	107.38 per 100 units	109.88 per 100 units	2016/02/22	188,000,000	2015/05/29
65200	HK Bank	TCH R Bull CBBC Jan 2016 J	0.2500	138.88 per 100 units	140.88 per 100 units	2016/01/18	100,000,000	2015/05/29
65219	J P Morgan SP BV	HSI R Bull CBBC Feb 2016 W	0.2500	27,150 per 10,000 units	27,350 per 10,000 units	2016/02/26	200,000,000	2015/05/29
65220	J P Morgan SP BV	HSI R Bear CBBC Aug 2015 J	0.2500	27,950 per 10,000 units	27,750 per 10,000 units	2015/08/28	200,000,000	2015/05/29
65204	Standard Chartered Bank	HKEx R Bear CBBC Jan 2016 A	0.5600	343 per 100 units	318 per 100 units	2016/01/08	50,000,000	2015/05/29
65205	Standard Chartered Bank	HSBC R Bull CBBC Dec 2015 A	0.2500	62.88 per 100 units	66.88 per 100 units	2015/12/30	50,000,000	2015/05/29
65206	Standard Chartered Bank	HSBC R Bear CBBC Dec 2015 A	0.2500	86.88 per 100 units	82.88 per 100 units	2015/12/11	50,000,000	2015/05/29
65207	Standard Chartered Bank	HSI R Bear CBBC Aug 2015 S	0.2500	27,880 per 15,000 units	27,580 per 15,000 units	2015/08/28	100,000,000	2015/05/29
65214	UBS AG	HSI R Bull CBBC Dec 2015 X	0.2500	27,285 per 12,000 units	27,585 per 12,000 units	2015/12/30	200,000,000	2015/05/29
65215	UBS AG	HSI R Bull CBBC Jan 2016 Z	0.2500	27,038 per 10,000 units	27,288 per 10,000 units	2016/01/28	200,000,000	2015/05/29
65216	UBS AG	HSI R Bull CBBC Feb 2016 R	0.2500	26,838 per 10,000 units	27,088 per 10,000 units	2016/02/26	200,000,000	2015/05/29
65218	UBS AG	HSI R Bear CBBC Sep 2015 P	0.2500	27,750 per 10,000 units	27,550 per 10,000 units	2015/09/29	200,000,000	2015/05/29
65233	BNP Paribas Arbit Issu B.V.	CSOP A50 ETF R Bull CBBC Dec15L	0.2500	16.2000	16.5000	2015/12/30	100,000,000	2015/06/01
65232	BNP Paribas Arbit Issu B.V.	A50 Ch R Bull CBBC Dec 2015 J	0.2500	14.7000	15.0000	2015/12/30	100,000,000	2015/06/01
65269	BNP Paribas Arbit Issu B.V.	HSCEI R Bull CBBC Dec 2015 U	0.2500	14,000 per 10,000 units	14,200 per 10,000 units	2015/12/30	100,000,000	2015/06/01
65264	BNP Paribas Arbit Issu B.V.	HSI R Bull CBBC Jan 2016 O	0.2500	27,600 per 10,000 units	27,800 per 10,000 units	2016/01/28	200,000,000	2015/06/01
65263	BNP Paribas Arbit Issu B.V.	HSI R Bull CBBC Jan 2016 U	0.2500	27,700 per 10,000 units	27,900 per 10,000 units	2016/01/28	200,000,000	2015/06/01
65227	BNP Paribas Arbit Issu B.V.	HSI R Bear CBBC Oct 2015 N	0.2500	28,100 per 10,000 units	27,900 per 10,000 units	2015/10/29	200,000,000	2015/06/01
65229	BNP Paribas Arbit Issu B.V.	HSI R Bear CBBC Oct 2015 O	0.2500	28,000 per 10,000 units	27,800 per 10,000 units	2015/10/29	200,000,000	2015/06/01
65230	BNP Paribas Arbit Issu B.V.	HSI R Bear CBBC Oct 2015 P	0.2500	27,900 per 10,000 units	27,700 per 10,000 units	2015/10/29	200,000,000	2015/06/01
65231	BNP Paribas Arbit Issu B.V.	HSI R Bear CBBC Oct 2015 Q	0.2500	27,800 per 10,000 units	27,600 per 10,000 units	2015/10/29	200,000,000	2015/06/01
65266	BNP Paribas Arbit Issu B.V.	HSI R Bear CBBC Oct 2015 R	0.2500	28,200 per 10,000 units	28,000 per 10,000 units	2015/10/29	200,000,000	2015/06/01
65284	Credit Suisse AG	China Life R Bull CBBC Feb 2016 A	0.2500	35.80 per 100 units	36.80 per 100 units	2016/02/23	100,000,000	2015/06/01
65244	Credit Suisse AG	HKEx R Bull CBBC Nov 2015 E	0.2700	267.50 per 100 units	275.50 per 100 units	2015/11/24	100,000,000	2015/06/01
65247	Credit Suisse AG	HKEx R Bull CBBC Nov 2015 F	0.2500	280.80 per 100 units	288.80 per 100 units	2015/11/24	100,000,000	2015/06/01
65237	Credit Suisse AG	HSCEI R Bull CBBC Nov 2015 G	0.2500	13,900 per 10,000 units	14,100 per 10,000 units	2015/11/27	128,000,000	2015/06/01
65238	Credit Suisse AG	HSCEI R Bull CBBC Nov 2015 H	0.2500	14,100 per 10,000 units	14,300 per 10,000 units	2015/11/27	128,000,000	2015/06/01
65277	Credit Suisse AG	HSI R Bull CBBC Dec 2015 U	0.2500	27,550 per 10,000 units	27,750 per 10,000 units	2015/12/30	238,000,000	2015/06/01
65278	Credit Suisse AG	HSI R Bull CBBC Dec 2015 V	0.2500	27,692 per 12,000 units	27,992 per 12,000 units	2015/12/30	238,000,000	2015/06/01
65235	Credit Suisse AG	HSI R Bear CBBC Sep 2015 A	0.2500	27,750 per 10,000 units	27,550 per 10,000 units	2015/09/29	238,000,000	2015/06/01
65236	Credit Suisse AG	HSI R Bear CBBC Sep 2015 G	0.2500	28,000 per 10,000 units	27,800 per 10,000 units	2015/09/29	238,000,000	2015/06/01
65249	Credit Suisse AG	HSI R Bear CBBC Sep 2015 M	0.2500	28,250 per 10,000 units	28,000 per 10,000 units	2015/09/29	238,000,000	2015/06/01
65279	Credit Suisse AG	Ping An R Bull CBBC Jan 2016 A	0.2500	105.90 per 100 units	109.90 per 100 units	2016/01/26	100,000,000	2015/06/01
65282	Credit Suisse AG	Ping An R Bull CBBC Jan 2016 B	0.2500	111.30 per 100 units	115.50 per 100 units	2016/01/26	100,000,000	2015/06/01
65301	J P Morgan SP BV	HSCEI R Bull CBBC Mar 2016 B	0.2500	13,800 per 10,000 units	14,000 per 10,000 units	2016/03/30	100,000,000	2015/06/01
65292	J P Morgan SP BV	HSI R Bull CBBC Dec 2015 Y	0.2500	27,792 per 10,000 units	27,992 per 10,000 units	2015/12/30	200,000,000	2015/06/01
65293	J P Morgan SP BV	HSI R Bull CBBC Jan 2016 L	0.2500	27,600 per 10,000 units	27,800 per 10,000 units	2016/01/28	200,000,000	2015/06/01
65294	J P Morgan SP BV	HSI R Bull CBBC Feb 2016 X	0.2500	27,388 per 10,000 units	27,588 per 10,000 units	2016/02/26	200,000,000	2015/06/01
65224	J P Morgan SP BV	HSI R Bear CBBC Sep 2015 O	0.2500	27,900 per 10,000 units	27,700 per 10,000 units	2015/09/29	200,000,000	2015/06/01
65226	J P Morgan SP BV	HSI R Bear CBBC Sep 2015 P	0.2500	27,724 per 10,000 units	27,524 per 10,000 units	2015/09/29	200,000,000	2015/06/01
65274	J P Morgan SP BV	HSI R Bear CBBC Sep 2015 Q	0.2500	28,200 per 10,000 units	28,000 per 10,000 units	2015/09/29	200,000,000	2015/06/01
65275	J P Morgan SP BV	HSI R Bear CBBC Sep 2015 R	0.2500	28,650 per 10,000 units	28,450 per 10,000 units	2015/09/29	200,000,000	2015/06/01

Newly listed callable bull/bear contracts (continued)

Code	Issuer	Name of issue	Issue prices (HK\$)	Strike price (HKD) / Strike level per 10 units	Call price (HKD) / Call level per 10 units	Expiry date	No. of issue (units)	Listing date
65234	Standard Chartered Bank	HSI R Bull CBBC Sep 2015 C	0.2500	27,180 per 15,000 units	27,480 per 15,000 units	2015/09/29	100,000,000	2015/06/01
65272	Standard Chartered Bank	HSI R Bull CBBC Sep 2015 D	0.2500	27,480 per 15,000 units	27,780 per 15,000 units	2015/09/29	100,000,000	2015/06/01
65273	Standard Chartered Bank	HSI R Bear CBBC Sep 2015 B	0.2500	28,280 per 15,000 units	27,980 per 15,000 units	2015/09/29	100,000,000	2015/06/01
65298	SGA Societe Generale Acceptance N.V.	HSI R Bull CBBC Feb16 Q	0.2500	27,608 per 10,000 units	27,708 per 10,000 units	2016/02/26	200,000,000	2015/06/01
65300	SGA Societe Generale Acceptance N.V.	HSI R Bull CBBC Feb16 R	0.2500	27,808 per 10,000 units	27,908 per 10,000 units	2016/02/26	200,000,000	2015/06/01
65221	SGA Societe Generale Acceptance N.V.	HSI R Bear CBBC Sep15 J	0.2500	27,688 per 10,000 units	27,588 per 10,000 units	2015/09/29	200,000,000	2015/06/01
65223	SGA Societe Generale Acceptance N.V.	HSI R Bear CBBC Oct15 Z	0.2500	27,838 per 10,000 units	27,738 per 10,000 units	2015/10/29	200,000,000	2015/06/01
65308	UBS AG	HSCEI R Bull CBBC Dec 2015 L	0.2500	14,200 per 10,000 units	14,400 per 10,000 units	2015/12/30	200,000,000	2015/06/01
65306	UBS AG	HSI R Bull CBBC Dec 2015 Y	0.2500	27,650 per 10,000 units	27,850 per 10,000 units	2015/12/30	200,000,000	2015/06/01
65305	UBS AG	HSI R Bull CBBC Jan 2016 A	0.2500	27,742 per 10,000 units	27,992 per 10,000 units	2016/01/28	200,000,000	2015/06/01
65288	UBS AG	HSI R Bear CBBC Sep 2015 Q	0.2500	27,824 per 12,000 units	27,524 per 12,000 units	2015/09/29	200,000,000	2015/06/01
65289	UBS AG	HSI R Bear CBBC Sep 2015 R	0.2500	27,950 per 10,000 units	27,750 per 10,000 units	2015/09/29	200,000,000	2015/06/01
65291	UBS AG	HSI R Bear CBBC Sep 2015 S	0.2500	28,150 per 10,000 units	27,900 per 10,000 units	2015/09/29	200,000,000	2015/06/01
65535	BNP Paribas Arbit Issu B.V.	HSCEI R Bull CBBC Dec 2015 V	0.2500	14,400 per 10,000 units	14,600 per 10,000 units	2015/12/30	100,000,000	2015/06/02
65537	BNP Paribas Arbit Issu B.V.	HSCEI R Bull CBBC Dec 2015 W	0.2500	14,200 per 10,000 units	14,400 per 10,000 units	2015/12/30	100,000,000	2015/06/02
65397	BNP Paribas Arbit Issu B.V.	HSCEI R Bear CBBC Dec 2015 O	0.2500	15,000 per 10,000 units	14,800 per 10,000 units	2015/12/30	100,000,000	2015/06/02
65538	BNP Paribas Arbit Issu B.V.	HSCEI R Bear CBBC Dec 2015 P	0.2500	17,200 per 10,000 units	17,000 per 10,000 units	2015/12/30	100,000,000	2015/06/02
65545	BNP Paribas Arbit Issu B.V.	HSCEI R Bear CBBC Dec 2015 Q	0.2500	17,000 per 10,000 units	16,800 per 10,000 units	2015/12/30	100,000,000	2015/06/02
65551	BNP Paribas Arbit Issu B.V.	HSCEI R Bear CBBC Dec 2015 R	0.2500	16,800 per 10,000 units	16,600 per 10,000 units	2015/12/30	100,000,000	2015/06/02
65499	BNP Paribas Arbit Issu B.V.	HSI R Bull CBBC Jan 2016 P	0.2500	28,100 per 10,000 units	28,300 per 10,000 units	2016/01/28	200,000,000	2015/06/02
65508	BNP Paribas Arbit Issu B.V.	HSI R Bull CBBC Jan 2016 Q	0.2500	28,000 per 10,000 units	28,200 per 10,000 units	2016/01/28	200,000,000	2015/06/02
65518	BNP Paribas Arbit Issu B.V.	HSI R Bull CBBC Jan 2016 V	0.2500	27,800 per 10,000 units	28,000 per 10,000 units	2016/01/28	200,000,000	2015/06/02
65387	BNP Paribas Arbit Issu B.V.	HSI R Bear CBBC Oct 2015 S	0.2500	28,700 per 10,000 units	28,500 per 10,000 units	2015/10/29	200,000,000	2015/06/02
65389	BNP Paribas Arbit Issu B.V.	HSI R Bear CBBC Oct 2015 T	0.2500	28,600 per 10,000 units	28,400 per 10,000 units	2015/10/29	200,000,000	2015/06/02
65393	BNP Paribas Arbit Issu B.V.	HSI R Bear CBBC Oct 2015 U	0.2500	28,500 per 10,000 units	28,300 per 10,000 units	2015/10/29	200,000,000	2015/06/02
65394	BNP Paribas Arbit Issu B.V.	HSI R Bear CBBC Oct 2015 V	0.2500	28,400 per 10,000 units	28,200 per 10,000 units	2015/10/29	200,000,000	2015/06/02
65395	BNP Paribas Arbit Issu B.V.	HSI R Bear CBBC Oct 2015 W	0.2500	28,300 per 10,000 units	28,100 per 10,000 units	2015/10/29	200,000,000	2015/06/02
65521	BNP Paribas Arbit Issu B.V.	HSI R Bear CBBC Dec 2015 G	0.2800	31,100 per 10,000 units	30,900 per 10,000 units	2015/12/30	200,000,000	2015/06/02
65532	BNP Paribas Arbit Issu B.V.	HSI R Bear CBBC Dec 2015 H	0.2600	30,900 per 10,000 units	30,700 per 10,000 units	2015/12/30	200,000,000	2015/06/02
65438	Credit Suisse AG	HSCEI R Bull CBBC Dec 2015 G	0.2500	14,580 per 10,000 units	14,800 per 10,000 units	2015/12/30	128,000,000	2015/06/02
65449	Credit Suisse AG	HSCEI R Bull CBBC Dec 2015 H	0.2500	14,350 per 10,000 units	14,550 per 10,000 units	2015/12/30	128,000,000	2015/06/02
65571	Credit Suisse AG	HSI R Bull CBBC Nov 2015 Q	0.2500	27,800 per 10,000 units	28,050 per 10,000 units	2015/11/27	238,000,000	2015/06/02
65573	Credit Suisse AG	HSI R Bull CBBC Nov 2015 R	0.2500	28,000 per 10,000 units	28,200 per 10,000 units	2015/11/27	238,000,000	2015/06/02
65570	Credit Suisse AG	HSI R Bull CBBC Nov 2015 X	0.2500	27,700 per 10,000 units	27,900 per 10,000 units	2015/11/27	238,000,000	2015/06/02
65577	Credit Suisse AG	HSI R Bull CBBC Nov 2015 Z	0.2500	28,091 per 12,000 units	28,391 per 12,000 units	2015/11/27	238,000,000	2015/06/02
65417	Credit Suisse AG	HSI R Bear CBBC Sep 2015 P	0.2500	28,328 per 12,000 units	28,028 per 12,000 units	2015/09/29	238,000,000	2015/06/02
65421	Credit Suisse AG	HSI R Bear CBBC Sep 2015 Q	0.2500	28,500 per 10,000 units	28,250 per 10,000 units	2015/09/29	238,000,000	2015/06/02
65422	Credit Suisse AG	HSI R Bear CBBC Sep 2015 S	0.2500	28,800 per 10,000 units	28,500 per 10,000 units	2015/09/29	238,000,000	2015/06/02
65431	Credit Suisse AG	HSI R Bear CBBC Nov 2015 L	0.2500	30,600 per 10,000 units	30,300 per 10,000 units	2015/11/27	238,000,000	2015/06/02
65427	Credit Suisse AG	HSI R Bear CBBC Dec 2015 H	0.2500	30,050 per 10,000 units	29,800 per 10,000 units	2015/12/30	238,000,000	2015/06/02
65432	Credit Suisse AG	HSI R Bear CBBC Dec 2015 I	0.3000	31,200 per 10,000 units	30,900 per 10,000 units	2015/12/30	238,000,000	2015/06/02
65357	HK Bank	China Mobile R Bull CBBC Jan 2016 D	0.2500	93.88 per 100 units	95.88 per 100 units	2016/01/18	120,000,000	2015/06/02
65342	HK Bank	China Life R Bull CBBC Feb 2016 A	0.3500	35.4000	36.0000	2016/02/23	60,000,000	2015/06/02

Newly listed callable bull/bear contracts (continued)

Code	Issuer	Name of issue	Issue prices (HK\$)	Strike price (HKD) / Strike level per 10 units	Call price (HKD) / Call level per 10 units	Expiry date	No. of issue (units)	Listing date
65333	HK Bank	CSOP A50 ETF R Bull CBBC Jan 2016 G	0.2500	16.9800	17.1800	2016/01/26	200,000,000	2015/06/02
65323	HK Bank	CSOP A50 ETF R Bull CBBC Feb 2016 K	0.2500	16.6800	16.8800	2016/02/23	200,000,000	2015/06/02
65316	HK Bank	CSOP A50 ETF R Bull CBBC Mar 2016 G	0.2500	16.4800	16.6800	2016/03/14	200,000,000	2015/06/02
65309	HK Bank	A50 R Bull CBBC Jan 2016 Y	0.2500	15.1800	15.3800	2016/01/26	200,000,000	2015/06/02
65341	HK Bank	A50 R Bull CBBC Feb 2016 N	0.2500	14.8800	15.0800	2016/02/23	200,000,000	2015/06/02
65355	HK Bank	HKEx R Bull CBBC Dec 2015 F	0.2500	288.38 per 100 units	293.38 per 100 units	2015/12/21	100,000,000	2015/06/02
65314	HK Bank	HSCEI R Bull CBBC Jan 2016 E	0.2500	13,888 per 10,000 units	14,088 per 10,000 units	2016/01/28	100,000,000	2015/06/02
65313	HK Bank	HSCEI R Bull CBBC Mar 2016 F	0.2500	13,688 per 10,000 units	13,888 per 10,000 units	2016/03/30	100,000,000	2015/06/02
65311	HK Bank	HSI R Bull CBBC Jan 2016 L	0.2500	27,698 per 15,000 units	27,898 per 15,000 units	2016/01/28	100,000,000	2015/06/02
65310	HK Bank	Ping An R Bull CBBC Jan 2016 H	0.2500	113.38 per 100 units	115.88 per 100 units	2016/01/18	188,000,000	2015/06/02
65312	HK Bank	Ping An R Bull CBBC Feb 2016 F	0.2500	110.38 per 100 units	112.88 per 100 units	2016/02/23	188,000,000	2015/06/02
65498	J P Morgan SP BV	HSCEI R Bull CBBC Feb 2016 B	0.2500	14,300 per 10,000 units	14,500 per 10,000 units	2016/02/26	100,000,000	2015/06/02
65363	J P Morgan SP BV	HSCEI R Bear CBBC Dec 2015 G	0.2500	15,000 per 10,000 units	14,800 per 10,000 units	2015/12/30	100,000,000	2015/06/02
65488	J P Morgan SP BV	HSI R Bull CBBC Jan 2016 Q	0.2500	28,191 per 10,000 units	28,391 per 10,000 units	2016/01/28	200,000,000	2015/06/02
65490	J P Morgan SP BV	HSI R Bull CBBC Feb 2016 Y	0.2500	28,000 per 10,000 units	28,200 per 10,000 units	2016/02/26	200,000,000	2015/06/02
65495	J P Morgan SP BV	HSI R Bull CBBC Mar 2016 E	0.2500	27,700 per 10,000 units	27,900 per 10,000 units	2016/03/30	200,000,000	2015/06/02
65360	J P Morgan SP BV	HSI R Bear CBBC Sep 2015 S	0.2500	28,300 per 10,000 units	28,100 per 10,000 units	2015/09/29	200,000,000	2015/06/02
65362	J P Morgan SP BV	HSI R Bear CBBC Sep 2015 T	0.2500	28,600 per 10,000 units	28,400 per 10,000 units	2015/09/29	200,000,000	2015/06/02
65626	J P Morgan SP BV	HSI R Bear CBBC Oct 2015 J	0.2500	29,050 per 10,000 units	28,850 per 10,000 units	2015/10/29	200,000,000	2015/06/02
65624	J P Morgan SP BV	HSI R Bear CBBC Nov 2015 C	0.2500	29,488 per 10,000 units	29,288 per 10,000 units	2015/11/27	200,000,000	2015/06/02
65415	Standard Chartered Bank	HSCEI R Bull CBBC Oct 2015 H	0.2500	13,780 per 10,000 units	14,080 per 10,000 units	2015/10/29	100,000,000	2015/06/02
65553	Standard Chartered Bank	HSI R Bull CBBC Sep 2015 E	0.2500	27,680 per 20,000 units	27,980 per 20,000 units	2015/09/29	100,000,000	2015/06/02
65555	Standard Chartered Bank	HSI R Bull CBBC Sep 2015 F	0.2500	27,780 per 15,000 units	28,080 per 15,000 units	2015/09/29	100,000,000	2015/06/02
65569	Standard Chartered Bank	HSI R Bull CBBC Sep 2015 G	0.2500	27,880 per 20,000 units	28,180 per 20,000 units	2015/09/29	100,000,000	2015/06/02
65399	Standard Chartered Bank	HSI R Bear CBBC Sep 2015 C	0.2500	28,380 per 15,000 units	28,080 per 15,000 units	2015/09/29	100,000,000	2015/06/02
65400	Standard Chartered Bank	HSI R Bear CBBC Sep 2015 D	0.2500	28,480 per 15,000 units	28,180 per 15,000 units	2015/09/29	100,000,000	2015/06/02
65406	Standard Chartered Bank	HSI R Bear CBBC Sep 2015 E	0.2500	28,680 per 20,000 units	28,380 per 20,000 units	2015/09/29	100,000,000	2015/06/02
65476	SGA Societe Generale Acceptance NV	HSCEI R Bull CBBC Dec15H	0.2500	14,208 per 10,000 units	14,408 per 10,000 units	2015/12/30	200,000,000	2015/06/02
65477	SGA Societe Generale Acceptance NV	HSCEI R Bull CBBC Feb16G	0.2500	14,608 per 10,000 units	14,808 per 10,000 units	2016/02/26	200,000,000	2015/06/02
65480	SGA Societe Generale Acceptance NV	HSCEI R Bear CBBC Oct15I	0.2500	17,088 per 10,000 units	16,888 per 10,000 units	2015/10/29	200,000,000	2015/06/02
65370	SGA Societe Generale Acceptance NV	HSCEI R Bear CBBC Nov15F	0.2500	14,688 per 10,000 units	14,488 per 10,000 units	2015/11/27	200,000,000	2015/06/02
65374	SGA Societe Generale Acceptance NV	HSCEI R Bear CBBC Dec15F	0.2500	15,088 per 10,000 units	14,888 per 10,000 units	2015/12/30	200,000,000	2015/06/02
65376	SGA Societe Generale Acceptance N.V.	HSI R Bull CBBC Dec15 V	0.2500	27,708 per 10,000 units	27,808 per 10,000 units	2015/12/30	200,000,000	2015/06/02
65375	SGA Societe Generale Acceptance N.V.	HSI R Bull CBBC Feb16 S	0.2500	27,300 per 20,000 units	27,400 per 20,000 units	2016/02/26	400,000,000	2015/06/02
65465	SGA Societe Generale Acceptance N.V.	HSI R Bull CBBC Feb16 T	0.2500	28,008 per 10,000 units	28,108 per 10,000 units	2016/02/26	200,000,000	2015/06/02
65475	SGA Societe Generale Acceptance N.V.	HSI R Bull CBBC Feb16 U	0.2500	28,208 per 10,000 units	28,308 per 10,000 units	2016/02/26	200,000,000	2015/06/02
65379	SGA Societe Generale Acceptance N.V.	HSI R Bear CBBC Sep15 K	0.2500	28,188 per 10,000 units	28,088 per 10,000 units	2015/09/29	200,000,000	2015/06/02
65384	SGA Societe Generale Acceptance N.V.	HSI R Bear CBBC Sep15 L	0.2500	28,388 per 10,000 units	28,288 per 10,000 units	2015/09/29	200,000,000	2015/06/02
65386	SGA Societe Generale Acceptance N.V.	HSI R Bear CBBC Sep15 R	0.2500	28,588 per 10,000 units	28,488 per 10,000 units	2015/09/29	200,000,000	2015/06/02
65611	UBS AG	HSCEI R Bull CBBC Jan 2016 D	0.2500	14,400 per 10,000 units	14,600 per 10,000 units	2016/01/28	200,000,000	2015/06/02
65600	UBS AG	HSCEI R Bull CBBC Feb 2016 B	0.2500	14,600 per 10,000 units	14,800 per 10,000 units	2016/02/26	200,000,000	2015/06/02
65613	UBS AG	HSCEI R Bear CBBC Nov 2015 E	0.2500	15,950 per 10,000 units	15,750 per 10,000 units	2015/11/27	200,000,000	2015/06/02
65621	UBS AG	HSCEI R Bear CBBC Dec 2015 B	0.2500	16,700 per 10,000 units	16,500 per 10,000 units	2015/12/30	200,000,000	2015/06/02

Newly listed callable bull/bear contracts (continued)

Code	Issuer	Name of issue	Issue prices (HK\$)	Strike price (HKD) / Strike level per 10 units	Call price (HKD) / Call level per 10 units	Expiry date	No. of issue (units)	Listing date
65585	UBS AG	HSI R Bull CBBC Jan 2016 B	0.2500	27,550 per 10,000 units	27,750 per 10,000 units	2016/01/28	200,000,000	2015/06/02
65587	UBS AG	HSI R Bull CBBC Feb 2016 S	0.2500	27,850 per 10,000 units	28,100 per 10,000 units	2016/02/26	200,000,000	2015/06/02
65589	UBS AG	HSI R Bull CBBC Feb 2016 T	0.2500	28,091 per 12,000 units	28,391 per 12,000 units	2016/02/26	200,000,000	2015/06/02
65586	UBS AG	HSI R Bull CBBC Mar 2016 F	0.2500	27,750 per 10,000 units	27,950 per 10,000 units	2016/03/30	200,000,000	2015/06/02
65588	UBS AG	HSI R Bull CBBC Mar 2016 G	0.2500	28,050 per 10,000 units	28,250 per 10,000 units	2016/03/30	200,000,000	2015/06/02
65591	UBS AG	HSI R Bear CBBC Sep 2015 N	0.2500	29,350 per 10,000 units	29,150 per 10,000 units	2015/09/29	200,000,000	2015/06/02
65597	UBS AG	HSI R Bear CBBC Sep 2015 T	0.2500	30,150 per 10,000 units	29,900 per 10,000 units	2015/09/29	200,000,000	2015/06/02
65578	UBS AG	HSI R Bear CBBC Sep 2015 U	0.2500	28,293 per 12,000 units	27,993 per 12,000 units	2015/09/29	200,000,000	2015/06/02
65579	UBS AG	HSI R Bear CBBC Sep 2015 V	0.2500	28,350 per 10,000 units	28,100 per 10,000 units	2015/09/29	200,000,000	2015/06/02
65580	UBS AG	HSI R Bear CBBC Sep 2015 W	0.2500	28,450 per 10,000 units	28,250 per 10,000 units	2015/09/29	200,000,000	2015/06/02
65584	UBS AG	HSI R Bear CBBC Sep 2015 X	0.2500	28,650 per 10,000 units	28,400 per 10,000 units	2015/09/29	200,000,000	2015/06/02
65592	UBS AG	HSI R Bear CBBC Oct 2015 G	0.2500	29,650 per 10,000 units	29,400 per 10,000 units	2015/10/29	200,000,000	2015/06/02
65596	UBS AG	HSI R Bear CBBC Oct 2015 H	0.2500	29,850 per 10,000 units	29,650 per 10,000 units	2015/10/29	200,000,000	2015/06/02
65732	BNP Paribas Arbit Issu B.V.	CSOP A50 ETF R Bull CBBC Dec15M	0.2500	16.7000	17.0000	2015/12/30	100,000,000	2015/06/03
65738	BNP Paribas Arbit Issu B.V.	CSOP A50 ETF R Bull CBBC Dec15N	0.2500	17.2000	17.5000	2015/12/30	100,000,000	2015/06/03
65731	BNP Paribas Arbit Issu B.V.	A50 Ch R Bull CBBC Dec 2015 K	0.2500	15.2000	15.5000	2015/12/30	100,000,000	2015/06/03
65730	BNP Paribas Arbit Issu B.V.	HSI R Bull CBBC Feb 2016 D	0.2500	27,900 per 10,000 units	28,100 per 10,000 units	2016/02/26	200,000,000	2015/06/03
65715	Credit Suisse AG	CSOP A50 ETF R Bull CBBC Jan 2016 B	0.2500	16.5900	16.9900	2016/01/26	100,000,000	2015/06/03
65717	Credit Suisse AG	CSOP A50 ETF R Bull CBBC Jan 2016 C	0.2500	17.2600	17.6600	2016/01/26	100,000,000	2015/06/03
65722	Credit Suisse AG	A50 China R Bull CBBC Jan 2016 B	0.2500	14.7500	15.1500	2016/01/26	100,000,000	2015/06/03
65723	Credit Suisse AG	A50 China R Bull CBBC Jan 2016 C	0.2500	15.3700	15.7700	2016/01/26	100,000,000	2015/06/03
65725	Credit Suisse AG	HKEx R Bull CBBC Jan 2016 A	0.2500	287 per 100 units	295 per 100 units	2016/01/26	100,000,000	2015/06/03
65726	Credit Suisse AG	HKEx R Bull CBBC Jan 2016 B	0.2500	295.30 per 100 units	303.30 per 100 units	2016/01/26	100,000,000	2015/06/03
65703	Credit Suisse AG	HSI R Bull CBBC Jan 2016 H	0.2500	27,948 per 12,000 units	28,248 per 12,000 units	2016/01/28	238,000,000	2015/06/03
65705	Credit Suisse AG	HSI R Bull CBBC Jan 2016 I	0.2500	27,950 per 10,000 units	28,150 per 10,000 units	2016/01/28	238,000,000	2015/06/03
65710	Credit Suisse AG	HSI R Bull CBBC Jan 2016 J	0.2500	27,700 per 10,000 units	27,950 per 10,000 units	2016/01/28	238,000,000	2015/06/03
65712	Credit Suisse AG	HSI R Bull CBBC Jan 2016 K	0.2500	27,550 per 10,000 units	27,850 per 10,000 units	2016/01/28	238,000,000	2015/06/03
65825	Credit Suisse AG	HSI R Bear CBBC Oct 2015 A	0.2500	28,382 per 12,000 units	28,082 per 12,000 units	2015/10/29	238,000,000	2015/06/03
65817	Credit Suisse AG	HSI R Bear CBBC Oct 2015 Y	0.2500	28,700 per 10,000 units	28,450 per 10,000 units	2015/10/29	238,000,000	2015/06/03
65823	Credit Suisse AG	HSI R Bear CBBC Oct 2015 Z	0.2500	28,500 per 10,000 units	28,300 per 10,000 units	2015/10/29	238,000,000	2015/06/03
65795	Bank of East Asia	HKEx R Bull CBBC Mar 2016 C	0.2700	280 per 100 units	290 per 100 units	2016/03/15	40,000,000	2015/06/03
65797	Bank of East Asia	HKEx R Bull CBBC Mar 2016 D	0.3700	270 per 100 units	280 per 100 units	2016/03/18	40,000,000	2015/06/03
65801	Bank of East Asia	Haitong Sec R Bull CBBC Apr 2016 A	0.5200	20.0000	21.0000	2016/04/01	30,000,000	2015/06/03
65799	Bank of East Asia	Lenovo R Bull CBBC May 2016 A	0.2500	10.9920	11.4920	2016/05/20	40,000,000	2015/06/03
65798	Bank of East Asia	Ping An R Bull CBBC Mar 2016 A	0.2500	105.80 per 100 units	110 per 100 units	2016/03/04	50,000,000	2015/06/03
65650	HK Bank	CC Bank R Bull CBBC Sep 2016 A	0.2500	7.4300	7.5300	2016/09/26	80,000,000	2015/06/03
65686	HK Bank	CITIC Sec R Bull CBBC Aug 2016 A	0.5100	30.0000	32.0000	2016/08/29	60,000,000	2015/06/03
65657	HK Bank	Minsheng Bank R Bull CBBC Jul 2016 A	0.2500	10.4300	10.6800	2016/07/25	60,000,000	2015/06/03
65694	HK Bank	Sinopec Corp R Bull CBBC Jul 2016 A	0.2500	6.4800	6.7800	2016/07/25	80,000,000	2015/06/03
65633	HK Bank	CSOP A50 ETF R Bull CBBC Apr 2016 C	0.2500	17.5800	17.7800	2016/04/18	200,000,000	2015/06/03
65632	HK Bank	CSOP A50 ETF R Bull CBBC May 2016 A	0.2500	17.2800	17.4800	2016/05/30	200,000,000	2015/06/03
65635	HK Bank	CSOP A50 ETF R Bear CBBC May 2016 A	0.2500	18.9800	18.7800	2016/05/30	40,000,000	2015/06/03
65631	HK Bank	A50 R Bull CBBC Apr 2016 D	0.2500	15.8800	16.0800	2016/04/18	200,000,000	2015/06/03

Newly listed callable bull/bear contracts (continued)

Code	Issuer	Name of issue	Issue prices (HK\$)	Strike price (HKD) / Strike level per 10 units	Call price (HKD) / Call level per 10 units	Expiry date	No. of issue (units)	Listing date
65629	HK Bank	A50 R Bull CBBC May 2016 A	0.2500	15.4800	15.6800	2016/05/30	200,000,000	2015/06/03
65665	HK Bank	HKEx R Bull CBBC Mar 2016 A	0.2500	295.38 per 100 units	300.38 per 100 units	2016/03/21	100,000,000	2015/06/03
65656	HK Bank	HSCEI R Bull CBBC May 2016 A	0.2500	14,088 per 10,000 units	14,288 per 10,000 units	2016/05/30	100,000,000	2015/06/03
65660	HK Bank	HSCEI R Bull CBBC Jun 2016 A	0.2500	14,288 per 10,000 units	14,488 per 10,000 units	2016/06/29	100,000,000	2015/06/03
65669	HK Bank	HSCEI R Bear CBBC May 2016 D	0.2500	16,188 per 10,000 units	15,988 per 10,000 units	2016/05/30	68,000,000	2015/06/03
65641	HK Bank	HSI R Bull CBBC May 2016 A	0.2500	27,378 per 20,000 units	27,628 per 20,000 units	2016/05/30	400,000,000	2015/06/03
65640	HK Bank	HSI R Bull CBBC Jun 2016 C	0.2500	27,898 per 15,000 units	28,098 per 15,000 units	2016/06/29	100,000,000	2015/06/03
65647	HK Bank	HSI R Bull CBBC Jun 2016 D	0.2500	26,878 per 20,000 units	27,128 per 20,000 units	2016/06/29	400,000,000	2015/06/03
65646	HK Bank	HSI R Bear CBBC May 2016 H	0.2500	29,888 per 15,000 units	29,688 per 15,000 units	2016/05/30	100,000,000	2015/06/03
65644	HK Bank	HSI R Bear CBBC Jun 2016 D	0.2500	30,888 per 15,000 units	30,688 per 15,000 units	2016/06/29	100,000,000	2015/06/03
65692	HK Bank	Haitong Sec R Bull CBBC Aug 2016 A	0.3600	22.0000	23.0000	2016/08/29	60,000,000	2015/06/03
65689	HK Bank	Ping An R Bull CBBC Apr 2016 E	0.2500	116.38 per 100 units	118.88 per 100 units	2016/04/25	188,000,000	2015/06/03
65696	J P Morgan SP BV	HSI R Bull CBBC Jan 2016 H	0.2500	27,900 per 10,000 units	28,100 per 10,000 units	2016/01/28	200,000,000	2015/06/03
65816	J P Morgan SP BV	HSI R Bull CBBC Mar 2016 F	0.2500	27,488 per 10,000 units	27,688 per 10,000 units	2016/03/30	200,000,000	2015/06/03
65804	J P Morgan SP BV	HSI R Bear CBBC Sep 2015 U	0.2500	28,400 per 10,000 units	28,200 per 10,000 units	2015/09/29	200,000,000	2015/06/03
65811	J P Morgan SP BV	HSI R Bear CBBC Sep 2015 V	0.2500	28,700 per 10,000 units	28,500 per 10,000 units	2015/09/29	200,000,000	2015/06/03
65773	Standard Chartered Bank	CSOP A50 ETF R Bull CBBC Nov 2015B	0.2500	16.0800	16.3800	2015/11/20	50,000,000	2015/06/03
65774	Standard Chartered Bank	CSOP A50 ETF R Bear CBBC Nov 2015A	0.3000	20.6800	20.3800	2015/11/20	50,000,000	2015/06/03
65778	Standard Chartered Bank	A50 China R Bull CBBC Nov 2015 B	0.2500	14.5800	14.8800	2015/11/20	50,000,000	2015/06/03
65783	Standard Chartered Bank	A50 China R Bear CBBC Nov 2015 A	0.2500	18.1800	17.8800	2015/11/20	50,000,000	2015/06/03
65770	Standard Chartered Bank	HSCEI R Bear CBBC Oct 2015 A	0.2500	16,080 per 10,000 units	15,880 per 10,000 units	2015/10/29	100,000,000	2015/06/03
65756	Standard Chartered Bank	HSI R Bull CBBC Sep 2015 H	0.2500	27,580 per 15,000 units	27,880 per 15,000 units	2015/09/29	100,000,000	2015/06/03
65761	Standard Chartered Bank	HSI R Bear CBBC Sep 2015 F	0.2500	28,780 per 20,000 units	28,480 per 20,000 units	2015/09/29	100,000,000	2015/06/03
65784	SGA Societe Generale Acceptance N.V.	HSI R Bull CBBC Dec 15X	0.2500	27,908 per 10,000 units	28,008 per 10,000 units	2015/12/30	200,000,000	2015/06/03
65785	SGA Societe Generale Acceptance N.V.	HSI R Bear CBBC Oct 15A	0.2500	28,288 per 10,000 units	28,188 per 10,000 units	2015/10/29	200,000,000	2015/06/03
65793	SGA Societe Generale Acceptance N.V.	HSI R Bear CBBC Oct 15T	0.2500	28,488 per 10,000 units	28,388 per 10,000 units	2015/10/29	200,000,000	2015/06/03
65748	UBS AG	HSBC R Bull CBBC Jul 2016 A	0.2500	66.50 per 100 units	70 per 100 units	2016/07/11	100,000,000	2015/06/03
65742	UBS AG	HSI R Bull CBBC Dec 2015 F	0.2500	27,850 per 10,000 units	28,050 per 10,000 units	2015/12/30	200,000,000	2015/06/03
65741	UBS AG	HSI R Bull CBBC Jan 2016 C	0.2500	27,950 per 10,000 units	28,200 per 10,000 units	2016/01/28	200,000,000	2015/06/03
65745	UBS AG	HSI R Bull CBBC Feb 2016 U	0.2500	27,650 per 10,000 units	27,900 per 10,000 units	2016/02/26	200,000,000	2015/06/03
65832	UBS AG	HSI R Bear CBBC Sep 2015 A	0.2500	28,550 per 10,000 units	28,350 per 10,000 units	2015/09/29	200,000,000	2015/06/03
65826	UBS AG	HSI R Bear CBBC Sep 2015 Y	0.2500	28,388 per 12,000 units	28,088 per 12,000 units	2015/09/29	200,000,000	2015/06/03
65830	UBS AG	HSI R Bear CBBC Sep 2015 Z	0.2500	28,450 per 10,000 units	28,200 per 10,000 units	2015/09/29	200,000,000	2015/06/03
65833	UBS AG	HSI R Bear CBBC Oct 2015 I	0.2500	28,750 per 10,000 units	28,500 per 10,000 units	2015/10/29	200,000,000	2015/06/03
65747	UBS AG	Ping An R Bull CBBC Sep 2016 A	0.2500	106 per 100 units	110 per 100 units	2016/09/05	50,000,000	2015/06/03
66142	BNP Paribas Arbit Issu B.V.	HSCEI R Bull CBBC Nov 2015 A	0.2500	13,800 per 10,000 units	14,000 per 10,000 units	2015/11/27	100,000,000	2015/06/04
66143	BNP Paribas Arbit Issu B.V.	HSCEI R Bear CBBC Nov 2015 A	0.2500	14,800 per 10,000 units	14,600 per 10,000 units	2015/11/27	100,000,000	2015/06/04
66146	BNP Paribas Arbit Issu B.V.	HSCEI R Bear CBBC Dec 2015 S	0.2500	14,600 per 10,000 units	14,400 per 10,000 units	2015/12/30	100,000,000	2015/06/04
66051	BNP Paribas Arbit Issu B.V.	HSI R Bull CBBC Jan 2016 A	0.2500	27,400 per 10,000 units	27,600 per 10,000 units	2016/01/28	200,000,000	2015/06/04
66063	BNP Paribas Arbit Issu B.V.	HSI R Bull CBBC Jan 2016 B	0.2500	27,200 per 10,000 units	27,400 per 10,000 units	2016/01/28	200,000,000	2015/06/04
65879	BNP Paribas Arbit Issu B.V.	HSI R Bull CBBC Feb 2016 E	0.2500	27,500 per 10,000 units	27,700 per 10,000 units	2016/02/26	200,000,000	2015/06/04
66057	BNP Paribas Arbit Issu B.V.	HSI R Bull CBBC Feb 2016 F	0.2500	27,300 per 10,000 units	27,500 per 10,000 units	2016/02/26	200,000,000	2015/06/04
66067	BNP Paribas Arbit Issu B.V.	HSI R Bull CBBC Feb 2016 G	0.2500	27,100 per 10,000 units	27,300 per 10,000 units	2016/02/26	200,000,000	2015/06/04

Newly listed callable bull/bear contracts (continued)

Code	Issuer	Name of issue	Issue prices (HK\$)	Strike price (HKD) / Strike level per 10 units	Call price (HKD) / Call level per 10 units	Expiry date	No. of issue (units)	Listing date
66139	BNP Paribas Arbit Issu B.V.	HSI R Bear CBBC Sep 2015 O	0.2500	27,700 per 10,000 units	27,500 per 10,000 units	2015/09/29	200,000,000	2015/06/04
66017	Credit Suisse AG	HSCEI R Bull CBBC Jan 2016 A	0.2500	14,000 per 10,000 units	14,200 per 10,000 units	2016/01/28	128,000,000	2015/06/04
66021	Credit Suisse AG	HSCEI R Bull CBBC Jan 2016 B	0.2500	13,600 per 10,000 units	13,800 per 10,000 units	2016/01/28	128,000,000	2015/06/04
66082	Credit Suisse AG	HSCEI R Bear CBBC Oct 2015 D	0.2500	15,050 per 10,000 units	14,800 per 10,000 units	2015/10/29	128,000,000	2015/06/04
66090	Credit Suisse AG	HSCEI R Bear CBBC Oct 2015 E	0.2500	14,750 per 10,000 units	14,500 per 10,000 units	2015/10/29	128,000,000	2015/06/04
66094	Credit Suisse AG	HSCEI R Bear CBBC Oct 2015 F	0.2500	14,400 per 10,000 units	14,200 per 10,000 units	2015/10/29	128,000,000	2015/06/04
65892	Credit Suisse AG	HSI R Bull CBBC Feb 2016 A	0.2500	27,780 per 12,000 units	28,080 per 12,000 units	2016/02/26	238,000,000	2015/06/04
65894	Credit Suisse AG	HSI R Bull CBBC Feb 2016 B	0.2500	27,600 per 10,000 units	27,800 per 10,000 units	2016/02/26	238,000,000	2015/06/04
65973	Credit Suisse AG	HSI R Bull CBBC Feb 2016 D	0.2500	27,300 per 10,000 units	27,550 per 10,000 units	2016/02/26	238,000,000	2015/06/04
65974	Credit Suisse AG	HSI R Bull CBBC Feb 2016 E	0.2500	27,100 per 10,000 units	27,350 per 10,000 units	2016/02/26	238,000,000	2015/06/04
65997	Credit Suisse AG	HSI R Bull CBBC Feb 2016 F	0.2500	26,875 per 10,000 units	27,125 per 10,000 units	2016/02/26	238,000,000	2015/06/04
66095	Credit Suisse AG	HSI R Bear CBBC Sep 2015 N	0.2500	28,600 per 10,000 units	28,350 per 10,000 units	2015/09/29	238,000,000	2015/06/04
66097	Credit Suisse AG	HSI R Bear CBBC Oct 2015 B	0.2500	28,350 per 10,000 units	28,150 per 10,000 units	2015/10/29	238,000,000	2015/06/04
66103	Credit Suisse AG	HSI R Bear CBBC Oct 2015 C	0.2500	28,200 per 10,000 units	27,900 per 10,000 units	2015/10/29	238,000,000	2015/06/04
66107	Credit Suisse AG	HSI R Bear CBBC Oct 2015 D	0.2500	27,850 per 10,000 units	27,650 per 10,000 units	2015/10/29	238,000,000	2015/06/04
66110	Credit Suisse AG	HSI R Bear CBBC Oct 2015 E	0.2500	27,755 per 12,000 units	27,455 per 12,000 units	2015/10/29	238,000,000	2015/06/04
65846	HK Bank	AIA R Bull CBBC Jun 2016 A	0.3800	49.0000	50.0000	2016/06/27	60,000,000	2015/06/04
65843	HK Bank	HSI R Bear CBBC Mar 2016 P	0.2500	28,388 per 15,000 units	28,188 per 15,000 units	2016/03/30	100,000,000	2015/06/04
65836	HK Bank	HSI R Bear CBBC Apr 2016 L	0.2500	28,588 per 15,000 units	28,388 per 15,000 units	2016/04/28	100,000,000	2015/06/04
65845	HK Bank	Ping An R Bear CBBC May 2016 A	0.2800	147.38 per 100 units	144.88 per 100 units	2016/05/30	40,000,000	2015/06/04
65847	HK Bank	Sands China R Bear CBBC Apr 2016 A	0.4800	36.0000	34.0000	2016/04/25	60,000,000	2015/06/04
66118	J P Morgan SP BV	HSCEI R Bear CBBC Jan 2016 E	0.2500	14,700 per 10,000 units	14,500 per 10,000 units	2016/01/28	100,000,000	2015/06/04
65880	J P Morgan SP BV	HSI R Bull CBBC Dec 2015 Z	0.2500	27,800 per 10,000 units	28,000 per 10,000 units	2015/12/30	200,000,000	2015/06/04
66117	J P Morgan SP BV	HSI R Bull CBBC Feb 2016 O	0.2500	27,200 per 10,000 units	27,400 per 10,000 units	2016/02/26	200,000,000	2015/06/04
66138	J P Morgan SP BV	HSI R Bull CBBC Feb 2016 P	0.2500	26,950 per 10,000 units	27,150 per 10,000 units	2016/02/26	200,000,000	2015/06/04
65886	J P Morgan SP BV	HSI R Bull CBBC Feb 2016 Z	0.2500	27,500 per 10,000 units	27,700 per 10,000 units	2016/02/26	200,000,000	2015/06/04
66126	J P Morgan SP BV	HSI R Bear CBBC Sep 2015 W	0.2500	27,655 per 10,000 units	27,455 per 10,000 units	2015/09/29	200,000,000	2015/06/04
66132	J P Morgan SP BV	HSI R Bear CBBC Sep 2015 X	0.2500	27,800 per 10,000 units	27,600 per 10,000 units	2015/09/29	200,000,000	2015/06/04
66136	J P Morgan SP BV	HSI R Bear CBBC Oct 2015 K	0.2500	28,100 per 10,000 units	27,900 per 10,000 units	2015/10/29	200,000,000	2015/06/04
66137	J P Morgan SP BV	HSI R Bear CBBC Dec 2015 E	0.2500	28,500 per 10,000 units	28,300 per 10,000 units	2015/12/30	200,000,000	2015/06/04
65943	Macquarie Bank Ltd.	HSI R Bear CBBC Sep 2015 C	0.3440	29,700 per 10,000 units	29,500 per 10,000 units	2015/09/29	30,000,000	2015/06/04
65956	Macquarie Bank Ltd.	HSI R Bear CBBC Sep 2015 D	0.3140	28,700 per 10,000 units	28,500 per 10,000 units	2015/09/29	32,000,000	2015/06/04
65907	Standard Chartered Bank	China Life R Bull CBBC Feb 2016 A	0.7000	35.0000	36.0000	2016/02/02	50,000,000	2015/06/04
65914	Standard Chartered Bank	China Life R Bear CBBC Feb 2016 A	0.8000	45.0000	44.0000	2016/02/05	50,000,000	2015/06/04
66068	Standard Chartered Bank	HKEx R Bull CBBC Feb 2016 A	0.4000	278 per 100 units	288 per 100 units	2016/02/02	50,000,000	2015/06/04
65900	Standard Chartered Bank	HSI R Bull CBBC Sep 2015 I	0.2500	27,380 per 15,000 units	27,680 per 15,000 units	2015/09/29	100,000,000	2015/06/04
65896	Standard Chartered Bank	HSI R Bear CBBC Sep 2015 G	0.2500	28,580 per 20,000 units	28,280 per 20,000 units	2015/09/29	100,000,000	2015/06/04
66031	SGA Societe Generale Acceptance N.V.	HSI R Bull CBBC Dec15 A	0.2500	27,408 per 10,000 units	27,508 per 10,000 units	2015/12/30	200,000,000	2015/06/04
65851	SGA Societe Generale Acceptance N.V.	HSI R Bull CBBC Jan16 Y	0.2500	27,758 per 10,000 units	27,858 per 10,000 units	2016/01/28	200,000,000	2015/06/04
65852	SGA Societe Generale Acceptance N.V.	HSI R Bull CBBC Jan16 Z	0.2500	27,958 per 10,000 units	28,058 per 10,000 units	2016/01/28	200,000,000	2015/06/04
66036	SGA Societe Generale Acceptance N.V.	HSI R Bull CBBC Feb16 V	0.2500	27,508 per 10,000 units	27,608 per 10,000 units	2016/02/26	200,000,000	2015/06/04
66038	SGA Societe Generale Acceptance N.V.	HSI R Bear CBBC Sep15 M	0.2500	27,888 per 10,000 units	27,788 per 10,000 units	2015/09/29	200,000,000	2015/06/04
65876	SGA Societe Generale Acceptance N.V.	HSI R Bear CBBC Oct15 U	0.2500	28,238 per 10,000 units	28,138 per 10,000 units	2015/10/29	200,000,000	2015/06/04

Newly listed callable bull/bear contracts (continued)

Code	Issuer	Name of issue	Issue prices (HK\$)	Strike price (HKD) / Strike level per 10 units	Call price (HKD) / Call level per 10 units	Expiry date	No. of issue (units)	Listing date
66050	SGA Societe Generale Acceptance N.V.	HSI R Bear CBBC Nov15 T	0.2500	28,088 per 10,000 units	27,988 per 10,000 units	2015/11/27	200,000,000	2015/06/04
66628	Credit Suisse AG	HSI R Bull CBBC Dec 2015 B	0.2500	26,150 per 10,000 units	26,350 per 10,000 units	2015/12/30	238,000,000	2015/06/05
66403	Credit Suisse AG	HSI R Bull CBBC Dec 2015 W	0.2500	27,050 per 10,000 units	27,250 per 10,000 units	2015/12/30	238,000,000	2015/06/05
66421	Credit Suisse AG	HSI R Bull CBBC Dec 2015 X	0.2500	27,200 per 10,000 units	27,400 per 10,000 units	2015/12/30	238,000,000	2015/06/05
66435	Credit Suisse AG	HSI R Bull CBBC Dec 2015 Y	0.2500	27,235 per 12,000 units	27,535 per 12,000 units	2015/12/30	238,000,000	2015/06/05
66626	Credit Suisse AG	HSI R Bull CBBC Dec 2015 Z	0.2500	26,450 per 10,000 units	26,650 per 10,000 units	2015/12/30	238,000,000	2015/06/05
66389	Credit Suisse AG	HSI R Bear CBBC Sep 2015 F	0.2500	28,600 per 10,000 units	28,400 per 10,000 units	2015/09/29	238,000,000	2015/06/05
66606	Credit Suisse AG	HSI R Bear CBBC Sep 2015 H	0.2500	27,625 per 10,000 units	27,425 per 10,000 units	2015/09/29	238,000,000	2015/06/05
66349	Credit Suisse AG	HSI R Bear CBBC Sep 2015 R	0.2500	27,900 per 10,000 units	27,700 per 10,000 units	2015/09/29	238,000,000	2015/06/05
66374	Credit Suisse AG	HSI R Bear CBBC Sep 2015 W	0.2500	28,200 per 10,000 units	27,950 per 10,000 units	2015/09/29	238,000,000	2015/06/05
66381	Credit Suisse AG	HSI R Bear CBBC Sep 2015 X	0.2500	28,450 per 10,000 units	28,200 per 10,000 units	2015/09/29	238,000,000	2015/06/05
66286	HK Bank	CSOP A50 ETF R Bull CBBC Mar 2016 H	0.2500	14.6800	14.8800	2016/03/07	200,000,000	2015/06/05
66292	HK Bank	CSOP A50 ETF R Bear CBBC Feb 2016 H	0.2500	17.9800	17.7800	2016/02/15	40,000,000	2015/06/05
66287	HK Bank	A50 R Bull CBBC Mar 2016 G	0.2500	14.4800	14.6800	2016/03/07	200,000,000	2015/06/05
66290	HK Bank	A50 R Bear CBBC Feb 2016 G	0.2500	16.1800	15.9800	2016/02/15	50,000,000	2015/06/05
66220	HK Bank	HKEx R Bull CBBC Jun 2016 G	0.3000	271.88 per 100 units	276.88 per 100 units	2016/06/27	100,000,000	2015/06/05
66270	HK Bank	HKEx R Bear CBBC Feb 2016 D	0.2500	313.88 per 100 units	308.88 per 100 units	2016/02/01	50,000,000	2015/06/05
66196	HK Bank	HSCEI R Bear CBBC Mar 2016 G	0.2500	14,788 per 10,000 units	14,588 per 10,000 units	2016/03/30	68,000,000	2015/06/05
66201	HK Bank	HSCEI R Bear CBBC Mar 2016 H	0.2500	14,588 per 10,000 units	14,388 per 10,000 units	2016/03/30	68,000,000	2015/06/05
66187	HK Bank	HSI R Bull CBBC Jan 2016 M	0.2500	27,098 per 15,000 units	27,298 per 15,000 units	2016/01/28	100,000,000	2015/06/05
66181	HK Bank	HSI R Bear CBBC Jan 2016 E	0.2500	27,788 per 15,000 units	27,588 per 15,000 units	2016/01/28	100,000,000	2015/06/05
66151	HK Bank	HSI R Bear CBBC Apr 2016 M	0.2500	27,988 per 15,000 units	27,788 per 15,000 units	2016/04/28	100,000,000	2015/06/05
66157	HK Bank	HSI R Bear CBBC Apr 2016 N	0.2500	28,188 per 15,000 units	27,988 per 15,000 units	2016/04/28	100,000,000	2015/06/05
66205	HK Bank	Ping An R Bull CBBC Feb 2016 G	0.2500	102.38 per 100 units	104.88 per 100 units	2016/02/24	188,000,000	2015/06/05
66202	HK Bank	Ping An R Bull CBBC Apr 2016 F	0.2500	106.38 per 100 units	108.88 per 100 units	2016/04/25	188,000,000	2015/06/05
66219	HK Bank	Ping An R Bear CBBC Feb 2016 B	0.2500	123.38 per 100 units	120.88 per 100 units	2016/02/22	40,000,000	2015/06/05
66281	HK Bank	TCH R Bull CBBC Jan 2016 K	0.3000	126.88 per 100 units	128.88 per 100 units	2016/01/11	100,000,000	2015/06/05
66277	HK Bank	TCH R Bear CBBC Jun 2016 C	0.2500	160.88 per 100 units	158.88 per 100 units	2016/06/23	100,000,000	2015/06/05
66596	J P Morgan SP BV	HSI R Bull CBBC Dec 2015 H	0.2500	27,088 per 10,000 units	27,288 per 10,000 units	2015/12/30	200,000,000	2015/06/05
66553	J P Morgan SP BV	HSI R Bull CBBC Mar 2016 G	0.2500	27,300 per 10,000 units	27,500 per 10,000 units	2016/03/30	200,000,000	2015/06/05
66314	J P Morgan SP BV	HSI R Bear CBBC Sep 2015 Y	0.2500	27,700 per 10,000 units	27,500 per 10,000 units	2015/09/29	200,000,000	2015/06/05
66599	J P Morgan SP BV	HSI R Bear CBBC Sep 2015 Z	0.2500	28,000 per 10,000 units	27,800 per 10,000 units	2015/09/29	200,000,000	2015/06/05
66604	J P Morgan SP BV	HSI R Bear CBBC Oct 2015 L	0.2500	28,288 per 10,000 units	28,088 per 10,000 units	2015/10/29	200,000,000	2015/06/05
66316	Standard Chartered Bank	HSI R Bull CBBC Sep 2015 J	0.2500	26,980 per 20,000 units	27,280 per 20,000 units	2015/09/29	100,000,000	2015/06/05
66317	Standard Chartered Bank	HSI R Bear CBBC Sep 2015 H	0.2500	28,180 per 15,000 units	27,880 per 15,000 units	2015/09/29	100,000,000	2015/06/05
66345	SGA Societe Generale Acceptance NV	HSCEI R Bull CBBC Feb16H	0.2500	13,808 per 10,000 units	14,008 per 10,000 units	2016/02/26	200,000,000	2015/06/05
66348	SGA Societe Generale Acceptance NV	HSCEI R Bear CBBC Oct15J	0.2500	14,488 per 10,000 units	14,288 per 10,000 units	2015/10/29	200,000,000	2015/06/05
66304	SGA Societe Generale Acceptance N.V.	HSI R Bull CBBC Feb16 W	0.2500	27,308 per 10,000 units	27,408 per 10,000 units	2016/02/26	200,000,000	2015/06/05
66307	SGA Societe Generale Acceptance N.V.	HSI R Bear CBBC Sep15 S	0.2500	27,988 per 10,000 units	27,888 per 10,000 units	2015/09/29	200,000,000	2015/06/05
66306	SGA Societe Generale Acceptance N.V.	HSI R Bear CBBC Oct15 G	0.2500	27,588 per 10,000 units	27,488 per 10,000 units	2015/10/29	200,000,000	2015/06/05
66308	SGA Societe Generale Acceptance N.V.	HSI R Bear CBBC Nov15 U	0.2500	28,400 per 20,000 units	28,300 per 20,000 units	2015/11/27	400,000,000	2015/06/05
66664	UBS AG	HSCEI R Bull CBBC Mar 2016 A	0.2500	13,900 per 10,000 units	14,100 per 10,000 units	2016/03/30	200,000,000	2015/06/05
66681	UBS AG	HSCEI R Bear CBBC Sep 2015 D	0.2500	14,400 per 10,000 units	14,200 per 10,000 units	2015/09/29	200,000,000	2015/06/05

Newly listed callable bull/bear contracts (continued)

Code	Issuer	Name of issue	Issue prices (HK\$)	Strike price (HKD) / Strike level per 10 units	Call price (HKD) / Call level per 10 units	Expiry date	No. of issue (units)	Listing date
66692	UBS AG	HSCFI R Bear CBBC Sep 2015 E	0.2500	14,700 per 10,000 units	14,500 per 10,000 units	2015/09/29	200,000,000	2015/06/05
66537	UBS AG	HSI R Bull CBBC Mar 2016 H	0.2500	27,237 per 12,000 units	27,537 per 12,000 units	2016/03/30	200,000,000	2015/06/05
66546	UBS AG	HSI R Bull CBBC Mar 2016 I	0.2500	27,250 per 10,000 units	27,450 per 10,000 units	2016/03/30	200,000,000	2015/06/05
66458	UBS AG	HSI R Bear CBBC Sep 2015 B	0.2500	28,050 per 10,000 units	27,800 per 10,000 units	2015/09/29	200,000,000	2015/06/05
66511	UBS AG	HSI R Bear CBBC Sep 2015 F	0.2500	28,550 per 10,000 units	28,300 per 10,000 units	2015/09/29	200,000,000	2015/06/05
66447	UBS AG	HSI R Bear CBBC Oct 2015 J	0.2500	27,850 per 10,000 units	27,600 per 10,000 units	2015/10/29	200,000,000	2015/06/05
66470	UBS AG	HSI R Bear CBBC Oct 2015 K	0.2500	28,150 per 10,000 units	27,950 per 10,000 units	2015/10/29	200,000,000	2015/06/05
66495	UBS AG	HSI R Bear CBBC Oct 2015 L	0.2500	28,350 per 10,000 units	28,150 per 10,000 units	2015/10/29	200,000,000	2015/06/05
66535	UBS AG	HSI R Bear CBBC Oct 2015 M	0.2500	28,650 per 10,000 units	28,450 per 10,000 units	2015/10/29	200,000,000	2015/06/05
66561	UBS AG	HSI R Bear CBBC Oct 2015 N	0.2500	27,725 per 12,000 units	27,425 per 12,000 units	2015/10/29	200,000,000	2015/06/05
66877	BNP Paribas Arbit Issu B.V.	HSI R Bear CBBC Sep 2015 K	0.2500	27,900 per 10,000 units	27,700 per 10,000 units	2015/09/29	200,000,000	2015/06/08
66743	BNP Paribas Arbit Issu B.V.	HSI R Bear CBBC Oct 2015 X	0.2500	27,800 per 10,000 units	27,600 per 10,000 units	2015/10/29	200,000,000	2015/06/08
66780	Credit Suisse AG	HSI R Bull CBBC Dec 2015 D	0.2500	26,350 per 10,000 units	26,550 per 10,000 units	2015/12/30	200,000,000	2015/06/08
66945	Credit Suisse AG	HSI R Bull CBBC Jan 2016 L	0.2500	27,000 per 10,000 units	27,300 per 10,000 units	2016/01/28	200,000,000	2015/06/08
66959	Credit Suisse AG	HSI R Bull CBBC Jan 2016 M	0.2500	27,300 per 10,000 units	27,500 per 10,000 units	2016/01/28	200,000,000	2015/06/08
66982	Credit Suisse AG	HSI R Bull CBBC Jan 2016 N	0.2500	27,305 per 12,000 units	27,605 per 12,000 units	2016/01/28	200,000,000	2015/06/08
66783	Credit Suisse AG	HSI R Bear CBBC Sep 2015 K	0.2500	28,100 per 10,000 units	27,850 per 10,000 units	2015/09/29	200,000,000	2015/06/08
66796	Credit Suisse AG	HSI R Bear CBBC Sep 2015 L	0.2500	27,800 per 10,000 units	27,600 per 10,000 units	2015/09/29	200,000,000	2015/06/08
66801	Credit Suisse AG	HSI R Bear CBBC Sep 2015 O	0.2500	27,738 per 12,000 units	27,438 per 12,000 units	2015/09/29	200,000,000	2015/06/08
66699	HK Bank	CNOOC R Bear CBBC Feb 2016 C	0.2500	13.6800	13.1800	2016/02/01	40,000,000	2015/06/08
66720	HK Bank	HS H-SH ETF R Bull CBBC Aug 2016 A	0.2500	132.88 per 100 units	134.88 per 100 units	2016/08/29	100,000,000	2015/06/08
66708	HK Bank	Lenovo R Bull CBBC Apr 2016 C	0.2500	11.1800	11.6800	2016/04/25	60,000,000	2015/06/08
66701	HK Bank	Lenovo R Bull CBBC Aug 2016 B	0.2800	9.5800	10.0800	2016/08/29	60,000,000	2015/06/08
66693	HK Bank	TCH R Bull CBBC Dec 2015 O	0.2500	151.88 per 100 units	153.88 per 100 units	2015/12/21	100,000,000	2015/06/08
66695	HK Bank	TCH R Bear CBBC Dec 2015 D	0.2500	163.88 per 100 units	161.88 per 100 units	2015/12/21	100,000,000	2015/06/08
66994	J P Morgan SP BV	HSI R Bull CBBC Dec 2015 J	0.2500	27,388 per 10,000 units	27,588 per 10,000 units	2015/12/30	200,000,000	2015/06/08
67000	J P Morgan SP BV	HSI R Bull CBBC Feb 2016 Q	0.2500	27,100 per 10,000 units	27,300 per 10,000 units	2016/02/26	200,000,000	2015/06/08
66730	J P Morgan SP BV	HSI R Bear CBBC Oct 2015 M	0.2500	27,788 per 10,000 units	27,588 per 10,000 units	2015/10/29	200,000,000	2015/06/08
67006	J P Morgan SP BV	HSI R Bear CBBC Oct 2015 N	0.2500	28,088 per 10,000 units	27,888 per 10,000 units	2015/10/29	200,000,000	2015/06/08
66777	Standard Chartered Bank	HSCFI R Bear CBBC Oct 2015 B	0.2500	14,880 per 10,000 units	14,680 per 10,000 units	2015/10/29	100,000,000	2015/06/08
66908	Standard Chartered Bank	HSI R Bull CBBC Sep 2015 K	0.2500	27,180 per 20,000 units	27,480 per 20,000 units	2015/09/29	100,000,000	2015/06/08
66911	Standard Chartered Bank	HSI R Bull CBBC Sep 2015 L	0.2500	27,080 per 15,000 units	27,380 per 15,000 units	2015/09/29	100,000,000	2015/06/08
66749	Standard Chartered Bank	HSI R Bear CBBC Sep 2015 I	0.2500	28,080 per 20,000 units	27,780 per 20,000 units	2015/09/29	100,000,000	2015/06/08
66752	Standard Chartered Bank	HSI R Bear CBBC Sep 2015 J	0.2500	27,980 per 15,000 units	27,680 per 15,000 units	2015/09/29	100,000,000	2015/06/08
66852	SGA Societe Generale Acceptance NV	HSCFI R Bear CBBC Dec15G	0.2500	14,888 per 10,000 units	14,688 per 10,000 units	2015/12/30	200,000,000	2015/06/08
66859	SGA Societe Generale Acceptance N.V.	HSI R Bull CBBC Feb16 X	0.2500	27,208 per 10,000 units	27,308 per 10,000 units	2016/02/26	200,000,000	2015/06/08
66865	SGA Societe Generale Acceptance N.V.	HSI R Bear CBBC Nov15 V	0.2500	27,688 per 10,000 units	27,588 per 10,000 units	2015/11/27	200,000,000	2015/06/08
67080	UBS AG	HSCFI R Bear CBBC Oct 2015 H	0.2500	14,900 per 10,000 units	14,700 per 10,000 units	2015/10/29	200,000,000	2015/06/08
67077	UBS AG	HSI R Bull CBBC Jan 2016 I	0.2500	27,150 per 10,000 units	27,350 per 10,000 units	2016/01/28	200,000,000	2015/06/08
67065	UBS AG	HSI R Bull CBBC Feb 2016 V	0.2500	27,305 per 12,000 units	27,605 per 12,000 units	2016/02/26	200,000,000	2015/06/08
67068	UBS AG	HSI R Bull CBBC Feb 2016 W	0.2500	27,250 per 10,000 units	27,500 per 10,000 units	2016/02/26	200,000,000	2015/06/08
67009	UBS AG	HSI R Bear CBBC Sep 2015 J	0.2500	27,650 per 10,000 units	27,450 per 10,000 units	2015/09/29	200,000,000	2015/06/08
67041	UBS AG	HSI R Bear CBBC Sep 2015 K	0.2500	27,850 per 10,000 units	27,650 per 10,000 units	2015/09/29	200,000,000	2015/06/08

Newly listed callable bull/bear contracts (continued)

Code	Issuer	Name of issue	Issue prices (HK\$)	Strike price (HKD) / Strike level per 10 units	Call price (HKD) / Call level per 10 units	Expiry date	No. of issue (units)	Listing date
67053	UBS AG	HSI R Bear CBBC Sep 2015 L	0.2500	28,250 per 10,000 units	28,000 per 10,000 units	2015/09/29	200,000,000	2015/06/08
67043	UBS AG	HSI R Bear CBBC Oct 2015 O	0.2500	28,050 per 10,000 units	27,850 per 10,000 units	2015/10/29	200,000,000	2015/06/08
67137	Credit Suisse AG	HSCEI R Bull CBBC Nov 2015 I	0.2500	13,850 per 10,000 units	14,050 per 10,000 units	2015/11/27	128,000,000	2015/06/09
67128	Credit Suisse AG	HSCEI R Bear CBBC Sep 2015 G	0.2500	14,550 per 10,000 units	14,350 per 10,000 units	2015/09/29	128,000,000	2015/06/09
67111	Credit Suisse AG	HSI R Bull CBBC Nov 2015 N	0.2500	27,347 per 10,000 units	27,597 per 10,000 units	2015/11/27	200,000,000	2015/06/09
67112	Credit Suisse AG	HSI R Bull CBBC Nov 2015 O	0.2500	27,250 per 10,000 units	27,450 per 10,000 units	2015/11/27	200,000,000	2015/06/09
67138	Credit Suisse AG	HSI R Bear CBBC Oct 2015 F	0.2500	28,000 per 10,000 units	27,750 per 10,000 units	2015/10/29	200,000,000	2015/06/09
67140	Credit Suisse AG	HSI R Bear CBBC Oct 2015 G	0.2500	27,750 per 10,000 units	27,550 per 10,000 units	2015/10/29	200,000,000	2015/06/09
67143	Credit Suisse AG	HSI R Bear CBBC Oct 2015 J	0.2500	27,693 per 12,000 units	27,393 per 12,000 units	2015/10/29	200,000,000	2015/06/09
67096	HK Bank	Galaxy Ent R Bear CBBC Feb 2016 B	0.6000	41.2700	39.2700	2016/02/18	60,000,000	2015/06/09
67094	HK Bank	HSCEI R Bear CBBC Mar 2016 I	0.2500	14,988 per 10,000 units	14,788 per 10,000 units	2016/03/30	68,000,000	2015/06/09
67093	HK Bank	HSI R Bull CBBC Mar 2016 L	0.2500	27,298 per 15,000 units	27,498 per 15,000 units	2016/03/30	100,000,000	2015/06/09
67100	HK Bank	Ping An R Bull CBBC Feb 2016 H	0.2500	99.38 per 100 units	101.88 per 100 units	2016/02/24	188,000,000	2015/06/09
67214	J P Morgan SP BV	HSI R Bull CBBC Jan 2016 J	0.2500	27,188 per 10,000 units	27,388 per 10,000 units	2016/01/28	200,000,000	2015/06/09
67212	J P Morgan SP BV	HSI R Bear CBBC Sep 2015 A	0.2500	27,593 per 10,000 units	27,393 per 10,000 units	2015/09/29	200,000,000	2015/06/09
67222	J P Morgan SP BV	HSI R Bear CBBC Oct 2015 O	0.2500	27,900 per 10,000 units	27,700 per 10,000 units	2015/10/29	200,000,000	2015/06/09
67122	Standard Chartered Bank	HSI R Bull CBBC Sep 2015 M	0.2500	27,280 per 20,000 units	27,580 per 20,000 units	2015/09/29	100,000,000	2015/06/09
67144	Standard Chartered Bank	HSI R Bear CBBC Sep 2015 K	0.2500	27,880 per 20,000 units	27,580 per 20,000 units	2015/09/29	100,000,000	2015/06/09
67167	UBS AG	HSCEI R Bull CBBC Feb 2016 C	0.2500	14,099 per 10,000 units	14,299 per 10,000 units	2016/02/26	200,000,000	2015/06/09
67149	UBS AG	HSI R Bull CBBC Jan 2016 D	0.2500	27,350 per 10,000 units	27,550 per 10,000 units	2016/01/28	200,000,000	2015/06/09
67164	UBS AG	HSI R Bull CBBC Feb 2016 X	0.2500	27,150 per 10,000 units	27,400 per 10,000 units	2016/02/26	200,000,000	2015/06/09
67166	UBS AG	HSI R Bull CBBC Mar 2016 J	0.2500	27,050 per 10,000 units	27,250 per 10,000 units	2016/03/30	200,000,000	2015/06/09
67173	UBS AG	HSI R Bull CBBC Mar 2016 K	0.2500	26,738 per 12,000 units	27,038 per 12,000 units	2016/03/30	200,000,000	2015/06/09
67203	UBS AG	HSI R Bear CBBC Sep 2015 I	0.2500	27,750 per 10,000 units	27,550 per 10,000 units	2015/09/29	200,000,000	2015/06/09
67193	UBS AG	HSI R Bear CBBC Sep 2015 O	0.2500	27,650 per 10,000 units	27,400 per 10,000 units	2015/09/29	200,000,000	2015/06/09
67204	UBS AG	HSI R Bear CBBC Oct 2015 P	0.2500	27,950 per 10,000 units	27,700 per 10,000 units	2015/10/29	200,000,000	2015/06/09
63186*	HK Bank	HSI R Bull CBBC Apr 2016 G	0.0240	26,788 per 15,000 units	26,988 per 15,000 units	2016/04/28	500,000,000	2015/06/09
67291	Credit Suisse AG	HSI R Bull CBBC Dec 2015 H	0.2500	26,725 per 10,000 units	26,925 per 10,000 units	2015/12/30	200,000,000	2015/06/10
67319	Credit Suisse AG	HSI R Bull CBBC Dec 2015 I	0.2500	27,125 per 10,000 units	27,325 per 10,000 units	2015/12/30	200,000,000	2015/06/10
67329	Credit Suisse AG	HSI R Bull CBBC Dec 2015 J	0.2500	27,370 per 12,000 units	27,670 per 12,000 units	2015/12/30	200,000,000	2015/06/10
67265	Credit Suisse AG	HSI R Bear CBBC Oct 2015 H	0.2500	27,767 per 15,000 units	27,467 per 15,000 units	2015/10/29	200,000,000	2015/06/10
67268	Credit Suisse AG	HSI R Bear CBBC Oct 2015 I	0.2500	27,925 per 12,000 units	27,675 per 12,000 units	2015/10/29	200,000,000	2015/06/10
67273	Bank of East Asia	CC Bank R Bull CBBC May 2016 A	0.2500	6.7000	6.8800	2016/05/26	60,000,000	2015/06/10
67288	Bank of East Asia	Galaxy Ent R Bull CBBC Apr 2016 B	0.2500	29 per 100 units	31 per 100 units	2016/04/15	120,000,000	2015/06/10
67274	Bank of East Asia	PetCh R Bull CBBC Apr 2016 A	0.2500	7.8000	8.2000	2016/04/26	50,000,000	2015/06/10
67338	J P Morgan SP BV	HSI R Bull CBBC Jan 2016 M	0.2500	27,470 per 10,000 units	27,670 per 10,000 units	2016/01/28	200,000,000	2015/06/10
67339	J P Morgan SP BV	HSI R Bull CBBC Feb 2016 N	0.2500	27,050 per 10,000 units	27,250 per 10,000 units	2016/02/26	200,000,000	2015/06/10
67340	J P Morgan SP BV	HSI R Bear CBBC Sep 2015 B	0.2500	27,988 per 10,000 units	27,788 per 10,000 units	2015/09/29	200,000,000	2015/06/10
67264	J P Morgan SP BV	HSI R Bear CBBC Oct 2015 P	0.2500	27,688 per 10,000 units	27,488 per 10,000 units	2015/10/29	200,000,000	2015/06/10
67344	J P Morgan SP BV	HSI R Bear CBBC Oct 2015 Q	0.2500	28,388 per 10,000 units	28,188 per 10,000 units	2015/10/29	200,000,000	2015/06/10
67234	SGA Societe Generale Acceptance N.V.	HSI R Bull CBBC Mar16 A	0.2500	27,358 per 10,000 units	27,458 per 10,000 units	2016/03/30	200,000,000	2015/06/10
67256	SGA Societe Generale Acceptance N.V.	HSI R Bear CBBC Sep15 T	0.2500	27,638 per 10,000 units	27,538 per 10,000 units	2015/09/29	200,000,000	2015/06/10
67356	UBS AG	HSI R Bull CBBC Jan 2016 F	0.2500	27,370 per 12,000 units	27,670 per 12,000 units	2016/01/28	200,000,000	2015/06/10

Newly listed callable bull/bear contracts (continued)

Code	Issuer	Name of issue	Issue prices (HK\$)	Strike price (HKD) / Strike level per 10 units	Call price (HKD) / Call level per 10 units	Expiry date	No. of issue (units)	Listing date
67365	UBS AG	HSI R Bull CBBC Feb 2016 Y	0.2500	27,050 per 10,000 units	27,300 per 10,000 units	2016/02/26	200,000,000	2015/06/10
67354	UBS AG	HSI R Bull CBBC Mar 2016 L	0.2500	26,675 per 12,000 units	26,975 per 12,000 units	2016/03/30	200,000,000	2015/06/10
67361	UBS AG	HSI R Bull CBBC Mar 2016 M	0.2500	27,350 per 10,000 units	27,600 per 10,000 units	2016/03/30	200,000,000	2015/06/10
67352	UBS AG	HSI R Bear CBBC Sep 2015 M	0.2500	27,950 per 10,000 units	27,750 per 10,000 units	2015/09/29	200,000,000	2015/06/10
67348	UBS AG	HSI R Bear CBBC Oct 2015 Q	0.2500	27,767 per 12,000 units	27,467 per 12,000 units	2015/10/29	200,000,000	2015/06/10
67525	BNP Paribas Arbit Issu B.V.	HSCEI R Bull CBBC Nov 2015 B	0.2500	13,600 per 10,000 units	13,800 per 10,000 units	2015/11/27	100,000,000	2015/06/11
67531	BNP Paribas Arbit Issu B.V.	HSCEI R Bear CBBC Dec 2015 T	0.2500	14,600 per 10,000 units	14,400 per 10,000 units	2015/12/30	100,000,000	2015/06/11
67375	BNP Paribas Arbit Issu B.V.	HSI R Bull CBBC Jan 2016 J	0.2500	27,200 per 10,000 units	27,400 per 10,000 units	2016/01/28	200,000,000	2015/06/11
67387	BNP Paribas Arbit Issu B.V.	HSI R Bull CBBC Jan 2016 K	0.2500	27,000 per 10,000 units	27,200 per 10,000 units	2016/01/28	200,000,000	2015/06/11
67366	BNP Paribas Arbit Issu B.V.	HSI R Bull CBBC Jan 2016 R	0.2500	27,400 per 10,000 units	27,600 per 10,000 units	2016/01/28	200,000,000	2015/06/11
67372	BNP Paribas Arbit Issu B.V.	HSI R Bull CBBC Feb 2016 H	0.2500	27,300 per 10,000 units	27,500 per 10,000 units	2016/02/26	200,000,000	2015/06/11
67380	BNP Paribas Arbit Issu B.V.	HSI R Bull CBBC Feb 2016 I	0.2500	27,100 per 10,000 units	27,300 per 10,000 units	2016/02/26	200,000,000	2015/06/11
67392	BNP Paribas Arbit Issu B.V.	HSI R Bull CBBC Feb 2016 J	0.2500	26,900 per 10,000 units	27,100 per 10,000 units	2016/02/26	200,000,000	2015/06/11
67566	BNP Paribas Arbit Issu B.V.	HSI R Bear CBBC Sep 2015 I	0.2500	27,500 per 10,000 units	27,300 per 10,000 units	2015/09/29	200,000,000	2015/06/11
67547	BNP Paribas Arbit Issu B.V.	HSI R Bear CBBC Sep 2015 N	0.2500	27,700 per 10,000 units	27,500 per 10,000 units	2015/09/29	200,000,000	2015/06/11
67368	BNP Paribas Arbit Issu B.V.	HSI R Bear CBBC Oct 2015 Y	0.2500	28,000 per 10,000 units	27,800 per 10,000 units	2015/10/29	200,000,000	2015/06/11
67562	BNP Paribas Arbit Issu B.V.	HSI R Bear CBBC Oct 2015 Z	0.2500	27,600 per 10,000 units	27,400 per 10,000 units	2015/10/29	200,000,000	2015/06/11
67585	Credit Suisse AG	HSCEI R Bull CBBC Dec 2015 I	0.2500	13,050 per 10,000 units	13,250 per 10,000 units	2015/12/30	128,000,000	2015/06/11
67586	Credit Suisse AG	HSCEI R Bull CBBC Dec 2015 J	0.2500	13,700 per 10,000 units	13,900 per 10,000 units	2015/12/30	128,000,000	2015/06/11
67581	Credit Suisse AG	HSCEI R Bear CBBC Oct 2015 G	0.2500	14,300 per 10,000 units	14,100 per 10,000 units	2015/10/29	128,000,000	2015/06/11
67426	Credit Suisse AG	HSI R Bull CBBC Feb 2016 G	0.2500	27,400 per 10,000 units	27,650 per 10,000 units	2016/02/26	200,000,000	2015/06/11
67438	Credit Suisse AG	HSI R Bull CBBC Feb 2016 H	0.2500	27,205 per 12,000 units	27,505 per 12,000 units	2016/02/26	200,000,000	2015/06/11
67440	Credit Suisse AG	HSI R Bull CBBC Feb 2016 I	0.2500	27,188 per 10,000 units	27,388 per 10,000 units	2016/02/26	200,000,000	2015/06/11
67441	Credit Suisse AG	HSI R Bull CBBC Feb 2016 J	0.2500	26,950 per 10,000 units	27,200 per 10,000 units	2016/02/26	200,000,000	2015/06/11
67448	Credit Suisse AG	HSI R Bull CBBC Feb 2016 K	0.2500	26,825 per 10,000 units	27,025 per 10,000 units	2016/02/26	200,000,000	2015/06/11
67579	Credit Suisse AG	HSI R Bear CBBC Sep 2015 A	0.2500	27,550 per 10,000 units	27,350 per 10,000 units	2015/09/29	200,000,000	2015/06/11
67568	Credit Suisse AG	HSI R Bear CBBC Sep 2015 B	0.2500	28,000 per 10,000 units	27,800 per 10,000 units	2015/09/29	200,000,000	2015/06/11
67571	Credit Suisse AG	HSI R Bear CBBC Sep 2015 D	0.2500	27,900 per 10,000 units	27,650 per 10,000 units	2015/09/29	200,000,000	2015/06/11
67577	Credit Suisse AG	HSI R Bear CBBC Sep 2015 E	0.2500	27,700 per 10,000 units	27,500 per 10,000 units	2015/09/29	200,000,000	2015/06/11
67580	Credit Suisse AG	HSI R Bear CBBC Sep 2015 G	0.2500	27,575 per 15,000 units	27,275 per 15,000 units	2015/09/29	200,000,000	2015/06/11
67480	J P Morgan SP BV	HSI R Bull CBBC Feb 2016 R	0.2500	27,400 per 10,000 units	27,600 per 10,000 units	2016/02/26	200,000,000	2015/06/11
67492	J P Morgan SP BV	HSI R Bull CBBC Mar 2016 H	0.2500	27,000 per 10,000 units	27,200 per 10,000 units	2016/03/30	200,000,000	2015/06/11
67594	J P Morgan SP BV	HSI R Bear CBBC Sep 2015 C	0.2500	27,475 per 10,000 units	27,275 per 10,000 units	2015/09/29	200,000,000	2015/06/11
67603	J P Morgan SP BV	HSI R Bear CBBC Oct 2015 R	0.2500	27,800 per 10,000 units	27,600 per 10,000 units	2015/10/29	200,000,000	2015/06/11
67642	J P Morgan SP BV	HSI R Bear CBBC Oct 2015 S	0.2500	28,188 per 10,000 units	27,988 per 10,000 units	2015/10/29	200,000,000	2015/06/11
67425	Standard Chartered Bank	HSI R Bull CBBC Sep 2015 N	0.2500	26,880 per 20,000 units	27,180 per 20,000 units	2015/09/29	100,000,000	2015/06/11
67505	Standard Chartered Bank	HSI R Bear CBBC Sep 2015 L	0.2500	27,780 per 15,000 units	27,480 per 15,000 units	2015/09/29	100,000,000	2015/06/11
67507	SGA Societe Generale Acceptance N.V.	HSI R Bull CBBC Feb 16 C	0.2500	27,108 per 10,000 units	27,208 per 10,000 units	2016/02/26	200,000,000	2015/06/11
67418	SGA Societe Generale Acceptance N.V.	HSI R Bull CBBC Feb 16 Y	0.2500	27,408 per 10,000 units	27,508 per 10,000 units	2016/02/26	200,000,000	2015/06/11
67419	SGA Societe Generale Acceptance N.V.	HSI R Bull CBBC Feb 16 Z	0.2500	27,508 per 10,000 units	27,608 per 10,000 units	2016/02/26	200,000,000	2015/06/11
67510	SGA Societe Generale Acceptance N.V.	HSI R Bear CBBC Nov 15 W	0.2500	27,388 per 10,000 units	27,288 per 10,000 units	2015/11/27	200,000,000	2015/06/11
67518	SGA Societe Generale Acceptance N.V.	HSI R Bear CBBC Nov 15 X	0.2500	27,888 per 10,000 units	27,788 per 10,000 units	2015/11/27	200,000,000	2015/06/11
67524	SGA Societe Generale Acceptance N.V.	HSI R Bear CBBC Dec 15 J	0.2500	28,100 per 20,000 units	28,000 per 20,000 units	2015/12/30	400,000,000	2015/06/11

Newly listed callable bull/bear contracts (continued)

Code	Issuer	Name of issue	Issue prices (HK\$)	Strike price (HKD) / Strike level per 10 units	Call price (HKD) / Call level per 10 units	Expiry date	No. of issue (units)	Listing date
67618	UBS AG	HSCEI R Bull CBBC Jan 2016 E	0.2500	13,700 per 10,000 units	13,900 per 10,000 units	2016/01/28	200,000,000	2015/06/11
67632	UBS AG	HSCEI R Bear CBBC Oct 2015 I	0.2500	14,200 per 10,000 units	14,000 per 10,000 units	2015/10/29	200,000,000	2015/06/11
67608	UBS AG	HSI R Bull CBBC Dec 2015 K	0.2500	27,450 per 10,000 units	27,650 per 10,000 units	2015/12/30	200,000,000	2015/06/11
67611	UBS AG	HSI R Bull CBBC Feb 2016 Z	0.2500	26,950 per 10,000 units	27,200 per 10,000 units	2016/02/26	200,000,000	2015/06/11
67629	UBS AG	HSI R Bear CBBC Sep 2015 P	0.2500	27,550 per 10,000 units	27,350 per 10,000 units	2015/09/29	200,000,000	2015/06/11
67626	UBS AG	HSI R Bear CBBC Oct 2015 R	0.2500	27,575 per 12,000 units	27,275 per 12,000 units	2015/10/29	200,000,000	2015/06/11
67631	UBS AG	HSI R Bear CBBC Oct 2015 S	0.2500	27,750 per 10,000 units	27,500 per 10,000 units	2015/10/29	200,000,000	2015/06/11
67774	BNP Paribas Arbit Issu B.V.	CSOP A50 ETF R Bull CBBC Nov15A	0.2500	16.2000	16.5000	2015/11/27	100,000,000	2015/06/12
67783	BNP Paribas Arbit Issu B.V.	A50 Ch R Bull CBBC Nov 2015 A	0.2500	14.7000	15.0000	2015/11/27	100,000,000	2015/06/12
67702	Credit Suisse AG	China Mobile R Bull CBBC Nov 2015 B	0.2500	95.20 per 100 units	97.70 per 100 units	2015/11/24	80,000,000	2015/06/12
67706	Credit Suisse AG	HSI R Bull CBBC Dec 2015 C	0.2500	26,900 per 10,000 units	27,100 per 10,000 units	2015/12/30	200,000,000	2015/06/12
67703	Credit Suisse AG	HSI R Bull CBBC Dec 2015 K	0.2500	27,350 per 10,000 units	27,550 per 10,000 units	2015/12/30	200,000,000	2015/06/12
67704	Credit Suisse AG	HSI R Bull CBBC Dec 2015 L	0.2500	27,025 per 10,000 units	27,275 per 10,000 units	2015/12/30	200,000,000	2015/06/12
67720	Credit Suisse AG	HSI R Bear CBBC Oct 2015 V	0.2500	27,650 per 10,000 units	27,450 per 10,000 units	2015/10/29	200,000,000	2015/06/12
67727	Credit Suisse AG	HSI R Bear CBBC Oct 2015 W	0.2500	27,561 per 15,000 units	27,261 per 15,000 units	2015/10/29	200,000,000	2015/06/12
67655	HK Bank	CKH R Bull CBBC Oct 2016 A	0.2500	99.88 per 100 units	103.88 per 100 units	2016/10/17	60,000,000	2015/06/12
67667	HK Bank	CKH R Bull CBBC Nov 2016 A	0.2500	89.88 per 100 units	93.88 per 100 units	2016/11/28	60,000,000	2015/06/12
67684	HK Bank	CSOP A50 ETF R Bull CBBC May 2016 B	0.2500	16.6800	16.8800	2016/05/16	200,000,000	2015/06/12
67685	HK Bank	CSOP A50 ETF R Bull CBBC Jun 2016 A	0.2500	16.9800	17.1800	2016/06/06	200,000,000	2015/06/12
67686	HK Bank	A50 R Bull CBBC May 2016 B	0.2500	14.8800	15.0800	2016/05/16	200,000,000	2015/06/12
67697	HK Bank	A50 R Bull CBBC Jun 2016 A	0.2500	15.1800	15.3800	2016/06/06	200,000,000	2015/06/12
67679	HK Bank	HSCEI R Bull CBBC Apr 2016 D	0.2500	13,688 per 10,000 units	13,888 per 10,000 units	2016/04/28	100,000,000	2015/06/12
67843	J P Morgan SP BV	HSCEI R Bull CBBC Mar 2016 C	0.2500	13,500 per 10,000 units	13,700 per 10,000 units	2016/03/30	100,000,000	2015/06/12
67844	J P Morgan SP BV	HSCEI R Bull CBBC Mar 2016 D	0.2500	12,600 per 10,000 units	12,800 per 10,000 units	2016/03/30	100,000,000	2015/06/12
67847	J P Morgan SP BV	HSCEI R Bear CBBC Dec 2015 H	0.2500	14,400 per 10,000 units	14,200 per 10,000 units	2015/12/30	100,000,000	2015/06/12
67710	J P Morgan SP BV	HSI R Bull CBBC Dec 2015 Y	0.2500	27,200 per 10,000 units	27,400 per 10,000 units	2015/12/30	200,000,000	2015/06/12
67788	J P Morgan SP BV	HSI R Bull CBBC Jan 2016 S	0.2500	26,900 per 10,000 units	27,100 per 10,000 units	2016/01/28	200,000,000	2015/06/12
67814	J P Morgan SP BV	HSI R Bull CBBC Feb 2016 S	0.2500	26,350 per 10,000 units	26,550 per 10,000 units	2016/02/26	200,000,000	2015/06/12
67837	J P Morgan SP BV	HSI R Bear CBBC Sep 2015 D	0.2500	27,461 per 10,000 units	27,261 per 10,000 units	2015/09/29	200,000,000	2015/06/12
67841	J P Morgan SP BV	HSI R Bear CBBC Sep 2015 E	0.2500	27,700 per 10,000 units	27,500 per 10,000 units	2015/09/29	200,000,000	2015/06/12
67714	Standard Chartered Bank	HKEx R Bull CBBC Aug 2016 A	0.5000	267.88 per 100 units	277.88 per 100 units	2016/08/08	50,000,000	2015/06/12
67767	UBS AG	HSCEI R Bull CBBC Mar 2016 B	0.2500	13,900 per 10,000 units	14,100 per 10,000 units	2016/03/30	200,000,000	2015/06/12
67771	UBS AG	HSCEI R Bear CBBC Nov 2015 F	0.2500	14,450 per 10,000 units	14,250 per 10,000 units	2015/11/27	200,000,000	2015/06/12
67736	UBS AG	HSI R Bull CBBC Dec 2015 L	0.2500	27,251 per 12,000 units	27,551 per 12,000 units	2015/12/30	200,000,000	2015/06/12
67762	UBS AG	HSI R Bull CBBC Dec 2015 T	0.2500	26,625 per 12,000 units	26,925 per 12,000 units	2015/12/30	200,000,000	2015/06/12
67739	UBS AG	HSI R Bull CBBC Jan 2016 G	0.2500	26,950 per 10,000 units	27,150 per 10,000 units	2016/01/28	200,000,000	2015/06/12
67738	UBS AG	HSI R Bull CBBC Mar 2016 N	0.2500	27,250 per 10,000 units	27,450 per 10,000 units	2016/03/30	200,000,000	2015/06/12
67768	UBS AG	HSI R Bear CBBC Oct 2015 T	0.2500	27,511 per 10,000 units	27,261 per 10,000 units	2015/10/29	200,000,000	2015/06/12
67769	UBS AG	HSI R Bear CBBC Oct 2015 U	0.2500	27,850 per 10,000 units	27,600 per 10,000 units	2015/10/29	200,000,000	2015/06/12
67932	BNP Paribas Arbit Issu B.V.	Ch Mob R Bull CBBC Dec 2015 A	0.2500	94 per 100 units	96 per 100 units	2015/12/30	75,000,000	2015/06/15
67954	BNP Paribas Arbit Issu B.V.	Ch Mob R Bear CBBC Dec 2015 A	0.2500	110 per 100 units	108 per 100 units	2015/12/30	75,000,000	2015/06/15
67956	BNP Paribas Arbit Issu B.V.	CC Bank R Bull CBBC Dec 2015 A	0.2500	7.1500	7.3000	2015/12/30	100,000,000	2015/06/15
67960	BNP Paribas Arbit Issu B.V.	CC Bank R Bear CBBC Dec 2015 A	0.2500	8.9500	8.8000	2015/12/30	100,000,000	2015/06/15

Newly listed callable bull/bear contracts (continued)

Code	Issuer	Name of issue	Issue prices (HK\$)	Strike price (HKD) / Strike level per 10 units	Call price (HKD) / Call level per 10 units	Expiry date	No. of issue (units)	Listing date
67989	BNP Paribas Arbit Issu B.V.	CSOP A50 ETF R Bull CBBC Dec15O	0.2500	16.7000	17.0000	2015/12/30	100,000,000	2015/06/15
67991	BNP Paribas Arbit Issu B.V.	CSOP A50 ETF R Bear CBBC Sep15A	0.2500	19.8000	19.5000	2015/09/29	100,000,000	2015/06/15
67966	BNP Paribas Arbit Issu B.V.	A50 Ch R Bull CBBC Dec 2015 L	0.2500	15.2000	15.5000	2015/12/30	100,000,000	2015/06/15
67981	BNP Paribas Arbit Issu B.V.	A50 R Bear CBBC Nov 2015 A	0.2500	17.8000	17.5000	2015/11/27	100,000,000	2015/06/15
67961	BNP Paribas Arbit Issu B.V.	HKEx R Bull CBBC Dec 2015 B	0.2500	280 per 100 units	285 per 100 units	2015/12/30	40,000,000	2015/06/15
67963	BNP Paribas Arbit Issu B.V.	HKEx R Bear CBBC Dec 2015 A	0.2600	320 per 100 units	315 per 100 units	2015/12/30	40,000,000	2015/06/15
67918	BNP Paribas Arbit Issu B.V.	Ping An R Bull CBBC Dec 2015 B	0.2500	105.50 per 100 units	108 per 100 units	2015/12/30	68,000,000	2015/06/15
67920	BNP Paribas Arbit Issu B.V.	Ping An R Bear CBBC Dec 2015 A	0.2500	130.50 per 100 units	128 per 100 units	2015/12/30	68,000,000	2015/06/15
67923	BNP Paribas Arbit Issu B.V.	TCH R Bull CBBC Dec 2015 B	0.2500	148 per 100 units	151 per 100 units	2015/12/30	50,000,000	2015/06/15
67931	BNP Paribas Arbit Issu B.V.	TCH R Bear CBBC Dec 2015 A	0.2500	164 per 100 units	161 per 100 units	2015/12/30	50,000,000	2015/06/15
67890	Credit Suisse AG	HSI R Bull CBBC Dec 2015 G	0.2500	26,275 per 10,000 units	26,475 per 10,000 units	2015/12/30	200,000,000	2015/06/15
67900	Credit Suisse AG	HSI R Bull CBBC Dec 2015 M	0.2500	26,525 per 10,000 units	26,725 per 10,000 units	2015/12/30	200,000,000	2015/06/15
68011	Credit Suisse AG	HSI R Bull CBBC Jan 2016 O	0.2500	26,950 per 10,000 units	27,150 per 10,000 units	2016/01/28	200,000,000	2015/06/15
68014	Credit Suisse AG	HSI R Bull CBBC Jan 2016 P	0.2500	27,050 per 12,000 units	27,350 per 12,000 units	2016/01/28	200,000,000	2015/06/15
67863	Credit Suisse AG	HSI R Bear CBBC Oct 2015 U	0.2500	27,775 per 10,000 units	27,575 per 10,000 units	2015/10/29	200,000,000	2015/06/15
67880	Credit Suisse AG	HSI R Bear CBBC Oct 2015 X	0.2500	27,550 per 12,000 units	27,300 per 12,000 units	2015/10/29	200,000,000	2015/06/15
68060	J P Morgan SP BV	A50 China R Bull CBBC Jan 2016 C	0.2500	14.5800	14.8800	2016/01/15	100,000,000	2015/06/15
68005	J P Morgan SP BV	HSI R Bull CBBC Dec 2015 X	0.2500	27,100 per 10,000 units	27,300 per 10,000 units	2015/12/30	200,000,000	2015/06/15
67855	J P Morgan SP BV	HSI R Bear CBBC Sep 2015 F	0.2500	27,600 per 10,000 units	27,400 per 10,000 units	2015/09/29	200,000,000	2015/06/15
68002	J P Morgan SP BV	HSI R Bear CBBC Oct 2015 T	0.2500	27,888 per 10,000 units	27,688 per 10,000 units	2015/10/29	200,000,000	2015/06/15
67912	Macquarie Bank Ltd.	HSI R Bear CBBC Sep 2015 E	0.2500	28,200 per 10,000 units	28,000 per 10,000 units	2015/09/29	40,000,000	2015/06/15
67906	Standard Chartered Bank	HSI R Bear CBBC Sep 2015 M	0.2500	27,680 per 20,000 units	27,380 per 20,000 units	2015/09/29	100,000,000	2015/06/15
67911	Standard Chartered Bank	HSI R Bear CBBC Sep 2015 N	0.2500	27,580 per 15,000 units	27,280 per 15,000 units	2015/09/29	100,000,000	2015/06/15
68067	SGA Societe Generale Acceptance N.V.	HSI R Bull CBBC Mar16 B	0.2500	27,208 per 10,000 units	27,308 per 10,000 units	2016/03/30	200,000,000	2015/06/15
68072	SGA Societe Generale Acceptance N.V.	HSI R Bear CBBC Oct15 K	0.2500	27,488 per 10,000 units	27,388 per 10,000 units	2015/10/29	200,000,000	2015/06/15
68057	UBS AG	HSI R Bull CBBC Jan 2016 J	0.2500	27,150 per 10,000 units	27,350 per 10,000 units	2016/01/28	200,000,000	2015/06/15
68033	UBS AG	HSI R Bull CBBC Feb 2016 B	0.2500	26,528 per 12,000 units	26,828 per 12,000 units	2016/02/26	200,000,000	2015/06/15
68059	UBS AG	HSI R Bull CBBC Feb 2016 C	0.2500	26,850 per 10,000 units	27,100 per 10,000 units	2016/02/26	200,000,000	2015/06/15
68034	UBS AG	HSI R Bear CBBC Oct 2015 V	0.2500	27,550 per 10,000 units	27,300 per 10,000 units	2015/10/29	200,000,000	2015/06/15
68051	UBS AG	Ping An R Bull CBBC Oct 2016 A	0.2500	101 per 100 units	105 per 100 units	2016/10/03	50,000,000	2015/06/15
68284	BNP Paribas Arbit Issu B.V.	HSCEI R Bear CBBC Nov 2015 B	0.2500	14,400 per 10,000 units	14,200 per 10,000 units	2015/11/27	100,000,000	2015/06/16
68169	BNP Paribas Arbit Issu B.V.	HSI R Bull CBBC Jan 2016 N	0.2500	26,800 per 10,000 units	27,000 per 10,000 units	2016/01/28	200,000,000	2015/06/16
68265	BNP Paribas Arbit Issu B.V.	HSI R Bear CBBC Sep 2015 J	0.2500	27,300 per 10,000 units	27,100 per 10,000 units	2015/09/29	200,000,000	2015/06/16
68289	BNP Paribas Arbit Issu B.V.	HSI R Bear CBBC Oct 2015 B	0.2500	27,200 per 10,000 units	27,000 per 10,000 units	2015/10/29	200,000,000	2015/06/16
68277	BNP Paribas Arbit Issu B.V.	HSI R Bear CBBC Oct 2015 E	0.2500	27,400 per 10,000 units	27,200 per 10,000 units	2015/10/29	200,000,000	2015/06/16
68172	Credit Suisse AG	HSI R Bull CBBC Feb 2016 L	0.2500	27,116 per 10,000 units	27,316 per 10,000 units	2016/02/26	200,000,000	2015/06/16
68173	Credit Suisse AG	HSI R Bull CBBC Feb 2016 M	0.2500	26,800 per 10,000 units	27,050 per 10,000 units	2016/02/26	200,000,000	2015/06/16
68189	Credit Suisse AG	HSI R Bull CBBC Feb 2016 N	0.2500	26,625 per 10,000 units	26,825 per 10,000 units	2016/02/26	200,000,000	2015/06/16
68216	Credit Suisse AG	HSI R Bear CBBC Nov 2015 N	0.2500	28,077 per 12,000 units	27,777 per 12,000 units	2015/11/27	200,000,000	2015/06/16
68222	Credit Suisse AG	HSI R Bear CBBC Nov 2015 O	0.2500	27,400 per 10,000 units	27,200 per 10,000 units	2015/11/27	200,000,000	2015/06/16
68225	Credit Suisse AG	HSI R Bear CBBC Nov 2015 P	0.2500	27,290 per 15,000 units	26,990 per 15,000 units	2015/11/27	200,000,000	2015/06/16
68124	HK Bank	ABC R Bull CBBC Oct 2016 A	0.2500	3.8800	4.0300	2016/10/17	80,000,000	2015/06/16
68092	HK Bank	CC Bank R Bull CBBC Sep 2016 B	0.2500	7.6300	7.7300	2016/09/01	100,000,000	2015/06/16

Newly listed callable bull/bear contracts (continued)

Code	Issuer	Name of issue	Issue prices (HK\$)	Strike price (HKD) / Strike level per 10 units	Call price (HKD) / Call level per 10 units	Expiry date	No. of issue (units)	Listing date
68117	HK Bank	CC Bank R Bull CBBC Sep 2016 C	0.2500	7.0300	7.1300	2016/09/12	100,000,000	2015/06/16
68121	HK Bank	CC Bank R Bull CBBC Sep 2016 D	0.2500	7.2300	7.3300	2016/09/05	100,000,000	2015/06/16
68073	HK Bank	CC Bank R Bull CBBC Oct 2016 A	0.2500	6.4300	6.5300	2016/10/17	100,000,000	2015/06/16
68077	HK Bank	CC Bank R Bull CBBC Oct 2016 B	0.2500	6.8300	6.9300	2016/10/07	100,000,000	2015/06/16
68144	HK Bank	CSOP A50 ETF R Bull CBBC Mar 2016 I	0.2500	17.5800	17.7800	2016/03/31	200,000,000	2015/06/16
68143	HK Bank	CSOP A50 ETF R Bull CBBC Apr 2016 D	0.2500	17.2800	17.4800	2016/04/29	200,000,000	2015/06/16
68142	HK Bank	CSOP A50 ETF R Bear CBBC Jun 2016 A	0.3800	22.1800	21.9800	2016/06/27	40,000,000	2015/06/16
68147	HK Bank	A50 R Bull CBBC Mar 2016 H	0.2500	15.7800	15.9800	2016/03/31	200,000,000	2015/06/16
68145	HK Bank	A50 R Bull CBBC Apr 2016 E	0.2500	15.4800	15.6800	2016/04/29	200,000,000	2015/06/16
68126	HK Bank	HSI R Bull CBBC Jun 2016 E	0.2500	26,398 per 15,000 units	26,598 per 15,000 units	2016/06/29	150,000,000	2015/06/16
68133	HK Bank	HSI R Bull CBBC Jun 2016 F	0.2500	26,998 per 15,000 units	27,198 per 15,000 units	2016/06/29	150,000,000	2015/06/16
68128	HK Bank	HSI R Bull CBBC Jul 2016 A	0.2500	26,198 per 15,000 units	26,398 per 15,000 units	2016/07/28	150,000,000	2015/06/16
68127	HK Bank	HSI R Bear CBBC Mar 2016 Q	0.2500	27,788 per 15,000 units	27,588 per 15,000 units	2016/03/30	100,000,000	2015/06/16
68148	HK Bank	Ping An R Bull CBBC Apr 2016 G	0.2500	109.38 per 100 units	111.88 per 100 units	2016/04/29	188,000,000	2015/06/16
68153	J P Morgan SP BV	HSI R Bull CBBC Feb 2016 K	0.2500	26,988 per 10,000 units	27,188 per 10,000 units	2016/02/26	200,000,000	2015/06/16
68163	J P Morgan SP BV	HSI R Bull CBBC Mar 2016 I	0.2500	26,800 per 10,000 units	27,000 per 10,000 units	2016/03/30	200,000,000	2015/06/16
68287	J P Morgan SP BV	HSI R Bull CBBC Mar 2016 J	0.2500	26,088 per 10,000 units	26,288 per 10,000 units	2016/03/30	200,000,000	2015/06/16
68288	J P Morgan SP BV	HSI R Bull CBBC Apr 2016 A	0.2500	25,688 per 10,000 units	25,888 per 10,000 units	2016/04/28	200,000,000	2015/06/16
68286	J P Morgan SP BV	HSI R Bear CBBC Sep 2015 G	0.2500	27,400 per 10,000 units	27,200 per 10,000 units	2015/09/29	200,000,000	2015/06/16
68285	J P Morgan SP BV	HSI R Bear CBBC Oct 2015 U	0.2500	27,190 per 10,000 units	26,990 per 10,000 units	2015/10/29	200,000,000	2015/06/16
68164	Standard Chartered Bank	HSI R Bull CBBC Sep 2015 O	0.2500	26,780 per 15,000 units	27,080 per 15,000 units	2015/09/29	100,000,000	2015/06/16
68166	Standard Chartered Bank	HSI R Bull CBBC Sep 2015 P	0.2500	26,980 per 15,000 units	27,280 per 15,000 units	2015/09/29	100,000,000	2015/06/16
68185	SGA Societe Generale Acceptance NV	HSCEI R Bull CBBC Jan16F	0.2500	12,008 per 10,000 units	12,208 per 10,000 units	2016/01/28	200,000,000	2015/06/16
68188	SGA Societe Generale Acceptance NV	HSCEI R Bear CBBC Nov15G	0.2500	14,288 per 10,000 units	14,088 per 10,000 units	2015/11/27	200,000,000	2015/06/16
68177	SGA Societe Generale Acceptance N.V.	HSI R Bull CBBC Mar16 C	0.2500	26,908 per 10,000 units	27,008 per 10,000 units	2016/03/30	200,000,000	2015/06/16
68181	SGA Societe Generale Acceptance N.V.	HSI R Bear CBBC Oct15 S	0.2500	27,788 per 10,000 units	27,688 per 10,000 units	2015/10/29	200,000,000	2015/06/16
68179	SGA Societe Generale Acceptance N.V.	HSI R Bear CBBC Nov15 Y	0.2500	27,188 per 10,000 units	27,088 per 10,000 units	2015/11/27	200,000,000	2015/06/16
68241	UBS AG	HSI R Bull CBBC Dec 2015 O	0.2500	26,850 per 10,000 units	27,050 per 10,000 units	2015/12/30	200,000,000	2015/06/16
68227	UBS AG	HSI R Bull CBBC Dec 2015 V	0.2500	27,066 per 12,000 units	27,316 per 12,000 units	2015/12/30	200,000,000	2015/06/16
68229	UBS AG	HSI R Bull CBBC Mar 2016 O	0.2500	27,050 per 10,000 units	27,250 per 10,000 units	2016/03/30	200,000,000	2015/06/16
68244	UBS AG	HSI R Bear CBBC Sep 2015 Q	0.2500	27,450 per 10,000 units	27,250 per 10,000 units	2015/09/29	200,000,000	2015/06/16
68242	UBS AG	HSI R Bear CBBC Oct 2015 W	0.2500	27,240 per 12,000 units	26,990 per 12,000 units	2015/10/29	200,000,000	2015/06/16
68243	UBS AG	HSI R Bear CBBC Oct 2015 X	0.2500	27,350 per 10,000 units	27,100 per 10,000 units	2015/10/29	200,000,000	2015/06/16
68490	BNP Paribas Arbit Issu B.V.	HSCEI R Bear CBBC Dec 2015 U	0.2500	14,200 per 10,000 units	14,000 per 10,000 units	2015/12/30	100,000,000	2015/06/17
68442	BNP Paribas Arbit Issu B.V.	HSI R Bull CBBC Jan 2016 M	0.2500	26,400 per 10,000 units	26,600 per 10,000 units	2016/01/28	200,000,000	2015/06/17
68447	BNP Paribas Arbit Issu B.V.	HSI R Bull CBBC Jan 2016 S	0.2500	26,600 per 10,000 units	26,800 per 10,000 units	2016/01/28	200,000,000	2015/06/17
68446	BNP Paribas Arbit Issu B.V.	HSI R Bull CBBC Feb 2016 K	0.2500	26,500 per 10,000 units	26,700 per 10,000 units	2016/02/26	200,000,000	2015/06/17
68451	BNP Paribas Arbit Issu B.V.	HSI R Bull CBBC Feb 2016 L	0.2500	26,700 per 10,000 units	26,900 per 10,000 units	2016/02/26	200,000,000	2015/06/17
68489	BNP Paribas Arbit Issu B.V.	HSI R Bear CBBC Sep 2015 F	0.2500	27,100 per 10,000 units	26,900 per 10,000 units	2015/09/29	200,000,000	2015/06/17
68463	BNP Paribas Arbit Issu B.V.	HSI R Bear CBBC Sep 2015 H	0.2500	26,900 per 10,000 units	26,700 per 10,000 units	2015/09/29	200,000,000	2015/06/17
68488	BNP Paribas Arbit Issu B.V.	HSI R Bear CBBC Oct 2015 C	0.2500	27,000 per 10,000 units	26,800 per 10,000 units	2015/10/29	200,000,000	2015/06/17
68353	Credit Suisse AG	HSI R Bull CBBC Jan 2016 Q	0.2500	26,725 per 12,000 units	27,025 per 12,000 units	2016/01/28	200,000,000	2015/06/17
68355	Credit Suisse AG	HSI R Bull CBBC Jan 2016 R	0.2500	26,600 per 10,000 units	26,800 per 10,000 units	2016/01/28	200,000,000	2015/06/17

Newly listed callable bull/bear contracts (continued)

Code	Issuer	Name of issue	Issue prices (HK\$)	Strike price (HKD) / Strike level per 10 units	Call price (HKD) / Call level per 10 units	Expiry date	No. of issue (units)	Listing date
68357	Credit Suisse AG	HSI R Bull CBBC Jan 2016 S	0.2500	26,400 per 10,000 units	26,600 per 10,000 units	2016/01/28	200,000,000	2015/06/17
68345	Credit Suisse AG	HSI R Bull CBBC Mar 2016 A	0.2500	25,850 per 10,000 units	26,050 per 10,000 units	2016/03/30	200,000,000	2015/06/17
68346	Credit Suisse AG	HSI R Bull CBBC Mar 2016 B	0.2500	25,700 per 10,000 units	25,900 per 10,000 units	2016/03/30	200,000,000	2015/06/17
68349	Credit Suisse AG	HSI R Bull CBBC Mar 2016 C	0.2500	25,450 per 10,000 units	25,650 per 10,000 units	2016/03/30	200,000,000	2015/06/17
68351	Credit Suisse AG	HSI R Bull CBBC Mar 2016 D	0.2500	25,150 per 10,000 units	25,350 per 10,000 units	2016/03/30	200,000,000	2015/06/17
68369	Credit Suisse AG	HSI R Bear CBBC Oct 2015 E	0.2500	27,350 per 10,000 units	27,100 per 10,000 units	2015/10/29	200,000,000	2015/06/17
68374	Credit Suisse AG	HSI R Bear CBBC Nov 2015 R	0.2500	27,150 per 12,000 units	26,900 per 12,000 units	2015/11/27	200,000,000	2015/06/17
68376	Credit Suisse AG	HSI R Bear CBBC Nov 2015 S	0.2500	26,988 per 15,000 units	26,688 per 15,000 units	2015/11/27	200,000,000	2015/06/17
68304	HK Bank	China Mobile R Bear CBBC Jul 2016 A	0.2500	109.88 per 100 units	107.88 per 100 units	2016/07/18	60,000,000	2015/06/17
68310	HK Bank	HKEx R Bull CBBC Jun 2016 H	0.2500	275.88 per 100 units	280.88 per 100 units	2016/06/27	100,000,000	2015/06/17
68300	HK Bank	HS H-SH ETF R Bull CBBC Sep 2016 A	0.2500	121.88 per 100 units	123.88 per 100 units	2016/09/30	100,000,000	2015/06/17
68303	HK Bank	HSCEI R Bear CBBC May 2016 E	0.2500	14,388 per 10,000 units	14,188 per 10,000 units	2016/05/30	68,000,000	2015/06/17
68302	HK Bank	HSI R Bull CBBC May 2016 B	0.2500	25,898 per 15,000 units	26,098 per 15,000 units	2016/05/30	150,000,000	2015/06/17
68290	HK Bank	HSI R Bull CBBC Jul 2016 B	0.2500	25,198 per 15,000 units	25,398 per 15,000 units	2016/07/28	150,000,000	2015/06/17
68295	HK Bank	HSI R Bear CBBC Mar 2016 R	0.2500	27,588 per 15,000 units	27,388 per 15,000 units	2016/03/30	100,000,000	2015/06/17
68291	HK Bank	HSI R Bear CBBC Apr 2016 O	0.2500	28,578 per 20,000 units	28,328 per 20,000 units	2016/04/28	400,000,000	2015/06/17
68301	HK Bank	HSI R Bear CBBC May 2016 I	0.2500	27,388 per 15,000 units	27,188 per 15,000 units	2016/05/30	100,000,000	2015/06/17
68294	HK Bank	Ping An R Bull CBBC Apr 2016 H	0.2500	100.38 per 100 units	102.88 per 100 units	2016/04/25	188,000,000	2015/06/17
68358	J P Morgan SP BV	HSI R Bull CBBC Jan 2016 T	0.2500	26,600 per 10,000 units	26,800 per 10,000 units	2016/01/28	200,000,000	2015/06/17
68359	J P Morgan SP BV	HSI R Bull CBBC Feb 2016 T	0.2500	26,400 per 10,000 units	26,600 per 10,000 units	2016/02/26	200,000,000	2015/06/17
68421	J P Morgan SP BV	HSI R Bear CBBC Sep 2015 K	0.2500	26,888 per 10,000 units	26,688 per 10,000 units	2015/09/29	200,000,000	2015/06/17
68426	J P Morgan SP BV	HSI R Bear CBBC Sep 2015 L	0.2500	27,300 per 10,000 units	27,100 per 10,000 units	2015/09/29	200,000,000	2015/06/17
68423	J P Morgan SP BV	HSI R Bear CBBC Oct 2015 V	0.2500	27,100 per 10,000 units	26,900 per 10,000 units	2015/10/29	200,000,000	2015/06/17
68439	J P Morgan SP BV	HSI R Bear CBBC Oct 2015 W	0.2500	27,500 per 10,000 units	27,300 per 10,000 units	2015/10/29	200,000,000	2015/06/17
68495	Standard Chartered Bank	HSCEI R Bull CBBC Oct 2015 I	0.2500	12,680 per 10,000 units	12,880 per 10,000 units	2015/10/29	100,000,000	2015/06/17
68499	Standard Chartered Bank	HSCEI R Bear CBBC Oct 2015 C	0.2500	14,480 per 10,000 units	14,280 per 10,000 units	2015/10/29	100,000,000	2015/06/17
68316	Standard Chartered Bank	HSI R Bull CBBC Sep 2015 Q	0.2500	26,680 per 20,000 units	26,980 per 20,000 units	2015/09/29	100,000,000	2015/06/17
68341	Standard Chartered Bank	HSI R Bull CBBC Sep 2015 R	0.2500	26,480 per 20,000 units	26,780 per 20,000 units	2015/09/29	100,000,000	2015/06/17
68491	Standard Chartered Bank	HSI R Bull CBBC Sep 2015 S	0.2500	26,380 per 15,000 units	26,680 per 15,000 units	2015/09/29	100,000,000	2015/06/17
68344	Standard Chartered Bank	HSI R Bear CBBC Sep 2015 O	0.2500	27,480 per 20,000 units	27,180 per 20,000 units	2015/09/29	100,000,000	2015/06/17
68492	Standard Chartered Bank	HSI R Bear CBBC Sep 2015 P	0.2500	27,380 per 15,000 units	27,080 per 15,000 units	2015/09/29	100,000,000	2015/06/17
68493	Standard Chartered Bank	HSI R Bear CBBC Sep 2015 Q	0.2500	27,280 per 20,000 units	26,980 per 20,000 units	2015/09/29	100,000,000	2015/06/17
68335	SGA Societe Generale Acceptance N.V.	HSI R Bull CBBC Feb 16D	0.2500	26,308 per 10,000 units	26,408 per 10,000 units	2016/02/26	200,000,000	2015/06/17
68360	SGA Societe Generale Acceptance N.V.	HSI R Bull CBBC Feb 16I	0.2500	26,708 per 10,000 units	26,808 per 10,000 units	2016/02/26	200,000,000	2015/06/17
68500	SGA Societe Generale Acceptance N.V.	HSI R Bear CBBC Nov 15A	0.2500	26,788 per 10,000 units	26,688 per 10,000 units	2015/11/27	200,000,000	2015/06/17
68501	SGA Societe Generale Acceptance N.V.	HSI R Bear CBBC Nov 15D	0.2500	26,988 per 10,000 units	26,888 per 10,000 units	2015/11/27	200,000,000	2015/06/17
68339	SGA Societe Generale Acceptance N.V.	HSI R Bear CBBC Nov 15Z	0.2500	27,288 per 10,000 units	27,188 per 10,000 units	2015/11/27	200,000,000	2015/06/17
68340	SGA Societe Generale Acceptance N.V.	HSI R Bear CBBC Dec 15K	0.2500	27,800 per 20,000 units	27,700 per 20,000 units	2015/12/30	400,000,000	2015/06/17
68404	UBS AG	HSCEI R Bull CBBC Jan 2016 F	0.2500	13,600 per 10,000 units	13,800 per 10,000 units	2016/01/28	200,000,000	2015/06/17
68417	UBS AG	HSCEI R Bear CBBC Nov 2015 G	0.2500	14,000 per 10,000 units	13,800 per 10,000 units	2015/11/27	200,000,000	2015/06/17
68378	UBS AG	HSI R Bull CBBC Jan 2016 K	0.2500	26,750 per 10,000 units	26,950 per 10,000 units	2016/01/28	200,000,000	2015/06/17
68379	UBS AG	HSI R Bull CBBC Jan 2016 L	0.2500	26,550 per 10,000 units	26,800 per 10,000 units	2016/01/28	200,000,000	2015/06/17
68402	UBS AG	HSI R Bull CBBC Feb 2016 G	0.2500	26,450 per 10,000 units	26,650 per 10,000 units	2016/02/26	200,000,000	2015/06/17

Newly listed callable bull/bear contracts (continued)

Code	Issuer	Name of issue	Issue prices (HK\$)	Strike price (HKD) / Strike level per 10 units	Call price (HKD) / Call level per 10 units	Expiry date	No. of issue (units)	Listing date
68377	UBS AG	HSI R Bull CBBC Mar 2016 P	0.2500	26,795 per 12,000 units	27,045 per 12,000 units	2016/03/30	200,000,000	2015/06/17
68412	UBS AG	HSI R Bear CBBC Oct 2015 A	0.2500	27,150 per 10,000 units	26,900 per 10,000 units	2015/10/29	200,000,000	2015/06/17
68406	UBS AG	HSI R Bear CBBC Oct 2015 Y	0.2500	26,938 per 12,000 units	26,688 per 12,000 units	2015/10/29	200,000,000	2015/06/17
68409	UBS AG	HSI R Bear CBBC Oct 2015 Z	0.2500	26,950 per 10,000 units	26,750 per 10,000 units	2015/10/29	200,000,000	2015/06/17
68414	UBS AG	HSI R Bear CBBC Nov 2015 E	0.2500	27,250 per 10,000 units	27,050 per 10,000 units	2015/11/27	200,000,000	2015/06/17
68415	UBS AG	HSI R Bear CBBC Nov 2015 F	0.2500	27,450 per 10,000 units	27,200 per 10,000 units	2015/11/27	200,000,000	2015/06/17
68606	Credit Suisse AG	HSCEI R Bull CBBC Jan 2016 C	0.2500	12,800 per 10,000 units	13,000 per 10,000 units	2016/01/28	108,000,000	2015/06/18
68607	Credit Suisse AG	HSCEI R Bull CBBC Jan 2016 D	0.2500	13,500 per 10,000 units	13,700 per 10,000 units	2016/01/28	108,000,000	2015/06/18
68613	Credit Suisse AG	HSCEI R Bear CBBC Oct 2015 H	0.2500	14,100 per 10,000 units	13,900 per 10,000 units	2015/10/29	108,000,000	2015/06/18
68637	Credit Suisse AG	HSI R Bull CBBC Mar 2016 E	0.2500	26,450 per 10,000 units	26,650 per 10,000 units	2016/03/30	200,000,000	2015/06/18
68642	Credit Suisse AG	HSI R Bull CBBC Mar 2016 F	0.2500	26,673 per 12,000 units	26,923 per 12,000 units	2016/03/30	200,000,000	2015/06/18
68578	Credit Suisse AG	HSI R Bear CBBC Nov 2015 T	0.2500	27,000 per 12,000 units	26,750 per 12,000 units	2015/11/27	200,000,000	2015/06/18
68587	Credit Suisse AG	HSI R Bear CBBC Nov 2015 U	0.2500	27,150 per 10,000 units	26,950 per 10,000 units	2015/11/27	200,000,000	2015/06/18
68597	Credit Suisse AG	HSI R Bear CBBC Nov 2015 V	0.2500	27,400 per 10,000 units	27,150 per 10,000 units	2015/11/27	200,000,000	2015/06/18
68598	Credit Suisse AG	HSI R Bear CBBC Nov 2015 W	0.2500	27,650 per 10,000 units	27,400 per 10,000 units	2015/11/27	200,000,000	2015/06/18
68694	Bank of East Asia	BOCL R Bull CBBC May 2016 A	0.2500	4.5000	4.6800	2016/05/20	50,000,000	2015/06/18
68691	Bank of East Asia	CITIC Sec R Bull CBBC Feb 2016 B	0.6000	23.8800	25.8800	2016/02/29	20,000,000	2015/06/18
68689	Bank of East Asia	HS H-SH ETF R Bull CBBC Jun 2016 A	0.2500	122 per 100 units	125 per 100 units	2016/06/02	40,000,000	2015/06/18
68684	Bank of East Asia	Tracker Fund R Bull CBBC Apr 2016 A	0.2500	25.6000	26.0000	2016/04/07	40,000,000	2015/06/18
68560	HK Bank	CNOOC R Bull CBBC Oct 2016 A	0.3200	8.5800	9.0800	2016/10/31	60,000,000	2015/06/18
68518	HK Bank	HKEx R Bull CBBC Jun 2016 I	0.3400	255.88 per 100 units	260.88 per 100 units	2016/06/15	100,000,000	2015/06/18
68515	HK Bank	HKEx R Bull CBBC Jul 2016 C	0.2500	261.88 per 100 units	266.88 per 100 units	2016/07/25	100,000,000	2015/06/18
68534	HK Bank	HSI R Bull CBBC Apr 2016 L	0.2500	25,298 per 15,000 units	25,498 per 15,000 units	2016/04/28	150,000,000	2015/06/18
68535	HK Bank	HSI R Bull CBBC Jun 2016 G	0.2500	24,998 per 15,000 units	25,198 per 15,000 units	2016/06/29	150,000,000	2015/06/18
68556	HK Bank	HSI R Bull CBBC Jun 2016 H	0.2500	24,498 per 15,000 units	24,698 per 15,000 units	2016/06/29	150,000,000	2015/06/18
68545	HK Bank	HSI R Bull CBBC Jul 2016 C	0.2500	24,798 per 15,000 units	24,998 per 15,000 units	2016/07/28	150,000,000	2015/06/18
68559	HK Bank	Lenovo R Bull CBBC Sep 2016 A	0.2500	9.0800	9.5800	2016/09/05	60,000,000	2015/06/18
68514	HK Bank	PetCh R Bear CBBC Oct 2016 A	0.2500	10.2800	9.8800	2016/10/26	40,000,000	2015/06/18
68573	J P Morgan SP BV	HSI R Bull CBBC Feb 2016 V	0.2500	26,700 per 10,000 units	26,900 per 10,000 units	2016/02/26	200,000,000	2015/06/18
68574	J P Morgan SP BV	HSI R Bull CBBC Mar 2016 K	0.2500	26,500 per 10,000 units	26,700 per 10,000 units	2016/03/30	200,000,000	2015/06/18
68575	J P Morgan SP BV	HSI R Bull CBBC Apr 2016 B	0.2500	26,150 per 10,000 units	26,350 per 10,000 units	2016/04/28	200,000,000	2015/06/18
68576	J P Morgan SP BV	HSI R Bear CBBC Sep 2015 M	0.2500	27,200 per 10,000 units	27,000 per 10,000 units	2015/09/29	200,000,000	2015/06/18
68577	J P Morgan SP BV	HSI R Bear CBBC Nov 2015 D	0.2500	27,450 per 10,000 units	27,250 per 10,000 units	2015/11/27	200,000,000	2015/06/18
68563	Macquarie Bank Ltd.	HSI R Bear CBBC Sep 2015 F	0.2500	27,700 per 10,000 units	27,500 per 10,000 units	2015/09/29	40,000,000	2015/06/18
68565	Standard Chartered Bank	HSI R Bear CBBC Sep 2015 R	0.2500	27,780 per 10,000 units	27,580 per 10,000 units	2015/09/29	100,000,000	2015/06/18
68502	SGA Societe Generale Acceptance N.V.	HSI R Bull CBBC Feb16 J	0.2500	26,558 per 10,000 units	26,658 per 10,000 units	2016/02/26	200,000,000	2015/06/18
68562	SGA Societe Generale Acceptance N.V.	HSI R Bull CBBC Feb16 K	0.2500	26,808 per 10,000 units	26,908 per 10,000 units	2016/02/26	200,000,000	2015/06/18
68561	SGA Societe Generale Acceptance N.V.	HSI R Bull CBBC Mar16 D	0.2500	26,608 per 10,000 units	26,708 per 10,000 units	2016/03/30	200,000,000	2015/06/18
68504	SGA Societe Generale Acceptance N.V.	HSI R Bear CBBC Oct15 R	0.2500	26,888 per 10,000 units	26,788 per 10,000 units	2015/10/29	200,000,000	2015/06/18
68510	SGA Societe Generale Acceptance N.V.	HSI R Bear CBBC Dec15 L	0.2500	27,088 per 10,000 units	26,988 per 10,000 units	2015/12/30	200,000,000	2015/06/18
68665	UBS AG	HSI R Bull CBBC Dec 2015 W	0.2500	26,550 per 10,000 units	26,750 per 10,000 units	2015/12/30	200,000,000	2015/06/18
68680	UBS AG	HSI R Bull CBBC Jan 2016 M	0.2500	26,350 per 10,000 units	26,600 per 10,000 units	2016/01/28	200,000,000	2015/06/18
68661	UBS AG	HSI R Bull CBBC Mar 2016 Q	0.2500	26,650 per 10,000 units	26,900 per 10,000 units	2016/03/30	200,000,000	2015/06/18

Newly listed callable bull/bear contracts (continued)

Code	Issuer	Name of issue	Issue prices (HK\$)	Strike price (HKD) / Strike level per 10 units	Call price (HKD) / Call level per 10 units	Expiry date	No. of issue (units)	Listing date
68654	UBS AG	HSI R Bear CBBC Oct 2015 B	0.2500	26,950 per 10,000 units	26,700 per 10,000 units	2015/10/29	200,000,000	2015/06/18
68658	UBS AG	HSI R Bear CBBC Oct 2015 D	0.2500	27,250 per 10,000 units	27,000 per 10,000 units	2015/10/29	200,000,000	2015/06/18
68656	UBS AG	HSI R Bear CBBC Nov 2015 G	0.2500	27,050 per 10,000 units	26,850 per 10,000 units	2015/11/27	200,000,000	2015/06/18
68659	UBS AG	HSI R Bear CBBC Nov 2015 H	0.2500	27,350 per 10,000 units	27,150 per 10,000 units	2015/11/27	200,000,000	2015/06/18
68763	BNP Paribas Arbit Issu B.V.	HSCEI R Bull CBBC Nov 2015 C	0.2500	13,400 per 10,000 units	13,600 per 10,000 units	2015/11/27	100,000,000	2015/06/19
68757	BNP Paribas Arbit Issu B.V.	HSI R Bull CBBC Jan 2016 T	0.2500	27,000 per 10,000 units	27,200 per 10,000 units	2016/01/28	200,000,000	2015/06/19
68760	BNP Paribas Arbit Issu B.V.	HSI R Bull CBBC Feb 2016 M	0.2500	26,900 per 10,000 units	27,100 per 10,000 units	2016/02/26	200,000,000	2015/06/19
68762	BNP Paribas Arbit Issu B.V.	HSI R Bear CBBC Nov 2015 A	0.2500	27,500 per 10,000 units	27,300 per 10,000 units	2015/11/27	200,000,000	2015/06/19
68725	Credit Suisse AG	HSI R Bull CBBC Dec 2015 N	0.2500	26,450 per 10,000 units	26,700 per 10,000 units	2015/12/30	200,000,000	2015/06/19
68756	Credit Suisse AG	HSI R Bull CBBC Dec 2015 O	0.2500	27,030 per 12,000 units	27,280 per 12,000 units	2015/12/30	200,000,000	2015/06/19
68732	Credit Suisse AG	HSI R Bull CBBC Dec 2015 P	0.2500	26,700 per 10,000 units	26,900 per 10,000 units	2015/12/30	200,000,000	2015/06/19
68750	Credit Suisse AG	HSI R Bull CBBC Dec 2015 Q	0.2500	26,900 per 10,000 units	27,100 per 10,000 units	2015/12/30	200,000,000	2015/06/19
68722	Credit Suisse AG	HSI R Bear CBBC Sep 2015 H	0.2500	27,250 per 10,000 units	27,050 per 10,000 units	2015/09/29	200,000,000	2015/06/19
68723	Credit Suisse AG	HSI R Bear CBBC Nov 2015 X	0.2500	27,450 per 10,000 units	27,250 per 10,000 units	2015/11/27	200,000,000	2015/06/19
68724	Credit Suisse AG	HSI R Bear CBBC Nov 2015 Y	0.2500	28,125 per 10,000 units	27,925 per 10,000 units	2015/11/27	200,000,000	2015/06/19
68717	Credit Suisse AG	HSI R Bear CBBC Dec 2015 J	0.2500	27,175 per 12,000 units	26,925 per 12,000 units	2015/12/30	200,000,000	2015/06/19
68862	J P Morgan SP BV	HSI R Bull CBBC Feb 2016 W	0.2500	27,080 per 10,000 units	27,280 per 10,000 units	2016/02/26	200,000,000	2015/06/19
68867	J P Morgan SP BV	HSI R Bull CBBC Mar 2016 L	0.2500	26,900 per 10,000 units	27,100 per 10,000 units	2016/03/30	200,000,000	2015/06/19
68851	J P Morgan SP BV	HSI R Bear CBBC Sep 2015 J	0.2500	27,650 per 10,000 units	27,450 per 10,000 units	2015/09/29	200,000,000	2015/06/19
68745	J P Morgan SP BV	HSI R Bear CBBC Oct 2015 X	0.2500	27,350 per 10,000 units	27,150 per 10,000 units	2015/10/29	200,000,000	2015/06/19
68861	J P Morgan SP BV	HSI R Bear CBBC Oct 2015 Y	0.2500	28,050 per 10,000 units	27,850 per 10,000 units	2015/10/29	200,000,000	2015/06/19
68764	Standard Chartered Bank	HKEx R Bull CBBC Feb 2016 B	0.2500	278.88 per 100 units	288.88 per 100 units	2016/02/02	50,000,000	2015/06/19
68701	Standard Chartered Bank	HSI R Bull CBBC Sep 2015 T	0.2500	26,280 per 20,000 units	26,580 per 20,000 units	2015/09/29	100,000,000	2015/06/19
68707	SGA Societe Generale Acceptance N.V.	HSI R Bull CBBC Feb16 L	0.2500	26,958 per 10,000 units	27,058 per 10,000 units	2016/02/26	200,000,000	2015/06/19
68708	SGA Societe Generale Acceptance N.V.	HSI R Bear CBBC Dec15 M	0.2500	27,238 per 10,000 units	27,138 per 10,000 units	2015/12/30	200,000,000	2015/06/19
68714	SGA Societe Generale Acceptance N.V.	HSI R Bear CBBC Dec15 N	0.2500	27,588 per 10,000 units	27,488 per 10,000 units	2015/12/30	200,000,000	2015/06/19
68787	UBS AG	CKH R Bull CBBC Oct 2016 A	0.2500	101 per 100 units	105 per 100 units	2016/10/31	50,000,000	2015/06/19
68815	UBS AG	HSCEI R Bear CBBC Oct 2015 J	0.2500	14,200 per 10,000 units	14,000 per 10,000 units	2015/10/29	200,000,000	2015/06/19
68817	UBS AG	HSI R Bull CBBC Jan 2016 N	0.2500	26,950 per 10,000 units	27,150 per 10,000 units	2016/01/28	200,000,000	2015/06/19
68833	UBS AG	HSI R Bull CBBC Feb 2016 E	0.2500	26,650 per 10,000 units	26,850 per 10,000 units	2016/02/26	200,000,000	2015/06/19
68816	UBS AG	HSI R Bull CBBC Mar 2016 R	0.2500	27,030 per 12,000 units	27,280 per 12,000 units	2016/03/30	200,000,000	2015/06/19
68819	UBS AG	HSI R Bull CBBC Mar 2016 S	0.2500	26,750 per 10,000 units	27,000 per 10,000 units	2016/03/30	200,000,000	2015/06/19
68849	UBS AG	HSI R Bull CBBC Mar 2016 T	0.2500	26,450 per 10,000 units	26,700 per 10,000 units	2016/03/30	200,000,000	2015/06/19
68803	UBS AG	HSI R Bear CBBC Sep 2015 R	0.2500	27,550 per 10,000 units	27,350 per 10,000 units	2015/09/29	200,000,000	2015/06/19
68811	UBS AG	HSI R Bear CBBC Oct 2015 E	0.2500	27,338 per 12,000 units	27,088 per 12,000 units	2015/10/29	200,000,000	2015/06/19
68778	UBS AG	HSI R Bear CBBC Nov 2015 I	0.2500	27,158 per 12,000 units	26,908 per 12,000 units	2015/11/27	200,000,000	2015/06/19
68923	Credit Suisse AG	HS H-SH ETF R Bull CBBC Jan 2016 A	0.2500	129.80 per 100 units	132.80 per 100 units	2016/01/28	50,000,000	2015/06/22
68930	Credit Suisse AG	HS H-SH ETF R Bull CBBC Jan 2016 B	0.2500	122.10 per 100 units	125.10 per 100 units	2016/01/28	50,000,000	2015/06/22
68915	Credit Suisse AG	HSI R Bull CBBC Feb 2016 O	0.2500	27,050 per 10,000 units	27,250 per 10,000 units	2016/02/26	200,000,000	2015/06/22
68916	Credit Suisse AG	HSI R Bull CBBC Feb 2016 P	0.2500	26,800 per 10,000 units	27,000 per 10,000 units	2016/02/26	200,000,000	2015/06/22
68922	Credit Suisse AG	HSI R Bull CBBC Feb 2016 Q	0.2500	26,500 per 10,000 units	26,750 per 10,000 units	2016/02/26	200,000,000	2015/06/22
68953	Credit Suisse AG	HSI R Bear CBBC Sep 2015 A	0.2500	27,250 per 10,000 units	27,000 per 10,000 units	2015/09/29	200,000,000	2015/06/22
68945	Credit Suisse AG	HSI R Bear CBBC Oct 2015 D	0.2500	27,550 per 10,000 units	27,350 per 10,000 units	2015/10/29	200,000,000	2015/06/22

Newly listed callable bull/bear contracts (continued)

Code	Issuer	Name of issue	Issue prices (HK\$)	Strike price (HKD) / Strike level per 10 units	Call price (HKD) / Call level per 10 units	Expiry date	No. of issue (units)	Listing date
68960	Credit Suisse AG	HSI R Bear CBBC Nov 2015 Z	0.2500	27,162 per 15,000 units	26,862 per 15,000 units	2015/11/27	200,000,000	2015/06/22
68905	HK Bank	A50 R Bear CBBC May 2016 A	0.2500	16.6800	16.4800	2016/05/30	50,000,000	2015/06/22
68889	HK Bank	HSI R Bull CBBC Apr 2016 M	0.2500	26,598 per 15,000 units	26,798 per 15,000 units	2016/04/28	150,000,000	2015/06/22
68874	HK Bank	HSI R Bull CBBC Jun 2016 I	0.2500	26,798 per 15,000 units	26,998 per 15,000 units	2016/06/29	150,000,000	2015/06/22
68904	HK Bank	HSI R Bear CBBC May 2016 J	0.2500	28,078 per 20,000 units	27,828 per 20,000 units	2016/05/30	400,000,000	2015/06/22
68914	J P Morgan SP BV	HSI R Bull CBBC Feb 2016 X	0.2500	26,788 per 10,000 units	26,988 per 10,000 units	2016/02/26	200,000,000	2015/06/22
68986	J P Morgan SP BV	HSI R Bull CBBC Feb 2016 Y	0.2500	26,488 per 10,000 units	26,688 per 10,000 units	2016/02/26	200,000,000	2015/06/22
68913	J P Morgan SP BV	HSI R Bull CBBC Mar 2016 M	0.2500	27,000 per 10,000 units	27,200 per 10,000 units	2016/03/30	200,000,000	2015/06/22
68990	J P Morgan SP BV	HSI R Bull CBBC Mar 2016 N	0.2500	26,000 per 10,000 units	26,200 per 10,000 units	2016/03/30	200,000,000	2015/06/22
68997	J P Morgan SP BV	HSI R Bear CBBC Sep 2015 N	0.2500	27,062 per 10,000 units	26,862 per 10,000 units	2015/09/29	200,000,000	2015/06/22
69012	J P Morgan SP BV	HSI R Bear CBBC Sep 2015 O	0.2500	27,588 per 10,000 units	27,388 per 10,000 units	2015/09/29	200,000,000	2015/06/22
68912	Standard Chartered Bank	HSI R Bull CBBC Sep 2015 U	0.2500	26,580 per 10,000 units	26,880 per 10,000 units	2015/09/29	100,000,000	2015/06/22
68976	UBS AG	HKEx R Bull CBBC Oct 2016 A	0.2500	270 per 100 units	280 per 100 units	2016/10/24	50,000,000	2015/06/22
68937	UBS AG	HSI R Bull CBBC Feb 2016 H	0.2500	26,950 per 10,000 units	27,200 per 10,000 units	2016/02/26	200,000,000	2015/06/22
68939	UBS AG	HSI R Bull CBBC Feb 2016 J	0.2500	26,738 per 12,000 units	26,988 per 12,000 units	2016/02/26	200,000,000	2015/06/22
68977	UBS AG	HSI R Bear CBBC Oct 2015 F	0.2500	27,112 per 12,000 units	26,862 per 12,000 units	2015/10/29	200,000,000	2015/06/22
69298	BNP Paribas Arbit Issu B.V.	CSOP A50 ETF R Bear CBBC Sep15B	0.2500	19.3000	19.0000	2015/09/29	100,000,000	2015/06/23
69302	BNP Paribas Arbit Issu B.V.	A50 R Bear CBBC Nov 2015 B	0.2500	17.3000	17.0000	2015/11/27	100,000,000	2015/06/23
69291	BNP Paribas Arbit Issu B.V.	HKEx R Bull CBBC Dec 2015 C	0.2500	270 per 100 units	275 per 100 units	2015/12/30	40,000,000	2015/06/23
69290	BNP Paribas Arbit Issu B.V.	HSCEI R Bear CBBC Nov 2015 C	0.2500	14,000 per 10,000 units	13,800 per 10,000 units	2015/11/27	100,000,000	2015/06/23
69288	BNP Paribas Arbit Issu B.V.	HSI R Bear CBBC Oct 2015 D	0.2500	26,800 per 10,000 units	26,600 per 10,000 units	2015/10/29	200,000,000	2015/06/23
69292	BNP Paribas Arbit Issu B.V.	Ping An R Bull CBBC Dec 2015 C	0.2500	100.50 per 100 units	103 per 100 units	2015/12/30	68,000,000	2015/06/23
69295	BNP Paribas Arbit Issu B.V.	TCH R Bull CBBC Dec 2015 C	0.2500	142 per 100 units	145 per 100 units	2015/12/30	50,000,000	2015/06/23
69115	Credit Suisse AG	HSCEI R Bull CBBC Dec 2015 L	0.2500	13,200 per 10,000 units	13,400 per 10,000 units	2015/12/30	108,000,000	2015/06/23
69222	Credit Suisse AG	HSCEI R Bull CBBC Dec 2015 M	0.2500	13,000 per 10,000 units	13,200 per 10,000 units	2015/12/30	108,000,000	2015/06/23
69116	Credit Suisse AG	HSCEI R Bear CBBC Sep 2015 H	0.2500	13,900 per 10,000 units	13,700 per 10,000 units	2015/09/29	108,000,000	2015/06/23
69166	Credit Suisse AG	HSCEI R Bear CBBC Sep 2015 I	0.2500	13,700 per 10,000 units	13,500 per 10,000 units	2015/09/29	108,000,000	2015/06/23
69221	Credit Suisse AG	HSCEI R Bear CBBC Sep 2015 J	0.2500	13,488 per 10,000 units	13,288 per 10,000 units	2015/09/29	108,000,000	2015/06/23
69094	Credit Suisse AG	HSI R Bull CBBC Mar 2016 G	0.2500	26,611 per 12,000 units	26,861 per 12,000 units	2016/03/30	200,000,000	2015/06/23
69105	Credit Suisse AG	HSI R Bull CBBC Mar 2016 H	0.2500	26,525 per 10,000 units	26,725 per 10,000 units	2016/03/30	200,000,000	2015/06/23
69107	Credit Suisse AG	HSI R Bull CBBC Mar 2016 I	0.2500	26,075 per 10,000 units	26,275 per 10,000 units	2016/03/30	200,000,000	2015/06/23
69086	Credit Suisse AG	HSI R Bull CBBC Apr 2016 A	0.2500	25,550 per 10,000 units	25,750 per 10,000 units	2016/04/28	200,000,000	2015/06/23
69087	Credit Suisse AG	HSI R Bull CBBC Apr 2016 B	0.2500	25,375 per 10,000 units	25,575 per 10,000 units	2016/04/28	200,000,000	2015/06/23
69088	Credit Suisse AG	HSI R Bull CBBC Apr 2016 C	0.2500	25,200 per 10,000 units	25,450 per 10,000 units	2016/04/28	200,000,000	2015/06/23
69226	Credit Suisse AG	HSI R Bear CBBC Nov 2015 A	0.2500	26,867 per 15,000 units	26,567 per 15,000 units	2015/11/27	200,000,000	2015/06/23
69228	Credit Suisse AG	HSI R Bear CBBC Nov 2015 B	0.2500	26,900 per 10,000 units	26,700 per 10,000 units	2015/11/27	200,000,000	2015/06/23
69229	Credit Suisse AG	HSI R Bear CBBC Nov 2015 C	0.2500	27,325 per 10,000 units	27,125 per 10,000 units	2015/11/27	200,000,000	2015/06/23
69059	HK Bank	CC Bank R Bear CBBC Feb 2016 C	0.2500	8.5300	8.4300	2016/02/15	40,000,000	2015/06/23
69013	HK Bank	CSOP A50 ETF R Bear CBBC Jun 2016 B	0.2500	18.4800	18.2800	2016/06/27	40,000,000	2015/06/23
69071	HK Bank	Galaxy Ent R Bear CBBC Jun 2016 A	0.5500	38.2700	36.2700	2016/06/27	60,000,000	2015/06/23
69050	HK Bank	HKEx R Bear CBBC Jun 2016 A	0.2500	304.88 per 100 units	299.88 per 100 units	2016/06/27	50,000,000	2015/06/23
69044	HK Bank	HSI R Bear CBBC Mar 2016 S	0.2500	27,688 per 15,000 units	27,488 per 15,000 units	2016/03/30	100,000,000	2015/06/23
69047	HK Bank	HSI R Bear CBBC Mar 2016 T	0.2500	28,088 per 15,000 units	27,888 per 15,000 units	2016/03/30	100,000,000	2015/06/23

Newly listed callable bull/bear contracts (continued)

Code	Issuer	Name of issue	Issue prices (HK\$)	Strike price (HKD) / Strike level per 10 units	Call price (HKD) / Call level per 10 units	Expiry date	No. of issue (units)	Listing date
69019	HK Bank	HSI R Bear CBBC Apr 2016 P	0.2500	27,188 per 15,000 units	26,988 per 15,000 units	2016/04/28	100,000,000	2015/06/23
69171	J P Morgan SP BV	HSCEI R Bull CBBC Mar 2016 E	0.2500	13,200 per 10,000 units	13,400 per 10,000 units	2016/03/30	100,000,000	2015/06/23
69280	J P Morgan SP BV	HSCEI R Bear CBBC Oct 2015 A	0.2500	14,000 per 10,000 units	13,800 per 10,000 units	2015/10/29	100,000,000	2015/06/23
69129	J P Morgan SP BV	HSI R Bull CBBC Feb 2016 O	0.2500	26,588 per 10,000 units	26,788 per 10,000 units	2016/02/26	200,000,000	2015/06/23
69264	J P Morgan SP BV	HSI R Bull CBBC Feb 2016 P	0.2500	26,250 per 10,000 units	26,450 per 10,000 units	2016/02/26	200,000,000	2015/06/23
69273	J P Morgan SP BV	HSI R Bull CBBC Mar 2016 O	0.2500	25,888 per 10,000 units	26,088 per 10,000 units	2016/03/30	200,000,000	2015/06/23
69277	J P Morgan SP BV	HSI R Bull CBBC Apr 2016 C	0.2500	25,588 per 10,000 units	25,788 per 10,000 units	2016/04/28	200,000,000	2015/06/23
69247	J P Morgan SP BV	HSI R Bear CBBC Sep 2015 P	0.2500	26,767 per 10,000 units	26,567 per 10,000 units	2015/09/29	200,000,000	2015/06/23
69257	J P Morgan SP BV	HSI R Bear CBBC Oct 2015 Z	0.2500	27,088 per 10,000 units	26,888 per 10,000 units	2015/10/29	200,000,000	2015/06/23
69179	Standard Chartered Bank	HSCEI R Bear CBBC Oct 2015 D	0.2500	14,080 per 10,000 units	13,880 per 10,000 units	2015/10/29	100,000,000	2015/06/23
69163	Standard Chartered Bank	HSI R Bull CBBC Sep 2015 V	0.2500	25,880 per 20,000 units	26,180 per 20,000 units	2015/09/29	100,000,000	2015/06/23
69180	Standard Chartered Bank	HSI R Bull CBBC Sep 2015 W	0.2500	26,230 per 10,000 units	26,430 per 10,000 units	2015/09/29	100,000,000	2015/06/23
69083	SGA Societe Generale Acceptance N.V.	HSI R Bull CBBC Jan16 T	0.2500	26,758 per 10,000 units	26,858 per 10,000 units	2016/01/28	200,000,000	2015/06/23
69079	SGA Societe Generale Acceptance N.V.	HSI R Bull CBBC Feb16 B	0.2500	26,008 per 10,000 units	26,108 per 10,000 units	2016/02/26	200,000,000	2015/06/23
69084	SGA Societe Generale Acceptance N.V.	HSI R Bear CBBC Oct15 W	0.2500	27,038 per 10,000 units	26,938 per 10,000 units	2015/10/29	200,000,000	2015/06/23
69085	SGA Societe Generale Acceptance N.V.	HSI R Bear CBBC Nov15 B	0.2500	27,388 per 10,000 units	27,288 per 10,000 units	2015/11/27	200,000,000	2015/06/23
69188	UBS AG	HSCEI R Bull CBBC Jan 2016 G	0.2500	13,400 per 10,000 units	13,600 per 10,000 units	2016/01/28	200,000,000	2015/06/23
69189	UBS AG	HSCEI R Bull CBBC Feb 2016 D	0.2500	13,200 per 10,000 units	13,400 per 10,000 units	2016/02/26	200,000,000	2015/06/23
69190	UBS AG	HSCEI R Bull CBBC Feb 2016 E	0.2500	12,550 per 10,000 units	12,750 per 10,000 units	2016/02/26	200,000,000	2015/06/23
69202	UBS AG	HSCEI R Bear CBBC Oct 2015 K	0.2500	13,700 per 10,000 units	13,500 per 10,000 units	2015/10/29	200,000,000	2015/06/23
69181	UBS AG	HSI R Bull CBBC Jan 2016 R	0.2500	26,611 per 12,000 units	26,861 per 12,000 units	2016/01/28	200,000,000	2015/06/23
69186	UBS AG	HSI R Bull CBBC Jan 2016 S	0.2500	26,388 per 12,000 units	26,638 per 12,000 units	2016/01/28	200,000,000	2015/06/23
69187	UBS AG	HSI R Bull CBBC Feb 2016 N	0.2500	26,338 per 10,000 units	26,538 per 10,000 units	2016/02/26	200,000,000	2015/06/23
69205	UBS AG	HSI R Bear CBBC Nov 2015 J	0.2500	26,817 per 12,000 units	26,567 per 12,000 units	2015/11/27	200,000,000	2015/06/23
69206	UBS AG	HSI R Bear CBBC Nov 2015 K	0.2500	26,850 per 10,000 units	26,650 per 10,000 units	2015/11/27	200,000,000	2015/06/23
69210	UBS AG	HSI R Bear CBBC Nov 2015 L	0.2500	27,050 per 12,000 units	26,800 per 12,000 units	2015/11/27	200,000,000	2015/06/23
69220	UBS AG	HSI R Bear CBBC Nov 2015 M	0.2500	27,150 per 10,000 units	26,950 per 10,000 units	2015/11/27	200,000,000	2015/06/23
69408	BNP Paribas Arbit Issu B.V.	HSCEI R Bear CBBC Dec 2015 V	0.2500	13,800 per 10,000 units	13,600 per 10,000 units	2015/12/30	100,000,000	2015/06/24
69550	BNP Paribas Arbit Issu B.V.	HSI R Bull CBBC Jan 2016 Y	0.2500	26,500 per 10,000 units	26,700 per 10,000 units	2016/01/28	200,000,000	2015/06/24
69552	BNP Paribas Arbit Issu B.V.	HSI R Bull CBBC Feb 2016 N	0.2500	26,400 per 10,000 units	26,600 per 10,000 units	2016/02/26	200,000,000	2015/06/24
69405	BNP Paribas Arbit Issu B.V.	HSI R Bear CBBC Sep 2015 G	0.2500	26,900 per 10,000 units	26,700 per 10,000 units	2015/09/29	200,000,000	2015/06/24
69548	BNP Paribas Arbit Issu B.V.	HSI R Bear CBBC Nov 2015 B	0.2500	27,000 per 10,000 units	26,800 per 10,000 units	2015/11/27	200,000,000	2015/06/24
69521	Credit Suisse AG	China Mobile R Bear CBBC Oct 2015 B	0.2500	109.10 per 100 units	106.60 per 100 units	2015/10/27	80,000,000	2015/06/24
69520	Credit Suisse AG	HKEx R Bear CBBC Oct 2015 C	0.3200	316 per 100 units	308 per 100 units	2015/10/27	80,000,000	2015/06/24
69516	Credit Suisse AG	HSI R Bull CBBC Jan 2016 T	0.2500	26,400 per 10,000 units	26,600 per 10,000 units	2016/01/28	200,000,000	2015/06/24
69519	Credit Suisse AG	HSI R Bull CBBC Jan 2016 U	0.2500	26,503 per 12,000 units	26,753 per 12,000 units	2016/01/28	200,000,000	2015/06/24
69480	Credit Suisse AG	HSI R Bear CBBC Dec 2015 K	0.2500	26,850 per 12,000 units	26,600 per 12,000 units	2015/12/30	200,000,000	2015/06/24
69481	Credit Suisse AG	HSI R Bear CBBC Dec 2015 L	0.2500	27,000 per 10,000 units	26,800 per 10,000 units	2015/12/30	200,000,000	2015/06/24
69461	Bank of East Asia	CC Bank R Bull CBBC May 2016 B	0.2500	6.4000	6.6890	2016/05/05	60,000,000	2015/06/24
69474	Bank of East Asia	CKH R Bull CBBC Nov 2016 A	0.2500	96 per 100 units	100 per 100 units	2016/11/14	40,000,000	2015/06/24
69472	Bank of East Asia	HKEx R Bull CBBC Apr 2016 A	0.2800	257.60 per 100 units	267.689 per 100 units	2016/04/20	40,000,000	2015/06/24
69450	Bank of East Asia	ICBC R Bull CBBC Apr 2016 A	0.2500	5.4000	5.6890	2016/04/11	60,000,000	2015/06/24
69471	Bank of East Asia	Ping An R Bull CBBC May 2016 B	0.2500	99.60 per 100 units	103.689 per 100 units	2016/05/10	40,000,000	2015/06/24

Newly listed callable bull/bear contracts (continued)

Code	Issuer	Name of issue	Issue prices (HK\$)	Strike price (HKD) / Strike level per 10 units	Call price (HKD) / Call level per 10 units	Expiry date	No. of issue (units)	Listing date
69396	HK Bank	ABC R Bull CBBC Oct 2016 B	0.2500	3.4800	3.6300	2016/10/17	80,000,000	2015/06/24
69401	HK Bank	ABC R Bull CBBC Nov 2016 A	0.2500	2.9800	3.1300	2016/11/14	80,000,000	2015/06/24
69376	HK Bank	CC Bank R Bull CBBC Oct 2016 C	0.2500	5.9300	6.0300	2016/10/31	100,000,000	2015/06/24
69378	HK Bank	CC Bank R Bull CBBC Nov 2016 A	0.2500	5.6300	5.7300	2016/11/14	100,000,000	2015/06/24
69394	HK Bank	CC Bank R Bull CBBC Nov 2016 B	0.2500	5.3300	5.4300	2016/11/28	100,000,000	2015/06/24
69351	HK Bank	Minsheng Bank R Bull CBBC Oct 2016 A	0.2500	7.8300	8.0800	2016/10/17	60,000,000	2015/06/24
69338	HK Bank	CSOP A50 ETF R Bear CBBC Jul 2016 A	0.2500	17.8800	17.6800	2016/07/11	40,000,000	2015/06/24
69325	HK Bank	A50 R Bear CBBC Jun 2016 A	0.2500	16.1800	15.9800	2016/06/27	50,000,000	2015/06/24
69317	HK Bank	HSCEI R Bull CBBC Jun 2016 B	0.2500	11,988 per 10,000 units	12,188 per 10,000 units	2016/06/29	100,000,000	2015/06/24
69323	HK Bank	HSCEI R Bull CBBC Jul 2016 A	0.2500	11,588 per 10,000 units	11,788 per 10,000 units	2016/07/28	100,000,000	2015/06/24
69324	HK Bank	HSCEI R Bull CBBC Aug 2016 C	0.2500	11,188 per 10,000 units	11,388 per 10,000 units	2016/08/30	100,000,000	2015/06/24
69322	HK Bank	HSCEI R Bear CBBC Apr 2016 H	0.2500	13,788 per 10,000 units	13,588 per 10,000 units	2016/04/28	68,000,000	2015/06/24
69318	HK Bank	HSCEI R Bear CBBC May 2016 F	0.2500	14,088 per 10,000 units	13,888 per 10,000 units	2016/05/30	68,000,000	2015/06/24
69369	HK Bank	HSI R Bull CBBC Apr 2016 N	0.2500	24,698 per 15,000 units	24,898 per 15,000 units	2016/04/28	150,000,000	2015/06/24
69315	HK Bank	HSI R Bear CBBC Apr 2016 Q	0.2500	26,988 per 15,000 units	26,788 per 15,000 units	2016/04/28	100,000,000	2015/06/24
69528	J P Morgan SP BV	HSI R Bull CBBC Jan 2016 V	0.2500	26,400 per 10,000 units	26,600 per 10,000 units	2016/01/28	200,000,000	2015/06/24
69529	J P Morgan SP BV	HSI R Bull CBBC Mar 2016 P	0.2500	26,050 per 10,000 units	26,250 per 10,000 units	2016/03/30	200,000,000	2015/06/24
69402	J P Morgan SP BV	HSI R Bear CBBC Sep 2015 W	0.2500	26,800 per 10,000 units	26,600 per 10,000 units	2015/09/29	200,000,000	2015/06/24
69531	J P Morgan SP BV	HSI R Bear CBBC Nov 2015 E	0.2500	27,288 per 10,000 units	27,088 per 10,000 units	2015/11/27	200,000,000	2015/06/24
69412	Standard Chartered Bank	HSI R Bear CBBC Sep 2015 S	0.2500	27,530 per 10,000 units	27,330 per 10,000 units	2015/09/29	100,000,000	2015/06/24
69413	Standard Chartered Bank	HSI R Bear CBBC Sep 2015 T	0.2500	27,080 per 10,000 units	26,880 per 10,000 units	2015/09/29	100,000,000	2015/06/24
69423	SGA Societe Generale Acceptance N.V.	HSI R Bull CBBC Jan16 J	0.2500	26,508 per 10,000 units	26,608 per 10,000 units	2016/01/28	200,000,000	2015/06/24
69421	SGA Societe Generale Acceptance N.V.	HSI R Bull CBBC Feb16 G	0.2500	25,708 per 10,000 units	25,808 per 10,000 units	2016/02/26	200,000,000	2015/06/24
69425	SGA Societe Generale Acceptance N.V.	HSI R Bear CBBC Nov15 S	0.2500	26,788 per 10,000 units	26,688 per 10,000 units	2015/11/27	200,000,000	2015/06/24
69449	SGA Societe Generale Acceptance N.V.	HSI R Bear CBBC Dec15 O	0.2500	27,500 per 20,000 units	27,400 per 20,000 units	2015/12/30	400,000,000	2015/06/24
69515	UBS AG	HSCEI R Bear CBBC Nov 2015 H	0.2500	13,500 per 10,000 units	13,300 per 10,000 units	2015/11/27	200,000,000	2015/06/24
69533	UBS AG	HSI R Bull CBBC Jan 2016 U	0.2500	26,503 per 12,000 units	26,753 per 12,000 units	2016/01/28	200,000,000	2015/06/24
69534	UBS AG	HSI R Bull CBBC Feb 2016 K	0.2500	26,450 per 10,000 units	26,650 per 10,000 units	2016/02/26	200,000,000	2015/06/24
69547	UBS AG	HSI R Bull CBBC Mar 2016 U	0.2500	26,138 per 10,000 units	26,338 per 10,000 units	2016/03/30	200,000,000	2015/06/24
69504	UBS AG	HSI R Bear CBBC Oct 2015 J	0.2500	26,850 per 12,000 units	26,600 per 12,000 units	2015/10/29	200,000,000	2015/06/24
69514	UBS AG	HSI R Bear CBBC Oct 2015 N	0.2500	26,950 per 10,000 units	26,750 per 10,000 units	2015/10/29	200,000,000	2015/06/24
69577	Credit Suisse AG	HSI R Bull CBBC Feb 2016 R	0.2500	26,488 per 12,000 units	26,738 per 12,000 units	2016/02/26	200,000,000	2015/06/25
69580	Credit Suisse AG	HSI R Bull CBBC Feb 2016 S	0.2500	26,177 per 10,000 units	26,377 per 10,000 units	2016/02/26	200,000,000	2015/06/25
69584	Credit Suisse AG	HSI R Bear CBBC Dec 2015 M	0.2500	26,995 per 15,000 units	26,695 per 15,000 units	2015/12/30	200,000,000	2015/06/25
69586	Credit Suisse AG	HSI R Bear CBBC Dec 2015 N	0.2500	27,277 per 10,000 units	27,077 per 10,000 units	2015/12/30	200,000,000	2015/06/25
69604	J P Morgan SP BV	HSCEI R Bear CBBC Feb 2016 B	0.2500	13,700 per 10,000 units	13,500 per 10,000 units	2016/02/26	100,000,000	2015/06/25
69576	J P Morgan SP BV	HSI R Bull CBBC Mar 2016 Q	0.2500	26,500 per 10,000 units	26,700 per 10,000 units	2016/03/30	200,000,000	2015/06/25
69608	J P Morgan SP BV	HSI R Bull CBBC Mar 2016 R	0.2500	25,788 per 10,000 units	25,988 per 10,000 units	2016/03/30	200,000,000	2015/06/25
69607	J P Morgan SP BV	HSI R Bear CBBC Sep 2015 X	0.2500	26,900 per 10,000 units	26,700 per 10,000 units	2015/09/29	200,000,000	2015/06/25
69609	J P Morgan SP BV	HSI R Bear CBBC Nov 2015 F	0.2500	27,388 per 10,000 units	27,188 per 10,000 units	2015/11/27	200,000,000	2015/06/25
69555	SGA Societe Generale Acceptance N.V.	HSI R Bull CBBC Feb16 H	0.2500	26,408 per 10,000 units	26,508 per 10,000 units	2016/02/26	200,000,000	2015/06/25
69556	SGA Societe Generale Acceptance N.V.	HSI R Bull CBBC Feb16 M	0.2500	26,608 per 10,000 units	26,708 per 10,000 units	2016/02/26	200,000,000	2015/06/25
69563	SGA Societe Generale Acceptance N.V.	HSI R Bear CBBC Dec15 P	0.2500	26,888 per 10,000 units	26,788 per 10,000 units	2015/12/30	200,000,000	2015/06/25

Newly listed callable bull/bear contracts (continued)

Code	Issuer	Name of issue	Issue prices (HK\$)	Strike price (HKD) / Strike level per 10 units	Call price (HKD) / Call level per 10 units	Expiry date	No. of issue (units)	Listing date
69564	UBS AG	HSI R Bull CBBC Feb 2016 O	0.2500	26,550 per 10,000 units	26,750 per 10,000 units	2016/02/26	200,000,000	2015/06/25
69587	UBS AG	HSI R Bull CBBC Mar 2016 V	0.2500	26,350 per 10,000 units	26,600 per 10,000 units	2016/03/30	200,000,000	2015/06/25
69590	UBS AG	HSI R Bear CBBC Oct 2015 R	0.2500	26,950 per 12,000 units	26,700 per 12,000 units	2015/10/29	200,000,000	2015/06/25
69591	UBS AG	HSI R Bear CBBC Nov 2015 N	0.2500	27,050 per 10,000 units	26,850 per 10,000 units	2015/11/27	200,000,000	2015/06/25
69723	BNP Paribas Arbit Issu B.V.	CSOP A50 ETF R Bull CBBC Dec15P	0.2500	15 per units	15.30 per units	2015/12/30	100,000,000	2015/06/26
69645	BNP Paribas Arbit Issu B.V.	CSOP A50 ETF R Bear CBBC Sep15C	0.2500	18.80 per units	18.50 per units	2015/09/29	100,000,000	2015/06/26
69705	BNP Paribas Arbit Issu B.V.	CSOP A50 ETF R Bear CBBC Sep15D	0.2500	17.80 per units	17.50 per units	2015/09/29	100,000,000	2015/06/26
69636	BNP Paribas Arbit Issu B.V.	A50 R Bear CBBC Nov 2015 C	0.2500	16.80 per units	16.50 per units	2015/11/27	100,000,000	2015/06/26
69703	BNP Paribas Arbit Issu B.V.	A50 R Bear CBBC Nov 2015 D	0.2500	15.80 per units	15.50 per units	2015/11/27	100,000,000	2015/06/26
69690	BNP Paribas Arbit Issu B.V.	HKEEx R Bull CBBC Dec 2015 D	0.2700	260 per units	265 per units	2015/12/30	40,000,000	2015/06/26
69700	BNP Paribas Arbit Issu B.V.	HKEEx R Bear CBBC Dec 2015 B	0.2500	305 per units	300 per units	2015/12/30	40,000,000	2015/06/26
69686	BNP Paribas Arbit Issu B.V.	HSI R Bull CBBC Jan 2016 Z	0.2500	26,700 per 10,000 units	26,900 per 10,000 units	2016/01/28	200,000,000	2015/06/26
69685	BNP Paribas Arbit Issu B.V.	HSI R Bull CBBC Feb 2016 O	0.2500	26,600 per 10,000 units	26,800 per 10,000 units	2016/02/26	200,000,000	2015/06/26
69630	BNP Paribas Arbit Issu B.V.	HSI R Bear CBBC Oct 2015 F	0.2500	27,200 per 10,000 units	27,000 per 10,000 units	2015/10/29	200,000,000	2015/06/26
69628	BNP Paribas Arbit Issu B.V.	HSI R Bear CBBC Nov 2015 C	0.2500	27,100 per 10,000 units	26,900 per 10,000 units	2015/11/27	200,000,000	2015/06/26
69722	Credit Suisse AG	CSOP A50 ETF R Bear CBBC Oct 2015 D	0.3000	19.06 per units	18.56 per units	2015/10/29	150,000,000	2015/06/26
69721	Credit Suisse AG	A50 China R Bear CBBC Oct 2015 C	0.2500	16.56 per units	16.06 per units	2015/10/29	150,000,000	2015/06/26
69611	Credit Suisse AG	HSI R Bull CBBC Feb 2016 T	0.2500	26,450 per 10,000 units	26,650 per 10,000 units	2016/02/26	200,000,000	2015/06/26
69707	Credit Suisse AG	HSI R Bull CBBC Feb 2016 U	0.2500	26,700 per 12,000 units	26,950 per 12,000 units	2016/02/26	200,000,000	2015/06/26
69708	Credit Suisse AG	HSI R Bull CBBC Feb 2016 V	0.2500	26,600 per 10,000 units	26,800 per 10,000 units	2016/02/26	200,000,000	2015/06/26
69614	Credit Suisse AG	HSI R Bear CBBC Nov 2015 F	0.2500	27,000 per 12,000 units	26,750 per 12,000 units	2015/11/27	200,000,000	2015/06/26
69622	Credit Suisse AG	HSI R Bear CBBC Nov 2015 M	0.2500	27,100 per 10,000 units	26,900 per 10,000 units	2015/11/27	200,000,000	2015/06/26
69684	J P Morgan SP BV	HSI R Bull CBBC Jan 2016 X	0.2500	26,700 per 10,000 units	26,900 per 10,000 units	2016/01/28	200,000,000	2015/06/26
69724	J P Morgan SP BV	HSI R Bull CBBC Mar 2016 S	0.2500	26,388 per 10,000 units	26,588 per 10,000 units	2016/03/30	200,000,000	2015/06/26
69646	J P Morgan SP BV	HSI R Bear CBBC Oct 2015 A	0.2500	27,000 per 10,000 units	26,800 per 10,000 units	2015/10/29	200,000,000	2015/06/26
69712	Standard Chartered Bank	Galaxy Ent R Bull CBBC Jan 2016 A	0.6000	29.38 per units	32.88 per units	2016/01/22	50,000,000	2015/06/26
69647	Standard Chartered Bank	HSI R Bull CBBC Oct 2015 N	0.2500	26,480 per 10,000 units	26,680 per 10,000 units	2015/10/29	100,000,000	2015/06/26
69651	Standard Chartered Bank	HSI R Bull CBBC Oct 2015 O	0.2500	26,130 per 10,000 units	26,330 per 10,000 units	2015/10/29	100,000,000	2015/06/26
69720	UBS AG	HSCEI R Bull CBBC Jan 2016 H	0.2500	13,000 per 10,000 units	13,200 per 10,000 units	2016/01/28	200,000,000	2015/06/26
69717	UBS AG	HSI R Bull CBBC Feb 2016 P	0.2500	26,650 per 10,000 units	26,850 per 10,000 units	2016/02/26	200,000,000	2015/06/26
69715	UBS AG	HSI R Bull CBBC Mar 2016 W	0.2500	26,734 per 10,000 units	26,984 per 10,000 units	2016/03/30	200,000,000	2015/06/26
69663	UBS AG	HSI R Bear CBBC Oct 2015 T	0.2500	26,945 per 12,000 units	26,695 per 12,000 units	2015/10/29	200,000,000	2015/06/26
69674	UBS AG	HSI R Bear CBBC Oct 2015 Y	0.2500	27,150 per 12,000 units	26,900 per 12,000 units	2015/10/29	200,000,000	2015/06/26
69760	BNP Paribas Arbit Issu B.V.	Ch Mob R Bull CBBC Dec 2015 B	0.2500	84 per 100 units	86 per 100 units	2015/12/30	75,000,000	2015/06/29
69753	BNP Paribas Arbit Issu B.V.	HS H-SH ETF R Bull CBBC Jan16A	0.2500	125 per 100 units	128 per 100 units	2016/01/28	60,000,000	2015/06/29
69758	BNP Paribas Arbit Issu B.V.	HS H-SH ETF R Bear CBBC Nov15A	0.2500	143 per 100 units	140 per 100 units	2015/11/27	60,000,000	2015/06/29
69821	BNP Paribas Arbit Issu B.V.	HSI R Bull CBBC Feb 2016 P	0.2500	26,800 per 10,000 units	27,000 per 10,000 units	2016/02/26	200,000,000	2015/06/29
69820	BNP Paribas Arbit Issu B.V.	HSI R Bear CBBC Nov 2015 D	0.2500	27,300 per 10,000 units	27,100 per 10,000 units	2015/11/27	200,000,000	2015/06/29
69759	BNP Paribas Arbit Issu B.V.	Ping An R Bull CBBC Dec 2015 D	0.2500	90.50 per 100 units	93 per 100 units	2015/12/30	68,000,000	2015/06/29
69775	Credit Suisse AG	HSI R Bull CBBC Jan 2016 V	0.2500	26,650 per 10,000 units	26,850 per 10,000 units	2016/01/28	200,000,000	2015/06/29
69781	Credit Suisse AG	HSI R Bull CBBC Jan 2016 W	0.2500	26,780 per 12,000 units	27,080 per 12,000 units	2016/01/28	200,000,000	2015/06/29
69748	Credit Suisse AG	HSI R Bear CBBC Jan 2016 A	0.2500	27,061 per 15,000 units	26,761 per 15,000 units	2016/01/28	200,000,000	2015/06/29
69749	Credit Suisse AG	HSI R Bear CBBC Jan 2016 B	0.2500	27,150 per 10,000 units	26,950 per 10,000 units	2016/01/28	200,000,000	2015/06/29

Newly listed callable bull/bear contracts (continued)

Code	Issuer	Name of issue	Issue prices (HK\$)	Strike price (HKD) / Strike level per 10 units	Call price (HKD) / Call level per 10 units	Expiry date	No. of issue (units)	Listing date
69769	Credit Suisse AG	HSI R Bear CBBC Jan 2016 C	0.2500	27,350 per 10,000 units	27,150 per 10,000 units	2016/01/28	200,000,000	2015/06/29
69726	HK Bank	CSOP A50 ETF R Bear CBBC May 2016 B	0.2500	16.8800	16.6800	2016/05/09	40,000,000	2015/06/29
69725	HK Bank	CSOP A50 ETF R Bear CBBC Jun 2016 C	0.2500	17.3800	17.1800	2016/06/06	40,000,000	2015/06/29
69733	HK Bank	A50 R Bear CBBC May 2016 B	0.2500	15.1800	14.9800	2016/05/09	50,000,000	2015/06/29
69727	HK Bank	A50 R Bear CBBC Jun 2016 B	0.2500	15.6800	15.4800	2016/06/06	50,000,000	2015/06/29
69805	J P Morgan SP BV	HSI R Bull CBBC Jan 2016 K	0.2500	26,600 per 10,000 units	26,800 per 10,000 units	2016/01/28	200,000,000	2015/06/29
69801	J P Morgan SP BV	HSI R Bull CBBC Feb 2016 Z	0.2500	26,880 per 10,000 units	27,080 per 10,000 units	2016/02/26	200,000,000	2015/06/29
69800	J P Morgan SP BV	HSI R Bear CBBC Sep 2015 C	0.2500	27,488 per 10,000 units	27,288 per 10,000 units	2015/09/29	200,000,000	2015/06/29
69750	J P Morgan SP BV	HSI R Bear CBBC Sep 2015 Y	0.2500	27,100 per 10,000 units	26,900 per 10,000 units	2015/09/29	200,000,000	2015/06/29
69747	Standard Chartered Bank	HKEx R Bear CBBC Mar 2016 B	0.3200	309.88 per 100 units	299.88 per 100 units	2016/03/11	50,000,000	2015/06/29
69746	Standard Chartered Bank	HSI R Bull CBBC Sep 2015 X	0.2500	26,330 per 10,000 units	26,530 per 10,000 units	2015/09/29	100,000,000	2015/06/29
69767	Standard Chartered Bank	HSI R Bull CBBC Sep 2015 Y	0.2500	26,480 per 20,000 units	26,780 per 20,000 units	2015/09/29	100,000,000	2015/06/29
69745	Standard Chartered Bank	HSI R Bear CBBC Sep 2015 U	0.2500	27,430 per 10,000 units	27,230 per 10,000 units	2015/09/29	100,000,000	2015/06/29
69817	SGA Societe Generale Acceptance N.V.	HSI R Bull CBBC Jan16 O	0.2500	26,958 per 10,000 units	27,058 per 10,000 units	2016/01/28	200,000,000	2015/06/29
69806	SGA Societe Generale Acceptance N.V.	HSI R Bull CBBC Feb16 N	0.2500	26,808 per 10,000 units	26,908 per 10,000 units	2016/02/26	200,000,000	2015/06/29
69744	SGA Societe Generale Acceptance N.V.	HSI R Bear CBBC Nov15 W	0.2500	26,988 per 10,000 units	26,888 per 10,000 units	2015/11/27	200,000,000	2015/06/29
69783	SGA Societe Generale Acceptance N.V.	HSI R Bear CBBC Dec15 Q	0.2500	27,188 per 10,000 units	27,088 per 10,000 units	2015/12/30	200,000,000	2015/06/29
69791	UBS AG	HKEx R Bull CBBC Nov 2016 A	0.2500	265 per 100 units	275 per 100 units	2016/11/07	50,000,000	2015/06/29
69793	UBS AG	HSI R Bull CBBC Mar 2016 X	0.2500	26,830 per 12,000 units	27,080 per 12,000 units	2016/03/30	200,000,000	2015/06/29
69797	UBS AG	HSI R Bull CBBC Mar 2016 Y	0.2500	26,750 per 10,000 units	26,950 per 10,000 units	2016/03/30	200,000,000	2015/06/29
69799	UBS AG	HSI R Bull CBBC Mar 2016 Z	0.2500	26,550 per 10,000 units	26,800 per 10,000 units	2016/03/30	200,000,000	2015/06/29
69740	UBS AG	HSI R Bear CBBC Oct 2015 Z	0.2500	27,250 per 12,000 units	27,000 per 12,000 units	2015/10/29	200,000,000	2015/06/29
69735	UBS AG	HSI R Bear CBBC Nov 2015 O	0.2500	27,011 per 12,000 units	26,761 per 12,000 units	2015/11/27	200,000,000	2015/06/29
69785	UBS AG	HSI R Bear CBBC Nov 2015 P	0.2500	27,350 per 10,000 units	27,150 per 10,000 units	2015/11/27	200,000,000	2015/06/29
69908	BNP Paribas Arbit Issu B.V.	HSCEI R Bull CBBC Nov 2015 D	0.2500	13,000 per 10,000 units	13,200 per 10,000 units	2015/11/27	100,000,000	2015/06/30
69903	BNP Paribas Arbit Issu B.V.	HSI R Bull CBBC Jan 2016 O	0.2500	26,900 per 10,000 units	27,100 per 10,000 units	2016/01/28	200,000,000	2015/06/30
69976	BNP Paribas Arbit Issu B.V.	HSI R Bull CBBC Jan 2016 U	0.2500	27,100 per 10,000 units	27,300 per 10,000 units	2016/01/28	200,000,000	2015/06/30
69975	BNP Paribas Arbit Issu B.V.	HSI R Bull CBBC Feb 2016 Q	0.2500	27,000 per 10,000 units	27,200 per 10,000 units	2016/02/26	200,000,000	2015/06/30
69841	BNP Paribas Arbit Issu B.V.	HSI R Bear CBBC Oct 2015 G	0.2500	27,400 per 10,000 units	27,200 per 10,000 units	2015/10/29	200,000,000	2015/06/30
69909	BNP Paribas Arbit Issu B.V.	HSI R Bear CBBC Oct 2015 H	0.2500	27,600 per 10,000 units	27,400 per 10,000 units	2015/10/29	200,000,000	2015/06/30
69905	BNP Paribas Arbit Issu B.V.	HSI R Bear CBBC Nov 2015 E	0.2500	27,500 per 10,000 units	27,300 per 10,000 units	2015/11/27	200,000,000	2015/06/30
69857	Credit Suisse AG	CSOP A50 ETF R Bull CBBC Jan 2016 D	0.2500	14.6500	15.0500	2016/01/28	100,000,000	2015/06/30
69858	Credit Suisse AG	CSOP A50 ETF R Bear CBBC Nov 2015 C	0.2500	16.8800	16.4800	2015/11/24	100,000,000	2015/06/30
69860	Credit Suisse AG	CSOP A50 ETF R Bear CBBC Nov 2015 D	0.2500	17.8000	17.4000	2015/11/24	100,000,000	2015/06/30
69861	Credit Suisse AG	A50 China R Bull CBBC Jan 2016 D	0.2500	13.6600	14.0600	2016/01/28	100,000,000	2015/06/30
69862	Credit Suisse AG	A50 China R Bear CBBC Nov 2015 C	0.2500	15.3800	14.9800	2015/11/24	100,000,000	2015/06/30
69867	Credit Suisse AG	A50 China R Bear CBBC Nov 2015 D	0.2500	15.9500	15.5500	2015/11/24	100,000,000	2015/06/30
69856	Credit Suisse AG	HKEx R Bull CBBC Dec 2015 F	0.2500	261 per 100 units	269 per 100 units	2015/12/22	100,000,000	2015/06/30
69895	Credit Suisse AG	HSI R Bull CBBC Feb 2016 W	0.2500	26,700 per 10,000 units	26,900 per 10,000 units	2016/02/26	200,000,000	2015/06/30
69898	Credit Suisse AG	HSI R Bull CBBC Feb 2016 X	0.2500	26,950 per 10,000 units	27,150 per 10,000 units	2016/02/26	200,000,000	2015/06/30
69901	Credit Suisse AG	HSI R Bull CBBC Feb 2016 Y	0.2500	27,083 per 12,000 units	27,333 per 12,000 units	2016/02/26	200,000,000	2015/06/30
69851	Credit Suisse AG	HSI R Bear CBBC Dec 2015 O	0.2500	27,350 per 12,000 units	27,100 per 12,000 units	2015/12/30	200,000,000	2015/06/30
69869	Credit Suisse AG	HSI R Bear CBBC Dec 2015 P	0.2500	27,450 per 10,000 units	27,250 per 10,000 units	2015/12/30	200,000,000	2015/06/30

Newly listed callable bull/bear contracts (continued)

Code	Issuer	Name of issue	Issue prices (HK\$)	Strike price (HKD) / Strike level per 10 units	Call price (HKD) / Call level per 10 units	Expiry date	No. of issue (units)	Listing date
69872	Credit Suisse AG	HSI R Bear CBBC Dec 2015 Q	0.2500	27,655 per 10,000 units	27,455 per 10,000 units	2015/12/30	200,000,000	2015/06/30
69873	Credit Suisse AG	HSI R Bear CBBC Jan 2016 D	0.2500	28,250 per 10,000 units	28,050 per 10,000 units	2016/01/28	200,000,000	2015/06/30
69874	Credit Suisse AG	HSI R Bear CBBC Feb 2016 A	0.2500	28,775 per 10,000 units	28,575 per 10,000 units	2016/02/26	200,000,000	2015/06/30
69875	Credit Suisse AG	HSI R Bear CBBC Feb 2016 B	0.2500	28,977 per 10,000 units	28,777 per 10,000 units	2016/02/26	200,000,000	2015/06/30
69825	HK Bank	HSI R Bull CBBC May 2016 C	0.2500	26,798 per 15,000 units	26,998 per 15,000 units	2016/05/30	150,000,000	2015/06/30
69824	HK Bank	HSI R Bull CBBC Jun 2016 J	0.2500	26,398 per 15,000 units	26,598 per 15,000 units	2016/06/29	150,000,000	2015/06/30
69965	J P Morgan SP BV	China Life R Bull CBBC Jun 2016 A	0.2500	33.08 per 100 units	33.88 per 100 units	2016/06/29	100,000,000	2015/06/30
69956	J P Morgan SP BV	CSOP A50 ETF R Bull CBBC Mar 2016 A	0.2500	16.0800	16.2800	2016/03/02	100,000,000	2015/06/30
69957	J P Morgan SP BV	A50 China R Bull CBBC Mar 2016 A	0.2500	14.3000	14.5000	2016/03/02	100,000,000	2015/06/30
69958	J P Morgan SP BV	HKEx R Bull CBBC Jun 2016 A	0.2500	275 per 100 units	280 per 100 units	2016/06/02	100,000,000	2015/06/30
69960	J P Morgan SP BV	HKEx R Bull CBBC Jun 2016 B	0.2500	265 per 100 units	270 per 100 units	2016/06/02	100,000,000	2015/06/30
69955	J P Morgan SP BV	HSI R Bull CBBC Feb 2016 H	0.2500	26,800 per 10,000 units	27,000 per 10,000 units	2016/02/26	200,000,000	2015/06/30
69951	J P Morgan SP BV	HSI R Bull CBBC Mar 2016 T	0.2500	27,133 per 10,000 units	27,333 per 10,000 units	2016/03/30	200,000,000	2015/06/30
69826	J P Morgan SP BV	HSI R Bear CBBC Sep 2015 D	0.2500	27,300 per 10,000 units	27,100 per 10,000 units	2015/09/29	200,000,000	2015/06/30
69892	J P Morgan SP BV	HSI R Bear CBBC Sep 2015 K	0.2500	27,600 per 10,000 units	27,400 per 10,000 units	2015/09/29	200,000,000	2015/06/30
69950	J P Morgan SP BV	HSI R Bear CBBC Sep 2015 M	0.2500	27,950 per 10,000 units	27,750 per 10,000 units	2015/09/29	200,000,000	2015/06/30
69961	J P Morgan SP BV	Ping An R Bull CBBC Mar 2016 A	0.2500	106 per 100 units	108 per 100 units	2016/03/02	100,000,000	2015/06/30
69964	J P Morgan SP BV	Ping An R Bull CBBC Mar 2016 B	0.2500	98 per 100 units	100 per 100 units	2016/03/02	100,000,000	2015/06/30
69828	Standard Chartered Bank	CSOP A50 ETF R Bull CBBC Jan 2016A	0.2500	13.9800	14.3800	2016/01/22	50,000,000	2015/06/30
69838	Standard Chartered Bank	A50 China R Bull CBBC Jan 2016 A	0.2500	12.4800	12.8800	2016/01/22	50,000,000	2015/06/30
69827	Standard Chartered Bank	Ping An R Bull CBBC Jan 2016 A	0.2500	98.80 per 100 units	102.80 per 100 units	2016/01/29	50,000,000	2015/06/30
69842	SGA Societe Generale Acceptance N.V.	HSI R Bull CBBC Feb16 O	0.2500	26,908 per 10,000 units	27,008 per 10,000 units	2016/02/26	200,000,000	2015/06/30
69847	SGA Societe Generale Acceptance N.V.	HSI R Bull CBBC Feb16 P	0.2500	27,058 per 10,000 units	27,158 per 10,000 units	2016/02/26	200,000,000	2015/06/30
69849	SGA Societe Generale Acceptance N.V.	HSI R Bear CBBC Dec15 R	0.2500	27,288 per 10,000 units	27,188 per 10,000 units	2015/12/30	200,000,000	2015/06/30
69850	SGA Societe Generale Acceptance N.V.	HSI R Bear CBBC Dec15 S	0.2500	27,388 per 10,000 units	27,288 per 10,000 units	2015/12/30	200,000,000	2015/06/30
69916	UBS AG	HSCEI R Bull CBBC Feb 2016 F	0.2500	13,400 per 10,000 units	13,600 per 10,000 units	2016/02/26	200,000,000	2015/06/30
69921	UBS AG	HSI R Bull CBBC Feb 2016 Q	0.2500	27,083 per 12,000 units	27,333 per 12,000 units	2016/02/26	200,000,000	2015/06/30
69944	UBS AG	HSI R Bull CBBC Feb 2016 S	0.2500	26,850 per 10,000 units	27,050 per 10,000 units	2016/02/26	200,000,000	2015/06/30
69949	UBS AG	HSI R Bull CBBC Mar 2016 A	0.2500	26,650 per 10,000 units	26,900 per 10,000 units	2016/03/30	200,000,000	2015/06/30
69942	UBS AG	HSI R Bull CBBC Mar 2016 B	0.2500	26,950 per 10,000 units	27,200 per 10,000 units	2016/03/30	200,000,000	2015/06/30
69878	UBS AG	HSI R Bear CBBC Oct 2015 A	0.2500	27,450 per 12,000 units	27,200 per 12,000 units	2015/10/29	200,000,000	2015/06/30
69877	UBS AG	HSI R Bear CBBC Oct 2015 B	0.2500	27,331 per 12,000 units	27,081 per 12,000 units	2015/10/29	200,000,000	2015/06/30
69890	UBS AG	HSI R Bear CBBC Oct 2015 D	0.2500	27,550 per 10,000 units	27,350 per 10,000 units	2015/10/29	200,000,000	2015/06/30
60106	BNP Paribas Arbit Issu B.V.	CC Bank R Bull CBBC Dec 2015 B	0.2500	6.8500	7.0000	2015/12/30	100,000,000	2015/07/02
60197	BNP Paribas Arbit Issu B.V.	HSI R Bull CBBC Feb 2016 R	0.2500	27,200 per 10,000 units	27,400 per 10,000 units	2016/02/26	200,000,000	2015/07/02
60117	BNP Paribas Arbit Issu B.V.	TCH R Bear CBBC Dec 2015 B	0.2500	173 per 100 units	170 per 100 units	2015/12/30	50,000,000	2015/07/02
60075	Credit Suisse AG	HSCEI R Bull CBBC Nov 2015 J	0.2500	13,200 per 10,000 units	13,400 per 10,000 units	2015/11/27	108,000,000	2015/07/02
60077	Credit Suisse AG	HSCEI R Bull CBBC Nov 2015 K	0.2500	13,400 per 10,000 units	13,600 per 10,000 units	2015/11/27	108,000,000	2015/07/02
60196	Credit Suisse AG	HSI R Bull CBBC Jan 2016 A	0.2500	27,153 per 12,000 units	27,403 per 12,000 units	2016/01/28	200,000,000	2015/07/02
60088	Credit Suisse AG	HSI R Bull CBBC Jan 2016 X	0.2500	26,800 per 10,000 units	27,000 per 10,000 units	2016/01/28	200,000,000	2015/07/02
60093	Credit Suisse AG	HSI R Bull CBBC Jan 2016 Y	0.2500	27,050 per 10,000 units	27,250 per 10,000 units	2016/01/28	200,000,000	2015/07/02
60074	Credit Suisse AG	HSI R Bear CBBC Nov 2015 Q	0.2500	27,584 per 12,000 units	27,334 per 12,000 units	2015/11/27	200,000,000	2015/07/02
60080	Credit Suisse AG	HSI R Bear CBBC Nov 2015 S	0.2500	27,825 per 10,000 units	27,625 per 10,000 units	2015/11/27	200,000,000	2015/07/02

Newly listed callable bull/bear contracts (continued)

Code	Issuer	Name of issue	Issue prices (HK\$)	Strike price (HKD) / Strike level per 10 units	Call price (HKD) / Call level per 10 units	Expiry date	No. of issue (units)	Listing date
69996	HK Bank	China Mobile R Bull CBBC Jul 2016 A	0.2500	97.68 per 100 units	99.68 per 100 units	2016/07/18	120,000,000	2015/07/02
69981	HK Bank	CSOP A50 ETF R Bull CBBC Mar 2016 J	0.2500	15.5800	15.7800	2016/03/14	200,000,000	2015/07/02
69983	HK Bank	A50 R Bull CBBC Mar 2016 I	0.2500	14.0800	14.2800	2016/03/14	200,000,000	2015/07/02
69985	HK Bank	HKEX R Bull CBBC Jul 2016 D	0.2500	275.88 per 100 units	280.88 per 100 units	2016/07/18	80,000,000	2015/07/02
60013	HK Bank	HSCEI R Bull CBBC Mar 2016 G	0.2500	13,088 per 10,000 units	13,288 per 10,000 units	2016/03/30	100,000,000	2015/07/02
69979	HK Bank	HSI R Bull CBBC Jul 2016 D	0.2500	26,998 per 15,000 units	27,198 per 15,000 units	2016/07/28	150,000,000	2015/07/02
69977	HK Bank	TCH R Bull CBBC Jun 2016 C	0.2500	150.88 per 100 units	152.88 per 100 units	2016/06/27	100,000,000	2015/07/02
60189	J P Morgan SP BV	HSI R Bull CBBC Mar 2016 U	0.2500	27,200 per 10,000 units	27,400 per 10,000 units	2016/03/30	200,000,000	2015/07/02
60192	J P Morgan SP BV	HSI R Bull CBBC Mar 2016 V	0.2500	26,900 per 10,000 units	27,100 per 10,000 units	2016/03/30	200,000,000	2015/07/02
60194	J P Morgan SP BV	HSI R Bear CBBC Oct 2015 B	0.2500	27,650 per 10,000 units	27,450 per 10,000 units	2015/10/29	200,000,000	2015/07/02
60195	J P Morgan SP BV	HSI R Bear CBBC Nov 2015 G	0.2500	28,150 per 10,000 units	27,950 per 10,000 units	2015/11/27	200,000,000	2015/07/02
60047	Standard Chartered Bank	HSI R Bull CBBC Oct 2015 P	0.2500	26,680 per 10,000 units	26,880 per 10,000 units	2015/10/29	100,000,000	2015/07/02
60069	Standard Chartered Bank	HSI R Bull CBBC Oct 2015 Q	0.2500	26,680 per 20,000 units	26,980 per 20,000 units	2015/10/29	100,000,000	2015/07/02
60184	Standard Chartered Bank	HSI R Bull CBBC Oct 2015 R	0.2500	26,980 per 10,000 units	27,180 per 10,000 units	2015/10/29	100,000,000	2015/07/02
60065	Standard Chartered Bank	HSI R Bear CBBC Oct 2015 D	0.2500	27,930 per 10,000 units	27,730 per 10,000 units	2015/10/29	100,000,000	2015/07/02
60027	SGA Societe Generale Acceptance N.V.	HSI R Bull CBBC Feb16 Q	0.2500	27,208 per 10,000 units	27,308 per 10,000 units	2016/02/26	200,000,000	2015/07/02
60043	SGA Societe Generale Acceptance N.V.	HSI R Bear CBBC Nov15 A	0.2500	27,488 per 10,000 units	27,388 per 10,000 units	2015/11/27	200,000,000	2015/07/02
60144	UBS AG	HSCEI R Bull CBBC Dec 2015 M	0.2500	13,200 per 10,000 units	13,400 per 10,000 units	2015/12/30	200,000,000	2015/07/02
60170	UBS AG	HSI R Bull CBBC Jan 2016 Q	0.2500	26,750 per 10,000 units	27,000 per 10,000 units	2016/01/28	200,000,000	2015/07/02
60168	UBS AG	HSI R Bull CBBC Feb 2016 T	0.2500	27,050 per 10,000 units	27,250 per 10,000 units	2016/02/26	200,000,000	2015/07/02
60147	UBS AG	HSI R Bull CBBC Mar 2016 C	0.2500	27,150 per 10,000 units	27,400 per 10,000 units	2016/03/30	200,000,000	2015/07/02
60169	UBS AG	HSI R Bull CBBC Mar 2016 D	0.2500	26,850 per 10,000 units	27,100 per 10,000 units	2016/03/30	200,000,000	2015/07/02
60125	UBS AG	HSI R Bear CBBC Oct 2015 E	0.2500	27,650 per 10,000 units	27,450 per 10,000 units	2015/10/29	200,000,000	2015/07/02
60124	UBS AG	HSI R Bear CBBC Oct 2015 W	0.2500	27,584 per 12,000 units	27,334 per 12,000 units	2015/10/29	200,000,000	2015/07/02
60258	Credit Suisse AG	HSI R Bull CBBC Mar 2016 J	0.2500	27,200 per 10,000 units	27,400 per 10,000 units	2016/03/30	200,000,000	2015/07/03
60277	Credit Suisse AG	HSI R Bull CBBC Mar 2016 K	0.2500	27,000 per 10,000 units	27,200 per 10,000 units	2016/03/30	200,000,000	2015/07/03
60300	Credit Suisse AG	HSI R Bull CBBC Mar 2016 L	0.2500	26,850 per 10,000 units	27,050 per 10,000 units	2016/03/30	200,000,000	2015/07/03
60325	Credit Suisse AG	HSI R Bear CBBC Oct 2015 E	0.2500	27,396 per 12,000 units	27,146 per 12,000 units	2015/10/29	200,000,000	2015/07/03
60314	Credit Suisse AG	HSI R Bear CBBC Oct 2015 W	0.2500	27,600 per 10,000 units	27,400 per 10,000 units	2015/10/29	200,000,000	2015/07/03
60216	HK Bank	CNOOC R Bull CBBC Jul 2016 A	0.2500	9.7800	10.2800	2016/07/25	60,000,000	2015/07/03
60209	HK Bank	Sinopec Corp R Bull CBBC Jul 2016 B	0.2500	6.0300	6.3300	2016/07/25	80,000,000	2015/07/03
60235	HK Bank	Lenovo R Bull CBBC Sep 2016 B	0.2500	10.1800	10.6800	2016/09/12	60,000,000	2015/07/03
60213	HK Bank	PetCh R Bull CBBC Jul 2016 A	0.2500	8.1800	8.5800	2016/07/25	60,000,000	2015/07/03
60221	HK Bank	Ping An R Bull CBBC Apr 2016 I	0.2500	105.38 per 100 units	107.88 per 100 units	2016/04/18	188,000,000	2015/07/03
60257	HK Bank	Sands China R Bear CBBC Aug 2016 A	0.5000	33.2800	31.2800	2016/08/22	60,000,000	2015/07/03
60243	HK Bank	TCH R Bull CBBC Apr 2016 B	0.2500	155.88 per 100 units	157.88 per 100 units	2016/04/18	100,000,000	2015/07/03
60245	HK Bank	TCH R Bull CBBC Apr 2016 C	0.2500	148.38 per 100 units	150.38 per 100 units	2016/04/25	100,000,000	2015/07/03
60242	HK Bank	TCH R Bull CBBC Jul 2016 A	0.2500	153.88 per 100 units	155.88 per 100 units	2016/07/11	100,000,000	2015/07/03
60397	J P Morgan SP BV	HSCEI R Bear CBBC Dec 2015 I	0.2500	14,200 per 10,000 units	14,000 per 10,000 units	2015/12/30	100,000,000	2015/07/03
60199	J P Morgan SP BV	HSI R Bull CBBC Feb 2016 Q	0.2500	27,100 per 10,000 units	27,300 per 10,000 units	2016/02/26	200,000,000	2015/07/03
60355	J P Morgan SP BV	HSI R Bull CBBC Mar 2016 W	0.2500	26,788 per 10,000 units	26,988 per 10,000 units	2016/03/30	200,000,000	2015/07/03
60380	J P Morgan SP BV	HSI R Bear CBBC Oct 2015 D	0.2500	27,400 per 10,000 units	27,200 per 10,000 units	2015/10/29	200,000,000	2015/07/03
60383	J P Morgan SP BV	HSI R Bear CBBC Nov 2015 H	0.2500	27,750 per 10,000 units	27,550 per 10,000 units	2015/11/27	200,000,000	2015/07/03

Newly listed callable bull/bear contracts (continued)

Code	Issuer	Name of issue	Issue prices (HK\$)	Strike price (HKD) / Strike level per 10 units	Call price (HKD) / Call level per 10 units	Expiry date	No. of issue (units)	Listing date
60302	Standard Chartered Bank	HSI R Bull CBBC Oct 2015 S	0.2500	26,880 per 10,000 units	27,080 per 10,000 units	2015/10/29	100,000,000	2015/07/03
60313	Standard Chartered Bank	HSI R Bear CBBC Oct 2015 E	0.2500	28,030 per 10,000 units	27,830 per 10,000 units	2015/10/29	100,000,000	2015/07/03
60207	SGA Societe Generale Acceptance N.V.	HSI R Bull CBBC Jan16 Q	0.2500	27,258 per 10,000 units	27,358 per 10,000 units	2016/01/28	200,000,000	2015/07/03
60312	SGA Societe Generale Acceptance N.V.	HSI R Bull CBBC Jan16 U	0.2500	27,108 per 10,000 units	27,208 per 10,000 units	2016/01/28	200,000,000	2015/07/03
60354	UBS AG	HSCEI R Bear CBBC Oct 2015 L	0.2500	13,800 per 10,000 units	13,600 per 10,000 units	2015/10/29	200,000,000	2015/07/03
60334	UBS AG	HSI R Bull CBBC Jan 2016 X	0.2500	27,150 per 10,000 units	27,350 per 10,000 units	2016/01/28	200,000,000	2015/07/03
60349	UBS AG	HSI R Bull CBBC Feb 2016 F	0.2500	26,950 per 10,000 units	27,150 per 10,000 units	2016/02/26	200,000,000	2015/07/03
60331	UBS AG	HSI R Bull CBBC Feb 2016 U	0.2500	27,154 per 12,000 units	27,404 per 12,000 units	2016/02/26	200,000,000	2015/07/03
60350	UBS AG	HSI R Bear CBBC Nov 2015 Q	0.2500	27,396 per 12,000 units	27,146 per 12,000 units	2015/11/27	200,000,000	2015/07/03
60352	UBS AG	HSI R Bear CBBC Nov 2015 R	0.2500	27,450 per 10,000 units	27,250 per 10,000 units	2015/11/27	200,000,000	2015/07/03
60353	UBS AG	HSI R Bear CBBC Nov 2015 S	0.2500	27,650 per 12,000 units	27,400 per 12,000 units	2015/11/27	200,000,000	2015/07/03
60609	BNP Paribas Arbit Issu B.V.	CSOP A50 ETF R Bear CBBC Oct15A	0.2500	16.8000	16.5000	2015/10/29	100,000,000	2015/07/06
60604	BNP Paribas Arbit Issu B.V.	A50 R Bear CBBC Nov 2015 E	0.2500	14.8000	14.5000	2015/11/27	100,000,000	2015/07/06
60591	BNP Paribas Arbit Issu B.V.	HSCEI R Bear CBBC Dec 2015 W	0.2500	13,800 per 10,000 units	13,600 per 10,000 units	2015/12/30	100,000,000	2015/07/06
60412	BNP Paribas Arbit Issu B.V.	HSI R Bull CBBC Jan 2016 P	0.2500	26,700 per 10,000 units	26,900 per 10,000 units	2016/01/28	200,000,000	2015/07/06
60550	BNP Paribas Arbit Issu B.V.	HSI R Bull CBBC Jan 2016 Q	0.2500	26,500 per 10,000 units	26,700 per 10,000 units	2016/01/28	200,000,000	2015/07/06
60405	BNP Paribas Arbit Issu B.V.	HSI R Bull CBBC Feb 2016 S	0.2500	26,600 per 10,000 units	26,800 per 10,000 units	2016/02/26	200,000,000	2015/07/06
60545	BNP Paribas Arbit Issu B.V.	HSI R Bull CBBC Feb 2016 T	0.2500	26,400 per 10,000 units	26,600 per 10,000 units	2016/02/26	200,000,000	2015/07/06
60553	BNP Paribas Arbit Issu B.V.	HSI R Bear CBBC Oct 2015 I	0.2500	27,000 per 10,000 units	26,800 per 10,000 units	2015/10/29	200,000,000	2015/07/06
60587	BNP Paribas Arbit Issu B.V.	HSI R Bear CBBC Oct 2015 J	0.2500	27,200 per 10,000 units	27,000 per 10,000 units	2015/10/29	200,000,000	2015/07/06
60585	BNP Paribas Arbit Issu B.V.	HSI R Bear CBBC Nov 2015 F	0.2500	27,100 per 10,000 units	26,900 per 10,000 units	2015/11/27	200,000,000	2015/07/06
61003	BNP Paribas Arbit Issu B.V.	HSI R Bear CBBC Nov 2015 G	0.2500	26,900 per 10,000 units	26,700 per 10,000 units	2015/11/27	200,000,000	2015/07/06
60951	Credit Suisse AG	CSOP A50 ETF R Bull CBBC Jan 2016 E	0.2500	13.6700	14.0200	2016/01/28	100,000,000	2015/07/06
60957	Credit Suisse AG	CSOP A50 ETF R Bear CBBC Nov 2015 E	0.2500	16.0800	15.6800	2015/11/27	100,000,000	2015/07/06
60958	Credit Suisse AG	A50 China R Bull CBBC Jan 2016 E	0.2500	13.1700	13.5200	2016/01/28	100,000,000	2015/07/06
60998	Credit Suisse AG	A50 China R Bear CBBC Nov 2015 E	0.2500	14.6800	14.2800	2015/11/27	100,000,000	2015/07/06
60431	Credit Suisse AG	HSI R Bull CBBC Mar 2016 M	0.2500	26,895 per 12,000 units	27,145 per 12,000 units	2016/03/30	200,000,000	2015/07/06
60436	Credit Suisse AG	HSI R Bull CBBC Mar 2016 N	0.2500	26,750 per 10,000 units	26,950 per 10,000 units	2016/03/30	200,000,000	2015/07/06
60451	Credit Suisse AG	HSI R Bull CBBC Mar 2016 O	0.2500	26,550 per 10,000 units	26,750 per 10,000 units	2016/03/30	200,000,000	2015/07/06
60615	Credit Suisse AG	HSI R Bull CBBC Mar 2016 P	0.2500	26,350 per 10,000 units	26,550 per 10,000 units	2016/03/30	200,000,000	2015/07/06
60636	Credit Suisse AG	HSI R Bull CBBC Mar 2016 Q	0.2500	26,100 per 10,000 units	26,300 per 10,000 units	2016/03/30	200,000,000	2015/07/06
60637	Credit Suisse AG	HSI R Bear CBBC Oct 2015 D	0.2500	27,500 per 10,000 units	27,300 per 10,000 units	2015/10/29	200,000,000	2015/07/06
60950	Credit Suisse AG	HSI R Bear CBBC Oct 2015 H	0.2500	26,914 per 12,000 units	26,664 per 12,000 units	2015/10/29	200,000,000	2015/07/06
60639	Credit Suisse AG	HSI R Bear CBBC Oct 2015 J	0.2500	27,250 per 10,000 units	27,050 per 10,000 units	2015/10/29	200,000,000	2015/07/06
60644	Credit Suisse AG	HSI R Bear CBBC Oct 2015 X	0.2500	27,050 per 10,000 units	26,850 per 10,000 units	2015/10/29	200,000,000	2015/07/06
61007	Bank of East Asia	CSOP A50 ETF R Bull CBBC Mar 2016 B	0.2500	14.2800	14.6890	2016/03/16	60,000,000	2015/07/06
61009	Bank of East Asia	A50 China R Bull CBBC Apr 2016 B	0.2500	12.2800	12.6890	2016/04/21	60,000,000	2015/07/06
61015	Bank of East Asia	Haitong Sec R Bull CBBC May 2016 A	0.6000	15.8370	16.8370	2016/05/26	30,000,000	2015/07/06
61013	Bank of East Asia	Lenovo R Bull CBBC Sep 2016 A	0.2500	9.2600	9.7600	2016/09/22	40,000,000	2015/07/06
60404	HK Bank	China Mobile R Bull CBBC Oct 2016 A	0.2500	81.68 per 100 units	83.68 per 100 units	2016/10/24	120,000,000	2015/07/06
60401	HK Bank	CC Bank R Bull CBBC Sep 2016 E	0.2500	6.6300	6.7300	2016/09/26	100,000,000	2015/07/06
60399	HK Bank	CITIC Sec R Bull CBBC Jul 2016 A	0.4500	26.0800	28.0800	2016/07/25	60,000,000	2015/07/06
60846	J P Morgan SP BV	CSOP A50 ETF R Bull CBBC Mar 2016 B	0.2500	14.9800	15.2800	2016/03/02	100,000,000	2015/07/06

Newly listed callable bull/bear contracts (continued)

Code	Issuer	Name of issue	Issue prices (HK\$)	Strike price (HKD) / Strike level per 10 units	Call price (HKD) / Call level per 10 units	Expiry date	No. of issue (units)	Listing date
60859	J P Morgan SP BV	CSOP A50 ETF R Bull CBBC Apr 2016 A	0.2500	14.2000	14.5000	2016/04/01	100,000,000	2015/07/06
60868	J P Morgan SP BV	CSOP A50 ETF R Bull CBBC May 2016 A	0.2700	12.9800	13.2800	2016/05/04	100,000,000	2015/07/06
60899	J P Morgan SP BV	A50 China R Bull CBBC May 2016 A	0.2500	11.5800	11.8800	2016/05/04	100,000,000	2015/07/06
60536	J P Morgan SP BV	HSCEI R Bull CBBC Dec 2015 G	0.2500	12,800 per 10,000 units	13,000 per 10,000 units	2015/12/30	100,000,000	2015/07/06
60718	J P Morgan SP BV	HSCEI R Bear CBBC Feb 2016 C	0.2500	13,700 per 10,000 units	13,500 per 10,000 units	2016/02/26	100,000,000	2015/07/06
60428	J P Morgan SP BV	HSI R Bull CBBC Jan 2016 N	0.2500	26,888 per 10,000 units	27,088 per 10,000 units	2016/01/28	200,000,000	2015/07/06
60532	J P Morgan SP BV	HSI R Bull CBBC Mar 2016 X	0.2500	26,500 per 10,000 units	26,700 per 10,000 units	2016/03/30	200,000,000	2015/07/06
60737	J P Morgan SP BV	HSI R Bull CBBC Mar 2016 Y	0.2500	25,988 per 10,000 units	26,188 per 10,000 units	2016/03/30	200,000,000	2015/07/06
60738	J P Morgan SP BV	HSI R Bear CBBC Oct 2015 U	0.2500	26,864 per 10,000 units	26,664 per 10,000 units	2015/10/29	200,000,000	2015/07/06
60745	J P Morgan SP BV	HSI R Bear CBBC Oct 2015 V	0.2500	27,200 per 10,000 units	27,000 per 10,000 units	2015/10/29	200,000,000	2015/07/06
60760	J P Morgan SP BV	HSI R Bear CBBC Nov 2015 I	0.2500	27,500 per 10,000 units	27,300 per 10,000 units	2015/11/27	200,000,000	2015/07/06
60928	J P Morgan SP BV	Ping An R Bull CBBC Mar 2016 C	0.2500	102.50 per 100 units	105 per 100 units	2016/03/02	100,000,000	2015/07/06
60942	J P Morgan SP BV	Ping An R Bull CBBC May 2016 A	0.2500	92.50 per 100 units	95 per 100 units	2016/05/04	100,000,000	2015/07/06
60943	J P Morgan SP BV	Tencent R Bull CBBC Jul 2016 A	0.2500	149.88 per 100 units	152.88 per 100 units	2016/07/04	100,000,000	2015/07/06
60506	Standard Chartered Bank	HSI R Bull CBBC Oct 2015 T	0.2500	25,780 per 10,000 units	25,980 per 10,000 units	2015/10/29	100,000,000	2015/07/06
60513	Standard Chartered Bank	HSI R Bull CBBC Oct 2015 U	0.2500	25,480 per 20,000 units	25,780 per 20,000 units	2015/10/29	100,000,000	2015/07/06
60515	Standard Chartered Bank	HSI R Bull CBBC Oct 2015 V	0.2500	25,930 per 10,000 units	26,130 per 10,000 units	2015/10/29	100,000,000	2015/07/06
60452	Standard Chartered Bank	HSI R Bear CBBC Oct 2015 F	0.2500	27,680 per 20,000 units	27,380 per 20,000 units	2015/10/29	100,000,000	2015/07/06
60478	Standard Chartered Bank	HSI R Bear CBBC Oct 2015 G	0.2500	27,480 per 10,000 units	27,280 per 10,000 units	2015/10/29	100,000,000	2015/07/06
60525	Standard Chartered Bank	HSI R Bear CBBC Oct 2015 H	0.2500	27,480 per 20,000 units	27,180 per 20,000 units	2015/10/29	100,000,000	2015/07/06
60772	SGA Societe Generale Acceptance N.V.	CSA50 R Bear CBBC Jan16C	0.2500	17.0800	16.8800	2016/01/28	100,000,000	2015/07/06
60802	SGA Societe Generale Acceptance N.V.	CSA50 R Bear CBBC Jan16D	0.3000	18.0800	17.8800	2016/01/28	100,000,000	2015/07/06
60809	SGA Societe Generale Acceptance N.V.	A50 R Bear CBBC Jan16B	0.2500	15.5800	15.3800	2016/01/28	100,000,000	2015/07/06
60810	SGA Societe Generale Acceptance N.V.	A50 R Bear CBBC Jan16C	0.3000	16.5800	16.3800	2016/01/28	100,000,000	2015/07/06
60424	SGA Societe Generale Acceptance N.V.	HSI R Bull CBBC Jan 16V	0.2500	26,708 per 10,000 units	26,808 per 10,000 units	2016/01/28	200,000,000	2015/07/06
60481	SGA Societe Generale Acceptance N.V.	HSI R Bull CBBC Jan 16W	0.2500	26,508 per 10,000 units	26,608 per 10,000 units	2016/01/28	200,000,000	2015/07/06
60812	SGA Societe Generale Acceptance N.V.	HSI R Bear CBBC Dec 15T	0.2500	26,788 per 10,000 units	26,688 per 10,000 units	2015/12/30	200,000,000	2015/07/06
60679	UBS AG	HSCEI R Bull CBBC Jan 2016 I	0.2500	13,050 per 10,000 units	13,250 per 10,000 units	2016/01/28	200,000,000	2015/07/06
60844	UBS AG	HSCEI R Bear CBBC Oct 2015 M	0.2500	13,400 per 10,000 units	13,200 per 10,000 units	2015/10/29	200,000,000	2015/07/06
60645	UBS AG	HSI R Bull CBBC Feb 2016 M	0.2500	26,895 per 12,000 units	27,145 per 12,000 units	2016/02/26	200,000,000	2015/07/06
60655	UBS AG	HSI R Bull CBBC Feb 2016 R	0.2500	26,738 per 12,000 units	26,988 per 12,000 units	2016/02/26	200,000,000	2015/07/06
60656	UBS AG	HSI R Bull CBBC Feb 2016 V	0.2500	26,650 per 10,000 units	26,850 per 10,000 units	2016/02/26	200,000,000	2015/07/06
60713	UBS AG	HSI R Bull CBBC Feb 2016 W	0.2500	26,350 per 10,000 units	26,550 per 10,000 units	2016/02/26	200,000,000	2015/07/06
60706	UBS AG	HSI R Bull CBBC Mar 2016 E	0.2500	26,450 per 10,000 units	26,700 per 10,000 units	2016/03/30	200,000,000	2015/07/06
60827	UBS AG	HSI R Bear CBBC Oct 2015 F	0.2500	26,914 per 12,000 units	26,664 per 12,000 units	2015/10/29	200,000,000	2015/07/06
60840	UBS AG	HSI R Bear CBBC Oct 2015 V	0.2500	27,150 per 10,000 units	26,950 per 10,000 units	2015/10/29	200,000,000	2015/07/06
60834	UBS AG	HSI R Bear CBBC Oct 2015 X	0.2500	27,050 per 12,000 units	26,800 per 12,000 units	2015/10/29	200,000,000	2015/07/06
60841	UBS AG	HSI R Bear CBBC Nov 2015 T	0.2500	27,350 per 12,000 units	27,100 per 12,000 units	2015/11/27	200,000,000	2015/07/06
60842	UBS AG	HSI R Bear CBBC Nov 2015 U	0.2500	27,550 per 12,000 units	27,300 per 12,000 units	2015/11/27	200,000,000	2015/07/06
61386	BNP Paribas Arbit Issu B.V.	CC Bank R Bull CBBC Dec 2015 C	0.2500	6.2500	6.4000	2015/12/30	100,000,000	2015/07/07
61394	BNP Paribas Arbit Issu B.V.	CC Bank R Bear CBBC Dec 2015 B	0.2500	8.0500	7.9000	2015/12/30	100,000,000	2015/07/07
61347	BNP Paribas Arbit Issu B.V.	CSOP A50 ETF R Bull CBBC Dec15Q	0.2500	12.7000	13.0000	2015/12/30	150,000,000	2015/07/07
61349	BNP Paribas Arbit Issu B.V.	CSOP A50 ETF R Bear CBBC Oct15B	0.2500	16.3000	16.0000	2015/10/29	100,000,000	2015/07/07

Newly listed callable bull/bear contracts (continued)

Code	Issuer	Name of issue	Issue prices (HK\$)	Strike price (HKD) / Strike level per 10 units	Call price (HKD) / Call level per 10 units	Expiry date	No. of issue (units)	Listing date
61366	BNP Paribas Arbit Issu B.V.	HKEx R Bull CBBC Dec 2015 E	0.2500	255 per 100 units	260 per 100 units	2015/12/30	40,000,000	2015/07/07
61355	BNP Paribas Arbit Issu B.V.	HS H-SH ETF R Bull CBBC Jan16B	0.2500	117 per 100 units	120 per 100 units	2016/01/28	60,000,000	2015/07/07
61333	BNP Paribas Arbit Issu B.V.	HSCEI R Bull CBBC Nov 2015 E	0.2500	11,000 per 10,000 units	11,200 per 10,000 units	2015/11/27	100,000,000	2015/07/07
61340	BNP Paribas Arbit Issu B.V.	HSCEI R Bull CBBC Nov 2015 F	0.2500	11,400 per 10,000 units	11,600 per 10,000 units	2015/11/27	100,000,000	2015/07/07
61343	BNP Paribas Arbit Issu B.V.	HSCEI R Bear CBBC Dec 2015 X	0.2500	13,400 per 10,000 units	13,200 per 10,000 units	2015/12/30	100,000,000	2015/07/07
61078	BNP Paribas Arbit Issu B.V.	HSI R Bull CBBC Jan 2016 A	0.2500	26,100 per 10,000 units	26,300 per 10,000 units	2016/01/28	250,000,000	2015/07/07
61320	BNP Paribas Arbit Issu B.V.	HSI R Bull CBBC Jan 2016 B	0.2500	25,500 per 10,000 units	25,700 per 10,000 units	2016/01/28	250,000,000	2015/07/07
61321	BNP Paribas Arbit Issu B.V.	HSI R Bull CBBC Jan 2016 L	0.2500	25,700 per 10,000 units	25,900 per 10,000 units	2016/01/28	250,000,000	2015/07/07
61077	BNP Paribas Arbit Issu B.V.	HSI R Bull CBBC Jan 2016 V	0.2500	25,900 per 10,000 units	26,100 per 10,000 units	2016/01/28	250,000,000	2015/07/07
61332	BNP Paribas Arbit Issu B.V.	HSI R Bear CBBC Oct 2015 A	0.2500	26,800 per 10,000 units	26,600 per 10,000 units	2015/10/29	200,000,000	2015/07/07
61326	BNP Paribas Arbit Issu B.V.	HSI R Bear CBBC Oct 2015 K	0.2500	26,200 per 10,000 units	26,000 per 10,000 units	2015/10/29	200,000,000	2015/07/07
61329	BNP Paribas Arbit Issu B.V.	HSI R Bear CBBC Oct 2015 L	0.2500	26,400 per 10,000 units	26,200 per 10,000 units	2015/10/29	200,000,000	2015/07/07
61330	BNP Paribas Arbit Issu B.V.	HSI R Bear CBBC Oct 2015 M	0.2500	26,600 per 10,000 units	26,400 per 10,000 units	2015/10/29	200,000,000	2015/07/07
61382	BNP Paribas Arbit Issu B.V.	Ping An R Bull CBBC Dec 2015 E	0.2500	80.50 per 100 units	83 per 100 units	2015/12/30	68,000,000	2015/07/07
61383	BNP Paribas Arbit Issu B.V.	Ping An R Bear CBBC Dec 2015 B	0.2500	115.50 per 100 units	113 per 100 units	2015/12/30	68,000,000	2015/07/07
61381	BNP Paribas Arbit Issu B.V.	TCH R Bull CBBC Dec 2015 D	0.2800	127 per 100 units	130 per 100 units	2015/12/30	50,000,000	2015/07/07
61211	Credit Suisse AG	China Mobile R Bull CBBC Jan 2016 A	0.2500	84.60 per 100 units	86.60 per 100 units	2016/01/28	50,000,000	2015/07/07
61231	Credit Suisse AG	China Life R Bull CBBC Mar 2016 A	0.2500	26.80 per 100 units	27.80 per 100 units	2016/03/30	50,000,000	2015/07/07
61208	Credit Suisse AG	HS H-SH ETF R Bull CBBC Jan 2016 C	0.2500	115.80 per 100 units	118.80 per 100 units	2016/01/28	50,000,000	2015/07/07
61156	Credit Suisse AG	HSCEI R Bull CBBC Dec 2015 N	0.2500	12,400 per 10,000 units	12,600 per 10,000 units	2015/12/30	128,000,000	2015/07/07
61157	Credit Suisse AG	HSCEI R Bear CBBC Oct 2015 I	0.2500	13,300 per 10,000 units	13,100 per 10,000 units	2015/10/29	128,000,000	2015/07/07
61160	Credit Suisse AG	HSCEI R Bear CBBC Nov 2015 C	0.2500	13,800 per 10,000 units	13,600 per 10,000 units	2015/11/27	128,000,000	2015/07/07
61072	Credit Suisse AG	HSI R Bull CBBC Feb 2016 A	0.2500	25,950 per 10,000 units	26,150 per 10,000 units	2016/02/26	200,000,000	2015/07/07
61073	Credit Suisse AG	HSI R Bull CBBC Feb 2016 B	0.2500	25,800 per 10,000 units	26,000 per 10,000 units	2016/02/26	200,000,000	2015/07/07
61066	Credit Suisse AG	HSI R Bull CBBC Feb 2016 C	0.2500	26,200 per 10,000 units	26,400 per 10,000 units	2016/02/26	200,000,000	2015/07/07
61074	Credit Suisse AG	HSI R Bull CBBC Feb 2016 D	0.2500	24,850 per 12,000 units	25,100 per 12,000 units	2016/02/26	200,000,000	2015/07/07
61411	Credit Suisse AG	HSI R Bull CBBC Feb 2016 E	0.2500	25,600 per 10,000 units	25,800 per 10,000 units	2016/02/26	200,000,000	2015/07/07
61419	Credit Suisse AG	HSI R Bull CBBC Feb 2016 F	0.2500	25,100 per 10,000 units	25,300 per 10,000 units	2016/02/26	200,000,000	2015/07/07
61426	Credit Suisse AG	HSI R Bull CBBC Feb 2016 G	0.2500	25,450 per 10,000 units	25,650 per 10,000 units	2016/02/26	200,000,000	2015/07/07
61060	Credit Suisse AG	HSI R Bull CBBC Feb 2016 Z	0.2500	26,413 per 12,000 units	26,663 per 12,000 units	2016/02/26	200,000,000	2015/07/07
61405	Credit Suisse AG	HSI R Bear CBBC Oct 2015 V	0.2500	26,200 per 12,000 units	25,950 per 12,000 units	2015/10/29	200,000,000	2015/07/07
61429	Credit Suisse AG	HSI R Bear CBBC Nov 2015 P	0.2500	26,750 per 10,000 units	26,550 per 10,000 units	2015/11/27	200,000,000	2015/07/07
61432	Credit Suisse AG	HSI R Bear CBBC Nov 2015 R	0.2500	27,100 per 10,000 units	26,900 per 10,000 units	2015/11/27	200,000,000	2015/07/07
61427	Credit Suisse AG	HSI R Bear CBBC Nov 2015 T	0.2500	26,300 per 10,000 units	26,100 per 10,000 units	2015/11/27	200,000,000	2015/07/07
61428	Credit Suisse AG	HSI R Bear CBBC Dec 2015 R	0.2500	26,500 per 10,000 units	26,300 per 10,000 units	2015/12/30	200,000,000	2015/07/07
61431	Credit Suisse AG	HSI R Bear CBBC Dec 2015 S	0.2500	26,900 per 10,000 units	26,700 per 10,000 units	2015/12/30	200,000,000	2015/07/07
61442	Credit Suisse AG	HSI R Bear CBBC Dec 2015 T	0.2500	27,400 per 10,000 units	27,200 per 10,000 units	2015/12/30	200,000,000	2015/07/07
61234	Credit Suisse AG	Ping An R Bull CBBC Jan 2016 C	0.2500	94.80 per 100 units	98.80 per 100 units	2016/01/28	50,000,000	2015/07/07
61229	Credit Suisse AG	TCH R Bull CBBC Jan 2016 A	0.2500	142.40 per 100 units	145 per 100 units	2016/01/28	50,000,000	2015/07/07
61016	J P Morgan SP BV	HSI R Bull CBBC Jan 2016 O	0.2500	26,400 per 10,000 units	26,600 per 10,000 units	2016/01/28	200,000,000	2015/07/07
61022	J P Morgan SP BV	HSI R Bull CBBC Feb 2016 J	0.2500	26,100 per 10,000 units	26,300 per 10,000 units	2016/02/26	200,000,000	2015/07/07
61097	J P Morgan SP BV	HSI R Bull CBBC Mar 2016 Z	0.2500	25,800 per 10,000 units	26,000 per 10,000 units	2016/03/30	200,000,000	2015/07/07
61088	Standard Chartered Bank	HSI R Bull CBBC Oct 2015 W	0.2500	25,880 per 20,000 units	26,180 per 20,000 units	2015/10/29	100,000,000	2015/07/07

Newly listed callable bull/bear contracts (continued)

Code	Issuer	Name of issue	Issue prices (HK\$)	Strike price (HKD) / Strike level per 10 units	Call price (HKD) / Call level per 10 units	Expiry date	No. of issue (units)	Listing date
61089	Standard Chartered Bank	HSI R Bull CBBC Oct 2015 X	0.2500	26,280 per 10,000 units	26,480 per 10,000 units	2015/10/29	100,000,000	2015/07/07
61293	Standard Chartered Bank	HSI R Bull CBBC Oct 2015 Y	0.2500	25,080 per 10,000 units	25,280 per 10,000 units	2015/10/29	100,000,000	2015/07/07
61318	Standard Chartered Bank	HSI R Bull CBBC Oct 2015 Z	0.2500	25,280 per 20,000 units	25,580 per 20,000 units	2015/10/29	100,000,000	2015/07/07
61079	Standard Chartered Bank	HSI R Bear CBBC Oct 2015 I	0.2500	27,280 per 10,000 units	27,080 per 10,000 units	2015/10/29	100,000,000	2015/07/07
61081	Standard Chartered Bank	HSI R Bear CBBC Oct 2015 J	0.2500	27,080 per 10,000 units	26,880 per 10,000 units	2015/10/29	100,000,000	2015/07/07
61319	Standard Chartered Bank	HSI R Bear CBBC Oct 2015 K	0.2500	26,680 per 10,000 units	26,480 per 10,000 units	2015/10/29	100,000,000	2015/07/07
61253	SGA Societe Generale Acceptance N.V.	HSI R Bull CBBC Jan16 P	0.2500	25,508 per 10,000 units	25,608 per 10,000 units	2016/01/28	200,000,000	2015/07/07
61264	SGA Societe Generale Acceptance N.V.	HSI R Bull CBBC Jan16 R	0.2500	25,708 per 10,000 units	25,808 per 10,000 units	2016/01/28	200,000,000	2015/07/07
61025	SGA Societe Generale Acceptance N.V.	HSI R Bull CBBC Jan16 X	0.2500	26,008 per 10,000 units	26,108 per 10,000 units	2016/01/28	200,000,000	2015/07/07
61024	SGA Societe Generale Acceptance N.V.	HSI R Bull CBBC Feb16 R	0.2500	25,908 per 10,000 units	26,008 per 10,000 units	2016/02/26	200,000,000	2015/07/07
61042	SGA Societe Generale Acceptance N.V.	HSI R Bull CBBC Feb16 S	0.2500	26,108 per 10,000 units	26,208 per 10,000 units	2016/02/26	200,000,000	2015/07/07
61059	SGA Societe Generale Acceptance N.V.	HSI R Bull CBBC Feb16 T	0.2500	26,308 per 10,000 units	26,408 per 10,000 units	2016/02/26	200,000,000	2015/07/07
61241	SGA Societe Generale Acceptance N.V.	HSI R Bull CBBC Feb16 U	0.2500	25,208 per 10,000 units	25,308 per 10,000 units	2016/02/26	200,000,000	2015/07/07
61248	SGA Societe Generale Acceptance N.V.	HSI R Bull CBBC Feb16 V	0.2500	25,408 per 10,000 units	25,508 per 10,000 units	2016/02/26	200,000,000	2015/07/07
61256	SGA Societe Generale Acceptance N.V.	HSI R Bull CBBC Feb16 W	0.2500	25,608 per 10,000 units	25,708 per 10,000 units	2016/02/26	200,000,000	2015/07/07
61267	SGA Societe Generale Acceptance N.V.	HSI R Bull CBBC Feb16 X	0.2500	25,808 per 10,000 units	25,908 per 10,000 units	2016/02/26	200,000,000	2015/07/07
61287	SGA Societe Generale Acceptance N.V.	HSI R Bear CBBC Nov15 D	0.2500	26,388 per 10,000 units	26,288 per 10,000 units	2015/11/27	200,000,000	2015/07/07
61274	SGA Societe Generale Acceptance N.V.	HSI R Bear CBBC Dec15 U	0.2500	26,188 per 10,000 units	26,088 per 10,000 units	2015/12/30	200,000,000	2015/07/07
61288	SGA Societe Generale Acceptance N.V.	HSI R Bear CBBC Dec15 V	0.2500	26,588 per 10,000 units	26,488 per 10,000 units	2015/12/30	200,000,000	2015/07/07
61473	UBS AG	HSCEI R Bull CBBC Jan 2016 J	0.2500	12,600 per 10,000 units	12,800 per 10,000 units	2016/01/28	200,000,000	2015/07/07
61467	UBS AG	HSCEI R Bull CBBC Feb 2016 G	0.2500	12,800 per 10,000 units	13,000 per 10,000 units	2016/02/26	200,000,000	2015/07/07
61505	UBS AG	HSCEI R Bull CBBC Feb 2016 H	0.2500	12,200 per 10,000 units	12,400 per 10,000 units	2016/02/26	200,000,000	2015/07/07
61502	UBS AG	HSCEI R Bull CBBC Mar 2016 C	0.2500	12,400 per 10,000 units	12,600 per 10,000 units	2016/03/30	200,000,000	2015/07/07
61591	UBS AG	HSCEI R Bear CBBC Oct 2015 N	0.2500	13,000 per 10,000 units	12,800 per 10,000 units	2015/10/29	200,000,000	2015/07/07
61565	UBS AG	HSCEI R Bear CBBC Nov 2015 I	0.2500	13,600 per 10,000 units	13,400 per 10,000 units	2015/11/27	200,000,000	2015/07/07
61566	UBS AG	HSCEI R Bear CBBC Nov 2015 J	0.2500	13,200 per 10,000 units	13,000 per 10,000 units	2015/11/27	200,000,000	2015/07/07
61497	UBS AG	HSI R Bull CBBC Feb 2016 A	0.2500	25,650 per 10,000 units	25,850 per 10,000 units	2016/02/26	200,000,000	2015/07/07
61615	UBS AG	HSI R Bull CBBC Feb 2016 D	0.2500	26,250 per 10,000 units	26,500 per 10,000 units	2016/02/26	200,000,000	2015/07/07
61461	UBS AG	HSI R Bull CBBC Feb 2016 X	0.2500	25,950 per 10,000 units	26,200 per 10,000 units	2016/02/26	200,000,000	2015/07/07
61459	UBS AG	HSI R Bull CBBC Mar 2016 F	0.2500	26,150 per 10,000 units	26,350 per 10,000 units	2016/03/30	200,000,000	2015/07/07
61482	UBS AG	HSI R Bull CBBC Mar 2016 G	0.2500	25,800 per 10,000 units	26,000 per 10,000 units	2016/03/30	200,000,000	2015/07/07
61500	UBS AG	HSI R Bull CBBC Mar 2016 H	0.2500	25,450 per 10,000 units	25,700 per 10,000 units	2016/03/30	200,000,000	2015/07/07
61594	UBS AG	HSI R Bull CBBC Mar 2016 I	0.2500	26,450 per 10,000 units	26,650 per 10,000 units	2016/03/30	200,000,000	2015/07/07
61519	UBS AG	HSI R Bear CBBC Oct 2015 J	0.2500	26,150 per 10,000 units	25,950 per 10,000 units	2015/10/29	200,000,000	2015/07/07
61525	UBS AG	HSI R Bear CBBC Oct 2015 N	0.2500	26,450 per 10,000 units	26,250 per 10,000 units	2015/10/29	200,000,000	2015/07/07
61551	UBS AG	HSI R Bear CBBC Oct 2015 Q	0.2500	27,050 per 10,000 units	26,850 per 10,000 units	2015/10/29	200,000,000	2015/07/07
61522	UBS AG	HSI R Bear CBBC Nov 2015 V	0.2500	26,350 per 12,000 units	26,100 per 12,000 units	2015/11/27	200,000,000	2015/07/07
61541	UBS AG	HSI R Bear CBBC Nov 2015 W	0.2500	26,650 per 12,000 units	26,400 per 12,000 units	2015/11/27	200,000,000	2015/07/07
61544	UBS AG	HSI R Bear CBBC Nov 2015 X	0.2500	26,750 per 10,000 units	26,550 per 10,000 units	2015/11/27	200,000,000	2015/07/07
61548	UBS AG	HSI R Bear CBBC Nov 2015 Y	0.2500	26,950 per 12,000 units	26,700 per 12,000 units	2015/11/27	200,000,000	2015/07/07
61556	UBS AG	HSI R Bear CBBC Nov 2015 Z	0.2500	27,250 per 10,000 units	27,050 per 10,000 units	2015/11/27	200,000,000	2015/07/07
61761	BNP Paribas Arbit Issu B.V.	CSOP A50 ETF R Bull CBBC Dec15R	0.2500	14.2000	14.5000	2015/12/30	150,000,000	2015/07/08
61762	BNP Paribas Arbit Issu B.V.	CSOP A50 ETF R Bull CBBC Dec15S	0.2500	14.7000	15.0000	2015/12/30	150,000,000	2015/07/08

Newly listed callable bull/bear contracts (continued)

Code	Issuer	Name of issue	Issue prices (HK\$)	Strike price (HKD) / Strike level per 10 units	Call price (HKD) / Call level per 10 units	Expiry date	No. of issue (units)	Listing date
61768	BNP Paribas Arbit Issu B.V.	A50 Ch R Bull CBBC Dec 2015 M	0.2500	12.7000	13.0000	2015/12/30	150,000,000	2015/07/08
61773	BNP Paribas Arbit Issu B.V.	A50 Ch R Bull CBBC Dec 2015 N	0.2500	13.2000	13.5000	2015/12/30	150,000,000	2015/07/08
61758	BNP Paribas Arbit Issu B.V.	HSCEI R Bull CBBC Nov 2015 G	0.2500	12,200 per 10,000 units	12,400 per 10,000 units	2015/11/27	100,000,000	2015/07/08
61759	BNP Paribas Arbit Issu B.V.	HSCEI R Bull CBBC Dec 2015 X	0.2500	12,400 per 10,000 units	12,600 per 10,000 units	2015/12/30	100,000,000	2015/07/08
61725	BNP Paribas Arbit Issu B.V.	HSCEI R Bear CBBC Nov 2015 D	0.2500	13,600 per 10,000 units	13,400 per 10,000 units	2015/11/27	100,000,000	2015/07/08
61723	BNP Paribas Arbit Issu B.V.	HSI R Bull CBBC Feb 2016 U	0.2500	25,600 per 10,000 units	25,800 per 10,000 units	2016/02/26	250,000,000	2015/07/08
61739	BNP Paribas Arbit Issu B.V.	HSI R Bull CBBC Feb 2016 V	0.2500	25,800 per 10,000 units	26,000 per 10,000 units	2016/02/26	250,000,000	2015/07/08
61740	BNP Paribas Arbit Issu B.V.	HSI R Bull CBBC Feb 2016 W	0.2500	26,000 per 10,000 units	26,200 per 10,000 units	2016/02/26	250,000,000	2015/07/08
61724	BNP Paribas Arbit Issu B.V.	HSI R Bear CBBC Nov 2015 H	0.2500	26,700 per 10,000 units	26,500 per 10,000 units	2015/11/27	200,000,000	2015/07/08
61783	Credit Suisse AG	HSI R Bull CBBC Jan 2016 B	0.2500	26,030 per 12,000 units	26,280 per 12,000 units	2016/01/28	200,000,000	2015/07/08
61785	Credit Suisse AG	HSI R Bull CBBC Jan 2016 C	0.2500	25,900 per 10,000 units	26,100 per 10,000 units	2016/01/28	200,000,000	2015/07/08
61790	Credit Suisse AG	HSI R Bull CBBC Jan 2016 D	0.2500	25,650 per 10,000 units	25,850 per 10,000 units	2016/01/28	200,000,000	2015/07/08
61793	Credit Suisse AG	HSI R Bull CBBC Jan 2016 G	0.2500	25,500 per 10,000 units	25,700 per 10,000 units	2016/01/28	200,000,000	2015/07/08
61697	Credit Suisse AG	HSI R Bear CBBC Nov 2015 U	0.2500	26,400 per 10,000 units	26,200 per 10,000 units	2015/11/27	200,000,000	2015/07/08
61700	Credit Suisse AG	HSI R Bear CBBC Nov 2015 V	0.2500	26,800 per 10,000 units	26,600 per 10,000 units	2015/11/27	200,000,000	2015/07/08
61703	Credit Suisse AG	HSI R Bear CBBC Nov 2015 Z	0.2500	27,200 per 10,000 units	27,000 per 10,000 units	2015/11/27	200,000,000	2015/07/08
61695	Credit Suisse AG	HSI R Bear CBBC Dec 2015 U	0.2500	26,250 per 12,000 units	26,000 per 12,000 units	2015/12/30	200,000,000	2015/07/08
61699	Credit Suisse AG	HSI R Bear CBBC Dec 2015 V	0.2500	26,600 per 10,000 units	26,400 per 10,000 units	2015/12/30	200,000,000	2015/07/08
61701	Credit Suisse AG	HSI R Bear CBBC Dec 2015 W	0.2500	27,000 per 10,000 units	26,800 per 10,000 units	2015/12/30	200,000,000	2015/07/08
61781	Bank of East Asia	CC Bank R Bull CBBC May 2016 C	0.2500	6.1800	6.3800	2016/05/26	60,000,000	2015/07/08
61782	Bank of East Asia	CSOP A50 ETF R Bull CBBC May 2016 A	0.2500	13.6000	14.0000	2016/05/12	60,000,000	2015/07/08
61778	Bank of East Asia	HKEx R Bull CBBC Apr 2016 B	0.3300	242.80 per 100 units	250.689 per 100 units	2016/04/19	40,000,000	2015/07/08
61779	Bank of East Asia	HS H-SH ETF R Bull CBBC May 2016 B	0.2500	117 per 100 units	120.689 per 100 units	2016/05/24	40,000,000	2015/07/08
61780	Bank of East Asia	Ping An R Bull CBBC May 2016 C	0.2500	93 per 100 units	96.89 per 100 units	2016/05/27	40,000,000	2015/07/08
61667	HK Bank	CC Bank R Bear CBBC Sep 2016 A	0.2500	7.6800	7.5800	2016/09/05	40,000,000	2015/07/08
61672	HK Bank	China Life R Bear CBBC Apr 2016 A	0.5100	37.4800	36.8800	2016/04/25	50,000,000	2015/07/08
61665	HK Bank	A50 R Bull CBBC Apr 2016 F	0.3000	10.6800	10.8800	2016/04/25	200,000,000	2015/07/08
61662	HK Bank	A50 R Bull CBBC May 2016 C	0.2500	12.7800	12.9800	2016/05/30	200,000,000	2015/07/08
61677	HK Bank	HKEx R Bull CBBC Jan 2016 I	0.2500	260.88 per 100 units	265.88 per 100 units	2016/01/25	80,000,000	2015/07/08
61678	HK Bank	HKEx R Bull CBBC Jun 2016 J	0.3200	245.88 per 100 units	250.88 per 100 units	2016/06/20	80,000,000	2015/07/08
61675	HK Bank	HKEx R Bear CBBC Jul 2016 C	0.2500	295.88 per 100 units	290.88 per 100 units	2016/07/11	50,000,000	2015/07/08
61655	HK Bank	HSCEI R Bull CBBC Mar 2016 H	0.2500	11,388 per 10,000 units	11,588 per 10,000 units	2016/03/30	100,000,000	2015/07/08
61673	HK Bank	HSCEI R Bull CBBC Mar 2016 I	0.2500	12,188 per 10,000 units	12,388 per 10,000 units	2016/03/30	100,000,000	2015/07/08
61652	HK Bank	HSCEI R Bull CBBC Apr 2016 E	0.2500	10,788 per 10,000 units	10,988 per 10,000 units	2016/04/28	100,000,000	2015/07/08
61629	HK Bank	HSCEI R Bear CBBC Mar 2016 J	0.2500	13,688 per 10,000 units	13,488 per 10,000 units	2016/03/30	68,000,000	2015/07/08
61642	HK Bank	HSCEI R Bear CBBC Apr 2016 I	0.2500	13,288 per 10,000 units	13,088 per 10,000 units	2016/04/28	68,000,000	2015/07/08
61616	HK Bank	HSI R Bull CBBC Jan 2016 N	0.2500	25,498 per 15,000 units	25,698 per 15,000 units	2016/01/28	150,000,000	2015/07/08
61661	HK Bank	HSI R Bull CBBC Jul 2016 E	0.2500	24,278 per 20,000 units	24,528 per 20,000 units	2016/07/28	400,000,000	2015/07/08
61658	HK Bank	HSI R Bull CBBC Aug 2016 A	0.2500	23,378 per 20,000 units	23,628 per 20,000 units	2016/08/30	400,000,000	2015/07/08
61625	HK Bank	HSI R Bear CBBC Jan 2016 F	0.2500	26,688 per 15,000 units	26,488 per 15,000 units	2016/01/28	150,000,000	2015/07/08
61617	HK Bank	HSI R Bear CBBC Mar 2016 U	0.2500	27,288 per 15,000 units	27,088 per 15,000 units	2016/03/30	100,000,000	2015/07/08
61624	HK Bank	HSI R Bear CBBC Mar 2016 V	0.2500	27,088 per 15,000 units	26,888 per 15,000 units	2016/03/30	100,000,000	2015/07/08
61777	Macquarie Bank Ltd.	HSI R Bull CBBC Oct 2015 A	0.2510	24,900 per 10,000 units	25,100 per 10,000 units	2015/10/29	40,000,000	2015/07/08

Newly listed callable bull/bear contracts (continued)

Code	Issuer	Name of issue	Issue prices (HK\$)	Strike price (HKD) / Strike level per 10 units	Call price (HKD) / Call level per 10 units	Expiry date	No. of issue (units)	Listing date
61774	Macquarie Bank Ltd.	HSI R Bear CBBC Oct 2015 A	0.2500	27,200 per 10,000 units	27,000 per 10,000 units	2015/10/29	40,000,000	2015/07/08
61733	Standard Chartered Bank	Galaxy Ent R Bull CBBC Mar 2016 A	0.5500	25.8800	28.8800	2016/03/02	50,000,000	2015/07/08
61729	Standard Chartered Bank	HKEx R Bull CBBC Mar 2016 A	0.2500	250.88 per 100 units	258.88 per 100 units	2016/03/24	50,000,000	2015/07/08
61731	Standard Chartered Bank	HKEx R Bear CBBC Feb 2016 B	0.2500	296.88 per 100 units	288.88 per 100 units	2016/02/11	50,000,000	2015/07/08
61735	Standard Chartered Bank	HSCEI R Bull CBBC Oct 2015 J	0.2500	11,480 per 10,000 units	11,680 per 10,000 units	2015/10/29	100,000,000	2015/07/08
61736	Standard Chartered Bank	HSCEI R Bear CBBC Oct 2015 F	0.2500	13,880 per 10,000 units	13,680 per 10,000 units	2015/10/29	100,000,000	2015/07/08
61737	Standard Chartered Bank	HSI R Bear CBBC Oct 2015 L	0.2500	26,480 per 10,000 units	26,280 per 10,000 units	2015/10/29	100,000,000	2015/07/08
61679	SGA Societe Generale Acceptance NV	HSCEI R Bull CBBC Jan16G	0.2500	11,608 per 10,000 units	11,808 per 10,000 units	2016/01/28	200,000,000	2015/07/08
61680	SGA Societe Generale Acceptance NV	HSCEI R Bull CBBC Feb16I	0.2500	12,208 per 10,000 units	12,408 per 10,000 units	2016/02/26	200,000,000	2015/07/08
61681	SGA Societe Generale Acceptance NV	HSCEI R Bull CBBC Feb16J	0.2500	12,408 per 10,000 units	12,608 per 10,000 units	2016/02/26	200,000,000	2015/07/08
61683	SGA Societe Generale Acceptance NV	HSCEI R Bear CBBC Dec15H	0.2500	13,288 per 10,000 units	13,088 per 10,000 units	2015/12/30	200,000,000	2015/07/08
61688	SGA Societe Generale Acceptance NV	HSCEI R Bear CBBC Dec15I	0.2500	13,688 per 10,000 units	13,488 per 10,000 units	2015/12/30	200,000,000	2015/07/08
61691	SGA Societe Generale Acceptance NV	HSCEI R Bear CBBC Dec15J	0.2500	14,088 per 10,000 units	13,888 per 10,000 units	2015/12/30	200,000,000	2015/07/08
61682	SGA Societe Generale Acceptance NV	HSCEI R Bear CBBC Jan16C	0.2500	13,088 per 10,000 units	12,888 per 10,000 units	2016/01/28	200,000,000	2015/07/08
61684	SGA Societe Generale Acceptance NV	HSCEI R Bear CBBC Jan16D	0.2500	13,488 per 10,000 units	13,288 per 10,000 units	2016/01/28	200,000,000	2015/07/08
61690	SGA Societe Generale Acceptance NV	HSCEI R Bear CBBC Jan16E	0.2500	13,888 per 10,000 units	13,688 per 10,000 units	2016/01/28	200,000,000	2015/07/08
61722	SGA Societe Generale Acceptance N.V.	HSI R Bear CBBC Nov15 B	0.2500	26,688 per 10,000 units	26,588 per 10,000 units	2015/11/27	200,000,000	2015/07/08
61721	SGA Societe Generale Acceptance N.V.	HSI R Bear CBBC Nov15 Y	0.2500	26,488 per 10,000 units	26,388 per 10,000 units	2015/11/27	200,000,000	2015/07/08
61838	UBS AG	HSI R Bull CBBC Dec 2015 X	0.2500	25,750 per 10,000 units	25,950 per 10,000 units	2015/12/30	200,000,000	2015/07/08
61841	UBS AG	HSI R Bull CBBC Dec 2015 Y	0.2500	25,550 per 10,000 units	25,800 per 10,000 units	2015/12/30	200,000,000	2015/07/08
61836	UBS AG	HSI R Bull CBBC Jan 2016 Y	0.2500	26,030 per 12,000 units	26,280 per 12,000 units	2016/01/28	200,000,000	2015/07/08
61837	UBS AG	HSI R Bull CBBC Jan 2016 Z	0.2500	25,950 per 10,000 units	26,150 per 10,000 units	2016/01/28	200,000,000	2015/07/08
61842	UBS AG	HSI R Bull CBBC Feb 2016 Y	0.2500	25,450 per 10,000 units	25,650 per 10,000 units	2016/02/26	200,000,000	2015/07/08
61813	UBS AG	HSI R Bear CBBC Oct 2015 R	0.2500	26,700 per 10,000 units	26,500 per 10,000 units	2015/10/29	200,000,000	2015/07/08
61796	UBS AG	HSI R Bear CBBC Nov 2015 A	0.2500	26,200 per 10,000 units	26,000 per 10,000 units	2015/11/27	200,000,000	2015/07/08
61833	UBS AG	HSI R Bear CBBC Nov 2015 G	0.2500	27,150 per 12,000 units	26,900 per 12,000 units	2015/11/27	200,000,000	2015/07/08
61811	UBS AG	HSI R Bear CBBC Dec 2015 A	0.2500	26,450 per 12,000 units	26,200 per 12,000 units	2015/12/30	200,000,000	2015/07/08
61812	UBS AG	HSI R Bear CBBC Dec 2015 B	0.2500	26,550 per 10,000 units	26,350 per 10,000 units	2015/12/30	200,000,000	2015/07/08
61821	UBS AG	HSI R Bear CBBC Dec 2015 C	0.2500	26,850 per 10,000 units	26,650 per 10,000 units	2015/12/30	200,000,000	2015/07/08
61902	Credit Suisse AG	HKEx R Bull CBBC Dec 2015 G	0.2500	254 per 100 units	260 per 100 units	2015/12/30	100,000,000	2015/07/09
61904	Credit Suisse AG	HKEx R Bull CBBC Dec 2015 H	0.3800	234 per 100 units	240 per 100 units	2015/12/30	100,000,000	2015/07/09
61903	Credit Suisse AG	HKEx R Bear CBBC Nov 2015 D	0.3200	300 per 100 units	293 per 100 units	2015/11/27	100,000,000	2015/07/09
61892	Credit Suisse AG	HSCEI R Bull CBBC Nov 2015 L	0.2500	12,688 per 10,000 units	12,888 per 10,000 units	2015/11/27	108,000,000	2015/07/09
61899	Credit Suisse AG	HSCEI R Bull CBBC Nov 2015 M	0.2500	12,300 per 10,000 units	12,500 per 10,000 units	2015/11/27	108,000,000	2015/07/09
61910	Credit Suisse AG	HSI R Bull CBBC Jan 2016 F	0.2500	26,138 per 12,000 units	26,388 per 12,000 units	2016/01/28	200,000,000	2015/07/09
61913	Credit Suisse AG	HSI R Bull CBBC Jan 2016 H	0.2500	26,000 per 10,000 units	26,200 per 10,000 units	2016/01/28	200,000,000	2015/07/09
61914	Credit Suisse AG	HSI R Bull CBBC Jan 2016 I	0.2500	25,850 per 10,000 units	26,050 per 10,000 units	2016/01/28	200,000,000	2015/07/09
61920	Credit Suisse AG	HSI R Bull CBBC Jan 2016 J	0.2500	25,700 per 10,000 units	25,900 per 10,000 units	2016/01/28	200,000,000	2015/07/09
61880	Credit Suisse AG	HSI R Bear CBBC Nov 2015 A	0.2500	26,501 per 12,000 units	26,251 per 12,000 units	2015/11/27	200,000,000	2015/07/09
61881	Credit Suisse AG	HSI R Bear CBBC Nov 2015 B	0.2500	26,650 per 10,000 units	26,450 per 10,000 units	2015/11/27	200,000,000	2015/07/09
61992	Bank of East Asia	Galaxy Ent R Bull CBBC Feb 2016 A	0.2500	28.27 per 100 units	30.27 per 100 units	2016/02/29	120,000,000	2015/07/09
61990	Bank of East Asia	HKEx R Bull CBBC May 2016 A	0.2500	252.80 per 100 units	260.689 per 100 units	2016/05/06	40,000,000	2015/07/09
61991	Bank of East Asia	HKEx R Bear CBBC May 2016 A	0.2500	288.80 per 100 units	280.689 per 100 units	2016/05/09	40,000,000	2015/07/09

Newly listed callable bull/bear contracts (continued)

Code	Issuer	Name of issue	Issue prices (HK\$)	Strike price (HKD) / Strike level per 10 units	Call price (HKD) / Call level per 10 units	Expiry date	No. of issue (units)	Listing date
61993	Bank of East Asia	Sands China R Bull CBBC Jun 2016 A	0.2500	23.88 per 100 units	25.88 per 100 units	2016/06/03	120,000,000	2015/07/09
61999	Bank of East Asia	Sands China R Bull CBBC Aug 2016 A	0.2500	21.88 per 100 units	23.88 per 100 units	2016/08/09	120,000,000	2015/07/09
61847	HK Bank	CSOP A50 ETF R Bull CBBC Mar 2016 K	0.2500	14.3800	14.5800	2016/03/07	200,000,000	2015/07/09
61849	HK Bank	CSOP A50 ETF R Bull CBBC Apr 2016 E	0.2500	14.6800	14.8800	2016/04/11	200,000,000	2015/07/09
61856	HK Bank	CSOP A50 ETF R Bull CBBC May 2016 C	0.2500	14.0800	14.2800	2016/05/06	200,000,000	2015/07/09
61858	HK Bank	A50 R Bull CBBC Apr 2016 G	0.2500	13.3800	13.5800	2016/04/11	200,000,000	2015/07/09
61857	HK Bank	A50 R Bull CBBC May 2016 D	0.2500	13.0800	13.2800	2016/05/09	200,000,000	2015/07/09
61862	HK Bank	HKEx R Bull CBBC Jul 2016 E	0.2500	258.88 per 100 units	263.88 per 100 units	2016/07/04	80,000,000	2015/07/09
61848	HK Bank	HSCEI R Bull CBBC Jul 2016 B	0.2500	12,288 per 10,000 units	12,488 per 10,000 units	2016/07/28	100,000,000	2015/07/09
61867	HK Bank	HSI R Bull CBBC Apr 2016 O	0.2500	25,698 per 15,000 units	25,898 per 15,000 units	2016/04/28	150,000,000	2015/07/09
61866	HK Bank	HSI R Bear CBBC May 2016 K	0.2500	26,488 per 15,000 units	26,288 per 15,000 units	2016/05/30	100,000,000	2015/07/09
61878	HK Bank	HSI R Bear CBBC Jun 2016 E	0.2500	27,488 per 15,000 units	27,288 per 15,000 units	2016/06/29	100,000,000	2015/07/09
61853	HK Bank	HSI R Bear CBBC Jul 2016 A	0.2500	26,888 per 15,000 units	26,688 per 15,000 units	2016/07/28	100,000,000	2015/07/09
61879	HK Bank	HSI R Bear CBBC Aug 2016 A	0.2500	27,578 per 20,000 units	27,328 per 20,000 units	2016/08/30	400,000,000	2015/07/09
61860	HK Bank	Ping An R Bull CBBC Feb 2016 I	0.2500	98.38 per 100 units	100.88 per 100 units	2016/02/29	188,000,000	2015/07/09
61846	HK Bank	Ping An R Bull CBBC Apr 2016 J	0.2500	92.38 per 100 units	94.88 per 100 units	2016/04/13	188,000,000	2015/07/09
61985	J P Morgan SP BV	China Life R Bull CBBC Mar 2016 B	0.2700	30.4800	31.2800	2016/03/30	100,000,000	2015/07/09
61979	J P Morgan SP BV	A50 China R Bull CBBC Jan 2016 D	0.2500	12.9800	13.2800	2016/01/28	100,000,000	2015/07/09
61981	J P Morgan SP BV	HKEx R Bull CBBC Jan 2016 A	0.2500	260 per 100 units	265 per 100 units	2016/01/28	100,000,000	2015/07/09
61984	J P Morgan SP BV	HKEx R Bull CBBC Feb 2016 A	0.2500	245 per 100 units	250 per 100 units	2016/02/26	100,000,000	2015/07/09
61972	J P Morgan SP BV	HSCEI R Bull CBBC Mar 2016 G	0.2500	12,300 per 10,000 units	12,500 per 10,000 units	2016/03/30	100,000,000	2015/07/09
61978	J P Morgan SP BV	HSCEI R Bear CBBC Jan 2016 F	0.2500	13,200 per 10,000 units	13,000 per 10,000 units	2016/01/28	100,000,000	2015/07/09
61974	J P Morgan SP BV	HSCEI R Bear CBBC Mar 2016 A	0.2500	13,400 per 10,000 units	13,200 per 10,000 units	2016/03/30	100,000,000	2015/07/09
61958	J P Morgan SP BV	HSI R Bull CBBC Dec 2015 Z	0.2500	26,000 per 10,000 units	26,200 per 10,000 units	2015/12/30	200,000,000	2015/07/09
61961	J P Morgan SP BV	HSI R Bull CBBC Jan 2016 P	0.2500	25,700 per 10,000 units	25,900 per 10,000 units	2016/01/28	200,000,000	2015/07/09
61962	J P Morgan SP BV	HSI R Bull CBBC Feb 2016 I	0.2500	25,500 per 10,000 units	25,700 per 10,000 units	2016/02/26	200,000,000	2015/07/09
61963	J P Morgan SP BV	HSI R Bull CBBC Mar 2016 F	0.2500	25,100 per 10,000 units	25,300 per 10,000 units	2016/03/30	200,000,000	2015/07/09
61946	J P Morgan SP BV	HSI R Bear CBBC Oct 2015 A	0.2500	26,500 per 10,000 units	26,300 per 10,000 units	2015/10/29	200,000,000	2015/07/09
61947	J P Morgan SP BV	HSI R Bear CBBC Oct 2015 W	0.2500	26,700 per 10,000 units	26,500 per 10,000 units	2015/10/29	200,000,000	2015/07/09
61948	J P Morgan SP BV	HSI R Bear CBBC Nov 2015 K	0.2500	27,000 per 10,000 units	26,800 per 10,000 units	2015/11/27	200,000,000	2015/07/09
61887	Standard Chartered Bank	HSI R Bull CBBC Oct 2015 B	0.2500	25,680 per 10,000 units	25,880 per 10,000 units	2015/10/29	100,000,000	2015/07/09
61890	Standard Chartered Bank	HSI R Bear CBBC Oct 2015 M	0.2500	26,880 per 10,000 units	26,680 per 10,000 units	2015/10/29	100,000,000	2015/07/09
61908	SGA Societe Generale Acceptance N.V.	HSI R Bull CBBC Jan16 Y	0.2500	26,208 per 10,000 units	26,308 per 10,000 units	2016/01/28	200,000,000	2015/07/09
61909	SGA Societe Generale Acceptance N.V.	HSI R Bear CBBC Nov15 Z	0.2500	26,888 per 10,000 units	26,788 per 10,000 units	2015/11/27	200,000,000	2015/07/09
61942	UBS AG	HKEx R Bull CBBC Aug 2016 A	0.4050	230 per 100 units	240 per 100 units	2016/08/15	50,000,000	2015/07/09
61938	UBS AG	HSI R Bull CBBC Jan 2016 A	0.2500	25,650 per 10,000 units	25,900 per 10,000 units	2016/01/28	200,000,000	2015/07/09
61941	UBS AG	HSI R Bull CBBC Jan 2016 B	0.2500	25,550 per 10,000 units	25,750 per 10,000 units	2016/01/28	200,000,000	2015/07/09
61937	UBS AG	HSI R Bull CBBC Feb 2016 C	0.2500	25,850 per 10,000 units	26,100 per 10,000 units	2016/02/26	200,000,000	2015/07/09
61935	UBS AG	HSI R Bull CBBC Feb 2016 Z	0.2500	26,147 per 12,000 units	26,397 per 12,000 units	2016/02/26	200,000,000	2015/07/09
61936	UBS AG	HSI R Bull CBBC Mar 2016 J	0.2500	26,050 per 10,000 units	26,250 per 10,000 units	2016/03/30	200,000,000	2015/07/09
61929	UBS AG	HSI R Bear CBBC Oct 2015 T	0.2500	26,550 per 12,000 units	26,300 per 12,000 units	2015/10/29	200,000,000	2015/07/09
61933	UBS AG	HSI R Bear CBBC Nov 2015 E	0.2500	26,850 per 12,000 units	26,600 per 12,000 units	2015/11/27	200,000,000	2015/07/09
61932	UBS AG	HSI R Bear CBBC Nov 2015 I	0.2500	26,650 per 10,000 units	26,450 per 10,000 units	2015/11/27	200,000,000	2015/07/09

Newly listed callable bull/bear contracts (continued)

Code	Issuer	Name of issue	Issue prices (HK\$)	Strike price (HKD) / Strike level per 100 units	Call price (HKD) / Call level per 100 units	Expiry date	No. of issue (units)	Listing date
61934	UBS AG	HSI R Bear CBBC Dec 2015 D	0.2500	26,950 per 10,000 units	26,750 per 10,000 units	2015/12/30	200,000,000	2015/07/09
62162	BNP Paribas Arbit Issu B.V.	Ch Mob R Bear CBBC Dec 2015 B	0.2500	120 per 100 units	118 per 100 units	2015/12/31	75,000,000	2015/07/10
62136	BNP Paribas Arbit Issu B.V.	CSOP A50 ETF R Bull CBBC Dec15T	0.3100	12.0000	12.3000	2015/12/31	150,000,000	2015/07/10
62139	BNP Paribas Arbit Issu B.V.	A50 R Bear CBBC Nov 2015 F	0.2500	15.3000	15.0000	2015/11/30	100,000,000	2015/07/10
62143	BNP Paribas Arbit Issu B.V.	HKEx R Bull CBBC Dec 2015 F	0.3400	230 per 100 units	235 per 100 units	2015/12/31	40,000,000	2015/07/10
62142	BNP Paribas Arbit Issu B.V.	HS H-SH ETF R Bull CBBC Jan16C	0.2500	105 per 100 units	108 per 100 units	2016/01/29	60,000,000	2015/07/10
62134	BNP Paribas Arbit Issu B.V.	HSI R Bear CBBC Nov 2015 I	0.2500	26,500 per 10,000 units	26,300 per 10,000 units	2015/11/27	200,000,000	2015/07/10
62161	BNP Paribas Arbit Issu B.V.	TCH R Bear CBBC Dec 2015 C	0.3800	191 per 100 units	188 per 100 units	2015/12/31	50,000,000	2015/07/10
62065	Credit Suisse AG	BOCL R Bull CBBC Feb 2016 A	0.2500	3.8300	3.9800	2016/02/25	60,000,000	2015/07/10
62063	Credit Suisse AG	CCB R Bull CBBC Feb 2016 A	0.2500	5.9500	6.1000	2016/02/25	60,000,000	2015/07/10
62039	Credit Suisse AG	CSOP A50 ETF R Bull CBBC Feb 2016 A	0.3200	12.1600	12.4600	2016/02/25	100,000,000	2015/07/10
62041	Credit Suisse AG	A50 China R Bull CBBC Feb 2016 A	0.2500	12.5800	12.8800	2016/02/25	100,000,000	2015/07/10
62042	Credit Suisse AG	A50 China R Bull CBBC Feb 2016 B	0.3100	10.9200	11.2200	2016/02/25	100,000,000	2015/07/10
62050	Credit Suisse AG	A50 China R Bull CBBC Feb 2016 C	0.3800	10.2000	10.5000	2016/02/25	100,000,000	2015/07/10
62054	Credit Suisse AG	HKEx R Bull CBBC Feb 2016 A	0.4500	225 per 100 units	232 per 100 units	2016/02/25	100,000,000	2015/07/10
62059	Credit Suisse AG	HKEx R Bull CBBC Feb 2016 B	0.2500	245 per 100 units	252 per 100 units	2016/02/25	100,000,000	2015/07/10
62101	Credit Suisse AG	HKEx R Bull CBBC Mar 2016 A	0.4700	215 per 100 units	222 per 100 units	2016/03/31	100,000,000	2015/07/10
62102	Credit Suisse AG	HKEx R Bull CBBC Mar 2016 B	0.6500	197 per 100 units	203 per 100 units	2016/03/31	100,000,000	2015/07/10
62036	Credit Suisse AG	HS H-SH ETF R Bull CBBC Feb 2016 A	0.2500	106.90 per 100 units	109.90 per 100 units	2016/02/25	60,000,000	2015/07/10
62071	Credit Suisse AG	HSI R Bull CBBC Feb 2016 H	0.2500	26,050 per 10,000 units	26,250 per 10,000 units	2016/02/26	200,000,000	2015/07/10
62072	Credit Suisse AG	HSI R Bull CBBC Feb 2016 I	0.2500	25,750 per 10,000 units	25,950 per 10,000 units	2016/02/26	200,000,000	2015/07/10
62073	Credit Suisse AG	HSI R Bull CBBC Feb 2016 J	0.2500	25,550 per 10,000 units	25,750 per 10,000 units	2016/02/26	200,000,000	2015/07/10
62110	Credit Suisse AG	HSI R Bear CBBC Nov 2015 C	0.2500	26,550 per 10,000 units	26,350 per 10,000 units	2015/11/27	200,000,000	2015/07/10
62103	Credit Suisse AG	HSI R Bear CBBC Dec 2015 X	0.2500	26,700 per 10,000 units	26,500 per 10,000 units	2015/12/30	200,000,000	2015/07/10
62111	Credit Suisse AG	HSI R Bear CBBC Dec 2015 Y	0.2500	26,350 per 10,000 units	26,150 per 10,000 units	2015/12/30	200,000,000	2015/07/10
62112	Credit Suisse AG	HSI R Bear CBBC Jan 2016 E	0.2500	26,315 per 12,000 units	26,065 per 12,000 units	2016/01/28	200,000,000	2015/07/10
62064	Credit Suisse AG	ICBC R Bull CBBC Feb 2016 A	0.2500	4.9800	5.1800	2016/02/25	60,000,000	2015/07/10
62028	HK Bank	CSOP A50 ETF R Bear CBBC Jul 2016 B	0.2500	16.3800	16.1800	2016/07/25	40,000,000	2015/07/10
62004	HK Bank	A50 R Bear CBBC Jul 2016 A	0.2500	14.6800	14.4800	2016/07/25	50,000,000	2015/07/10
62002	HK Bank	Galaxy Ent R Bull CBBC Jun 2016 A	0.5200	30.2700	32.2700	2016/06/27	50,000,000	2015/07/10
62027	HK Bank	HKEx R Bear CBBC Jun 2016 B	0.2500	287.88 per 100 units	282.88 per 100 units	2016/06/30	50,000,000	2015/07/10
62029	HK Bank	HSI R Bull CBBC Sep 2016 A	0.2500	22,878 per 20,000 units	23,128 per 20,000 units	2016/09/29	400,000,000	2015/07/10
62030	HK Bank	HSI R Bull CBBC Sep 2016 B	0.2500	24,198 per 15,000 units	24,398 per 15,000 units	2016/09/29	150,000,000	2015/07/10
62032	HK Bank	HSI R Bull CBBC Sep 2016 C	0.2500	23,698 per 15,000 units	23,898 per 15,000 units	2016/09/29	150,000,000	2015/07/10
62003	HK Bank	Sands China R Bull CBBC Jul 2016 A	0.3900	25.6800	27.6800	2016/07/29	50,000,000	2015/07/10
62000	HK Bank	TCH R Bear CBBC Apr 2016 D	0.2500	163.88 per 100 units	161.88 per 100 units	2016/04/18	100,000,000	2015/07/10
62129	J P Morgan SP BV	HSCEI R Bull CBBC Apr 2016 A	0.2500	11,600 per 10,000 units	11,800 per 10,000 units	2016/04/28	100,000,000	2015/07/10
62131	J P Morgan SP BV	HSCEI R Bear CBBC Apr 2016 A	0.2500	13,000 per 10,000 units	12,800 per 10,000 units	2016/04/28	100,000,000	2015/07/10
62115	J P Morgan SP BV	HSI R Bull CBBC Jan 2016 W	0.2500	25,600 per 10,000 units	25,800 per 10,000 units	2016/01/28	200,000,000	2015/07/10
62033	J P Morgan SP BV	HSI R Bull CBBC Feb 2016 L	0.2500	25,900 per 10,000 units	26,100 per 10,000 units	2016/02/26	200,000,000	2015/07/10
62117	J P Morgan SP BV	HSI R Bull CBBC Feb 2016 M	0.2500	25,288 per 10,000 units	25,488 per 10,000 units	2016/02/26	200,000,000	2015/07/10
62118	J P Morgan SP BV	HSI R Bull CBBC Mar 2016 B	0.2500	24,988 per 10,000 units	25,188 per 10,000 units	2016/03/30	200,000,000	2015/07/10
62119	J P Morgan SP BV	HSI R Bear CBBC Oct 2015 X	0.2500	26,300 per 10,000 units	26,100 per 10,000 units	2015/10/29	200,000,000	2015/07/10

Newly listed callable bull/bear contracts (continued)

Code	Issuer	Name of issue	Issue prices (HK\$)	Strike price (HKD) / Strike level per 10 units	Call price (HKD) / Call level per 10 units	Expiry date	No. of issue (units)	Listing date
62120	J P Morgan SP BV	HSI R Bear CBBC Nov 2015 L	0.2500	26,600 per 10,000 units	26,400 per 10,000 units	2015/11/27	200,000,000	2015/07/10
62128	J P Morgan SP BV	HSI R Bear CBBC Dec 2015 F	0.2500	26,900 per 10,000 units	26,700 per 10,000 units	2015/12/30	200,000,000	2015/07/10
62035	Standard Chartered Bank	HSI R Bull CBBC Oct 2015 C	0.2500	25,080 per 20,000 units	25,380 per 20,000 units	2015/10/29	100,000,000	2015/07/10
62034	Standard Chartered Bank	HSI R Bear CBBC Oct 2015 N	0.2500	27,080 per 20,000 units	26,780 per 20,000 units	2015/10/29	100,000,000	2015/07/10
62074	SGA Societe Generale Acceptance N.V.	HSI R Bear CBBC Nov 15 S	0.2500	27,088 per 10,000 units	26,988 per 10,000 units	2015/11/27	200,000,000	2015/07/10
62081	UBS AG	HSCEI R Bull CBBC Mar 2016 D	0.2500	12,000 per 10,000 units	12,200 per 10,000 units	2016/03/30	200,000,000	2015/07/10
62096	UBS AG	HSCEI R Bull CBBC Mar 2016 E	0.2500	10,800 per 10,000 units	11,000 per 10,000 units	2016/03/30	200,000,000	2015/07/10
62077	UBS AG	HSI R Bull CBBC Jan 2016 C	0.2500	25,982 per 15,000 units	26,282 per 15,000 units	2016/01/28	200,000,000	2015/07/10
62080	UBS AG	HSI R Bull CBBC Jan 2016 T	0.2500	25,850 per 10,000 units	26,050 per 10,000 units	2016/01/28	200,000,000	2015/07/10
62100	UBS AG	HSI R Bear CBBC Nov 2015 F	0.2500	26,350 per 10,000 units	26,150 per 10,000 units	2015/11/27	200,000,000	2015/07/10
62099	UBS AG	HSI R Bear CBBC Nov 2015 H	0.2500	26,315 per 12,000 units	26,065 per 12,000 units	2015/11/27	200,000,000	2015/07/10
62472	BNP Paribas Arbit Issu B.V.	CC Bank R Bull CBBC Dec 2015 D	0.2500	5.6500	5.8000	2015/12/31	100,000,000	2015/07/13
62445	BNP Paribas Arbit Issu B.V.	A50 Ch R Bull CBBC Dec 2015 O	0.3100	10.7000	11.0000	2015/12/31	150,000,000	2015/07/13
62466	BNP Paribas Arbit Issu B.V.	HKEx R Bull CBBC Dec 2015 G	0.2500	210 per 100 units	215 per 100 units	2015/12/31	40,000,000	2015/07/13
62468	BNP Paribas Arbit Issu B.V.	HKEx R Bull CBBC Dec 2015 H	0.4500	190 per 100 units	195 per 100 units	2015/12/31	40,000,000	2015/07/13
62440	BNP Paribas Arbit Issu B.V.	HSCEI R Bull CBBC Nov 2015 H	0.2500	10,600 per 10,000 units	10,800 per 10,000 units	2015/11/27	100,000,000	2015/07/13
62441	BNP Paribas Arbit Issu B.V.	HSCEI R Bear CBBC Dec 2015 Y	0.2500	13,000 per 10,000 units	12,800 per 10,000 units	2015/12/30	100,000,000	2015/07/13
62215	BNP Paribas Arbit Issu B.V.	HSI R Bull CBBC Dec 2015 B	0.2500	25,000 per 10,000 units	25,200 per 10,000 units	2015/12/30	250,000,000	2015/07/13
62434	BNP Paribas Arbit Issu B.V.	HSI R Bull CBBC Dec 2015 C	0.2500	24,800 per 10,000 units	25,000 per 10,000 units	2015/12/30	250,000,000	2015/07/13
62219	BNP Paribas Arbit Issu B.V.	HSI R Bull CBBC Dec 2015 F	0.2500	25,200 per 10,000 units	25,400 per 10,000 units	2015/12/30	250,000,000	2015/07/13
62431	BNP Paribas Arbit Issu B.V.	HSI R Bull CBBC Dec 2015 W	0.2500	24,600 per 10,000 units	24,800 per 10,000 units	2015/12/30	250,000,000	2015/07/13
62433	BNP Paribas Arbit Issu B.V.	HSI R Bull CBBC Jan 2016 C	0.2500	24,700 per 10,000 units	24,900 per 10,000 units	2016/01/28	250,000,000	2015/07/13
62214	BNP Paribas Arbit Issu B.V.	HSI R Bull CBBC Jan 2016 W	0.2500	24,900 per 10,000 units	25,100 per 10,000 units	2016/01/28	250,000,000	2015/07/13
62217	BNP Paribas Arbit Issu B.V.	HSI R Bull CBBC Jan 2016 X	0.2500	25,100 per 10,000 units	25,300 per 10,000 units	2016/01/28	250,000,000	2015/07/13
62435	BNP Paribas Arbit Issu B.V.	HSI R Bear CBBC Nov 2015 J	0.2500	25,500 per 10,000 units	25,300 per 10,000 units	2015/11/27	200,000,000	2015/07/13
62436	BNP Paribas Arbit Issu B.V.	HSI R Bear CBBC Nov 2015 K	0.2500	25,700 per 10,000 units	25,500 per 10,000 units	2015/11/27	200,000,000	2015/07/13
62437	BNP Paribas Arbit Issu B.V.	HSI R Bear CBBC Nov 2015 L	0.2500	25,900 per 10,000 units	25,700 per 10,000 units	2015/11/27	200,000,000	2015/07/13
62438	BNP Paribas Arbit Issu B.V.	HSI R Bear CBBC Nov 2015 M	0.2500	26,100 per 10,000 units	25,900 per 10,000 units	2015/11/27	200,000,000	2015/07/13
62439	BNP Paribas Arbit Issu B.V.	HSI R Bear CBBC Nov 2015 N	0.2500	26,300 per 10,000 units	26,100 per 10,000 units	2015/11/27	200,000,000	2015/07/13
62469	BNP Paribas Arbit Issu B.V.	TCH R Bull CBBC Dec 2015 E	0.3000	115 per 100 units	118 per 100 units	2015/12/31	50,000,000	2015/07/13
62368	Credit Suisse AG	China Life R Bull CBBC Apr 2016 A	0.2500	23.80 per 100 units	24.80 per 100 units	2016/04/28	70,000,000	2015/07/13
62354	Credit Suisse AG	HKEx R Bull CBBC Feb 2016 C	0.4700	189 per 100 units	196 per 100 units	2016/02/25	100,000,000	2015/07/13
62359	Credit Suisse AG	HKEx R Bull CBBC Feb 2016 D	0.3200	204 per 100 units	212 per 100 units	2016/02/25	100,000,000	2015/07/13
62361	Credit Suisse AG	HKEx R Bear CBBC Dec 2015 B	0.5300	286 per 100 units	278 per 100 units	2015/12/30	100,000,000	2015/07/13
62365	Credit Suisse AG	HKEx R Bear CBBC Dec 2015 C	0.3200	265 per 100 units	258 per 100 units	2015/12/30	100,000,000	2015/07/13
62334	Credit Suisse AG	HSCEI R Bull CBBC Jan 2016 E	0.2500	11,850 per 10,000 units	12,050 per 10,000 units	2016/01/28	108,000,000	2015/07/13
62337	Credit Suisse AG	HSCEI R Bull CBBC Jan 2016 F	0.2500	11,400 per 10,000 units	11,600 per 10,000 units	2016/01/28	108,000,000	2015/07/13
62338	Credit Suisse AG	HSCEI R Bear CBBC Nov 2015 D	0.2500	13,000 per 10,000 units	12,800 per 10,000 units	2015/11/27	108,000,000	2015/07/13
62350	Credit Suisse AG	HSCEI R Bear CBBC Nov 2015 E	0.2500	12,600 per 10,000 units	12,400 per 10,000 units	2015/11/27	108,000,000	2015/07/13
62220	Credit Suisse AG	HSI R Bull CBBC Feb 2016 K	0.2500	25,814 per 10,000 units	26,064 per 10,000 units	2016/02/26	200,000,000	2015/07/13
62225	Credit Suisse AG	HSI R Bull CBBC Feb 2016 L	0.2500	25,577 per 10,000 units	25,777 per 10,000 units	2016/02/26	200,000,000	2015/07/13
62227	Credit Suisse AG	HSI R Bull CBBC Feb 2016 M	0.2500	25,300 per 10,000 units	25,500 per 10,000 units	2016/02/26	200,000,000	2015/07/13
62235	Credit Suisse AG	HSI R Bull CBBC Feb 2016 N	0.2500	25,050 per 10,000 units	25,250 per 10,000 units	2016/02/26	200,000,000	2015/07/13

Newly listed callable bull/bear contracts (continued)

Code	Issuer	Name of issue	Issue prices (HK\$)	Strike price (HKD) / Strike level per 10 units	Call price (HKD) / Call level per 10 units	Expiry date	No. of issue (units)	Listing date
62236	Credit Suisse AG	HSI R Bull CBBC Feb 2016 O	0.2500	24,825 per 10,000 units	25,025 per 10,000 units	2016/02/26	200,000,000	2015/07/13
62237	Credit Suisse AG	HSI R Bull CBBC Feb 2016 P	0.2500	23,950 per 10,000 units	24,150 per 10,000 units	2016/02/26	200,000,000	2015/07/13
62239	Credit Suisse AG	HSI R Bull CBBC Feb 2016 Q	0.2500	23,800 per 10,000 units	24,000 per 10,000 units	2016/02/26	200,000,000	2015/07/13
62246	Credit Suisse AG	HSI R Bull CBBC Feb 2016 T	0.3400	22,800 per 10,000 units	23,000 per 10,000 units	2016/02/26	200,000,000	2015/07/13
62332	Credit Suisse AG	HSI R Bull CBBC Feb 2016 U	0.2500	24,600 per 10,000 units	24,800 per 10,000 units	2016/02/26	200,000,000	2015/07/13
62506	Credit Suisse AG	HSI R Bull CBBC Feb 2016 V	0.2800	23,300 per 10,000 units	23,500 per 10,000 units	2016/02/26	200,000,000	2015/07/13
62492	Credit Suisse AG	HSI R Bear CBBC Nov 2015 F	0.2500	26,100 per 10,000 units	25,900 per 10,000 units	2015/11/27	200,000,000	2015/07/13
62486	Credit Suisse AG	HSI R Bear CBBC Nov 2015 O	0.2500	25,478 per 12,000 units	25,238 per 12,000 units	2015/11/27	200,000,000	2015/07/13
62487	Credit Suisse AG	HSI R Bear CBBC Nov 2015 W	0.2500	25,700 per 10,000 units	25,500 per 10,000 units	2015/11/27	200,000,000	2015/07/13
62488	Credit Suisse AG	HSI R Bear CBBC Nov 2015 X	0.2500	25,900 per 10,000 units	25,700 per 10,000 units	2015/11/27	200,000,000	2015/07/13
62369	Credit Suisse AG	TCH R Bull CBBC Feb 2016 A	0.3100	114.30 per 100 units	116.80 per 100 units	2016/02/25	100,000,000	2015/07/13
62370	Credit Suisse AG	TCH R Bear CBBC Dec 2015 A	0.3100	158.80 per 100 units	155.80 per 100 units	2015/12/30	100,000,000	2015/07/13
62173	HK Bank	HKEx R Bull CBBC Sep 2016 A	0.3800	223.88 per 100 units	228.88 per 100 units	2016/09/26	80,000,000	2015/07/13
62165	HK Bank	HKEx R Bull CBBC Oct 2016 A	0.2500	238.88 per 100 units	243.88 per 100 units	2016/10/12	80,000,000	2015/07/13
62174	HK Bank	HKEx R Bull CBBC Oct 2016 B	0.3000	231.88 per 100 units	236.88 per 100 units	2016/10/05	80,000,000	2015/07/13
62164	HK Bank	HKEx R Bear CBBC May 2016 A	0.2500	278.88 per 100 units	273.88 per 100 units	2016/05/30	50,000,000	2015/07/13
62179	HK Bank	HSI R Bull CBBC Jun 2016 K	0.2500	25,298 per 15,000 units	25,498 per 15,000 units	2016/06/29	150,000,000	2015/07/13
62177	HK Bank	HSI R Bull CBBC Jul 2016 F	0.2500	25,098 per 15,000 units	25,298 per 15,000 units	2016/07/28	150,000,000	2015/07/13
62175	HK Bank	TCH R Bull CBBC Feb 2016 I	0.2500	143.88 per 100 units	145.88 per 100 units	2016/02/22	100,000,000	2015/07/13
62176	HK Bank	TCH R Bull CBBC Feb 2016 J	0.2500	146.88 per 100 units	148.88 per 100 units	2016/02/01	100,000,000	2015/07/13
62178	HK Bank	TCH R Bull CBBC Jun 2016 D	0.2500	149.88 per 100 units	151.88 per 100 units	2016/06/27	100,000,000	2015/07/13
62180	HK Bank	TCH R Bear CBBC Jun 2016 D	0.2500	160.88 per 100 units	158.88 per 100 units	2016/06/13	100,000,000	2015/07/13
62211	J P Morgan SP BV	HSCEI R Bull CBBC Apr 2016 B	0.2500	12,000 per 10,000 units	12,200 per 10,000 units	2016/04/28	100,000,000	2015/07/13
62501	J P Morgan SP BV	HSCEI R Bear CBBC Apr 2016 B	0.2500	12,700 per 10,000 units	12,500 per 10,000 units	2016/04/28	100,000,000	2015/07/13
62212	J P Morgan SP BV	HSI R Bull CBBC Jan 2016 L	0.2500	25,788 per 10,000 units	25,988 per 10,000 units	2016/01/28	200,000,000	2015/07/13
62376	J P Morgan SP BV	HSI R Bull CBBC Mar 2016 A	0.2500	24,800 per 10,000 units	25,000 per 10,000 units	2016/03/30	200,000,000	2015/07/13
62213	J P Morgan SP BV	HSI R Bull CBBC Mar 2016 G	0.2500	25,400 per 10,000 units	25,600 per 10,000 units	2016/03/30	200,000,000	2015/07/13
62210	J P Morgan SP BV	HSI R Bull CBBC Apr 2016 E	0.2500	25,000 per 10,000 units	25,200 per 10,000 units	2016/04/28	200,000,000	2015/07/13
62377	J P Morgan SP BV	HSI R Bull CBBC Apr 2016 F	0.2500	24,600 per 10,000 units	24,800 per 10,000 units	2016/04/28	200,000,000	2015/07/13
62499	J P Morgan SP BV	HSI R Bull CBBC Apr 2016 G	0.2500	24,288 per 10,000 units	24,488 per 10,000 units	2016/04/28	200,000,000	2015/07/13
62375	J P Morgan SP BV	HSI R Bear CBBC Oct 2015 Z	0.2500	25,435 per 10,000 units	25,235 per 10,000 units	2015/10/29	200,000,000	2015/07/13
62380	J P Morgan SP BV	HSI R Bear CBBC Nov 2015 M	0.2500	26,200 per 10,000 units	26,000 per 10,000 units	2015/11/27	200,000,000	2015/07/13
62382	J P Morgan SP BV	HSI R Bear CBBC Nov 2015 N	0.2500	25,700 per 10,000 units	25,500 per 10,000 units	2015/11/27	200,000,000	2015/07/13
62383	J P Morgan SP BV	HSI R Bear CBBC Nov 2015 O	0.2500	26,000 per 10,000 units	25,800 per 10,000 units	2015/11/27	200,000,000	2015/07/13
62381	J P Morgan SP BV	HSI R Bear CBBC Jan 2016 B	0.2500	26,800 per 10,000 units	26,600 per 10,000 units	2016/01/28	200,000,000	2015/07/13
62493	Standard Chartered Bank	HKEx R Bull CBBC May 2016 A	0.3500	200.88 per 100 units	208.88 per 100 units	2016/05/30	50,000,000	2015/07/13
62494	Standard Chartered Bank	HKEx R Bear CBBC Mar 2016 C	0.3200	266.88 per 100 units	258.88 per 100 units	2016/03/29	50,000,000	2015/07/13
62250	Standard Chartered Bank	HSCEI R Bear CBBC Oct 2015 G	0.2500	13,480 per 10,000 units	13,280 per 10,000 units	2015/10/29	100,000,000	2015/07/13
62247	Standard Chartered Bank	HSI R Bull CBBC Oct 2015 D	0.2500	25,480 per 10,000 units	25,680 per 10,000 units	2015/10/29	100,000,000	2015/07/13
62251	Standard Chartered Bank	HSI R Bull CBBC Oct 2015 F	0.2500	24,480 per 20,000 units	24,780 per 20,000 units	2015/10/29	100,000,000	2015/07/13
62252	Standard Chartered Bank	HSI R Bull CBBC Oct 2015 I	0.2500	24,680 per 20,000 units	24,980 per 20,000 units	2015/10/29	100,000,000	2015/07/13
62374	Standard Chartered Bank	HSI R Bull CBBC Oct 2015 J	0.2500	23,880 per 20,000 units	24,180 per 20,000 units	2015/10/29	100,000,000	2015/07/13
62483	Standard Chartered Bank	HSI R Bull CBBC Oct 2015 L	0.2500	23,480 per 10,000 units	23,680 per 10,000 units	2015/10/29	100,000,000	2015/07/13

Newly listed callable bull/bear contracts (continued)

Code	Issuer	Name of issue	Issue prices (HK\$)	Strike price (HKD) / Strike level per 10 units	Call price (HKD) / Call level per 10 units	Expiry date	No. of issue (units)	Listing date
62476	Standard Chartered Bank	HSI R Bull CBBC Oct 2015 M	0.2500	23,680 per 10,000 units	23,880 per 10,000 units	2015/10/29	100,000,000	2015/07/13
62248	Standard Chartered Bank	HSI R Bear CBBC Oct 2015 O	0.2500	26,880 per 20,000 units	26,580 per 20,000 units	2015/10/29	100,000,000	2015/07/13
62371	Standard Chartered Bank	HSI R Bear CBBC Oct 2015 P	0.2500	26,280 per 10,000 units	26,080 per 10,000 units	2015/10/29	100,000,000	2015/07/13
62372	Standard Chartered Bank	HSI R Bear CBBC Oct 2015 Q	0.2500	26,080 per 10,000 units	25,880 per 10,000 units	2015/10/29	100,000,000	2015/07/13
62485	Standard Chartered Bank	HSI R Bear CBBC Oct 2015 R	0.2500	25,880 per 20,000 units	25,580 per 20,000 units	2015/10/29	100,000,000	2015/07/13
62181	SGA Societe Generale Acceptance NV	HSCEI R Bull CBBC Jan16H	0.2500	10,608 per 10,000 units	10,808 per 10,000 units	2016/01/28	200,000,000	2015/07/13
62185	SGA Societe Generale Acceptance NV	HSCEI R Bull CBBC Jan16I	0.2500	11,008 per 10,000 units	11,208 per 10,000 units	2016/01/28	200,000,000	2015/07/13
62188	SGA Societe Generale Acceptance NV	HSCEI R Bull CBBC Jan16J	0.2500	12,008 per 10,000 units	12,208 per 10,000 units	2016/01/28	200,000,000	2015/07/13
62253	SGA Societe Generale Acceptance NV	HSCEI R Bull CBBC Mar16A	0.3300	9,008 per 10,000 units	9,208 per 10,000 units	2016/03/30	200,000,000	2015/07/13
62255	SGA Societe Generale Acceptance NV	HSCEI R Bull CBBC Mar16B	0.2900	9,408 per 10,000 units	9,608 per 10,000 units	2016/03/30	200,000,000	2015/07/13
62257	SGA Societe Generale Acceptance NV	HSCEI R Bear CBBC Jan16F	0.2500	12,688 per 10,000 units	12,488 per 10,000 units	2016/01/28	200,000,000	2015/07/13
62275	SGA Societe Generale Acceptance N.V.	HSI R Bull CBBC Jan16I	0.2500	23,008 per 10,000 units	23,108 per 10,000 units	2016/01/28	200,000,000	2015/07/13
62277	SGA Societe Generale Acceptance N.V.	HSI R Bull CBBC Jan 16N	0.2500	23,208 per 10,000 units	23,308 per 10,000 units	2016/01/28	200,000,000	2015/07/13
62269	SGA Societe Generale Acceptance N.V.	HSI R Bull CBBC Jan 16S	0.2500	22,808 per 10,000 units	22,908 per 10,000 units	2016/01/28	200,000,000	2015/07/13
62191	SGA Societe Generale Acceptance N.V.	HSI R Bull CBBC Jan 16Z	0.2500	25,108 per 10,000 units	25,208 per 10,000 units	2016/01/28	200,000,000	2015/07/13
62279	SGA Societe Generale Acceptance N.V.	HSI R Bull CBBC Feb 16A	0.2500	24,608 per 10,000 units	24,708 per 10,000 units	2016/02/26	200,000,000	2015/07/13
62280	SGA Societe Generale Acceptance N.V.	HSI R Bull CBBC Feb 16E	0.2500	24,808 per 10,000 units	24,908 per 10,000 units	2016/02/26	200,000,000	2015/07/13
62282	SGA Societe Generale Acceptance N.V.	HSI R Bull CBBC Feb 16F	0.2500	25,008 per 10,000 units	25,108 per 10,000 units	2016/02/26	200,000,000	2015/07/13
62196	SGA Societe Generale Acceptance N.V.	HSI R Bull CBBC Mar 16E	0.2500	25,458 per 10,000 units	25,558 per 10,000 units	2016/03/30	200,000,000	2015/07/13
62197	SGA Societe Generale Acceptance N.V.	HSI R Bull CBBC Mar 16F	0.2500	25,658 per 10,000 units	25,758 per 10,000 units	2016/03/30	200,000,000	2015/07/13
62258	SGA Societe Generale Acceptance N.V.	HSI R Bull CBBC Mar 16G	0.2500	22,200 per 20,000 units	22,300 per 20,000 units	2016/03/30	400,000,000	2015/07/13
62267	SGA Societe Generale Acceptance N.V.	HSI R Bull CBBC Mar 16H	0.2500	22,800 per 20,000 units	22,900 per 20,000 units	2016/03/30	400,000,000	2015/07/13
62261	SGA Societe Generale Acceptance N.V.	HSI R Bull CBBC Apr 16A	0.2500	22,500 per 20,000 units	22,600 per 20,000 units	2016/04/28	400,000,000	2015/07/13
62276	SGA Societe Generale Acceptance N.V.	HSI R Bull CBBC Apr 16B	0.2500	23,100 per 20,000 units	23,200 per 20,000 units	2016/04/28	400,000,000	2015/07/13
62285	SGA Societe Generale Acceptance N.V.	HSI R Bear CBBC Dec 15L	0.2500	25,588 per 10,000 units	25,488 per 10,000 units	2015/12/30	200,000,000	2015/07/13
62288	SGA Societe Generale Acceptance N.V.	HSI R Bear CBBC Dec 15M	0.2500	25,788 per 10,000 units	25,688 per 10,000 units	2015/12/30	200,000,000	2015/07/13
62293	SGA Societe Generale Acceptance N.V.	HSI R Bear CBBC Dec 15O	0.2500	25,988 per 10,000 units	25,888 per 10,000 units	2015/12/30	200,000,000	2015/07/13
62206	SGA Societe Generale Acceptance N.V.	HSI R Bear CBBC Dec 15W	0.2500	26,288 per 10,000 units	26,188 per 10,000 units	2015/12/30	200,000,000	2015/07/13
62207	SGA Societe Generale Acceptance N.V.	HSI R Bear CBBC Dec 15X	0.2500	27,200 per 20,000 units	27,100 per 20,000 units	2015/12/30	400,000,000	2015/07/13
62208	SGA Societe Generale Acceptance N.V.	HSI R Bear CBBC Dec 15Y	0.2500	27,500 per 20,000 units	27,400 per 20,000 units	2015/12/30	400,000,000	2015/07/13
62283	SGA Societe Generale Acceptance N.V.	HSI R Bear CBBC Dec 15Z	0.2500	25,388 per 10,000 units	25,288 per 10,000 units	2015/12/30	200,000,000	2015/07/13
62297	SGA Societe Generale Acceptance N.V.	HSI R Bear CBBC Jan 16G	0.2500	26,300 per 20,000 units	26,200 per 20,000 units	2016/01/28	400,000,000	2015/07/13
62316	SGA Societe Generale Acceptance N.V.	HSI R Bear CBBC Jan 16H	0.2500	26,600 per 20,000 units	26,500 per 20,000 units	2016/01/28	400,000,000	2015/07/13
62325	SGA Societe Generale Acceptance N.V.	HSI R Bear CBBC Jan 16I	0.2500	26,900 per 20,000 units	26,800 per 20,000 units	2016/01/28	400,000,000	2015/07/13
62416	UBS AG	HSCEI R Bull CBBC Jan 2016 K	0.2500	11,800 per 10,000 units	12,000 per 10,000 units	2016/01/28	200,000,000	2015/07/13
62409	UBS AG	HSCEI R Bull CBBC Feb 2016 I	0.2500	11,700 per 10,000 units	11,900 per 10,000 units	2016/02/26	200,000,000	2015/07/13
62410	UBS AG	HSCEI R Bull CBBC Feb 2016 J	0.2500	11,100 per 10,000 units	11,300 per 10,000 units	2016/02/26	200,000,000	2015/07/13
62411	UBS AG	HSCEI R Bull CBBC Mar 2016 F	0.2500	11,400 per 10,000 units	11,600 per 10,000 units	2016/03/30	200,000,000	2015/07/13
62428	UBS AG	HSCEI R Bear CBBC Oct 2015 O	0.2500	12,400 per 10,000 units	12,200 per 10,000 units	2015/10/29	200,000,000	2015/07/13
62430	UBS AG	HSCEI R Bear CBBC Nov 2015 K	0.2500	12,800 per 10,000 units	12,600 per 10,000 units	2015/11/27	200,000,000	2015/07/13
62389	UBS AG	HSI R Bull CBBC Feb 2016 B	0.2500	25,638 per 12,000 units	25,888 per 12,000 units	2016/02/26	200,000,000	2015/07/13
62398	UBS AG	HSI R Bull CBBC Feb 2016 E	0.2500	24,900 per 10,000 units	25,150 per 10,000 units	2016/02/26	200,000,000	2015/07/13
62393	UBS AG	HSI R Bull CBBC Feb 2016 G	0.2500	25,200 per 10,000 units	25,450 per 10,000 units	2016/02/26	200,000,000	2015/07/13

Newly listed callable bull/bear contracts (continued)

Code	Issuer	Name of issue	Issue prices (HK\$)	Strike price (HKD) / Strike level per 10 units	Call price (HKD) / Call level per 10 units	Expiry date	No. of issue (units)	Listing date
62415	UBS AG	HSI R Bull CBBC Feb 2016 H	0.2500	24,600 per 10,000 units	24,850 per 10,000 units	2016/02/26	200,000,000	2015/07/13
62385	UBS AG	HSI R Bull CBBC Mar 2016 K	0.2500	25,814 per 12,000 units	26,064 per 12,000 units	2016/03/30	200,000,000	2015/07/13
62392	UBS AG	HSI R Bull CBBC Mar 2016 L	0.2500	25,400 per 10,000 units	25,600 per 10,000 units	2016/03/30	200,000,000	2015/07/13
62396	UBS AG	HSI R Bull CBBC Mar 2016 M	0.2500	25,100 per 10,000 units	25,300 per 10,000 units	2016/03/30	200,000,000	2015/07/13
62413	UBS AG	HSI R Bull CBBC Mar 2016 N	0.2500	24,800 per 10,000 units	25,000 per 10,000 units	2016/03/30	200,000,000	2015/07/13
62400	UBS AG	HSI R Bull CBBC Apr 2016 A	0.2500	24,200 per 10,000 units	24,400 per 10,000 units	2016/04/28	200,000,000	2015/07/13
62401	UBS AG	HSI R Bull CBBC Apr 2016 B	0.2500	24,000 per 10,000 units	24,200 per 10,000 units	2016/04/28	200,000,000	2015/07/13
62406	UBS AG	HSI R Bull CBBC Apr 2016 C	0.2500	23,600 per 10,000 units	23,850 per 10,000 units	2016/04/28	200,000,000	2015/07/13
62417	UBS AG	HSI R Bear CBBC Oct 2015 Y	0.2500	25,485 per 12,000 units	25,235 per 12,000 units	2015/10/29	200,000,000	2015/07/13
62418	UBS AG	HSI R Bear CBBC Nov 2015 J	0.2500	25,550 per 10,000 units	25,350 per 10,000 units	2015/11/27	200,000,000	2015/07/13
62423	UBS AG	HSI R Bear CBBC Nov 2015 K	0.2500	26,050 per 12,000 units	25,800 per 12,000 units	2015/11/27	200,000,000	2015/07/13
62421	UBS AG	HSI R Bear CBBC Dec 2015 E	0.2500	25,700 per 10,000 units	25,500 per 10,000 units	2015/12/30	200,000,000	2015/07/13
62422	UBS AG	HSI R Bear CBBC Dec 2015 F	0.2500	25,850 per 10,000 units	25,650 per 10,000 units	2015/12/30	200,000,000	2015/07/13
62425	UBS AG	HSI R Bear CBBC Dec 2015 G	0.2500	26,150 per 12,000 units	25,900 per 12,000 units	2015/12/30	200,000,000	2015/07/13
62669	BNP Paribas Arbit Issu B.V.	Ch Mob R Bull CBBC Dec 2015 C	0.2500	76 per 100 units	78 per 100 units	2015/12/31	75,000,000	2015/07/14
62668	BNP Paribas Arbit Issu B.V.	HSCEI R Bear CBBC Nov 2015 E	0.2500	13,200 per 10,000 units	13,000 per 10,000 units	2015/11/27	100,000,000	2015/07/14
62667	BNP Paribas Arbit Issu B.V.	HSCEI R Bear CBBC Dec 2015 Z	0.2500	12,600 per 10,000 units	12,400 per 10,000 units	2015/12/30	100,000,000	2015/07/14
62666	BNP Paribas Arbit Issu B.V.	HSI R Bear CBBC Oct 2015 B	0.2500	26,000 per 10,000 units	25,800 per 10,000 units	2015/10/29	200,000,000	2015/07/14
62665	BNP Paribas Arbit Issu B.V.	HSI R Bear CBBC Oct 2015 C	0.2500	25,800 per 10,000 units	25,600 per 10,000 units	2015/10/29	200,000,000	2015/07/14
62663	BNP Paribas Arbit Issu B.V.	HSI R Bear CBBC Oct 2015 O	0.2500	25,600 per 10,000 units	25,400 per 10,000 units	2015/10/29	200,000,000	2015/07/14
62661	BNP Paribas Arbit Issu B.V.	HSI R Bear CBBC Oct 2015 P	0.2500	25,200 per 10,000 units	25,000 per 10,000 units	2015/10/29	200,000,000	2015/07/14
62662	BNP Paribas Arbit Issu B.V.	HSI R Bear CBBC Oct 2015 Q	0.2500	25,400 per 10,000 units	25,200 per 10,000 units	2015/10/29	200,000,000	2015/07/14
62670	BNP Paribas Arbit Issu B.V.	Ping An R Bull CBBC Dec 2015 F	0.2500	75.50 per 100 units	78 per 100 units	2015/12/31	68,000,000	2015/07/14
62611	Credit Suisse AG	HSCEI R Bull CBBC Mar 2016 A	0.2500	10,300 per 10,000 units	10,500 per 10,000 units	2016/03/30	128,000,000	2015/07/14
62613	Credit Suisse AG	HSCEI R Bull CBBC Mar 2016 B	0.2700	9,300 per 10,000 units	9,500 per 10,000 units	2016/03/30	128,000,000	2015/07/14
62612	Credit Suisse AG	HSCEI R Bull CBBC Apr 2016 A	0.2500	9,800 per 10,000 units	10,000 per 10,000 units	2016/04/28	128,000,000	2015/07/14
62614	Credit Suisse AG	HSCEI R Bear CBBC Oct 2015 J	0.2500	12,200 per 10,000 units	12,000 per 10,000 units	2015/10/29	128,000,000	2015/07/14
62595	Credit Suisse AG	HSI R Bull CBBC Mar 2016 R	0.2500	24,986 per 12,000 units	25,236 per 12,000 units	2016/03/30	200,000,000	2015/07/14
62599	Credit Suisse AG	HSI R Bull CBBC Mar 2016 S	0.2500	24,900 per 10,000 units	25,100 per 10,000 units	2016/03/30	200,000,000	2015/07/14
62607	Credit Suisse AG	HSI R Bull CBBC Mar 2016 T	0.2500	24,700 per 10,000 units	24,900 per 10,000 units	2016/03/30	200,000,000	2015/07/14
62616	Credit Suisse AG	HSI R Bull CBBC Mar 2016 U	0.2500	24,350 per 10,000 units	24,550 per 10,000 units	2016/03/30	200,000,000	2015/07/14
62631	Credit Suisse AG	HSI R Bull CBBC Apr 2016 D	0.2500	23,600 per 10,000 units	23,800 per 10,000 units	2016/04/28	200,000,000	2015/07/14
62632	Credit Suisse AG	HSI R Bull CBBC Apr 2016 E	0.2500	23,200 per 10,000 units	23,400 per 10,000 units	2016/04/28	200,000,000	2015/07/14
62635	Credit Suisse AG	HSI R Bull CBBC Apr 2016 F	0.2500	22,900 per 10,000 units	23,100 per 10,000 units	2016/04/28	200,000,000	2015/07/14
62636	Credit Suisse AG	HSI R Bull CBBC Apr 2016 G	0.2800	22,300 per 10,000 units	22,500 per 10,000 units	2016/04/28	200,000,000	2015/07/14
62688	Credit Suisse AG	HSI R Bear CBBC Dec 2015 J	0.2500	25,600 per 10,000 units	25,400 per 10,000 units	2015/12/30	200,000,000	2015/07/14
62693	Credit Suisse AG	HSI R Bear CBBC Dec 2015 K	0.2500	25,350 per 10,000 units	25,150 per 10,000 units	2015/12/30	200,000,000	2015/07/14
62697	Credit Suisse AG	HSI R Bear CBBC Dec 2015 L	0.2500	25,191 per 12,000 units	24,941 per 12,000 units	2015/12/30	200,000,000	2015/07/14
62687	Credit Suisse AG	HSI R Bear CBBC Dec 2015 Z	0.2500	25,950 per 10,000 units	25,750 per 10,000 units	2015/12/30	200,000,000	2015/07/14
62617	Credit Suisse AG	HSI R Bear CBBC Jan 2016 F	0.2500	26,950 per 20,000 units	26,650 per 20,000 units	2016/01/28	200,000,000	2015/07/14
62618	Credit Suisse AG	HSI R Bear CBBC Jan 2016 G	0.2500	26,288 per 20,000 units	25,988 per 20,000 units	2016/01/28	200,000,000	2015/07/14
62620	Credit Suisse AG	HSI R Bear CBBC Jan 2016 H	0.2500	27,700 per 20,000 units	27,350 per 20,000 units	2016/01/28	200,000,000	2015/07/14
62513	HK Bank	China Life R Bull CBBC Oct 2016 A	0.6500	25.4800	26.0800	2016/10/31	60,000,000	2015/07/14

Newly listed callable bull/bear contracts (continued)

Code	Issuer	Name of issue	Issue prices (HK\$)	Strike price (HKD) / Strike level per 10 units	Call price (HKD) / Call level per 10 units	Expiry date	No. of issue (units)	Listing date
62514	HK Bank	China Life R Bull CBBC Nov 2016 A	0.8000	23.7800	24.3800	2016/11/28	60,000,000	2015/07/14
62517	HK Bank	HKEx R Bear CBBC Jun 2016 C	0.3200	264.88 per 100 units	259.88 per 100 units	2016/06/27	50,000,000	2015/07/14
62552	HK Bank	HSCEI R Bull CBBC Aug 2016 D	0.2500	10,788 per 10,000 units	10,988 per 10,000 units	2016/08/30	100,000,000	2015/07/14
62562	HK Bank	HSCEI R Bull CBBC Sep 2016 A	0.2500	10,188 per 10,000 units	10,388 per 10,000 units	2016/09/29	100,000,000	2015/07/14
62564	HK Bank	HSCEI R Bear CBBC May 2016 G	0.2500	12,888 per 10,000 units	12,688 per 10,000 units	2016/05/30	68,000,000	2015/07/14
62527	HK Bank	HSI R Bull CBBC Jul 2016 G	0.2500	23,498 per 15,000 units	23,698 per 15,000 units	2016/07/28	150,000,000	2015/07/14
62529	HK Bank	HSI R Bull CBBC Aug 2016 B	0.2500	23,198 per 15,000 units	23,398 per 15,000 units	2016/08/30	150,000,000	2015/07/14
62530	HK Bank	HSI R Bull CBBC Sep 2016 D	0.2500	22,898 per 15,000 units	23,098 per 15,000 units	2016/09/29	150,000,000	2015/07/14
62531	HK Bank	HSI R Bull CBBC Oct 2016 A	0.2500	22,698 per 15,000 units	22,898 per 15,000 units	2016/10/28	150,000,000	2015/07/14
62551	HK Bank	HSI R Bear CBBC Apr 2016 R	0.2500	25,588 per 15,000 units	25,388 per 15,000 units	2016/04/28	100,000,000	2015/07/14
62532	HK Bank	HSI R Bear CBBC May 2016 L	0.2500	25,888 per 15,000 units	25,688 per 15,000 units	2016/05/30	100,000,000	2015/07/14
62550	HK Bank	HSI R Bear CBBC Jun 2016 F	0.2500	26,188 per 15,000 units	25,988 per 15,000 units	2016/06/29	100,000,000	2015/07/14
62523	HK Bank	Haitong Sec R Bull CBBC Sep 2016 A	0.4200	12.0800	13.0800	2016/09/26	60,000,000	2015/07/14
62508	HK Bank	Lenovo R Bull CBBC Aug 2016 C	0.2700	6.8800	7.3800	2016/08/29	60,000,000	2015/07/14
62507	HK Bank	Ping An R Bull CBBC Oct 2016 B	0.2500	78.38 per 100 units	80.88 per 100 units	2016/10/31	188,000,000	2015/07/14
62526	HK Bank	TCH R Bull CBBC Jan 2016 L	0.2500	140.88 per 100 units	142.88 per 100 units	2016/01/25	100,000,000	2015/07/14
62518	HK Bank	TCH R Bear CBBC Jul 2016 B	0.2500	156.88 per 100 units	154.88 per 100 units	2016/07/18	100,000,000	2015/07/14
62853	J P Morgan SP BV	HKEx R Bull CBBC Oct 2016 A	0.2500	207.88 per 100 units	212.88 per 100 units	2016/10/28	100,000,000	2015/07/14
62819	J P Morgan SP BV	HKEx R Bull CBBC Dec 2016 A	0.3900	183.88 per 100 units	188.88 per 100 units	2016/12/30	100,000,000	2015/07/14
62587	J P Morgan SP BV	HSCEI R Bull CBBC Apr 2016 C	0.2500	11,800 per 10,000 units	12,000 per 10,000 units	2016/04/28	100,000,000	2015/07/14
62589	J P Morgan SP BV	HSCEI R Bull CBBC Apr 2016 D	0.2500	11,100 per 10,000 units	11,300 per 10,000 units	2016/04/28	100,000,000	2015/07/14
62826	J P Morgan SP BV	HSCEI R Bull CBBC Jul 2016 A	0.2500	10,800 per 10,000 units	11,000 per 10,000 units	2016/07/28	100,000,000	2015/07/14
62827	J P Morgan SP BV	HSCEI R Bull CBBC Jul 2016 B	0.2500	10,600 per 10,000 units	10,800 per 10,000 units	2016/07/28	100,000,000	2015/07/14
62828	J P Morgan SP BV	HSCEI R Bull CBBC Aug 2016 A	0.2500	10,300 per 10,000 units	10,500 per 10,000 units	2016/08/30	100,000,000	2015/07/14
62844	J P Morgan SP BV	HSCEI R Bull CBBC Aug 2016 B	0.2500	9,800 per 10,000 units	10,000 per 10,000 units	2016/08/30	100,000,000	2015/07/14
62849	J P Morgan SP BV	HSCEI R Bear CBBC Apr 2016 C	0.2500	12,400 per 10,000 units	12,200 per 10,000 units	2016/04/28	100,000,000	2015/07/14
62850	J P Morgan SP BV	HSCEI R Bear CBBC Apr 2016 D	0.2500	12,200 per 10,000 units	12,000 per 10,000 units	2016/04/28	100,000,000	2015/07/14
62590	J P Morgan SP BV	HSI R Bull CBBC Feb 2016 N	0.2500	24,900 per 10,000 units	25,100 per 10,000 units	2016/02/26	200,000,000	2015/07/14
62591	J P Morgan SP BV	HSI R Bull CBBC Apr 2016 H	0.2500	24,700 per 10,000 units	24,900 per 10,000 units	2016/04/28	200,000,000	2015/07/14
62637	J P Morgan SP BV	HSI R Bear CBBC Nov 2015 P	0.2500	25,141 per 10,000 units	24,941 per 10,000 units	2015/11/27	200,000,000	2015/07/14
62640	J P Morgan SP BV	HSI R Bear CBBC Nov 2015 Q	0.2500	25,300 per 10,000 units	25,100 per 10,000 units	2015/11/27	200,000,000	2015/07/14
62643	J P Morgan SP BV	HSI R Bear CBBC Dec 2015 G	0.2500	25,600 per 10,000 units	25,400 per 10,000 units	2015/12/30	200,000,000	2015/07/14
62644	J P Morgan SP BV	HSI R Bear CBBC Jan 2016 C	0.2500	25,900 per 10,000 units	25,700 per 10,000 units	2016/01/28	200,000,000	2015/07/14
62645	J P Morgan SP BV	HSI R Bear CBBC Jan 2016 D	0.2500	26,100 per 10,000 units	25,900 per 10,000 units	2016/01/28	200,000,000	2015/07/14
62647	J P Morgan SP BV	HSI R Bear CBBC Feb 2016 H	0.2500	26,400 per 10,000 units	26,200 per 10,000 units	2016/02/26	200,000,000	2015/07/14
62851	J P Morgan SP BV	Ping An R Bull CBBC Oct 2016 A	0.2500	86.28 per 100 units	88.28 per 100 units	2016/10/28	100,000,000	2015/07/14
62792	J P Morgan SP BV	Ping An R Bull CBBC Dec 2016 A	0.2500	82.28 per 100 units	84.28 per 100 units	2016/12/30	100,000,000	2015/07/14
62794	J P Morgan SP BV	Tencent R Bull CBBC Jun 2016 A	0.2500	135.28 per 100 units	138.28 per 100 units	2016/06/30	100,000,000	2015/07/14
62802	J P Morgan SP BV	Tencent R Bull CBBC Aug 2016 A	0.2500	129.28 per 100 units	132.28 per 100 units	2016/08/31	100,000,000	2015/07/14
62621	Macquarie Bank Ltd.	HSI R Bull CBBC Oct 2015 B	0.2600	22,500 per 10,000 units	22,700 per 10,000 units	2015/10/29	40,000,000	2015/07/14
62622	Macquarie Bank Ltd.	HSI R Bull CBBC Oct 2015 C	0.2500	23,000 per 10,000 units	23,200 per 10,000 units	2015/10/29	40,000,000	2015/07/14
62623	Macquarie Bank Ltd.	HSI R Bear CBBC Oct 2015 B	0.2600	26,700 per 10,000 units	26,500 per 10,000 units	2015/10/29	40,000,000	2015/07/14
62624	Macquarie Bank Ltd.	HSI R Bear CBBC Oct 2015 C	0.2550	26,200 per 10,000 units	26,000 per 10,000 units	2015/10/29	40,000,000	2015/07/14

Newly listed callable bull/bear contracts (continued)

Code	Issuer	Name of issue	Issue prices (HK\$)	Strike price (HKD) / Strike level per 10 units	Call price (HKD) / Call level per 10 units	Expiry date	No. of issue (units)	Listing date
62630	Macquarie Bank Ltd.	HSI R Bear CBBC Nov 2015 A	0.2500	25,700 per 10,000 units	25,500 per 10,000 units	2015/11/27	40,000,000	2015/07/14
62593	Standard Chartered Bank	CSOP A50 ETF R Bull CBBC Jan 2016B	0.2500	12.9800	13.3800	2016/01/22	50,000,000	2015/07/14
62594	Standard Chartered Bank	A50 China R Bull CBBC Feb 2016 A	0.2500	11.4800	11.8800	2016/02/26	50,000,000	2015/07/14
62573	Standard Chartered Bank	HSCEI R Bull CBBC Oct 2015 K	0.2500	11,080 per 10,000 units	11,280 per 10,000 units	2015/10/29	100,000,000	2015/07/14
62570	Standard Chartered Bank	HSI R Bull CBBC Oct 2015 E	0.2500	24,880 per 20,000 units	25,180 per 20,000 units	2015/10/29	150,000,000	2015/07/14
62571	Standard Chartered Bank	HSI R Bull CBBC Oct 2015 H	0.2500	24,280 per 20,000 units	24,580 per 20,000 units	2015/10/29	150,000,000	2015/07/14
62569	Standard Chartered Bank	HSI R Bear CBBC Oct 2015 S	0.2500	26,080 per 20,000 units	25,780 per 20,000 units	2015/10/29	150,000,000	2015/07/14
62648	SGA Societe Generale Acceptance NV	HSCEI R Bull CBBC Feb16K	0.2500	10,408 per 10,000 units	10,608 per 10,000 units	2016/02/26	200,000,000	2015/07/14
62652	SGA Societe Generale Acceptance NV	HSCEI R Bull CBBC Feb16L	0.2500	10,808 per 10,000 units	11,008 per 10,000 units	2016/02/26	200,000,000	2015/07/14
62653	SGA Societe Generale Acceptance NV	HSCEI R Bull CBBC Feb16M	0.2500	11,208 per 10,000 units	11,408 per 10,000 units	2016/02/26	200,000,000	2015/07/14
62656	SGA Societe Generale Acceptance NV	HSCEI R Bear CBBC Dec15K	0.2500	12,888 per 10,000 units	12,688 per 10,000 units	2015/12/30	200,000,000	2015/07/14
62655	SGA Societe Generale Acceptance NV	HSCEI R Bear CBBC Jan16G	0.2500	12,288 per 10,000 units	12,088 per 10,000 units	2016/01/28	200,000,000	2015/07/14
62576	SGA Societe Generale Acceptance N.V.	HSI R Bull CBBC Jan16 M	0.2500	24,908 per 10,000 units	25,008 per 10,000 units	2016/01/28	200,000,000	2015/07/14
62574	SGA Societe Generale Acceptance N.V.	HSI R Bull CBBC Mar16 I	0.2500	24,708 per 10,000 units	24,808 per 10,000 units	2016/03/30	200,000,000	2015/07/14
62583	SGA Societe Generale Acceptance N.V.	HSI R Bull CBBC Mar16 J	0.2500	25,058 per 10,000 units	25,158 per 10,000 units	2016/03/30	200,000,000	2015/07/14
62657	SGA Societe Generale Acceptance N.V.	HSI R Bull CBBC Mar16 K	0.2500	21,600 per 20,000 units	21,700 per 20,000 units	2016/03/30	400,000,000	2015/07/14
62584	SGA Societe Generale Acceptance N.V.	HSI R Bear CBBC Jan16 J	0.2500	25,688 per 10,000 units	25,588 per 10,000 units	2016/01/28	200,000,000	2015/07/14
62586	SGA Societe Generale Acceptance N.V.	HSI R Bear CBBC Jan16 K	0.2500	26,088 per 10,000 units	25,988 per 10,000 units	2016/01/28	200,000,000	2015/07/14
62658	SGA Societe Generale Acceptance N.V.	HSI R Bear CBBC Jan16 L	0.2500	25,088 per 10,000 units	24,988 per 10,000 units	2016/01/28	200,000,000	2015/07/14
62659	SGA Societe Generale Acceptance N.V.	HSI R Bear CBBC Jan16 M	0.2500	25,288 per 10,000 units	25,188 per 10,000 units	2016/01/28	200,000,000	2015/07/14
62660	SGA Societe Generale Acceptance N.V.	HSI R Bear CBBC Jan16 N	0.2500	26,000 per 20,000 units	25,900 per 20,000 units	2016/01/28	400,000,000	2015/07/14
62786	UBS AG	China Mobile R Bull CBBC Jul 2016 C	0.2500	82.50 per 100 units	85 per 100 units	2016/07/25	50,000,000	2015/07/14
62771	UBS AG	HKEx R Bull CBBC Aug 2016 B	0.2700	194 per 100 units	200 per 100 units	2016/08/22	50,000,000	2015/07/14
62772	UBS AG	HKEx R Bull CBBC Sep 2016 A	0.3700	184 per 100 units	190 per 100 units	2016/09/05	50,000,000	2015/07/14
62783	UBS AG	HSCEI R Bull CBBC Jan 2016 L	0.2500	11,600 per 12,000 units	11,800 per 12,000 units	2016/01/28	200,000,000	2015/07/14
62740	UBS AG	HSCEI R Bull CBBC Feb 2016 K	0.2500	10,950 per 10,000 units	11,150 per 10,000 units	2016/02/26	200,000,000	2015/07/14
62741	UBS AG	HSCEI R Bull CBBC Mar 2016 G	0.2500	10,600 per 10,000 units	10,800 per 10,000 units	2016/03/30	200,000,000	2015/07/14
62777	UBS AG	HSCEI R Bear CBBC Oct 2015 P	0.2500	12,600 per 10,000 units	12,400 per 10,000 units	2015/10/29	200,000,000	2015/07/14
62782	UBS AG	HSCEI R Bear CBBC Nov 2015 L	0.2500	12,200 per 10,000 units	12,000 per 10,000 units	2015/11/27	200,000,000	2015/07/14
62701	UBS AG	HSI R Bull CBBC Feb 2016 J	0.2500	24,986 per 15,000 units	25,236 per 15,000 units	2016/02/26	200,000,000	2015/07/14
62706	UBS AG	HSI R Bull CBBC Feb 2016 K	0.2500	24,700 per 10,000 units	24,950 per 10,000 units	2016/02/26	200,000,000	2015/07/14
62704	UBS AG	HSI R Bull CBBC Mar 2016 O	0.2500	24,900 per 10,000 units	25,100 per 10,000 units	2016/03/30	200,000,000	2015/07/14
62711	UBS AG	HSI R Bull CBBC Mar 2016 P	0.2500	24,600 per 10,000 units	24,800 per 10,000 units	2016/03/30	200,000,000	2015/07/14
62726	UBS AG	HSI R Bull CBBC Apr 2016 D	0.2500	24,138 per 12,000 units	24,388 per 12,000 units	2016/04/28	200,000,000	2015/07/14
62739	UBS AG	HSI R Bull CBBC Apr 2016 E	0.2500	23,638 per 12,000 units	23,888 per 12,000 units	2016/04/28	200,000,000	2015/07/14
62714	UBS AG	HSI R Bull CBBC May 2016 A	0.2500	23,300 per 10,000 units	23,500 per 10,000 units	2016/05/30	200,000,000	2015/07/14
62718	UBS AG	HSI R Bull CBBC May 2016 B	0.2500	23,100 per 10,000 units	23,300 per 10,000 units	2016/05/30	200,000,000	2015/07/14
62742	UBS AG	HSI R Bear CBBC Nov 2015 L	0.2500	25,191 per 15,000 units	24,941 per 15,000 units	2015/11/27	200,000,000	2015/07/14
62748	UBS AG	HSI R Bear CBBC Nov 2015 M	0.2500	25,650 per 12,000 units	25,400 per 12,000 units	2015/11/27	200,000,000	2015/07/14
62745	UBS AG	HSI R Bear CBBC Dec 2015 H	0.2500	25,250 per 10,000 units	25,050 per 10,000 units	2015/12/30	200,000,000	2015/07/14
62746	UBS AG	HSI R Bear CBBC Dec 2015 I	0.2500	25,450 per 12,000 units	25,200 per 12,000 units	2015/12/30	200,000,000	2015/07/14
62764	UBS AG	HSI R Bear CBBC Dec 2015 J	0.2500	25,750 per 10,000 units	25,550 per 10,000 units	2015/12/30	200,000,000	2015/07/14
62769	UBS AG	HSI R Bear CBBC Dec 2015 K	0.2500	25,950 per 12,000 units	25,700 per 12,000 units	2015/12/30	200,000,000	2015/07/14

Newly listed callable bull/bear contracts (continued)

Code	Issuer	Name of issue	Issue prices (HK\$)	Strike price (HKD) / Strike level per 10 units	Call price (HKD) / Call level per 10 units	Expiry date	No. of issue (units)	Listing date
62770	UBS AG	HSI R Bear CBBC Dec 2015 L	0.2500	26,050 per 10,000 units	25,850 per 10,000 units	2015/12/30	200,000,000	2015/07/14
62785	UBS AG	TCH R Bull CBBC Oct 2016 A	0.2750	117.50 per 100 units	120 per 100 units	2016/10/17	50,000,000	2015/07/14
63730	BNP Paribas Arbit Issu B.V.	Ch Mob R Bull CBBC Dec 2015 D	0.2500	68 per 100 units	70 per 100 units	2015/12/31	75,000,000	2015/07/15
63731	BNP Paribas Arbit Issu B.V.	CC Bank R Bull CBBC Dec 2015 E	0.2500	5.0500	5.2000	2015/12/31	100,000,000	2015/07/15
63645	BNP Paribas Arbit Issu B.V.	CSOP A50 ETF R Bull CBBC Dec15U	0.3400	9.7000	10.0000	2015/12/31	150,000,000	2015/07/15
63649	BNP Paribas Arbit Issu B.V.	CSOP A50 ETF R Bull CBBC Dec15V	0.2500	10.7000	11.0000	2015/12/31	150,000,000	2015/07/15
63658	BNP Paribas Arbit Issu B.V.	CSOP A50 ETF R Bull CBBC Dec15W	0.2500	11.2000	11.5000	2015/12/31	150,000,000	2015/07/15
63661	BNP Paribas Arbit Issu B.V.	CSOP A50 ETF R Bear CBBC Oct15C	0.2500	14.8000	14.5000	2015/10/29	100,000,000	2015/07/15
63665	BNP Paribas Arbit Issu B.V.	A50 Ch R Bull CBBC Dec 2015 P	0.3300	8.7000	9.0000	2015/12/31	150,000,000	2015/07/15
63678	BNP Paribas Arbit Issu B.V.	A50 Ch R Bull CBBC Dec 2015 Q	0.2500	9.7000	10.0000	2015/12/31	150,000,000	2015/07/15
63686	BNP Paribas Arbit Issu B.V.	A50 Ch R Bull CBBC Dec 2015 R	0.2500	10.2000	10.5000	2015/12/31	150,000,000	2015/07/15
63698	BNP Paribas Arbit Issu B.V.	A50 R Bear CBBC Nov 2015 G	0.2500	13.8000	13.5000	2015/11/30	100,000,000	2015/07/15
63712	BNP Paribas Arbit Issu B.V.	HKEr R Bull CBBC Dec 2015 I	0.3400	170 per 100 units	175 per 100 units	2015/12/31	40,000,000	2015/07/15
63711	BNP Paribas Arbit Issu B.V.	HS H-SH ETF R Bull CBBC Jan16D	0.2500	95 per 100 units	98 per 100 units	2016/01/29	60,000,000	2015/07/15
63472	BNP Paribas Arbit Issu B.V.	HSCEI R Bull CBBC Nov 2015 I	0.2500	9,000 per 10,000 units	9,200 per 10,000 units	2015/11/27	100,000,000	2015/07/15
63473	BNP Paribas Arbit Issu B.V.	HSCEI R Bull CBBC Nov 2015 J	0.2500	9,400 per 10,000 units	9,600 per 10,000 units	2015/11/27	100,000,000	2015/07/15
63475	BNP Paribas Arbit Issu B.V.	HSCEI R Bull CBBC Nov 2015 K	0.2500	9,800 per 10,000 units	10,000 per 10,000 units	2015/11/27	100,000,000	2015/07/15
63481	BNP Paribas Arbit Issu B.V.	HSCEI R Bull CBBC Nov 2015 L	0.2500	10,200 per 10,000 units	10,400 per 10,000 units	2015/11/27	100,000,000	2015/07/15
63478	BNP Paribas Arbit Issu B.V.	HSCEI R Bull CBBC Dec 2015 Y	0.2500	10,000 per 10,000 units	10,200 per 10,000 units	2015/12/30	100,000,000	2015/07/15
63482	BNP Paribas Arbit Issu B.V.	HSCEI R Bull CBBC Dec 2015 Z	0.2500	10,400 per 10,000 units	10,600 per 10,000 units	2015/12/30	100,000,000	2015/07/15
63486	BNP Paribas Arbit Issu B.V.	HSCEI R Bear CBBC Dec 2015 A	0.2500	11,800 per 10,000 units	11,600 per 10,000 units	2015/12/30	100,000,000	2015/07/15
63487	BNP Paribas Arbit Issu B.V.	HSCEI R Bear CBBC Dec 2015 M	0.2500	12,200 per 10,000 units	12,000 per 10,000 units	2015/12/30	100,000,000	2015/07/15
63604	BNP Paribas Arbit Issu B.V.	HSI R Bull CBBC Jan 2016 D	0.3300	20,300 per 10,000 units	20,500 per 10,000 units	2016/01/28	250,000,000	2015/07/15
63421	BNP Paribas Arbit Issu B.V.	HSI R Bull CBBC Feb 2016 A	0.2500	22,800 per 10,000 units	23,000 per 10,000 units	2016/02/26	250,000,000	2015/07/15
63439	BNP Paribas Arbit Issu B.V.	HSI R Bull CBBC Feb 2016 B	0.2500	23,000 per 10,000 units	23,200 per 10,000 units	2016/02/26	250,000,000	2015/07/15
63441	BNP Paribas Arbit Issu B.V.	HSI R Bull CBBC Feb 2016 C	0.2500	23,200 per 10,000 units	23,400 per 10,000 units	2016/02/26	250,000,000	2015/07/15
63443	BNP Paribas Arbit Issu B.V.	HSI R Bull CBBC Feb 2016 D	0.2500	23,400 per 10,000 units	23,600 per 10,000 units	2016/02/26	250,000,000	2015/07/15
63605	BNP Paribas Arbit Issu B.V.	HSI R Bull CBBC Feb 2016 E	0.3000	20,600 per 10,000 units	20,800 per 10,000 units	2016/02/26	250,000,000	2015/07/15
63606	BNP Paribas Arbit Issu B.V.	HSI R Bull CBBC Feb 2016 F	0.2600	21,000 per 10,000 units	21,200 per 10,000 units	2016/02/26	250,000,000	2015/07/15
63611	BNP Paribas Arbit Issu B.V.	HSI R Bull CBBC Feb 2016 G	0.2500	21,200 per 10,000 units	21,400 per 10,000 units	2016/02/26	250,000,000	2015/07/15
63614	BNP Paribas Arbit Issu B.V.	HSI R Bull CBBC Feb 2016 H	0.2500	21,400 per 10,000 units	21,600 per 10,000 units	2016/02/26	250,000,000	2015/07/15
63000	BNP Paribas Arbit Issu B.V.	HSI R Bull CBBC Feb 2016 X	0.2500	23,600 per 10,000 units	23,800 per 10,000 units	2016/02/26	250,000,000	2015/07/15
63001	BNP Paribas Arbit Issu B.V.	HSI R Bull CBBC Feb 2016 Y	0.2500	23,800 per 10,000 units	24,000 per 10,000 units	2016/02/26	250,000,000	2015/07/15
63021	BNP Paribas Arbit Issu B.V.	HSI R Bull CBBC Feb 2016 Z	0.2500	24,000 per 10,000 units	24,200 per 10,000 units	2016/02/26	250,000,000	2015/07/15
63458	BNP Paribas Arbit Issu B.V.	HSI R Bear CBBC Nov 2015 O	0.2500	24,300 per 10,000 units	24,100 per 10,000 units	2015/11/27	200,000,000	2015/07/15
63459	BNP Paribas Arbit Issu B.V.	HSI R Bear CBBC Nov 2015 P	0.2500	24,500 per 10,000 units	24,300 per 10,000 units	2015/11/27	200,000,000	2015/07/15
63464	BNP Paribas Arbit Issu B.V.	HSI R Bear CBBC Nov 2015 Q	0.2500	24,700 per 10,000 units	24,500 per 10,000 units	2015/11/27	200,000,000	2015/07/15
63467	BNP Paribas Arbit Issu B.V.	HSI R Bear CBBC Nov 2015 R	0.2500	24,900 per 10,000 units	24,700 per 10,000 units	2015/11/27	200,000,000	2015/07/15
63468	BNP Paribas Arbit Issu B.V.	HSI R Bear CBBC Nov 2015 S	0.2500	25,100 per 10,000 units	24,900 per 10,000 units	2015/11/27	200,000,000	2015/07/15
63469	BNP Paribas Arbit Issu B.V.	HSI R Bear CBBC Nov 2015 T	0.2500	25,300 per 10,000 units	25,100 per 10,000 units	2015/11/27	200,000,000	2015/07/15
63638	BNP Paribas Arbit Issu B.V.	HSI R Bear CBBC Nov 2015 U	0.2500	23,900 per 10,000 units	23,700 per 10,000 units	2015/11/27	200,000,000	2015/07/15
63639	BNP Paribas Arbit Issu B.V.	HSI R Bear CBBC Nov 2015 V	0.2500	24,100 per 10,000 units	23,900 per 10,000 units	2015/11/27	200,000,000	2015/07/15
63718	BNP Paribas Arbit Issu B.V.	Ping An R Bull CBBC Dec 2015 G	0.2500	67.50 per 100 units	70 per 100 units	2015/12/31	68,000,000	2015/07/15

Newly listed callable bull/bear contracts (continued)

Code	Issuer	Name of issue	Issue prices (HK\$)	Strike price (HKD) / Strike level per 10 units	Call price (HKD) / Call level per 10 units	Expiry date	No. of issue (units)	Listing date
63050	Credit Suisse AG	HSCEI R Bull CBBC Apr 2016 B	0.2500	10,900 per 10,000 units	11,100 per 10,000 units	2016/04/28	128,000,000	2015/07/15
63052	Credit Suisse AG	HSCEI R Bull CBBC Apr 2016 C	0.2500	8,900 per 10,000 units	9,100 per 10,000 units	2016/04/28	128,000,000	2015/07/15
63056	Credit Suisse AG	HSCEI R Bull CBBC Apr 2016 D	0.2900	8,400 per 10,000 units	8,600 per 10,000 units	2016/04/28	128,000,000	2015/07/15
63058	Credit Suisse AG	HSCEI R Bear CBBC Nov 2015 F	0.2500	11,700 per 10,000 units	11,500 per 10,000 units	2015/11/27	128,000,000	2015/07/15
63025	Credit Suisse AG	HSI R Bull CBBC Apr 2016 H	0.2500	24,775 per 10,000 units	24,975 per 10,000 units	2016/04/28	200,000,000	2015/07/15
63027	Credit Suisse AG	HSI R Bull CBBC Apr 2016 I	0.2500	24,450 per 10,000 units	24,650 per 10,000 units	2016/04/28	200,000,000	2015/07/15
63028	Credit Suisse AG	HSI R Bull CBBC Apr 2016 J	0.2500	24,200 per 10,000 units	24,400 per 10,000 units	2016/04/28	200,000,000	2015/07/15
63036	Credit Suisse AG	HSI R Bull CBBC Apr 2016 K	0.2500	23,900 per 10,000 units	24,100 per 10,000 units	2016/04/28	200,000,000	2015/07/15
63038	Credit Suisse AG	HSI R Bull CBBC Apr 2016 L	0.2500	23,650 per 10,000 units	23,850 per 10,000 units	2016/04/28	200,000,000	2015/07/15
63048	Credit Suisse AG	HSI R Bull CBBC Apr 2016 M	0.2500	23,100 per 10,000 units	23,300 per 10,000 units	2016/04/28	200,000,000	2015/07/15
63060	Credit Suisse AG	HSI R Bull CBBC May 2016 A	0.2500	22,600 per 10,000 units	22,800 per 10,000 units	2016/05/30	200,000,000	2015/07/15
63061	Credit Suisse AG	HSI R Bull CBBC May 2016 B	0.2500	22,100 per 10,000 units	22,300 per 10,000 units	2016/05/30	200,000,000	2015/07/15
63063	Credit Suisse AG	HSI R Bull CBBC May 2016 C	0.2500	21,800 per 10,000 units	22,000 per 10,000 units	2016/05/30	200,000,000	2015/07/15
63065	Credit Suisse AG	HSI R Bull CBBC May 2016 D	0.2800	21,300 per 10,000 units	21,500 per 10,000 units	2016/05/30	200,000,000	2015/07/15
63067	Credit Suisse AG	HSI R Bull CBBC May 2016 E	0.2500	23,400 per 10,000 units	23,600 per 10,000 units	2016/05/30	200,000,000	2015/07/15
63176	Credit Suisse AG	HSI R Bull CBBC May 2016 F	0.3500	20,600 per 10,000 units	20,800 per 10,000 units	2016/05/30	200,000,000	2015/07/15
63577	Credit Suisse AG	HSI R Bear CBBC Jan 2016 I	0.2500	23,757 per 12,000 units	23,517 per 12,000 units	2016/01/28	200,000,000	2015/07/15
63579	Credit Suisse AG	HSI R Bear CBBC Jan 2016 J	0.2500	23,950 per 10,000 units	23,750 per 10,000 units	2016/01/28	200,000,000	2015/07/15
63580	Credit Suisse AG	HSI R Bear CBBC Jan 2016 K	0.2500	24,200 per 10,000 units	24,000 per 10,000 units	2016/01/28	200,000,000	2015/07/15
63582	Credit Suisse AG	HSI R Bear CBBC Jan 2016 L	0.2500	24,500 per 10,000 units	24,300 per 10,000 units	2016/01/28	200,000,000	2015/07/15
63587	Credit Suisse AG	HSI R Bear CBBC Jan 2016 M	0.2500	24,800 per 10,000 units	24,600 per 10,000 units	2016/01/28	200,000,000	2015/07/15
63593	Credit Suisse AG	HSI R Bear CBBC Jan 2016 N	0.2500	25,200 per 10,000 units	25,000 per 10,000 units	2016/01/28	200,000,000	2015/07/15
63594	Credit Suisse AG	HSI R Bear CBBC Jan 2016 O	0.2500	25,500 per 10,000 units	25,300 per 10,000 units	2016/01/28	200,000,000	2015/07/15
63603	Credit Suisse AG	HSI R Bear CBBC Jan 2016 P	0.2500	25,800 per 10,000 units	25,600 per 10,000 units	2016/01/28	200,000,000	2015/07/15
62888	HK Bank	ABC R Bull CBBC Aug 2016 B	0.2500	2.7300	2.8800	2016/08/29	80,000,000	2015/07/15
62873	HK Bank	CITIC Sec R Bull CBBC Aug 2016 B	0.6500	14.8800	16.8800	2016/08/29	60,000,000	2015/07/15
62933	HK Bank	HKEx R Bull CBBC Jun 2016 K	0.2500	208.88 per 100 units	213.88 per 100 units	2016/06/27	80,000,000	2015/07/15
62925	HK Bank	HKEx R Bull CBBC Jul 2016 F	0.2500	197.88 per 100 units	202.88 per 100 units	2016/07/11	80,000,000	2015/07/15
62866	HK Bank	HKEx R Bear CBBC Feb 2016 E	0.3500	254.88 per 100 units	249.88 per 100 units	2016/02/01	40,000,000	2015/07/15
62891	HK Bank	HKEx R Bear CBBC Jul 2016 D	0.5300	271.88 per 100 units	266.88 per 100 units	2016/07/18	50,000,000	2015/07/15
62865	HK Bank	HS H-SH ETF R Bull CBBC Jul 2016 A	0.2500	109.08 per 100 units	111.08 per 100 units	2016/07/28	100,000,000	2015/07/15
62863	HK Bank	HS H-SH ETF R Bull CBBC Sep 2016 B	0.2500	101.28 per 100 units	103.28 per 100 units	2016/09/29	100,000,000	2015/07/15
62860	HK Bank	HSCEI R Bull CBBC Jul 2016 C	0.2500	10,988 per 10,000 units	11,188 per 10,000 units	2016/07/28	100,000,000	2015/07/15
62861	HK Bank	HSCEI R Bull CBBC Aug 2016 E	0.2500	10,588 per 10,000 units	10,788 per 10,000 units	2016/08/30	100,000,000	2015/07/15
62924	HK Bank	HSCEI R Bull CBBC Sep 2016 B	0.2500	11,288 per 10,000 units	11,488 per 10,000 units	2016/09/29	100,000,000	2015/07/15
62859	HK Bank	HSCEI R Bear CBBC Apr 2016 J	0.2500	12,488 per 10,000 units	12,288 per 10,000 units	2016/04/28	68,000,000	2015/07/15
62856	HK Bank	HSI R Bull CBBC Mar 2016 M	0.2500	23,898 per 15,000 units	24,098 per 15,000 units	2016/03/30	150,000,000	2015/07/15
62854	HK Bank	HSI R Bull CBBC Jul 2016 H	0.2500	24,098 per 15,000 units	24,298 per 15,000 units	2016/07/28	150,000,000	2015/07/15
62857	HK Bank	HSI R Bull CBBC Aug 2016 C	0.2500	22,378 per 20,000 units	22,628 per 20,000 units	2016/08/30	400,000,000	2015/07/15
62917	HK Bank	HSI R Bull CBBC Aug 2016 D	0.2500	24,598 per 15,000 units	24,798 per 15,000 units	2016/08/30	150,000,000	2015/07/15
62914	HK Bank	HSI R Bull CBBC Sep 2016 E	0.2500	24,398 per 15,000 units	24,598 per 15,000 units	2016/09/29	150,000,000	2015/07/15
62862	HK Bank	HSI R Bear CBBC Mar 2016 W	0.2500	25,288 per 15,000 units	25,088 per 15,000 units	2016/03/30	100,000,000	2015/07/15
62858	HK Bank	HSI R Bear CBBC Jul 2016 B	0.2500	26,778 per 20,000 units	26,528 per 20,000 units	2016/07/28	400,000,000	2015/07/15

Newly listed callable bull/bear contracts (continued)

Code	Issuer	Name of issue	Issue prices (HK\$)	Strike price (HKD) / Strike level per 10 units	Call price (HKD) / Call level per 10 units	Expiry date	No. of issue (units)	Listing date
62877	HK Bank	Ping An R Bear CBBC Apr 2016 B	0.2500	111.38 per 100 units	108.88 per 100 units	2016/04/29	40,000,000	2015/07/15
62938	HK Bank	TCH R Bull CBBC Jun 2016 E	0.2500	136.88 per 100 units	138.88 per 100 units	2016/06/27	100,000,000	2015/07/15
62935	HK Bank	TCH R Bull CBBC Jul 2016 B	0.2500	132.88 per 100 units	134.88 per 100 units	2016/07/25	100,000,000	2015/07/15
62890	HK Bank	TCH R Bear CBBC Jul 2016 C	0.2500	153.88 per 100 units	151.88 per 100 units	2016/07/11	100,000,000	2015/07/15
62999	J P Morgan SP BV	HSCEI R Bull CBBC Jun 2016 A	0.2500	11,300 per 10,000 units	11,500 per 10,000 units	2016/06/29	100,000,000	2015/07/15
63177	J P Morgan SP BV	HSCEI R Bull CBBC Jun 2016 B	0.2500	11,000 per 10,000 units	11,200 per 10,000 units	2016/06/29	100,000,000	2015/07/15
63519	J P Morgan SP BV	HSCEI R Bull CBBC Dec 2016 A	0.2500	9,300 per 10,000 units	9,500 per 10,000 units	2016/12/29	100,000,000	2015/07/15
63523	J P Morgan SP BV	HSCEI R Bull CBBC Dec 2016 B	0.2500	8,800 per 10,000 units	9,000 per 10,000 units	2016/12/29	100,000,000	2015/07/15
63524	J P Morgan SP BV	HSCEI R Bear CBBC Apr 2016 E	0.2500	11,700 per 10,000 units	11,500 per 10,000 units	2016/04/28	100,000,000	2015/07/15
62976	J P Morgan SP BV	HSI R Bull CBBC Mar 2016 H	0.2500	24,500 per 10,000 units	24,700 per 10,000 units	2016/03/30	200,000,000	2015/07/15
62977	J P Morgan SP BV	HSI R Bull CBBC Apr 2016 I	0.2500	24,100 per 10,000 units	24,300 per 10,000 units	2016/04/28	200,000,000	2015/07/15
63185	J P Morgan SP BV	HSI R Bull CBBC Apr 2016 J	0.2500	23,300 per 10,000 units	23,500 per 10,000 units	2016/04/28	200,000,000	2015/07/15
63187	J P Morgan SP BV	HSI R Bull CBBC Apr 2016 K	0.2500	22,800 per 10,000 units	23,000 per 10,000 units	2016/04/28	200,000,000	2015/07/15
62980	J P Morgan SP BV	HSI R Bull CBBC May 2016 A	0.2500	23,800 per 10,000 units	24,000 per 10,000 units	2016/05/30	200,000,000	2015/07/15
62997	J P Morgan SP BV	HSI R Bull CBBC May 2016 B	0.2500	23,600 per 10,000 units	23,800 per 10,000 units	2016/05/30	200,000,000	2015/07/15
63190	J P Morgan SP BV	HSI R Bull CBBC May 2016 C	0.2500	22,300 per 10,000 units	22,500 per 10,000 units	2016/05/30	200,000,000	2015/07/15
63208	J P Morgan SP BV	HSI R Bull CBBC May 2016 D	0.2500	22,100 per 10,000 units	22,300 per 10,000 units	2016/05/30	200,000,000	2015/07/15
62998	J P Morgan SP BV	HSI R Bull CBBC Jun 2016 A	0.2500	23,100 per 10,000 units	23,300 per 10,000 units	2016/06/29	200,000,000	2015/07/15
63211	J P Morgan SP BV	HSI R Bull CBBC Jun 2016 B	0.2500	21,888 per 10,000 units	22,088 per 10,000 units	2016/06/29	200,000,000	2015/07/15
63212	J P Morgan SP BV	HSI R Bull CBBC Jun 2016 C	0.2500	21,500 per 10,000 units	21,700 per 10,000 units	2016/06/29	200,000,000	2015/07/15
63218	J P Morgan SP BV	HSI R Bull CBBC Jun 2016 D	0.3000	21,200 per 10,000 units	21,400 per 10,000 units	2016/06/29	200,000,000	2015/07/15
63219	J P Morgan SP BV	HSI R Bull CBBC Jul 2016 A	0.3500	20,600 per 10,000 units	20,800 per 10,000 units	2016/07/28	200,000,000	2015/07/15
63220	J P Morgan SP BV	HSI R Bull CBBC Oct 2016 A	0.4500	19,800 per 10,000 units	20,000 per 10,000 units	2016/10/28	200,000,000	2015/07/15
63222	J P Morgan SP BV	HSI R Bull CBBC Nov 2016 A	0.5000	19,300 per 10,000 units	19,500 per 10,000 units	2016/11/29	200,000,000	2015/07/15
63231	J P Morgan SP BV	HSI R Bull CBBC Dec 2016 A	0.5500	18,800 per 10,000 units	19,000 per 10,000 units	2016/12/29	200,000,000	2015/07/15
63232	J P Morgan SP BV	HSI R Bull CBBC Dec 2016 B	0.6500	17,800 per 10,000 units	18,000 per 10,000 units	2016/12/29	200,000,000	2015/07/15
63501	J P Morgan SP BV	HSI R Bear CBBC Nov 2015 R	0.2500	23,717 per 10,000 units	23,517 per 10,000 units	2015/11/27	200,000,000	2015/07/15
63504	J P Morgan SP BV	HSI R Bear CBBC Nov 2015 S	0.2500	24,000 per 10,000 units	23,800 per 10,000 units	2015/11/27	200,000,000	2015/07/15
63506	J P Morgan SP BV	HSI R Bear CBBC Dec 2015 H	0.2500	24,400 per 10,000 units	24,200 per 10,000 units	2015/12/30	200,000,000	2015/07/15
63510	J P Morgan SP BV	HSI R Bear CBBC Dec 2015 I	0.2500	24,800 per 10,000 units	24,600 per 10,000 units	2015/12/30	200,000,000	2015/07/15
63515	J P Morgan SP BV	HSI R Bear CBBC Jan 2016 E	0.2500	25,200 per 10,000 units	25,000 per 10,000 units	2016/01/28	200,000,000	2015/07/15
63517	J P Morgan SP BV	HSI R Bear CBBC Jan 2016 F	0.2500	25,500 per 10,000 units	25,300 per 10,000 units	2016/01/28	200,000,000	2015/07/15
63084	Standard Chartered Bank	HSCEI R Bull CBBC Nov 2015 A	0.2500	10,580 per 10,000 units	10,880 per 10,000 units	2015/11/27	100,000,000	2015/07/15
63085	Standard Chartered Bank	HSCEI R Bull CBBC Nov 2015 B	0.2500	9,780 per 10,000 units	10,080 per 10,000 units	2015/11/27	100,000,000	2015/07/15
63086	Standard Chartered Bank	HSCEI R Bear CBBC Nov 2015 A	0.2500	12,380 per 10,000 units	12,080 per 10,000 units	2015/11/27	100,000,000	2015/07/15
63076	Standard Chartered Bank	HSI R Bull CBBC Nov 2015 E	0.2500	23,480 per 20,000 units	23,780 per 20,000 units	2015/11/27	100,000,000	2015/07/15
63080	Standard Chartered Bank	HSI R Bull CBBC Nov 2015 F	0.2500	22,980 per 10,000 units	23,280 per 10,000 units	2015/11/27	100,000,000	2015/07/15
63081	Standard Chartered Bank	HSI R Bull CBBC Dec 2015 A	0.2800	22,180 per 10,000 units	22,480 per 10,000 units	2015/12/30	100,000,000	2015/07/15
63498	Standard Chartered Bank	HSI R Bull CBBC Dec 2015 B	0.2500	21,380 per 20,000 units	21,680 per 20,000 units	2015/12/30	150,000,000	2015/07/15
63488	Standard Chartered Bank	HSI R Bear CBBC Nov 2015 A	0.2500	24,580 per 10,000 units	24,280 per 10,000 units	2015/11/27	100,000,000	2015/07/15
63489	Standard Chartered Bank	HSI R Bear CBBC Nov 2015 B	0.2500	25,080 per 20,000 units	24,780 per 20,000 units	2015/11/27	150,000,000	2015/07/15
63496	Standard Chartered Bank	HSI R Bear CBBC Nov 2015 C	0.2500	25,380 per 10,000 units	25,080 per 10,000 units	2015/11/27	100,000,000	2015/07/15
63500	Standard Chartered Bank	HSI R Bear CBBC Nov 2015 D	0.2500	24,080 per 20,000 units	23,780 per 20,000 units	2015/11/27	150,000,000	2015/07/15

Newly listed callable bull/bear contracts (continued)

Code	Issuer	Name of issue	Issue prices (HK\$)	Strike price (HKD) / Strike level per 10 units	Call price (HKD) / Call level per 10 units	Expiry date	No. of issue (units)	Listing date
62974	SGA Societe Generale Acceptance NV	HSCEI R Bull CBBC Jan16K	0.2500	10,008 per 10,000 units	10,208 per 10,000 units	2016/01/28	200,000,000	2015/07/15
62952	SGA Societe Generale Acceptance NV	HSCEI R Bull CBBC Feb16N	0.2700	9,208 per 10,000 units	9,408 per 10,000 units	2016/02/26	200,000,000	2015/07/15
62970	SGA Societe Generale Acceptance NV	HSCEI R Bull CBBC Feb16O	0.2500	9,608 per 10,000 units	9,808 per 10,000 units	2016/02/26	200,000,000	2015/07/15
62975	SGA Societe Generale Acceptance NV	HSCEI R Bull CBBC Feb16P	0.2500	11,608 per 10,000 units	11,808 per 10,000 units	2016/02/26	200,000,000	2015/07/15
63087	SGA Societe Generale Acceptance NV	HSCEI R Bull CBBC Mar16C	0.2700	8,608 per 10,000 units	8,808 per 10,000 units	2016/03/30	200,000,000	2015/07/15
63089	SGA Societe Generale Acceptance NV	HSCEI R Bear CBBC Jan16H	0.2500	11,488 per 10,000 units	11,288 per 10,000 units	2016/01/28	200,000,000	2015/07/15
63091	SGA Societe Generale Acceptance NV	HSCEI R Bear CBBC Jan16I	0.2500	11,888 per 10,000 units	11,688 per 10,000 units	2016/01/28	200,000,000	2015/07/15
62944	SGA Societe Generale Acceptance N.V.	HSI R Bull CBBC Jan16 B	0.2500	23,908 per 10,000 units	24,008 per 10,000 units	2016/01/28	200,000,000	2015/07/15
62945	SGA Societe Generale Acceptance N.V.	HSI R Bull CBBC Jan16 F	0.2500	24,108 per 10,000 units	24,208 per 10,000 units	2016/01/28	200,000,000	2015/07/15
62946	SGA Societe Generale Acceptance N.V.	HSI R Bull CBBC Jan16 G	0.2500	24,308 per 10,000 units	24,408 per 10,000 units	2016/01/28	200,000,000	2015/07/15
62947	SGA Societe Generale Acceptance N.V.	HSI R Bull CBBC Jan16 H	0.2500	24,508 per 10,000 units	24,608 per 10,000 units	2016/01/28	200,000,000	2015/07/15
62941	SGA Societe Generale Acceptance N.V.	HSI R Bull CBBC Jan16 J	0.2500	23,458 per 10,000 units	23,558 per 10,000 units	2016/01/28	200,000,000	2015/07/15
62942	SGA Societe Generale Acceptance N.V.	HSI R Bull CBBC Jan16 T	0.2500	23,708 per 10,000 units	23,808 per 10,000 units	2016/01/28	200,000,000	2015/07/15
63560	SGA Societe Generale Acceptance N.V.	HSI R Bull CBBC Feb16 B	0.2500	21,108 per 10,000 units	21,208 per 10,000 units	2016/02/26	200,000,000	2015/07/15
63119	SGA Societe Generale Acceptance N.V.	HSI R Bull CBBC Feb16 C	0.2500	21,708 per 10,000 units	21,808 per 10,000 units	2016/02/26	200,000,000	2015/07/15
63131	SGA Societe Generale Acceptance N.V.	HSI R Bull CBBC Feb16 I	0.2500	21,508 per 10,000 units	21,608 per 10,000 units	2016/02/26	200,000,000	2015/07/15
63139	SGA Societe Generale Acceptance N.V.	HSI R Bull CBBC Feb16 J	0.2500	22,308 per 10,000 units	22,408 per 10,000 units	2016/02/26	200,000,000	2015/07/15
63150	SGA Societe Generale Acceptance N.V.	HSI R Bull CBBC Feb16 K	0.2500	22,708 per 10,000 units	22,808 per 10,000 units	2016/02/26	200,000,000	2015/07/15
63152	SGA Societe Generale Acceptance N.V.	HSI R Bull CBBC Feb16 L	0.2500	22,508 per 10,000 units	22,608 per 10,000 units	2016/02/26	200,000,000	2015/07/15
63548	SGA Societe Generale Acceptance N.V.	HSI R Bull CBBC Feb16 M	0.2500	21,308 per 10,000 units	21,408 per 10,000 units	2016/02/26	200,000,000	2015/07/15
63120	SGA Societe Generale Acceptance N.V.	HSI R Bull CBBC Feb16 Y	0.2500	22,108 per 10,000 units	22,208 per 10,000 units	2016/02/26	200,000,000	2015/07/15
63130	SGA Societe Generale Acceptance N.V.	HSI R Bull CBBC Feb16 Z	0.2500	21,908 per 10,000 units	22,008 per 10,000 units	2016/02/26	200,000,000	2015/07/15
62943	SGA Societe Generale Acceptance N.V.	HSI R Bull CBBC Mar16 L	0.2500	23,800 per 20,000 units	23,900 per 20,000 units	2016/03/30	400,000,000	2015/07/15
63114	SGA Societe Generale Acceptance N.V.	HSI R Bull CBBC Mar16 M	0.2900	21,000 per 20,000 units	21,100 per 20,000 units	2016/03/30	400,000,000	2015/07/15
63552	SGA Societe Generale Acceptance N.V.	HSI R Bull CBBC Mar16 N	0.2500	22,908 per 10,000 units	23,008 per 10,000 units	2016/03/30	200,000,000	2015/07/15
63553	SGA Societe Generale Acceptance N.V.	HSI R Bull CBBC Mar16 O	0.2800	23,400 per 20,000 units	23,500 per 20,000 units	2016/03/30	400,000,000	2015/07/15
63554	SGA Societe Generale Acceptance N.V.	HSI R Bull CBBC Mar16 P	0.2500	23,108 per 10,000 units	23,208 per 10,000 units	2016/03/30	200,000,000	2015/07/15
63563	SGA Societe Generale Acceptance N.V.	HSI R Bull CBBC Mar16 Q	0.2500	23,308 per 10,000 units	23,408 per 10,000 units	2016/03/30	200,000,000	2015/07/15
63115	SGA Societe Generale Acceptance N.V.	HSI R Bull CBBC Apr16 C	0.2800	21,300 per 20,000 units	21,400 per 20,000 units	2016/04/28	400,000,000	2015/07/15
63555	SGA Societe Generale Acceptance N.V.	HSI R Bull CBBC Apr16 D	0.2500	20,700 per 20,000 units	20,800 per 20,000 units	2016/04/28	400,000,000	2015/07/15
63568	SGA Societe Generale Acceptance N.V.	HSI R Bull CBBC Apr16 E	0.2500	20,100 per 20,000 units	20,200 per 20,000 units	2016/04/28	400,000,000	2015/07/15
62951	SGA Societe Generale Acceptance N.V.	HSI R Bear CBBC Jan16 O	0.2500	25,700 per 20,000 units	25,600 per 20,000 units	2016/01/28	400,000,000	2015/07/15
63097	SGA Societe Generale Acceptance N.V.	HSI R Bear CBBC Jan16 P	0.2500	24,488 per 10,000 units	24,388 per 10,000 units	2016/01/28	200,000,000	2015/07/15
63102	SGA Societe Generale Acceptance N.V.	HSI R Bear CBBC Jan16 Q	0.2500	24,288 per 10,000 units	24,188 per 10,000 units	2016/01/28	200,000,000	2015/07/15
63106	SGA Societe Generale Acceptance N.V.	HSI R Bear CBBC Jan16 R	0.2500	24,888 per 10,000 units	24,788 per 10,000 units	2016/01/28	200,000,000	2015/07/15
63109	SGA Societe Generale Acceptance N.V.	HSI R Bear CBBC Jan16 S	0.2500	24,688 per 10,000 units	24,588 per 10,000 units	2016/01/28	200,000,000	2015/07/15
63113	SGA Societe Generale Acceptance N.V.	HSI R Bear CBBC Jan16 T	0.2500	24,088 per 10,000 units	23,988 per 10,000 units	2016/01/28	200,000,000	2015/07/15
63525	SGA Societe Generale Acceptance N.V.	HSI R Bear CBBC Jan16 U	0.2500	23,688 per 10,000 units	23,588 per 10,000 units	2016/01/28	200,000,000	2015/07/15
63526	SGA Societe Generale Acceptance N.V.	HSI R Bear CBBC Jan16 V	0.2500	23,888 per 10,000 units	23,788 per 10,000 units	2016/01/28	200,000,000	2015/07/15
63121	SGA Societe Generale Acceptance N.V.	HSI R Bear CBBC Feb16 A	0.3100	25,100 per 20,000 units	25,000 per 20,000 units	2016/02/26	400,000,000	2015/07/15
63134	SGA Societe Generale Acceptance N.V.	HSI R Bear CBBC Feb16 B	0.3000	25,400 per 20,000 units	25,300 per 20,000 units	2016/02/26	400,000,000	2015/07/15
63528	SGA Societe Generale Acceptance N.V.	HSI R Bear CBBC Feb16 C	0.2500	23,900 per 20,000 units	23,800 per 20,000 units	2016/02/26	400,000,000	2015/07/15
63546	SGA Societe Generale Acceptance N.V.	HSI R Bear CBBC Feb16 D	0.2500	24,500 per 20,000 units	24,400 per 20,000 units	2016/02/26	400,000,000	2015/07/15

Newly listed callable bull/bear contracts (continued)

Code	Issuer	Name of issue	Issue prices (HK\$)	Strike price (HKD) / Strike level per 10 units	Call price (HKD) / Call level per 10 units	Expiry date	No. of issue (units)	Listing date
63279	UBS AG	HSCEI R Bull CBBC Mar 2016 H	0.2500	9,800 per 10,000 units	10,000 per 10,000 units	2016/03/30	200,000,000	2015/07/15
63314	UBS AG	HSCEI R Bull CBBC Apr 2016 A	0.2500	8,800 per 10,000 units	9,000 per 10,000 units	2016/04/28	200,000,000	2015/07/15
63277	UBS AG	HSCEI R Bull CBBC May 2016 A	0.2500	11,300 per 10,000 units	11,500 per 10,000 units	2016/05/30	200,000,000	2015/07/15
63284	UBS AG	HSCEI R Bull CBBC Jun 2016 A	0.2500	9,600 per 10,000 units	9,800 per 10,000 units	2016/06/29	200,000,000	2015/07/15
63286	UBS AG	HSCEI R Bull CBBC Jun 2016 B	0.2750	9,100 per 10,000 units	9,300 per 10,000 units	2016/06/29	200,000,000	2015/07/15
63326	UBS AG	HSCEI R Bull CBBC Jun 2016 C	0.2750	8,500 per 10,000 units	8,700 per 10,000 units	2016/06/29	200,000,000	2015/07/15
63402	UBS AG	HSCEI R Bear CBBC Oct 2015 Q	0.2500	11,400 per 10,000 units	11,200 per 10,000 units	2015/10/29	200,000,000	2015/07/15
63412	UBS AG	HSCEI R Bear CBBC Oct 2015 R	0.2500	12,000 per 10,000 units	11,800 per 10,000 units	2015/10/29	200,000,000	2015/07/15
63407	UBS AG	HSCEI R Bear CBBC Nov 2015 M	0.2500	11,600 per 10,000 units	11,400 per 10,000 units	2015/11/27	200,000,000	2015/07/15
63238	UBS AG	HSI R Bull CBBC Apr 2016 F	0.2500	24,725 per 15,000 units	24,975 per 15,000 units	2016/04/28	200,000,000	2015/07/15
63242	UBS AG	HSI R Bull CBBC Apr 2016 G	0.2500	24,400 per 10,000 units	24,600 per 10,000 units	2016/04/28	200,000,000	2015/07/15
63243	UBS AG	HSI R Bull CBBC May 2016 C	0.2500	24,200 per 10,000 units	24,450 per 10,000 units	2016/05/30	200,000,000	2015/07/15
63245	UBS AG	HSI R Bull CBBC May 2016 D	0.2500	23,900 per 10,000 units	24,150 per 10,000 units	2016/05/30	200,000,000	2015/07/15
63249	UBS AG	HSI R Bull CBBC May 2016 E	0.2500	23,400 per 10,000 units	23,650 per 10,000 units	2016/05/30	200,000,000	2015/07/15
63239	UBS AG	HSI R Bull CBBC Jun 2016 A	0.2500	24,500 per 10,000 units	24,750 per 10,000 units	2016/06/29	200,000,000	2015/07/15
63244	UBS AG	HSI R Bull CBBC Jun 2016 B	0.2500	24,100 per 10,000 units	24,300 per 10,000 units	2016/06/29	200,000,000	2015/07/15
63247	UBS AG	HSI R Bull CBBC Jun 2016 C	0.2500	23,800 per 10,000 units	24,000 per 10,000 units	2016/06/29	200,000,000	2015/07/15
63253	UBS AG	HSI R Bull CBBC Jun 2016 D	0.2500	23,200 per 10,000 units	23,400 per 10,000 units	2016/06/29	200,000,000	2015/07/15
63266	UBS AG	HSI R Bull CBBC Jun 2016 E	0.2500	22,800 per 10,000 units	23,050 per 10,000 units	2016/06/29	200,000,000	2015/07/15
63268	UBS AG	HSI R Bull CBBC Jun 2016 F	0.2700	22,500 per 10,000 units	22,700 per 10,000 units	2016/06/29	200,000,000	2015/07/15
63270	UBS AG	HSI R Bull CBBC Jun 2016 G	0.2900	22,100 per 10,000 units	22,300 per 10,000 units	2016/06/29	200,000,000	2015/07/15
63275	UBS AG	HSI R Bull CBBC Jun 2016 H	0.3700	21,300 per 10,000 units	21,500 per 10,000 units	2016/06/29	200,000,000	2015/07/15
63258	UBS AG	HSI R Bull CBBC Jul 2016 A	0.2500	23,000 per 10,000 units	23,200 per 10,000 units	2016/07/28	200,000,000	2015/07/15
63267	UBS AG	HSI R Bull CBBC Jul 2016 B	0.2500	22,700 per 10,000 units	22,900 per 10,000 units	2016/07/28	200,000,000	2015/07/15
63269	UBS AG	HSI R Bull CBBC Jul 2016 C	0.2700	22,300 per 10,000 units	22,500 per 10,000 units	2016/07/28	200,000,000	2015/07/15
63272	UBS AG	HSI R Bull CBBC Jul 2016 D	0.3300	21,700 per 10,000 units	21,900 per 10,000 units	2016/07/28	200,000,000	2015/07/15
63276	UBS AG	HSI R Bull CBBC Jul 2016 E	0.3900	21,100 per 10,000 units	21,300 per 10,000 units	2016/07/28	200,000,000	2015/07/15
63288	UBS AG	HSI R Bull CBBC Jul 2016 F	0.2500	23,300 per 10,000 units	23,550 per 10,000 units	2016/07/28	200,000,000	2015/07/15
63296	UBS AG	HSI R Bull CBBC Jul 2016 G	0.3650	20,300 per 10,000 units	20,500 per 10,000 units	2016/07/28	200,000,000	2015/07/15
63304	UBS AG	HSI R Bull CBBC Aug 2016 A	0.4650	19,300 per 10,000 units	19,500 per 10,000 units	2016/08/30	200,000,000	2015/07/15
63308	UBS AG	HSI R Bull CBBC Aug 2016 B	0.5200	18,800 per 10,000 units	19,000 per 10,000 units	2016/08/30	200,000,000	2015/07/15
63309	UBS AG	HSI R Bull CBBC Aug 2016 C	0.2650	18,638 per 20,000 units	18,888 per 20,000 units	2016/08/30	200,000,000	2015/07/15
63368	UBS AG	HSI R Bear CBBC Nov 2015 N	0.2500	25,200 per 10,000 units	25,000 per 10,000 units	2015/11/27	200,000,000	2015/07/15
63327	UBS AG	HSI R Bear CBBC Dec 2015 M	0.2500	23,767 per 15,000 units	23,517 per 15,000 units	2015/12/30	200,000,000	2015/07/15
63334	UBS AG	HSI R Bear CBBC Dec 2015 N	0.2500	24,050 per 12,000 units	23,800 per 12,000 units	2015/12/30	200,000,000	2015/07/15
63352	UBS AG	HSI R Bear CBBC Dec 2015 O	0.2500	24,450 per 10,000 units	24,250 per 10,000 units	2015/12/30	200,000,000	2015/07/15
63366	UBS AG	HSI R Bear CBBC Dec 2015 P	0.2500	24,950 per 12,000 units	24,700 per 12,000 units	2015/12/30	200,000,000	2015/07/15
63385	UBS AG	HSI R Bear CBBC Dec 2015 Q	0.2500	25,650 per 10,000 units	25,450 per 10,000 units	2015/12/30	200,000,000	2015/07/15
63393	UBS AG	HSI R Bear CBBC Dec 2015 R	0.2500	25,950 per 10,000 units	25,750 per 10,000 units	2015/12/30	200,000,000	2015/07/15
63331	UBS AG	HSI R Bear CBBC Jan 2016 A	0.2500	23,850 per 10,000 units	23,650 per 10,000 units	2016/01/28	200,000,000	2015/07/15
63342	UBS AG	HSI R Bear CBBC Jan 2016 B	0.2500	24,150 per 10,000 units	23,950 per 10,000 units	2016/01/28	200,000,000	2015/07/15
63349	UBS AG	HSI R Bear CBBC Jan 2016 C	0.2500	24,350 per 12,000 units	24,100 per 12,000 units	2016/01/28	200,000,000	2015/07/15
63353	UBS AG	HSI R Bear CBBC Jan 2016 D	0.2500	24,650 per 12,000 units	24,400 per 12,000 units	2016/01/28	200,000,000	2015/07/15

Newly listed callable bull/bear contracts (continued)

Code	Issuer	Name of issue	Issue prices (HK\$)	Strike price (HKD) / Strike level per 10 units	Call price (HKD) / Call level per 10 units	Expiry date	No. of issue (units)	Listing date
63361	UBS AG	HSI R Bear CBBC Jan 2016 E	0.2500	24,750 per 10,000 units	24,550 per 10,000 units	2016/01/28	200,000,000	2015/07/15
63367	UBS AG	HSI R Bear CBBC Jan 2016 F	0.2500	25,050 per 10,000 units	24,850 per 10,000 units	2016/01/28	200,000,000	2015/07/15
63379	UBS AG	HSI R Bear CBBC Jan 2016 G	0.2500	25,350 per 10,000 units	25,150 per 10,000 units	2016/01/28	200,000,000	2015/07/15
63382	UBS AG	HSI R Bear CBBC Jan 2016 H	0.2500	25,550 per 12,000 units	25,300 per 12,000 units	2016/01/28	200,000,000	2015/07/15
63388	UBS AG	HSI R Bear CBBC Jan 2016 I	0.2500	25,850 per 12,000 units	25,600 per 12,000 units	2016/01/28	200,000,000	2015/07/15
63397	UBS AG	HSI R Bear CBBC Feb 2016 A	0.2500	24,638 per 15,000 units	24,388 per 15,000 units	2016/02/26	200,000,000	2015/07/15
63399	UBS AG	HSI R Bear CBBC Feb 2016 B	0.2500	25,638 per 15,000 units	25,388 per 15,000 units	2016/02/26	200,000,000	2015/07/15
63398	UBS AG	HSI R Bear CBBC Mar 2016 A	0.2500	25,138 per 15,000 units	24,888 per 15,000 units	2016/03/30	200,000,000	2015/07/15
63401	UBS AG	HSI R Bear CBBC Mar 2016 B	0.2500	26,138 per 15,000 units	25,888 per 15,000 units	2016/03/30	200,000,000	2015/07/15
64296	BNP Paribas Arbit Issu B.V.	Ch Mob R Bull CBBC Dec 2015 E	0.2500	84 per 100 units	86 per 100 units	2015/12/31	75,000,000	2015/07/16
64286	BNP Paribas Arbit Issu B.V.	CSOP A50 ETF R Bull CBBC Dec15X	0.2500	12.7000	13.0000	2015/12/31	150,000,000	2015/07/16
64289	BNP Paribas Arbit Issu B.V.	CSOP A50 ETF R Bull CBBC Dec15Y	0.2500	13.2000	13.5000	2015/12/31	150,000,000	2015/07/16
64293	BNP Paribas Arbit Issu B.V.	A50 Ch R Bull CBBC Dec 2015 S	0.2500	11.7000	12.0000	2015/12/31	150,000,000	2015/07/16
64278	BNP Paribas Arbit Issu B.V.	HSCEI R Bull CBBC Nov 2015 M	0.2500	11,000 per 10,000 units	11,200 per 10,000 units	2015/11/27	100,000,000	2015/07/16
64261	BNP Paribas Arbit Issu B.V.	HSCEI R Bull CBBC Dec 2015 B	0.2500	10,800 per 10,000 units	11,000 per 10,000 units	2015/12/30	100,000,000	2015/07/16
64280	BNP Paribas Arbit Issu B.V.	HSCEI R Bear CBBC Nov 2015 F	0.2500	12,400 per 10,000 units	12,200 per 10,000 units	2015/11/27	100,000,000	2015/07/16
64281	BNP Paribas Arbit Issu B.V.	HSCEI R Bear CBBC Nov 2015 G	0.2500	12,800 per 10,000 units	12,600 per 10,000 units	2015/11/27	100,000,000	2015/07/16
64233	BNP Paribas Arbit Issu B.V.	HSI R Bull CBBC Jan 2016 E	0.2500	23,300 per 10,000 units	23,500 per 10,000 units	2016/01/28	250,000,000	2015/07/16
64245	BNP Paribas Arbit Issu B.V.	HSI R Bull CBBC Jan 2016 F	0.2500	23,500 per 10,000 units	23,700 per 10,000 units	2016/01/28	250,000,000	2015/07/16
64254	BNP Paribas Arbit Issu B.V.	HSI R Bull CBBC Jan 2016 J	0.2500	23,700 per 10,000 units	23,900 per 10,000 units	2016/01/28	250,000,000	2015/07/16
64255	BNP Paribas Arbit Issu B.V.	HSI R Bull CBBC Jan 2016 K	0.2500	23,900 per 10,000 units	24,100 per 10,000 units	2016/01/28	250,000,000	2015/07/16
64256	BNP Paribas Arbit Issu B.V.	HSI R Bear CBBC Oct 2015 D	0.2500	25,000 per 10,000 units	24,800 per 10,000 units	2015/10/29	200,000,000	2015/07/16
64137	Credit Suisse AG	BOCL R Bull CBBC Jan 2016 A	0.2500	3.3500	3.5000	2016/01/28	80,000,000	2015/07/16
64144	Credit Suisse AG	China Mobile R Bull CBBC Jan 2016 B	0.2500	83.50 per 100 units	85.50 per 100 units	2016/01/28	80,000,000	2015/07/16
64154	Credit Suisse AG	China Mobile R Bull CBBC Jan 2016 C	0.2500	78.50 per 100 units	80.50 per 100 units	2016/01/28	80,000,000	2015/07/16
64165	Credit Suisse AG	China Mobile R Bull CBBC Feb 2016 A	0.2500	73 per 100 units	75 per 100 units	2016/02/26	80,000,000	2015/07/16
64131	Credit Suisse AG	CCB R Bull CBBC Jan 2016 A	0.2500	5.4000	5.5500	2016/01/28	80,000,000	2015/07/16
64130	Credit Suisse AG	China Life R Bull CBBC Jun 2016 A	0.2500	25.60 per 100 units	26.60 per 100 units	2016/06/29	100,000,000	2015/07/16
64116	Credit Suisse AG	CSOP A50 ETF R Bull CBBC Jan 2016 F	0.2500	12.8800	13.1800	2016/01/28	100,000,000	2015/07/16
64118	Credit Suisse AG	CSOP A50 ETF R Bull CBBC Jan 2016 G	0.2500	13.7800	14.0800	2016/01/28	100,000,000	2015/07/16
64120	Credit Suisse AG	A50 China R Bull CBBC Jan 2016 F	0.2500	11.3800	11.6800	2016/01/28	100,000,000	2015/07/16
64123	Credit Suisse AG	A50 China R Bull CBBC Jan 2016 G	0.2500	11.9200	12.2200	2016/01/28	100,000,000	2015/07/16
63980	Credit Suisse AG	HSCEI R Bull CBBC Feb 2016 A	0.2500	11,300 per 10,000 units	11,500 per 10,000 units	2016/02/26	128,000,000	2015/07/16
63983	Credit Suisse AG	HSCEI R Bull CBBC Feb 2016 B	0.2500	10,600 per 10,000 units	10,800 per 10,000 units	2016/02/26	128,000,000	2015/07/16
63966	Credit Suisse AG	HSCEI R Bear CBBC Nov 2015 G	0.2500	11,500 per 10,000 units	11,300 per 10,000 units	2015/11/27	128,000,000	2015/07/16
64056	Credit Suisse AG	HSI R Bull CBBC Feb 2016 A	0.2500	23,500 per 10,000 units	23,700 per 10,000 units	2016/02/26	200,000,000	2015/07/16
64065	Credit Suisse AG	HSI R Bull CBBC Feb 2016 B	0.2500	23,750 per 10,000 units	23,950 per 10,000 units	2016/02/26	200,000,000	2015/07/16
64067	Credit Suisse AG	HSI R Bull CBBC Feb 2016 C	0.2500	24,000 per 10,000 units	24,200 per 10,000 units	2016/02/26	200,000,000	2015/07/16
64304	Credit Suisse AG	HSI R Bull CBBC Feb 2016 D	0.2500	24,142 per 12,000 units	24,392 per 12,000 units	2016/02/26	200,000,000	2015/07/16
64054	Credit Suisse AG	HSI R Bull CBBC Feb 2016 R	0.2500	23,250 per 10,000 units	23,450 per 10,000 units	2016/02/26	200,000,000	2015/07/16
64042	Credit Suisse AG	HSI R Bull CBBC Feb 2016 S	0.2800	21,700 per 10,000 units	21,900 per 10,000 units	2016/02/26	200,000,000	2015/07/16
64047	Credit Suisse AG	HSI R Bull CBBC Feb 2016 W	0.2500	22,200 per 10,000 units	22,400 per 10,000 units	2016/02/26	200,000,000	2015/07/16
64049	Credit Suisse AG	HSI R Bull CBBC Feb 2016 X	0.2500	22,700 per 10,000 units	22,900 per 10,000 units	2016/02/26	200,000,000	2015/07/16

Newly listed callable bull/bear contracts (continued)

Code	Issuer	Name of issue	Issue prices (HK\$)	Strike price (HKD) / Strike level per 10 units	Call price (HKD) / Call level per 10 units	Expiry date	No. of issue (units)	Listing date
64050	Credit Suisse AG	HSI R Bull CBBC Feb 2016 Y	0.2500	23,000 per 10,000 units	23,200 per 10,000 units	2016/02/26	200,000,000	2015/07/16
64025	Credit Suisse AG	HSI R Bull CBBC Jul 2016 A	0.3600	17,500 per 20,000 units	17,800 per 20,000 units	2016/07/28	200,000,000	2015/07/16
64029	Credit Suisse AG	HSI R Bull CBBC Jul 2016 B	0.6100	18,400 per 10,000 units	18,600 per 10,000 units	2016/07/28	200,000,000	2015/07/16
64033	Credit Suisse AG	HSI R Bull CBBC Jul 2016 C	0.5200	19,300 per 10,000 units	19,500 per 10,000 units	2016/07/28	200,000,000	2015/07/16
63994	Credit Suisse AG	HSI R Bear CBBC Jan 2016 Q	0.2500	24,850 per 10,000 units	24,650 per 10,000 units	2016/01/28	200,000,000	2015/07/16
63999	Credit Suisse AG	HSI R Bear CBBC Jan 2016 R	0.2500	25,100 per 10,000 units	24,900 per 10,000 units	2016/01/28	200,000,000	2015/07/16
64000	Credit Suisse AG	HSI R Bear CBBC Jan 2016 S	0.2500	25,400 per 10,000 units	25,200 per 10,000 units	2016/01/28	200,000,000	2015/07/16
64008	Credit Suisse AG	HSI R Bear CBBC Jan 2016 T	0.2500	25,750 per 10,000 units	25,550 per 10,000 units	2016/01/28	200,000,000	2015/07/16
64023	Credit Suisse AG	HSI R Bear CBBC Jan 2016 U	0.2500	26,050 per 10,000 units	25,850 per 10,000 units	2016/01/28	200,000,000	2015/07/16
63951	Credit Suisse AG	HSI R Bear CBBC Feb 2016 C	0.2500	23,750 per 10,000 units	23,550 per 10,000 units	2016/02/26	200,000,000	2015/07/16
63958	Credit Suisse AG	HSI R Bear CBBC Feb 2016 D	0.2500	24,000 per 10,000 units	23,800 per 10,000 units	2016/02/26	200,000,000	2015/07/16
63960	Credit Suisse AG	HSI R Bear CBBC Feb 2016 E	0.2500	24,300 per 10,000 units	24,100 per 10,000 units	2016/02/26	200,000,000	2015/07/16
63962	Credit Suisse AG	HSI R Bear CBBC Feb 2016 F	0.2500	24,550 per 10,000 units	24,350 per 10,000 units	2016/02/26	200,000,000	2015/07/16
64134	Credit Suisse AG	ICBC R Bull CBBC Jan 2016 A	0.2500	4.4000	4.6000	2016/01/28	80,000,000	2015/07/16
64127	Credit Suisse AG	Ping An R Bull CBBC Jan 2016 D	0.2500	83.70 per 100 units	87.70 per 100 units	2016/01/28	100,000,000	2015/07/16
64129	Credit Suisse AG	Ping An R Bull CBBC Jan 2016 E	0.2500	77.10 per 100 units	81.10 per 100 units	2016/01/28	100,000,000	2015/07/16
64124	Credit Suisse AG	TCHR R Bull CBBC Jan 2016 B	0.2500	133 per 100 units	135.50 per 100 units	2016/01/28	80,000,000	2015/07/16
63845	HK Bank	BOCL R Bull CBBC Sep 2016 A	0.2500	3.6300	3.7800	2016/09/29	100,000,000	2015/07/16
63856	HK Bank	BOCL R Bull CBBC Oct 2016 A	0.2500	3.3300	3.4800	2016/10/31	100,000,000	2015/07/16
63792	HK Bank	Minsheng Bank R Bull CBBC Oct 2016 B	0.2500	6.1300	6.3800	2016/10/31	60,000,000	2015/07/16
63887	HK Bank	CSOP A50 ETF R Bear CBBC Jul 2016 C	0.2500	14.8800	14.6800	2016/07/25	40,000,000	2015/07/16
63793	HK Bank	A50 R Bull CBBC Jun 2016 B	0.2500	10.0800	10.2800	2016/06/27	200,000,000	2015/07/16
63866	HK Bank	A50 R Bull CBBC Jul 2016 A	0.3000	9.0800	9.2800	2016/07/25	200,000,000	2015/07/16
63876	HK Bank	A50 R Bull CBBC Aug 2016 A	0.4000	8.0800	8.2800	2016/08/29	200,000,000	2015/07/16
63885	HK Bank	A50 R Bear CBBC Aug 2016 A	0.2500	13.6800	13.4800	2016/08/29	50,000,000	2015/07/16
63802	HK Bank	HKEr R Bull CBBC Jun 2016 L	0.5600	148.88 per 100 units	153.88 per 100 units	2016/06/30	80,000,000	2015/07/16
63803	HK Bank	HKEr R Bull CBBC Jul 2016 G	0.6600	138.88 per 100 units	143.88 per 100 units	2016/07/06	80,000,000	2015/07/16
63819	HK Bank	HKEr R Bull CBBC Sep 2016 B	0.8600	118.88 per 100 units	123.88 per 100 units	2016/09/30	80,000,000	2015/07/16
63789	HK Bank	HSCEI R Bull CBBC Sep 2016 C	0.2500	9,798 per 10,000 units	9,998 per 10,000 units	2016/09/29	100,000,000	2015/07/16
63790	HK Bank	HSCEI R Bull CBBC Oct 2016 A	0.2500	9,298 per 10,000 units	9,498 per 10,000 units	2016/10/28	100,000,000	2015/07/16
63767	HK Bank	HSCEI R Bull CBBC Nov 2016 A	0.2800	8,388 per 10,000 units	8,588 per 10,000 units	2016/11/29	100,000,000	2015/07/16
63773	HK Bank	HSCEI R Bull CBBC Dec 2016 A	0.4400	6,988 per 10,000 units	7,188 per 10,000 units	2016/12/29	100,000,000	2015/07/16
63801	HK Bank	HSCEI R Bear CBBC May 2016 H	0.2500	11,888 per 10,000 units	11,688 per 10,000 units	2016/05/30	68,000,000	2015/07/16
63749	HK Bank	HSI R Bull CBBC Aug 2016 E	0.2500	22,298 per 15,000 units	22,498 per 15,000 units	2016/08/30	150,000,000	2015/07/16
63755	HK Bank	HSI R Bull CBBC Sep 2016 F	0.2500	21,898 per 15,000 units	22,098 per 15,000 units	2016/09/29	150,000,000	2015/07/16
63756	HK Bank	HSI R Bull CBBC Sep 2016 G	0.2500	21,498 per 15,000 units	21,698 per 15,000 units	2016/09/29	150,000,000	2015/07/16
63757	HK Bank	HSI R Bull CBBC Oct 2016 B	0.2500	21,578 per 20,000 units	21,828 per 20,000 units	2016/10/28	400,000,000	2015/07/16
63760	HK Bank	HSI R Bull CBBC Oct 2016 C	0.2500	20,578 per 20,000 units	20,828 per 20,000 units	2016/10/28	400,000,000	2015/07/16
63735	HK Bank	HSI R Bull CBBC Nov 2016 A	0.2500	20,898 per 15,000 units	21,098 per 15,000 units	2016/11/29	150,000,000	2015/07/16
63759	HK Bank	HSI R Bull CBBC Nov 2016 B	0.2600	18,578 per 20,000 units	18,828 per 20,000 units	2016/11/29	400,000,000	2015/07/16
63766	HK Bank	HSI R Bull CBBC Nov 2016 C	0.2500	19,578 per 20,000 units	19,828 per 20,000 units	2016/11/29	400,000,000	2015/07/16
63747	HK Bank	HSI R Bull CBBC Dec 2016 A	0.2500	20,498 per 15,000 units	20,698 per 15,000 units	2016/12/29	150,000,000	2015/07/16
63763	HK Bank	HSI R Bull CBBC Dec 2016 B	0.3200	17,578 per 20,000 units	17,828 per 20,000 units	2016/12/29	400,000,000	2015/07/16

Newly listed callable bull/bear contracts (continued)

Code	Issuer	Name of issue	Issue prices (HK\$)	Strike price (HKD) / Strike level per 10 units	Call price (HKD) / Call level per 10 units	Expiry date	No. of issue (units)	Listing date
63774	HK Bank	HSI R Bull CBBC Dec 2016 C	0.3800	16,578 per 20,000 units	16,828 per 20,000 units	2016/12/29	400,000,000	2015/07/16
63780	HK Bank	HSI R Bear CBBC Apr 2016 S	0.2500	24,088 per 15,000 units	23,888 per 15,000 units	2016/04/28	100,000,000	2015/07/16
63778	HK Bank	HSI R Bear CBBC May 2016 M	0.2500	24,488 per 15,000 units	24,288 per 15,000 units	2016/05/30	100,000,000	2015/07/16
63777	HK Bank	HSI R Bear CBBC Jun 2016 G	0.2500	24,888 per 15,000 units	24,688 per 15,000 units	2016/06/29	100,000,000	2015/07/16
63786	HK Bank	HSI R Bear CBBC Aug 2016 B	0.2500	24,778 per 20,000 units	24,528 per 20,000 units	2016/08/30	400,000,000	2015/07/16
63784	HK Bank	HSI R Bear CBBC Sep 2016 A	0.2500	25,778 per 20,000 units	25,528 per 20,000 units	2016/09/29	400,000,000	2015/07/16
63827	HK Bank	TCH R Bull CBBC Jul 2016 C	0.2500	120.88 per 100 units	122.88 per 100 units	2016/07/11	100,000,000	2015/07/16
63835	HK Bank	TCH R Bull CBBC Aug 2016 A	0.4400	91.88 per 100 units	93.88 per 100 units	2016/08/29	100,000,000	2015/07/16
63967	J P Morgan SP BV	HSI R Bull CBBC Mar 2016 I	0.2500	24,000 per 10,000 units	24,200 per 10,000 units	2016/03/30	200,000,000	2015/07/16
63968	J P Morgan SP BV	HSI R Bull CBBC Apr 2016 L	0.2500	23,700 per 10,000 units	23,900 per 10,000 units	2016/04/28	200,000,000	2015/07/16
63969	J P Morgan SP BV	HSI R Bull CBBC May 2016 E	0.2500	23,400 per 10,000 units	23,600 per 10,000 units	2016/05/30	200,000,000	2015/07/16
63975	J P Morgan SP BV	HSI R Bull CBBC Jul 2016 B	0.2500	23,000 per 10,000 units	23,200 per 10,000 units	2016/07/28	200,000,000	2015/07/16
63891	J P Morgan SP BV	HSI R Bear CBBC Nov 2015 T	0.2500	23,900 per 10,000 units	23,700 per 10,000 units	2015/11/27	200,000,000	2015/07/16
63892	J P Morgan SP BV	HSI R Bear CBBC Dec 2015 J	0.2500	24,200 per 10,000 units	24,000 per 10,000 units	2015/12/30	200,000,000	2015/07/16
63895	J P Morgan SP BV	HSI R Bear CBBC Dec 2015 K	0.2500	24,600 per 10,000 units	24,400 per 10,000 units	2015/12/30	200,000,000	2015/07/16
63896	J P Morgan SP BV	HSI R Bear CBBC Jan 2016 G	0.2500	25,000 per 10,000 units	24,800 per 10,000 units	2016/01/28	200,000,000	2015/07/16
64298	Standard Chartered Bank	CSOP A50 ETF R Bull CBBC Feb 2016A	0.2500	11.8800	12.3800	2016/02/19	50,000,000	2015/07/16
64300	Standard Chartered Bank	A50 China R Bull CBBC Mar 2016 A	0.2500	10.3800	10.8800	2016/03/11	50,000,000	2015/07/16
63947	Standard Chartered Bank	HSI R Bull CBBC Nov 2015 G	0.2500	22,380 per 10,000 units	22,680 per 10,000 units	2015/11/27	100,000,000	2015/07/16
63950	Standard Chartered Bank	HSI R Bull CBBC Nov 2015 H	0.2500	22,780 per 10,000 units	23,080 per 10,000 units	2015/11/27	100,000,000	2015/07/16
63946	Standard Chartered Bank	HSI R Bull CBBC Dec 2015 C	0.2500	21,580 per 20,000 units	21,880 per 20,000 units	2015/12/30	150,000,000	2015/07/16
63942	Standard Chartered Bank	HSI R Bear CBBC Nov 2015 E	0.2500	24,380 per 10,000 units	24,080 per 10,000 units	2015/11/27	100,000,000	2015/07/16
63944	Standard Chartered Bank	HSI R Bear CBBC Nov 2015 F	0.2500	23,880 per 20,000 units	23,580 per 20,000 units	2015/11/27	150,000,000	2015/07/16
63931	Standard Chartered Bank	HSI R Bear CBBC Dec 2015 A	0.2500	25,680 per 20,000 units	25,380 per 20,000 units	2015/12/30	150,000,000	2015/07/16
64107	SGA Societe Generale Acceptance NV	HSCEI R Bear CBBC Dec15L	0.2500	12,088 per 10,000 units	11,888 per 10,000 units	2015/12/30	200,000,000	2015/07/16
64110	SGA Societe Generale Acceptance NV	HSCEI R Bear CBBC Dec15M	0.2500	12,488 per 10,000 units	12,288 per 10,000 units	2015/12/30	200,000,000	2015/07/16
63907	SGA Societe Generale Acceptance N.V.	HSI R Bull CBBC Feb16 D	0.2500	23,408 per 10,000 units	23,508 per 10,000 units	2016/02/26	200,000,000	2015/07/16
63897	SGA Societe Generale Acceptance N.V.	HSI R Bull CBBC Mar16 R	0.2500	22,208 per 10,000 units	22,308 per 10,000 units	2016/03/30	200,000,000	2015/07/16
63903	SGA Societe Generale Acceptance N.V.	HSI R Bull CBBC Mar16 S	0.2500	22,408 per 10,000 units	22,508 per 10,000 units	2016/03/30	200,000,000	2015/07/16
63904	SGA Societe Generale Acceptance N.V.	HSI R Bull CBBC Mar16 T	0.2500	22,608 per 10,000 units	22,708 per 10,000 units	2016/03/30	200,000,000	2015/07/16
64113	SGA Societe Generale Acceptance N.V.	HSI R Bull CBBC Mar16 U	0.2500	23,808 per 10,000 units	23,908 per 10,000 units	2016/03/30	200,000,000	2015/07/16
64114	SGA Societe Generale Acceptance N.V.	HSI R Bull CBBC Mar16 V	0.2500	24,208 per 10,000 units	24,308 per 10,000 units	2016/03/30	200,000,000	2015/07/16
63912	SGA Societe Generale Acceptance N.V.	HSI R Bear CBBC Feb16 E	0.2500	23,788 per 10,000 units	23,688 per 10,000 units	2016/02/26	200,000,000	2015/07/16
63915	SGA Societe Generale Acceptance N.V.	HSI R Bear CBBC Feb16 F	0.2500	24,188 per 10,000 units	24,088 per 10,000 units	2016/02/26	200,000,000	2015/07/16
63926	SGA Societe Generale Acceptance N.V.	HSI R Bear CBBC Feb16 G	0.2500	24,588 per 10,000 units	24,488 per 10,000 units	2016/02/26	200,000,000	2015/07/16
63927	SGA Societe Generale Acceptance N.V.	HSI R Bear CBBC Feb16 H	0.2500	24,988 per 10,000 units	24,888 per 10,000 units	2016/02/26	200,000,000	2015/07/16
63928	SGA Societe Generale Acceptance N.V.	HSI R Bear CBBC Feb16 I	0.2500	25,488 per 10,000 units	25,388 per 10,000 units	2016/02/26	200,000,000	2015/07/16
63930	SGA Societe Generale Acceptance N.V.	HSI R Bear CBBC Feb16 J	0.2500	25,888 per 10,000 units	25,788 per 10,000 units	2016/02/26	200,000,000	2015/07/16
64106	UBS AG	HSCEI R Bear CBBC Nov 2015 N	0.2500	11,800 per 10,000 units	11,600 per 10,000 units	2015/11/27	200,000,000	2015/07/16
64175	UBS AG	HSI R Bull CBBC Jan 2016 D	0.2500	23,900 per 10,000 units	24,100 per 10,000 units	2016/01/28	200,000,000	2015/07/16
64170	UBS AG	HSI R Bull CBBC Jan 2016 I	0.2500	24,072 per 15,000 units	24,322 per 15,000 units	2016/01/28	200,000,000	2015/07/16
64217	UBS AG	HSI R Bull CBBC Feb 2016 I	0.2500	23,050 per 10,000 units	23,250 per 10,000 units	2016/02/26	200,000,000	2015/07/16
64174	UBS AG	HSI R Bull CBBC Feb 2016 N	0.2500	24,050 per 10,000 units	24,250 per 10,000 units	2016/02/26	200,000,000	2015/07/16

Newly listed callable bull/bear contracts (continued)

Code	Issuer	Name of issue	Issue prices (HK\$)	Strike price (HKD) / Strike level per 10 units	Call price (HKD) / Call level per 10 units	Expiry date	No. of issue (units)	Listing date
64176	UBS AG	HSI R Bull CBBC Feb 2016 O	0.2500	23,750 per 10,000 units	23,950 per 10,000 units	2016/02/26	200,000,000	2015/07/16
64204	UBS AG	HSI R Bull CBBC Feb 2016 P	0.2500	23,400 per 10,000 units	23,600 per 10,000 units	2016/02/26	200,000,000	2015/07/16
64199	UBS AG	HSI R Bull CBBC Mar 2016 Q	0.2500	23,600 per 10,000 units	23,800 per 10,000 units	2016/03/30	200,000,000	2015/07/16
64215	UBS AG	HSI R Bull CBBC Mar 2016 R	0.2500	23,250 per 10,000 units	23,450 per 10,000 units	2016/03/30	200,000,000	2015/07/16
64225	UBS AG	HSI R Bull CBBC Mar 2016 S	0.2500	22,900 per 10,000 units	23,100 per 10,000 units	2016/03/30	200,000,000	2015/07/16
64313	UBS AG	HSI R Bull CBBC Mar 2016 T	0.2500	24,142 per 12,000 units	24,392 per 12,000 units	2016/03/30	200,000,000	2015/07/16
64226	UBS AG	HSI R Bull CBBC Apr 2016 H	0.2500	22,800 per 10,000 units	23,000 per 10,000 units	2016/04/28	200,000,000	2015/07/16
64230	UBS AG	HSI R Bull CBBC Jul 2016 H	0.2500	22,400 per 10,000 units	22,600 per 10,000 units	2016/07/28	200,000,000	2015/07/16
64231	UBS AG	HSI R Bull CBBC Jul 2016 I	0.2500	21,900 per 10,000 units	22,100 per 10,000 units	2016/07/28	200,000,000	2015/07/16
64069	UBS AG	HSI R Bear CBBC Dec 2015 S	0.2500	23,900 per 12,000 units	23,700 per 12,000 units	2015/12/30	200,000,000	2015/07/16
64083	UBS AG	HSI R Bear CBBC Dec 2015 T	0.2500	24,200 per 10,000 units	24,000 per 10,000 units	2015/12/30	200,000,000	2015/07/16
64087	UBS AG	HSI R Bear CBBC Dec 2015 U	0.2500	24,500 per 12,000 units	24,300 per 12,000 units	2015/12/30	200,000,000	2015/07/16
64095	UBS AG	HSI R Bear CBBC Dec 2015 V	0.2500	24,800 per 12,000 units	24,600 per 12,000 units	2015/12/30	200,000,000	2015/07/16
64068	UBS AG	HSI R Bear CBBC Jan 2016 J	0.2500	23,750 per 10,000 units	23,550 per 10,000 units	2016/01/28	200,000,000	2015/07/16
64076	UBS AG	HSI R Bear CBBC Jan 2016 K	0.2500	24,050 per 10,000 units	23,850 per 10,000 units	2016/01/28	200,000,000	2015/07/16
64086	UBS AG	HSI R Bear CBBC Jan 2016 L	0.2500	24,350 per 10,000 units	24,150 per 10,000 units	2016/01/28	200,000,000	2015/07/16
64088	UBS AG	HSI R Bear CBBC Jan 2016 M	0.2500	24,650 per 10,000 units	24,450 per 10,000 units	2016/01/28	200,000,000	2015/07/16
64097	UBS AG	HSI R Bear CBBC Jan 2016 N	0.2500	24,950 per 10,000 units	24,750 per 10,000 units	2016/01/28	200,000,000	2015/07/16
64103	UBS AG	HSI R Bear CBBC Jan 2016 O	0.2500	25,100 per 12,000 units	24,900 per 12,000 units	2016/01/28	200,000,000	2015/07/16
64105	UBS AG	HSI R Bear CBBC Jan 2016 P	0.2500	25,300 per 12,000 units	25,100 per 12,000 units	2016/01/28	200,000,000	2015/07/16
64738	BNP Paribas Arbit Issu B.V.	CSOP A50 ETF R Bull CBBC Dec15C	0.2500	14.2000	14.5000	2015/12/31	150,000,000	2015/07/17
64735	BNP Paribas Arbit Issu B.V.	CSOP A50 ETF R Bull CBBC Dec15Z	0.2500	13.7000	14.0000	2015/12/31	150,000,000	2015/07/17
64744	BNP Paribas Arbit Issu B.V.	A50 Ch R Bull CBBC Dec 2015 T	0.2500	12.2000	12.5000	2015/12/31	150,000,000	2015/07/17
64731	BNP Paribas Arbit Issu B.V.	HSCEI R Bull CBBC Dec 2015 C	0.2500	11,200 per 10,000 units	11,400 per 10,000 units	2015/12/30	100,000,000	2015/07/17
64729	BNP Paribas Arbit Issu B.V.	HSI R Bull CBBC Jan 2016 M	0.2500	24,500 per 10,000 units	24,700 per 10,000 units	2016/01/28	250,000,000	2015/07/17
64725	BNP Paribas Arbit Issu B.V.	HSI R Bull CBBC Jan 2016 N	0.2500	24,300 per 10,000 units	24,500 per 10,000 units	2016/01/28	250,000,000	2015/07/17
64722	BNP Paribas Arbit Issu B.V.	HSI R Bull CBBC Jan 2016 R	0.2500	24,100 per 10,000 units	24,300 per 10,000 units	2016/01/28	250,000,000	2015/07/17
64724	BNP Paribas Arbit Issu B.V.	HSI R Bull CBBC Feb 2016 I	0.2500	24,200 per 10,000 units	24,400 per 10,000 units	2016/02/26	250,000,000	2015/07/17
64727	BNP Paribas Arbit Issu B.V.	HSI R Bull CBBC Feb 2016 J	0.2500	24,400 per 10,000 units	24,600 per 10,000 units	2016/02/26	250,000,000	2015/07/17
64753	BNP Paribas Arbit Issu B.V.	Ping An R Bull CBBC Dec 2015 H	0.2500	83.50 per 100 units	86 per 100 units	2015/12/31	68,000,000	2015/07/17
64574	Credit Suisse AG	China Life R Bull CBBC May 2016 A	0.3800	27.8000	28.8000	2016/05/31	80,000,000	2015/07/17
64560	Credit Suisse AG	CSOP A50 ETF R Bull CBBC Feb 2016 B	0.2500	15.0800	15.3800	2016/02/25	100,000,000	2015/07/17
64561	Credit Suisse AG	CSOP A50 ETF R Bull CBBC Feb 2016 C	0.2500	14.3800	14.6800	2016/02/25	100,000,000	2015/07/17
64562	Credit Suisse AG	A50 China R Bull CBBC Feb 2016 D	0.2500	13.3800	13.6800	2016/02/25	100,000,000	2015/07/17
64718	Credit Suisse AG	HS H-SH ETF R Bull CBBC Jan 2016 D	0.2500	112.50 per 100 units	115.50 per 100 units	2016/01/28	100,000,000	2015/07/17
64721	Credit Suisse AG	HS H-SH ETF R Bull CBBC Jan 2016 E	0.2500	102.50 per 100 units	105.50 per 100 units	2016/01/28	100,000,000	2015/07/17
64694	Credit Suisse AG	HSI R Bull CBBC Mar 2016 E	0.2500	24,660 per 12,000 units	24,910 per 12,000 units	2016/03/30	200,000,000	2015/07/17
64827	Credit Suisse AG	HSI R Bull CBBC Mar 2016 F	0.2500	23,850 per 10,000 units	24,050 per 10,000 units	2016/03/30	200,000,000	2015/07/17
64835	Credit Suisse AG	HSI R Bull CBBC Mar 2016 G	0.2500	23,550 per 10,000 units	23,750 per 10,000 units	2016/03/30	200,000,000	2015/07/17
64842	Credit Suisse AG	HSI R Bull CBBC Mar 2016 H	0.2500	23,350 per 10,000 units	23,550 per 10,000 units	2016/03/30	200,000,000	2015/07/17
64587	Credit Suisse AG	HSI R Bull CBBC Mar 2016 V	0.2500	23,700 per 10,000 units	23,900 per 10,000 units	2016/03/30	200,000,000	2015/07/17
64599	Credit Suisse AG	HSI R Bull CBBC Mar 2016 W	0.2500	24,050 per 10,000 units	24,250 per 10,000 units	2016/03/30	200,000,000	2015/07/17
64600	Credit Suisse AG	HSI R Bull CBBC Mar 2016 X	0.2500	24,250 per 10,000 units	24,450 per 10,000 units	2016/03/30	200,000,000	2015/07/17

Newly listed callable bull/bear contracts (continued)

Code	Issuer	Name of issue	Issue prices (HK\$)	Strike price (HKD) / Strike level per 10 units	Call price (HKD) / Call level per 10 units	Expiry date	No. of issue (units)	Listing date
64601	Credit Suisse AG	HSI R Bull CBBC Mar 2016 Y	0.2500	24,400 per 10,000 units	24,600 per 10,000 units	2016/03/30	200,000,000	2015/07/17
64603	Credit Suisse AG	HSI R Bull CBBC Mar 2016 Z	0.2500	24,550 per 10,000 units	24,750 per 10,000 units	2016/03/30	200,000,000	2015/07/17
64496	Credit Suisse AG	HSI R Bear CBBC Feb 2016 G	0.2500	24,650 per 12,000 units	24,400 per 12,000 units	2016/02/26	200,000,000	2015/07/17
64514	Credit Suisse AG	HSI R Bear CBBC Feb 2016 H	0.2500	24,750 per 10,000 units	24,550 per 10,000 units	2016/02/26	200,000,000	2015/07/17
64515	Credit Suisse AG	HSI R Bear CBBC Feb 2016 I	0.2500	24,950 per 10,000 units	24,750 per 10,000 units	2016/02/26	200,000,000	2015/07/17
64522	Credit Suisse AG	HSI R Bear CBBC Feb 2016 J	0.2500	25,250 per 10,000 units	25,050 per 10,000 units	2016/02/26	200,000,000	2015/07/17
64530	Credit Suisse AG	HSI R Bear CBBC Feb 2016 K	0.2500	25,550 per 10,000 units	25,350 per 10,000 units	2016/02/26	200,000,000	2015/07/17
64532	Credit Suisse AG	HSI R Bear CBBC Feb 2016 L	0.2500	25,850 per 10,000 units	25,650 per 10,000 units	2016/02/26	200,000,000	2015/07/17
64581	Credit Suisse AG	Ping An R Bull CBBC Feb 2016 A	0.2500	88.20 per 100 units	92.20 per 100 units	2016/02/25	100,000,000	2015/07/17
64573	Credit Suisse AG	TCH R Bull CBBC Feb 2016 B	0.2500	141.30 per 100 units	143.80 per 100 units	2016/02/25	100,000,000	2015/07/17
64848	Bank of East Asia	China Mobile R Bull CBBC Aug 2016 A	0.2500	83 per 100 units	85 per 100 units	2016/08/08	40,000,000	2015/07/17
64849	Bank of East Asia	COVS R Bull CBBC Jul 2016 A	0.5000	21.0000	22.0000	2016/07/14	40,000,000	2015/07/17
64847	Bank of East Asia	CITIC Sec R Bull CBBC Dec 2016 A	0.6000	18.0000	20.0000	2016/12/06	40,000,000	2015/07/17
64844	Bank of East Asia	Haitong Sec R Bull CBBC Dec 2016 A	0.4500	11.0000	12.5000	2016/12/08	40,000,000	2015/07/17
64454	HK Bank	China Mobile R Bull CBBC Jul 2016 B	0.2500	85.68 per 100 units	87.68 per 100 units	2016/07/05	120,000,000	2015/07/17
64377	HK Bank	China Mobile R Bull CBBC Oct 2016 B	0.2500	77.88 per 100 units	79.88 per 100 units	2016/10/05	120,000,000	2015/07/17
64396	HK Bank	China Mobile R Bull CBBC Nov 2016 A	0.2500	72.88 per 100 units	74.88 per 100 units	2016/11/07	120,000,000	2015/07/17
64348	HK Bank	China Life R Bull CBBC Jul 2016 A	0.7700	22.0800	22.6800	2016/07/14	60,000,000	2015/07/17
64353	HK Bank	CSOP A50 ETF R Bull CBBC Feb 2016 L	0.2500	13.8800	14.0800	2016/02/29	200,000,000	2015/07/17
64355	HK Bank	CSOP A50 ETF R Bull CBBC Mar 2016 L	0.2500	13.4800	13.6800	2016/03/07	200,000,000	2015/07/17
64325	HK Bank	CSOP A50 ETF R Bull CBBC Apr 2016 F	0.2500	13.0800	13.2800	2016/04/18	200,000,000	2015/07/17
64326	HK Bank	CSOP A50 ETF R Bull CBBC May 2016 D	0.2500	12.6800	12.8800	2016/05/30	200,000,000	2015/07/17
64376	HK Bank	A50 R Bull CBBC Mar 2016 J	0.2500	12.4800	12.6800	2016/03/07	200,000,000	2015/07/17
64371	HK Bank	A50 R Bull CBBC Apr 2016 H	0.2500	11.6800	11.8800	2016/04/18	50,000,000	2015/07/17
64358	HK Bank	A50 R Bull CBBC Jun 2016 C	0.2500	12.0800	12.2800	2016/06/06	200,000,000	2015/07/17
64352	HK Bank	HKEx R Bull CBBC Feb 2016 F	0.2500	215.88 per 100 units	220.88 per 100 units	2016/02/01	80,000,000	2015/07/17
64337	HK Bank	HSCEI R Bear CBBC Apr 2016 K	0.2500	12,188 per 10,000 units	11,988 per 10,000 units	2016/04/28	68,000,000	2015/07/17
64331	HK Bank	HSI R Bear CBBC Dec 2016 A	0.2500	25,088 per 15,000 units	24,888 per 15,000 units	2016/12/29	100,000,000	2015/07/17
64338	HK Bank	Ping An R Bull CBBC Nov 2016 A	0.2500	84.38 per 100 units	86.88 per 100 units	2016/11/29	188,000,000	2015/07/17
64349	HK Bank	TCH R Bull CBBC Jan 2016 M	0.2500	130.88 per 100 units	132.88 per 100 units	2016/01/25	100,000,000	2015/07/17
64772	J P Morgan SP BV	HSI R Bull CBBC Mar 2016 K	0.2500	24,688 per 10,000 units	24,888 per 10,000 units	2016/03/30	200,000,000	2015/07/17
64786	J P Morgan SP BV	HSI R Bull CBBC Apr 2016 M	0.2500	23,900 per 10,000 units	24,100 per 10,000 units	2016/04/28	200,000,000	2015/07/17
64779	J P Morgan SP BV	HSI R Bull CBBC May 2016 F	0.2500	24,300 per 10,000 units	24,500 per 10,000 units	2016/05/30	200,000,000	2015/07/17
64798	J P Morgan SP BV	HSI R Bull CBBC Jun 2016 E	0.2500	23,500 per 10,000 units	23,700 per 10,000 units	2016/06/29	200,000,000	2015/07/17
64808	J P Morgan SP BV	HSI R Bull CBBC Jul 2016 C	0.2500	22,900 per 10,000 units	23,100 per 10,000 units	2016/07/28	200,000,000	2015/07/17
64555	J P Morgan SP BV	HSI R Bear CBBC Nov 2015 U	0.2500	24,700 per 10,000 units	24,500 per 10,000 units	2015/11/27	200,000,000	2015/07/17
64556	J P Morgan SP BV	HSI R Bear CBBC Dec 2015 L	0.2500	25,100 per 10,000 units	24,900 per 10,000 units	2015/12/30	200,000,000	2015/07/17
64819	J P Morgan SP BV	HSI R Bear CBBC Dec 2015 M	0.2500	25,400 per 10,000 units	25,200 per 10,000 units	2015/12/30	200,000,000	2015/07/17
64822	J P Morgan SP BV	HSI R Bear CBBC Jan 2016 H	0.2500	25,800 per 10,000 units	25,600 per 10,000 units	2016/01/28	200,000,000	2015/07/17
64547	Standard Chartered Bank	HSI R Bull CBBC Nov 2015 I	0.2500	24,080 per 20,000 units	24,380 per 20,000 units	2015/11/27	150,000,000	2015/07/17
64553	Standard Chartered Bank	HSI R Bull CBBC Dec 2015 D	0.2500	23,180 per 10,000 units	23,480 per 10,000 units	2015/12/30	100,000,000	2015/07/17
64533	Standard Chartered Bank	HSI R Bear CBBC Nov 2015 G	0.2500	24,780 per 10,000 units	24,480 per 10,000 units	2015/11/27	100,000,000	2015/07/17
64544	Standard Chartered Bank	HSI R Bear CBBC Nov 2015 H	0.2500	25,980 per 10,000 units	25,680 per 10,000 units	2015/11/27	100,000,000	2015/07/17

Newly listed callable bull/bear contracts (continued)

Code	Issuer	Name of issue	Issue prices (HK\$)	Strike price (HKD) / Strike level per 10 units	Call price (HKD) / Call level per 10 units	Expiry date	No. of issue (units)	Listing date
64461	SGA Societe Generale Acceptance N.V.	HSI R Bull CBBC Mar16 W	0.2500	23,608 per 10,000 units	23,708 per 10,000 units	2016/03/30	200,000,000	2015/07/17
64470	SGA Societe Generale Acceptance N.V.	HSI R Bull CBBC Mar16 X	0.2500	24,008 per 10,000 units	24,108 per 10,000 units	2016/03/30	200,000,000	2015/07/17
64825	SGA Societe Generale Acceptance N.V.	HSI R Bull CBBC Mar16 Y	0.2500	24,408 per 10,000 units	24,508 per 10,000 units	2016/03/30	200,000,000	2015/07/17
64488	SGA Societe Generale Acceptance N.V.	HSI R Bear CBBC Feb16 K	0.2500	24,788 per 10,000 units	24,688 per 10,000 units	2016/02/26	200,000,000	2015/07/17
64489	SGA Societe Generale Acceptance N.V.	HSI R Bear CBBC Feb16 L	0.2500	25,188 per 10,000 units	25,088 per 10,000 units	2016/02/26	200,000,000	2015/07/17
64651	UBS AG	HSI R Bull CBBC Feb 2016 L	0.2500	24,500 per 10,000 units	24,700 per 10,000 units	2016/02/26	200,000,000	2015/07/17
64680	UBS AG	HSI R Bull CBBC Feb 2016 Q	0.2500	23,700 per 10,000 units	23,900 per 10,000 units	2016/02/26	200,000,000	2015/07/17
64664	UBS AG	HSI R Bull CBBC Mar 2016 U	0.2500	24,150 per 10,000 units	24,350 per 10,000 units	2016/03/30	200,000,000	2015/07/17
64629	UBS AG	HSI R Bull CBBC Mar 2016 V	0.2500	24,660 per 12,000 units	24,910 per 12,000 units	2016/03/30	200,000,000	2015/07/17
64659	UBS AG	HSI R Bull CBBC Mar 2016 W	0.2500	24,350 per 10,000 units	24,550 per 10,000 units	2016/03/30	200,000,000	2015/07/17
64673	UBS AG	HSI R Bull CBBC Mar 2016 X	0.2500	23,800 per 12,000 units	24,050 per 12,000 units	2016/03/30	200,000,000	2015/07/17
64682	UBS AG	HSI R Bull CBBC Apr 2016 I	0.2500	23,500 per 10,000 units	23,700 per 10,000 units	2016/04/28	200,000,000	2015/07/17
64687	UBS AG	HSI R Bull CBBC May 2016 F	0.2500	23,150 per 10,000 units	23,350 per 10,000 units	2016/05/30	200,000,000	2015/07/17
64693	UBS AG	HSI R Bull CBBC Jun 2016 I	0.2500	22,950 per 10,000 units	23,150 per 10,000 units	2016/06/29	200,000,000	2015/07/17
64607	UBS AG	HSI R Bear CBBC Dec 2015 W	0.2500	24,593 per 10,000 units	24,393 per 10,000 units	2015/12/30	200,000,000	2015/07/17
64628	UBS AG	HSI R Bear CBBC Dec 2015 X	0.2500	25,150 per 10,000 units	24,950 per 10,000 units	2015/12/30	200,000,000	2015/07/17
64611	UBS AG	HSI R Bear CBBC Jan 2016 Q	0.2500	24,750 per 12,000 units	24,500 per 12,000 units	2016/01/28	200,000,000	2015/07/17
64612	UBS AG	HSI R Bear CBBC Jan 2016 R	0.2500	24,850 per 10,000 units	24,650 per 10,000 units	2016/01/28	200,000,000	2015/07/17
64621	UBS AG	HSI R Bear CBBC Jan 2016 S	0.2500	25,050 per 12,000 units	24,800 per 12,000 units	2016/01/28	200,000,000	2015/07/17
65047	BNP Paribas Arbit Issu B.V.	HSCEI R Bull CBBC Nov 2015 N	0.2500	11,400 per 10,000 units	11,600 per 10,000 units	2015/11/27	100,000,000	2015/07/20
65023	BNP Paribas Arbit Issu B.V.	HSI R Bull CBBC Jan 2016 S	0.2500	23,100 per 10,000 units	23,300 per 10,000 units	2016/01/28	250,000,000	2015/07/20
65025	BNP Paribas Arbit Issu B.V.	HSI R Bull CBBC Feb 2016 K	0.2500	24,600 per 10,000 units	24,800 per 10,000 units	2016/02/26	250,000,000	2015/07/20
65041	BNP Paribas Arbit Issu B.V.	HSI R Bull CBBC Feb 2016 L	0.2500	24,800 per 10,000 units	25,000 per 10,000 units	2016/02/26	250,000,000	2015/07/20
65043	BNP Paribas Arbit Issu B.V.	HSI R Bull CBBC Feb 2016 M	0.2500	25,000 per 10,000 units	25,200 per 10,000 units	2016/02/26	250,000,000	2015/07/20
64946	Credit Suisse AG	HSCEI R Bull CBBC Mar 2016 C	0.2500	11,800 per 10,000 units	12,000 per 10,000 units	2016/03/30	108,000,000	2015/07/20
64948	Credit Suisse AG	HSCEI R Bull CBBC Mar 2016 D	0.2500	11,100 per 10,000 units	11,300 per 10,000 units	2016/03/30	108,000,000	2015/07/20
64949	Credit Suisse AG	HSCEI R Bear CBBC Dec 2015 B	0.2500	13,500 per 10,000 units	13,300 per 10,000 units	2015/12/30	108,000,000	2015/07/20
64952	Credit Suisse AG	HSCEI R Bear CBBC Dec 2015 C	0.2500	12,800 per 10,000 units	12,600 per 10,000 units	2015/12/30	108,000,000	2015/07/20
64957	Credit Suisse AG	HSI R Bull CBBC Mar 2016 A	0.2500	24,500 per 10,000 units	24,700 per 10,000 units	2016/03/30	200,000,000	2015/07/20
64953	Credit Suisse AG	HSI R Bull CBBC Apr 2016 N	0.2500	24,100 per 10,000 units	24,300 per 10,000 units	2016/04/28	200,000,000	2015/07/20
64956	Credit Suisse AG	HSI R Bull CBBC Apr 2016 O	0.2500	24,300 per 10,000 units	24,500 per 10,000 units	2016/04/28	200,000,000	2015/07/20
64959	Credit Suisse AG	HSI R Bull CBBC Apr 2016 P	0.2500	24,650 per 10,000 units	24,850 per 10,000 units	2016/04/28	200,000,000	2015/07/20
64965	Credit Suisse AG	HSI R Bull CBBC Apr 2016 Q	0.2500	24,850 per 10,000 units	25,050 per 10,000 units	2016/04/28	200,000,000	2015/07/20
64973	Credit Suisse AG	HSI R Bull CBBC Apr 2016 R	0.2500	24,984 per 12,000 units	25,224 per 12,000 units	2016/04/28	200,000,000	2015/07/20
64913	Credit Suisse AG	HSI R Bear CBBC Jan 2016 V	0.2500	25,300 per 10,000 units	25,100 per 10,000 units	2016/01/28	200,000,000	2015/07/20
64915	Credit Suisse AG	HSI R Bear CBBC Jan 2016 W	0.2500	25,650 per 10,000 units	25,450 per 10,000 units	2016/01/28	200,000,000	2015/07/20
64906	Credit Suisse AG	HSI R Bear CBBC Feb 2016 M	0.2500	25,152 per 12,000 units	24,902 per 12,000 units	2016/02/26	200,000,000	2015/07/20
64914	Credit Suisse AG	HSI R Bear CBBC Feb 2016 N	0.2500	25,450 per 10,000 units	25,250 per 10,000 units	2016/02/26	200,000,000	2015/07/20
64919	Credit Suisse AG	HSI R Bear CBBC Feb 2016 O	0.2500	26,000 per 10,000 units	25,800 per 10,000 units	2016/02/26	200,000,000	2015/07/20
64878	HK Bank	AIA R Bull CBBC Sep 2016 A	0.5000	45.0800	46.0800	2016/09/26	60,000,000	2015/07/20
64875	HK Bank	BOCL R Bull CBBC Sep 2016 B	0.2500	3.9300	4.0800	2016/09/12	100,000,000	2015/07/20
64870	HK Bank	CITIC Sec R Bull CBBC Sep 2016 A	0.7000	17.3800	19.3800	2016/09/26	60,000,000	2015/07/20
64872	HK Bank	Minsheng Bank R Bull CBBC Oct 2016 C	0.2500	7.9300	8.1800	2016/10/04	60,000,000	2015/07/20

Newly listed callable bull/bear contracts (continued)

Code	Issuer	Name of issue	Issue prices (HK\$)	Strike price (HKD) / Strike level per 10 units	Call price (HKD) / Call level per 10 units	Expiry date	No. of issue (units)	Listing date
64876	HK Bank	CNOOC R Bull CBBC Jul 2016 B	0.2500	9.0800	9.5800	2016/07/25	60,000,000	2015/07/20
64852	HK Bank	CSOP A50 ETF R Bull CBBC Apr 2016 G	0.2500	15.0800	15.2800	2016/04/25	200,000,000	2015/07/20
64869	HK Bank	A50 R Bull CBBC Apr 2016 I	0.2500	13.2800	13.4800	2016/04/25	200,000,000	2015/07/20
64851	HK Bank	HSI R Bull CBBC Sep 2016 H	0.2500	23,378 per 20,000 units	23,628 per 20,000 units	2016/09/29	400,000,000	2015/07/20
64877	HK Bank	Lenovo R Bull CBBC Sep 2016 C	0.2500	8.2800	8.7800	2016/09/26	60,000,000	2015/07/20
64889	HK Bank	Ping An R Bull CBBC Oct 2016 C	0.2500	89.38 per 100 units	91.88 per 100 units	2016/10/17	188,000,000	2015/07/20
65001	J P Morgan SP BV	HSI R Bull CBBC May 2016 G	0.2500	25,024 per 10,000 units	25,224 per 10,000 units	2016/05/30	200,000,000	2015/07/20
65005	J P Morgan SP BV	HSI R Bull CBBC Jun 2016 F	0.2500	24,600 per 10,000 units	24,800 per 10,000 units	2016/06/29	200,000,000	2015/07/20
65006	J P Morgan SP BV	HSI R Bull CBBC Jul 2016 D	0.2500	24,200 per 10,000 units	24,400 per 10,000 units	2016/07/28	200,000,000	2015/07/20
64943	J P Morgan SP BV	HSI R Bear CBBC Nov 2015 V	0.2500	25,188 per 10,000 units	24,988 per 10,000 units	2015/11/27	200,000,000	2015/07/20
64944	J P Morgan SP BV	HSI R Bear CBBC Dec 2015 N	0.2500	25,588 per 10,000 units	25,388 per 10,000 units	2015/12/30	200,000,000	2015/07/20
65007	J P Morgan SP BV	HSI R Bear CBBC Jan 2016 I	0.2500	25,988 per 10,000 units	25,788 per 10,000 units	2016/01/28	200,000,000	2015/07/20
64890	Standard Chartered Bank	HSI R Bull CBBC Nov 2015 J	0.2500	24,580 per 10,000 units	24,880 per 10,000 units	2015/11/27	100,000,000	2015/07/20
64891	Standard Chartered Bank	HSI R Bull CBBC Nov 2015 K	0.2500	23,680 per 20,000 units	23,980 per 20,000 units	2015/11/27	150,000,000	2015/07/20
64896	Standard Chartered Bank	HSI R Bear CBBC Nov 2015 I	0.2500	25,480 per 20,000 units	25,180 per 20,000 units	2015/11/27	150,000,000	2015/07/20
64898	Standard Chartered Bank	HSI R Bear CBBC Nov 2015 J	0.2500	25,780 per 10,000 units	25,480 per 10,000 units	2015/11/27	100,000,000	2015/07/20
64937	SGA Societe Generale Acceptance N.V.	HKEx R Bull CBBC Feb16E	0.2500	215.88 per 100 units	220.88 per 100 units	2016/02/26	200,000,000	2015/07/20
64922	SGA Societe Generale Acceptance N.V.	HKEx R Bull CBBC Mar16D	0.3300	205.88 per 100 units	210.88 per 100 units	2016/03/30	200,000,000	2015/07/20
64920	SGA Societe Generale Acceptance N.V.	HKEx R Bull CBBC Apr16A	0.4300	195.88 per 100 units	200.88 per 100 units	2016/04/28	200,000,000	2015/07/20
64923	SGA Societe Generale Acceptance N.V.	HKEx R Bear CBBC Nov15D	0.4700	283.88 per 100 units	278.88 per 100 units	2015/11/27	200,000,000	2015/07/20
64924	SGA Societe Generale Acceptance N.V.	HKEx R Bear CBBC Dec15B	0.6700	303.88 per 100 units	298.88 per 100 units	2015/12/30	200,000,000	2015/07/20
64899	SGA Societe Generale Acceptance NV	HSCEI R Bull CBBC Jan16L	0.2500	11,408 per 10,000 units	11,608 per 10,000 units	2016/01/28	200,000,000	2015/07/20
64902	SGA Societe Generale Acceptance N.V.	HSI R Bull CBBC Feb16 G	0.2500	24,608 per 10,000 units	24,708 per 10,000 units	2016/02/26	200,000,000	2015/07/20
64904	SGA Societe Generale Acceptance N.V.	HSI R Bull CBBC Feb16 H	0.2500	24,808 per 10,000 units	24,908 per 10,000 units	2016/02/26	200,000,000	2015/07/20
65000	UBS AG	HSCEI R Bull CBBC Apr 2016 B	0.2500	11,800 per 10,000 units	12,000 per 10,000 units	2016/04/28	200,000,000	2015/07/20
64974	UBS AG	HSI R Bull CBBC May 2016 G	0.2500	24,974 per 12,000 units	25,224 per 12,000 units	2016/05/30	200,000,000	2015/07/20
64985	UBS AG	HSI R Bull CBBC May 2016 H	0.2500	24,900 per 10,000 units	25,150 per 10,000 units	2016/05/30	200,000,000	2015/07/20
64995	UBS AG	HSI R Bull CBBC May 2016 I	0.2500	24,600 per 10,000 units	24,850 per 10,000 units	2016/05/30	200,000,000	2015/07/20
64998	UBS AG	HSI R Bull CBBC May 2016 J	0.2500	24,300 per 10,000 units	24,500 per 10,000 units	2016/05/30	200,000,000	2015/07/20
64992	UBS AG	HSI R Bull CBBC Jun 2016 J	0.2500	24,800 per 10,000 units	25,000 per 10,000 units	2016/06/29	200,000,000	2015/07/20
64996	UBS AG	HSI R Bull CBBC Jun 2016 K	0.2500	24,400 per 10,000 units	24,650 per 10,000 units	2016/06/29	200,000,000	2015/07/20
64939	UBS AG	HSI R Bear CBBC Jan 2016 T	0.2500	25,102 per 10,000 units	24,902 per 10,000 units	2016/01/28	200,000,000	2015/07/20
64940	UBS AG	HSI R Bear CBBC Jan 2016 U	0.2500	25,388 per 15,000 units	25,138 per 15,000 units	2016/01/28	200,000,000	2015/07/20
64941	UBS AG	HSI R Bear CBBC Jan 2016 V	0.2500	25,450 per 10,000 units	25,250 per 10,000 units	2016/01/28	200,000,000	2015/07/20
62030*	HK Bank	HSI R Bull CBBC Sep 2016 B	0.0520	24,198 per 15,000 units	24,398 per 15,000 units	2016/09/29	200,000,000	2015/07/20
65299	BNP Paribas Arbit Issu B.V.	HSI R Bull CBBC Dec 2016 A	0.2500	22,900 per 10,000 units	23,100 per 10,000 units	2016/12/29	250,000,000	2015/07/21
65303	BNP Paribas Arbit Issu B.V.	HSI R Bull CBBC Dec 2016 B	0.2500	24,700 per 10,000 units	24,900 per 10,000 units	2016/12/29	250,000,000	2015/07/21
65304	BNP Paribas Arbit Issu B.V.	TCH R Bull CBBC Dec 2015 F	0.2500	139 per 100 units	142 per 100 units	2015/12/31	50,000,000	2015/07/21
65222	Credit Suisse AG	HSCEI R Bull CBBC Feb 2016 C	0.2500	11,600 per 10,000 units	11,800 per 10,000 units	2016/02/26	108,000,000	2015/07/21
65225	Credit Suisse AG	HSCEI R Bull CBBC Feb 2016 D	0.2500	10,050 per 10,000 units	10,250 per 10,000 units	2016/02/26	108,000,000	2015/07/21
65228	Credit Suisse AG	HSCEI R Bear CBBC Dec 2015 D	0.2500	12,300 per 10,000 units	12,100 per 10,000 units	2015/12/30	108,000,000	2015/07/21
65185	Credit Suisse AG	HSI R Bull CBBC Feb 2016 E	0.2500	25,000 per 10,000 units	25,200 per 10,000 units	2016/02/26	200,000,000	2015/07/21
65199	Credit Suisse AG	HSI R Bull CBBC Feb 2016 F	0.2500	24,800 per 10,000 units	25,000 per 10,000 units	2016/02/26	200,000,000	2015/07/21

Newly listed callable bull/bear contracts (continued)

Code	Issuer	Name of issue	Issue prices (HK\$)	Strike price (HKD) / Strike level per 10 units	Call price (HKD) / Call level per 10 units	Expiry date	No. of issue (units)	Listing date
65211	Credit Suisse AG	HSI R Bull CBBC Feb 2016 G	0.2500	24,600 per 10,000 units	24,800 per 10,000 units	2016/02/26	200,000,000	2015/07/21
65217	Credit Suisse AG	HSI R Bull CBBC Feb 2016 Z	0.2500	24,150 per 10,000 units	24,350 per 10,000 units	2016/02/26	200,000,000	2015/07/21
65262	Credit Suisse AG	HSI R Bear CBBC Dec 2015 K	0.2500	25,329 per 12,000 units	25,079 per 12,000 units	2015/12/30	200,000,000	2015/07/21
65241	Credit Suisse AG	HSI R Bear CBBC Dec 2015 M	0.2500	25,725 per 10,000 units	25,525 per 10,000 units	2015/12/30	200,000,000	2015/07/21
65242	Credit Suisse AG	HSI R Bear CBBC Dec 2015 N	0.2500	25,350 per 10,000 units	25,150 per 10,000 units	2015/12/30	200,000,000	2015/07/21
65251	Bank of East Asia	CC Bank R Bull CBBC Jul 2016 A	0.2500	5.8000	5.9800	2016/07/19	60,000,000	2015/07/21
65246	Bank of East Asia	CSOP A50 ETF R Bull CBBC May 2016 B	0.2500	13.2000	13.5000	2016/05/12	60,000,000	2015/07/21
65245	Bank of East Asia	HKEx R Bull CBBC Jun 2016 A	0.4000	200 per 100 units	208 per 100 units	2016/06/24	40,000,000	2015/07/21
65243	Bank of East Asia	HS H-SH ETF R Bull CBBC May 2016 C	0.2500	107.80 per 100 units	110.80 per 100 units	2016/05/24	40,000,000	2015/07/21
65248	Bank of East Asia	Ping An R Bull CBBC May 2016 D	0.2500	82.80 per 100 units	85.80 per 100 units	2016/05/27	40,000,000	2015/07/21
65071	HK Bank	China Mobile R Bull CBBC Oct 2016 C	0.2500	89.68 per 100 units	91.68 per 100 units	2016/10/19	120,000,000	2015/07/21
65091	HK Bank	China Life R Bull CBBC Jul 2016 B	0.5000	27.4800	28.0800	2016/07/25	60,000,000	2015/07/21
65086	HK Bank	CSOP A50 ETF R Bull CBBC May 2016 E	0.2500	14.6800	14.8800	2016/05/09	200,000,000	2015/07/21
65088	HK Bank	CSOP A50 ETF R Bull CBBC May 2016 F	0.2500	14.2800	14.4800	2016/05/23	200,000,000	2015/07/21
65090	HK Bank	A50 R Bull CBBC May 2016 E	0.2500	12.8800	13.0800	2016/05/09	200,000,000	2015/07/21
65056	HK Bank	HSCEI R Bull CBBC Jul 2016 D	0.2500	11,488 per 10,000 units	11,688 per 10,000 units	2016/07/28	100,000,000	2015/07/21
65068	HK Bank	HSI R Bull CBBC Jul 2016 I	0.2500	24,748 per 20,000 units	24,998 per 20,000 units	2016/07/28	400,000,000	2015/07/21
65057	HK Bank	HSI R Bull CBBC Aug 2016 F	0.2500	22,098 per 15,000 units	22,298 per 15,000 units	2016/08/30	150,000,000	2015/07/21
65093	HK Bank	Ping An R Bull CBBC Nov 2016 B	0.2500	87.38 per 100 units	89.88 per 100 units	2016/11/07	188,000,000	2015/07/21
65259	J P Morgan SP BV	HSCEI R Bull CBBC Jul 2016 C	0.2500	11,600 per 10,000 units	11,800 per 10,000 units	2016/07/28	100,000,000	2015/07/21
65252	J P Morgan SP BV	HSI R Bull CBBC Apr 2016 N	0.2500	24,800 per 10,000 units	25,000 per 10,000 units	2016/04/28	200,000,000	2015/07/21
65253	J P Morgan SP BV	HSI R Bull CBBC Jun 2016 G	0.2500	24,400 per 10,000 units	24,600 per 10,000 units	2016/06/29	200,000,000	2015/07/21
65257	J P Morgan SP BV	HSI R Bear CBBC Nov 2015 W	0.2500	25,300 per 10,000 units	25,100 per 10,000 units	2015/11/27	200,000,000	2015/07/21
65315	J P Morgan SP BV	HSI R Bear CBBC Dec 2015 O	0.2500	25,688 per 10,000 units	25,488 per 10,000 units	2015/12/30	200,000,000	2015/07/21
65111	Standard Chartered Bank	HSCEI R Bear CBBC Nov 2015 B	0.2500	13,080 per 10,000 units	12,880 per 10,000 units	2015/11/27	100,000,000	2015/07/21
65098	Standard Chartered Bank	HSI R Bull CBBC Nov 2015 L	0.2500	24,780 per 10,000 units	25,080 per 10,000 units	2015/11/27	100,000,000	2015/07/21
65100	Standard Chartered Bank	HSI R Bull CBBC Nov 2015 M	0.2500	23,980 per 10,000 units	24,280 per 10,000 units	2015/11/27	100,000,000	2015/07/21
65107	Standard Chartered Bank	HSI R Bear CBBC Nov 2015 K	0.2500	26,280 per 20,000 units	25,980 per 20,000 units	2015/11/27	150,000,000	2015/07/21
65183	SGA Societe Generale Acceptance N.V.	BOCL R Bull CBBC Mar16A	0.2500	3.9300	4.0800	2016/03/30	100,000,000	2015/07/21
65176	SGA Societe Generale Acceptance N.V.	BOCL R Bull CBBC Aug16A	0.2500	3.3300	3.4800	2016/08/30	100,000,000	2015/07/21
65113	SGA Societe Generale Acceptance N.V.	CSA50 R Bull CBBC Jan16F	0.3400	11.8800	12.0800	2016/01/28	100,000,000	2015/07/21
65119	SGA Societe Generale Acceptance N.V.	CSA50 R Bull CBBC Jan16G	0.2500	13.4800	13.6800	2016/01/28	100,000,000	2015/07/21
65118	SGA Societe Generale Acceptance N.V.	CSA50 R Bull CBBC Feb16F	0.2500	13.0800	13.2800	2016/02/26	100,000,000	2015/07/21
65117	SGA Societe Generale Acceptance N.V.	CSA50 R Bull CBBC Mar16D	0.2600	12.6800	12.8800	2016/03/30	100,000,000	2015/07/21
65127	SGA Societe Generale Acceptance N.V.	A50 R Bull CBBC Jan16 E	0.2500	12.4800	12.6800	2016/01/28	100,000,000	2015/07/21
65126	SGA Societe Generale Acceptance N.V.	A50 R Bull CBBC Feb16 F	0.2500	12.0800	12.2800	2016/02/26	100,000,000	2015/07/21
65125	SGA Societe Generale Acceptance N.V.	A50 R Bull CBBC Mar16 C	0.2500	11.6800	11.8800	2016/03/30	100,000,000	2015/07/21
65128	SGA Societe Generale Acceptance N.V.	A50 R Bear CBBC Dec15A	0.2500	14.5800	14.3800	2015/12/30	100,000,000	2015/07/21
65132	SGA Societe Generale Acceptance N.V.	HSI R Bull CBBC Mar16 Z	0.2500	24,908 per 10,000 units	25,008 per 10,000 units	2016/03/30	200,000,000	2015/07/21
65136	SGA Societe Generale Acceptance N.V.	HSI R Bear CBBC Jan16 W	0.2500	25,288 per 10,000 units	25,188 per 10,000 units	2016/01/28	200,000,000	2015/07/21
65163	SGA Societe Generale Acceptance N.V.	ICBC R Bull CBBC Jul16A	0.2500	5.1300	5.2800	2016/07/28	100,000,000	2015/07/21
65168	SGA Societe Generale Acceptance NV	PingAn R Bull CBBC Mar16B	0.2500	78.88 per 100 units	81.88 per 100 units	2016/03/30	200,000,000	2015/07/21
65175	SGA Societe Generale Acceptance NV	PingAn R Bull CBBC Apr16A	0.2500	82.88 per 100 units	85.88 per 100 units	2016/04/28	200,000,000	2015/07/21

Newly listed callable bull/bear contracts (continued)

Code	Issuer	Name of issue	Issue prices (HK\$)	Strike price (HKD) / Strike level per 10 units	Call price (HKD) / Call level per 10 units	Expiry date	No. of issue (units)	Listing date
65149	SGA Societe Generale Acceptance N.V.	TCH R Bull CBBC Feb16A	0.3200	120.88 per 100 units	122.88 per 100 units	2016/02/26	200,000,000	2015/07/21
65159	SGA Societe Generale Acceptance N.V.	TCH R Bull CBBC Mar16A	0.2500	136.88 per 100 units	138.88 per 100 units	2016/03/30	200,000,000	2015/07/21
65158	SGA Societe Generale Acceptance N.V.	TCH R Bull CBBC Apr16A	0.2500	132.88 per 100 units	134.88 per 100 units	2016/04/28	200,000,000	2015/07/21
65162	SGA Societe Generale Acceptance N.V.	TCH R Bear CBBC Feb16A	0.2500	162.88 per 100 units	160.88 per 100 units	2016/02/26	200,000,000	2015/07/21
65283	UBS AG	HSCEI R Bull CBBC Feb 2016 L	0.2500	11,600 per 10,000 units	11,800 per 10,000 units	2016/02/26	200,000,000	2015/07/21
65287	UBS AG	HSCEI R Bear CBBC Nov 2015 O	0.2500	12,200 per 10,000 units	12,000 per 10,000 units	2015/11/27	200,000,000	2015/07/21
65276	UBS AG	HSI R Bull CBBC Apr 2016 J	0.2500	24,850 per 10,000 units	25,050 per 10,000 units	2016/04/28	200,000,000	2015/07/21
65281	UBS AG	HSI R Bull CBBC Apr 2016 K	0.2500	24,700 per 10,000 units	24,900 per 10,000 units	2016/04/28	200,000,000	2015/07/21
65265	UBS AG	HSI R Bull CBBC Jun 2016 L	0.2500	25,000 per 10,000 units	25,200 per 10,000 units	2016/06/29	200,000,000	2015/07/21
65286	UBS AG	HSI R Bear CBBC Oct 2015 Y	0.2500	25,450 per 10,000 units	25,200 per 10,000 units	2015/10/29	200,000,000	2015/07/21
65285	UBS AG	HSI R Bear CBBC Jan 2016 W	0.2500	25,329 per 15,000 units	25,079 per 15,000 units	2016/01/28	200,000,000	2015/07/21
65307	UBS AG	Ping An R Bull CBBC Aug 2016 D	0.2500	86 per 100 units	90 per 100 units	2016/08/15	50,000,000	2015/07/21
65392	Credit Suisse AG	CSOP A50 ETF R Bull CBBC Feb 2016 D	0.2500	13.2800	13.5800	2016/02/25	100,000,000	2015/07/22
65402	Credit Suisse AG	CSOP A50 ETF R Bull CBBC Mar 2016 A	0.2500	14.0800	14.3800	2016/03/31	100,000,000	2015/07/22
65404	Credit Suisse AG	CSOP A50 ETF R Bear CBBC Jan 2016 A	0.2500	16.1800	15.8800	2016/01/28	100,000,000	2015/07/22
65407	Credit Suisse AG	A50 China R Bull CBBC Mar 2016 A	0.2500	12.2500	12.5500	2016/03/31	100,000,000	2015/07/22
65409	Credit Suisse AG	A50 China R Bear CBBC Jan 2016 A	0.2500	14.6800	14.3800	2016/01/28	100,000,000	2015/07/22
65411	Credit Suisse AG	A50 China R Bear CBBC Jan 2016 B	0.2500	14.1800	13.8800	2016/01/28	100,000,000	2015/07/22
65412	Credit Suisse AG	HKEx R Bear CBBC Jan 2016 A	0.2500	252 per 100 units	245 per 100 units	2016/01/28	100,000,000	2015/07/22
65364	Credit Suisse AG	HSI R Bull CBBC Mar 2016 B	0.2500	24,880 per 12,000 units	25,120 per 12,000 units	2016/03/30	200,000,000	2015/07/22
65388	Credit Suisse AG	HSI R Bull CBBC Mar 2016 C	0.2500	24,750 per 10,000 units	24,950 per 10,000 units	2016/03/30	200,000,000	2015/07/22
65391	Credit Suisse AG	HSI R Bull CBBC Mar 2016 I	0.2500	23,975 per 12,000 units	24,225 per 12,000 units	2016/03/30	200,000,000	2015/07/22
65418	Credit Suisse AG	HSI R Bear CBBC Jan 2016 X	0.2500	25,279 per 15,000 units	25,019 per 15,000 units	2016/01/28	200,000,000	2015/07/22
65420	Credit Suisse AG	HSI R Bear CBBC Mar 2016 A	0.2500	25,525 per 10,000 units	25,325 per 10,000 units	2016/03/30	200,000,000	2015/07/22
65416	Credit Suisse AG	Ping An R Bull CBBC Mar 2016 A	0.2500	71.50 per 100 units	75.50 per 100 units	2016/03/31	100,000,000	2015/07/22
65414	Credit Suisse AG	TCH R Bull CBBC Mar 2016 A	0.2500	128.30 per 100 units	130.80 per 100 units	2016/03/31	100,000,000	2015/07/22
65325	HK Bank	CSOP A50 ETF R Bear CBBC Aug 2016 A	0.2500	16.3800	16.1800	2016/08/08	40,000,000	2015/07/22
65326	HK Bank	A50 R Bear CBBC Sep 2016 A	0.2500	14.4800	14.2800	2016/09/26	50,000,000	2015/07/22
65319	HK Bank	Galaxy Ent R Bull CBBC Oct 2016 A	0.5000	32.2700	34.2700	2016/10/31	50,000,000	2015/07/22
65321	HK Bank	HKEx R Bull CBBC Jul 2016 H	0.3200	203.88 per 100 units	208.88 per 100 units	2016/07/06	100,000,000	2015/07/22
65320	HK Bank	HKEx R Bull CBBC Oct 2016 C	0.4500	191.88 per 100 units	196.88 per 100 units	2016/10/12	100,000,000	2015/07/22
65324	HK Bank	Ping An R Bull CBBC Dec 2016 A	0.2500	81.38 per 100 units	83.88 per 100 units	2016/12/19	188,000,000	2015/07/22
65317	HK Bank	Sands China R Bull CBBC Aug 2016 A	0.5200	27.6800	29.6800	2016/08/29	50,000,000	2015/07/22
65327	HK Bank	TCH R Bull CBBC Jul 2016 D	0.2500	134.88 per 100 units	136.88 per 100 units	2016/07/18	100,000,000	2015/07/22
65331	HK Bank	TCH R Bull CBBC Jul 2016 E	0.2500	138.88 per 100 units	140.88 per 100 units	2016/07/05	100,000,000	2015/07/22
65336	J P Morgan SP BV	HSI R Bull CBBC Jun 2016 H	0.2500	24,900 per 10,000 units	25,100 per 10,000 units	2016/06/29	200,000,000	2015/07/22
65344	J P Morgan SP BV	HSI R Bull CBBC Jul 2016 E	0.2500	24,488 per 10,000 units	24,688 per 10,000 units	2016/07/28	200,000,000	2015/07/22
65450	J P Morgan SP BV	HSI R Bear CBBC Nov 2015 X	0.2500	25,388 per 10,000 units	25,188 per 10,000 units	2015/11/27	200,000,000	2015/07/22
65452	J P Morgan SP BV	HSI R Bear CBBC Dec 2015 P	0.2500	25,788 per 10,000 units	25,588 per 10,000 units	2015/12/30	200,000,000	2015/07/22
65346	Standard Chartered Bank	HSI R Bull CBBC Nov 2015 N	0.2500	24,680 per 20,000 units	24,980 per 20,000 units	2015/11/27	150,000,000	2015/07/22
65347	Standard Chartered Bank	HSI R Bull CBBC Nov 2015 O	0.2500	24,380 per 10,000 units	24,680 per 10,000 units	2015/11/27	100,000,000	2015/07/22
65345	Standard Chartered Bank	HSI R Bear CBBC Nov 2015 L	0.2500	25,580 per 10,000 units	25,280 per 10,000 units	2015/11/27	100,000,000	2015/07/22
65335	SGA Societe Generale Acceptance N.V.	HSI R Bull CBBC Jan16 K	0.2500	25,008 per 10,000 units	25,108 per 10,000 units	2016/01/28	200,000,000	2015/07/22

Newly listed callable bull/bear contracts (continued)

Code	Issuer	Name of issue	Issue prices (HK\$)	Strike price (HKD) / Strike level per 10 units	Call price (HKD) / Call level per 10 units	Expiry date	No. of issue (units)	Listing date
65332	SGA Societe Generale Acceptance N.V.	HSI R Bull CBBC Apr 16 F	0.2500	24,100 per 20,000 units	24,200 per 20,000 units	2016/04/28	400,000,000	2015/07/22
65446	UBS AG	A50 China R Bull CBBC Feb 2016 E	0.2500	11.8000	12.0000	2016/02/22	50,000,000	2015/07/22
65442	UBS AG	HSCEI R Bear CBBC Oct 2015 S	0.2500	12,000 per 10,000 units	11,800 per 10,000 units	2015/10/29	200,000,000	2015/07/22
65423	UBS AG	HSI R Bull CBBC May 2016 K	0.2500	24,870 per 15,000 units	25,120 per 15,000 units	2016/05/30	200,000,000	2015/07/22
65429	UBS AG	HSI R Bull CBBC May 2016 L	0.2500	24,750 per 10,000 units	24,950 per 10,000 units	2016/05/30	200,000,000	2015/07/22
65430	UBS AG	HSI R Bull CBBC Sep 2016 A	0.3400	18,250 per 20,000 units	18,500 per 20,000 units	2016/09/29	200,000,000	2015/07/22
65440	UBS AG	HSI R Bear CBBC Dec 2015 Y	0.2500	25,350 per 10,000 units	25,150 per 10,000 units	2015/12/30	200,000,000	2015/07/22
65436	UBS AG	HSI R Bear CBBC Jan 2016 X	0.2500	25,269 per 12,000 units	25,019 per 12,000 units	2016/01/28	200,000,000	2015/07/22
65443	UBS AG	TCH R Bull CBBC Sep 2016 B	0.2500	136 per 100 units	140 per 100 units	2016/09/12	50,000,000	2015/07/22
65444	UBS AG	Tencent R Bear CBBC May 2016 A	0.2500	164 per 100 units	160 per 100 units	2016/05/23	50,000,000	2015/07/22
65666	BNP Paribas Arbit Issu B.V.	HSI R Bull CBBC Dec 2016 C	0.2500	24,900 per 10,000 units	25,100 per 10,000 units	2016/12/29	250,000,000	2015/07/23
65670	BNP Paribas Arbit Issu B.V.	HSI R Bear CBBC Oct 2015 E	0.2500	25,400 per 10,000 units	25,200 per 10,000 units	2015/10/29	200,000,000	2015/07/23
65531	Credit Suisse AG	China Mobile R Bull CBBC Feb 2016 B	0.2500	91.30 per 100 units	93.30 per 100 units	2016/02/26	70,000,000	2015/07/23
65530	Credit Suisse AG	China Mobile R Bull CBBC Mar 2016 A	0.2500	87.90 per 100 units	89.90 per 100 units	2016/03/31	70,000,000	2015/07/23
65540	Credit Suisse AG	HS H-SH ETF R Bull CBBC Mar 2016 A	0.2500	109.20 per 100 units	112.20 per 100 units	2016/03/31	60,000,000	2015/07/23
65639	Credit Suisse AG	HSI R Bull CBBC May 2016 G	0.2500	24,700 per 10,000 units	24,900 per 10,000 units	2016/05/30	200,000,000	2015/07/23
65662	Credit Suisse AG	HSI R Bull CBBC May 2016 H	0.2500	24,962 per 10,000 units	25,162 per 10,000 units	2016/05/30	200,000,000	2015/07/23
65543	Credit Suisse AG	HSI R Bear CBBC Nov 2015 M	0.2500	25,256 per 10,000 units	25,056 per 10,000 units	2015/11/27	200,000,000	2015/07/23
65547	Credit Suisse AG	HSI R Bear CBBC Nov 2015 O	0.2500	25,625 per 10,000 units	25,425 per 10,000 units	2015/11/27	200,000,000	2015/07/23
65533	Credit Suisse AG	Ping An R Bull CBBC Mar 2016 B	0.2500	87.10 per 100 units	90.10 per 100 units	2016/03/31	100,000,000	2015/07/23
65536	Credit Suisse AG	Ping An R Bull CBBC Mar 2016 C	0.2500	80.30 per 100 units	83.30 per 100 units	2016/03/31	100,000,000	2015/07/23
65467	HK Bank	China Mobile R Bear CBBC Jul 2016 B	0.2500	104.88 per 100 units	102.88 per 100 units	2016/07/05	60,000,000	2015/07/23
65528	HK Bank	COVS R Bull CBBC Sep 2016 A	0.3000	22.7800	23.3800	2016/09/30	50,000,000	2015/07/23
65527	HK Bank	COVS R Bull CBBC Oct 2016 A	0.5000	20.7800	21.3800	2016/10/31	50,000,000	2015/07/23
65464	HK Bank	CITIC Sec R Bull CBBC Aug 2016 C	0.5600	16.8800	18.8800	2016/08/15	60,000,000	2015/07/23
65483	HK Bank	CNOOC R Bear CBBC Jul 2016 A	0.2500	12.1800	11.6800	2016/07/25	40,000,000	2015/07/23
65478	HK Bank	Sinopec Corp R Bear CBBC Jul 2016 B	0.2500	7.2800	6.9800	2016/07/25	40,000,000	2015/07/23
65454	HK Bank	CSOP A50 ETF R Bull CBBC Apr 2016 H	0.2500	12.8800	13.0800	2016/04/06	200,000,000	2015/07/23
65455	HK Bank	CSOP A50 ETF R Bull CBBC Apr 2016 I	0.2500	13.6800	13.8800	2016/04/11	200,000,000	2015/07/23
65459	HK Bank	A50 R Bull CBBC Apr 2016 J	0.2500	11.4800	11.6800	2016/04/06	200,000,000	2015/07/23
65460	HK Bank	A50 R Bull CBBC Apr 2016 K	0.2500	12.2800	12.4800	2016/04/11	200,000,000	2015/07/23
65489	HK Bank	HSCEI R Bull CBBC Oct 2016 B	0.2500	10,388 per 10,000 units	10,588 per 10,000 units	2016/10/28	100,000,000	2015/07/23
65491	HK Bank	HSI R Bull CBBC Oct 2016 D	0.2500	23,098 per 15,000 units	23,298 per 15,000 units	2016/10/28	150,000,000	2015/07/23
65500	HK Bank	HSI R Bull CBBC Nov 2016 D	0.2500	22,498 per 15,000 units	22,698 per 15,000 units	2016/11/29	150,000,000	2015/07/23
65503	HK Bank	HSI R Bull CBBC Dec 2016 D	0.2500	23,678 per 15,000 units	23,928 per 15,000 units	2016/12/29	150,000,000	2015/07/23
65525	HK Bank	HSI R Bear CBBC Mar 2016 X	0.2500	25,388 per 15,000 units	25,188 per 15,000 units	2016/03/30	100,000,000	2015/07/23
65526	HK Bank	HSI R Bear CBBC Mar 2016 Y	0.2500	25,988 per 15,000 units	25,788 per 15,000 units	2016/03/30	100,000,000	2015/07/23
65481	HK Bank	PetCh R Bear CBBC Jul 2016 A	0.2500	9.2800	8.8800	2016/07/25	40,000,000	2015/07/23
65678	J P Morgan SP BV	HSI R Bull CBBC Mar 2016 L	0.2500	24,788 per 10,000 units	24,988 per 10,000 units	2016/03/30	200,000,000	2015/07/23
65679	J P Morgan SP BV	HSI R Bull CBBC Apr 2016 O	0.2500	24,388 per 10,000 units	24,588 per 10,000 units	2016/04/28	200,000,000	2015/07/23
65672	J P Morgan SP BV	HSI R Bear CBBC Nov 2015 Y	0.2500	25,488 per 10,000 units	25,288 per 10,000 units	2015/11/27	200,000,000	2015/07/23
65676	J P Morgan SP BV	HSI R Bear CBBC Dec 2015 Q	0.2500	25,888 per 10,000 units	25,688 per 10,000 units	2015/12/30	200,000,000	2015/07/23
65560	Macquarie Bank Ltd.	HSI R Bull CBBC Oct 2015 D	0.2550	23,500 per 10,000 units	23,700 per 10,000 units	2015/10/29	40,000,000	2015/07/23

Newly listed callable bull/bear contracts (continued)

Code	Issuer	Name of issue	Issue prices (HK\$)	Strike price (HKD) / Strike level per 10 units	Call price (HKD) / Call level per 10 units	Expiry date	No. of issue (units)	Listing date
65568	Macquarie Bank Ltd.	HSI R Bull CBBC Nov 2015 A	0.2500	24,000 per 10,000 units	24,200 per 10,000 units	2015/11/27	40,000,000	2015/07/23
65549	Standard Chartered Bank	Galaxy Ent R Bull CBBC Jul 2016 A	0.7000	28.8800	31.8800	2016/07/04	50,000,000	2015/07/23
65550	Standard Chartered Bank	HKEx R Bull CBBC Jun 2016 A	0.2500	210.88 per 100 units	218.88 per 100 units	2016/06/27	50,000,000	2015/07/23
65558	Standard Chartered Bank	HSI R Bull CBBC Nov 2015 P	0.2500	24,180 per 10,000 units	24,480 per 10,000 units	2015/11/27	100,000,000	2015/07/23
65559	Standard Chartered Bank	HSI R Bull CBBC Dec 2015 E	0.2500	23,280 per 20,000 units	23,580 per 20,000 units	2015/12/30	150,000,000	2015/07/23
65552	Standard Chartered Bank	HSI R Bear CBBC Dec 2015 B	0.2500	26,680 per 20,000 units	26,380 per 20,000 units	2015/12/30	150,000,000	2015/07/23
65574	UBS AG	China Mobile R Bear CBBC Apr 2016 A	0.2500	112.50 per 100 units	110 per 100 units	2016/04/18	50,000,000	2015/07/23
65625	UBS AG	A50 China R Bull CBBC Mar 2016 B	0.2500	12.3000	12.5000	2016/03/14	50,000,000	2015/07/23
65572	UBS AG	HKEx R Bull CBBC Sep 2016 B	0.2500	216 per 100 units	222 per 100 units	2016/09/19	50,000,000	2015/07/23
65610	UBS AG	HSCEI R Bull CBBC Jun 2016 D	0.2500	11,500 per 10,000 units	11,700 per 10,000 units	2016/06/29	200,000,000	2015/07/23
65637	UBS AG	HSI R Bull CBBC Apr 2016 L	0.2500	24,912 per 12,000 units	25,162 per 12,000 units	2016/04/28	200,000,000	2015/07/23
65599	UBS AG	HSI R Bull CBBC Jun 2016 M	0.2500	23,550 per 10,000 units	23,750 per 10,000 units	2016/06/29	200,000,000	2015/07/23
65638	UBS AG	HSI R Bull CBBC Jul 2016 J	0.2500	24,638 per 12,000 units	24,888 per 12,000 units	2016/07/28	200,000,000	2015/07/23
65609	UBS AG	HSI R Bull CBBC Aug 2016 D	0.3950	17,250 per 20,000 units	17,500 per 20,000 units	2016/08/30	200,000,000	2015/07/23
65598	UBS AG	HSI R Bear CBBC Dec 2015 Z	0.2500	25,256 per 10,000 units	25,056 per 10,000 units	2015/12/30	200,000,000	2015/07/23
65595	UBS AG	Ping An R Bull CBBC Sep 2016 B	0.2500	81.50 per 100 units	85 per 100 units	2016/09/05	50,000,000	2015/07/23
65627	UBS AG	TCH R Bull CBBC Oct 2016 B	0.2500	131 per 100 units	135 per 100 units	2016/10/03	50,000,000	2015/07/23
65636	UBS AG	Tencent R Bear CBBC Jun 2016 A	0.2500	169 per 100 units	165 per 100 units	2016/06/13	50,000,000	2015/07/23
65835	BNP Paribas Arbit Issu B.V.	HSI R Bull CBBC Nov 2016 A	0.2500	25,200 per 10,000 units	25,400 per 10,000 units	2016/11/29	250,000,000	2015/07/24
65831	BNP Paribas Arbit Issu B.V.	HSI R Bull CBBC Dec 2016 D	0.2500	25,100 per 10,000 units	25,300 per 10,000 units	2016/12/29	250,000,000	2015/07/24
65754	BNP Paribas Arbit Issu B.V.	HSI R Bear CBBC Oct 2015 Z	0.2500	25,600 per 10,000 units	25,400 per 10,000 units	2015/10/29	200,000,000	2015/07/24
65746	BNP Paribas Arbit Issu B.V.	HSI R Bear CBBC Nov 2015 W	0.2500	25,500 per 10,000 units	25,300 per 10,000 units	2015/11/27	200,000,000	2015/07/24
65837	BNP Paribas Arbit Issu B.V.	HSI R Bear CBBC Nov 2015 X	0.2500	25,700 per 10,000 units	25,500 per 10,000 units	2015/11/27	200,000,000	2015/07/24
65786	Credit Suisse AG	HKEx R Bull CBBC Jan 2016 C	0.2500	210 per 100 units	217 per 100 units	2016/01/28	100,000,000	2015/07/24
65782	Credit Suisse AG	HKEx R Bull CBBC Feb 2016 E	0.2500	222 per 100 units	229 per 100 units	2016/02/25	100,000,000	2015/07/24
65787	Credit Suisse AG	HSCEI R Bull CBBC Mar 2016 E	0.2500	11,500 per 10,000 units	11,700 per 10,000 units	2016/03/30	108,000,000	2015/07/24
65790	Credit Suisse AG	HSCEI R Bear CBBC Nov 2015 H	0.2500	12,200 per 10,000 units	12,000 per 10,000 units	2015/11/27	108,000,000	2015/07/24
65854	Credit Suisse AG	HSI R Bull CBBC Jun 2016 A	0.2500	24,900 per 10,000 units	25,100 per 10,000 units	2016/06/29	200,000,000	2015/07/24
65855	Credit Suisse AG	HSI R Bull CBBC Jun 2016 B	0.2500	25,100 per 10,000 units	25,300 per 10,000 units	2016/06/29	200,000,000	2015/07/24
65857	Credit Suisse AG	HSI R Bull CBBC Jun 2016 C	0.2500	25,181 per 12,000 units	25,421 per 12,000 units	2016/06/29	200,000,000	2015/07/24
65898	Credit Suisse AG	HSI R Bull CBBC Jun 2016 D	0.2500	24,577 per 10,000 units	24,777 per 10,000 units	2016/06/29	200,000,000	2015/07/24
65849	Credit Suisse AG	HSI R Bear CBBC Jan 2016 J	0.2500	25,700 per 10,000 units	25,500 per 10,000 units	2016/01/28	200,000,000	2015/07/24
65850	Credit Suisse AG	HSI R Bear CBBC Jan 2016 K	0.2500	25,975 per 12,000 units	25,725 per 12,000 units	2016/01/28	200,000,000	2015/07/24
65791	Credit Suisse AG	HSI R Bear CBBC Jan 2016 Y	0.2500	25,413 per 15,000 units	25,163 per 15,000 units	2016/01/28	200,000,000	2015/07/24
65800	Credit Suisse AG	HSI R Bear CBBC Jan 2016 Z	0.2500	25,500 per 10,000 units	25,300 per 10,000 units	2016/01/28	200,000,000	2015/07/24
65684	HK Bank	ABC R Bull CBBC Oct 2016 C	0.2500	2.4800	2.6300	2016/10/31	80,000,000	2015/07/24
65695	HK Bank	BOCL R Bull CBBC Nov 2016 A	0.2500	3.0300	3.1800	2016/11/28	100,000,000	2015/07/24
65681	HK Bank	China Mobile R Bull CBBC Oct 2016 D	0.2500	92.68 per 100 units	94.68 per 100 units	2016/10/12	120,000,000	2015/07/24
65680	HK Bank	Minsheng Bank R Bull CBBC Oct 2016 D	0.2500	7.0300	7.2800	2016/10/18	60,000,000	2015/07/24
65702	HK Bank	CNOOC R Bull CBBC Jul 2016 C	0.2500	8.1800	8.6800	2016/07/25	60,000,000	2015/07/24
65700	HK Bank	Sinopec Corp R Bull CBBC Jul 2016 C	0.2500	5.4300	5.7300	2016/07/25	80,000,000	2015/07/24
65701	HK Bank	Sinopec Corp R Bull CBBC Oct 2016 A	0.2500	5.0300	5.3300	2016/10/31	80,000,000	2015/07/24
65740	HK Bank	A50 R Bull CBBC Aug 2016 B	0.3800	9.5800	9.7800	2016/08/01	200,000,000	2015/07/24

Newly listed callable bull/bear contracts (continued)

Code	Issuer	Name of issue	Issue prices (HK\$)	Strike price (HKD) / Strike level per 10 units	Call price (HKD) / Call level per 10 units	Expiry date	No. of issue (units)	Listing date
65724	HK Bank	HKEx R Bull CBBC Sep 2016 C	0.5000	184.88 per 100 units	187.88 per 100 units	2016/09/26	100,000,000	2015/07/24
65737	HK Bank	HKEx R Bull CBBC Oct 2016 D	0.7700	157.88 per 100 units	160.88 per 100 units	2016/10/31	100,000,000	2015/07/24
65718	HK Bank	HSCEI R Bear CBBC Aug 2016 B	0.2500	13,088 per 10,000 units	12,888 per 10,000 units	2016/08/30	68,000,000	2015/07/24
65719	HK Bank	HSCEI R Bear CBBC Aug 2016 C	0.2500	13,888 per 10,000 units	13,688 per 10,000 units	2016/08/30	68,000,000	2015/07/24
65704	HK Bank	HSI R Bull CBBC Dec 2016 E	0.2500	23,978 per 20,000 units	24,228 per 20,000 units	2016/12/29	400,000,000	2015/07/24
65709	HK Bank	HSI R Bear CBBC Aug 2016 C	0.2500	26,288 per 15,000 units	26,088 per 15,000 units	2016/08/30	100,000,000	2015/07/24
65688	HK Bank	PetCh R Bull CBBC Jul 2016 B	0.2500	6.9300	7.3300	2016/07/25	60,000,000	2015/07/24
65699	HK Bank	PetCh R Bull CBBC Oct 2016 A	0.2500	6.4300	6.8300	2016/10/31	60,000,000	2015/07/24
65685	HK Bank	SHK Ppt R Bull CBBC Dec 2016 A	0.2500	108.18 per 100 units	112.18 per 100 units	2016/12/30	60,000,000	2015/07/24
65899	J P Morgan SP BV	CSOP A50 ETF R Bull CBBC Apr 2016 B	0.2500	13.5800	13.8800	2016/04/15	100,000,000	2015/07/24
65903	J P Morgan SP BV	A50 China R Bull CBBC Apr 2016 A	0.2500	12.9800	13.2800	2016/04/15	100,000,000	2015/07/24
65906	J P Morgan SP BV	HSI R Bull CBBC Mar 2016 M	0.2500	25,200 per 10,000 units	25,400 per 10,000 units	2016/03/30	200,000,000	2015/07/24
65912	J P Morgan SP BV	HSI R Bull CBBC Apr 2016 P	0.2500	24,700 per 10,000 units	24,900 per 10,000 units	2016/04/28	200,000,000	2015/07/24
65915	J P Morgan SP BV	HSI R Bear CBBC Nov 2015 A	0.2500	25,700 per 10,000 units	25,500 per 10,000 units	2015/11/27	200,000,000	2015/07/24
65772	J P Morgan SP BV	HSI R Bear CBBC Nov 2015 Z	0.2500	25,400 per 10,000 units	25,200 per 10,000 units	2015/11/27	200,000,000	2015/07/24
65916	J P Morgan SP BV	HSI R Bear CBBC Feb 2016 I	0.2500	26,088 per 10,000 units	25,888 per 10,000 units	2016/02/26	200,000,000	2015/07/24
65781	Macquarie Bank Ltd.	HSI R Bull CBBC Nov 2015 B	0.2500	24,500 per 10,000 units	24,700 per 10,000 units	2015/11/27	40,000,000	2015/07/24
65838	Standard Chartered Bank	HSI R Bull CBBC Nov 2015 Q	0.2500	25,080 per 20,000 units	25,380 per 20,000 units	2015/11/27	150,000,000	2015/07/24
65765	Standard Chartered Bank	HSI R Bull CBBC Jan 2016 A	0.2500	24,480 per 20,000 units	24,780 per 20,000 units	2016/01/28	150,000,000	2015/07/24
65771	Standard Chartered Bank	HSI R Bull CBBC Feb 2016 A	0.2500	23,780 per 10,000 units	24,080 per 10,000 units	2016/02/26	100,000,000	2015/07/24
65760	Standard Chartered Bank	HSI R Bear CBBC Nov 2015 M	0.2500	26,480 per 20,000 units	26,180 per 20,000 units	2015/11/27	150,000,000	2015/07/24
65829	SGA Societe Generale Acceptance N.V.	HSI R Bull CBBC Jan16 L	0.2500	25,308 per 10,000 units	25,408 per 10,000 units	2016/01/28	200,000,000	2015/07/24
65828	SGA Societe Generale Acceptance N.V.	HSI R Bull CBBC Mar16 A	0.2500	25,108 per 10,000 units	25,208 per 10,000 units	2016/03/30	200,000,000	2015/07/24
65744	SGA Societe Generale Acceptance N.V.	HSI R Bear CBBC Jan16 X	0.2500	25,488 per 10,000 units	25,388 per 10,000 units	2016/01/28	200,000,000	2015/07/24
65871	UBS AG	CSOP A50 ETF R Bull CBBC Mar 2016 A	0.2500	13.7000	14.0000	2016/03/21	50,000,000	2015/07/24
65866	UBS AG	HSBC R Bull CBBC Nov 2016 A	0.2500	62.20 per 100 units	65 per 100 units	2016/11/21	50,000,000	2015/07/24
65875	UBS AG	HSI R Bull CBBC May 2016 M	0.2500	25,171 per 12,000 units	25,421 per 12,000 units	2016/05/30	200,000,000	2015/07/24
65885	UBS AG	HSI R Bull CBBC May 2016 N	0.2500	24,900 per 10,000 units	25,100 per 10,000 units	2016/05/30	200,000,000	2015/07/24
65877	UBS AG	HSI R Bull CBBC Jun 2016 N	0.2500	25,150 per 10,000 units	25,350 per 10,000 units	2016/06/29	200,000,000	2015/07/24
65874	UBS AG	HSI R Bull CBBC Sep 2016 B	0.4500	16,250 per 20,000 units	16,500 per 20,000 units	2016/09/29	200,000,000	2015/07/24
65864	UBS AG	HSI R Bear CBBC Nov 2015 L	0.2500	25,650 per 10,000 units	25,450 per 10,000 units	2015/11/27	200,000,000	2015/07/24
65858	UBS AG	HSI R Bear CBBC Dec 2015 H	0.2500	25,413 per 12,000 units	25,163 per 12,000 units	2015/12/30	200,000,000	2015/07/24
65861	UBS AG	HSI R Bear CBBC Dec 2015 I	0.2500	25,550 per 12,000 units	25,300 per 12,000 units	2015/12/30	200,000,000	2015/07/24
65937	Credit Suisse AG	HSI R Bull CBBC Apr 2016 S	0.2500	25,200 per 10,000 units	25,400 per 10,000 units	2016/04/28	200,000,000	2015/07/27
65938	Credit Suisse AG	HSI R Bull CBBC Apr 2016 T	0.2500	25,050 per 10,000 units	25,250 per 10,000 units	2016/04/28	200,000,000	2015/07/27
65939	Credit Suisse AG	HSI R Bear CBBC Jan 2016 L	0.2500	26,250 per 10,000 units	26,050 per 10,000 units	2016/01/28	200,000,000	2015/07/27
65941	Credit Suisse AG	HSI R Bear CBBC Jan 2016 M	0.2500	26,950 per 10,000 units	26,750 per 10,000 units	2016/01/28	200,000,000	2015/07/27
65958	Credit Suisse AG	HSI R Bear CBBC Jan 2016 N	0.2500	25,625 per 12,000 units	25,375 per 12,000 units	2016/01/28	200,000,000	2015/07/27
65921	HK Bank	CUni R Bull CBBC Sep 2016 A	0.2500	9.0800	10.0800	2016/09/26	50,000,000	2015/07/27
65920	HK Bank	HKEx R Bull CBBC Jul 2016 I	0.2500	224.88 per 100 units	227.88 per 100 units	2016/07/05	100,000,000	2015/07/27
65918	HK Bank	HSI R Bull CBBC Jun 2016 L	0.2500	25,098 per 15,000 units	25,298 per 15,000 units	2016/06/29	150,000,000	2015/07/27
65917	HK Bank	HSI R Bull CBBC Jul 2016 J	0.2500	24,898 per 15,000 units	25,098 per 15,000 units	2016/07/28	150,000,000	2015/07/27
65919	HK Bank	TCH R Bull CBBC Aug 2016 B	0.2500	146.88 per 100 units	148.88 per 100 units	2016/08/08	100,000,000	2015/07/27

Newly listed callable bull/bear contracts (continued)

Code	Issuer	Name of issue	Issue prices (HK\$)	Strike price (HKD) / Strike level per 10 units	Call price (HKD) / Call level per 10 units	Expiry date	No. of issue (units)	Listing date
66014	J P Morgan SP BV	CSOP A50 ETF R Bull CBBC May 2016 B	0.2500	13.0000	13.2000	2016/05/27	100,000,000	2015/07/27
66015	J P Morgan SP BV	A50 China R Bull CBBC May 2016 B	0.2500	12.3800	12.5800	2016/05/27	100,000,000	2015/07/27
65984	J P Morgan SP BV	HSCEI R Bear CBBC Apr 2016 F	0.2500	12,200 per 10,000 units	12,000 per 10,000 units	2016/04/28	100,000,000	2015/07/27
65929	J P Morgan SP BV	HSI R Bull CBBC Apr 2016 Q	0.2500	25,100 per 10,000 units	25,300 per 10,000 units	2016/04/28	200,000,000	2015/07/27
65999	J P Morgan SP BV	HSI R Bull CBBC Jul 2016 F	0.2500	24,588 per 10,000 units	24,788 per 10,000 units	2016/07/28	200,000,000	2015/07/27
65981	J P Morgan SP BV	HSI R Bear CBBC Dec 2015 R	0.2500	25,600 per 10,000 units	25,400 per 10,000 units	2015/12/30	200,000,000	2015/07/27
66002	J P Morgan SP BV	HSI R Bear CBBC Dec 2015 S	0.2500	26,188 per 10,000 units	25,988 per 10,000 units	2015/12/30	200,000,000	2015/07/27
66019	J P Morgan SP BV	Tencent R Bull CBBC Jul 2016 B	0.2500	142.28 per 100 units	145.28 per 100 units	2016/07/22	100,000,000	2015/07/27
65931	Standard Chartered Bank	CSOP A50 ETF R Bull CBBC May 2016A	0.2500	13.9800	14.3800	2016/05/30	50,000,000	2015/07/27
65933	Standard Chartered Bank	A50 China R Bull CBBC Apr 2016 A	0.2500	12.4800	12.8800	2016/04/25	50,000,000	2015/07/27
65936	Standard Chartered Bank	HSCEI R Bear CBBC Jan 2016 A	0.2500	12,680 per 10,000 units	12,480 per 10,000 units	2016/01/28	100,000,000	2015/07/27
65934	Standard Chartered Bank	HSI R Bull CBBC Feb 2016 B	0.2500	24,980 per 10,000 units	25,280 per 10,000 units	2016/02/26	100,000,000	2015/07/27
65935	Standard Chartered Bank	HSI R Bear CBBC Nov 2015 N	0.2500	25,780 per 10,000 units	25,480 per 10,000 units	2015/11/27	100,000,000	2015/07/27
65922	SGA Societe Generale Acceptance N.V.	HSI R Bull CBBC Feb 16 N	0.2500	25,208 per 10,000 units	25,308 per 10,000 units	2016/02/26	200,000,000	2015/07/27
65928	SGA Societe Generale Acceptance N.V.	HSI R Bear CBBC Feb 16 M	0.2500	25,588 per 10,000 units	25,488 per 10,000 units	2016/02/26	200,000,000	2015/07/27
65968	UBS AG	China Mobile R Bull CBBC Jul 2016 D	0.2500	87.50 per 100 units	90 per 100 units	2016/07/18	50,000,000	2015/07/27
65963	UBS AG	CSOP A50 ETF R Bull CBBC Apr 2016 A	0.2850	12.7000	13.0000	2016/04/11	50,000,000	2015/07/27
65975	UBS AG	HSI R Bull CBBC May 2016 O	0.2500	25,050 per 10,000 units	25,250 per 10,000 units	2016/05/30	200,000,000	2015/07/27
65965	UBS AG	HSI R Bull CBBC Jul 2016 K	0.2500	25,200 per 10,000 units	25,400 per 10,000 units	2016/07/28	200,000,000	2015/07/27
65976	UBS AG	HSI R Bear CBBC Dec 2015 M	0.2500	25,555 per 10,000 units	25,355 per 10,000 units	2015/12/30	200,000,000	2015/07/27
65980	UBS AG	HSI R Bear CBBC Dec 2015 N	0.2500	25,700 per 10,000 units	25,500 per 10,000 units	2015/12/30	200,000,000	2015/07/27
66037	BNP Paribas Arbit Issu B.V.	HSI R Bull CBBC Dec 2016 E	0.2500	25,300 per 10,000 units	25,500 per 10,000 units	2016/12/29	250,000,000	2015/07/28
66042	BNP Paribas Arbit Issu B.V.	HSI R Bear CBBC Dec 2015 I	0.2500	25,800 per 10,000 units	25,600 per 10,000 units	2015/12/30	200,000,000	2015/07/28
66030	Credit Suisse AG	HSI R Bull CBBC Apr 2016 U	0.2500	25,150 per 10,000 units	25,350 per 10,000 units	2016/04/28	200,000,000	2015/07/28
66044	Credit Suisse AG	HSI R Bull CBBC Apr 2016 V	0.2500	25,336 per 10,000 units	25,536 per 10,000 units	2016/04/28	200,000,000	2015/07/28
66023	Credit Suisse AG	HSI R Bear CBBC Jan 2016 Q	0.2500	25,700 per 12,000 units	25,450 per 12,000 units	2016/01/28	200,000,000	2015/07/28
66029	Credit Suisse AG	HSI R Bear CBBC Jan 2016 R	0.2500	25,750 per 10,000 units	25,550 per 10,000 units	2016/01/28	200,000,000	2015/07/28
66059	Bank of East Asia	China Mobile R Bull CBBC Nov 2016 A	0.2500	90 per 100 units	92 per 100 units	2016/11/25	40,000,000	2015/07/28
66058	Bank of East Asia	HKEX R Bull CBBC Jul 2016 A	0.2500	210 per 100 units	216.80 per 100 units	2016/07/14	40,000,000	2015/07/28
66055	Bank of East Asia	HSBC Holdings R Bull CBBC Jun 2016 A	0.2500	65 per 100 units	67.80 per 100 units	2016/06/21	60,000,000	2015/07/28
66060	Bank of East Asia	PetCh R Bull CBBC Jun 2016 A	0.2500	6.6000	7.0000	2016/06/06	60,000,000	2015/07/28
66056	Bank of East Asia	TCH R Bull CBBC Jun 2016 A	0.2500	142 per 100 units	145.80 per 100 units	2016/06/22	40,000,000	2015/07/28
66078	J P Morgan SP BV	CSOP A50 ETF R Bull CBBC Jun 2016 A	0.2500	14.3800	14.5800	2016/06/16	100,000,000	2015/07/28
66080	J P Morgan SP BV	A50 China R Bull CBBC Jun 2016 A	0.2500	11.7800	11.9800	2016/06/16	100,000,000	2015/07/28
66084	J P Morgan SP BV	HSI R Bull CBBC Mar 2016 Q	0.2500	25,000 per 10,000 units	25,200 per 10,000 units	2016/03/30	200,000,000	2015/07/28
66083	J P Morgan SP BV	HSI R Bull CBBC Apr 2016 S	0.2500	25,336 per 10,000 units	25,536 per 10,000 units	2016/04/28	200,000,000	2015/07/28
66022	J P Morgan SP BV	HSI R Bear CBBC Dec 2015 T	0.2500	25,688 per 10,000 units	25,488 per 10,000 units	2015/12/30	200,000,000	2015/07/28
66085	J P Morgan SP BV	HSI R Bear CBBC Dec 2015 U	0.2500	26,288 per 10,000 units	26,088 per 10,000 units	2015/12/30	200,000,000	2015/07/28
66020	Standard Chartered Bank	HKEX R Bull CBBC Sep 2016 A	0.4500	190.88 per 100 units	198.88 per 100 units	2016/09/30	50,000,000	2015/07/28
66024	SGA Societe Generale Acceptance N.V.	HSI R Bull CBBC Mar 16 B	0.2500	24,400 per 20,000 units	24,500 per 20,000 units	2016/03/30	400,000,000	2015/07/28
66026	SGA Societe Generale Acceptance N.V.	HSI R Bull CBBC Apr 16 G	0.2500	24,700 per 20,000 units	24,800 per 20,000 units	2016/04/28	400,000,000	2015/07/28
66028	SGA Societe Generale Acceptance N.V.	HSI R Bear CBBC Jan 16 Y	0.2500	25,688 per 10,000 units	25,588 per 10,000 units	2016/01/28	200,000,000	2015/07/28
66074	UBS AG	China Mobile R Bull CBBC Aug 2016 A	0.2500	92.50 per 100 units	95 per 100 units	2016/08/08	50,000,000	2015/07/28

Newly listed callable bull/bear contracts (continued)

Code	Issuer	Name of issue	Issue prices (HK\$)	Strike price (HKD) / Strike level per 10 units	Call price (HKD) / Call level per 10 units	Expiry date	No. of issue (units)	Listing date
66071	UBS AG	HSI R Bull CBBC Apr 2016 M	0.2500	25,286 per 12,000 units	25,536 per 12,000 units	2016/04/28	200,000,000	2015/07/28
66072	UBS AG	HSI R Bull CBBC May 2016 P	0.2500	25,250 per 10,000 units	25,450 per 10,000 units	2016/05/30	200,000,000	2015/07/28
66049	UBS AG	HSI R Bear CBBC Oct 2015 Y	0.2500	25,605 per 10,000 units	25,405 per 10,000 units	2015/10/29	200,000,000	2015/07/28
66053	UBS AG	HSI R Bear CBBC Dec 2015 O	0.2500	25,750 per 10,000 units	25,550 per 10,000 units	2015/12/30	200,000,000	2015/07/28
66052	UBS AG	TCH R Bull CBBC Oct 2016 C	0.2500	141 per 100 units	145 per 100 units	2016/10/17	50,000,000	2015/07/28
66123	BNP Paribas Arbit Issu B.V.	Ch Mob R Bull CBBC Dec 2015 F	0.2500	92 per 100 units	94 per 100 units	2015/12/31	75,000,000	2015/07/29
66122	BNP Paribas Arbit Issu B.V.	HSI R Bull CBBC Nov 2016 B	0.2500	25,000 per 10,000 units	25,200 per 10,000 units	2016/11/29	250,000,000	2015/07/29
66158	Credit Suisse AG	HKEx R Bear CBBC Jan 2016 B	0.2500	239 per 100 units	232 per 100 units	2016/01/28	100,000,000	2015/07/29
66121	Credit Suisse AG	HSI R Bull CBBC Apr 2016 W	0.2500	25,275 per 10,000 units	25,475 per 10,000 units	2016/04/28	200,000,000	2015/07/29
66129	Credit Suisse AG	HSI R Bear CBBC Jan 2016 I	0.2500	25,800 per 10,000 units	25,600 per 10,000 units	2016/01/28	200,000,000	2015/07/29
66144	Credit Suisse AG	HSI R Bear CBBC Jan 2016 O	0.2500	25,550 per 10,000 units	25,350 per 10,000 units	2016/01/28	200,000,000	2015/07/29
66145	Credit Suisse AG	HSI R Bear CBBC Jan 2016 S	0.2500	25,452 per 10,000 units	25,252 per 10,000 units	2016/01/28	200,000,000	2015/07/29
66100	HK Bank	AIA R Bull CBBC Sep 2016 B	0.4500	47.0800	48.0800	2016/09/12	60,000,000	2015/07/29
66106	HK Bank	China Mobile R Bull CBBC Jul 2016 C	0.2500	95.68 per 100 units	97.68 per 100 units	2016/07/12	120,000,000	2015/07/29
66088	HK Bank	CITIC Sec R Bull CBBC Jul 2016 B	0.5200	19.0000	21.0000	2016/07/29	60,000,000	2015/07/29
66101	HK Bank	CSOP A50 ETF R Bull CBBC Mar 2016 M	0.2500	14.0800	14.2800	2016/03/21	200,000,000	2015/07/29
66104	HK Bank	CSOP A50 ETF R Bull CBBC Jul 2016 A	0.2500	13.2800	13.4800	2016/07/25	200,000,000	2015/07/29
66105	HK Bank	A50 R Bull CBBC Mar 2016 K	0.2500	11.8800	12.0800	2016/03/21	200,000,000	2015/07/29
66086	HK Bank	HSCEI R Bull CBBC Jul 2016 E	0.2500	9,988 per 10,000 units	10,188 per 10,000 units	2016/07/28	100,000,000	2015/07/29
66108	HK Bank	HSCEI R Bull CBBC Aug 2016 F	0.2500	11,488 per 10,000 units	11,688 per 10,000 units	2016/08/30	100,000,000	2015/07/29
66089	HK Bank	Haitong Sec R Bull CBBC Nov 2016 A	0.2900	13.0800	14.0800	2016/11/01	60,000,000	2015/07/29
66098	HK Bank	TCH R Bull CBBC Aug 2016 C	0.2500	149.88 per 100 units	151.88 per 100 units	2016/08/15	100,000,000	2015/07/29
66162	J P Morgan SP BV	CSOP A50 ETF R Bull CBBC Jul 2016 A	0.2800	12.3800	12.5800	2016/07/15	100,000,000	2015/07/29
66168	J P Morgan SP BV	A50 China R Bull CBBC Jul 2016 A	0.2500	11.1800	11.3800	2016/07/15	100,000,000	2015/07/29
66119	J P Morgan SP BV	HSI R Bull CBBC Jun 2016 I	0.2500	25,300 per 10,000 units	25,500 per 10,000 units	2016/06/29	200,000,000	2015/07/29
66174	J P Morgan SP BV	HSI R Bull CBBC Jul 2016 G	0.2500	24,888 per 10,000 units	25,088 per 10,000 units	2016/07/28	200,000,000	2015/07/29
66175	J P Morgan SP BV	HSI R Bear CBBC Nov 2015 B	0.2500	25,800 per 10,000 units	25,600 per 10,000 units	2015/11/27	200,000,000	2015/07/29
66161	J P Morgan SP BV	HSI R Bear CBBC Dec 2015 V	0.2500	25,500 per 10,000 units	25,300 per 10,000 units	2015/12/30	200,000,000	2015/07/29
66115	Standard Chartered Bank	HSI R Bull CBBC Feb 2016 C	0.2500	25,280 per 10,000 units	25,480 per 10,000 units	2016/02/26	100,000,000	2015/07/29
66120	Standard Chartered Bank	HSI R Bear CBBC Nov 2015 O	0.2500	25,680 per 20,000 units	25,380 per 20,000 units	2015/11/27	150,000,000	2015/07/29
66109	SGA Societe Generale Acceptance N.V.	HSI R Bull CBBC Mar 16 C	0.2500	25,408 per 10,000 units	25,508 per 10,000 units	2016/03/30	200,000,000	2015/07/29
66152	UBS AG	HSI R Bull CBBC Apr 2016 N	0.2500	25,100 per 10,000 units	25,300 per 10,000 units	2016/04/28	200,000,000	2015/07/29
66147	UBS AG	HSI R Bull CBBC Jun 2016 O	0.2500	25,300 per 10,000 units	25,500 per 10,000 units	2016/06/29	200,000,000	2015/07/29
66153	UBS AG	HSI R Bear CBBC Dec 2015 P	0.2500	25,452 per 10,000 units	25,252 per 10,000 units	2015/12/30	200,000,000	2015/07/29
66154	UBS AG	HSI R Bear CBBC Jan 2016 Y	0.2500	25,850 per 12,000 units	25,600 per 12,000 units	2016/01/28	200,000,000	2015/07/29
66183	Credit Suisse AG	HSI R Bull CBBC Apr 2016 X	0.2500	25,075 per 10,000 units	25,275 per 10,000 units	2016/04/28	200,000,000	2015/07/30
66180	Credit Suisse AG	HSI R Bear CBBC Jan 2016 V	0.2500	25,533 per 12,000 units	25,283 per 12,000 units	2016/01/28	200,000,000	2015/07/30
66182	Credit Suisse AG	HSI R Bear CBBC Jan 2016 W	0.2500	25,775 per 12,000 units	25,525 per 12,000 units	2016/01/28	200,000,000	2015/07/30
66195	Bank of East Asia	BOCL R Bull CBBC Jul 2016 A	0.2500	4 per units	4.18 per units	2016/07/22	50,000,000	2015/07/30
66184	Bank of East Asia	COVS R Bull CBBC Nov 2016 A	0.3900	23 per units	24 per units	2016/11/11	30,000,000	2015/07/30
66185	Bank of East Asia	CKH R Bull CBBC Apr 2016 A	0.2500	100 per units	103.88 per units	2016/04/20	40,000,000	2015/07/30
66190	Bank of East Asia	China Life R Bull CBBC Jul 2016 A	0.2500	27.28 per units	28 per units	2016/07/28	120,000,000	2015/07/30
66186	Bank of East Asia	Haitong Sec R Bull CBBC Dec 2016 B	0.3100	12.68 per units	13.88 per units	2016/12/16	35,000,000	2015/07/30

Newly listed callable bull/bear contracts (continued)

Code	Issuer	Name of issue	Issue prices (HK\$)	Strike price (HKD) / Strike level per 10 units	Call price (HKD) / Call level per 10 units	Expiry date	No. of issue (units)	Listing date
66206	J P Morgan SP BV	CSOP A50 ETF R Bull CBBC Aug 2016 A	0.2500	14.98 per units	15.28 per units	2016/08/12	100,000,000	2015/07/30
66208	J P Morgan SP BV	A50 China R Bear CBBC Apr 2016 A	0.2500	15.18 per units	14.88 per units	2016/04/15	100,000,000	2015/07/30
66209	J P Morgan SP BV	A50 China R Bear CBBC May 2016 A	0.3400	16.58 per units	16.28 per units	2016/05/13	100,000,000	2015/07/30
66215	J P Morgan SP BV	HSCEI R Bull CBBC Jul 2016 D	0.2500	11,600 per 10,000 units	11,800 per 10,000 units	2016/07/28	100,000,000	2015/07/30
66197	J P Morgan SP BV	HSI R Bull CBBC Jul 2016 H	0.2500	25,188 per 10,000 units	25,388 per 10,000 units	2016/07/28	200,000,000	2015/07/30
66200	J P Morgan SP BV	HSI R Bear CBBC Jan 2016 J	0.2500	26,388 per 10,000 units	26,188 per 10,000 units	2016/01/28	200,000,000	2015/07/30
66177	Standard Chartered Bank	HSI R Bull CBBC Feb 2016 D	0.2500	24,630 per 10,000 units	24,830 per 10,000 units	2016/02/26	100,000,000	2015/07/30
66178	Standard Chartered Bank	HSI R Bull CBBC Feb 2016 E	0.2500	24,130 per 10,000 units	24,330 per 10,000 units	2016/02/26	100,000,000	2015/07/30
66176	Standard Chartered Bank	HSI R Bear CBBC Nov 2015 P	0.2500	25,630 per 10,000 units	25,430 per 10,000 units	2015/11/27	100,000,000	2015/07/30
66232	BNP Paribas Arbit Issu B.V.	HSI R Bull CBBC Dec 2016 F	0.2500	24,900 per 10,000 units	25,100 per 10,000 units	2016/12/29	250,000,000	2015/07/31
66233	BNP Paribas Arbit Issu B.V.	HSI R Bull CBBC Dec 2016 G	0.2500	25,100 per 10,000 units	25,300 per 10,000 units	2016/12/29	250,000,000	2015/07/31
66254	BNP Paribas Arbit Issu B.V.	HSI R Bear CBBC Dec 2015 J	0.2500	25,400 per 10,000 units	25,200 per 10,000 units	2015/12/30	200,000,000	2015/07/31
66248	BNP Paribas Arbit Issu B.V.	Petrochina R Bull CBBC Jan16 A	0.2500	7.1500	7.5000	2016/01/29	60,000,000	2015/07/31
66252	BNP Paribas Arbit Issu B.V.	Petrochina R Bear CBBC Jan16 A	0.2500	8.8500	8.5000	2016/01/29	40,000,000	2015/07/31
66245	Credit Suisse AG	HSI R Bull CBBC Apr 2016 A	0.2500	24,900 per 10,000 units	25,100 per 10,000 units	2016/04/28	200,000,000	2015/07/31
66243	Credit Suisse AG	HSI R Bull CBBC Apr 2016 Y	0.2500	25,000 per 10,000 units	25,200 per 10,000 units	2016/04/28	200,000,000	2015/07/31
66244	Credit Suisse AG	HSI R Bull CBBC Apr 2016 Z	0.2500	25,100 per 10,000 units	25,300 per 10,000 units	2016/04/28	200,000,000	2015/07/31
66246	Credit Suisse AG	HSI R Bear CBBC Jan 2016 P	0.2500	25,400 per 10,000 units	25,200 per 10,000 units	2016/01/28	200,000,000	2015/07/31
66247	Credit Suisse AG	HSI R Bear CBBC Jan 2016 T	0.2500	25,600 per 10,000 units	25,400 per 10,000 units	2016/01/28	200,000,000	2015/07/31
66255	Credit Suisse AG	HSI R Bear CBBC Jan 2016 X	0.2500	25,329 per 10,000 units	25,129 per 10,000 units	2016/01/28	200,000,000	2015/07/31
66221	HK Bank	CSOP A50 ETF R Bull CBBC Apr 2016 J	0.2500	14.4800	14.6800	2016/04/25	200,000,000	2015/07/31
66222	HK Bank	CSOP A50 ETF R Bull CBBC Jun 2016 B	0.3100	12.4800	12.6800	2016/06/27	200,000,000	2015/07/31
66217	HK Bank	A50 R Bull CBBC May 2016 F	0.2500	12.6800	12.8800	2016/05/31	200,000,000	2015/07/31
66229	HK Bank	HKEX R Bear CBBC Mar 2016 B	0.2500	242.88 per 100 units	239.88 per 100 units	2016/03/31	50,000,000	2015/07/31
66224	HK Bank	HS H-SH ETF R Bull CBBC Nov 2016 A	0.3000	91.88 per 100 units	93.88 per 100 units	2016/11/29	100,000,000	2015/07/31
66278	J P Morgan SP BV	A50 China R Bear CBBC Jun 2016 A	0.2500	14.1800	13.8800	2016/06/17	100,000,000	2015/07/31
66271	J P Morgan SP BV	HSCEI R Bear CBBC Apr 2016 G	0.2500	12,000 per 10,000 units	11,800 per 10,000 units	2016/04/28	100,000,000	2015/07/31
66273	J P Morgan SP BV	HSI R Bull CBBC Apr 2016 T	0.2500	24,188 per 10,000 units	24,388 per 10,000 units	2016/04/28	200,000,000	2015/07/31
66230	J P Morgan SP BV	HSI R Bull CBBC Jun 2016 J	0.2500	25,088 per 10,000 units	25,288 per 10,000 units	2016/06/29	200,000,000	2015/07/31
66272	J P Morgan SP BV	HSI R Bull CBBC Jul 2016 I	0.2500	24,650 per 10,000 units	24,850 per 10,000 units	2016/07/28	200,000,000	2015/07/31
66275	J P Morgan SP BV	HSI R Bear CBBC Nov 2015 D	0.2500	25,588 per 10,000 units	25,388 per 10,000 units	2015/11/27	200,000,000	2015/07/31
66276	J P Morgan SP BV	HSI R Bear CBBC Nov 2015 E	0.2500	25,329 per 10,000 units	25,129 per 10,000 units	2015/11/27	200,000,000	2015/07/31
66235	Standard Chartered Bank	HSI R Bull CBBC Apr 2016 A	0.2500	24,430 per 10,000 units	24,630 per 10,000 units	2016/04/28	100,000,000	2015/07/31
66236	Standard Chartered Bank	HSI R Bull CBBC Apr 2016 B	0.2500	24,880 per 10,000 units	25,080 per 10,000 units	2016/04/28	100,000,000	2015/07/31
66237	Standard Chartered Bank	HSI R Bull CBBC Apr 2016 C	0.2500	25,080 per 20,000 units	25,380 per 20,000 units	2016/04/28	150,000,000	2015/07/31
66238	Standard Chartered Bank	HSI R Bear CBBC Nov 2015 Q	0.2500	25,480 per 10,000 units	25,280 per 10,000 units	2015/11/27	100,000,000	2015/07/31
66239	Standard Chartered Bank	HSI R Bear CBBC Nov 2015 R	0.2500	25,480 per 20,000 units	25,180 per 20,000 units	2015/11/27	150,000,000	2015/07/31
66240	SGA Societe Generale Acceptance N.V.	HSI R Bull CBBC Feb16 O	0.2500	25,008 per 10,000 units	25,108 per 10,000 units	2016/02/26	200,000,000	2015/07/31
66241	SGA Societe Generale Acceptance N.V.	HSI R Bear CBBC Jan16 Z	0.2500	25,288 per 10,000 units	25,188 per 10,000 units	2016/01/28	200,000,000	2015/07/31
66263	UBS AG	HSI R Bull CBBC May 2016 Q	0.2500	25,000 per 10,000 units	25,200 per 10,000 units	2016/05/30	200,000,000	2015/07/31
66256	UBS AG	HSI R Bull CBBC Jun 2016 P	0.2500	25,150 per 10,000 units	25,350 per 10,000 units	2016/06/29	200,000,000	2015/07/31
66264	UBS AG	HSI R Bear CBBC Nov 2015 N	0.2500	25,400 per 10,000 units	25,200 per 10,000 units	2015/11/27	200,000,000	2015/07/31
66265	UBS AG	HSI R Bear CBBC Feb 2016 C	0.2500	25,379 per 12,000 units	25,129 per 12,000 units	2016/02/26	200,000,000	2015/07/31

Newly listed callable bull/bear contracts (continued)

Code	Issuer	Name of issue	Issue prices (HK\$)	Strike price (HKD) / Strike level per 10 units	Call price (HKD) / Call level per 10 units	Expiry date	No. of issue (units)	Listing date
66407	BNP Paribas Arbit Issu B.V.	CSOP A50 ETF R Bear CBBC Nov15A	0.2500	15.8000	15.5000	2015/11/30	100,000,000	2015/08/03
66408	BNP Paribas Arbit Issu B.V.	A50 R Bear CBBC Nov 2015 H	0.2500	13.8000	13.5000	2015/11/30	100,000,000	2015/08/03
66406	BNP Paribas Arbit Issu B.V.	HSCEI R Bear CBBC Mar 2016 A	0.2500	12,000 per 10,000 units	11,800 per 10,000 units	2016/03/30	100,000,000	2015/08/03
66405	BNP Paribas Arbit Issu B.V.	HSCEI R Bear CBBC Apr 2016 A	0.2500	11,800 per 10,000 units	11,600 per 10,000 units	2016/04/28	100,000,000	2015/08/03
66305	BNP Paribas Arbit Issu B.V.	HSI R Bull CBBC Nov 2016 C	0.2500	24,400 per 10,000 units	24,600 per 10,000 units	2016/11/29	250,000,000	2015/08/03
66310	BNP Paribas Arbit Issu B.V.	HSI R Bull CBBC Nov 2016 D	0.2500	24,600 per 10,000 units	24,800 per 10,000 units	2016/11/29	250,000,000	2015/08/03
66390	BNP Paribas Arbit Issu B.V.	HSI R Bull CBBC Nov 2016 E	0.2500	24,200 per 10,000 units	24,400 per 10,000 units	2016/11/29	250,000,000	2015/08/03
66309	BNP Paribas Arbit Issu B.V.	HSI R Bull CBBC Dec 2016 H	0.2500	24,500 per 10,000 units	24,700 per 10,000 units	2016/12/29	250,000,000	2015/08/03
66311	BNP Paribas Arbit Issu B.V.	HSI R Bull CBBC Dec 2016 I	0.2500	24,300 per 10,000 units	24,500 per 10,000 units	2016/12/29	250,000,000	2015/08/03
66377	BNP Paribas Arbit Issu B.V.	HSI R Bull CBBC Dec 2016 J	0.2500	22,700 per 10,000 units	22,900 per 10,000 units	2016/12/29	250,000,000	2015/08/03
66383	BNP Paribas Arbit Issu B.V.	HSI R Bull CBBC Dec 2016 K	0.2500	23,300 per 10,000 units	23,500 per 10,000 units	2016/12/29	250,000,000	2015/08/03
66388	BNP Paribas Arbit Issu B.V.	HSI R Bull CBBC Dec 2016 L	0.2500	24,100 per 10,000 units	24,300 per 10,000 units	2016/12/29	250,000,000	2015/08/03
66391	BNP Paribas Arbit Issu B.V.	HSI R Bear CBBC Mar 2016 A	0.2500	24,700 per 10,000 units	24,500 per 10,000 units	2016/03/30	200,000,000	2015/08/03
66394	BNP Paribas Arbit Issu B.V.	HSI R Bear CBBC Mar 2016 B	0.2500	24,900 per 10,000 units	24,700 per 10,000 units	2016/03/30	200,000,000	2015/08/03
66395	BNP Paribas Arbit Issu B.V.	HSI R Bear CBBC Mar 2016 C	0.2500	25,100 per 10,000 units	24,900 per 10,000 units	2016/03/30	200,000,000	2015/08/03
66399	BNP Paribas Arbit Issu B.V.	HSI R Bear CBBC Mar 2016 D	0.2500	25,300 per 10,000 units	25,100 per 10,000 units	2016/03/30	200,000,000	2015/08/03
66398	BNP Paribas Arbit Issu B.V.	HSI R Bear CBBC Apr 2016 A	0.2500	25,200 per 10,000 units	25,000 per 10,000 units	2016/04/28	200,000,000	2015/08/03
66312	Credit Suisse AG	HSCEI R Bull CBBC Mar 2016 F	0.2500	11,100 per 10,000 units	11,300 per 10,000 units	2016/03/30	108,000,000	2015/08/03
66283	Credit Suisse AG	HSI R Bull CBBC Apr 2016 B	0.2500	24,800 per 10,000 units	25,000 per 10,000 units	2016/04/28	200,000,000	2015/08/03
66284	Credit Suisse AG	HSI R Bull CBBC Apr 2016 C	0.2500	24,650 per 10,000 units	24,850 per 10,000 units	2016/04/28	200,000,000	2015/08/03
66288	Credit Suisse AG	HSI R Bull CBBC Jun 2016 E	0.2500	24,500 per 12,000 units	24,750 per 12,000 units	2016/06/29	200,000,000	2015/08/03
66293	Credit Suisse AG	HSI R Bull CBBC Jun 2016 F	0.2500	24,450 per 10,000 units	24,650 per 10,000 units	2016/06/29	200,000,000	2015/08/03
66313	Credit Suisse AG	HSI R Bull CBBC Jun 2016 G	0.2500	24,250 per 10,000 units	24,450 per 10,000 units	2016/06/29	200,000,000	2015/08/03
66319	Credit Suisse AG	HSI R Bull CBBC Jun 2016 H	0.2500	24,350 per 10,000 units	24,550 per 10,000 units	2016/06/29	200,000,000	2015/08/03
66350	Credit Suisse AG	HSI R Bull CBBC Jun 2016 I	0.2500	24,150 per 10,000 units	24,350 per 10,000 units	2016/06/29	200,000,000	2015/08/03
66352	Credit Suisse AG	HSI R Bear CBBC Feb 2016 P	0.2500	24,700 per 10,000 units	24,500 per 10,000 units	2016/02/26	200,000,000	2015/08/03
66353	Credit Suisse AG	HSI R Bear CBBC Feb 2016 Q	0.2500	24,800 per 10,000 units	24,600 per 10,000 units	2016/02/26	200,000,000	2015/08/03
66355	Credit Suisse AG	HSI R Bear CBBC Feb 2016 R	0.2500	24,900 per 10,000 units	24,700 per 10,000 units	2016/02/26	200,000,000	2015/08/03
66356	Credit Suisse AG	HSI R Bear CBBC Feb 2016 S	0.2500	25,000 per 10,000 units	24,800 per 10,000 units	2016/02/26	200,000,000	2015/08/03
66360	Credit Suisse AG	HSI R Bear CBBC Feb 2016 T	0.2500	25,100 per 10,000 units	24,900 per 10,000 units	2016/02/26	200,000,000	2015/08/03
66361	Credit Suisse AG	HSI R Bear CBBC Feb 2016 U	0.2500	25,350 per 15,000 units	25,100 per 15,000 units	2016/02/26	200,000,000	2015/08/03
66410	Credit Suisse AG	HSI R Bear CBBC Feb 2016 V	0.2500	24,602 per 12,000 units	24,352 per 12,000 units	2016/02/26	200,000,000	2015/08/03
66414	Credit Suisse AG	HSI R Bear CBBC Feb 2016 W	0.2500	24,600 per 10,000 units	24,400 per 10,000 units	2016/02/26	200,000,000	2015/08/03
66415	Credit Suisse AG	HSI R Bear CBBC Feb 2016 X	0.2500	25,200 per 10,000 units	25,000 per 10,000 units	2016/02/26	200,000,000	2015/08/03
66462	J P Morgan SP BV	A50 China R Bull CBBC May 2016 C	0.2500	10.6000	10.8000	2016/05/19	100,000,000	2015/08/03
66466	J P Morgan SP BV	A50 China R Bear CBBC May 2016 B	0.2500	13.1800	12.8800	2016/05/19	100,000,000	2015/08/03
66467	J P Morgan SP BV	HKEx R Bull CBBC Oct 2016 B	0.2500	193.88 per 100 units	198.88 per 100 units	2016/10/14	100,000,000	2015/08/03
66300	J P Morgan SP BV	HSCEI R Bull CBBC Jun 2016 C	0.2500	11,300 per 10,000 units	11,500 per 10,000 units	2016/06/29	100,000,000	2015/08/03
66457	J P Morgan SP BV	HSCEI R Bull CBBC Jul 2016 E	0.2500	11,000 per 10,000 units	11,200 per 10,000 units	2016/07/28	100,000,000	2015/08/03
66468	J P Morgan SP BV	HSCEI R Bear CBBC Apr 2016 H	0.2500	11,700 per 10,000 units	11,500 per 10,000 units	2016/04/28	100,000,000	2015/08/03
66301	J P Morgan SP BV	HSI R Bull CBBC Jun 2016 K	0.2500	24,800 per 10,000 units	25,000 per 10,000 units	2016/06/29	200,000,000	2015/08/03
66474	J P Morgan SP BV	HSI R Bull CBBC Jun 2016 L	0.2500	23,788 per 10,000 units	23,988 per 10,000 units	2016/06/29	200,000,000	2015/08/03
66303	J P Morgan SP BV	HSI R Bull CBBC Jul 2016 J	0.2500	24,500 per 10,000 units	24,700 per 10,000 units	2016/07/28	200,000,000	2015/08/03

Newly listed callable bull/bear contracts (continued)

Code	Issuer	Name of issue	Issue prices (HK\$)	Strike price (HKD) / Strike level per 10 units	Call price (HKD) / Call level per 10 units	Expiry date	No. of issue (units)	Listing date
66460	J P Morgan SP BV	HSI R Bull CBBC Jul 2016 K	0.2500	24,100 per 10,000 units	24,300 per 10,000 units	2016/07/28	200,000,000	2015/08/03
66475	J P Morgan SP BV	HSI R Bull CBBC Jul 2016 L	0.2500	23,488 per 10,000 units	23,688 per 10,000 units	2016/07/28	200,000,000	2015/08/03
66476	J P Morgan SP BV	HSI R Bull CBBC Jul 2016 M	0.2500	23,200 per 10,000 units	23,400 per 10,000 units	2016/07/28	200,000,000	2015/08/03
66477	J P Morgan SP BV	HSI R Bull CBBC Sep 2016 A	0.2500	22,700 per 10,000 units	22,900 per 10,000 units	2016/09/29	200,000,000	2015/08/03
66469	J P Morgan SP BV	HSI R Bear CBBC Nov 2015 F	0.2500	24,552 per 10,000 units	24,352 per 10,000 units	2015/11/27	200,000,000	2015/08/03
66471	J P Morgan SP BV	HSI R Bear CBBC Dec 2015 W	0.2500	24,900 per 10,000 units	24,700 per 10,000 units	2015/12/30	200,000,000	2015/08/03
66472	J P Morgan SP BV	HSI R Bear CBBC Dec 2015 X	0.2500	25,200 per 10,000 units	25,000 per 10,000 units	2015/12/30	200,000,000	2015/08/03
66334	Standard Chartered Bank	HKEx R Bull CBBC Oct 2016 A	0.2500	198.88 per 100 units	208.88 per 100 units	2016/10/03	50,000,000	2015/08/03
66332	Standard Chartered Bank	HKEx R Bear CBBC Jan 2016 B	0.2500	238.88 per 100 units	228.88 per 100 units	2016/01/22	50,000,000	2015/08/03
66346	Standard Chartered Bank	HSCEI R Bull CBBC Jun 2016 A	0.2500	10,280 per 10,000 units	10,480 per 10,000 units	2016/06/29	100,000,000	2015/08/03
66321	Standard Chartered Bank	HSI R Bull CBBC Apr 2016 D	0.2500	24,480 per 20,000 units	24,780 per 20,000 units	2016/04/28	150,000,000	2015/08/03
66322	Standard Chartered Bank	HSI R Bull CBBC Apr 2016 E	0.2500	23,930 per 10,000 units	24,130 per 10,000 units	2016/04/28	100,000,000	2015/08/03
66330	Standard Chartered Bank	HSI R Bull CBBC Jun 2016 A	0.2500	23,130 per 10,000 units	23,330 per 10,000 units	2016/06/29	100,000,000	2015/08/03
66339	Standard Chartered Bank	HSI R Bear CBBC Dec 2015 C	0.2500	25,830 per 10,000 units	25,630 per 10,000 units	2015/12/30	100,000,000	2015/08/03
66340	Standard Chartered Bank	HSI R Bear CBBC Dec 2015 D	0.2500	25,280 per 10,000 units	25,080 per 10,000 units	2015/12/30	100,000,000	2015/08/03
66344	Standard Chartered Bank	HSI R Bear CBBC Dec 2015 E	0.2500	25,080 per 20,000 units	24,780 per 20,000 units	2015/12/30	150,000,000	2015/08/03
66279	SGA Societe Generale Acceptance N.V.	HSI R Bull CBBC Feb16 P	0.2500	24,808 per 10,000 units	24,908 per 10,000 units	2016/02/26	200,000,000	2015/08/03
66280	SGA Societe Generale Acceptance N.V.	HSI R Bull CBBC Feb16 Q	0.2500	24,608 per 10,000 units	24,708 per 10,000 units	2016/02/26	200,000,000	2015/08/03
66335	SGA Societe Generale Acceptance N.V.	HSI R Bull CBBC Feb16 R	0.2500	24,308 per 10,000 units	24,408 per 10,000 units	2016/02/26	200,000,000	2015/08/03
66336	SGA Societe Generale Acceptance N.V.	HSI R Bear CBBC Jan16 L	0.2500	24,688 per 10,000 units	24,588 per 10,000 units	2016/01/28	200,000,000	2015/08/03
66337	SGA Societe Generale Acceptance N.V.	HSI R Bear CBBC Jan16 M	0.2500	24,888 per 10,000 units	24,788 per 10,000 units	2016/01/28	200,000,000	2015/08/03
66338	SGA Societe Generale Acceptance N.V.	HSI R Bear CBBC Jan16 P	0.2500	25,088 per 10,000 units	24,988 per 10,000 units	2016/01/28	200,000,000	2015/08/03
66455	SGA Societe Generale Acceptance N.V.	HSI R Bear CBBC Jan16 Q	0.2500	24,488 per 10,000 units	24,388 per 10,000 units	2016/01/28	200,000,000	2015/08/03
66456	SGA Societe Generale Acceptance N.V.	HSI R Bear CBBC Jan16 R	0.2500	25,700 per 20,000 units	25,600 per 20,000 units	2016/01/28	400,000,000	2015/08/03
66282	SGA Societe Generale Acceptance N.V.	HSI R Bear CBBC Feb16 N	0.2500	25,388 per 10,000 units	25,288 per 10,000 units	2016/02/26	200,000,000	2015/08/03
66423	UBS AG	HSCEI R Bull CBBC Apr 2016 C	0.2500	11,100 per 10,000 units	11,300 per 10,000 units	2016/04/28	200,000,000	2015/08/03
66454	UBS AG	HSCEI R Bear CBBC Nov 2015 P	0.2500	11,800 per 10,000 units	11,600 per 10,000 units	2015/11/27	200,000,000	2015/08/03
66416	UBS AG	HSI R Bull CBBC Apr 2016 O	0.2500	24,878 per 12,000 units	25,128 per 12,000 units	2016/04/28	200,000,000	2015/08/03
66422	UBS AG	HSI R Bull CBBC Apr 2016 P	0.2500	24,350 per 10,000 units	24,550 per 10,000 units	2016/04/28	200,000,000	2015/08/03
66425	UBS AG	HSI R Bull CBBC Apr 2016 Q	0.2500	22,600 per 10,000 units	22,800 per 10,000 units	2016/04/28	200,000,000	2015/08/03
66418	UBS AG	HSI R Bull CBBC May 2016 R	0.2500	24,650 per 10,000 units	24,850 per 10,000 units	2016/05/30	200,000,000	2015/08/03
66424	UBS AG	HSI R Bull CBBC May 2016 S	0.2500	24,200 per 10,000 units	24,400 per 10,000 units	2016/05/30	200,000,000	2015/08/03
66427	UBS AG	HSI R Bull CBBC May 2016 T	0.2500	22,200 per 10,000 units	22,400 per 10,000 units	2016/05/30	200,000,000	2015/08/03
66433	UBS AG	HSI R Bull CBBC May 2016 U	0.3250	21,200 per 10,000 units	21,400 per 10,000 units	2016/05/30	200,000,000	2015/08/03
66417	UBS AG	HSI R Bull CBBC Jun 2016 Q	0.2500	24,800 per 10,000 units	25,000 per 10,000 units	2016/06/29	200,000,000	2015/08/03
66420	UBS AG	HSI R Bull CBBC Jun 2016 R	0.2500	24,500 per 10,000 units	24,700 per 10,000 units	2016/06/29	200,000,000	2015/08/03
66428	UBS AG	HSI R Bull CBBC Jun 2016 S	0.2650	21,800 per 10,000 units	22,000 per 10,000 units	2016/06/29	200,000,000	2015/08/03
66436	UBS AG	HSI R Bull CBBC Jun 2016 T	0.3650	20,800 per 10,000 units	21,000 per 10,000 units	2016/06/29	200,000,000	2015/08/03
66432	UBS AG	HSI R Bull CBBC Jul 2016 L	0.2950	21,500 per 10,000 units	21,700 per 10,000 units	2016/07/28	200,000,000	2015/08/03
66440	UBS AG	HSI R Bear CBBC Nov 2015 J	0.2500	24,700 per 10,000 units	24,500 per 10,000 units	2015/11/27	200,000,000	2015/08/03
66451	UBS AG	HSI R Bear CBBC Nov 2015 M	0.2500	25,200 per 10,000 units	25,000 per 10,000 units	2015/11/27	200,000,000	2015/08/03
66437	UBS AG	HSI R Bear CBBC Dec 2015 S	0.2500	24,552 per 10,000 units	24,352 per 10,000 units	2015/12/30	200,000,000	2015/08/03
66446	UBS AG	HSI R Bear CBBC Dec 2015 T	0.2500	24,850 per 10,000 units	24,650 per 10,000 units	2015/12/30	200,000,000	2015/08/03

Newly listed callable bull/bear contracts (continued)

Code	Issuer	Name of issue	Issue prices (HK\$)	Strike price (HKD) / Strike level per 10 units	Call price (HKD) / Call level per 10 units	Expiry date	No. of issue (units)	Listing date
66450	UBS AG	HSI R Bear CBBC Dec 2015 U	0.2500	25,050 per 12,000 units	24,800 per 12,000 units	2015/12/30	200,000,000	2015/08/03
66453	UBS AG	HSI R Bear CBBC Dec 2015 V	0.2500	25,350 per 10,000 units	25,150 per 10,000 units	2015/12/30	200,000,000	2015/08/03
66543	Credit Suisse AG	CSOP A50 ETF R Bull CBBC Feb 2016 E	0.3500	10.6600	10.9600	2016/02/25	100,000,000	2015/08/04
66542	Credit Suisse AG	CSOP A50 ETF R Bear CBBC Jan 2016 B	0.2500	15.2800	14.9800	2016/01/28	80,000,000	2015/08/04
66548	Credit Suisse AG	A50 China R Bull CBBC Feb 2016 F	0.3000	9.5800	9.8800	2016/02/25	100,000,000	2015/08/04
66545	Credit Suisse AG	A50 China R Bear CBBC Jan 2016 C	0.2500	13.6800	13.3800	2016/01/28	80,000,000	2015/08/04
66547	Credit Suisse AG	A50 China R Bear CBBC Jan 2016 D	0.2500	13.0800	12.7800	2016/01/28	80,000,000	2015/08/04
66550	Credit Suisse AG	HKEEx R Bear CBBC Jan 2016 C	0.2500	227 per 100 units	220 per 100 units	2016/01/28	100,000,000	2015/08/04
66620	Credit Suisse AG	HSCEI R Bull CBBC Mar 2016 G	0.2500	10,450 per 10,000 units	10,650 per 10,000 units	2016/03/30	108,000,000	2015/08/04
66617	Credit Suisse AG	HSCEI R Bear CBBC Jan 2016 B	0.2500	11,900 per 10,000 units	11,700 per 10,000 units	2016/01/28	108,000,000	2015/08/04
66619	Credit Suisse AG	HSCEI R Bear CBBC Jan 2016 C	0.2500	11,700 per 10,000 units	11,500 per 10,000 units	2016/01/28	108,000,000	2015/08/04
66611	Credit Suisse AG	HSI R Bull CBBC Apr 2016 H	0.2500	24,000 per 10,000 units	24,200 per 10,000 units	2016/04/28	200,000,000	2015/08/04
66613	Credit Suisse AG	HSI R Bull CBBC Apr 2016 I	0.2500	24,400 per 10,000 units	24,600 per 10,000 units	2016/04/28	200,000,000	2015/08/04
66612	Credit Suisse AG	HSI R Bull CBBC Apr 2016 R	0.2500	24,200 per 10,000 units	24,400 per 10,000 units	2016/04/28	200,000,000	2015/08/04
66614	Credit Suisse AG	HSI R Bull CBBC Jun 2016 J	0.2500	22,550 per 10,000 units	22,750 per 10,000 units	2016/06/29	200,000,000	2015/08/04
66615	Credit Suisse AG	HSI R Bull CBBC Jun 2016 K	0.2500	22,450 per 10,000 units	22,650 per 10,000 units	2016/06/29	200,000,000	2015/08/04
66621	Credit Suisse AG	HSI R Bull CBBC Jun 2016 L	0.3000	22,000 per 10,000 units	22,200 per 10,000 units	2016/06/29	200,000,000	2015/08/04
66622	Credit Suisse AG	HSI R Bull CBBC Jun 2016 M	0.3000	21,900 per 10,000 units	22,100 per 10,000 units	2016/06/29	200,000,000	2015/08/04
66532	Credit Suisse AG	HSI R Bear CBBC Feb 2016 C	0.2500	24,750 per 10,000 units	24,550 per 10,000 units	2016/02/26	200,000,000	2015/08/04
66538	Credit Suisse AG	HSI R Bear CBBC Feb 2016 D	0.2500	24,900 per 12,000 units	24,650 per 12,000 units	2016/02/26	200,000,000	2015/08/04
66540	Credit Suisse AG	HSI R Bear CBBC Feb 2016 F	0.2500	25,050 per 10,000 units	24,850 per 10,000 units	2016/02/26	200,000,000	2015/08/04
66610	Credit Suisse AG	HSI R Bear CBBC Feb 2016 G	0.2500	25,150 per 10,000 units	24,950 per 10,000 units	2016/02/26	200,000,000	2015/08/04
66530	Credit Suisse AG	HSI R Bear CBBC Feb 2016 Y	0.2500	24,575 per 10,000 units	24,375 per 10,000 units	2016/02/26	200,000,000	2015/08/04
66531	Credit Suisse AG	HSI R Bear CBBC Feb 2016 Z	0.2500	24,650 per 10,000 units	24,450 per 10,000 units	2016/02/26	200,000,000	2015/08/04
66552	Credit Suisse AG	TCH R Bear CBBC Jan 2016 A	0.2500	160.80 per 100 units	157.80 per 100 units	2016/01/28	60,000,000	2015/08/04
66497	HK Bank	CC Bank R Bull CBBC Dec 2016 A	0.2500	4.7300	4.8300	2016/12/19	100,000,000	2015/08/04
66504	HK Bank	CNOOC R Bull CBBC Oct 2016 B	0.2500	7.7800	8.2800	2016/10/31	60,000,000	2015/08/04
66498	HK Bank	Sinopec Corp R Bull CBBC Jul 2016 D	0.2500	4.6300	4.9300	2016/07/18	80,000,000	2015/08/04
66478	HK Bank	Galaxy Ent R Bull CBBC Oct 2016 B	0.6800	27.2700	29.2700	2016/10/31	50,000,000	2015/08/04
66487	HK Bank	HKEEx R Bear CBBC Jun 2016 D	0.2500	232.88 per 100 units	229.88 per 100 units	2016/06/13	50,000,000	2015/08/04
66486	HK Bank	HSCEI R Bear CBBC May 2016 I	0.2500	11,888 per 10,000 units	11,688 per 10,000 units	2016/05/30	68,000,000	2015/08/04
66483	HK Bank	HSI R Bull CBBC Jul 2016 K	0.2500	21,798 per 15,000 units	21,998 per 15,000 units	2016/07/28	150,000,000	2015/08/04
66479	HK Bank	HSI R Bear CBBC Mar 2016 Z	0.2500	25,588 per 15,000 units	25,388 per 15,000 units	2016/03/30	100,000,000	2015/08/04
66480	HK Bank	HSI R Bear CBBC Apr 2016 T	0.2500	25,288 per 15,000 units	25,088 per 15,000 units	2016/04/28	100,000,000	2015/08/04
66482	HK Bank	HSI R Bear CBBC May 2016 N	0.2500	24,988 per 15,000 units	24,788 per 15,000 units	2016/05/30	100,000,000	2015/08/04
66484	HK Bank	HSI R Bear CBBC Sep 2016 B	0.2500	26,078 per 20,000 units	25,828 per 20,000 units	2016/09/29	400,000,000	2015/08/04
66509	HK Bank	Haitong Sec R Bull CBBC Oct 2016 A	0.3500	10.2800	11.2800	2016/10/31	60,000,000	2015/08/04
66506	HK Bank	Lenovo R Bull CBBC Dec 2016 A	0.2700	6.1800	6.6800	2016/12/19	60,000,000	2015/08/04
66500	HK Bank	PetCh R Bull CBBC Jul 2016 C	0.2500	5.8800	6.2800	2016/07/25	60,000,000	2015/08/04
66496	HK Bank	Ping An R Bull CBBC Oct 2016 D	0.2500	40.38 per 100 units	41.38 per 100 units	2016/10/31	188,000,000	2015/08/04
66493	HK Bank	Ping An R Bull CBBC Nov 2016 C	0.2500	35.38 per 100 units	36.38 per 100 units	2016/11/28	188,000,000	2015/08/04
66490	HK Bank	Ping An R Bull CBBC Dec 2016 B	0.2500	30.38 per 100 units	31.38 per 100 units	2016/12/19	188,000,000	2015/08/04
66489	HK Bank	SHK Ppt R Bull CBBC Dec 2016 B	0.3500	85.98 per 100 units	89.98 per 100 units	2016/12/19	60,000,000	2015/08/04

Newly listed callable bull/bear contracts (continued)

Code	Issuer	Name of issue	Issue prices (HK\$)	Strike price (HKD) / Strike level per 10 units	Call price (HKD) / Call level per 10 units	Expiry date	No. of issue (units)	Listing date
66485	HK Bank	TCH R Bear CBBC Mar 2016 A	0.2500	154.88 per 100 units	152.88 per 100 units	2016/03/31	100,000,000	2015/08/04
66488	HK Bank	TCH R Bear CBBC Jun 2016 E	0.2500	157.88 per 100 units	155.88 per 100 units	2016/06/27	100,000,000	2015/08/04
66685	J P Morgan SP BV	HSCEI R Bull CBBC Sep 2016 A	0.2500	10,100 per 10,000 units	10,300 per 10,000 units	2016/09/29	100,000,000	2015/08/04
66658	J P Morgan SP BV	HSI R Bull CBBC May 2016 H	0.2500	24,400 per 10,000 units	24,600 per 10,000 units	2016/05/30	200,000,000	2015/08/04
66666	J P Morgan SP BV	HSI R Bull CBBC May 2016 I	0.2500	24,000 per 10,000 units	24,200 per 10,000 units	2016/05/30	200,000,000	2015/08/04
66669	J P Morgan SP BV	HSI R Bull CBBC May 2016 J	0.2500	23,688 per 10,000 units	23,888 per 10,000 units	2016/05/30	200,000,000	2015/08/04
66605	J P Morgan SP BV	HSI R Bear CBBC Nov 2015 J	0.2500	24,700 per 10,000 units	24,500 per 10,000 units	2015/11/27	200,000,000	2015/08/04
66607	J P Morgan SP BV	HSI R Bear CBBC Dec 2015 Y	0.2500	25,000 per 10,000 units	24,800 per 10,000 units	2015/12/30	200,000,000	2015/08/04
66673	J P Morgan SP BV	HSI R Bear CBBC Jan 2016 K	0.2500	25,400 per 10,000 units	25,200 per 10,000 units	2016/01/28	200,000,000	2015/08/04
66591	Standard Chartered Bank	HSCEI R Bear CBBC Dec 2015 A	0.2500	11,880 per 10,000 units	11,680 per 10,000 units	2015/12/30	100,000,000	2015/08/04
66595	Standard Chartered Bank	HSI R Bull CBBC Apr 2016 F	0.2500	24,080 per 20,000 units	24,380 per 20,000 units	2016/04/28	150,000,000	2015/08/04
66592	Standard Chartered Bank	HSI R Bull CBBC Jun 2016 B	0.2500	22,930 per 10,000 units	23,130 per 10,000 units	2016/06/29	100,000,000	2015/08/04
66594	Standard Chartered Bank	HSI R Bear CBBC Dec 2015 F	0.2500	24,880 per 10,000 units	24,680 per 10,000 units	2015/12/30	100,000,000	2015/08/04
66554	SGA Societe Generale Acceptance N.V	CSA50 R Bear CBBC Feb16A	0.2500	16.0800	15.8800	2016/02/26	100,000,000	2015/08/04
66570	SGA Societe Generale Acceptance NV	HS HI R Bull CBBC Apr16A	0.2500	107.08 per 100 units	110.08 per 100 units	2016/04/28	100,000,000	2015/08/04
66568	SGA Societe Generale Acceptance NV	HS HI R Bull CBBC Jul16A	0.2500	102.08 per 100 units	105.08 per 100 units	2016/07/28	100,000,000	2015/08/04
66567	SGA Societe Generale Acceptance NV	HS HI R Bull CBBC Oct16A	0.2500	97.08 per 100 units	100.08 per 100 units	2016/10/28	100,000,000	2015/08/04
66578	SGA Societe Generale Acceptance NV	HS HI R Bear CBBC Feb16A	0.2500	122.88 per 100 units	119.88 per 100 units	2016/02/26	100,000,000	2015/08/04
66582	SGA Societe Generale Acceptance NV	HS HI R Bear CBBC Apr16A	0.2500	132.88 per 100 units	129.88 per 100 units	2016/04/28	100,000,000	2015/08/04
66512	SGA Societe Generale Acceptance NV	HSCEI R Bull CBBC Mar16D	0.2500	11,008 per 10,000 units	11,208 per 10,000 units	2016/03/30	200,000,000	2015/08/04
66515	SGA Societe Generale Acceptance NV	HSCEI R Bear CBBC Jan16J	0.2500	11,888 per 10,000 units	11,688 per 10,000 units	2016/01/28	200,000,000	2015/08/04
66565	SGA Societe Generale Acceptance N.V.	HSI R Bull CBBC Jan16 O	0.2500	24,508 per 10,000 units	24,608 per 10,000 units	2016/01/28	200,000,000	2015/08/04
66523	SGA Societe Generale Acceptance N.V.	HSI R Bull CBBC Mar16 D	0.2500	24,208 per 10,000 units	24,308 per 10,000 units	2016/03/30	200,000,000	2015/08/04
66524	SGA Societe Generale Acceptance N.V.	HSI R Bear CBBC Feb16 O	0.2500	24,588 per 10,000 units	24,488 per 10,000 units	2016/02/26	200,000,000	2015/08/04
66528	SGA Societe Generale Acceptance N.V.	HSI R Bear CBBC Feb16 P	0.2500	24,988 per 10,000 units	24,888 per 10,000 units	2016/02/26	200,000,000	2015/08/04
66640	UBS AG	HSI R Bull CBBC Apr 2016 R	0.2500	24,471 per 12,000 units	24,721 per 12,000 units	2016/04/28	200,000,000	2015/08/04
66656	UBS AG	HSI R Bull CBBC Apr 2016 S	0.2500	24,150 per 10,000 units	24,350 per 10,000 units	2016/04/28	200,000,000	2015/08/04
66653	UBS AG	HSI R Bull CBBC May 2016 V	0.2500	24,450 per 10,000 units	24,650 per 10,000 units	2016/05/30	200,000,000	2015/08/04
66657	UBS AG	HSI R Bull CBBC May 2016 W	0.2500	24,000 per 10,000 units	24,200 per 10,000 units	2016/05/30	200,000,000	2015/08/04
66655	UBS AG	HSI R Bull CBBC Jun 2016 U	0.2500	24,300 per 10,000 units	24,500 per 10,000 units	2016/06/29	200,000,000	2015/08/04
66623	UBS AG	HSI R Bear CBBC Dec 2015 E	0.2500	24,650 per 12,000 units	24,400 per 12,000 units	2015/12/30	200,000,000	2015/08/04
66627	UBS AG	HSI R Bear CBBC Dec 2015 Q	0.2500	24,900 per 10,000 units	24,700 per 10,000 units	2015/12/30	200,000,000	2015/08/04
66635	UBS AG	HSI R Bear CBBC Dec 2015 W	0.2500	25,350 per 12,000 units	25,100 per 12,000 units	2015/12/30	200,000,000	2015/08/04
66631	UBS AG	HSI R Bear CBBC Jan 2016 A	0.2500	25,050 per 10,000 units	24,850 per 10,000 units	2016/01/28	200,000,000	2015/08/04
66633	UBS AG	HSI R Bear CBBC Jan 2016 B	0.2500	25,150 per 10,000 units	24,950 per 10,000 units	2016/01/28	200,000,000	2015/08/04
66624	UBS AG	HSI R Bear CBBC Jan 2016 Z	0.2500	24,750 per 10,000 units	24,550 per 10,000 units	2016/01/28	200,000,000	2015/08/04
66843	Credit Suisse AG	HSI R Bull CBBC Apr 2016 J	0.2500	23,950 per 10,000 units	24,150 per 10,000 units	2016/04/28	200,000,000	2015/08/05
66845	Credit Suisse AG	HSI R Bull CBBC Apr 2016 N	0.2500	24,050 per 10,000 units	24,250 per 10,000 units	2016/04/28	200,000,000	2015/08/05
66846	Credit Suisse AG	HSI R Bull CBBC Apr 2016 O	0.2500	24,300 per 10,000 units	24,500 per 10,000 units	2016/04/28	200,000,000	2015/08/05
66841	Credit Suisse AG	HSI R Bear CBBC Feb 2016 H	0.2500	24,950 per 10,000 units	24,750 per 10,000 units	2016/02/26	200,000,000	2015/08/05
66842	Credit Suisse AG	HSI R Bear CBBC Feb 2016 I	0.2500	25,250 per 10,000 units	25,050 per 10,000 units	2016/02/26	200,000,000	2015/08/05
66850	Credit Suisse AG	HSI R Bear CBBC Feb 2016 J	0.2500	24,775 per 12,000 units	24,525 per 12,000 units	2016/02/26	200,000,000	2015/08/05
66921	Bank of East Asia	CITIC Sec R Bull CBBC Aug 2016 A	0.5200	16.0000	18.0000	2016/08/08	20,000,000	2015/08/05

Newly listed callable bull/bear contracts (continued)

Code	Issuer	Name of issue	Issue prices (HK\$)	Strike price (HKD) / Strike level per 10 units	Call price (HKD) / Call level per 10 units	Expiry date	No. of issue (units)	Listing date
66938	Bank of East Asia	Galaxy Ent R Bull CBBC Dec 2016 A	0.2500	23 per 100 units	25 per 100 units	2016/12/23	120,000,000	2015/08/05
66925	Bank of East Asia	HKEx R Bull CBBC Jun 2016 B	0.2500	193.80 per 100 units	199.80 per 100 units	2016/06/14	40,000,000	2015/08/05
66919	Bank of East Asia	Haitong Sec R Bull CBBC Dec 2016 C	0.4300	9.6870	11.0000	2016/12/22	25,000,000	2015/08/05
66922	Bank of East Asia	Lenovo R Bull CBBC Dec 2016 A	0.2500	6.7000	7.2000	2016/12/29	40,000,000	2015/08/05
66722	HK Bank	CUni R Bull CBBC Oct 2016 A	0.2700	8.0000	9.0000	2016/10/31	50,000,000	2015/08/05
66710	HK Bank	CUni R Bull CBBC Nov 2016 A	0.4000	7.0000	8.0000	2016/11/28	50,000,000	2015/08/05
66707	HK Bank	China Life R Bear CBBC Sep 2016 A	0.5000	33.4800	32.8800	2016/09/12	50,000,000	2015/08/05
66804	HK Bank	Minsheng Bank R Bull CBBC Oct 2016 E	0.3000	5.7300	5.9800	2016/10/31	60,000,000	2015/08/05
66803	HK Bank	Minsheng Bank R Bear CBBC Oct 2016 A	0.2500	10.1300	9.8800	2016/10/31	40,000,000	2015/08/05
66755	HK Bank	CSOP A50 ETF R Bear CBBC Jun 2016 D	0.2500	15.3800	15.1800	2016/06/06	40,000,000	2015/08/05
66776	HK Bank	A50 R Bull CBBC Apr 2016 L	0.2500	10.2800	10.4800	2016/04/25	200,000,000	2015/08/05
66756	HK Bank	A50 R Bull CBBC Sep 2016 A	0.2500	9.8800	10.0800	2016/09/05	200,000,000	2015/08/05
66757	HK Bank	A50 R Bear CBBC Mar 2016 E	0.2500	13.7800	13.5800	2016/03/23	50,000,000	2015/08/05
66799	HK Bank	Galaxy Ent R Bull CBBC Nov 2016 A	0.8300	25.3800	27.3800	2016/11/28	50,000,000	2015/08/05
66709	HK Bank	HSI R Bull CBBC Jul 2016 L	0.2500	24,098 per 15,000 units	24,298 per 15,000 units	2016/07/28	150,000,000	2015/08/05
66782	HK Bank	Lenovo R Bull CBBC Oct 2016 A	0.3300	5.3800	5.8800	2016/10/03	60,000,000	2015/08/05
66688	HK Bank	Ping An R Bear CBBC Jun 2016 B	0.2500	51.88 per 100 units	50.88 per 100 units	2016/06/06	40,000,000	2015/08/05
66786	HK Bank	Sands China R Bull CBBC Sep 2016 A	0.2500	20.38 per 100 units	22.38 per 100 units	2016/09/26	50,000,000	2015/08/05
66748	HK Bank	TCH R Bull CBBC Jun 2016 F	0.2500	140.88 per 100 units	142.88 per 100 units	2016/06/29	100,000,000	2015/08/05
66754	HK Bank	TCH R Bull CBBC Aug 2016 D	0.3000	118.88 per 100 units	120.88 per 100 units	2016/08/08	100,000,000	2015/08/05
66887	J P Morgan SP BV	CSOP A50 ETF R Bull CBBC Apr 2016 C	0.2500	13.5800	13.8800	2016/04/15	100,000,000	2015/08/05
66892	J P Morgan SP BV	HKEx R Bull CBBC Nov 2016 A	0.2500	203.88 per 100 units	208.88 per 100 units	2016/11/18	100,000,000	2015/08/05
66815	J P Morgan SP BV	HSI R Bull CBBC Jun 2016 M	0.2500	24,300 per 10,000 units	24,500 per 10,000 units	2016/06/29	200,000,000	2015/08/05
66876	J P Morgan SP BV	HSI R Bull CBBC Jun 2016 N	0.2500	23,888 per 10,000 units	24,088 per 10,000 units	2016/06/29	200,000,000	2015/08/05
66817	J P Morgan SP BV	HSI R Bear CBBC Nov 2015 P	0.2500	25,100 per 10,000 units	24,900 per 10,000 units	2015/11/27	200,000,000	2015/08/05
66816	J P Morgan SP BV	HSI R Bear CBBC Dec 2015 Z	0.2500	24,800 per 10,000 units	24,600 per 10,000 units	2015/12/30	200,000,000	2015/08/05
66914	J P Morgan SP BV	Tencent R Bear CBBC Mar 2016 A	0.2500	161.28 per 100 units	158.28 per 100 units	2016/03/18	100,000,000	2015/08/05
66916	J P Morgan SP BV	Tencent R Bear CBBC Apr 2016 A	0.2600	169.68 per 100 units	166.68 per 100 units	2016/04/15	100,000,000	2015/08/05
66809	Standard Chartered Bank	HKEx R Bull CBBC Feb 2016 C	0.3500	178.88 per 100 units	188.88 per 100 units	2016/02/29	50,000,000	2015/08/05
66807	Standard Chartered Bank	HKEx R Bear CBBC Dec 2015 A	0.4000	248.88 per 100 units	238.88 per 100 units	2015/12/31	50,000,000	2015/08/05
66813	Standard Chartered Bank	HSI R Bull CBBC Apr 2016 G	0.2500	23,880 per 20,000 units	24,180 per 20,000 units	2016/04/28	150,000,000	2015/08/05
66814	Standard Chartered Bank	HSI R Bull CBBC Jun 2016 C	0.2500	22,680 per 20,000 units	22,980 per 20,000 units	2016/06/29	150,000,000	2015/08/05
66811	Standard Chartered Bank	HSI R Bear CBBC Dec 2015 G	0.2500	25,080 per 10,000 units	24,880 per 10,000 units	2015/12/30	100,000,000	2015/08/05
66767	SGA Societe Generale Acceptance N.V.	HSI R Bull CBBC Feb16 S	0.2500	24,108 per 10,000 units	24,208 per 10,000 units	2016/02/26	200,000,000	2015/08/05
66768	SGA Societe Generale Acceptance N.V.	HSI R Bear CBBC Feb16 Q	0.2500	24,788 per 10,000 units	24,688 per 10,000 units	2016/02/26	200,000,000	2015/08/05
66771	SGA Societe Generale Acceptance N.V.	HSI R Bear CBBC Feb16 R	0.2500	25,188 per 10,000 units	25,088 per 10,000 units	2016/02/26	200,000,000	2015/08/05
66861	UBS AG	HSBC R Bull CBBC Sep 2016 A	0.2500	57.20 per 100 units	60 per 100 units	2016/09/19	50,000,000	2015/08/05
66870	UBS AG	HSI R Bull CBBC Mar 2016 Y	0.2500	23,950 per 10,000 units	24,150 per 10,000 units	2016/03/30	200,000,000	2015/08/05
66854	UBS AG	HSI R Bull CBBC Apr 2016 T	0.2500	24,200 per 12,000 units	24,450 per 12,000 units	2016/04/28	200,000,000	2015/08/05
66867	UBS AG	HSI R Bull CBBC Apr 2016 U	0.2500	24,050 per 12,000 units	24,300 per 12,000 units	2016/04/28	200,000,000	2015/08/05
66873	UBS AG	HSI R Bull CBBC Apr 2016 V	0.2500	24,400 per 10,000 units	24,600 per 10,000 units	2016/04/28	200,000,000	2015/08/05
66857	UBS AG	HSI R Bull CBBC Aug 2016 E	0.3150	21,400 per 10,000 units	21,600 per 10,000 units	2016/08/30	200,000,000	2015/08/05
66858	UBS AG	HSI R Bear CBBC Jan 2016 C	0.2500	24,850 per 12,000 units	24,600 per 12,000 units	2016/01/28	200,000,000	2015/08/05

Newly listed callable bull/bear contracts (continued)

Code	Issuer	Name of issue	Issue prices (HK\$)	Strike price (HKD) / Strike level per 10 units	Call price (HKD) / Call level per 10 units	Expiry date	No. of issue (units)	Listing date
66862	UBS AG	HSI R Bear CBBC Jan 2016 D	0.2500	24,950 per 10,000 units	24,750 per 10,000 units	2016/01/28	200,000,000	2015/08/05
66864	UBS AG	HSI R Bear CBBC Jan 2016 E	0.2500	25,150 per 12,000 units	24,900 per 12,000 units	2016/01/28	200,000,000	2015/08/05
67010	Credit Suisse AG	HSI R Bull CBBC Feb 2016 H	0.2500	24,100 per 10,000 units	24,300 per 10,000 units	2016/02/26	200,000,000	2015/08/06
67011	Credit Suisse AG	HSI R Bull CBBC Feb 2016 I	0.2500	24,225 per 12,000 units	24,475 per 12,000 units	2016/02/26	200,000,000	2015/08/06
67012	Credit Suisse AG	HSI R Bear CBBC Dec 2015 L	0.2500	24,875 per 10,000 units	24,675 per 10,000 units	2015/12/30	200,000,000	2015/08/06
66971	HK Bank	COVS R Bull CBBC Sep 2016 B	0.5800	19.0800	19.6800	2016/09/26	50,000,000	2015/08/06
66946	HK Bank	Galaxy Ent R Bull CBBC Nov 2016 B	0.2500	22.27 per 100 units	24.27 per 100 units	2016/11/14	50,000,000	2015/08/06
66970	HK Bank	Galaxy Ent R Bear CBBC Nov 2016 A	0.2500	49.77 per 100 units	47.77 per 100 units	2016/11/14	50,000,000	2015/08/06
66989	HK Bank	HSI R Bull CBBC Aug 2016 G	0.2500	24,298 per 15,000 units	24,498 per 15,000 units	2016/08/30	150,000,000	2015/08/06
66987	HK Bank	Sands China R Bear CBBC Nov 2016 A	0.2500	43.28 per 100 units	41.28 per 100 units	2016/11/14	50,000,000	2015/08/06
66988	HK Bank	Sands China R Bear CBBC Dec 2016 B	0.2500	51.28 per 100 units	49.28 per 100 units	2016/12/19	50,000,000	2015/08/06
66942	HK Bank	SHK Ppt R Bull CBBC Jul 2016 A	0.2500	98.88 per 100 units	102.88 per 100 units	2016/07/25	60,000,000	2015/08/06
66943	HK Bank	SHK Ppt R Bear CBBC Oct 2016 A	0.2500	137.88 per 100 units	133.88 per 100 units	2016/10/05	50,000,000	2015/08/06
66995	HK Bank	TCH R Bear CBBC Jul 2016 D	0.2500	151.88 per 100 units	149.88 per 100 units	2016/07/05	100,000,000	2015/08/06
67054	J P Morgan SP BV	CSOP A50 ETF R Bull CBBC Jun 2016 B	0.2500	11.6800	11.8800	2016/06/17	100,000,000	2015/08/06
67038	J P Morgan SP BV	HSI R Bull CBBC Apr 2016 U	0.2500	24,388 per 10,000 units	24,588 per 10,000 units	2016/04/28	200,000,000	2015/08/06
67049	J P Morgan SP BV	HSI R Bull CBBC Jul 2016 N	0.2500	23,988 per 10,000 units	24,188 per 10,000 units	2016/07/28	200,000,000	2015/08/06
67004	J P Morgan SP BV	HSI R Bear CBBC Nov 2015 Q	0.2500	24,888 per 10,000 units	24,688 per 10,000 units	2015/11/27	200,000,000	2015/08/06
67061	J P Morgan SP BV	HSI R Bear CBBC Jan 2016 L	0.2500	25,300 per 10,000 units	25,100 per 10,000 units	2016/01/28	200,000,000	2015/08/06
67056	J P Morgan SP BV	Tencent R Bull CBBC Jul 2016 C	0.2500	123.28 per 100 units	126.28 per 100 units	2016/07/15	100,000,000	2015/08/06
67058	J P Morgan SP BV	Tencent R Bear CBBC Apr 2016 B	0.2500	153.88 per 100 units	150.88 per 100 units	2016/04/15	100,000,000	2015/08/06
67001	Standard Chartered Bank	CSOP A50 ETF R Bull CBBC Jul 2016A	0.2500	12.4800	12.8800	2016/07/04	50,000,000	2015/08/06
67002	Standard Chartered Bank	CSOP A50 ETF R Bear CBBC Mar 2016A	0.2500	16.2800	15.8800	2016/03/14	50,000,000	2015/08/06
67003	Standard Chartered Bank	A50 China R Bull CBBC Jul 2016 A	0.2500	10.9800	11.3800	2016/07/04	50,000,000	2015/08/06
67005	Standard Chartered Bank	HSI R Bull CBBC Apr 2016 H	0.2500	24,280 per 10,000 units	24,480 per 10,000 units	2016/04/28	100,000,000	2015/08/06
67007	Standard Chartered Bank	HSI R Bull CBBC Jun 2016 D	0.2500	23,080 per 20,000 units	23,380 per 20,000 units	2016/06/29	150,000,000	2015/08/06
67017	SGA Societe Generale Acceptance N.V.	HSI R Bull CBBC Apr 16 H	0.2500	22,815 per 15,000 units	22,915 per 15,000 units	2016/04/28	300,000,000	2015/08/06
67020	SGA Societe Generale Acceptance N.V.	HSI R Bull CBBC Apr 16 I	0.2500	23,615 per 15,000 units	23,715 per 15,000 units	2016/04/28	300,000,000	2015/08/06
67015	SGA Societe Generale Acceptance N.V.	HSI R Bull CBBC May 16 A	0.2500	22,415 per 15,000 units	22,515 per 15,000 units	2016/05/30	300,000,000	2015/08/06
67019	SGA Societe Generale Acceptance N.V.	HSI R Bull CBBC May 16 B	0.2500	23,215 per 15,000 units	23,315 per 15,000 units	2016/05/30	300,000,000	2015/08/06
67022	SGA Societe Generale Acceptance N.V.	HSI R Bear CBBC Mar 16 A	0.2500	25,585 per 15,000 units	25,485 per 15,000 units	2016/03/30	300,000,000	2015/08/06
67029	SGA Societe Generale Acceptance N.V.	HSI R Bear CBBC Mar 16 B	0.2500	26,385 per 15,000 units	26,285 per 15,000 units	2016/03/30	300,000,000	2015/08/06
67028	SGA Societe Generale Acceptance N.V.	HSI R Bear CBBC Apr 16 A	0.2500	25,985 per 15,000 units	25,885 per 15,000 units	2016/04/28	300,000,000	2015/08/06
67033	SGA Societe Generale Acceptance N.V.	HSI R Bear CBBC Apr 16 B	0.2500	26,785 per 15,000 units	26,685 per 15,000 units	2016/04/28	300,000,000	2015/08/06
67014	UBS AG	HSI R Bull CBBC Apr 2016 W	0.2500	24,050 per 10,000 units	24,250 per 10,000 units	2016/04/28	200,000,000	2015/08/06
67013	UBS AG	HSI R Bear CBBC Jan 2016 F	0.2500	25,250 per 10,000 units	25,050 per 10,000 units	2016/01/28	200,000,000	2015/08/06
67130	Credit Suisse AG	HSI R Bull CBBC Feb 2016 J	0.2500	24,386 per 12,000 units	24,636 per 12,000 units	2016/02/26	200,000,000	2015/08/07
67129	Credit Suisse AG	Ping An R Bull CBBC Feb 2016 B	0.2500	37.65 per 100 units	39.15 per 100 units	2016/02/25	60,000,000	2015/08/07
67168	Bank of East Asia	Galaxy Ent R Bull CBBC Dec 2016 B	0.5300	30.5000	32.5000	2016/12/30	20,000,000	2015/08/07
67163	Bank of East Asia	Galaxy Ent R Bear CBBC Jun 2016 A	0.8600	44.2700	42.2700	2016/06/27	12,000,000	2015/08/07
67172	Bank of East Asia	Haitong Sec R Bull CBBC Dec 2016 D	0.2500	12.0000	13.2000	2016/12/16	40,000,000	2015/08/07
67175	Bank of East Asia	Lenovo R Bull CBBC Dec 2016 B	0.2500	6.0000	6.6000	2016/12/09	40,000,000	2015/08/07
67171	Bank of East Asia	Sands China R Bull CBBC Dec 2016 A	0.7100	27.2800	29.2800	2016/12/19	15,000,000	2015/08/07

Newly listed callable bull/bear contracts (continued)

Code	Issuer	Name of issue	Issue prices (HK\$)	Strike price (HKD) / Strike level per 10 units	Call price (HKD) / Call level per 10 units	Expiry date	No. of issue (units)	Listing date
67170	Bank of East Asia	Sands China R Bear CBBC Dec 2016 A	0.9800	44.0000	42.0000	2016/12/19	12,000,000	2015/08/07
67078	HK Bank	ABC R Bear CBBC Sep 2016 A	0.2500	4.1300	3.9800	2016/09/19	40,000,000	2015/08/07
67071	HK Bank	BOCL R Bear CBBC Sep 2016 A	0.2500	5.1300	4.9800	2016/09/19	40,000,000	2015/08/07
67081	HK Bank	Galaxy Ent R Bull CBBC Dec 2016 A	0.2500	17.27 per 100 units	19.27 per 100 units	2016/12/19	50,000,000	2015/08/07
67064	HK Bank	Galaxy Ent R Bear CBBC Dec 2016 A	0.9100	42.2700	40.2700	2016/12/19	50,000,000	2015/08/07
67160	HK Bank	Sands China R Bear CBBC Nov 2016 B	0.2500	57.28 per 100 units	55.28 per 100 units	2016/11/04	50,000,000	2015/08/07
67134	J P Morgan SP BV	HSI R Bull CBBC May 2016 K	0.2500	23,588 per 10,000 units	23,788 per 10,000 units	2016/05/30	200,000,000	2015/08/07
67084	J P Morgan SP BV	HSI R Bull CBBC Jul 2016 O	0.2500	24,200 per 10,000 units	24,400 per 10,000 units	2016/07/28	200,000,000	2015/08/07
67083	J P Morgan SP BV	HSI R Bear CBBC Nov 2015 R	0.2500	24,788 per 10,000 units	24,588 per 10,000 units	2015/11/27	200,000,000	2015/08/07
67132	J P Morgan SP BV	HSI R Bear CBBC Jan 2016 M	0.2500	25,188 per 10,000 units	24,988 per 10,000 units	2016/01/28	200,000,000	2015/08/07
67097	Standard Chartered Bank	HSI R Bull CBBC Jun 2016 E	0.2500	22,430 per 10,000 units	22,630 per 10,000 units	2016/06/29	100,000,000	2015/08/07
67098	Standard Chartered Bank	HSI R Bull CBBC Aug 2016 A	0.2500	22,080 per 10,000 units	22,280 per 10,000 units	2016/08/30	100,000,000	2015/08/07
67090	Standard Chartered Bank	HSI R Bear CBBC Dec 2015 H	0.2500	25,880 per 20,000 units	25,580 per 20,000 units	2015/12/30	150,000,000	2015/08/07
67095	Standard Chartered Bank	HSI R Bear CBBC Dec 2015 I	0.2500	25,280 per 20,000 units	24,980 per 20,000 units	2015/12/30	150,000,000	2015/08/07
67107	UBS AG	CUni R Bull CBBC Dec 2015 A	0.2500	8.3800	9.3800	2015/12/21	50,000,000	2015/08/07
67106	UBS AG	Galaxy Ent R Bull CBBC Jun 2016 A	0.2500	26.88 per 100 units	28.88 per 100 units	2016/06/20	100,000,000	2015/08/07
67114	UBS AG	HSI R Bull CBBC Feb 2016 S	0.2500	23,788 per 15,000 units	24,088 per 15,000 units	2016/02/26	200,000,000	2015/08/07
67102	UBS AG	HSI R Bear CBBC Jan 2016 G	0.2500	24,748 per 12,000 units	24,498 per 12,000 units	2016/01/28	200,000,000	2015/08/07
67109	UBS AG	Sands China R Bull CBBC Mar 2016 A	0.2500	25.88 per 100 units	27.88 per 100 units	2016/03/21	100,000,000	2015/08/07
67367	Credit Suisse AG	CSOP A50 ETF R Bull CBBC Mar 2016 B	0.2500	11.8000	12.1000	2016/03/31	100,000,000	2015/08/10
67371	Credit Suisse AG	CSOP A50 ETF R Bull CBBC Mar 2016 C	0.2500	11.2500	11.5500	2016/03/31	100,000,000	2015/08/10
67364	Credit Suisse AG	HS H-SH ETF R Bull CBBC Mar 2016 B	0.2500	97.38 per 100 units	100.38 per 100 units	2016/03/31	80,000,000	2015/08/10
67321	Credit Suisse AG	HSCEI R Bull CBBC Feb 2016 E	0.2500	9,550 per 10,000 units	9,750 per 10,000 units	2016/02/26	108,000,000	2015/08/10
67355	Credit Suisse AG	HSCEI R Bull CBBC Feb 2016 F	0.2500	9,100 per 10,000 units	9,300 per 10,000 units	2016/02/26	108,000,000	2015/08/10
67360	Credit Suisse AG	HSCEI R Bear CBBC Dec 2015 E	0.2500	11,400 per 10,000 units	11,200 per 10,000 units	2015/12/30	108,000,000	2015/08/10
67362	Credit Suisse AG	HSI R Bull CBBC Mar 2016 D	0.2500	23,450 per 10,000 units	23,650 per 10,000 units	2016/03/30	200,000,000	2015/08/10
67311	Credit Suisse AG	HSI R Bull CBBC Mar 2016 J	0.2500	24,406 per 10,000 units	24,606 per 10,000 units	2016/03/30	200,000,000	2015/08/10
67312	Credit Suisse AG	HSI R Bull CBBC Mar 2016 K	0.2500	24,250 per 10,000 units	24,450 per 10,000 units	2016/03/30	200,000,000	2015/08/10
67314	Credit Suisse AG	HSI R Bull CBBC Mar 2016 L	0.2500	24,150 per 10,000 units	24,350 per 10,000 units	2016/03/30	200,000,000	2015/08/10
67363	Credit Suisse AG	HSI R Bull CBBC Apr 2016 P	0.3200	21,400 per 10,000 units	21,600 per 10,000 units	2016/04/28	200,000,000	2015/08/10
67374	Credit Suisse AG	HSI R Bear CBBC Dec 2015 J	0.2500	24,700 per 10,000 units	24,500 per 10,000 units	2015/12/30	200,000,000	2015/08/10
67381	Credit Suisse AG	HSI R Bear CBBC Dec 2015 K	0.2500	24,613 per 12,000 units	24,373 per 12,000 units	2015/12/30	200,000,000	2015/08/10
67257	HK Bank	CAM CSI300 R Bull CBBC Sep 2016 B	0.4800	42.8800	43.8800	2016/09/26	100,000,000	2015/08/10
67258	HK Bank	CAM CSI300 R Bull CBBC Oct 2016 A	0.9400	38.3800	39.3800	2016/10/31	100,000,000	2015/08/10
67246	HK Bank	CGN Power R Bull CBBC Dec 2016 A	0.2500	2.4800	2.8800	2016/12/19	40,000,000	2015/08/10
67261	HK Bank	CM Bank R Bull CBBC Sep 2016 A	0.2800	17.5800	18.1800	2016/09/26	40,000,000	2015/08/10
67243	HK Bank	CRRC R Bull CBBC Dec 2016 A	0.2500	7.3800	7.7800	2016/12/19	40,000,000	2015/08/10
67259	HK Bank	Evergrande R Bull CBBC Nov 2016 A	0.2500	4.0800	4.3800	2016/11/28	60,000,000	2015/08/10
67260	HK Bank	Evergrande R Bull CBBC Dec 2016 A	0.2500	3.3800	3.6800	2016/12/19	60,000,000	2015/08/10
67202	HK Bank	Gome R Bull CBBC Dec 2016 A	0.4100	0.95 per unit	1.15 per unit	2016/12/19	40,000,000	2015/08/10
67200	HK Bank	HKEEx R Bull CBBC Oct 2016 E	0.3500	176.88 per 100 units	179.88 per 100 units	2016/10/24	100,000,000	2015/08/10
67176	HK Bank	HKEEx R Bull CBBC Nov 2016 A	0.4400	168.88 per 100 units	171.88 per 100 units	2016/11/07	100,000,000	2015/08/10
67449	J P Morgan SP BV	CAM CSI300 R Bull CBBC Aug 2016 A	0.2500	41.88 per 100 units	42.88 per 100 units	2016/08/19	100,000,000	2015/08/10

Newly listed callable bull/bear contracts (continued)

Code	Issuer	Name of issue	Issue prices (HK\$)	Strike price (HKD) / Strike level per 10 units	Call price (HKD) / Call level per 10 units	Expiry date	No. of issue (units)	Listing date
67450	J P Morgan SP BV	CAM CSI300 R Bull CBBC Sep 2016 A	0.2500	37.88 per 100 units	38.88 per 100 units	2016/09/15	100,000,000	2015/08/10
67276	J P Morgan SP BV	HSCEI R Bull CBBC Jul 2016 F	0.2500	10,800 per 10,000 units	11,000 per 10,000 units	2016/07/28	100,000,000	2015/08/10
67282	J P Morgan SP BV	HSI R Bull CBBC May 2016 L	0.2500	24,436 per 10,000 units	24,636 per 10,000 units	2016/05/30	200,000,000	2015/08/10
67281	J P Morgan SP BV	HSI R Bull CBBC Jul 2016 P	0.2500	24,100 per 10,000 units	24,300 per 10,000 units	2016/07/28	200,000,000	2015/08/10
67451	J P Morgan SP BV	HSI R Bear CBBC Nov 2015 S	0.2500	24,688 per 10,000 units	24,488 per 10,000 units	2015/11/27	200,000,000	2015/08/10
67462	J P Morgan SP BV	HSI R Bear CBBC Dec 2015 A	0.2500	25,088 per 10,000 units	24,888 per 10,000 units	2015/12/30	200,000,000	2015/08/10
67289	Standard Chartered Bank	CAM CSI300 R Bull CBBC Aug 2016 A	0.4000	44.0000	45.0000	2016/08/31	50,000,000	2015/08/10
67292	Standard Chartered Bank	CAM CSI300 R Bull CBBC Sep 2016 A	0.6500	41.0000	42.0000	2016/09/29	50,000,000	2015/08/10
67302	Standard Chartered Bank	HSI R Bull CBBC Jun 2016 F	0.2500	22,280 per 20,000 units	22,580 per 20,000 units	2016/06/29	150,000,000	2015/08/10
67308	Standard Chartered Bank	HSI R Bull CBBC Jun 2016 G	0.2500	22,880 per 20,000 units	23,180 per 20,000 units	2016/06/29	150,000,000	2015/08/10
67320	Standard Chartered Bank	HSI R Bear CBBC Dec 2015 J	0.2500	24,880 per 20,000 units	24,580 per 20,000 units	2015/12/30	150,000,000	2015/08/10
67262	SGA Societe Generale Acceptance NV	HSCEI R Bull CBBC Feb16Q	0.2500	10,808 per 10,000 units	11,008 per 10,000 units	2016/02/26	200,000,000	2015/08/10
67263	SGA Societe Generale Acceptance NV	HSCEI R Bear CBBC Dec15N	0.2500	12,088 per 10,000 units	11,888 per 10,000 units	2015/12/30	200,000,000	2015/08/10
67275	SGA Societe Generale Acceptance N.V.	HSI R Bull CBBC Mar16 E	0.2500	24,408 per 10,000 units	24,508 per 10,000 units	2016/03/30	200,000,000	2015/08/10
67309	SGA Societe Generale Acceptance N.V.	HSI R Bear CBBC Jan16 S	0.2500	24,488 per 10,000 units	24,388 per 10,000 units	2016/01/28	200,000,000	2015/08/10
67310	SGA Societe Generale Acceptance N.V.	HSI R Bear CBBC Jan16 T	0.2500	25,400 per 20,000 units	25,300 per 20,000 units	2016/01/28	400,000,000	2015/08/10
67408	UBS AG	HSCEI R Bull CBBC Dec 2015 N	0.2500	10,800 per 10,000 units	11,000 per 10,000 units	2015/12/30	200,000,000	2015/08/10
67444	UBS AG	HSCEI R Bear CBBC Nov 2015 Q	0.2500	11,400 per 10,000 units	11,200 per 10,000 units	2015/11/27	200,000,000	2015/08/10
67395	UBS AG	HSI R Bull CBBC Apr 2016 X	0.2500	24,386 per 12,000 units	24,636 per 12,000 units	2016/04/28	200,000,000	2015/08/10
67402	UBS AG	HSI R Bull CBBC May 2016 X	0.2500	24,200 per 10,000 units	24,400 per 10,000 units	2016/05/30	200,000,000	2015/08/10
67398	UBS AG	HSI R Bull CBBC Jul 2016 M	0.2500	24,350 per 10,000 units	24,550 per 10,000 units	2016/07/28	200,000,000	2015/08/10
67443	UBS AG	HSI R Bear CBBC Jan 2016 J	0.2500	24,650 per 10,000 units	24,450 per 10,000 units	2016/01/28	200,000,000	2015/08/10
67442	UBS AG	HSI R Bear CBBC Feb 2016 D	0.2500	24,623 per 12,000 units	24,373 per 12,000 units	2016/02/26	200,000,000	2015/08/10
67527	Credit Suisse AG	CAM CSI300 R Bull CBBC Jun 2016 A	0.4300	44.1000	45.1000	2016/06/29	80,000,000	2015/08/11
67533	Credit Suisse AG	CAM CSI300 R Bull CBBC Jun 2016 B	0.2500	40.80 per 100 units	41.80 per 100 units	2016/06/29	80,000,000	2015/08/11
67534	Credit Suisse AG	CAM CSI300 R Bull CBBC Jun 2016 C	0.2500	38 per 100 units	39 per 100 units	2016/06/29	80,000,000	2015/08/11
67519	Credit Suisse AG	CGN Power R Bull CBBC Aug 2016 A	0.2500	2.5000	2.9000	2016/08/30	40,000,000	2015/08/11
67517	Credit Suisse AG	CRRC R Bull CBBC Mar 2016 A	0.2500	7.3000	7.8000	2016/03/30	40,000,000	2015/08/11
67515	Credit Suisse AG	Gome R Bull CBBC Jan 2016 A	0.3400	0.96 per unit	1.16 per unit	2016/01/28	40,000,000	2015/08/11
67542	Credit Suisse AG	HSI R Bull CBBC Apr 2016 Q	0.2500	24,161 per 12,000 units	24,411 per 12,000 units	2016/04/28	200,000,000	2015/08/11
67543	Credit Suisse AG	HSI R Bear CBBC Jan 2016 Y	0.2500	24,629 per 12,000 units	24,379 per 12,000 units	2016/01/28	200,000,000	2015/08/11
67463	HK Bank	AIA R Bull CBBC Sep 2016 C	0.2500	40.08 per 100 units	41.08 per 100 units	2016/09/26	60,000,000	2015/08/11
67494	HK Bank	China Life R Bull CBBC Sep 2016 A	0.8100	19.7800	20.3800	2016/09/26	60,000,000	2015/08/11
67478	HK Bank	CSOP A50 ETF R Bull CBBC Jul 2016 B	0.2800	11.0800	11.2800	2016/07/25	200,000,000	2015/08/11
67486	HK Bank	CSOP A50 ETF R Bull CBBC Aug 2016 A	0.3200	10.6800	10.8800	2016/08/15	200,000,000	2015/08/11
67464	HK Bank	A50 R Bear CBBC Oct 2016 A	0.2500	13.0800	12.8800	2016/10/31	50,000,000	2015/08/11
67490	HK Bank	HSCEI R Bull CBBC Sep 2016 D	0.2500	9,498 per 10,000 units	9,698 per 10,000 units	2016/09/29	100,000,000	2015/08/11
67493	HK Bank	HSCEI R Bull CBBC Oct 2016 C	0.2500	8,998 per 10,000 units	9,198 per 10,000 units	2016/10/28	100,000,000	2015/08/11
67500	HK Bank	HSCEI R Bull CBBC Nov 2016 B	0.2500	8,698 per 10,000 units	8,898 per 10,000 units	2016/11/29	100,000,000	2015/08/11
67501	HK Bank	HSCEI R Bear CBBC Aug 2016 D	0.2500	11,588 per 10,000 units	11,388 per 10,000 units	2016/08/30	68,000,000	2015/08/11
67497	HK Bank	PetCh R Bear CBBC Oct 2016 B	0.2500	8.5300	8.1800	2016/10/31	40,000,000	2015/08/11
67508	HK Bank	Sh Electric R Bull CBBC Dec 2016 A	0.2500	2.7800	3.5800	2016/12/19	40,000,000	2015/08/11
67496	HK Bank	TCH R Bull CBBC Aug 2016 E	0.2500	128.88 per 100 units	130.88 per 100 units	2016/08/29	100,000,000	2015/08/11

Newly listed callable bull/bear contracts (continued)

Code	Issuer	Name of issue	Issue prices (HK\$)	Strike price (HKD) / Strike level per 10 units	Call price (HKD) / Call level per 10 units	Expiry date	No. of issue (units)	Listing date
67512	Standard Chartered Bank	HSI R Bull CBBC Apr 2016 I	0.2500	24,080 per 10,000 units	24,280 per 10,000 units	2016/04/28	100,000,000	2015/08/11
67513	Standard Chartered Bank	HSI R Bull CBBC Aug 2016 B	0.2500	21,880 per 20,000 units	22,180 per 20,000 units	2016/08/30	150,000,000	2015/08/11
67509	Standard Chartered Bank	HSI R Bear CBBC Dec 2015 K	0.2500	24,680 per 10,000 units	24,480 per 10,000 units	2015/12/30	100,000,000	2015/08/11
67537	UBS AG	HSI R Bull CBBC Mar 2016 Z	0.2500	24,150 per 10,000 units	24,350 per 10,000 units	2016/03/30	200,000,000	2015/08/11
67541	UBS AG	ICBC R Bull CBBC Jul 2016 A	0.2500	4.3000	4.5000	2016/07/25	100,000,000	2015/08/11
67560	Credit Suisse AG	China Comm Constr R Bull CBBC Apr 2016 A	0.2500	8.0000	9.0800	2016/04/29	50,000,000	2015/08/12
67563	Credit Suisse AG	HSI R Bull CBBC Feb 2016 K	0.2500	24,314 per 10,000 units	24,514 per 10,000 units	2016/02/26	200,000,000	2015/08/12
67559	Credit Suisse AG	HSI R Bear CBBC Feb 2016 K	0.2500	24,607 per 10,000 units	24,407 per 10,000 units	2016/02/26	200,000,000	2015/08/12
67561	Credit Suisse AG	HSI R Bear CBBC Mar 2016 B	0.2500	24,750 per 10,000 units	24,550 per 10,000 units	2016/03/30	200,000,000	2015/08/12
67557	HK Bank	CNOOC R Bull CBBC Dec 2016 A	0.2500	7.0800	7.5800	2016/12/19	60,000,000	2015/08/12
67548	HK Bank	Sinopec Corp R Bull CBBC Nov 2016 A	0.2500	4.8300	5.1300	2016/11/28	80,000,000	2015/08/12
67555	HK Bank	Sinopec Corp R Bull CBBC Dec 2016 A	0.2500	4.0300	4.3300	2016/12/19	80,000,000	2015/08/12
67544	HK Bank	CSOP A50 ETF R Bull CBBC Aug 2016 B	0.2500	13.3300	13.4800	2016/08/10	100,000,000	2015/08/12
67556	HK Bank	PetCh R Bull CBBC Dec 2016 A	0.2500	5.4800	5.8300	2016/12/19	60,000,000	2015/08/12
67583	J P Morgan SP BV	HSI R Bull CBBC Jun 2016 O	0.2500	24,300 per 10,000 units	24,500 per 10,000 units	2016/06/29	200,000,000	2015/08/12
67587	J P Morgan SP BV	HSI R Bull CBBC Jul 2016 Q	0.2500	23,388 per 10,000 units	23,588 per 10,000 units	2016/07/28	200,000,000	2015/08/12
67572	J P Morgan SP BV	HSI R Bear CBBC Dec 2015 B	0.2500	24,700 per 10,000 units	24,500 per 10,000 units	2015/12/30	200,000,000	2015/08/12
67589	J P Morgan SP BV	HSI R Bear CBBC Dec 2015 H	0.2500	25,288 per 10,000 units	25,088 per 10,000 units	2015/12/30	200,000,000	2015/08/12
67558	Standard Chartered Bank	HSI R Bull CBBC Apr 2016 J	0.2500	24,080 per 20,000 units	24,380 per 20,000 units	2016/04/28	150,000,000	2015/08/12
67570	UBS AG	HSI R Bull CBBC Jun 2016 V	0.2500	24,300 per 10,000 units	24,500 per 10,000 units	2016/06/29	200,000,000	2015/08/12
67564	UBS AG	HSI R Bear CBBC Dec 2015 X	0.2500	24,750 per 10,000 units	24,550 per 10,000 units	2015/12/30	200,000,000	2015/08/12
67621	Credit Suisse AG	HSI R Bull CBBC Jan 2016 K	0.2500	24,250 per 12,000 units	24,500 per 12,000 units	2016/01/28	200,000,000	2015/08/13
67622	Credit Suisse AG	HSI R Bear CBBC Dec 2015 M	0.2500	24,576 per 10,000 units	24,376 per 10,000 units	2015/12/30	200,000,000	2015/08/13
67617	Bank of East Asia	CAM CSI300 R Bull CBBC Jul 2016 A	0.2500	38.50 per 100 units	39.80 per 100 units	2016/07/05	50,000,000	2015/08/13
67592	Bank of East Asia	China Comm Constr R Bull CBBC Jun 2016 A	0.2500	8.1800	9.1800	2016/06/02	40,000,000	2015/08/13
67615	Bank of East Asia	CGN Power R Bull CBBC Jul 2016 A	0.2500	2.5800	2.8800	2016/07/06	100,000,000	2015/08/13
67597	Bank of East Asia	CRRC R Bull CBBC Dec 2016 A	0.2500	7.4000	8.0000	2016/12/16	40,000,000	2015/08/13
67591	Bank of East Asia	PetCh R Bull CBBC Jun 2016 B	0.2500	6.0000	6.6000	2016/06/17	40,000,000	2015/08/13
67669	J P Morgan SP BV	AIA R Bull CBBC Sep 2016 A	0.2500	44.88 per 100 units	45.88 per 100 units	2016/09/15	100,000,000	2015/08/13
67657	J P Morgan SP BV	CSOP A50 ETF R Bull CBBC Apr 2016 D	0.2500	11.9000	12.2000	2016/04/15	100,000,000	2015/08/13
67666	J P Morgan SP BV	A50 China R Bull CBBC Jun 2016 B	0.2500	11.0000	11.2000	2016/06/17	100,000,000	2015/08/13
67656	J P Morgan SP BV	HKEx R Bull CBBC Nov 2016 B	0.3200	173.88 per 100 units	178.88 per 100 units	2016/11/18	100,000,000	2015/08/13
67652	J P Morgan SP BV	HKEx R Bear CBBC Mar 2016 A	0.2500	225.88 per 100 units	218.88 per 100 units	2016/03/31	100,000,000	2015/08/13
67654	J P Morgan SP BV	HKEx R Bear CBBC Mar 2016 B	0.3200	235.88 per 100 units	228.88 per 100 units	2016/03/31	100,000,000	2015/08/13
67641	J P Morgan SP BV	HSBC R Bull CBBC Aug 2016 A	0.2500	66.38 per 100 units	68.88 per 100 units	2016/08/31	100,000,000	2015/08/13
67645	J P Morgan SP BV	HSBC R Bull CBBC Oct 2016 A	0.2500	63.38 per 100 units	65.88 per 100 units	2016/10/28	100,000,000	2015/08/13
67647	J P Morgan SP BV	HSBC R Bear CBBC Apr 2016 A	0.2500	81.38 per 100 units	78.88 per 100 units	2016/04/15	100,000,000	2015/08/13
67590	J P Morgan SP BV	HSI R Bull CBBC Jun 2016 P	0.2500	24,188 per 10,000 units	24,388 per 10,000 units	2016/06/29	200,000,000	2015/08/13
67674	J P Morgan SP BV	HSI R Bear CBBC Nov 2015 N	0.2500	24,988 per 10,000 units	24,788 per 10,000 units	2015/11/27	200,000,000	2015/08/13
67670	J P Morgan SP BV	HSI R Bear CBBC Nov 2015 T	0.2500	24,600 per 10,000 units	24,400 per 10,000 units	2015/11/27	200,000,000	2015/08/13
67658	J P Morgan SP BV	Ping An R Bull CBBC Sep 2016 A	0.2500	39.38 per 100 units	40.88 per 100 units	2016/09/15	100,000,000	2015/08/13
67663	J P Morgan SP BV	Ping An R Bull CBBC Oct 2016 B	0.2500	37.38 per 100 units	38.88 per 100 units	2016/10/14	100,000,000	2015/08/13
67665	J P Morgan SP BV	Tencent R Bull CBBC Sep 2016 A	0.2500	117.28 per 100 units	120.28 per 100 units	2016/09/15	100,000,000	2015/08/13

Newly listed callable bull/bear contracts (continued)

Code	Issuer	Name of issue	Issue prices (HK\$)	Strike price (HKD) / Strike level per 10 units	Call price (HKD) / Call level per 10 units	Expiry date	No. of issue (units)	Listing date
67638	UBS AG	HSI R Bull CBBC Apr 2016 Y	0.2500	24,250 per 10,000 units	24,450 per 10,000 units	2016/04/28	200,000,000	2015/08/13
67639	UBS AG	HSI R Bear CBBC Dec 2015 J	0.2500	24,600 per 10,000 units	24,400 per 10,000 units	2015/12/30	200,000,000	2015/08/13
67732	Credit Suisse AG	HSI R Bull CBBC Mar 2016 M	0.2500	24,354 per 12,000 units	24,604 per 12,000 units	2016/03/30	200,000,000	2015/08/14
67730	Credit Suisse AG	HSI R Bear CBBC Nov 2015 M	0.2500	24,800 per 10,000 units	24,600 per 10,000 units	2015/11/27	200,000,000	2015/08/14
67728	Credit Suisse AG	HSI R Bear CBBC Nov 2015 W	0.2500	24,650 per 10,000 units	24,450 per 10,000 units	2015/11/27	200,000,000	2015/08/14
67701	HK Bank	CAM CSI300 R Bull CBBC Jun 2016 A	0.3500	44.8800	45.8800	2016/06/06	100,000,000	2015/08/14
67693	HK Bank	CAM CSI300 R Bull CBBC Aug 2016 B	0.7400	40.8800	41.8800	2016/08/22	100,000,000	2015/08/14
67716	HK Bank	CGN Power R Bull CBBC Aug 2016 A	0.2500	2.7800	3.1800	2016/08/22	40,000,000	2015/08/14
67725	HK Bank	CSOP A50 ETF R Bear CBBC Aug 2016 B	0.2500	14.7300	14.5800	2016/08/01	40,000,000	2015/08/14
67687	HK Bank	HSI H-SH ETF R Bull CBBC Aug 2016 B	0.2500	106.88 per 100 units	108.88 per 100 units	2016/08/08	100,000,000	2015/08/14
67726	HK Bank	HSI R Bear CBBC Jun 2016 H	0.2500	24,788 per 15,000 units	24,588 per 15,000 units	2016/06/29	100,000,000	2015/08/14
67676	HK Bank	Ping An R Bear CBBC Jun 2016 C	0.2500	47.88 per 100 units	46.88 per 100 units	2016/06/06	40,000,000	2015/08/14
67675	HK Bank	TCH R Bear CBBC Aug 2016 A	0.2500	148.88 per 100 units	146.88 per 100 units	2016/08/22	100,000,000	2015/08/14
67757	J P Morgan SP BV	CSOP A50 ETF R Bull CBBC Jun 2016 C	0.2500	12.6800	12.8800	2016/06/17	100,000,000	2015/08/14
67751	J P Morgan SP BV	HSI R Bull CBBC Jun 2016 Q	0.2500	24,088 per 10,000 units	24,288 per 10,000 units	2016/06/29	200,000,000	2015/08/14
67747	J P Morgan SP BV	HSI R Bull CBBC Jul 2016 R	0.2500	24,400 per 10,000 units	24,600 per 10,000 units	2016/07/28	200,000,000	2015/08/14
67759	J P Morgan SP BV	HSI R Bear CBBC Nov 2015 U	0.2500	24,800 per 10,000 units	24,600 per 10,000 units	2015/11/27	200,000,000	2015/08/14
67760	J P Morgan SP BV	HSI R Bear CBBC Dec 2015 I	0.2500	25,388 per 10,000 units	25,188 per 10,000 units	2015/12/30	200,000,000	2015/08/14
67735	UBS AG	HSI R Bull CBBC Jun 2016 W	0.2500	24,400 per 10,000 units	24,600 per 10,000 units	2016/06/29	200,000,000	2015/08/14
67733	UBS AG	HSI R Bear CBBC Nov 2015 J	0.2500	24,700 per 10,000 units	24,500 per 10,000 units	2015/11/27	200,000,000	2015/08/14
67794	Credit Suisse AG	HSI R Bull CBBC Feb 2016 L	0.2500	23,950 per 10,000 units	24,150 per 10,000 units	2016/02/26	200,000,000	2015/08/17
67796	Credit Suisse AG	HSI R Bull CBBC Feb 2016 M	0.2500	24,150 per 10,000 units	24,350 per 10,000 units	2016/02/26	200,000,000	2015/08/17
67798	Credit Suisse AG	HSI R Bull CBBC Feb 2016 N	0.2500	24,281 per 12,000 units	24,521 per 12,000 units	2016/02/26	200,000,000	2015/08/17
67797	Credit Suisse AG	HSI R Bear CBBC Dec 2015 N	0.2500	24,678 per 10,000 units	24,478 per 10,000 units	2015/12/30	200,000,000	2015/08/17
67791	J P Morgan SP BV	HSI R Bull CBBC Jul 2016 S	0.2500	24,200 per 10,000 units	24,400 per 10,000 units	2016/07/28	200,000,000	2015/08/17
67804	J P Morgan SP BV	HSI R Bear CBBC Nov 2015 V	0.2500	24,688 per 10,000 units	24,488 per 10,000 units	2015/11/27	200,000,000	2015/08/17
67792	Macquarie Bank Ltd.	HSI R Bear CBBC Nov 2015 B	0.2550	25,700 per 10,000 units	25,500 per 10,000 units	2015/11/27	40,000,000	2015/08/17
67790	Standard Chartered Bank	HSCEI R Bear CBBC Jan 2016 B	0.2500	11,480 per 10,000 units	11,280 per 10,000 units	2016/01/28	100,000,000	2015/08/17
67773	Standard Chartered Bank	HSI R Bull CBBC May 2016 A	0.2500	24,280 per 10,000 units	24,480 per 10,000 units	2016/05/30	100,000,000	2015/08/17
67775	Standard Chartered Bank	HSI R Bull CBBC Aug 2016 C	0.2950	21,630 per 10,000 units	21,830 per 10,000 units	2016/08/30	100,000,000	2015/08/17
67801	UBS AG	HSI R Bull CBBC May 2016 G	0.2500	24,050 per 10,000 units	24,250 per 10,000 units	2016/05/30	200,000,000	2015/08/17
67802	UBS AG	HSI R Bull CBBC May 2016 H	0.2500	23,838 per 10,000 units	24,038 per 10,000 units	2016/05/30	200,000,000	2015/08/17
67799	UBS AG	HSI R Bull CBBC May 2016 Y	0.2500	24,350 per 10,000 units	24,550 per 10,000 units	2016/05/30	200,000,000	2015/08/17
67800	UBS AG	HSI R Bull CBBC May 2016 Z	0.2500	24,200 per 10,000 units	24,400 per 10,000 units	2016/05/30	200,000,000	2015/08/17
67803	UBS AG	HSI R Bear CBBC Dec 2015 Y	0.2500	24,800 per 10,000 units	24,600 per 10,000 units	2015/12/30	200,000,000	2015/08/17
67821	Credit Suisse AG	HSCEI R Bull CBBC Feb 2016 G	0.2500	10,800 per 10,000 units	11,000 per 10,000 units	2016/02/26	108,000,000	2015/08/18
67822	Credit Suisse AG	HSCEI R Bull CBBC Mar 2016 H	0.2500	11,000 per 10,000 units	11,200 per 10,000 units	2016/03/30	108,000,000	2015/08/18
67823	Credit Suisse AG	HSI R Bull CBBC Mar 2016 N	0.2500	24,505 per 12,000 units	24,755 per 12,000 units	2016/03/30	200,000,000	2015/08/18
67824	Credit Suisse AG	HSI R Bull CBBC Mar 2016 O	0.2500	24,350 per 10,000 units	24,550 per 10,000 units	2016/03/30	200,000,000	2015/08/18
67825	Credit Suisse AG	HSI R Bull CBBC Mar 2016 P	0.2500	24,200 per 10,000 units	24,400 per 10,000 units	2016/03/30	200,000,000	2015/08/18
67826	Credit Suisse AG	HSI R Bull CBBC Mar 2016 Q	0.2500	24,000 per 10,000 units	24,200 per 10,000 units	2016/03/30	200,000,000	2015/08/18
67819	Credit Suisse AG	HSI R Bear CBBC Dec 2015 J	0.2500	24,850 per 10,000 units	24,650 per 10,000 units	2015/12/30	200,000,000	2015/08/18
67820	Credit Suisse AG	HSI R Bear CBBC Dec 2015 K	0.2500	25,050 per 10,000 units	24,850 per 10,000 units	2015/12/30	200,000,000	2015/08/18

Newly listed callable bull/bear contracts (continued)

Code	Issuer	Name of issue	Issue prices (HK\$)	Strike price (HKD) / Strike level per 10 units	Call price (HKD) / Call level per 10 units	Expiry date	No. of issue (units)	Listing date
67866	Credit Suisse AG	HSI R Bear CBBC Dec 2015 L	0.2500	24,740 per 12,000 units	24,500 per 12,000 units	2015/12/30	200,000,000	2015/08/18
67868	J P Morgan SP BV	HSCEI R Bull CBBC Jun 2016 D	0.2500	11,000 per 10,000 units	11,200 per 10,000 units	2016/06/29	100,000,000	2015/08/18
67867	J P Morgan SP BV	HSCEI R Bear CBBC Apr 2016 I	0.2500	11,700 per 10,000 units	11,500 per 10,000 units	2016/04/28	100,000,000	2015/08/18
67869	J P Morgan SP BV	HSI R Bull CBBC Jun 2016 R	0.2500	24,555 per 10,000 units	24,755 per 10,000 units	2016/06/29	200,000,000	2015/08/18
67885	J P Morgan SP BV	HSI R Bull CBBC Jul 2016 T	0.2500	24,288 per 10,000 units	24,488 per 10,000 units	2016/07/28	200,000,000	2015/08/18
67805	J P Morgan SP BV	HSI R Bear CBBC Nov 2015 W	0.2500	24,788 per 10,000 units	24,588 per 10,000 units	2015/11/27	200,000,000	2015/08/18
67806	J P Morgan SP BV	HSI R Bear CBBC Dec 2015 J	0.2500	25,100 per 10,000 units	24,900 per 10,000 units	2015/12/30	200,000,000	2015/08/18
67818	Standard Chartered Bank	HSI R Bull CBBC Apr 2016 K	0.2500	23,880 per 20,000 units	24,180 per 20,000 units	2016/04/28	150,000,000	2015/08/18
67807	Standard Chartered Bank	HSI R Bear CBBC Dec 2015 L	0.2500	25,080 per 10,000 units	24,880 per 10,000 units	2015/12/30	100,000,000	2015/08/18
67861	UBS AG	CAM CSI300 R Bull CBBC Aug 2016 A	0.2500	44.50 per 100 units	46 per 100 units	2016/08/22	50,000,000	2015/08/18
67865	UBS AG	HSI R Bull CBBC Apr 2016 F	0.2500	23,950 per 10,000 units	24,150 per 10,000 units	2016/04/28	200,000,000	2015/08/18
67864	UBS AG	HSI R Bull CBBC Apr 2016 Z	0.2500	24,100 per 10,000 units	24,300 per 10,000 units	2016/04/28	200,000,000	2015/08/18
67862	UBS AG	HSI R Bull CBBC Jun 2016 X	0.2500	24,550 per 10,000 units	24,750 per 10,000 units	2016/06/29	200,000,000	2015/08/18
67834	UBS AG	HSI R Bear CBBC Dec 2015 H	0.2500	25,000 per 10,000 units	24,800 per 10,000 units	2015/12/30	200,000,000	2015/08/18
67827	UBS AG	HSI R Bear CBBC Dec 2015 Z	0.2500	24,850 per 10,000 units	24,650 per 10,000 units	2015/12/30	200,000,000	2015/08/18
67846	UBS AG	TCH R Bull CBBC Sep 2016 C	0.2500	126 per 100 units	130 per 100 units	2016/09/19	50,000,000	2015/08/18
68245	BNP Paribas Arbit Issu B.V.	HKEx R Bear CBBC Dec 2015 C	0.2500	230 per 100 units	225 per 100 units	2015/12/31	40,000,000	2015/08/19
68240	BNP Paribas Arbit Issu B.V.	HS H ETF R Bull CBBC Jan 2016E	0.2500	101 per 100 units	103 per 100 units	2016/01/29	60,000,000	2015/08/19
68061	BNP Paribas Arbit Issu B.V.	HSI R Bull CBBC Nov 2016 F	0.2500	23,900 per 10,000 units	24,100 per 10,000 units	2016/11/29	250,000,000	2015/08/19
68063	BNP Paribas Arbit Issu B.V.	HSI R Bull CBBC Nov 2016 G	0.2500	24,100 per 10,000 units	24,300 per 10,000 units	2016/11/29	250,000,000	2015/08/19
68076	BNP Paribas Arbit Issu B.V.	HSI R Bull CBBC Nov 2016 H	0.2500	23,700 per 10,000 units	23,900 per 10,000 units	2016/11/29	250,000,000	2015/08/19
68062	BNP Paribas Arbit Issu B.V.	HSI R Bull CBBC Dec 2016 M	0.2500	24,000 per 10,000 units	24,200 per 10,000 units	2016/12/29	250,000,000	2015/08/19
68079	BNP Paribas Arbit Issu B.V.	HSI R Bull CBBC Dec 2016 N	0.2500	23,800 per 10,000 units	24,000 per 10,000 units	2016/12/29	250,000,000	2015/08/19
68584	BNP Paribas Arbit Issu B.V.	HSI R Bull CBBC Dec 2016 O	0.2500	23,200 per 10,000 units	23,400 per 10,000 units	2016/12/29	250,000,000	2015/08/19
68068	BNP Paribas Arbit Issu B.V.	HSI R Bear CBBC Mar 2016 E	0.2500	24,700 per 10,000 units	24,500 per 10,000 units	2016/03/30	200,000,000	2015/08/19
68070	BNP Paribas Arbit Issu B.V.	HSI R Bear CBBC Mar 2016 F	0.2500	24,900 per 10,000 units	24,700 per 10,000 units	2016/03/30	200,000,000	2015/08/19
68075	BNP Paribas Arbit Issu B.V.	HSI R Bear CBBC Mar 2016 G	0.2500	25,100 per 10,000 units	24,900 per 10,000 units	2016/03/30	200,000,000	2015/08/19
68089	BNP Paribas Arbit Issu B.V.	HSI R Bear CBBC Mar 2016 H	0.2500	24,300 per 10,000 units	24,100 per 10,000 units	2016/03/30	200,000,000	2015/08/19
68103	BNP Paribas Arbit Issu B.V.	HSI R Bear CBBC Mar 2016 I	0.2500	24,500 per 10,000 units	24,300 per 10,000 units	2016/03/30	200,000,000	2015/08/19
68069	BNP Paribas Arbit Issu B.V.	HSI R Bear CBBC Apr 2016 B	0.2500	24,800 per 10,000 units	24,600 per 10,000 units	2016/04/28	200,000,000	2015/08/19
68071	BNP Paribas Arbit Issu B.V.	HSI R Bear CBBC Apr 2016 C	0.2500	25,000 per 10,000 units	24,800 per 10,000 units	2016/04/28	200,000,000	2015/08/19
68096	BNP Paribas Arbit Issu B.V.	HSI R Bear CBBC Apr 2016 D	0.2500	24,400 per 10,000 units	24,200 per 10,000 units	2016/04/28	200,000,000	2015/08/19
68106	BNP Paribas Arbit Issu B.V.	HSI R Bear CBBC Apr 2016 E	0.2500	24,600 per 10,000 units	24,400 per 10,000 units	2016/04/28	200,000,000	2015/08/19
68594	BNP Paribas Arbit Issu B.V.	HSI R Bear CBBC Apr 2016 F	0.2500	24,200 per 10,000 units	24,000 per 10,000 units	2016/04/28	200,000,000	2015/08/19
68270	BNP Paribas Arbit Issu B.V.	Petroch R Bull CBBC Jan 2016 B	0.2500	6.3500	6.7000	2016/01/29	60,000,000	2015/08/19
68252	BNP Paribas Arbit Issu B.V.	Ping An R Bear CBBC Dec 2015 C	0.2500	51 per 100 units	50 per 100 units	2015/12/31	40,000,000	2015/08/19
68248	BNP Paribas Arbit Issu B.V.	TCH R Bear CBBC Dec 2015 D	0.2500	153 per 100 units	150 per 100 units	2015/12/31	50,000,000	2015/08/19
68052	Credit Suisse AG	HSI R Bull CBBC Apr 2016 S	0.2500	24,298 per 10,000 units	24,498 per 10,000 units	2016/04/28	200,000,000	2015/08/19
68054	Credit Suisse AG	HSI R Bull CBBC Apr 2016 T	0.2500	24,100 per 10,000 units	24,300 per 10,000 units	2016/04/28	200,000,000	2015/08/19
68058	Credit Suisse AG	HSI R Bull CBBC Apr 2016 U	0.2500	23,900 per 10,000 units	24,100 per 10,000 units	2016/04/28	200,000,000	2015/08/19
68203	Credit Suisse AG	HSI R Bull CBBC May 2016 I	0.2500	23,750 per 10,000 units	23,950 per 10,000 units	2016/05/30	200,000,000	2015/08/19
68205	Credit Suisse AG	HSI R Bull CBBC May 2016 J	0.2500	23,150 per 10,000 units	23,350 per 10,000 units	2016/05/30	200,000,000	2015/08/19
68239	Credit Suisse AG	HSI R Bull CBBC May 2016 K	0.2500	22,950 per 10,000 units	23,150 per 10,000 units	2016/05/30	200,000,000	2015/08/19

Newly listed callable bull/bear contracts (continued)

Code	Issuer	Name of issue	Issue prices (HK\$)	Strike price (HKD) / Strike level per 10 units	Call price (HKD) / Call level per 10 units	Expiry date	No. of issue (units)	Listing date
68278	Credit Suisse AG	HSI R Bull CBBC May 2016 L	0.2500	21,600 per 10,000 units	21,800 per 10,000 units	2016/05/30	200,000,000	2015/08/19
68282	Credit Suisse AG	HSI R Bull CBBC May 2016 M	0.2500	23,650 per 10,000 units	23,850 per 10,000 units	2016/05/30	200,000,000	2015/08/19
68338	Credit Suisse AG	HSI R Bear CBBC Feb 2016 E	0.2500	24,550 per 10,000 units	24,350 per 10,000 units	2016/02/26	200,000,000	2015/08/19
68305	Credit Suisse AG	HSI R Bear CBBC Feb 2016 M	0.2500	25,100 per 10,000 units	24,900 per 10,000 units	2016/02/26	200,000,000	2015/08/19
68328	Credit Suisse AG	HSI R Bear CBBC Feb 2016 N	0.2500	24,950 per 10,000 units	24,750 per 10,000 units	2016/02/26	200,000,000	2015/08/19
68375	Credit Suisse AG	HSI R Bear CBBC Feb 2016 P	0.2500	24,400 per 10,000 units	24,200 per 10,000 units	2016/02/26	200,000,000	2015/08/19
68384	Credit Suisse AG	HSI R Bear CBBC Feb 2016 V	0.2500	24,250 per 10,000 units	24,050 per 10,000 units	2016/02/26	200,000,000	2015/08/19
68388	Credit Suisse AG	HSI R Bear CBBC Feb 2016 W	0.2500	24,167 per 12,000 units	23,917 per 12,000 units	2016/02/26	200,000,000	2015/08/19
67959	HK Bank	CAM CSI300 R Bull CBBC Oct 2016 B	0.3800	46.8800	47.8800	2016/10/17	100,000,000	2015/08/19
67984	HK Bank	China Mobile R Bull CBBC Nov 2016 B	0.2500	95.68 per 100 units	97.68 per 100 units	2016/11/14	120,000,000	2015/08/19
68006	HK Bank	China Life R Bull CBBC Sep 2016 B	0.2500	27.4800	28.0800	2016/09/12	60,000,000	2015/08/19
67982	HK Bank	CRRC R Bull CBBC Nov 2016 A	0.2500	8.3800	8.7800	2016/11/21	40,000,000	2015/08/19
67901	HK Bank	CSOP A50 ETF R Bull CBBC Jun 2016 C	0.2500	13.6300	13.7800	2016/06/27	100,000,000	2015/08/19
67933	HK Bank	A50 R Bull CBBC Jun 2016 D	0.2500	11.8300	11.9800	2016/06/27	100,000,000	2015/08/19
67980	HK Bank	HKEx R Bull CBBC Oct 2016 F	0.2500	205.88 per 100 units	208.88 per 100 units	2016/10/05	100,000,000	2015/08/19
67892	HK Bank	HSCEI R Bull CBBC Jul 2016 F	0.2500	10,798 per 10,000 units	10,998 per 10,000 units	2016/07/28	100,000,000	2015/08/19
67968	HK Bank	HSI R Bull CBBC Jul 2016 M	0.2500	24,098 per 15,000 units	24,298 per 15,000 units	2016/07/28	150,000,000	2015/08/19
67971	HK Bank	HSI R Bear CBBC May 2016 O	0.2500	25,088 per 15,000 units	24,888 per 15,000 units	2016/05/30	100,000,000	2015/08/19
67994	HK Bank	Ping An R Bull CBBC Nov 2016 D	0.2500	41.68 per 100 units	42.68 per 100 units	2016/11/07	188,000,000	2015/08/19
67887	HK Bank	Sh Electric R Bull CBBC Nov 2016 A	0.2500	3.5800	4.3800	2016/11/21	40,000,000	2015/08/19
67977	HK Bank	TCH R Bull CBBC Jul 2016 F	0.2500	136.88 per 100 units	138.88 per 100 units	2016/07/04	100,000,000	2015/08/19
68400	J P Morgan SP BV	HSCEI R Bull CBBC Jul 2016 G	0.2500	10,800 per 10,000 units	11,000 per 10,000 units	2016/07/28	100,000,000	2015/08/19
68025	J P Morgan SP BV	HSI R Bull CBBC Jun 2016 S	0.2500	24,100 per 10,000 units	24,300 per 10,000 units	2016/06/29	200,000,000	2015/08/19
68580	J P Morgan SP BV	HSI R Bull CBBC Jun 2016 T	0.2500	23,288 per 10,000 units	23,488 per 10,000 units	2016/06/29	200,000,000	2015/08/19
68393	J P Morgan SP BV	HSI R Bull CBBC Jul 2016 U	0.2500	23,800 per 10,000 units	24,000 per 10,000 units	2016/07/28	200,000,000	2015/08/19
68557	J P Morgan SP BV	HSI R Bull CBBC Jul 2016 V	0.2500	22,988 per 10,000 units	23,188 per 10,000 units	2016/07/28	200,000,000	2015/08/19
68555	J P Morgan SP BV	HSI R Bull CBBC Aug 2016 A	0.2500	22,600 per 10,000 units	22,800 per 10,000 units	2016/08/30	200,000,000	2015/08/19
68519	J P Morgan SP BV	HSI R Bull CBBC Sep 2016 B	0.2500	22,200 per 10,000 units	22,400 per 10,000 units	2016/09/29	200,000,000	2015/08/19
68548	J P Morgan SP BV	HSI R Bear CBBC Nov 2015 X	0.2500	24,117 per 10,000 units	23,917 per 10,000 units	2015/11/27	200,000,000	2015/08/19
68478	J P Morgan SP BV	HSI R Bear CBBC Dec 2015 K	0.2500	24,400 per 10,000 units	24,200 per 10,000 units	2015/12/30	200,000,000	2015/08/19
68479	J P Morgan SP BV	HSI R Bear CBBC Jan 2016 N	0.2500	24,900 per 10,000 units	24,700 per 10,000 units	2016/01/28	200,000,000	2015/08/19
68477	J P Morgan SP BV	Tencent R Bear CBBC Mar 2016 B	0.2500	145.88 per 100 units	142.88 per 100 units	2016/03/30	100,000,000	2015/08/19
68046	Standard Chartered Bank	HSI R Bull CBBC May 2016 B	0.2500	24,080 per 10,000 units	24,280 per 10,000 units	2016/05/30	100,000,000	2015/08/19
68109	Standard Chartered Bank	HSI R Bull CBBC May 2016 C	0.2500	23,680 per 20,000 units	23,980 per 20,000 units	2016/05/30	150,000,000	2015/08/19
68154	Standard Chartered Bank	HSI R Bull CBBC May 2016 D	0.2500	23,430 per 10,000 units	23,630 per 10,000 units	2016/05/30	100,000,000	2015/08/19
68027	Standard Chartered Bank	HSI R Bull CBBC Jun 2016 H	0.2500	22,680 per 10,000 units	22,880 per 10,000 units	2016/06/29	100,000,000	2015/08/19
68047	Standard Chartered Bank	HSI R Bear CBBC Dec 2015 M	0.2500	25,080 per 20,000 units	24,780 per 20,000 units	2015/12/30	150,000,000	2015/08/19
68049	Standard Chartered Bank	HSI R Bear CBBC Dec 2015 N	0.2500	24,880 per 10,000 units	24,680 per 10,000 units	2015/12/30	100,000,000	2015/08/19
68155	Standard Chartered Bank	HSI R Bear CBBC Dec 2015 O	0.2500	24,680 per 10,000 units	24,480 per 10,000 units	2015/12/30	100,000,000	2015/08/19
68160	Standard Chartered Bank	HSI R Bear CBBC Dec 2015 P	0.2500	24,680 per 20,000 units	24,380 per 20,000 units	2015/12/30	150,000,000	2015/08/19
68435	UBS AG	CAM CSI300 R Bull CBBC Sep 2016 A	0.2500	38.50 per 100 units	40 per 100 units	2016/09/26	50,000,000	2015/08/19
68438	UBS AG	HSI R Bull CBBC May 2016 K	0.2500	23,650 per 10,000 units	23,850 per 10,000 units	2016/05/30	200,000,000	2015/08/19
68433	UBS AG	HSI R Bull CBBC Jun 2016 L	0.2500	23,900 per 10,000 units	24,100 per 10,000 units	2016/06/29	200,000,000	2015/08/19

Newly listed callable bull/bear contracts (continued)

Code	Issuer	Name of issue	Issue prices (HK\$)	Strike price (HKD) / Strike level per 10 units	Call price (HKD) / Call level per 10 units	Expiry date	No. of issue (units)	Listing date
68427	UBS AG	HSI R Bull CBBC Jun 2016 Y	0.2500	24,298 per 10,000 units	24,498 per 10,000 units	2016/06/29	200,000,000	2015/08/19
68429	UBS AG	HSI R Bull CBBC Jun 2016 Z	0.2500	24,150 per 10,000 units	24,350 per 10,000 units	2016/06/29	200,000,000	2015/08/19
68437	UBS AG	HSI R Bull CBBC Jul 2016 N	0.2500	23,800 per 10,000 units	24,000 per 10,000 units	2016/07/28	200,000,000	2015/08/19
68474	UBS AG	HSI R Bear CBBC Dec 2015 E	0.2500	24,900 per 10,000 units	24,700 per 10,000 units	2015/12/30	200,000,000	2015/08/19
68450	UBS AG	HSI R Bear CBBC Dec 2015 S	0.2500	24,150 per 10,000 units	23,950 per 10,000 units	2015/12/30	200,000,000	2015/08/19
68455	UBS AG	HSI R Bear CBBC Jan 2016 K	0.2500	24,300 per 10,000 units	24,100 per 10,000 units	2016/01/28	200,000,000	2015/08/19
68457	UBS AG	HSI R Bear CBBC Feb 2016 E	0.2500	24,450 per 10,000 units	24,250 per 10,000 units	2016/02/26	200,000,000	2015/08/19
68465	UBS AG	HSI R Bear CBBC Feb 2016 F	0.2500	24,650 per 10,000 units	24,450 per 10,000 units	2016/02/26	200,000,000	2015/08/19
68475	UBS AG	HSI R Bear CBBC Feb 2016 G	0.2500	25,050 per 10,000 units	24,850 per 10,000 units	2016/02/26	200,000,000	2015/08/19
68769	Credit Suisse AG	HSI R Bull CBBC Jun 2016 N	0.2500	23,700 per 10,000 units	23,900 per 10,000 units	2016/06/29	200,000,000	2015/08/20
68770	Credit Suisse AG	HSI R Bull CBBC Jun 2016 O	0.2500	23,768 per 12,000 units	24,018 per 12,000 units	2016/06/29	200,000,000	2015/08/20
68716	Credit Suisse AG	HSI R Bear CBBC Mar 2016 C	0.2500	24,150 per 10,000 units	23,950 per 10,000 units	2016/03/30	200,000,000	2015/08/20
68718	Credit Suisse AG	HSI R Bear CBBC Mar 2016 D	0.2500	24,300 per 10,000 units	24,100 per 10,000 units	2016/03/30	200,000,000	2015/08/20
68719	Credit Suisse AG	HSI R Bear CBBC Mar 2016 E	0.2500	24,450 per 10,000 units	24,250 per 10,000 units	2016/03/30	200,000,000	2015/08/20
68720	Credit Suisse AG	HSI R Bear CBBC Mar 2016 F	0.2500	24,900 per 10,000 units	24,700 per 10,000 units	2016/03/30	200,000,000	2015/08/20
68726	Credit Suisse AG	HSI R Bear CBBC Mar 2016 G	0.2500	25,000 per 10,000 units	24,800 per 10,000 units	2016/03/30	200,000,000	2015/08/20
68599	HK Bank	AIA R Bull CBBC Oct 2016 A	0.2500	37.08 per 100 units	38.08 per 100 units	2016/10/17	60,000,000	2015/08/20
68664	HK Bank	COVS R Bull CBBC Oct 2016 B	0.5900	17.4800	18.0800	2016/10/17	50,000,000	2015/08/20
68638	HK Bank	Sinopec Corp R Bear CBBC Jul 2016 C	0.2500	6.6800	6.3800	2016/07/27	40,000,000	2015/08/20
68611	HK Bank	HKEx R Bull CBBC Sep 2016 D	0.5500	153.88 per 100 units	156.88 per 100 units	2016/09/29	100,000,000	2015/08/20
68600	HK Bank	HKEx R Bull CBBC Nov 2016 B	0.4600	162.88 per 100 units	165.88 per 100 units	2016/11/07	100,000,000	2015/08/20
68623	HK Bank	HKEx R Bear CBBC Jul 2016 E	0.2500	222.88 per 100 units	219.88 per 100 units	2016/07/18	50,000,000	2015/08/20
68673	HK Bank	HSI R Bull CBBC Jul 2016 N	0.2500	22,598 per 15,000 units	22,798 per 15,000 units	2016/07/28	150,000,000	2015/08/20
68674	HK Bank	HSI R Bull CBBC Oct 2016 E	0.2500	21,298 per 15,000 units	21,498 per 15,000 units	2016/10/28	150,000,000	2015/08/20
68695	HK Bank	HSI R Bear CBBC Jun 2016 I	0.2500	24,488 per 15,000 units	24,288 per 15,000 units	2016/06/29	100,000,000	2015/08/20
68672	HK Bank	HSI R Bear CBBC Jul 2016 C	0.2500	25,078 per 20,000 units	24,828 per 20,000 units	2016/07/28	400,000,000	2015/08/20
68666	HK Bank	TCH R Bull CBBC Jul 2016 G	0.2700	108.88 per 100 units	110.88 per 100 units	2016/07/25	100,000,000	2015/08/20
68671	HK Bank	TCH R Bear CBBC Jul 2016 E	0.2500	145.88 per 100 units	143.88 per 100 units	2016/07/25	100,000,000	2015/08/20
68699	J P Morgan SP BV	HSI R Bull CBBC Jun 2016 U	0.2500	23,700 per 10,000 units	23,900 per 10,000 units	2016/06/29	200,000,000	2015/08/20
68772	J P Morgan SP BV	HSI R Bull CBBC Aug 2016 B	0.2500	23,188 per 10,000 units	23,388 per 10,000 units	2016/08/30	200,000,000	2015/08/20
68697	J P Morgan SP BV	HSI R Bear CBBC Nov 2015 Y	0.2500	24,200 per 10,000 units	24,000 per 10,000 units	2015/11/27	200,000,000	2015/08/20
68771	J P Morgan SP BV	HSI R Bear CBBC Dec 2015 G	0.2500	24,500 per 10,000 units	24,300 per 10,000 units	2015/12/30	200,000,000	2015/08/20
68794	J P Morgan SP BV	Tencent R Bull CBBC Jun 2016 B	0.2500	135.88 per 100 units	138.88 per 100 units	2016/06/29	100,000,000	2015/08/20
68711	Standard Chartered Bank	HSI R Bull CBBC May 2016 E	0.2500	23,680 per 10,000 units	23,880 per 10,000 units	2016/05/30	100,000,000	2015/08/20
68712	Standard Chartered Bank	HSI R Bull CBBC May 2016 F	0.2500	23,230 per 10,000 units	23,430 per 10,000 units	2016/05/30	100,000,000	2015/08/20
68713	Standard Chartered Bank	HSI R Bear CBBC Dec 2015 Q	0.2500	24,880 per 20,000 units	24,580 per 20,000 units	2015/12/30	150,000,000	2015/08/20
68715	Standard Chartered Bank	HSI R Bear CBBC Dec 2015 R	0.2500	24,480 per 10,000 units	24,280 per 10,000 units	2015/12/30	100,000,000	2015/08/20
68733	UBS AG	HSI R Bull CBBC Apr 2016 L	0.2500	23,750 per 10,000 units	23,950 per 10,000 units	2016/04/28	200,000,000	2015/08/20
68749	UBS AG	HSI R Bear CBBC Dec 2015 Q	0.2500	24,350 per 10,000 units	24,150 per 10,000 units	2015/12/30	200,000,000	2015/08/20
68727	UBS AG	HSI R Bear CBBC Jan 2016 L	0.2500	24,200 per 10,000 units	24,000 per 10,000 units	2016/01/28	200,000,000	2015/08/20
68761	UBS AG	HSI R Bear CBBC Jan 2016 M	0.2500	24,500 per 10,000 units	24,300 per 10,000 units	2016/01/28	200,000,000	2015/08/20
68765	UBS AG	HSI R Bear CBBC Jan 2016 N	0.2500	24,950 per 10,000 units	24,750 per 10,000 units	2016/01/28	200,000,000	2015/08/20
68768	UBS AG	HSI R Bear CBBC Feb 2016 H	0.2500	25,100 per 10,000 units	24,900 per 10,000 units	2016/02/26	200,000,000	2015/08/20

Newly listed callable bull/bear contracts (continued)

Code	Issuer	Name of issue	Issue prices (HK\$)	Strike price (HKD) / Strike level per 10 units	Call price (HKD) / Call level per 10 units	Expiry date	No. of issue (units)	Listing date
68728	UBS AG	TCH R Bull CBBC Oct 2016 D	0.2500	121 per 100 units	125 per 100 units	2016/10/17	50,000,000	2015/08/20
68869	Credit Suisse AG	HSI R Bull CBBC Jul 2016 D	0.2500	23,850 per 10,000 units	24,050 per 10,000 units	2016/07/28	200,000,000	2015/08/21
68863	Credit Suisse AG	HSI R Bear CBBC Apr 2016 B	0.2500	24,350 per 10,000 units	24,150 per 10,000 units	2016/04/28	200,000,000	2015/08/21
68866	Credit Suisse AG	HSI R Bear CBBC Apr 2016 C	0.2500	24,500 per 10,000 units	24,300 per 10,000 units	2016/04/28	200,000,000	2015/08/21
68903	Credit Suisse AG	HSI R Bear CBBC Apr 2016 E	0.2500	24,242 per 12,000 units	23,992 per 12,000 units	2016/04/28	200,000,000	2015/08/21
68829	HK Bank	CNOOC R Bull CBBC Nov 2016 A	0.2500	8.9800	9.4800	2016/11/07	60,000,000	2015/08/21
68852	HK Bank	HSI R Bull CBBC Jul 2016 O	0.2500	23,698 per 15,000 units	23,898 per 15,000 units	2016/07/28	150,000,000	2015/08/21
68813	HK Bank	Ping An R Bull CBBC Nov 2016 E	0.2500	38.38 per 100 units	39.38 per 100 units	2016/11/28	188,000,000	2015/08/21
68795	HK Bank	TCH R Bull CBBC Jul 2016 H	0.2500	138.88 per 100 units	140.88 per 100 units	2016/07/25	100,000,000	2015/08/21
68809	HK Bank	TCH R Bull CBBC Aug 2016 F	0.2500	134.88 per 100 units	136.88 per 100 units	2016/08/22	100,000,000	2015/08/21
68941	J P Morgan SP BV	HSCEI R Bull CBBC Aug 2016 C	0.2500	10,400 per 10,000 units	10,600 per 10,000 units	2016/08/30	100,000,000	2015/08/21
68858	J P Morgan SP BV	HSI R Bull CBBC May 2016 M	0.2500	23,788 per 10,000 units	23,988 per 10,000 units	2016/05/30	200,000,000	2015/08/21
68917	J P Morgan SP BV	HSI R Bull CBBC Aug 2016 C	0.2500	23,088 per 10,000 units	23,288 per 10,000 units	2016/08/30	200,000,000	2015/08/21
68859	J P Morgan SP BV	HSI R Bear CBBC Dec 2015 L	0.2500	24,300 per 10,000 units	24,100 per 10,000 units	2015/12/30	200,000,000	2015/08/21
68918	J P Morgan SP BV	HSI R Bear CBBC Jan 2016 O	0.2500	24,588 per 10,000 units	24,388 per 10,000 units	2016/01/28	200,000,000	2015/08/21
68857	Standard Chartered Bank	A50 China R Bull CBBC Jun 2016 A	0.2500	11.4800	11.8800	2016/06/27	50,000,000	2015/08/21
68855	Standard Chartered Bank	HSI R Bull CBBC Jun 2016 I	0.2500	22,330 per 10,000 units	22,530 per 10,000 units	2016/06/29	100,000,000	2015/08/21
68856	Standard Chartered Bank	HSI R Bear CBBC Dec 2015 S	0.2500	24,480 per 20,000 units	24,180 per 20,000 units	2015/12/30	150,000,000	2015/08/21
68949	SGA Societe Generale Acceptance N.V.	HSI R Bull CBBC Apr 16 J	0.2500	23,508 per 10,000 units	23,608 per 10,000 units	2016/04/28	200,000,000	2015/08/21
68951	SGA Societe Generale Acceptance N.V.	HSI R Bull CBBC Apr 16 K	0.2500	23,808 per 10,000 units	23,908 per 10,000 units	2016/04/28	200,000,000	2015/08/21
68966	SGA Societe Generale Acceptance N.V.	HSI R Bear CBBC Jan 16 J	0.2500	24,588 per 10,000 units	24,488 per 10,000 units	2016/01/28	200,000,000	2015/08/21
68972	SGA Societe Generale Acceptance N.V.	HSI R Bear CBBC Jan 16 O	0.2500	24,788 per 10,000 units	24,688 per 10,000 units	2016/01/28	200,000,000	2015/08/21
68956	SGA Societe Generale Acceptance N.V.	HSI R Bear CBBC Jan 16 U	0.2500	24,188 per 10,000 units	24,088 per 10,000 units	2016/01/28	200,000,000	2015/08/21
68963	SGA Societe Generale Acceptance N.V.	HSI R Bear CBBC Jan 16 V	0.2500	24,388 per 10,000 units	24,288 per 10,000 units	2016/01/28	200,000,000	2015/08/21
68870	UBS AG	HSI R Bull CBBC Jun 2016 N	0.2500	23,700 per 10,000 units	23,900 per 10,000 units	2016/06/29	200,000,000	2015/08/21
68876	UBS AG	HSI R Bear CBBC Jan 2016 O	0.2500	24,400 per 10,000 units	24,200 per 10,000 units	2016/01/28	200,000,000	2015/08/21
68873	UBS AG	HSI R Bear CBBC Feb 2016 I	0.2500	24,250 per 10,000 units	24,050 per 10,000 units	2016/02/26	200,000,000	2015/08/21
68881	UBS AG	HSI R Bear CBBC Feb 2016 J	0.2500	24,550 per 10,000 units	24,350 per 10,000 units	2016/02/26	200,000,000	2015/08/21
68893	UBS AG	Ping An R Bull CBBC Nov 2016 A	0.2500	35.50 per 100 units	37.50 per 100 units	2016/11/14	100,000,000	2015/08/21
69362	BNP Paribas Arbit Issu B.V.	HSCEI R Bull CBBC Dec 2016 A	0.2500	9,600 per 10,000 units	9,800 per 10,000 units	2016/12/29	100,000,000	2015/08/24
69363	BNP Paribas Arbit Issu B.V.	HSCEI R Bear CBBC Mar 2016 B	0.2500	11,600 per 10,000 units	11,400 per 10,000 units	2016/03/30	100,000,000	2015/08/24
69037	BNP Paribas Arbit Issu B.V.	HSI R Bull CBBC Nov 2016 I	0.2500	23,500 per 10,000 units	23,700 per 10,000 units	2016/11/29	250,000,000	2015/08/24
69038	BNP Paribas Arbit Issu B.V.	HSI R Bull CBBC Dec 2016 P	0.2500	23,600 per 10,000 units	23,800 per 10,000 units	2016/12/29	250,000,000	2015/08/24
69334	BNP Paribas Arbit Issu B.V.	HSI R Bear CBBC Mar 2016 J	0.2500	24,100 per 10,000 units	23,900 per 10,000 units	2016/03/30	200,000,000	2015/08/24
69313	BNP Paribas Arbit Issu B.V.	HSI R Bear CBBC Apr 2016 G	0.2500	24,000 per 10,000 units	23,800 per 10,000 units	2016/04/28	200,000,000	2015/08/24
69365	Credit Suisse AG	HSI R Bull CBBC Jul 2016 E	0.2500	23,775 per 10,000 units	23,975 per 10,000 units	2016/07/28	200,000,000	2015/08/24
69368	Credit Suisse AG	HSI R Bull CBBC Jul 2016 F	0.2500	23,600 per 10,000 units	23,800 per 10,000 units	2016/07/28	200,000,000	2015/08/24
69375	Credit Suisse AG	HSI R Bull CBBC Jul 2016 G	0.2500	23,050 per 10,000 units	23,250 per 10,000 units	2016/07/28	200,000,000	2015/08/24
69381	Credit Suisse AG	HSI R Bull CBBC Jul 2016 H	0.2500	22,850 per 10,000 units	23,050 per 10,000 units	2016/07/28	200,000,000	2015/08/24
69382	Credit Suisse AG	HSI R Bull CBBC Jul 2016 I	0.2500	22,350 per 10,000 units	22,550 per 10,000 units	2016/07/28	200,000,000	2015/08/24
69384	Credit Suisse AG	HSI R Bear CBBC Feb 2016 Y	0.2500	24,005 per 12,000 units	23,755 per 12,000 units	2016/02/26	200,000,000	2015/08/24
69395	Credit Suisse AG	HSI R Bear CBBC Feb 2016 Z	0.2500	24,050 per 10,000 units	23,850 per 10,000 units	2016/02/26	200,000,000	2015/08/24
69233	J P Morgan SP BV	HSI R Bull CBBC Feb 2016 U	0.2500	22,888 per 10,000 units	23,088 per 10,000 units	2016/02/26	200,000,000	2015/08/24

Newly listed callable bull/bear contracts (continued)

Code	Issuer	Name of issue	Issue prices (HK\$)	Strike price (HKD) / Strike level per 10 units	Call price (HKD) / Call level per 10 units	Expiry date	No. of issue (units)	Listing date
69249	J P Morgan SP BV	HSI R Bull CBBC Mar 2016 S	0.2500	22,500 per 10,000 units	22,700 per 10,000 units	2016/03/30	200,000,000	2015/08/24
68981	J P Morgan SP BV	HSI R Bull CBBC May 2016 N	0.2500	23,600 per 10,000 units	23,800 per 10,000 units	2016/05/30	200,000,000	2015/08/24
69256	J P Morgan SP BV	HSI R Bear CBBC Nov 2015 Z	0.2500	23,955 per 10,000 units	23,755 per 10,000 units	2015/11/27	200,000,000	2015/08/24
69296	J P Morgan SP BV	HSI R Bear CBBC Dec 2015 M	0.2500	24,188 per 10,000 units	23,988 per 10,000 units	2015/12/30	200,000,000	2015/08/24
69299	J P Morgan SP BV	HSI R Bear CBBC Jan 2016 P	0.2500	24,488 per 10,000 units	24,288 per 10,000 units	2016/01/28	200,000,000	2015/08/24
69053	Standard Chartered Bank	HSCEI R Bull CBBC Aug 2016 A	0.2500	9,480 per 10,000 units	9,680 per 10,000 units	2016/08/30	100,000,000	2015/08/24
69058	Standard Chartered Bank	HSI R Bull CBBC Jun 2016 J	0.2500	23,030 per 10,000 units	23,230 per 10,000 units	2016/06/29	100,000,000	2015/08/24
69073	Standard Chartered Bank	HSI R Bull CBBC Oct 2016 A	0.2600	21,430 per 10,000 units	21,630 per 10,000 units	2016/10/28	100,000,000	2015/08/24
69095	Standard Chartered Bank	HSI R Bear CBBC Jan 2016 A	0.2500	24,280 per 20,000 units	23,980 per 20,000 units	2016/01/28	150,000,000	2015/08/24
69096	Standard Chartered Bank	HSI R Bear CBBC Jan 2016 B	0.2500	24,080 per 10,000 units	23,880 per 10,000 units	2016/01/28	100,000,000	2015/08/24
69108	SGA Societe Generale Acceptance N.V.	HSI R Bull CBBC Apr16 L	0.2500	22,015 per 15,000 units	22,115 per 15,000 units	2016/04/28	300,000,000	2015/08/24
69007	SGA Societe Generale Acceptance N.V.	HSI R Bull CBBC May16 C	0.2500	23,708 per 10,000 units	23,808 per 10,000 units	2016/05/30	200,000,000	2015/08/24
69128	SGA Societe Generale Acceptance N.V.	HSI R Bear CBBC Jan16 W	0.2500	23,888 per 10,000 units	23,788 per 10,000 units	2016/01/28	200,000,000	2015/08/24
69018	SGA Societe Generale Acceptance N.V.	HSI R Bear CBBC Feb16 S	0.2500	24,288 per 10,000 units	24,188 per 10,000 units	2016/02/26	200,000,000	2015/08/24
69030	SGA Societe Generale Acceptance N.V.	HSI R Bear CBBC Feb16 T	0.2500	24,688 per 10,000 units	24,588 per 10,000 units	2016/02/26	200,000,000	2015/08/24
69033	SGA Societe Generale Acceptance N.V.	HSI R Bear CBBC Feb16 U	0.2500	24,988 per 10,000 units	24,888 per 10,000 units	2016/02/26	200,000,000	2015/08/24
69137	SGA Societe Generale Acceptance N.V.	HSI R Bear CBBC Feb16 V	0.2500	24,088 per 10,000 units	23,988 per 10,000 units	2016/02/26	200,000,000	2015/08/24
69144	SGA Societe Generale Acceptance N.V.	HSI R Bear CBBC Feb16 W	0.2500	25,100 per 20,000 units	25,000 per 20,000 units	2016/02/26	400,000,000	2015/08/24
69204	SGA Societe Generale Acceptance N.V.	HSI R Bear CBBC Apr16 C	0.2500	25,185 per 15,000 units	25,085 per 15,000 units	2016/04/28	300,000,000	2015/08/24
69500	UBS AG	CSOP A50 ETF R Bull CBBC Mar 2016 B	0.2500	12.2000	12.5000	2016/03/07	50,000,000	2015/08/24
69456	UBS AG	A50 China R Bull CBBC Mar 2016 C	0.2500	10.8000	11.0000	2016/03/14	50,000,000	2015/08/24
69452	UBS AG	HSI R Bull CBBC Apr 2016 A	0.2500	23,600 per 10,000 units	23,800 per 10,000 units	2016/04/28	200,000,000	2015/08/24
69506	UBS AG	HSI R Bear CBBC Jan 2016 P	0.2500	23,955 per 10,000 units	23,755 per 10,000 units	2016/01/28	200,000,000	2015/08/24
69507	UBS AG	HSI R Bear CBBC Feb 2016 K	0.2500	24,100 per 10,000 units	23,900 per 10,000 units	2016/02/26	200,000,000	2015/08/24
69501	UBS AG	TCH R Bull CBBC Dec 2016 A	0.2500	131 per 100 units	135 per 100 units	2016/12/19	50,000,000	2015/08/24
60149	BNP Paribas Arbit Issu B.V.	CSOP A50 ETF R Bear CBBC Mar16A	0.2500	14.8000	14.5000	2016/03/31	100,000,000	2015/08/25
60152	BNP Paribas Arbit Issu B.V.	A50 Ch R Bull CBBC Mar 2016 A	0.2500	9.2000	9.5000	2016/03/31	100,000,000	2015/08/25
60156	BNP Paribas Arbit Issu B.V.	A50 R Bear CBBC Mar 2016 A	0.2500	12.8000	12.5000	2016/03/31	100,000,000	2015/08/25
60140	BNP Paribas Arbit Issu B.V.	HSCEI R Bull CBBC Dec 2016 B	0.2500	9,200 per 10,000 units	9,400 per 10,000 units	2016/12/29	100,000,000	2015/08/25
60141	BNP Paribas Arbit Issu B.V.	HSCEI R Bear CBBC Apr 2016 B	0.2500	11,400 per 10,000 units	11,200 per 10,000 units	2016/04/28	100,000,000	2015/08/25
60126	BNP Paribas Arbit Issu B.V.	HSI R Bull CBBC Nov 2016 J	0.2500	23,300 per 10,000 units	23,500 per 10,000 units	2016/11/29	250,000,000	2015/08/25
60132	BNP Paribas Arbit Issu B.V.	HSI R Bull CBBC Dec 2016 Q	0.2500	23,400 per 10,000 units	23,600 per 10,000 units	2016/12/29	250,000,000	2015/08/25
60135	BNP Paribas Arbit Issu B.V.	HSI R Bear CBBC Mar 2016 K	0.2500	23,700 per 10,000 units	23,500 per 10,000 units	2016/03/30	200,000,000	2015/08/25
60139	BNP Paribas Arbit Issu B.V.	HSI R Bear CBBC Mar 2016 L	0.2500	23,900 per 10,000 units	23,700 per 10,000 units	2016/03/30	200,000,000	2015/08/25
60136	BNP Paribas Arbit Issu B.V.	HSI R Bear CBBC Apr 2016 H	0.2500	23,800 per 10,000 units	23,600 per 10,000 units	2016/04/28	200,000,000	2015/08/25
69926	Credit Suisse AG	HSCEI R Bull CBBC Feb 2016 H	0.2500	10,750 per 10,000 units	10,950 per 10,000 units	2016/02/26	108,000,000	2015/08/25
69928	Credit Suisse AG	HSCEI R Bear CBBC Nov 2015 I	0.2500	11,400 per 10,000 units	11,200 per 10,000 units	2015/11/27	108,000,000	2015/08/25
69963	Credit Suisse AG	HSCEI R Bear CBBC Dec 2015 F	0.2500	11,700 per 10,000 units	11,500 per 10,000 units	2015/12/30	108,000,000	2015/08/25
69971	Credit Suisse AG	HSI R Bull CBBC Apr 2016 V	0.2500	23,550 per 10,000 units	23,750 per 10,000 units	2016/04/28	200,000,000	2015/08/25
69978	Credit Suisse AG	HSI R Bull CBBC May 2016 N	0.2500	23,400 per 10,000 units	23,600 per 10,000 units	2016/05/30	200,000,000	2015/08/25
69991	Credit Suisse AG	HSI R Bull CBBC May 2016 O	0.2500	22,500 per 10,000 units	22,700 per 10,000 units	2016/05/30	200,000,000	2015/08/25
69982	Credit Suisse AG	HSI R Bull CBBC Jun 2016 P	0.2500	23,300 per 10,000 units	23,500 per 10,000 units	2016/06/29	200,000,000	2015/08/25
60003	Credit Suisse AG	HSI R Bull CBBC Jun 2016 Q	0.2900	21,100 per 10,000 units	21,300 per 10,000 units	2016/06/29	200,000,000	2015/08/25

Newly listed callable bull/bear contracts (continued)

Code	Issuer	Name of issue	Issue prices (HK\$)	Strike price (HKD) / Strike level per 10 units	Call price (HKD) / Call level per 10 units	Expiry date	No. of issue (units)	Listing date
60004	Credit Suisse AG	HSI R Bull CBBC Jun 2016 R	0.3200	20,800 per 10,000 units	21,000 per 10,000 units	2016/06/29	200,000,000	2015/08/25
60001	Credit Suisse AG	HSI R Bull CBBC Jul 2016 J	0.2500	21,500 per 10,000 units	21,700 per 10,000 units	2016/07/28	200,000,000	2015/08/25
60016	Credit Suisse AG	HSI R Bull CBBC Jul 2016 K	0.3700	20,300 per 10,000 units	20,500 per 10,000 units	2016/07/28	200,000,000	2015/08/25
60017	Credit Suisse AG	HSI R Bear CBBC Nov 2015 O	0.2500	24,000 per 10,000 units	23,800 per 10,000 units	2015/11/27	200,000,000	2015/08/25
60018	Credit Suisse AG	HSI R Bear CBBC Jan 2016 Y	0.2500	23,800 per 10,000 units	23,600 per 10,000 units	2016/01/28	200,000,000	2015/08/25
60023	Credit Suisse AG	HSI R Bear CBBC Feb 2016 C	0.2500	23,725 per 12,000 units	23,475 per 12,000 units	2016/02/26	200,000,000	2015/08/25
69551	HK Bank	CC Bank R Bear CBBC Oct 2016 A	0.2500	6.6800	6.5800	2016/10/03	40,000,000	2015/08/25
69553	HK Bank	A50 R Bull CBBC May 2016 G	0.2500	11.2300	11.3800	2016/05/09	100,000,000	2015/08/25
69557	HK Bank	HSCEI R Bull CBBC Oct 2016 D	0.2500	9,688 per 10,000 units	9,888 per 10,000 units	2016/10/28	100,000,000	2015/08/25
69568	HK Bank	HSCEI R Bear CBBC Apr 2016 L	0.2500	11,588 per 10,000 units	11,388 per 10,000 units	2016/04/28	68,000,000	2015/08/25
69532	HK Bank	HSI R Bull CBBC Jul 2016 P	0.2500	22,198 per 15,000 units	22,398 per 15,000 units	2016/07/28	150,000,000	2015/08/25
69572	HK Bank	TCH R Bull CBBC Jul 2016 I	0.2500	122.88 per 100 units	124.88 per 100 units	2016/07/18	100,000,000	2015/08/25
69509	HK Bank	TCH R Bull CBBC Aug 2016 G	0.2500	127.88 per 100 units	129.88 per 100 units	2016/08/01	100,000,000	2015/08/25
69798	J P Morgan SP BV	CSOP A50 ETF R Bull CBBC Jun 2016 D	0.2500	12.5800	12.8800	2016/06/17	100,000,000	2015/08/25
69830	J P Morgan SP BV	CSOP A50 ETF R Bull CBBC Jul 2016 B	0.2500	11.2000	11.5000	2016/07/15	100,000,000	2015/08/25
69852	J P Morgan SP BV	A50 China R Bull CBBC Jul 2016 B	0.2500	11.1800	11.4800	2016/07/15	100,000,000	2015/08/25
60053	J P Morgan SP BV	A50 China R Bull CBBC Aug 2016 A	0.2500	10.2800	10.5800	2016/08/19	100,000,000	2015/08/25
69855	J P Morgan SP BV	A50 China R Bear CBBC Jul 2016 A	0.2500	12.5800	12.2800	2016/07/15	100,000,000	2015/08/25
60059	J P Morgan SP BV	HSCEI R Bull CBBC Dec 2016 C	0.2500	9,600 per 10,000 units	9,800 per 10,000 units	2016/12/29	100,000,000	2015/08/25
60055	J P Morgan SP BV	HSCEI R Bear CBBC Apr 2016 J	0.2500	11,400 per 10,000 units	11,200 per 10,000 units	2016/04/28	100,000,000	2015/08/25
69789	J P Morgan SP BV	HSI R Bull CBBC Mar 2016 C	0.2500	23,500 per 10,000 units	23,700 per 10,000 units	2016/03/30	200,000,000	2015/08/25
60072	J P Morgan SP BV	HSI R Bull CBBC Apr 2016 V	0.2500	21,800 per 10,000 units	22,000 per 10,000 units	2016/04/28	200,000,000	2015/08/25
60062	J P Morgan SP BV	HSI R Bull CBBC Jun 2016 V	0.2500	22,788 per 10,000 units	22,988 per 10,000 units	2016/06/29	200,000,000	2015/08/25
60068	J P Morgan SP BV	HSI R Bull CBBC Aug 2016 D	0.2500	22,400 per 10,000 units	22,600 per 10,000 units	2016/08/30	200,000,000	2015/08/25
60071	J P Morgan SP BV	HSI R Bull CBBC Aug 2016 E	0.2500	22,000 per 10,000 units	22,200 per 10,000 units	2016/08/30	200,000,000	2015/08/25
60073	J P Morgan SP BV	HSI R Bull CBBC Oct 2016 B	0.2500	21,600 per 10,000 units	21,800 per 10,000 units	2016/10/28	200,000,000	2015/08/25
60081	J P Morgan SP BV	HSI R Bear CBBC Nov 2015 F	0.2500	23,675 per 10,000 units	23,475 per 10,000 units	2015/11/27	200,000,000	2015/08/25
69583	J P Morgan SP BV	HSI R Bear CBBC Dec 2015 N	0.2500	24,100 per 10,000 units	23,900 per 10,000 units	2015/12/30	200,000,000	2015/08/25
60038	Macquarie Bank Ltd.	HSI R Bull CBBC Nov 2015 C	0.2550	21,500 per 10,000 units	21,700 per 10,000 units	2015/11/27	40,000,000	2015/08/25
60039	Macquarie Bank Ltd.	HSI R Bull CBBC Nov 2015 D	0.2500	22,000 per 10,000 units	22,200 per 10,000 units	2015/11/27	40,000,000	2015/08/25
60041	Macquarie Bank Ltd.	HSI R Bear CBBC Nov 2015 C	0.2550	25,200 per 10,000 units	25,000 per 10,000 units	2015/11/27	40,000,000	2015/08/25
60044	Macquarie Bank Ltd.	HSI R Bear CBBC Dec 2015 A	0.2500	24,700 per 10,000 units	24,500 per 10,000 units	2015/12/30	40,000,000	2015/08/25
69896	Standard Chartered Bank	CSOP A50 ETF R Bull CBBC Jun 2016A	0.2500	11.5800	11.9800	2016/06/20	50,000,000	2015/08/25
69897	Standard Chartered Bank	A50 China R Bull CBBC Jun 2016 B	0.2500	9.9800	10.3800	2016/06/13	50,000,000	2015/08/25
69588	Standard Chartered Bank	HSI R Bull CBBC May 2016 G	0.2500	23,530 per 10,000 units	23,730 per 10,000 units	2016/05/30	100,000,000	2015/08/25
69893	Standard Chartered Bank	HSI R Bull CBBC May 2016 H	0.2500	23,280 per 20,000 units	23,580 per 20,000 units	2016/05/30	150,000,000	2015/08/25
69585	Standard Chartered Bank	HSI R Bear CBBC Jan 2016 C	0.2500	24,280 per 10,000 units	24,080 per 10,000 units	2016/01/28	100,000,000	2015/08/25
69923	Standard Chartered Bank	HSI R Bear CBBC Jan 2016 D	0.2500	23,880 per 10,000 units	23,680 per 10,000 units	2016/01/28	100,000,000	2015/08/25
69657	SGA Societe Generale Acceptance NV	HSCEI R Bull CBBC Mar16E	0.2500	10,208 per 10,000 units	10,408 per 10,000 units	2016/03/30	200,000,000	2015/08/25
69658	SGA Societe Generale Acceptance NV	HSCEI R Bear CBBC Jan16K	0.2500	11,488 per 10,000 units	11,288 per 10,000 units	2016/01/28	200,000,000	2015/08/25
69754	SGA Societe Generale Acceptance N.V.	HSI R Bull CBBC Apr 16M	0.2500	23,358 per 10,000 units	23,458 per 10,000 units	2016/04/28	200,000,000	2015/08/25
69600	SGA Societe Generale Acceptance N.V.	HSI R Bull CBBC May 16D	0.2500	23,608 per 10,000 units	23,708 per 10,000 units	2016/05/30	200,000,000	2015/08/25
69671	SGA Societe Generale Acceptance N.V.	HSI R Bull CBBC May 16E	0.2500	21,608 per 10,000 units	21,708 per 10,000 units	2016/05/30	200,000,000	2015/08/25

Newly listed callable bull/bear contracts (continued)

Code	Issuer	Name of issue	Issue prices (HK\$)	Strike price (HKD) / Strike level per 10 units	Call price (HKD) / Call level per 10 units	Expiry date	No. of issue (units)	Listing date
69716	SGA Societe Generale Acceptance N.V.	HSI R Bull CBBC May 16F	0.2500	21,808 per 10,000 units	21,908 per 10,000 units	2016/05/30	200,000,000	2015/08/25
69736	SGA Societe Generale Acceptance N.V.	HSI R Bull CBBC May 16G	0.2500	22,008 per 10,000 units	22,108 per 10,000 units	2016/05/30	200,000,000	2015/08/25
69755	SGA Societe Generale Acceptance N.V.	HSI R Bear CBBC Jan 16Q	0.2500	24,888 per 10,000 units	24,788 per 10,000 units	2016/01/28	200,000,000	2015/08/25
60051	SGA Societe Generale Acceptance N.V.	HSI R Bear CBBC Feb 16A	0.2500	23,588 per 10,000 units	23,488 per 10,000 units	2016/02/26	200,000,000	2015/08/25
69601	SGA Societe Generale Acceptance N.V.	HSI R Bear CBBC Feb 16X	0.2500	23,988 per 10,000 units	23,888 per 10,000 units	2016/02/26	200,000,000	2015/08/25
69655	SGA Societe Generale Acceptance N.V.	HSI R Bear CBBC Feb 16Y	0.2500	24,488 per 10,000 units	24,388 per 10,000 units	2016/02/26	200,000,000	2015/08/25
60046	SGA Societe Generale Acceptance N.V.	HSI R Bear CBBC Feb 16Z	0.2500	23,788 per 10,000 units	23,688 per 10,000 units	2016/02/26	200,000,000	2015/08/25
60116	UBS AG	HSCEI R Bull CBBC Sep 2016 A	0.2500	10,100 per 10,000 units	10,300 per 10,000 units	2016/09/29	200,000,000	2015/08/25
60101	UBS AG	HSI R Bull CBBC Apr 2016 D	0.2500	23,400 per 10,000 units	23,600 per 10,000 units	2016/04/28	200,000,000	2015/08/25
60086	UBS AG	HSI R Bull CBBC Jun 2016 A	0.2500	23,550 per 10,000 units	23,750 per 10,000 units	2016/06/29	200,000,000	2015/08/25
60102	UBS AG	HSI R Bull CBBC Aug 2016 F	0.2500	22,000 per 10,000 units	22,200 per 10,000 units	2016/08/30	200,000,000	2015/08/25
60118	UBS AG	HSI R Bear CBBC Dec 2015 T	0.2500	23,700 per 10,000 units	23,500 per 10,000 units	2015/12/30	200,000,000	2015/08/25
60122	UBS AG	HSI R Bear CBBC Jan 2016 H	0.2500	23,850 per 10,000 units	23,650 per 10,000 units	2016/01/28	200,000,000	2015/08/25
60123	UBS AG	HSI R Bear CBBC Jan 2016 Q	0.2500	24,000 per 10,000 units	23,800 per 10,000 units	2016/01/28	200,000,000	2015/08/25
60456	BNP Paribas Arbit Issu B.V.	CSOP A50 ETF R Bull CBBC Mar16B	0.2800	10.2000	10.5000	2016/03/31	100,000,000	2015/08/26
60304	BNP Paribas Arbit Issu B.V.	HSCEI R Bull CBBC Nov 2016 A	0.2500	8,600 per 10,000 units	8,800 per 10,000 units	2016/11/29	100,000,000	2015/08/26
60306	BNP Paribas Arbit Issu B.V.	HSCEI R Bear CBBC Mar 2016 C	0.2500	11,200 per 10,000 units	11,000 per 10,000 units	2016/03/30	100,000,000	2015/08/26
60205	BNP Paribas Arbit Issu B.V.	HSI R Bull CBBC Nov 2016 K	0.2500	23,100 per 10,000 units	23,300 per 10,000 units	2016/11/29	250,000,000	2015/08/26
60200	BNP Paribas Arbit Issu B.V.	HSI R Bull CBBC Dec 2016 R	0.2500	23,000 per 10,000 units	23,200 per 10,000 units	2016/12/29	250,000,000	2015/08/26
60214	BNP Paribas Arbit Issu B.V.	HSI R Bull CBBC Dec 2016 S	0.2500	23,200 per 10,000 units	23,400 per 10,000 units	2016/12/29	250,000,000	2015/08/26
60295	BNP Paribas Arbit Issu B.V.	HSI R Bear CBBC Mar 2016 M	0.2500	23,500 per 10,000 units	23,300 per 10,000 units	2016/03/30	200,000,000	2015/08/26
60296	BNP Paribas Arbit Issu B.V.	HSI R Bear CBBC Apr 2016 I	0.2500	23,600 per 10,000 units	23,400 per 10,000 units	2016/04/28	200,000,000	2015/08/26
60453	BNP Paribas Arbit Issu B.V.	HSI R Bear CBBC Apr 2016 J	0.2500	23,400 per 10,000 units	23,200 per 10,000 units	2016/04/28	200,000,000	2015/08/26
60362	Credit Suisse AG	China Life R Bull CBBC Sep 2016 A	0.2500	20.88 per 100 units	21.88 per 100 units	2016/09/30	80,000,000	2015/08/26
60348	Credit Suisse AG	A50 China R Bull CBBC Mar 2016 C	0.2500	10.7600	11.0600	2016/03/31	100,000,000	2015/08/26
60447	Credit Suisse AG	A50 China R Bull CBBC Mar 2016 D	0.2600	8.7800	9.0800	2016/03/31	100,000,000	2015/08/26
60317	Credit Suisse AG	HSI R Bull CBBC May 2016 P	0.2500	22,950 per 10,000 units	23,150 per 10,000 units	2016/05/30	200,000,000	2015/08/26
60328	Credit Suisse AG	HSI R Bull CBBC May 2016 Q	0.2500	22,250 per 10,000 units	22,450 per 10,000 units	2016/05/30	200,000,000	2015/08/26
60336	Credit Suisse AG	HSI R Bull CBBC May 2016 R	0.2500	21,950 per 10,000 units	22,150 per 10,000 units	2016/05/30	200,000,000	2015/08/26
60311	Credit Suisse AG	HSI R Bull CBBC Jun 2016 S	0.2500	23,100 per 10,000 units	23,300 per 10,000 units	2016/06/29	200,000,000	2015/08/26
60320	Credit Suisse AG	HSI R Bull CBBC Jun 2016 T	0.2500	22,750 per 10,000 units	22,950 per 10,000 units	2016/06/29	200,000,000	2015/08/26
60327	Credit Suisse AG	HSI R Bull CBBC Jun 2016 U	0.2500	22,400 per 10,000 units	22,600 per 10,000 units	2016/06/29	200,000,000	2015/08/26
60337	Credit Suisse AG	HSI R Bull CBBC Jun 2016 V	0.2500	21,650 per 10,000 units	21,850 per 10,000 units	2016/06/29	200,000,000	2015/08/26
60309	Credit Suisse AG	HSI R Bull CBBC Jul 2016 L	0.2500	23,250 per 10,000 units	23,450 per 10,000 units	2016/07/28	200,000,000	2015/08/26
60338	Credit Suisse AG	HSI R Bull CBBC Jul 2016 M	0.2500	21,200 per 10,000 units	21,400 per 10,000 units	2016/07/28	200,000,000	2015/08/26
60339	Credit Suisse AG	HSI R Bull CBBC Aug 2016 A	0.2700	21,000 per 10,000 units	21,200 per 10,000 units	2016/08/30	200,000,000	2015/08/26
60341	Credit Suisse AG	HSI R Bull CBBC Aug 2016 B	0.3800	19,900 per 10,000 units	20,100 per 10,000 units	2016/08/30	200,000,000	2015/08/26
60430	Credit Suisse AG	HSI R Bear CBBC Mar 2016 H	0.2500	23,900 per 10,000 units	23,700 per 10,000 units	2016/03/30	200,000,000	2015/08/26
60432	Credit Suisse AG	HSI R Bear CBBC Mar 2016 I	0.2500	23,750 per 10,000 units	23,550 per 10,000 units	2016/03/30	200,000,000	2015/08/26
60433	Credit Suisse AG	HSI R Bear CBBC Mar 2016 J	0.2500	23,600 per 10,000 units	23,400 per 10,000 units	2016/03/30	200,000,000	2015/08/26
60434	Credit Suisse AG	HSI R Bear CBBC Mar 2016 K	0.2500	23,500 per 10,000 units	23,300 per 10,000 units	2016/03/30	200,000,000	2015/08/26
60442	Credit Suisse AG	HSI R Bear CBBC Mar 2016 L	0.2500	23,408 per 12,000 units	23,168 per 12,000 units	2016/03/30	200,000,000	2015/08/26
60361	Credit Suisse AG	Ping An R Bull CBBC May 2016 A	0.2500	31.80 per 100 units	33.30 per 100 units	2016/05/31	100,000,000	2015/08/26

Newly listed callable bull/bear contracts (continued)

Code	Issuer	Name of issue	Issue prices (HK\$)	Strike price (HKD) / Strike level per 10 units	Call price (HKD) / Call level per 10 units	Expiry date	No. of issue (units)	Listing date
60357	Credit Suisse AG	TCH R Bull CBBC Jan 2016 C	0.2500	120.80 per 100 units	123.30 per 100 units	2016/01/29	80,000,000	2015/08/26
60180	HK Bank	China Life R Bear CBBC Oct 2016 A	0.3600	30.4800	29.8800	2016/10/31	50,000,000	2015/08/26
60158	HK Bank	CNOOC R Bear CBBC Apr 2016 A	0.2500	10.8800	10.3800	2016/04/25	40,000,000	2015/08/26
60161	HK Bank	CSOP A50 ETF R Bull CBBC Aug 2016 C	0.3300	9.8300	9.9800	2016/08/01	100,000,000	2015/08/26
60160	HK Bank	Gome R Bull CBBC Nov 2016 A	0.5400	0.78 per unit	0.98 per unit	2016/11/21	40,000,000	2015/08/26
60179	HK Bank	HSCEI R Bull CBBC Aug 2016 G	0.2800	8,088 per 10,000 units	8,288 per 10,000 units	2016/08/30	100,000,000	2015/08/26
60175	HK Bank	HSCEI R Bear CBBC May 2016 J	0.2500	11,288 per 10,000 units	11,088 per 10,000 units	2016/05/30	68,000,000	2015/08/26
60164	HK Bank	HSI R Bull CBBC Sep 2016 I	0.2500	21,998 per 15,000 units	22,198 per 15,000 units	2016/09/29	150,000,000	2015/08/26
60165	HK Bank	HSI R Bull CBBC Nov 2016 E	0.2500	21,098 per 15,000 units	21,298 per 15,000 units	2016/11/29	150,000,000	2015/08/26
60166	HK Bank	HSI R Bull CBBC Dec 2016 F	0.2500	20,098 per 15,000 units	20,298 per 15,000 units	2016/12/29	150,000,000	2015/08/26
60172	HK Bank	HSI R Bear CBBC Jun 2016 J	0.2500	23,888 per 15,000 units	23,688 per 15,000 units	2016/06/29	100,000,000	2015/08/26
60157	HK Bank	HSI R Bear CBBC Aug 2016 D	0.2500	24,188 per 15,000 units	23,988 per 15,000 units	2016/08/30	100,000,000	2015/08/26
60163	HK Bank	Haitong Sec R Bull CBBC Sep 2016 B	0.4600	9.0800	10.0800	2016/09/26	60,000,000	2015/08/26
60162	HK Bank	Ping An R Bull CBBC Nov 2016 F	0.2500	32.88 per 100 units	33.88 per 100 units	2016/11/14	188,000,000	2015/08/26
60159	HK Bank	TCH R Bull CBBC Aug 2016 H	0.2800	112.88 per 100 units	114.88 per 100 units	2016/08/15	100,000,000	2015/08/26
60464	J P Morgan SP BV	A50 China R Bull CBBC Sep 2016 A	0.2500	9.8800	10.1800	2016/09/15	100,000,000	2015/08/26
60463	J P Morgan SP BV	A50 China R Bear CBBC Jun 2016 B	0.2500	11.9800	11.6800	2016/06/17	100,000,000	2015/08/26
60465	J P Morgan SP BV	HKEx R Bear CBBC Mar 2016 C	0.2500	215.88 per 100 units	208.88 per 100 units	2016/03/18	100,000,000	2015/08/26
60475	J P Morgan SP BV	HSCEI R Bull CBBC Jul 2016 H	0.2500	10,000 per 10,000 units	10,200 per 10,000 units	2016/07/28	100,000,000	2015/08/26
60466	J P Morgan SP BV	HSCEI R Bear CBBC Apr 2016 K	0.2500	11,200 per 10,000 units	11,000 per 10,000 units	2016/04/28	100,000,000	2015/08/26
60233	J P Morgan SP BV	HSI R Bull CBBC Mar 2016 E	0.2500	23,200 per 10,000 units	23,400 per 10,000 units	2016/03/30	200,000,000	2015/08/26
60483	J P Morgan SP BV	HSI R Bull CBBC Mar 2016 J	0.2500	22,688 per 10,000 units	22,888 per 10,000 units	2016/03/30	200,000,000	2015/08/26
60491	J P Morgan SP BV	HSI R Bull CBBC Jul 2016 W	0.2500	21,688 per 10,000 units	21,888 per 10,000 units	2016/07/28	200,000,000	2015/08/26
60487	J P Morgan SP BV	HSI R Bull CBBC Aug 2016 F	0.2500	22,288 per 10,000 units	22,488 per 10,000 units	2016/08/30	200,000,000	2015/08/26
60490	J P Morgan SP BV	HSI R Bull CBBC Sep 2016 C	0.2500	22,088 per 10,000 units	22,288 per 10,000 units	2016/09/29	200,000,000	2015/08/26
60508	J P Morgan SP BV	HSI R Bull CBBC Nov 2016 B	0.2500	21,300 per 10,000 units	21,500 per 10,000 units	2016/11/29	200,000,000	2015/08/26
60476	J P Morgan SP BV	HSI R Bear CBBC Nov 2015 J	0.2500	23,368 per 10,000 units	23,168 per 10,000 units	2015/11/27	200,000,000	2015/08/26
60477	J P Morgan SP BV	HSI R Bear CBBC Dec 2015 O	0.2500	23,500 per 10,000 units	23,300 per 10,000 units	2015/12/30	200,000,000	2015/08/26
60480	J P Morgan SP BV	HSI R Bear CBBC Jan 2016 Q	0.2500	23,800 per 10,000 units	23,600 per 10,000 units	2016/01/28	200,000,000	2015/08/26
60427	Macquarie Bank Ltd.	HSI R Bear CBBC Dec 2015 B	0.2500	24,200 per 10,000 units	24,000 per 10,000 units	2015/12/30	40,000,000	2015/08/26
60255	Standard Chartered Bank	HSI R Bull CBBC May 2016 I	0.2500	23,080 per 20,000 units	23,380 per 20,000 units	2016/05/30	150,000,000	2015/08/26
60248	Standard Chartered Bank	HSI R Bull CBBC Jul 2016 A	0.2500	21,880 per 10,000 units	22,080 per 10,000 units	2016/07/28	100,000,000	2015/08/26
60239	Standard Chartered Bank	HSI R Bear CBBC Jan 2016 E	0.2500	24,080 per 20,000 units	23,780 per 20,000 units	2016/01/28	150,000,000	2015/08/26
60294	Standard Chartered Bank	HSI R Bear CBBC Jan 2016 F	0.2500	23,680 per 10,000 units	23,480 per 10,000 units	2016/01/28	100,000,000	2015/08/26
60222	SGA Societe Generale Acceptance N.V.	HSI R Bull CBBC Apr 16 N	0.2500	22,958 per 10,000 units	23,058 per 10,000 units	2016/04/28	200,000,000	2015/08/26
60223	SGA Societe Generale Acceptance N.V.	HSI R Bull CBBC May 16 H	0.2500	23,108 per 10,000 units	23,208 per 10,000 units	2016/05/30	200,000,000	2015/08/26
60226	SGA Societe Generale Acceptance N.V.	HSI R Bull CBBC May 16 I	0.2500	23,308 per 10,000 units	23,408 per 10,000 units	2016/05/30	200,000,000	2015/08/26
60281	SGA Societe Generale Acceptance N.V.	HSI R Bull CBBC May 16 J	0.2500	21,208 per 10,000 units	21,308 per 10,000 units	2016/05/30	200,000,000	2015/08/26
60283	SGA Societe Generale Acceptance N.V.	HSI R Bull CBBC May 16 K	0.2500	21,408 per 10,000 units	21,508 per 10,000 units	2016/05/30	200,000,000	2015/08/26
60289	SGA Societe Generale Acceptance N.V.	HSI R Bull CBBC May 16 L	0.2500	22,458 per 10,000 units	22,558 per 10,000 units	2016/05/30	200,000,000	2015/08/26
60290	SGA Societe Generale Acceptance N.V.	HSI R Bull CBBC May 16 M	0.2500	22,758 per 10,000 units	22,858 per 10,000 units	2016/05/30	200,000,000	2015/08/26
60292	SGA Societe Generale Acceptance N.V.	HSI R Bear CBBC Jan 16 L	0.2500	23,688 per 10,000 units	23,588 per 10,000 units	2016/01/28	200,000,000	2015/08/26
60291	SGA Societe Generale Acceptance N.V.	HSI R Bear CBBC Feb 16 C	0.2500	23,388 per 10,000 units	23,288 per 10,000 units	2016/02/26	200,000,000	2015/08/26

Newly listed callable bull/bear contracts (continued)

Code	Issuer	Name of issue	Issue prices (HK\$)	Strike price (HKD) / Strike level per 10 units	Call price (HKD) / Call level per 10 units	Expiry date	No. of issue (units)	Listing date
60293	SGA Societe Generale Acceptance N.V.	HSI R Bear CBBC Mar16 C	0.2500	24,700 per 20,000 units	24,600 per 20,000 units	2016/03/30	400,000,000	2015/08/26
60403	UBS AG	CAM CSI300 R Bull CBBC Oct 2016 A	0.2500	33.50 per 100 units	35 per 100 units	2016/10/24	100,000,000	2015/08/26
60395	UBS AG	CSOP A50 ETF R Bull CBBC Feb 2016 A	0.2500	11.7000	12.0000	2016/02/22	50,000,000	2015/08/26
60398	UBS AG	CSOP A50 ETF R Bull CBBC Apr 2016 B	0.2500	11.2000	11.5000	2016/04/11	50,000,000	2015/08/26
60391	UBS AG	A50 China R Bull CBBC Apr 2016 A	0.2500	10.3000	10.5000	2016/04/18	50,000,000	2015/08/26
60393	UBS AG	A50 China R Bull CBBC Jun 2016 A	0.2500	9.8000	10.0000	2016/06/13	50,000,000	2015/08/26
60388	UBS AG	HSI R Bull CBBC Apr 2016 G	0.2500	23,100 per 10,000 units	23,300 per 10,000 units	2016/04/28	200,000,000	2015/08/26
60378	UBS AG	HSI R Bull CBBC May 2016 M	0.2500	23,250 per 10,000 units	23,450 per 10,000 units	2016/05/30	200,000,000	2015/08/26
60410	UBS AG	HSI R Bull CBBC May 2016 N	0.2500	22,600 per 12,000 units	22,850 per 12,000 units	2016/05/30	200,000,000	2015/08/26
60390	UBS AG	HSI R Bull CBBC Jul 2016 O	0.2500	22,950 per 10,000 units	23,150 per 10,000 units	2016/07/28	200,000,000	2015/08/26
60376	UBS AG	HSI R Bull CBBC Aug 2016 G	0.2500	21,600 per 10,000 units	21,800 per 10,000 units	2016/08/30	200,000,000	2015/08/26
60377	UBS AG	HSI R Bull CBBC Aug 2016 H	0.2500	21,000 per 10,000 units	21,200 per 10,000 units	2016/08/30	200,000,000	2015/08/26
60407	UBS AG	HSI R Bear CBBC Jan 2016 R	0.2500	24,050 per 10,000 units	23,850 per 10,000 units	2016/01/28	200,000,000	2015/08/26
60418	UBS AG	HSI R Bear CBBC Jan 2016 S	0.2500	23,400 per 10,000 units	23,200 per 10,000 units	2016/01/28	200,000,000	2015/08/26
60419	UBS AG	HSI R Bear CBBC Jan 2016 T	0.2500	23,550 per 10,000 units	23,350 per 10,000 units	2016/01/28	200,000,000	2015/08/26
60406	UBS AG	HSI R Bear CBBC Feb 2016 L	0.2500	23,900 per 10,000 units	23,700 per 10,000 units	2016/02/26	200,000,000	2015/08/26
60426	UBS AG	HSI R Bear CBBC Feb 2016 M	0.2500	23,750 per 10,000 units	23,550 per 10,000 units	2016/02/26	200,000,000	2015/08/26
60822	BNP Paribas Arbit Issu B.V.	A50 Ch R Bull CBBC Mar 2016 B	0.2900	8.2000	8.5000	2016/03/31	100,000,000	2015/08/27
60743	BNP Paribas Arbit Issu B.V.	HSCEI R Bull CBBC Nov 2016 B	0.2700	7,800 per 10,000 units	8,000 per 10,000 units	2016/11/29	100,000,000	2015/08/27
60748	BNP Paribas Arbit Issu B.V.	HSCEI R Bull CBBC Nov 2016 C	0.2500	8,200 per 10,000 units	8,400 per 10,000 units	2016/11/29	100,000,000	2015/08/27
60749	BNP Paribas Arbit Issu B.V.	HSCEI R Bull CBBC Dec 2016 C	0.2500	8,800 per 10,000 units	9,000 per 10,000 units	2016/12/29	100,000,000	2015/08/27
60761	BNP Paribas Arbit Issu B.V.	HSCEI R Bear CBBC Apr 2016 C	0.2500	11,000 per 10,000 units	10,800 per 10,000 units	2016/04/28	100,000,000	2015/08/27
60586	BNP Paribas Arbit Issu B.V.	HSI R Bull CBBC Nov 2016 L	0.2500	22,700 per 10,000 units	22,900 per 10,000 units	2016/11/29	250,000,000	2015/08/27
60593	BNP Paribas Arbit Issu B.V.	HSI R Bull CBBC Nov 2016 M	0.2500	22,900 per 10,000 units	23,100 per 10,000 units	2016/11/29	250,000,000	2015/08/27
60704	BNP Paribas Arbit Issu B.V.	HSI R Bull CBBC Nov 2016 N	0.2500	21,100 per 10,000 units	21,300 per 10,000 units	2016/11/29	250,000,000	2015/08/27
60705	BNP Paribas Arbit Issu B.V.	HSI R Bull CBBC Nov 2016 O	0.2500	21,500 per 10,000 units	21,700 per 10,000 units	2016/11/29	250,000,000	2015/08/27
60707	BNP Paribas Arbit Issu B.V.	HSI R Bull CBBC Nov 2016 P	0.2500	22,500 per 10,000 units	22,700 per 10,000 units	2016/11/29	250,000,000	2015/08/27
60581	BNP Paribas Arbit Issu B.V.	HSI R Bull CBBC Dec 2016 T	0.2500	22,600 per 10,000 units	22,800 per 10,000 units	2016/12/29	250,000,000	2015/08/27
60590	BNP Paribas Arbit Issu B.V.	HSI R Bull CBBC Dec 2016 U	0.2500	22,800 per 10,000 units	23,000 per 10,000 units	2016/12/29	250,000,000	2015/08/27
60702	BNP Paribas Arbit Issu B.V.	HSI R Bull CBBC Dec 2016 V	0.3100	19,800 per 10,000 units	20,000 per 10,000 units	2016/12/29	250,000,000	2015/08/27
60703	BNP Paribas Arbit Issu B.V.	HSI R Bull CBBC Dec 2016 W	0.2900	20,000 per 10,000 units	20,200 per 10,000 units	2016/12/29	250,000,000	2015/08/27
60710	BNP Paribas Arbit Issu B.V.	HSI R Bear CBBC Mar 2016 N	0.2500	23,100 per 10,000 units	22,900 per 10,000 units	2016/03/30	200,000,000	2015/08/27
60716	BNP Paribas Arbit Issu B.V.	HSI R Bear CBBC Mar 2016 O	0.2500	23,300 per 10,000 units	23,100 per 10,000 units	2016/03/30	200,000,000	2015/08/27
60715	BNP Paribas Arbit Issu B.V.	HSI R Bear CBBC Apr 2016 K	0.2500	23,200 per 10,000 units	23,000 per 10,000 units	2016/04/28	200,000,000	2015/08/27
60821	BNP Paribas Arbit Issu B.V.	HSI R Bear CBBC Apr 2016 L	0.2500	23,000 per 10,000 units	22,800 per 10,000 units	2016/04/28	200,000,000	2015/08/27
60828	BNP Paribas Arbit Issu B.V.	Petroch R Bull CBBC Jan 2016 C	0.2500	5.8500	6.2000	2016/01/29	60,000,000	2015/08/27
60823	BNP Paribas Arbit Issu B.V.	Ping An R Bull CBBC Mar 2016 A	0.2500	31 per 100 units	32 per 100 units	2016/03/31	40,000,000	2015/08/27
60776	Credit Suisse AG	HSCEI R Bull CBBC Jun 2016 A	0.2500	8,600 per 10,000 units	8,800 per 10,000 units	2016/06/29	108,000,000	2015/08/27
60777	Credit Suisse AG	HSCEI R Bear CBBC Dec 2015 G	0.2500	11,000 per 10,000 units	10,800 per 10,000 units	2015/12/30	108,000,000	2015/08/27
60764	Credit Suisse AG	HSI R Bull CBBC Apr 2016 W	0.2500	22,700 per 10,000 units	22,900 per 10,000 units	2016/04/28	200,000,000	2015/08/27
60771	Credit Suisse AG	HSI R Bull CBBC Jun 2016 A	0.3700	19,750 per 10,000 units	19,950 per 10,000 units	2016/06/29	200,000,000	2015/08/27
60763	Credit Suisse AG	HSI R Bull CBBC Jun 2016 W	0.2500	22,850 per 12,000 units	23,100 per 12,000 units	2016/06/29	200,000,000	2015/08/27
60766	Credit Suisse AG	HSI R Bull CBBC Jun 2016 X	0.2500	22,550 per 10,000 units	22,750 per 10,000 units	2016/06/29	200,000,000	2015/08/27

Newly listed callable bull/bear contracts (continued)

Code	Issuer	Name of issue	Issue prices (HK\$)	Strike price (HKD) / Strike level per 10 units	Call price (HKD) / Call level per 10 units	Expiry date	No. of issue (units)	Listing date
60767	Credit Suisse AG	HSI R Bull CBBC Jun 2016 Y	0.2500	22,150 per 10,000 units	22,350 per 10,000 units	2016/06/29	200,000,000	2015/08/27
60770	Credit Suisse AG	HSI R Bull CBBC Jun 2016 Z	0.3000	20,400 per 10,000 units	20,600 per 10,000 units	2016/06/29	200,000,000	2015/08/27
60769	Credit Suisse AG	HSI R Bull CBBC Jul 2016 N	0.2500	20,900 per 10,000 units	21,100 per 10,000 units	2016/07/28	200,000,000	2015/08/27
60773	Credit Suisse AG	HSI R Bull CBBC Aug 2016 C	0.4600	18,800 per 10,000 units	19,000 per 10,000 units	2016/08/30	200,000,000	2015/08/27
60798	Credit Suisse AG	HSI R Bear CBBC Feb 2016 J	0.2500	23,850 per 10,000 units	23,650 per 10,000 units	2016/02/26	200,000,000	2015/08/27
60804	Credit Suisse AG	HSI R Bear CBBC Feb 2016 Q	0.2500	23,400 per 10,000 units	23,200 per 10,000 units	2016/02/26	200,000,000	2015/08/27
60805	Credit Suisse AG	HSI R Bear CBBC Mar 2016 M	0.2500	23,200 per 10,000 units	23,000 per 10,000 units	2016/03/30	200,000,000	2015/08/27
60808	Credit Suisse AG	HSI R Bear CBBC Mar 2016 N	0.2500	23,050 per 10,000 units	22,850 per 10,000 units	2016/03/30	200,000,000	2015/08/27
60801	Credit Suisse AG	HSI R Bear CBBC Apr 2016 F	0.2500	23,550 per 10,000 units	23,350 per 10,000 units	2016/04/28	200,000,000	2015/08/27
60814	Credit Suisse AG	HSI R Bear CBBC Apr 2016 G	0.2500	23,008 per 12,000 units	22,758 per 12,000 units	2016/04/28	200,000,000	2015/08/27
60534	HK Bank	AIA R Bull CBBC Nov 2016 A	0.2500	33.08 per 100 units	34.08 per 100 units	2016/11/01	60,000,000	2015/08/27
60528	HK Bank	CM Bank R Bull CBBC Oct 2016 A	0.5100	15.2800	15.8800	2016/10/03	40,000,000	2015/08/27
60556	HK Bank	CSOP A50 ETF R Bull CBBC Jun 2016 D	0.2700	10.3300	10.4800	2016/06/27	100,000,000	2015/08/27
60566	HK Bank	CSOP A50 ETF R Bull CBBC Aug 2016 D	0.3100	10.0300	10.1800	2016/08/08	100,000,000	2015/08/27
60510	HK Bank	A50 R Bull CBBC Jul 2016 B	0.2800	8.6300	8.7800	2016/07/18	100,000,000	2015/08/27
60511	HK Bank	A50 R Bull CBBC Aug 2016 C	0.2500	9.3300	9.4800	2016/08/15	100,000,000	2015/08/27
60533	HK Bank	HS H-SH ETF R Bull CBBC Oct 2016 A	0.2500	84.88 per 100 units	86.88 per 100 units	2016/10/31	100,000,000	2015/08/27
60539	HK Bank	HSCEI R Bull CBBC Oct 2016 E	0.3200	7,588 per 10,000 units	7,788 per 10,000 units	2016/10/28	100,000,000	2015/08/27
60535	HK Bank	HSI R Bull CBBC Dec 2016 G	0.2500	20,078 per 20,000 units	20,328 per 20,000 units	2016/12/29	40,000,000	2015/08/27
60552	HK Bank	HSI R Bear CBBC May 2016 P	0.2500	23,588 per 15,000 units	23,388 per 15,000 units	2016/05/30	100,000,000	2015/08/27
60530	HK Bank	PetCh R Bull CBBC Oct 2016 B	0.2500	6.1300	6.4800	2016/10/19	60,000,000	2015/08/27
60522	HK Bank	PetCh R Bull CBBC Nov 2016 A	0.2500	5.0300	5.3800	2016/11/23	60,000,000	2015/08/27
60514	HK Bank	Ping An R Bull CBBC Oct 2016 E	0.2500	34.08 per 100 units	35.08 per 100 units	2016/10/31	188,000,000	2015/08/27
60518	HK Bank	Ping An R Bull CBBC Nov 2016 G	0.2500	31.68 per 100 units	32.68 per 100 units	2016/11/07	188,000,000	2015/08/27
60568	HK Bank	TCH R Bull CBBC Apr 2016 D	0.2500	132.88 per 100 units	134.88 per 100 units	2016/04/18	100,000,000	2015/08/27
60519	HK Bank	TCH R Bull CBBC Jul 2016 J	0.2500	116.88 per 100 units	118.88 per 100 units	2016/07/18	100,000,000	2015/08/27
60922	J P Morgan SP BV	CSOP A50 ETF R Bull CBBC Aug 2016 B	0.2500	10.7800	11.0800	2016/08/19	100,000,000	2015/08/27
60919	J P Morgan SP BV	A50 China R Bull CBBC Oct 2016 A	0.2500	9.3800	9.6800	2016/10/14	100,000,000	2015/08/27
60921	J P Morgan SP BV	A50 China R Bear CBBC Aug 2016 A	0.2500	12.2800	11.9800	2016/08/19	100,000,000	2015/08/27
60908	J P Morgan SP BV	HKEr R Bull CBBC Oct 2016 C	0.2500	177.88 per 100 units	182.88 per 100 units	2016/10/14	100,000,000	2015/08/27
60913	J P Morgan SP BV	HKEr R Bear CBBC Feb 2016 A	0.2500	205.88 per 100 units	198.88 per 100 units	2016/02/19	100,000,000	2015/08/27
60613	J P Morgan SP BV	HSCEI R Bull CBBC Aug 2016 D	0.2500	10,300 per 10,000 units	10,500 per 10,000 units	2016/08/30	100,000,000	2015/08/27
60937	J P Morgan SP BV	HSCEI R Bear CBBC Mar 2016 B	0.2500	11,000 per 10,000 units	10,800 per 10,000 units	2016/03/30	100,000,000	2015/08/27
60614	J P Morgan SP BV	HSI R Bull CBBC Mar 2016 N	0.2500	22,900 per 10,000 units	23,100 per 10,000 units	2016/03/30	200,000,000	2015/08/27
60782	J P Morgan SP BV	HSI R Bull CBBC Mar 2016 O	0.2500	22,388 per 10,000 units	22,588 per 10,000 units	2016/03/30	200,000,000	2015/08/27
60626	J P Morgan SP BV	HSI R Bull CBBC Jun 2016 W	0.2500	22,600 per 10,000 units	22,800 per 10,000 units	2016/06/29	200,000,000	2015/08/27
60783	J P Morgan SP BV	HSI R Bull CBBC Jun 2016 X	0.2500	21,988 per 10,000 units	22,188 per 10,000 units	2016/06/29	200,000,000	2015/08/27
60792	J P Morgan SP BV	HSI R Bull CBBC Jul 2016 X	0.2500	20,800 per 10,000 units	21,000 per 10,000 units	2016/07/28	200,000,000	2015/08/27
60785	J P Morgan SP BV	HSI R Bull CBBC Aug 2016 G	0.2500	21,788 per 10,000 units	21,988 per 10,000 units	2016/08/30	200,000,000	2015/08/27
60786	J P Morgan SP BV	HSI R Bull CBBC Sep 2016 D	0.2500	21,388 per 10,000 units	21,588 per 10,000 units	2016/09/29	200,000,000	2015/08/27
60790	J P Morgan SP BV	HSI R Bull CBBC Oct 2016 C	0.2500	21,000 per 10,000 units	21,200 per 10,000 units	2016/10/28	200,000,000	2015/08/27
60793	J P Morgan SP BV	HSI R Bear CBBC Nov 2015 R	0.2500	23,100 per 10,000 units	22,900 per 10,000 units	2015/11/27	200,000,000	2015/08/27
60924	J P Morgan SP BV	HSI R Bear CBBC Dec 2015 A	0.2500	22,958 per 10,000 units	22,758 per 10,000 units	2015/12/30	200,000,000	2015/08/27

Newly listed callable bull/bear contracts (continued)

Code	Issuer	Name of issue	Issue prices (HK\$)	Strike price (HKD) / Strike level per 10 units	Call price (HKD) / Call level per 10 units	Expiry date	No. of issue (units)	Listing date
60795	J P Morgan SP BV	HSI R Bear CBBC Dec 2015 Z	0.2500	23,400 per 10,000 units	23,200 per 10,000 units	2015/12/30	200,000,000	2015/08/27
60796	J P Morgan SP BV	HSI R Bear CBBC Jan 2016 R	0.2500	23,700 per 10,000 units	23,500 per 10,000 units	2016/01/28	200,000,000	2015/08/27
60926	J P Morgan SP BV	HSI R Bear CBBC Feb 2016 J	0.2500	24,000 per 10,000 units	23,800 per 10,000 units	2016/02/26	200,000,000	2015/08/27
60898	J P Morgan SP BV	Tencent R Bull CBBC Jun 2016 C	0.2500	126.28 per 100 units	129.28 per 100 units	2016/06/17	100,000,000	2015/08/27
60903	J P Morgan SP BV	Tencent R Bear CBBC Apr 2016 C	0.2500	148.88 per 100 units	145.88 per 100 units	2016/04/15	100,000,000	2015/08/27
60652	Standard Chartered Bank	CAM CSI300 R Bull CBBC Aug 2016 B	0.3300	43.0000	44.0000	2016/08/31	50,000,000	2015/08/27
60661	Standard Chartered Bank	HKEEx R Bull CBBC Jun 2016 B	0.2600	174.88 per 100 units	182.88 per 100 units	2016/06/27	50,000,000	2015/08/27
60665	Standard Chartered Bank	HKEEx R Bear CBBC Mar 2016 D	0.2700	226.88 per 100 units	218.88 per 100 units	2016/03/07	50,000,000	2015/08/27
60632	Standard Chartered Bank	HSCEI R Bull CBBC Jul 2016 A	0.2500	9,080 per 10,000 units	9,280 per 10,000 units	2016/07/28	100,000,000	2015/08/27
60648	Standard Chartered Bank	HSCEI R Bear CBBC Jan 2016 C	0.2500	11,080 per 10,000 units	10,880 per 10,000 units	2016/01/28	100,000,000	2015/08/27
60627	Standard Chartered Bank	HSI R Bull CBBC May 2016 J	0.2500	22,880 per 10,000 units	23,080 per 10,000 units	2016/05/30	100,000,000	2015/08/27
60701	Standard Chartered Bank	HSI R Bull CBBC May 2016 K	0.2500	22,480 per 20,000 units	22,780 per 20,000 units	2016/05/30	150,000,000	2015/08/27
60629	Standard Chartered Bank	HSI R Bull CBBC Jul 2016 B	0.2500	21,080 per 20,000 units	21,380 per 20,000 units	2016/07/28	150,000,000	2015/08/27
60630	Standard Chartered Bank	HSI R Bull CBBC Jul 2016 C	0.2500	20,680 per 10,000 units	20,880 per 10,000 units	2016/07/28	100,000,000	2015/08/27
60696	Standard Chartered Bank	HSI R Bear CBBC Jan 2016 G	0.2500	23,480 per 10,000 units	23,280 per 10,000 units	2016/01/28	100,000,000	2015/08/27
60700	Standard Chartered Bank	HSI R Bear CBBC Jan 2016 H	0.2500	23,280 per 10,000 units	23,080 per 10,000 units	2016/01/28	100,000,000	2015/08/27
60574	SGA Societe Generale Acceptance N.V.	HSI R Bull CBBC May16 N	0.2500	22,608 per 10,000 units	22,708 per 10,000 units	2016/05/30	200,000,000	2015/08/27
60575	SGA Societe Generale Acceptance N.V.	HSI R Bull CBBC May16 O	0.2500	22,808 per 10,000 units	22,908 per 10,000 units	2016/05/30	200,000,000	2015/08/27
60666	SGA Societe Generale Acceptance N.V.	HSI R Bull CBBC May16 P	0.3000	20,008 per 10,000 units	20,108 per 10,000 units	2016/05/30	200,000,000	2015/08/27
60668	SGA Societe Generale Acceptance N.V.	HSI R Bull CBBC May16 Q	0.2800	20,208 per 10,000 units	20,308 per 10,000 units	2016/05/30	200,000,000	2015/08/27
60669	SGA Societe Generale Acceptance N.V.	HSI R Bull CBBC May16 R	0.2600	20,408 per 10,000 units	20,508 per 10,000 units	2016/05/30	200,000,000	2015/08/27
60674	SGA Societe Generale Acceptance N.V.	HSI R Bull CBBC May16 S	0.2500	20,608 per 10,000 units	20,708 per 10,000 units	2016/05/30	200,000,000	2015/08/27
60675	SGA Societe Generale Acceptance N.V.	HSI R Bull CBBC May16 T	0.2500	20,808 per 10,000 units	20,908 per 10,000 units	2016/05/30	200,000,000	2015/08/27
60692	SGA Societe Generale Acceptance N.V.	HSI R Bull CBBC May16 U	0.2500	21,008 per 10,000 units	21,108 per 10,000 units	2016/05/30	200,000,000	2015/08/27
60693	SGA Societe Generale Acceptance N.V.	HSI R Bear CBBC Feb16 D	0.2500	22,988 per 10,000 units	22,888 per 10,000 units	2016/02/26	200,000,000	2015/08/27
60694	SGA Societe Generale Acceptance N.V.	HSI R Bear CBBC Feb16 E	0.2500	23,188 per 10,000 units	23,088 per 10,000 units	2016/02/26	200,000,000	2015/08/27
60893	UBS AG	HKEEx R Bull CBBC Oct 2016 B	0.2500	174 per 100 units	180 per 100 units	2016/10/17	50,000,000	2015/08/27
60948	UBS AG	HSCEI R Bull CBBC May 2016 B	0.2500	9,300 per 10,000 units	9,500 per 10,000 units	2016/05/30	200,000,000	2015/08/27
60949	UBS AG	HSCEI R Bear CBBC Dec 2015 C	0.2500	11,200 per 10,000 units	11,000 per 10,000 units	2015/12/30	100,000,000	2015/08/27
60829	UBS AG	HSI R Bull CBBC May 2016 C	0.2500	22,600 per 10,000 units	22,800 per 10,000 units	2016/05/30	200,000,000	2015/08/27
60894	UBS AG	HSI R Bull CBBC May 2016 D	0.2500	22,900 per 10,000 units	23,100 per 10,000 units	2016/05/30	200,000,000	2015/08/27
60839	UBS AG	HSI R Bull CBBC May 2016 I	0.2500	22,350 per 12,000 units	22,550 per 12,000 units	2016/05/30	200,000,000	2015/08/27
60847	UBS AG	HSI R Bull CBBC May 2016 J	0.2500	21,750 per 10,000 units	21,950 per 10,000 units	2016/05/30	200,000,000	2015/08/27
60849	UBS AG	HSI R Bull CBBC May 2016 L	0.2500	21,450 per 10,000 units	21,650 per 10,000 units	2016/05/30	200,000,000	2015/08/27
60855	UBS AG	HSI R Bull CBBC May 2016 O	0.2500	21,150 per 12,000 units	21,350 per 12,000 units	2016/05/30	200,000,000	2015/08/27
60897	UBS AG	HSI R Bull CBBC Jun 2016 B	0.2500	22,800 per 10,000 units	23,000 per 10,000 units	2016/06/29	200,000,000	2015/08/27
60843	UBS AG	HSI R Bull CBBC Jul 2016 P	0.2500	22,150 per 12,000 units	22,350 per 12,000 units	2016/07/28	200,000,000	2015/08/27
60865	UBS AG	HSI R Bull CBBC Jul 2016 Q	0.2500	20,900 per 10,000 units	21,100 per 10,000 units	2016/07/28	200,000,000	2015/08/27
60891	UBS AG	HSI R Bull CBBC Jul 2016 R	0.2500	22,450 per 10,000 units	22,650 per 10,000 units	2016/07/28	200,000,000	2015/08/27
60866	UBS AG	HSI R Bull CBBC Aug 2016 I	0.3100	19,800 per 10,000 units	20,000 per 10,000 units	2016/08/30	200,000,000	2015/08/27
60877	UBS AG	HSI R Bull CBBC Sep 2016 C	0.4300	18,600 per 10,000 units	18,800 per 10,000 units	2016/09/29	200,000,000	2015/08/27
60878	UBS AG	HSI R Bull CBBC Sep 2016 D	0.4800	18,100 per 10,000 units	18,300 per 10,000 units	2016/09/29	200,000,000	2015/08/27
60941	UBS AG	HSI R Bear CBBC Dec 2015 U	0.2500	23,200 per 10,000 units	23,000 per 10,000 units	2015/12/30	200,000,000	2015/08/27

Newly listed callable bull/bear contracts (continued)

Code	Issuer	Name of issue	Issue prices (HK\$)	Strike price (HKD) / Strike level per 10 units	Call price (HKD) / Call level per 10 units	Expiry date	No. of issue (units)	Listing date
60940	UBS AG	HSI R Bear CBBC Jan 2016 U	0.2500	23,000 per 10,000 units	22,800 per 10,000 units	2016/01/28	200,000,000	2015/08/27
60944	UBS AG	HSI R Bear CBBC Feb 2016 N	0.2500	23,500 per 12,000 units	23,250 per 12,000 units	2016/02/26	200,000,000	2015/08/27
60946	UBS AG	HSI R Bear CBBC Feb 2016 O	0.2500	23,600 per 10,000 units	23,400 per 10,000 units	2016/02/26	200,000,000	2015/08/27
60947	UBS AG	HSI R Bear CBBC Feb 2016 P	0.2500	23,800 per 10,000 units	23,600 per 10,000 units	2016/02/26	200,000,000	2015/08/27
60939	UBS AG	Ping An R Bull CBBC Oct 2016 B	0.2500	33 per 100 units	35 per 100 units	2016/10/24	100,000,000	2015/08/27
61448	BNP Paribas Arbit Issu B.V.	CAM CSI300 R Bull CBBC Sep16 A	0.2500	38 per 100 units	39 per 100 units	2016/09/30	100,000,000	2015/08/28
61450	BNP Paribas Arbit Issu B.V.	HKEx R Bull CBBC Dec 2015 J	0.3500	155 per 100 units	160 per 100 units	2015/12/31	40,000,000	2015/08/28
61451	BNP Paribas Arbit Issu B.V.	HKEx R Bear CBBC Dec 2015 D	0.2500	205 per 100 units	200 per 100 units	2015/12/31	40,000,000	2015/08/28
61449	BNP Paribas Arbit Issu B.V.	HS H ETF R Bull CBBC Jan 2016F	0.2500	92 per 100 units	95 per 100 units	2016/01/29	60,000,000	2015/08/28
61447	BNP Paribas Arbit Issu B.V.	HSCEI R Bear CBBC Mar 2016 D	0.2500	10,800 per 10,000 units	10,600 per 10,000 units	2016/03/30	100,000,000	2015/08/28
61192	BNP Paribas Arbit Issu B.V.	HSI R Bull CBBC Nov 2016 Q	0.2500	22,100 per 10,000 units	22,300 per 10,000 units	2016/11/29	250,000,000	2015/08/28
61195	BNP Paribas Arbit Issu B.V.	HSI R Bull CBBC Nov 2016 R	0.2500	22,300 per 10,000 units	22,500 per 10,000 units	2016/11/29	250,000,000	2015/08/28
61334	BNP Paribas Arbit Issu B.V.	HSI R Bull CBBC Nov 2016 S	0.3000	19,300 per 10,000 units	19,500 per 10,000 units	2016/11/29	250,000,000	2015/08/28
61354	BNP Paribas Arbit Issu B.V.	HSI R Bull CBBC Nov 2016 T	0.2500	20,500 per 10,000 units	20,700 per 10,000 units	2016/11/29	250,000,000	2015/08/28
61364	BNP Paribas Arbit Issu B.V.	HSI R Bull CBBC Nov 2016 U	0.2500	20,700 per 10,000 units	20,900 per 10,000 units	2016/11/29	250,000,000	2015/08/28
61379	BNP Paribas Arbit Issu B.V.	HSI R Bull CBBC Nov 2016 V	0.2500	20,900 per 10,000 units	21,100 per 10,000 units	2016/11/29	250,000,000	2015/08/28
61384	BNP Paribas Arbit Issu B.V.	HSI R Bull CBBC Dec 2016 C	0.2500	22,000 per 10,000 units	22,200 per 10,000 units	2016/12/29	250,000,000	2015/08/28
61194	BNP Paribas Arbit Issu B.V.	HSI R Bull CBBC Dec 2016 X	0.2500	22,200 per 10,000 units	22,400 per 10,000 units	2016/12/29	250,000,000	2015/08/28
61344	BNP Paribas Arbit Issu B.V.	HSI R Bull CBBC Dec 2016 Y	0.2500	20,200 per 10,000 units	20,400 per 10,000 units	2016/12/29	250,000,000	2015/08/28
61345	BNP Paribas Arbit Issu B.V.	HSI R Bull CBBC Dec 2016 Z	0.2500	20,400 per 10,000 units	20,600 per 10,000 units	2016/12/29	250,000,000	2015/08/28
61413	BNP Paribas Arbit Issu B.V.	HSI R Bear CBBC Mar 2016 P	0.2500	22,500 per 10,000 units	22,300 per 10,000 units	2016/03/30	200,000,000	2015/08/28
61417	BNP Paribas Arbit Issu B.V.	HSI R Bear CBBC Mar 2016 Q	0.2500	22,700 per 10,000 units	22,500 per 10,000 units	2016/03/30	200,000,000	2015/08/28
61441	BNP Paribas Arbit Issu B.V.	HSI R Bear CBBC Mar 2016 R	0.2500	22,900 per 10,000 units	22,700 per 10,000 units	2016/03/30	200,000,000	2015/08/28
61416	BNP Paribas Arbit Issu B.V.	HSI R Bear CBBC Apr 2016 M	0.2500	22,600 per 10,000 units	22,400 per 10,000 units	2016/04/28	200,000,000	2015/08/28
61418	BNP Paribas Arbit Issu B.V.	HSI R Bear CBBC Apr 2016 N	0.2500	22,800 per 10,000 units	22,600 per 10,000 units	2016/04/28	200,000,000	2015/08/28
61580	Credit Suisse AG	CAM CSI300 R Bull CBBC Jun 2016 D	0.2500	33.30 per 100 units	34.30 per 100 units	2016/06/30	80,000,000	2015/08/28
61726	Credit Suisse AG	BOCL R Bull CBBC Apr 2016 A	0.2500	2.8800	3.0300	2016/04/29	70,000,000	2015/08/28
61714	Credit Suisse AG	CCB R Bull CBBC Apr 2016 A	0.2500	4.4500	4.6000	2016/04/29	70,000,000	2015/08/28
61592	Credit Suisse AG	China Life R Bull CBBC Nov 2016 A	0.2500	18.80 per 100 units	19.80 per 100 units	2016/11/30	80,000,000	2015/08/28
61606	Credit Suisse AG	CSOP A50 ETF R Bull CBBC Apr 2016 A	0.2600	9.7800	10.0800	2016/04/29	100,000,000	2015/08/28
61621	Credit Suisse AG	A50 China R Bull CBBC Apr 2016 A	0.2700	8.0800	8.3800	2016/04/29	100,000,000	2015/08/28
61601	Credit Suisse AG	HKEx R Bull CBBC Mar 2016 C	0.2800	162.70 per 100 units	167.70 per 100 units	2016/03/31	100,000,000	2015/08/28
61595	Credit Suisse AG	HKEx R Bull CBBC Jun 2016 A	0.3600	153.80 per 100 units	158.80 per 100 units	2016/06/30	100,000,000	2015/08/28
61593	Credit Suisse AG	HKEx R Bull CBBC Jul 2016 A	0.4400	145.50 per 100 units	150.50 per 100 units	2016/07/29	100,000,000	2015/08/28
61574	Credit Suisse AG	HS H-SH ETF R Bull CBBC Mar 2016 C	0.2500	92.10 per 100 units	95.10 per 100 units	2016/03/31	80,000,000	2015/08/28
61579	Credit Suisse AG	HS H-SH ETF R Bull CBBC Apr 2016 A	0.2500	86.80 per 100 units	88.80 per 100 units	2016/04/29	80,000,000	2015/08/28
61647	Credit Suisse AG	HSCEI R Bull CBBC Jul 2016 A	0.2500	8,100 per 10,000 units	8,300 per 10,000 units	2016/07/28	108,000,000	2015/08/28
61644	Credit Suisse AG	HSCEI R Bull CBBC Aug 2016 A	0.2500	7,800 per 10,000 units	8,000 per 10,000 units	2016/08/30	108,000,000	2015/08/28
61654	Credit Suisse AG	HSCEI R Bear CBBC Jan 2016 D	0.2500	10,600 per 10,000 units	10,400 per 10,000 units	2016/01/28	108,000,000	2015/08/28
61534	Credit Suisse AG	HSI R Bull CBBC Jun 2016 B	0.2500	22,300 per 10,000 units	22,500 per 10,000 units	2016/06/29	200,000,000	2015/08/28
61543	Credit Suisse AG	HSI R Bull CBBC Jun 2016 C	0.2500	21,550 per 10,000 units	21,750 per 10,000 units	2016/06/29	200,000,000	2015/08/28
61516	Credit Suisse AG	HSI R Bull CBBC Jul 2016 O	0.2500	22,450 per 10,000 units	22,650 per 10,000 units	2016/07/28	200,000,000	2015/08/28
61542	Credit Suisse AG	HSI R Bull CBBC Jul 2016 P	0.2500	21,850 per 10,000 units	22,050 per 10,000 units	2016/07/28	200,000,000	2015/08/28

Newly listed callable bull/bear contracts (continued)

Code	Issuer	Name of issue	Issue prices (HK\$)	Strike price (HKD) / Strike level per 10 units	Call price (HKD) / Call level per 10 units	Expiry date	No. of issue (units)	Listing date
61554	Credit Suisse AG	HSI R Bull CBBC Jul 2016 Q	0.2500	21,050 per 10,000 units	21,250 per 10,000 units	2016/07/28	200,000,000	2015/08/28
61728	Credit Suisse AG	HSI R Bull CBBC Jul 2016 R	0.2500	21,350 per 10,000 units	21,550 per 10,000 units	2016/07/28	200,000,000	2015/08/28
61538	Credit Suisse AG	HSI R Bull CBBC Aug 2016 D	0.2500	22,100 per 10,000 units	22,300 per 10,000 units	2016/08/30	200,000,000	2015/08/28
61546	Credit Suisse AG	HSI R Bull CBBC Aug 2016 E	0.2500	21,250 per 10,000 units	21,450 per 10,000 units	2016/08/30	200,000,000	2015/08/28
61562	Credit Suisse AG	HSI R Bull CBBC Aug 2016 F	0.2500	20,850 per 10,000 units	21,050 per 10,000 units	2016/08/30	200,000,000	2015/08/28
61571	Credit Suisse AG	HSI R Bull CBBC Sep 2016 A	0.2500	20,500 per 10,000 units	20,700 per 10,000 units	2016/09/29	200,000,000	2015/08/28
61659	Credit Suisse AG	HSI R Bull CBBC Oct 2016 A	0.2500	20,200 per 10,000 units	20,400 per 10,000 units	2016/10/28	200,000,000	2015/08/28
61664	Credit Suisse AG	HSI R Bull CBBC Oct 2016 B	0.2700	19,800 per 10,000 units	20,000 per 10,000 units	2016/10/28	200,000,000	2015/08/28
61710	Credit Suisse AG	HSI R Bull CBBC Oct 2016 C	0.3900	18,600 per 10,000 units	18,800 per 10,000 units	2016/10/28	200,000,000	2015/08/28
61570	Credit Suisse AG	HSI R Bull CBBC Nov 2016 A	0.2500	20,700 per 10,000 units	20,900 per 10,000 units	2016/11/29	200,000,000	2015/08/28
61660	Credit Suisse AG	HSI R Bull CBBC Nov 2016 B	0.2500	20,000 per 10,000 units	20,200 per 10,000 units	2016/11/29	200,000,000	2015/08/28
61692	Credit Suisse AG	HSI R Bull CBBC Nov 2016 C	0.3000	19,500 per 10,000 units	19,700 per 10,000 units	2016/11/29	200,000,000	2015/08/28
61711	Credit Suisse AG	HSI R Bull CBBC Nov 2016 D	0.4400	18,100 per 10,000 units	18,300 per 10,000 units	2016/11/29	200,000,000	2015/08/28
61709	Credit Suisse AG	HSI R Bull CBBC Dec 2016 A	0.3400	19,100 per 10,000 units	19,300 per 10,000 units	2016/12/29	200,000,000	2015/08/28
61713	Credit Suisse AG	HSI R Bull CBBC Dec 2016 B	0.4700	17,800 per 10,000 units	18,000 per 10,000 units	2016/12/29	200,000,000	2015/08/28
61766	Credit Suisse AG	HSI R Bear CBBC Feb 2016 D	0.2500	23,100 per 10,000 units	22,900 per 10,000 units	2016/02/26	200,000,000	2015/08/28
61808	Credit Suisse AG	HSI R Bear CBBC Feb 2016 F	0.2500	22,550 per 10,000 units	22,350 per 10,000 units	2016/02/26	200,000,000	2015/08/28
61786	Credit Suisse AG	HSI R Bear CBBC Mar 2016 O	0.2500	22,900 per 10,000 units	22,700 per 10,000 units	2016/03/30	200,000,000	2015/08/28
61805	Credit Suisse AG	HSI R Bear CBBC Mar 2016 P	0.2500	22,700 per 10,000 units	22,500 per 10,000 units	2016/03/30	200,000,000	2015/08/28
61732	Credit Suisse AG	HSI R Bear CBBC Apr 2016 H	0.2500	23,450 per 10,000 units	23,250 per 10,000 units	2016/04/28	200,000,000	2015/08/28
61760	Credit Suisse AG	HSI R Bear CBBC Apr 2016 I	0.2500	23,250 per 10,000 units	23,050 per 10,000 units	2016/04/28	200,000,000	2015/08/28
61810	Credit Suisse AG	HSI R Bear CBBC Apr 2016 J	0.2500	22,481 per 12,000 units	22,231 per 12,000 units	2016/04/28	200,000,000	2015/08/28
61715	Credit Suisse AG	ICBC R Bull CBBC Apr 2016 A	0.2500	3.6800	3.8800	2016/04/29	70,000,000	2015/08/28
61587	Credit Suisse AG	Ping An R Bull CBBC Mar 2016 D	0.2500	28.48 per 100 units	29.98 per 100 units	2016/03/31	100,000,000	2015/08/28
61588	Credit Suisse AG	Ping An R Bull CBBC Apr 2016 A	0.2500	25.30 per 100 units	26.80 per 100 units	2016/04/29	100,000,000	2015/08/28
61602	Credit Suisse AG	TCH R Bull CBBC Mar 2016 B	0.3000	104.10 per 100 units	106.60 per 100 units	2016/03/31	100,000,000	2015/08/28
61084	HK Bank	CC Bank R Bull CBBC Dec 2016 B	0.2500	4.3300	4.4300	2016/12/30	100,000,000	2015/08/28
61075	HK Bank	CNOOC R Bull CBBC Nov 2016 B	0.2900	6.2800	6.7800	2016/11/28	60,000,000	2015/08/28
61076	HK Bank	Sinopec Corp R Bull CBBC Nov 2016 B	0.2500	3.6300	3.9300	2016/11/28	80,000,000	2015/08/28
61086	HK Bank	CSOP A50 ETF R Bull CBBC Jul 2016 C	0.4100	8.8300	8.9800	2016/07/18	100,000,000	2015/08/28
61005	HK Bank	CSOP A50 ETF R Bear CBBC Aug 2016 C	0.2500	13.8300	13.6800	2016/08/15	40,000,000	2015/08/28
61010	HK Bank	A50 R Bull CBBC Dec 2016 A	0.3500	7.6300	7.7800	2016/12/30	100,000,000	2015/08/28
61021	HK Bank	A50 R Bear CBBC Oct 2016 B	0.2500	12.2300	12.0800	2016/10/31	50,000,000	2015/08/28
61023	HK Bank	HKEx R Bear CBBC Jun 2016 E	0.2500	212.88 per 100 units	209.88 per 100 units	2016/06/27	50,000,000	2015/08/28
60996	HK Bank	HSCEI R Bull CBBC Nov 2016 C	0.3200	7,288 per 10,000 units	7,488 per 10,000 units	2016/11/29	100,000,000	2015/08/28
60997	HK Bank	HSCEI R Bear CBBC Jun 2016 A	0.2500	10,988 per 10,000 units	10,788 per 10,000 units	2016/06/29	68,000,000	2015/08/28
60968	HK Bank	HSI R Bull CBBC Jul 2016 Q	0.2500	21,718 per 10,000 units	21,918 per 10,000 units	2016/07/28	150,000,000	2015/08/28
60990	HK Bank	HSI R Bull CBBC Aug 2016 H	0.2500	21,418 per 10,000 units	21,618 per 10,000 units	2016/08/30	150,000,000	2015/08/28
60960	HK Bank	HSI R Bull CBBC Nov 2016 F	0.2500	19,498 per 15,000 units	19,698 per 15,000 units	2016/11/29	150,000,000	2015/08/28
60993	HK Bank	HSI R Bear CBBC Apr 2016 U	0.2500	23,418 per 10,000 units	23,218 per 10,000 units	2016/04/28	100,000,000	2015/08/28
60995	HK Bank	HSI R Bear CBBC May 2016 Q	0.2500	23,718 per 10,000 units	23,518 per 10,000 units	2016/05/30	100,000,000	2015/08/28
60953	HK Bank	HSI R Bear CBBC Jul 2016 D	0.2500	23,288 per 15,000 units	23,088 per 15,000 units	2016/07/28	100,000,000	2015/08/28
60967	HK Bank	HSI R Bear CBBC Nov 2016 A	0.2500	24,078 per 20,000 units	23,828 per 20,000 units	2016/11/29	400,000,000	2015/08/28

Newly listed callable bull/bear contracts (continued)

Code	Issuer	Name of issue	Issue prices (HK\$)	Strike price (HKD) / Strike level per 10 units	Call price (HKD) / Call level per 10 units	Expiry date	No. of issue (units)	Listing date
61080	HK Bank	PetCh R Bull CBBC Nov 2016 B	0.2500	4.6300	4.9800	2016/11/28	60,000,000	2015/08/28
61027	HK Bank	TCH R Bull CBBC Aug 2016 I	0.3700	100.88 per 100 units	102.88 per 100 units	2016/08/15	100,000,000	2015/08/28
61055	HK Bank	TCH R Bear CBBC Aug 2016 B	0.2500	142.88 per 100 units	140.88 per 100 units	2016/08/15	100,000,000	2015/08/28
61957	J P Morgan SP BV	HSCEI R Bull CBBC Oct 2016 A	0.2500	9,400 per 10,000 units	9,600 per 10,000 units	2016/10/28	100,000,000	2015/08/28
61959	J P Morgan SP BV	HSCEI R Bull CBBC Nov 2016 A	0.2500	9,000 per 10,000 units	9,200 per 10,000 units	2016/11/29	100,000,000	2015/08/28
61973	J P Morgan SP BV	HSCEI R Bear CBBC Apr 2016 L	0.2500	10,700 per 10,000 units	10,500 per 10,000 units	2016/04/28	100,000,000	2015/08/28
61197	J P Morgan SP BV	HSI R Bull CBBC Mar 2016 P	0.2500	22,188 per 10,000 units	22,388 per 10,000 units	2016/03/30	200,000,000	2015/08/28
61199	J P Morgan SP BV	HSI R Bull CBBC Jul 2016 D	0.2500	21,288 per 10,000 units	21,488 per 10,000 units	2016/07/28	200,000,000	2015/08/28
61196	J P Morgan SP BV	HSI R Bull CBBC Jul 2016 Y	0.2500	22,488 per 10,000 units	22,688 per 10,000 units	2016/07/28	200,000,000	2015/08/28
61198	J P Morgan SP BV	HSI R Bull CBBC Jul 2016 Z	0.2500	21,588 per 10,000 units	21,788 per 10,000 units	2016/07/28	200,000,000	2015/08/28
61206	J P Morgan SP BV	HSI R Bull CBBC Sep 2016 E	0.2500	20,888 per 10,000 units	21,088 per 10,000 units	2016/09/29	200,000,000	2015/08/28
61207	J P Morgan SP BV	HSI R Bull CBBC Oct 2016 D	0.2500	20,500 per 10,000 units	20,700 per 10,000 units	2016/10/28	200,000,000	2015/08/28
61205	J P Morgan SP BV	HSI R Bull CBBC Nov 2016 C	0.2500	21,088 per 10,000 units	21,288 per 10,000 units	2016/11/29	200,000,000	2015/08/28
61214	J P Morgan SP BV	HSI R Bull CBBC Nov 2016 D	0.3000	20,100 per 10,000 units	20,300 per 10,000 units	2016/11/29	200,000,000	2015/08/28
61220	J P Morgan SP BV	HSI R Bull CBBC Dec 2016 C	0.3500	19,600 per 10,000 units	19,800 per 10,000 units	2016/12/29	200,000,000	2015/08/28
61975	J P Morgan SP BV	HSI R Bull CBBC Jan 2017 A	0.4800	18,300 per 10,000 units	18,500 per 10,000 units	2017/01/26	200,000,000	2015/08/28
61453	J P Morgan SP BV	HSI R Bear CBBC Nov 2015 P	0.2500	22,700 per 10,000 units	22,500 per 10,000 units	2015/11/27	200,000,000	2015/08/28
61474	J P Morgan SP BV	HSI R Bear CBBC Nov 2015 Q	0.2500	23,000 per 10,000 units	22,800 per 10,000 units	2015/11/27	200,000,000	2015/08/28
61452	J P Morgan SP BV	HSI R Bear CBBC Nov 2015 S	0.2500	22,431 per 10,000 units	22,231 per 10,000 units	2015/11/27	200,000,000	2015/08/28
61486	J P Morgan SP BV	HSI R Bear CBBC Dec 2015 W	0.2500	23,200 per 10,000 units	23,000 per 10,000 units	2015/12/30	200,000,000	2015/08/28
61510	J P Morgan SP BV	HSI R Bear CBBC Jan 2016 S	0.2500	23,600 per 10,000 units	23,400 per 10,000 units	2016/01/28	200,000,000	2015/08/28
61511	J P Morgan SP BV	HSI R Bear CBBC Feb 2016 K	0.2500	23,900 per 10,000 units	23,700 per 10,000 units	2016/02/26	200,000,000	2015/08/28
61247	Standard Chartered Bank	HSI R Bull CBBC May 2016 L	0.2500	22,280 per 10,000 units	22,480 per 10,000 units	2016/05/30	100,000,000	2015/08/28
61249	Standard Chartered Bank	HSI R Bull CBBC May 2016 M	0.2500	21,530 per 10,000 units	21,730 per 10,000 units	2016/05/30	100,000,000	2015/08/28
61251	Standard Chartered Bank	HSI R Bull CBBC Jun 2016 K	0.2500	21,280 per 10,000 units	21,480 per 10,000 units	2016/06/29	100,000,000	2015/08/28
61257	Standard Chartered Bank	HSI R Bull CBBC Jun 2016 L	0.2500	20,880 per 20,000 units	21,180 per 20,000 units	2016/06/29	150,000,000	2015/08/28
61824	Standard Chartered Bank	HSI R Bear CBBC Jan 2016 I	0.2500	23,480 per 20,000 units	23,180 per 20,000 units	2016/01/28	150,000,000	2015/08/28
61828	Standard Chartered Bank	HSI R Bear CBBC Jan 2016 J	0.2500	22,880 per 10,000 units	22,680 per 10,000 units	2016/01/28	100,000,000	2015/08/28
61276	SGA Societe Generale Acceptance N.V	CSA50 R Bull CBBC Jun16A	0.2500	11.5800	11.7800	2016/06/29	100,000,000	2015/08/28
61273	SGA Societe Generale Acceptance N.V	CSA50 R Bull CBBC Jul16A	0.2500	11.2800	11.4800	2016/07/28	100,000,000	2015/08/28
61271	SGA Societe Generale Acceptance N.V	CSA50 R Bull CBBC Aug16A	0.2500	10.9800	11.1800	2016/08/30	100,000,000	2015/08/28
61269	SGA Societe Generale Acceptance N.V	CSA50 R Bull CBBC Sep16A	0.2500	10.6800	10.8800	2016/09/29	100,000,000	2015/08/28
61261	SGA Societe Generale Acceptance N.V	CSA50 R Bull CBBC Oct16A	0.2500	10.3800	10.5800	2016/10/28	100,000,000	2015/08/28
61277	SGA Societe Generale Acceptance N.V	CSA50 R Bear CBBC Mar16A	0.2900	15.0800	14.8800	2016/03/30	100,000,000	2015/08/28
61283	SGA Societe Generale Acceptance N.V.	A50 R Bull CBBC Jun16 A	0.2500	10.3800	10.5800	2016/06/29	100,000,000	2015/08/28
61282	SGA Societe Generale Acceptance N.V.	A50 R Bull CBBC Jul16 A	0.2500	10.0800	10.2800	2016/07/28	100,000,000	2015/08/28
61280	SGA Societe Generale Acceptance N.V.	A50 R Bull CBBC Aug16 A	0.2500	9.7800	9.9800	2016/08/30	100,000,000	2015/08/28
61278	SGA Societe Generale Acceptance N.V.	A50 R Bull CBBC Sep16 A	0.2500	9.4800	9.6800	2016/09/29	100,000,000	2015/08/28
61291	SGA Societe Generale Acceptance N.V.	A50 R Bear CBBC Mar16A	0.2500	11.5800	11.3800	2016/03/30	100,000,000	2015/08/28
61292	SGA Societe Generale Acceptance N.V.	A50 R Bear CBBC Apr16A	0.2500	12.5800	12.3800	2016/04/28	100,000,000	2015/08/28
61298	SGA Societe Generale Acceptance N.V.	A50 R Bear CBBC May16A	0.3050	13.5800	13.3800	2016/05/30	100,000,000	2015/08/28
61115	SGA Societe Generale Acceptance NV	HSCEI R Bull CBBC Mar16F	0.2500	8,808 per 10,000 units	9,008 per 10,000 units	2016/03/30	200,000,000	2015/08/28
61117	SGA Societe Generale Acceptance NV	HSCEI R Bull CBBC Mar16G	0.2500	10,008 per 10,000 units	10,208 per 10,000 units	2016/03/30	200,000,000	2015/08/28

Newly listed callable bull/bear contracts (continued)

Code	Issuer	Name of issue	Issue prices (HK\$)	Strike price (HKD) / Strike level per 10 units	Call price (HKD) / Call level per 10 units	Expiry date	No. of issue (units)	Listing date
61300	SGA Societe Generale Acceptance NV	HSCEI R Bull CBBC Mar16H	0.2500	9,808 per 10,000 units	10,008 per 10,000 units	2016/03/30	200,000,000	2015/08/28
61092	SGA Societe Generale Acceptance NV	HSCEI R Bull CBBC Apr16A	0.2500	8,008 per 10,000 units	8,208 per 10,000 units	2016/04/28	200,000,000	2015/08/28
61108	SGA Societe Generale Acceptance NV	HSCEI R Bull CBBC Apr16B	0.2500	8,408 per 10,000 units	8,608 per 10,000 units	2016/04/28	200,000,000	2015/08/28
61087	SGA Societe Generale Acceptance NV	HSCEI R Bull CBBC May16A	0.2650	7,808 per 10,000 units	8,008 per 10,000 units	2016/05/30	200,000,000	2015/08/28
61095	SGA Societe Generale Acceptance NV	HSCEI R Bull CBBC May16B	0.2500	8,208 per 10,000 units	8,408 per 10,000 units	2016/05/30	200,000,000	2015/08/28
61121	SGA Societe Generale Acceptance NV	HSCEI R Bear CBBC Jan16L	0.2500	10,688 per 10,000 units	10,488 per 10,000 units	2016/01/28	200,000,000	2015/08/28
61122	SGA Societe Generale Acceptance NV	HSCEI R Bear CBBC Jan16M	0.2500	11,088 per 10,000 units	10,888 per 10,000 units	2016/01/28	200,000,000	2015/08/28
61309	SGA Societe Generale Acceptance NV	HSCEI R Bear CBBC Feb16A	0.2500	10,488 per 10,000 units	10,288 per 10,000 units	2016/02/26	200,000,000	2015/08/28
61134	SGA Societe Generale Acceptance N.V.	HSI R Bull CBBC Mar16 A	0.2500	20,508 per 10,000 units	20,608 per 10,000 units	2016/03/30	200,000,000	2015/08/28
61125	SGA Societe Generale Acceptance N.V.	HSI R Bull CBBC Mar16 F	0.2750	20,108 per 10,000 units	20,208 per 10,000 units	2016/03/30	200,000,000	2015/08/28
61137	SGA Societe Generale Acceptance N.V.	HSI R Bull CBBC Mar16 I	0.2500	20,708 per 10,000 units	20,808 per 10,000 units	2016/03/30	200,000,000	2015/08/28
61128	SGA Societe Generale Acceptance N.V.	HSI R Bull CBBC Mar16 J	0.2550	20,308 per 10,000 units	20,408 per 10,000 units	2016/03/30	200,000,000	2015/08/28
61142	SGA Societe Generale Acceptance N.V.	HSI R Bull CBBC Mar16 V	0.2500	20,908 per 10,000 units	21,008 per 10,000 units	2016/03/30	200,000,000	2015/08/28
61146	SGA Societe Generale Acceptance N.V.	HSI R Bull CBBC Apr16 O	0.2500	21,658 per 10,000 units	21,758 per 10,000 units	2016/04/28	200,000,000	2015/08/28
61153	SGA Societe Generale Acceptance N.V.	HSI R Bull CBBC Apr16 P	0.2500	21,858 per 10,000 units	21,958 per 10,000 units	2016/04/28	200,000,000	2015/08/28
61163	SGA Societe Generale Acceptance N.V.	HSI R Bull CBBC Apr16 Q	0.2500	22,058 per 10,000 units	22,158 per 10,000 units	2016/04/28	200,000,000	2015/08/28
61165	SGA Societe Generale Acceptance N.V.	HSI R Bull CBBC Apr16 R	0.2500	22,258 per 10,000 units	22,358 per 10,000 units	2016/04/28	200,000,000	2015/08/28
61819	SGA Societe Generale Acceptance N.V.	HSI R Bull CBBC Apr16 S	0.2500	22,158 per 10,000 units	22,258 per 10,000 units	2016/04/28	200,000,000	2015/08/28
61823	SGA Societe Generale Acceptance N.V.	HSI R Bull CBBC Apr16 T	0.2500	22,308 per 10,000 units	22,408 per 10,000 units	2016/04/28	200,000,000	2015/08/28
61124	SGA Societe Generale Acceptance N.V.	HSI R Bull CBBC May16 V	0.2500	19,900 per 20,000 units	20,000 per 20,000 units	2016/05/30	400,000,000	2015/08/28
61126	SGA Societe Generale Acceptance N.V.	HSI R Bull CBBC May16 W	0.2500	20,300 per 20,000 units	20,400 per 20,000 units	2016/05/30	400,000,000	2015/08/28
61162	SGA Societe Generale Acceptance N.V.	HSI R Bull CBBC May16 X	0.2500	21,900 per 20,000 units	22,000 per 20,000 units	2016/05/30	400,000,000	2015/08/28
61313	SGA Societe Generale Acceptance N.V.	HSI R Bear CBBC Feb16 F	0.2500	22,388 per 10,000 units	22,288 per 10,000 units	2016/02/26	200,000,000	2015/08/28
61166	SGA Societe Generale Acceptance N.V.	HSI R Bear CBBC Mar16 D	0.2500	22,888 per 10,000 units	22,788 per 10,000 units	2016/03/30	200,000,000	2015/08/28
61169	SGA Societe Generale Acceptance N.V.	HSI R Bear CBBC Mar16 E	0.2500	23,088 per 10,000 units	22,988 per 10,000 units	2016/03/30	200,000,000	2015/08/28
61184	SGA Societe Generale Acceptance N.V.	HSI R Bear CBBC Mar16 F	0.2500	23,288 per 10,000 units	23,188 per 10,000 units	2016/03/30	200,000,000	2015/08/28
61185	SGA Societe Generale Acceptance N.V.	HSI R Bear CBBC Mar16 G	0.2500	23,488 per 10,000 units	23,388 per 10,000 units	2016/03/30	200,000,000	2015/08/28
61186	SGA Societe Generale Acceptance N.V.	HSI R Bear CBBC Mar16 H	0.2500	23,900 per 20,000 units	23,800 per 20,000 units	2016/03/30	400,000,000	2015/08/28
61322	SGA Societe Generale Acceptance N.V.	HSI R Bear CBBC Mar16 I	0.2500	22,488 per 10,000 units	22,388 per 10,000 units	2016/03/30	200,000,000	2015/08/28
61324	SGA Societe Generale Acceptance N.V.	HSI R Bear CBBC Mar16 J	0.2500	22,688 per 10,000 units	22,588 per 10,000 units	2016/03/30	200,000,000	2015/08/28
61191	SGA Societe Generale Acceptance N.V.	HSI R Bear CBBC Apr16 D	0.2500	24,300 per 20,000 units	24,200 per 20,000 units	2016/04/28	400,000,000	2015/08/28
61951	UBS AG	CSOP A50 ETF R Bull CBBC Feb 2016 B	0.2500	10.7000	11.0000	2016/02/22	50,000,000	2015/08/28
61952	UBS AG	CSOP A50 ETF R Bull CBBC Mar 2016 C	0.2500	10.2000	10.5000	2016/03/14	50,000,000	2015/08/28
61955	UBS AG	A50 China R Bull CBBC Mar 2016 D	0.2500	9.3000	9.5000	2016/03/07	50,000,000	2015/08/28
61956	UBS AG	A50 China R Bull CBBC Mar 2016 E	0.2500	8.8000	9.0000	2016/03/21	50,000,000	2015/08/28
61950	UBS AG	HKEEx R Bull CBBC Nov 2016 B	0.2800	164 per 100 units	170 per 100 units	2016/11/28	100,000,000	2015/08/28
61911	UBS AG	HSCEI R Bull CBBC Oct 2016 A	0.2500	8,300 per 10,000 units	8,500 per 10,000 units	2016/10/28	200,000,000	2015/08/28
61874	UBS AG	HSI R Bull CBBC May 2016 P	0.2500	22,100 per 10,000 units	22,300 per 10,000 units	2016/05/30	200,000,000	2015/08/28
61883	UBS AG	HSI R Bull CBBC May 2016 Q	0.2500	21,950 per 10,000 units	22,150 per 10,000 units	2016/05/30	200,000,000	2015/08/28
61889	UBS AG	HSI R Bull CBBC May 2016 R	0.2500	21,500 per 12,000 units	21,750 per 12,000 units	2016/05/30	200,000,000	2015/08/28
61891	UBS AG	HSI R Bull CBBC May 2016 S	0.2500	21,350 per 12,000 units	21,550 per 12,000 units	2016/05/30	200,000,000	2015/08/28
61834	UBS AG	HSI R Bull CBBC Jun 2016 J	0.2500	22,500 per 12,000 units	22,750 per 12,000 units	2016/06/29	200,000,000	2015/08/28
61872	UBS AG	HSI R Bull CBBC Jun 2016 K	0.2500	22,400 per 10,000 units	22,600 per 10,000 units	2016/06/29	200,000,000	2015/08/28

Newly listed callable bull/bear contracts (continued)

Code	Issuer	Name of issue	Issue prices (HK\$)	Strike price (HKD) / Strike level per 10 units	Call price (HKD) / Call level per 10 units	Expiry date	No. of issue (units)	Listing date
61873	UBS AG	HSI R Bull CBBC Jun 2016 O	0.2500	22,250 per 10,000 units	22,450 per 10,000 units	2016/06/29	200,000,000	2015/08/28
61905	UBS AG	HSI R Bull CBBC Jun 2016 P	0.2500	21,000 per 12,000 units	21,250 per 12,000 units	2016/06/29	200,000,000	2015/08/28
61907	UBS AG	HSI R Bull CBBC Sep 2016 E	0.3150	19,100 per 10,000 units	19,300 per 10,000 units	2016/09/29	200,000,000	2015/08/28
61875	UBS AG	HSI R Bull CBBC Oct 2016 A	0.4450	17,800 per 10,000 units	18,000 per 10,000 units	2016/10/28	200,000,000	2015/08/28
61877	UBS AG	HSI R Bull CBBC Oct 2016 B	0.5500	16,800 per 10,000 units	17,000 per 10,000 units	2016/10/28	200,000,000	2015/08/28
61906	UBS AG	HSI R Bull CBBC Oct 2016 C	0.2650	19,600 per 10,000 units	19,800 per 10,000 units	2016/10/28	200,000,000	2015/08/28
61928	UBS AG	HSI R Bear CBBC Jan 2016 I	0.2500	23,250 per 12,000 units	23,050 per 12,000 units	2016/01/28	200,000,000	2015/08/28
61918	UBS AG	HSI R Bear CBBC Jan 2016 V	0.2500	22,500 per 12,000 units	22,250 per 12,000 units	2016/01/28	200,000,000	2015/08/28
61949	UBS AG	HSI R Bear CBBC Jan 2016 W	0.2500	23,650 per 12,000 units	23,450 per 12,000 units	2016/01/28	200,000,000	2015/08/28
61919	UBS AG	HSI R Bear CBBC Feb 2016 Q	0.2500	22,600 per 10,000 units	22,400 per 10,000 units	2016/02/26	200,000,000	2015/08/28
61922	UBS AG	HSI R Bear CBBC Feb 2016 R	0.2500	22,800 per 10,000 units	22,600 per 10,000 units	2016/02/26	200,000,000	2015/08/28
61923	UBS AG	HSI R Bear CBBC Feb 2016 S	0.2500	23,050 per 12,000 units	22,850 per 12,000 units	2016/02/26	200,000,000	2015/08/28
61931	UBS AG	HSI R Bear CBBC Feb 2016 T	0.2500	23,500 per 10,000 units	23,300 per 10,000 units	2016/02/26	200,000,000	2015/08/28
62561	BNP Paribas Arbit Issu B.V.	CAM CS1300 R Bull CBBC Sep16 B	0.2500	34 per 100 units	35 per 100 units	2016/09/30	100,000,000	2015/08/31
62548	BNP Paribas Arbit Issu B.V.	CSOP A50 ETF R Bull CBBC Mar16C	0.2500	9.2000	9.5000	2016/03/31	100,000,000	2015/08/31
62553	BNP Paribas Arbit Issu B.V.	CSOP A50 ETF R Bull CBBC Mar16D	0.3000	8.2000	8.5000	2016/03/31	100,000,000	2015/08/31
62557	BNP Paribas Arbit Issu B.V.	A50 Ch R Bull CBBC Mar 2016 C	0.2600	7.2000	7.5000	2016/03/31	100,000,000	2015/08/31
62567	BNP Paribas Arbit Issu B.V.	HS H ETF R Bull CBBC Jan 2016G	0.2500	86 per 100 units	89 per 100 units	2016/01/29	60,000,000	2015/08/31
62547	BNP Paribas Arbit Issu B.V.	HSCEI R Bear CBBC Apr 2016 D	0.2500	10,200 per 10,000 units	10,000 per 10,000 units	2016/04/28	100,000,000	2015/08/31
62240	BNP Paribas Arbit Issu B.V.	HSI R Bull CBBC Nov 2016 A	0.2500	21,700 per 10,000 units	21,900 per 10,000 units	2016/11/29	250,000,000	2015/08/31
62218	BNP Paribas Arbit Issu B.V.	HSI R Bull CBBC Nov 2016 W	0.4200	18,300 per 10,000 units	18,500 per 10,000 units	2016/11/29	250,000,000	2015/08/31
62230	BNP Paribas Arbit Issu B.V.	HSI R Bull CBBC Nov 2016 X	0.2600	19,900 per 10,000 units	20,100 per 10,000 units	2016/11/29	250,000,000	2015/08/31
62231	BNP Paribas Arbit Issu B.V.	HSI R Bull CBBC Nov 2016 Y	0.2500	20,100 per 10,000 units	20,300 per 10,000 units	2016/11/29	250,000,000	2015/08/31
62238	BNP Paribas Arbit Issu B.V.	HSI R Bull CBBC Nov 2016 Z	0.2500	21,300 per 10,000 units	21,500 per 10,000 units	2016/11/29	250,000,000	2015/08/31
62226	BNP Paribas Arbit Issu B.V.	HSI R Bull CBBC Dec 2016 B	0.3600	19,000 per 10,000 units	19,200 per 10,000 units	2016/12/29	250,000,000	2015/08/31
62222	BNP Paribas Arbit Issu B.V.	HSI R Bull CBBC Dec 2016 D	0.3800	18,800 per 10,000 units	19,000 per 10,000 units	2016/12/29	250,000,000	2015/08/31
62229	BNP Paribas Arbit Issu B.V.	HSI R Bull CBBC Dec 2016 E	0.2900	19,600 per 10,000 units	19,800 per 10,000 units	2016/12/29	250,000,000	2015/08/31
62232	BNP Paribas Arbit Issu B.V.	HSI R Bull CBBC Dec 2016 F	0.2500	21,200 per 10,000 units	21,400 per 10,000 units	2016/12/29	250,000,000	2015/08/31
62536	BNP Paribas Arbit Issu B.V.	HSI R Bull CBBC Dec 2016 G	0.2500	21,000 per 10,000 units	21,200 per 10,000 units	2016/12/29	250,000,000	2015/08/31
62538	BNP Paribas Arbit Issu B.V.	HSI R Bear CBBC Mar 2016 S	0.2500	21,700 per 10,000 units	21,500 per 10,000 units	2016/03/30	200,000,000	2015/08/31
62542	BNP Paribas Arbit Issu B.V.	HSI R Bear CBBC Mar 2016 T	0.2500	21,900 per 10,000 units	21,700 per 10,000 units	2016/03/30	200,000,000	2015/08/31
62543	BNP Paribas Arbit Issu B.V.	HSI R Bear CBBC Mar 2016 U	0.2500	22,100 per 10,000 units	21,900 per 10,000 units	2016/03/30	200,000,000	2015/08/31
62544	BNP Paribas Arbit Issu B.V.	HSI R Bear CBBC Mar 2016 V	0.2500	22,300 per 10,000 units	22,100 per 10,000 units	2016/03/30	200,000,000	2015/08/31
62572	BNP Paribas Arbit Issu B.V.	TCH R Bull CBBC Sep 2016 A	0.2500	105 per 100 units	108 per 100 units	2016/09/30	50,000,000	2015/08/31
62744	Credit Suisse AG	HSCEI R Bull CBBC Sep 2016 A	0.2500	7,300 per 10,000 units	7,500 per 10,000 units	2016/09/29	108,000,000	2015/08/31
62747	Credit Suisse AG	HSCEI R Bull CBBC Oct 2016 A	0.2900	6,800 per 10,000 units	7,000 per 10,000 units	2016/10/28	108,000,000	2015/08/31
62577	Credit Suisse AG	HSI R Bull CBBC Jun 2016 D	0.2500	22,200 per 10,000 units	22,400 per 10,000 units	2016/06/29	200,000,000	2015/08/31
62625	Credit Suisse AG	HSI R Bull CBBC Jun 2016 E	0.2500	21,400 per 12,000 units	21,650 per 12,000 units	2016/06/29	200,000,000	2015/08/31
62634	Credit Suisse AG	HSI R Bull CBBC Jun 2016 F	0.2500	21,300 per 10,000 units	21,500 per 10,000 units	2016/06/29	200,000,000	2015/08/31
62641	Credit Suisse AG	HSI R Bull CBBC Jun 2016 G	0.2500	20,950 per 10,000 units	21,150 per 10,000 units	2016/06/29	200,000,000	2015/08/31
62578	Credit Suisse AG	HSI R Bull CBBC Jul 2016 S	0.2500	22,000 per 10,000 units	22,200 per 10,000 units	2016/07/28	200,000,000	2015/08/31
62603	Credit Suisse AG	HSI R Bull CBBC Aug 2016 G	0.2500	21,800 per 10,000 units	22,000 per 10,000 units	2016/08/30	200,000,000	2015/08/31
62605	Credit Suisse AG	HSI R Bull CBBC Aug 2016 H	0.2500	21,600 per 10,000 units	21,800 per 10,000 units	2016/08/30	200,000,000	2015/08/31

Newly listed callable bull/bear contracts (continued)

Code	Issuer	Name of issue	Issue prices (HK\$)	Strike price (HKD) / Strike level per 10 units	Call price (HKD) / Call level per 10 units	Expiry date	No. of issue (units)	Listing date
62639	Credit Suisse AG	HSI R Bull CBBC Aug 2016 I	0.2500	21,150 per 10,000 units	21,350 per 10,000 units	2016/08/30	200,000,000	2015/08/31
62649	Credit Suisse AG	HSI R Bull CBBC Sep 2016 B	0.2500	20,600 per 12,000 units	20,850 per 12,000 units	2016/09/29	200,000,000	2015/08/31
62651	Credit Suisse AG	HSI R Bull CBBC Sep 2016 C	0.2500	20,100 per 10,000 units	20,300 per 10,000 units	2016/09/29	200,000,000	2015/08/31
62654	Credit Suisse AG	HSI R Bull CBBC Sep 2016 D	0.2500	19,800 per 12,000 units	20,050 per 12,000 units	2016/09/29	200,000,000	2015/08/31
62692	Credit Suisse AG	HSI R Bull CBBC Sep 2016 E	0.2900	18,700 per 10,000 units	18,900 per 10,000 units	2016/09/29	200,000,000	2015/08/31
62908	Credit Suisse AG	HSI R Bull CBBC Sep 2016 F	0.2500	20,250 per 10,000 units	20,450 per 10,000 units	2016/09/29	200,000,000	2015/08/31
62650	Credit Suisse AG	HSI R Bull CBBC Oct 2016 D	0.2500	20,300 per 12,000 units	20,550 per 12,000 units	2016/10/28	200,000,000	2015/08/31
62681	Credit Suisse AG	HSI R Bull CBBC Oct 2016 E	0.2500	19,550 per 12,000 units	19,800 per 12,000 units	2016/10/28	200,000,000	2015/08/31
62683	Credit Suisse AG	HSI R Bull CBBC Oct 2016 F	0.2500	19,400 per 10,000 units	19,600 per 10,000 units	2016/10/28	200,000,000	2015/08/31
62690	Credit Suisse AG	HSI R Bull CBBC Oct 2016 G	0.2500	18,950 per 12,000 units	19,200 per 12,000 units	2016/10/28	200,000,000	2015/08/31
62707	Credit Suisse AG	HSI R Bull CBBC Oct 2016 H	0.2800	18,250 per 12,000 units	18,500 per 12,000 units	2016/10/28	200,000,000	2015/08/31
62717	Credit Suisse AG	HSI R Bull CBBC Oct 2016 I	0.3600	18,000 per 10,000 units	18,200 per 10,000 units	2016/10/28	200,000,000	2015/08/31
62734	Credit Suisse AG	HSI R Bull CBBC Oct 2016 J	0.4800	16,800 per 10,000 units	17,000 per 10,000 units	2016/10/28	200,000,000	2015/08/31
62910	Credit Suisse AG	HSI R Bull CBBC Oct 2016 K	0.2500	20,550 per 10,000 units	20,750 per 10,000 units	2016/10/28	200,000,000	2015/08/31
62911	Credit Suisse AG	HSI R Bull CBBC Oct 2016 L	0.2500	19,950 per 10,000 units	20,150 per 10,000 units	2016/10/28	200,000,000	2015/08/31
62685	Credit Suisse AG	HSI R Bull CBBC Nov 2016 E	0.2500	19,200 per 10,000 units	19,400 per 10,000 units	2016/11/29	200,000,000	2015/08/31
62728	Credit Suisse AG	HSI R Bull CBBC Nov 2016 F	0.3900	17,700 per 10,000 units	17,900 per 10,000 units	2016/11/29	200,000,000	2015/08/31
62732	Credit Suisse AG	HSI R Bull CBBC Nov 2016 G	0.3800	17,050 per 12,000 units	17,300 per 12,000 units	2016/11/29	200,000,000	2015/08/31
62735	Credit Suisse AG	HSI R Bull CBBC Nov 2016 H	0.5300	16,300 per 10,000 units	16,500 per 10,000 units	2016/11/29	200,000,000	2015/08/31
62729	Credit Suisse AG	HSI R Bull CBBC Dec 2016 C	0.4200	17,400 per 10,000 units	17,600 per 10,000 units	2016/12/29	200,000,000	2015/08/31
62743	Credit Suisse AG	HSI R Bull CBBC Dec 2016 D	0.5800	15,800 per 10,000 units	16,000 per 10,000 units	2016/12/29	200,000,000	2015/08/31
62784	Credit Suisse AG	HSI R Bear CBBC Mar 2016 Q	0.2500	22,350 per 10,000 units	22,150 per 10,000 units	2016/03/30	200,000,000	2015/08/31
62798	Credit Suisse AG	HSI R Bear CBBC Mar 2016 R	0.2500	21,650 per 10,000 units	21,450 per 10,000 units	2016/03/30	200,000,000	2015/08/31
62775	Credit Suisse AG	HSI R Bear CBBC Apr 2016 K	0.2500	22,800 per 10,000 units	22,600 per 10,000 units	2016/04/28	200,000,000	2015/08/31
62789	Credit Suisse AG	HSI R Bear CBBC Apr 2016 L	0.2500	22,200 per 10,000 units	22,000 per 10,000 units	2016/04/28	200,000,000	2015/08/31
62795	Credit Suisse AG	HSI R Bear CBBC Apr 2016 M	0.2500	21,800 per 10,000 units	21,600 per 10,000 units	2016/04/28	200,000,000	2015/08/31
62799	Credit Suisse AG	HSI R Bear CBBC Apr 2016 N	0.2500	21,550 per 10,000 units	21,350 per 10,000 units	2016/04/28	200,000,000	2015/08/31
62750	Credit Suisse AG	HSI R Bear CBBC May 2016 A	0.2500	23,000 per 10,000 units	22,800 per 10,000 units	2016/05/30	200,000,000	2015/08/31
62779	Credit Suisse AG	HSI R Bear CBBC May 2016 B	0.2500	22,600 per 10,000 units	22,400 per 10,000 units	2016/05/30	200,000,000	2015/08/31
62793	Credit Suisse AG	HSI R Bear CBBC May 2016 C	0.2500	22,000 per 10,000 units	21,800 per 10,000 units	2016/05/30	200,000,000	2015/08/31
62800	Credit Suisse AG	HSI R Bear CBBC May 2016 D	0.2500	21,492 per 12,000 units	21,252 per 12,000 units	2016/05/30	200,000,000	2015/08/31
62020	HK Bank	AIA R Bear CBBC Jun 2016 A	0.6800	50.0800	49.0800	2016/06/27	40,000,000	2015/08/31
62053	HK Bank	CAM CSI300 R Bull CBBC Sep 2016 C	0.2500	35.38 per 100 units	36.38 per 100 units	2016/09/26	100,000,000	2015/08/31
62045	HK Bank	BOCL R Bull CBBC Dec 2016 A	0.2500	2.7300	2.8800	2016/12/30	100,000,000	2015/08/31
62082	HK Bank	China Mobile R Bull CBBC Nov 2016 C	0.3600	66.88 per 100 units	68.88 per 100 units	2016/11/28	120,000,000	2015/08/31
62040	HK Bank	CC Bank R Bull CBBC Nov 2016 C	0.2500	3.9300	4.0300	2016/11/28	100,000,000	2015/08/31
62058	HK Bank	China Life R Bull CBBC Aug 2016 A	0.7500	18.4800	19.0800	2016/08/29	60,000,000	2015/08/31
62052	HK Bank	Evergrande R Bull CBBC Nov 2016 B	0.2500	2.7300	3.0300	2016/11/28	60,000,000	2015/08/31
62187	HK Bank	HSCEI R Bull CBBC Aug 2016 H	0.2500	9,498 per 10,000 units	9,698 per 10,000 units	2016/08/30	100,000,000	2015/08/31
62016	HK Bank	HSCEI R Bull CBBC Dec 2016 B	0.2500	7,798 per 10,000 units	7,998 per 10,000 units	2016/12/29	100,000,000	2015/08/31
62205	HK Bank	HSCEI R Bear CBBC Jul 2016 A	0.2500	10,398 per 10,000 units	10,198 per 10,000 units	2016/07/28	68,000,000	2015/08/31
62202	HK Bank	HSCEI R Bear CBBC Oct 2016 A	0.2500	10,688 per 10,000 units	10,488 per 10,000 units	2016/10/28	68,000,000	2015/08/31
62014	HK Bank	HSI R Bull CBBC Jul 2016 R	0.2500	22,098 per 15,000 units	22,298 per 15,000 units	2016/07/28	150,000,000	2015/08/31

Newly listed callable bull/bear contracts (continued)

Code	Issuer	Name of issue	Issue prices (HK\$)	Strike price (HKD) / Strike level per 10 units	Call price (HKD) / Call level per 10 units	Expiry date	No. of issue (units)	Listing date
62021	HK Bank	HSI R Bull CBBC Jul 2016 S	0.2500	21,118 per 10,000 units	21,318 per 10,000 units	2016/07/28	150,000,000	2015/08/31
62186	HK Bank	HSI R Bull CBBC Jul 2016 T	0.2500	21,798 per 15,000 units	21,998 per 15,000 units	2016/07/28	150,000,000	2015/08/31
62024	HK Bank	HSI R Bull CBBC Aug 2016 I	0.2500	20,818 per 10,000 units	21,018 per 10,000 units	2016/08/30	150,000,000	2015/08/31
62182	HK Bank	HSI R Bull CBBC Aug 2016 J	0.2500	21,298 per 15,000 units	21,498 per 15,000 units	2016/08/30	150,000,000	2015/08/31
62015	HK Bank	HSI R Bull CBBC Oct 2016 F	0.2500	19,798 per 15,000 units	19,998 per 15,000 units	2016/10/28	150,000,000	2015/08/31
61976	HK Bank	HSI R Bear CBBC Apr 2016 V	0.2500	22,818 per 10,000 units	22,618 per 10,000 units	2016/04/28	100,000,000	2015/08/31
61986	HK Bank	HSI R Bear CBBC May 2016 R	0.2500	24,118 per 10,000 units	23,918 per 10,000 units	2016/05/30	100,000,000	2015/08/31
62008	HK Bank	HSI R Bear CBBC Jul 2016 E	0.2500	22,988 per 15,000 units	22,788 per 15,000 units	2016/07/28	100,000,000	2015/08/31
61987	HK Bank	HSI R Bear CBBC Oct 2016 A	0.2500	23,078 per 20,000 units	22,828 per 20,000 units	2016/10/28	400,000,000	2015/08/31
62216	HK Bank	HSI R Bear CBBC Oct 2016 B	0.2500	22,688 per 15,000 units	22,488 per 15,000 units	2016/10/28	100,000,000	2015/08/31
62079	HK Bank	Ping An R Bull CBBC Nov 2016 H	0.2500	28.38 per 100 units	29.38 per 100 units	2016/11/28	188,000,000	2015/08/31
62025	HK Bank	TCH R Bear CBBC Sep 2016 A	0.2500	139.88 per 100 units	137.88 per 100 units	2016/09/12	100,000,000	2015/08/31
62254	J P Morgan SP BV	HSCEI R Bull CBBC Jul 2016 I	0.2500	9,800 per 10,000 units	10,000 per 10,000 units	2016/07/28	100,000,000	2015/08/31
62256	J P Morgan SP BV	HSCEI R Bull CBBC Dec 2016 D	0.2500	9,300 per 10,000 units	9,500 per 10,000 units	2016/12/29	100,000,000	2015/08/31
62266	J P Morgan SP BV	HSCEI R Bull CBBC Jan 2017 A	0.2500	8,300 per 10,000 units	8,500 per 10,000 units	2017/01/26	100,000,000	2015/08/31
62949	J P Morgan SP BV	HSCEI R Bull CBBC Jan 2017 B	0.2500	7,800 per 10,000 units	8,000 per 10,000 units	2017/01/26	100,000,000	2015/08/31
62950	J P Morgan SP BV	HSCEI R Bear CBBC Mar 2016 C	0.2500	10,000 per 10,000 units	9,800 per 10,000 units	2016/03/30	100,000,000	2015/08/31
62953	J P Morgan SP BV	HSCEI R Bear CBBC Apr 2016 M	0.2500	10,400 per 10,000 units	10,200 per 10,000 units	2016/04/28	100,000,000	2015/08/31
62272	J P Morgan SP BV	HSI R Bull CBBC Mar 2016 R	0.2500	21,900 per 10,000 units	22,100 per 10,000 units	2016/03/30	200,000,000	2015/08/31
62922	J P Morgan SP BV	HSI R Bull CBBC Mar 2016 T	0.2500	20,700 per 10,000 units	20,900 per 10,000 units	2016/03/30	200,000,000	2015/08/31
62926	J P Morgan SP BV	HSI R Bull CBBC Mar 2016 U	0.2500	20,200 per 10,000 units	20,400 per 10,000 units	2016/03/30	200,000,000	2015/08/31
62287	J P Morgan SP BV	HSI R Bull CBBC Jun 2016 Y	0.2500	21,500 per 10,000 units	21,700 per 10,000 units	2016/06/29	200,000,000	2015/08/31
62268	J P Morgan SP BV	HSI R Bull CBBC Jul 2016 E	0.2500	22,200 per 10,000 units	22,400 per 10,000 units	2016/07/28	200,000,000	2015/08/31
62923	J P Morgan SP BV	HSI R Bull CBBC Jul 2016 F	0.2500	20,400 per 10,000 units	20,600 per 10,000 units	2016/07/28	200,000,000	2015/08/31
62927	J P Morgan SP BV	HSI R Bull CBBC Jul 2016 G	0.2500	20,000 per 10,000 units	20,200 per 10,000 units	2016/07/28	200,000,000	2015/08/31
62932	J P Morgan SP BV	HSI R Bull CBBC Jul 2016 H	0.2500	19,400 per 10,000 units	19,600 per 10,000 units	2016/07/28	200,000,000	2015/08/31
62289	J P Morgan SP BV	HSI R Bull CBBC Aug 2016 H	0.2500	21,200 per 10,000 units	21,400 per 10,000 units	2016/08/30	200,000,000	2015/08/31
62928	J P Morgan SP BV	HSI R Bull CBBC Aug 2016 I	0.2500	19,700 per 10,000 units	19,900 per 10,000 units	2016/08/30	200,000,000	2015/08/31
62934	J P Morgan SP BV	HSI R Bull CBBC Jan 2017 B	0.2500	19,100 per 10,000 units	19,300 per 10,000 units	2017/01/26	200,000,000	2015/08/31
62936	J P Morgan SP BV	HSI R Bull CBBC Feb 2017 A	0.3000	18,600 per 10,000 units	18,800 per 10,000 units	2017/02/27	200,000,000	2015/08/31
62955	J P Morgan SP BV	HSI R Bull CBBC Mar 2017 A	0.4200	17,300 per 10,000 units	17,500 per 10,000 units	2017/03/30	200,000,000	2015/08/31
62913	J P Morgan SP BV	HSI R Bear CBBC Dec 2015 Y	0.2500	21,452 per 10,000 units	21,252 per 10,000 units	2015/12/30	200,000,000	2015/08/31
62915	J P Morgan SP BV	HSI R Bear CBBC Jan 2016 T	0.2500	21,600 per 10,000 units	21,400 per 10,000 units	2016/01/28	200,000,000	2015/08/31
62916	J P Morgan SP BV	HSI R Bear CBBC Jan 2016 U	0.2500	21,900 per 10,000 units	21,700 per 10,000 units	2016/01/28	200,000,000	2015/08/31
62918	J P Morgan SP BV	HSI R Bear CBBC Feb 2016 L	0.2500	22,200 per 10,000 units	22,000 per 10,000 units	2016/02/26	200,000,000	2015/08/31
62919	J P Morgan SP BV	HSI R Bear CBBC Feb 2016 M	0.2500	22,500 per 10,000 units	22,300 per 10,000 units	2016/02/26	200,000,000	2015/08/31
62920	J P Morgan SP BV	HSI R Bear CBBC Feb 2016 N	0.2500	22,800 per 10,000 units	22,600 per 10,000 units	2016/02/26	200,000,000	2015/08/31
62921	J P Morgan SP BV	HSI R Bear CBBC Feb 2016 O	0.2500	23,300 per 10,000 units	23,100 per 10,000 units	2016/02/26	200,000,000	2015/08/31
62386	Standard Chartered Bank	HSCEI R Bull CBBC Jul 2016 B	0.2500	8,680 per 10,000 units	8,880 per 10,000 units	2016/07/28	100,000,000	2015/08/31
62387	Standard Chartered Bank	HSCEI R Bear CBBC Jan 2016 D	0.2500	10,280 per 10,000 units	10,080 per 10,000 units	2016/01/28	100,000,000	2015/08/31
62209	Standard Chartered Bank	HSI R Bull CBBC Jun 2016 M	0.2500	21,680 per 10,000 units	21,880 per 10,000 units	2016/06/29	100,000,000	2015/08/31
62407	Standard Chartered Bank	HSI R Bull CBBC Jun 2016 N	0.2500	20,280 per 20,000 units	20,580 per 20,000 units	2016/06/29	150,000,000	2015/08/31
62419	Standard Chartered Bank	HSI R Bull CBBC Jul 2016 D	0.2500	20,080 per 10,000 units	20,280 per 10,000 units	2016/07/28	100,000,000	2015/08/31

Newly listed callable bull/bear contracts (continued)

Code	Issuer	Name of issue	Issue prices (HK\$)	Strike price (HKD) / Strike level per 10 units	Call price (HKD) / Call level per 10 units	Expiry date	No. of issue (units)	Listing date
62482	Standard Chartered Bank	HSI R Bull CBBC Jul 2016 E	0.2500	19,680 per 20,000 units	19,980 per 20,000 units	2016/07/28	150,000,000	2015/08/31
62502	Standard Chartered Bank	HSI R Bull CBBC Jul 2016 F	0.2500	19,480 per 10,000 units	19,680 per 10,000 units	2016/07/28	100,000,000	2015/08/31
62503	Standard Chartered Bank	HSI R Bear CBBC Jan 2016 K	0.2500	22,480 per 10,000 units	22,280 per 10,000 units	2016/01/28	100,000,000	2015/08/31
62533	Standard Chartered Bank	HSI R Bear CBBC Jan 2016 L	0.2500	22,280 per 20,000 units	21,980 per 20,000 units	2016/01/28	150,000,000	2015/08/31
62534	Standard Chartered Bank	HSI R Bear CBBC Jan 2016 M	0.2500	21,880 per 10,000 units	21,680 per 10,000 units	2016/01/28	100,000,000	2015/08/31
62104	SGA Societe Generale Acceptance NV	HSCEI R Bull CBBC May16C	0.2500	9,608 per 10,000 units	9,808 per 10,000 units	2016/05/30	200,000,000	2015/08/31
62348	SGA Societe Generale Acceptance NV	HSCEI R Bull CBBC Jun16A	0.3200	6,408 per 10,000 units	6,608 per 10,000 units	2016/06/29	200,000,000	2015/08/31
62360	SGA Societe Generale Acceptance NV	HSCEI R Bull CBBC Jun16B	0.2500	7,608 per 10,000 units	7,808 per 10,000 units	2016/06/29	200,000,000	2015/08/31
62362	SGA Societe Generale Acceptance NV	HSCEI R Bull CBBC Jun16C	0.2500	9,208 per 10,000 units	9,408 per 10,000 units	2016/06/29	200,000,000	2015/08/31
62349	SGA Societe Generale Acceptance NV	HSCEI R Bull CBBC Jul16A	0.2800	6,808 per 10,000 units	7,008 per 10,000 units	2016/07/28	200,000,000	2015/08/31
62353	SGA Societe Generale Acceptance NV	HSCEI R Bull CBBC Aug16A	0.2500	7,208 per 10,000 units	7,408 per 10,000 units	2016/08/30	200,000,000	2015/08/31
62364	SGA Societe Generale Acceptance NV	HSCEI R Bear CBBC Mar16A	0.2500	10,088 per 10,000 units	9,888 per 10,000 units	2016/03/30	200,000,000	2015/08/31
62145	SGA Societe Generale Acceptance N.V.	HSI R Bull CBBC Apr16 U	0.2500	21,158 per 10,000 units	21,258 per 10,000 units	2016/04/28	200,000,000	2015/08/31
62148	SGA Societe Generale Acceptance N.V.	HSI R Bull CBBC Apr16 V	0.2500	21,358 per 10,000 units	21,458 per 10,000 units	2016/04/28	200,000,000	2015/08/31
62321	SGA Societe Generale Acceptance N.V.	HSI R Bull CBBC Apr16 W	0.2500	20,458 per 10,000 units	20,658 per 10,000 units	2016/04/28	200,000,000	2015/08/31
62323	SGA Societe Generale Acceptance N.V.	HSI R Bull CBBC Apr16 X	0.2500	20,658 per 10,000 units	20,858 per 10,000 units	2016/04/28	200,000,000	2015/08/31
62125	SGA Societe Generale Acceptance N.V.	HSI R Bull CBBC Jun16 A	0.2500	20,958 per 10,000 units	21,058 per 10,000 units	2016/06/29	200,000,000	2015/08/31
62150	SGA Societe Generale Acceptance N.V.	HSI R Bull CBBC Jun16 B	0.2500	21,508 per 10,000 units	21,608 per 10,000 units	2016/06/29	200,000,000	2015/08/31
62153	SGA Societe Generale Acceptance N.V.	HSI R Bull CBBC Jun16 C	0.2500	21,708 per 10,000 units	21,808 per 10,000 units	2016/06/29	200,000,000	2015/08/31
62159	SGA Societe Generale Acceptance N.V.	HSI R Bull CBBC Jun16 D	0.2500	21,908 per 10,000 units	22,008 per 10,000 units	2016/06/29	200,000,000	2015/08/31
62167	SGA Societe Generale Acceptance N.V.	HSI R Bull CBBC Jun16 E	0.2500	22,208 per 10,000 units	22,308 per 10,000 units	2016/06/29	200,000,000	2015/08/31
62312	SGA Societe Generale Acceptance N.V.	HSI R Bull CBBC Jun16 F	0.2500	19,808 per 10,000 units	20,008 per 10,000 units	2016/06/29	200,000,000	2015/08/31
62314	SGA Societe Generale Acceptance N.V.	HSI R Bull CBBC Jun16 G	0.2500	20,058 per 10,000 units	20,258 per 10,000 units	2016/06/29	200,000,000	2015/08/31
62315	SGA Societe Generale Acceptance N.V.	HSI R Bull CBBC Jun16 H	0.2500	20,258 per 10,000 units	20,458 per 10,000 units	2016/06/29	200,000,000	2015/08/31
62124	SGA Societe Generale Acceptance N.V.	HSI R Bull CBBC Jul16 A	0.2500	19,500 per 20,000 units	19,600 per 20,000 units	2016/07/28	400,000,000	2015/08/31
62291	SGA Societe Generale Acceptance N.V.	HSI R Bull CBBC Jul16 B	0.3700	17,808 per 10,000 units	18,008 per 10,000 units	2016/07/28	200,000,000	2015/08/31
62298	SGA Societe Generale Acceptance N.V.	HSI R Bull CBBC Jul16 C	0.3100	18,408 per 10,000 units	18,608 per 10,000 units	2016/07/28	200,000,000	2015/08/31
62302	SGA Societe Generale Acceptance N.V.	HSI R Bull CBBC Jul16 D	0.2500	19,008 per 10,000 units	19,208 per 10,000 units	2016/07/28	200,000,000	2015/08/31
62310	SGA Societe Generale Acceptance N.V.	HSI R Bull CBBC Jul16 E	0.2500	19,608 per 10,000 units	19,808 per 10,000 units	2016/07/28	200,000,000	2015/08/31
62108	SGA Societe Generale Acceptance N.V.	HSI R Bull CBBC Aug16 A	0.2500	19,100 per 20,000 units	19,200 per 20,000 units	2016/08/30	400,000,000	2015/08/31
62294	SGA Societe Generale Acceptance N.V.	HSI R Bull CBBC Aug16 B	0.3300	18,208 per 10,000 units	18,408 per 10,000 units	2016/08/30	200,000,000	2015/08/31
62300	SGA Societe Generale Acceptance N.V.	HSI R Bull CBBC Aug16 C	0.2700	18,808 per 10,000 units	19,008 per 10,000 units	2016/08/30	200,000,000	2015/08/31
62309	SGA Societe Generale Acceptance N.V.	HSI R Bull CBBC Aug16 D	0.2500	19,408 per 10,000 units	19,608 per 10,000 units	2016/08/30	200,000,000	2015/08/31
62105	SGA Societe Generale Acceptance N.V.	HSI R Bull CBBC Sep16 A	0.2500	18,700 per 20,000 units	18,800 per 20,000 units	2016/09/29	400,000,000	2015/08/31
62292	SGA Societe Generale Acceptance N.V.	HSI R Bull CBBC Sep16 B	0.3500	18,008 per 10,000 units	18,208 per 10,000 units	2016/09/29	200,000,000	2015/08/31
62299	SGA Societe Generale Acceptance N.V.	HSI R Bull CBBC Sep16 C	0.2900	18,608 per 10,000 units	18,808 per 10,000 units	2016/09/29	200,000,000	2015/08/31
62308	SGA Societe Generale Acceptance N.V.	HSI R Bull CBBC Sep16 D	0.2500	19,208 per 10,000 units	19,408 per 10,000 units	2016/09/29	200,000,000	2015/08/31
62329	SGA Societe Generale Acceptance N.V.	HSI R Bear CBBC Mar16 K	0.2500	21,588 per 10,000 units	21,388 per 10,000 units	2016/03/30	200,000,000	2015/08/31
62330	SGA Societe Generale Acceptance N.V.	HSI R Bear CBBC Mar16 L	0.2500	21,788 per 10,000 units	21,588 per 10,000 units	2016/03/30	200,000,000	2015/08/31
62331	SGA Societe Generale Acceptance N.V.	HSI R Bear CBBC Mar16 M	0.2500	21,988 per 10,000 units	21,788 per 10,000 units	2016/03/30	200,000,000	2015/08/31
62342	SGA Societe Generale Acceptance N.V.	HSI R Bear CBBC Mar16 N	0.2500	22,188 per 10,000 units	21,988 per 10,000 units	2016/03/30	200,000,000	2015/08/31
62343	SGA Societe Generale Acceptance N.V.	HSI R Bear CBBC Mar16 O	0.2500	22,388 per 10,000 units	22,188 per 10,000 units	2016/03/30	200,000,000	2015/08/31
62344	SGA Societe Generale Acceptance N.V.	HSI R Bear CBBC Apr16 E	0.2500	22,800 per 20,000 units	22,600 per 20,000 units	2016/04/28	400,000,000	2015/08/31

Newly listed callable bull/bear contracts (continued)

Code	Issuer	Name of issue	Issue prices (HK\$)	Strike price (HKD) / Strike level per 10 units	Call price (HKD) / Call level per 10 units	Expiry date	No. of issue (units)	Listing date
62347	SGA Societe Generale Acceptance N.V.	HSI R Bear CBBC Apr16 F	0.2500	23,600 per 20,000 units	23,400 per 20,000 units	2016/04/28	400,000,000	2015/08/31
62345	SGA Societe Generale Acceptance N.V.	HSI R Bear CBBC May16 A	0.2500	23,200 per 20,000 units	23,000 per 20,000 units	2016/05/30	400,000,000	2015/08/31
62912	UBS AG	CAM CSI300 R Bull CBBC Oct 2016 B	0.2500	28.50 per 100 units	30 per 100 units	2016/10/31	100,000,000	2015/08/31
62894	UBS AG	CSOP A50 ETF R Bull CBBC Apr 2016 C	0.2500	9.7000	10.0000	2016/04/18	50,000,000	2015/08/31
62898	UBS AG	CSOP A50 ETF R Bull CBBC May 2016 A	0.2500	8.7000	9.0000	2016/05/09	50,000,000	2015/08/31
62902	UBS AG	A50 China R Bull CBBC Apr 2016 B	0.3000	6.8000	7.0000	2016/04/11	50,000,000	2015/08/31
62900	UBS AG	A50 China R Bull CBBC May 2016 A	0.2500	7.8000	8.0000	2016/05/09	50,000,000	2015/08/31
62886	UBS AG	HKEx R Bull CBBC Oct 2016 C	0.3600	144 per 100 units	150 per 100 units	2016/10/03	100,000,000	2015/08/31
62845	UBS AG	HSCEI R Bull CBBC Sep 2016 B	0.2500	8,100 per 10,000 units	8,300 per 10,000 units	2016/09/29	200,000,000	2015/08/31
62855	UBS AG	HSCEI R Bull CBBC Oct 2016 B	0.2500	7,800 per 10,000 units	8,000 per 10,000 units	2016/10/28	200,000,000	2015/08/31
62883	UBS AG	HSCEI R Bear CBBC Dec 2015 D	0.2500	10,200 per 10,000 units	10,000 per 10,000 units	2015/12/30	200,000,000	2015/08/31
62885	UBS AG	HSCEI R Bear CBBC Dec 2015 E	0.2500	10,700 per 10,000 units	10,500 per 10,000 units	2015/12/30	200,000,000	2015/08/31
62801	UBS AG	HSI R Bull CBBC Apr 2016 J	0.2500	22,200 per 10,000 units	22,400 per 10,000 units	2016/04/28	200,000,000	2015/08/31
62804	UBS AG	HSI R Bull CBBC Apr 2016 K	0.2500	22,000 per 12,000 units	22,250 per 12,000 units	2016/04/28	200,000,000	2015/08/31
62807	UBS AG	HSI R Bull CBBC May 2016 V	0.2500	21,650 per 12,000 units	21,850 per 12,000 units	2016/05/30	200,000,000	2015/08/31
62805	UBS AG	HSI R Bull CBBC Jun 2016 Q	0.2500	21,800 per 10,000 units	22,000 per 10,000 units	2016/06/29	200,000,000	2015/08/31
62821	UBS AG	HSI R Bull CBBC Jun 2016 R	0.2500	21,300 per 10,000 units	21,500 per 10,000 units	2016/06/29	200,000,000	2015/08/31
62808	UBS AG	HSI R Bull CBBC Jul 2016 S	0.2500	21,500 per 10,000 units	21,700 per 10,000 units	2016/07/28	200,000,000	2015/08/31
62835	UBS AG	HSI R Bull CBBC Jul 2016 T	0.4850	20,000 per 10,000 units	20,200 per 10,000 units	2016/07/28	200,000,000	2015/08/31
62837	UBS AG	HSI R Bull CBBC Jul 2016 U	0.3050	19,400 per 10,000 units	19,600 per 10,000 units	2016/07/28	200,000,000	2015/08/31
62843	UBS AG	HSI R Bull CBBC Jul 2016 V	0.2500	21,100 per 10,000 units	21,300 per 10,000 units	2016/07/28	200,000,000	2015/08/31
62834	UBS AG	HSI R Bull CBBC Aug 2016 J	0.3450	20,200 per 10,000 units	20,400 per 10,000 units	2016/08/30	200,000,000	2015/08/31
62822	UBS AG	HSI R Bull CBBC Sep 2016 F	0.2500	20,950 per 10,000 units	21,150 per 10,000 units	2016/09/29	200,000,000	2015/08/31
62830	UBS AG	HSI R Bull CBBC Sep 2016 G	0.3050	20,400 per 10,000 units	20,600 per 10,000 units	2016/09/29	200,000,000	2015/08/31
62829	UBS AG	HSI R Bull CBBC Oct 2016 D	0.2750	20,600 per 10,000 units	20,800 per 10,000 units	2016/10/28	200,000,000	2015/08/31
62839	UBS AG	HSI R Bull CBBC Oct 2016 E	0.4850	17,600 per 10,000 units	17,800 per 10,000 units	2016/10/28	200,000,000	2015/08/31
62840	UBS AG	HSI R Bull CBBC Oct 2016 F	0.5400	17,100 per 10,000 units	17,300 per 10,000 units	2016/10/28	200,000,000	2015/08/31
62841	UBS AG	HSI R Bull CBBC Oct 2016 G	0.7700	14,800 per 10,000 units	15,000 per 10,000 units	2016/10/28	200,000,000	2015/08/31
62836	UBS AG	HSI R Bull CBBC Nov 2016 A	0.2750	19,700 per 10,000 units	19,900 per 10,000 units	2016/11/29	200,000,000	2015/08/31
62838	UBS AG	HSI R Bull CBBC Nov 2016 B	0.3450	19,000 per 10,000 units	19,200 per 10,000 units	2016/11/29	200,000,000	2015/08/31
62875	UBS AG	HSI R Bear CBBC Jan 2016 C	0.2500	22,200 per 10,000 units	22,000 per 10,000 units	2016/01/28	200,000,000	2015/08/31
62881	UBS AG	HSI R Bear CBBC Jan 2016 G	0.2500	22,700 per 10,000 units	22,500 per 10,000 units	2016/01/28	200,000,000	2015/08/31
62868	UBS AG	HSI R Bear CBBC Jan 2016 X	0.2500	21,600 per 10,000 units	21,400 per 10,000 units	2016/01/28	200,000,000	2015/08/31
62870	UBS AG	HSI R Bear CBBC Jan 2016 Z	0.2500	22,000 per 10,000 units	21,800 per 10,000 units	2016/01/28	200,000,000	2015/08/31
62869	UBS AG	HSI R Bear CBBC Feb 2016 U	0.2500	21,800 per 10,000 units	21,600 per 10,000 units	2016/02/26	200,000,000	2015/08/31
62880	UBS AG	HSI R Bear CBBC Feb 2016 V	0.2500	22,400 per 10,000 units	22,200 per 10,000 units	2016/02/26	200,000,000	2015/08/31
62882	UBS AG	HSI R Bear CBBC Feb 2016 W	0.2500	22,900 per 10,000 units	22,700 per 10,000 units	2016/02/26	200,000,000	2015/08/31
62904	UBS AG	HSI R Bear CBBC Feb 2016 X	0.2500	21,502 per 12,000 units	21,252 per 12,000 units	2016/02/26	200,000,000	2015/08/31
62906	UBS AG	Ping An R Bull CBBC Oct 2016 C	0.2500	23 per 100 units	25 per 100 units	2016/10/31	100,000,000	2015/08/31
62907	UBS AG	Ping An R Bull CBBC Nov 2016 B	0.2500	28 per 100 units	30 per 100 units	2016/11/07	100,000,000	2015/08/31
62893	UBS AG	TCH R Bull CBBC Feb 2016 A	0.2500	106 per 100 units	110 per 100 units	2016/02/15	50,000,000	2015/08/31
63151	BNP Paribas Arbit Issu B.V.	CAM CSI300 R Bull CBBC Sep16 C	0.2500	30 per 100 units	31 per 100 units	2016/09/30	100,000,000	2015/09/01
63142	BNP Paribas Arbit Issu B.V.	CSOP A50 ETF R Bull CBBC Mar16E	0.2500	8.7000	9.0000	2016/03/31	100,000,000	2015/09/01

Newly listed callable bull/bear contracts (continued)

Code	Issuer	Name of issue	Issue prices (HK\$)	Strike price (HKD) / Strike level per 10 units	Call price (HKD) / Call level per 10 units	Expiry date	No. of issue (units)	Listing date
63149	BNP Paribas Arbit Issu B.V.	A50 Ch R Bull CBBC Mar 2016 D	0.2500	7.7000	8.0000	2016/03/31	100,000,000	2015/09/01
63154	BNP Paribas Arbit Issu B.V.	HS H ETF R Bull CBBC Jan 2016H	0.2500	81 per 100 units	83 per 100 units	2016/01/29	60,000,000	2015/09/01
63140	BNP Paribas Arbit Issu B.V.	HSCEI R Bull CBBC Nov 2016 D	0.2500	7,400 per 10,000 units	7,600 per 10,000 units	2016/11/29	100,000,000	2015/09/01
63122	BNP Paribas Arbit Issu B.V.	HSI R Bull CBBC Nov 2016 B	0.2500	19,500 per 10,000 units	19,700 per 10,000 units	2016/11/29	250,000,000	2015/09/01
63127	BNP Paribas Arbit Issu B.V.	HSI R Bull CBBC Nov 2016 C	0.2500	19,700 per 10,000 units	19,900 per 10,000 units	2016/11/29	250,000,000	2015/09/01
63112	BNP Paribas Arbit Issu B.V.	HSI R Bull CBBC Dec 2016 H	0.3900	17,800 per 10,000 units	18,000 per 10,000 units	2016/12/29	250,000,000	2015/09/01
63116	BNP Paribas Arbit Issu B.V.	HSI R Bull CBBC Dec 2016 I	0.3100	18,600 per 10,000 units	18,800 per 10,000 units	2016/12/29	250,000,000	2015/09/01
63128	BNP Paribas Arbit Issu B.V.	HSI R Bull CBBC Dec 2016 K	0.2500	20,800 per 10,000 units	21,000 per 10,000 units	2016/12/29	250,000,000	2015/09/01
63117	BNP Paribas Arbit Issu B.V.	HSI R Bull CBBC Dec 2016 L	0.2500	19,400 per 10,000 units	19,600 per 10,000 units	2016/12/29	250,000,000	2015/09/01
63129	BNP Paribas Arbit Issu B.V.	HSI R Bear CBBC Apr 2016 O	0.2500	22,000 per 10,000 units	21,800 per 10,000 units	2016/04/28	200,000,000	2015/09/01
63137	BNP Paribas Arbit Issu B.V.	HSI R Bear CBBC Apr 2016 P	0.2500	22,200 per 10,000 units	22,000 per 10,000 units	2016/04/28	200,000,000	2015/09/01
63138	BNP Paribas Arbit Issu B.V.	HSI R Bear CBBC Apr 2016 Q	0.2500	22,400 per 10,000 units	22,200 per 10,000 units	2016/04/28	200,000,000	2015/09/01
63156	BNP Paribas Arbit Issu B.V.	Ping An R Bull CBBC Mar 2016 B	0.2500	28 per 100 units	29 per 100 units	2016/03/31	68,000,000	2015/09/01
63170	Credit Suisse AG	CSOP A50 ETF R Bull CBBC May 2016 A	0.2800	8.3000	8.6000	2016/05/31	100,000,000	2015/09/01
63172	Credit Suisse AG	A50 China R Bull CBBC May 2016 A	0.2700	7.0800	7.3800	2016/05/31	100,000,000	2015/09/01
63174	Credit Suisse AG	HS H-SH ETF R Bull CBBC May 2016 A	0.2500	76.80 per 100 units	78.80 per 100 units	2016/05/31	80,000,000	2015/09/01
63183	Credit Suisse AG	HSI R Bull CBBC Aug 2016 J	0.2500	20,100 per 12,000 units	20,350 per 12,000 units	2016/08/30	200,000,000	2015/09/01
63189	Credit Suisse AG	HSI R Bull CBBC Aug 2016 K	0.2500	20,450 per 10,000 units	20,650 per 10,000 units	2016/08/30	200,000,000	2015/09/01
63175	Credit Suisse AG	HSI R Bull CBBC Sep 2016 G	0.3300	18,500 per 10,000 units	18,700 per 10,000 units	2016/09/29	200,000,000	2015/09/01
63179	Credit Suisse AG	HSI R Bull CBBC Sep 2016 H	0.2900	18,900 per 10,000 units	19,100 per 10,000 units	2016/09/29	200,000,000	2015/09/01
63180	Credit Suisse AG	HSI R Bull CBBC Sep 2016 I	0.2500	19,700 per 10,000 units	19,900 per 10,000 units	2016/09/29	200,000,000	2015/09/01
63195	Credit Suisse AG	HSI R Bull CBBC Sep 2016 J	0.2500	21,100 per 10,000 units	21,300 per 10,000 units	2016/09/29	200,000,000	2015/09/01
63196	Credit Suisse AG	HSI R Bull CBBC Sep 2016 K	0.2500	21,275 per 10,000 units	21,475 per 10,000 units	2016/09/29	200,000,000	2015/09/01
63198	Credit Suisse AG	HSI R Bull CBBC Sep 2016 L	0.2500	21,395 per 10,000 units	21,595 per 10,000 units	2016/09/29	200,000,000	2015/09/01
63182	Credit Suisse AG	HSI R Bull CBBC Oct 2016 M	0.2500	20,050 per 10,000 units	20,250 per 10,000 units	2016/10/28	200,000,000	2015/09/01
63193	Credit Suisse AG	HSI R Bull CBBC Oct 2016 N	0.2500	20,800 per 10,000 units	21,000 per 10,000 units	2016/10/28	200,000,000	2015/09/01
63159	Credit Suisse AG	HSI R Bear CBBC Mar 2016 S	0.2500	21,500 per 10,000 units	21,300 per 10,000 units	2016/03/30	200,000,000	2015/09/01
63166	Credit Suisse AG	HSI R Bear CBBC Mar 2016 T	0.2500	22,050 per 10,000 units	21,850 per 10,000 units	2016/03/30	200,000,000	2015/09/01
63165	Credit Suisse AG	HSI R Bear CBBC Apr 2016 O	0.2500	21,900 per 10,000 units	21,700 per 10,000 units	2016/04/28	200,000,000	2015/09/01
63160	Credit Suisse AG	HSI R Bear CBBC May 2016 E	0.2500	21,600 per 10,000 units	21,400 per 10,000 units	2016/05/30	200,000,000	2015/09/01
63162	Credit Suisse AG	HSI R Bear CBBC May 2016 F	0.2500	21,750 per 10,000 units	21,550 per 10,000 units	2016/05/30	200,000,000	2015/09/01
63167	Credit Suisse AG	HSI R Bear CBBC May 2016 G	0.2500	22,250 per 10,000 units	22,050 per 10,000 units	2016/05/30	200,000,000	2015/09/01
63168	Credit Suisse AG	HSI R Bear CBBC May 2016 H	0.2500	22,500 per 10,000 units	22,300 per 10,000 units	2016/05/30	200,000,000	2015/09/01
63169	Credit Suisse AG	HSI R Bear CBBC May 2016 I	0.2500	22,750 per 10,000 units	22,550 per 10,000 units	2016/05/30	200,000,000	2015/09/01
62987	HK Bank	AIA R Bull CBBC Sep 2016 D	0.2500	29.08 per 100 units	30.08 per 100 units	2016/09/26	60,000,000	2015/09/01
62958	HK Bank	CAM CSI300 R Bull CBBC Oct 2016 C	0.2500	30.38 per 100 units	31.38 per 100 units	2016/10/17	100,000,000	2015/09/01
62959	HK Bank	CAM CSI300 R Bull CBBC Nov 2016 A	0.2500	27.38 per 100 units	28.38 per 100 units	2016/11/28	100,000,000	2015/09/01
62965	HK Bank	BOCL R Bull CBBC Dec 2016 B	0.2500	2.4300	2.5800	2016/12/12	100,000,000	2015/09/01
63002	HK Bank	China Mobile R Bull CBBC Dec 2016 A	0.3200	60.88 per 100 units	62.88 per 100 units	2016/12/12	120,000,000	2015/09/01
62992	HK Bank	CC Bank R Bull CBBC Dec 2016 C	0.2500	3.5300	3.6300	2016/12/12	100,000,000	2015/09/01
62989	HK Bank	CITIC Sec R Bull CBBC Jul 2016 C	0.5600	11.6800	13.6800	2016/07/25	60,000,000	2015/09/01
62995	HK Bank	CM Bank R Bull CBBC Dec 2016 A	0.5100	12.4800	13.0800	2016/12/12	40,000,000	2015/09/01
62986	HK Bank	CNOOC R Bull CBBC Dec 2016 B	0.2500	5.7800	6.2800	2016/12/12	60,000,000	2015/09/01

Newly listed callable bull/bear contracts (continued)

Code	Issuer	Name of issue	Issue prices (HK\$)	Strike price (HKD) / Strike level per 10 units	Call price (HKD) / Call level per 10 units	Expiry date	No. of issue (units)	Listing date
62962	HK Bank	Sinopec Corp R Bull CBBC Dec 2016 B	0.2500	3.2300	3.5300	2016/12/12	80,000,000	2015/09/01
62996	HK Bank	HS H-SH ETF R Bull CBBC Dec 2016 A	0.2500	76.88 per 100 units	78.88 per 100 units	2016/12/30	100,000,000	2015/09/01
62990	HK Bank	Haitong Sec R Bull CBBC Oct 2016 B	0.3700	7.4800	8.4800	2016/10/31	60,000,000	2015/09/01
62981	HK Bank	TCH R Bull CBBC Apr 2016 E	0.2500	104.88 per 100 units	106.88 per 100 units	2016/04/18	100,000,000	2015/09/01
62983	HK Bank	TCH R Bull CBBC Sep 2016 A	0.3100	96.88 per 100 units	98.88 per 100 units	2016/09/26	100,000,000	2015/09/01
62984	HK Bank	TCH R Bull CBBC Oct 2016 A	0.3900	86.88 per 100 units	88.88 per 100 units	2016/10/17	100,000,000	2015/09/01
62979	HK Bank	TCH R Bear CBBC Sep 2016 B	0.2500	133.88 per 100 units	131.88 per 100 units	2016/09/26	100,000,000	2015/09/01
62978	HK Bank	TCH R Bear CBBC Oct 2016 A	0.2500	136.88 per 100 units	134.88 per 100 units	2016/10/17	100,000,000	2015/09/01
63044	J P Morgan SP BV	HSI R Bull CBBC Mar 2016 V	0.2500	21,100 per 10,000 units	21,300 per 10,000 units	2016/03/30	200,000,000	2015/09/01
63046	J P Morgan SP BV	HSI R Bull CBBC Apr 2016 W	0.2500	20,488 per 10,000 units	20,688 per 10,000 units	2016/04/28	200,000,000	2015/09/01
63057	J P Morgan SP BV	HSI R Bull CBBC Apr 2016 X	0.2500	19,900 per 10,000 units	20,100 per 10,000 units	2016/04/28	200,000,000	2015/09/01
63054	J P Morgan SP BV	HSI R Bull CBBC Jul 2016 I	0.2500	20,188 per 10,000 units	20,388 per 10,000 units	2016/07/28	200,000,000	2015/09/01
63066	J P Morgan SP BV	HSI R Bull CBBC Oct 2016 E	0.2500	19,500 per 10,000 units	19,700 per 10,000 units	2016/10/28	200,000,000	2015/09/01
63070	J P Morgan SP BV	HSI R Bull CBBC Feb 2017 B	0.2800	19,000 per 10,000 units	19,200 per 10,000 units	2017/02/27	200,000,000	2015/09/01
63071	J P Morgan SP BV	HSI R Bull CBBC Mar 2017 B	0.3800	18,000 per 10,000 units	18,200 per 10,000 units	2017/03/30	200,000,000	2015/09/01
63090	J P Morgan SP BV	HSI R Bull CBBC Apr 2017 A	0.5000	16,800 per 10,000 units	17,000 per 10,000 units	2017/04/27	200,000,000	2015/09/01
63092	J P Morgan SP BV	HSI R Bull CBBC May 2017 A	0.6000	15,800 per 10,000 units	16,000 per 10,000 units	2017/05/29	200,000,000	2015/09/01
63094	J P Morgan SP BV	HSI R Bull CBBC Jun 2017 A	0.7000	14,800 per 10,000 units	15,000 per 10,000 units	2017/06/29	200,000,000	2015/09/01
63045	J P Morgan SP BV	HSI R Bull CBBC Sep 2017 A	0.2500	20,788 per 10,000 units	20,988 per 10,000 units	2017/09/28	200,000,000	2015/09/01
63039	J P Morgan SP BV	HSI R Bear CBBC Jan 2016 V	0.2500	21,500 per 10,000 units	21,300 per 10,000 units	2016/01/28	200,000,000	2015/09/01
63040	J P Morgan SP BV	HSI R Bear CBBC Jan 2016 W	0.2500	21,700 per 10,000 units	21,500 per 10,000 units	2016/01/28	200,000,000	2015/09/01
63041	J P Morgan SP BV	HSI R Bear CBBC Feb 2016 P	0.2500	22,000 per 10,000 units	21,800 per 10,000 units	2016/02/26	200,000,000	2015/09/01
63043	J P Morgan SP BV	HSI R Bear CBBC Feb 2016 Q	0.2500	22,300 per 10,000 units	22,100 per 10,000 units	2016/02/26	200,000,000	2015/09/01
63203	J P Morgan SP BV	HSI R Bear CBBC Feb 2016 R	0.2500	22,600 per 10,000 units	22,400 per 10,000 units	2016/02/26	200,000,000	2015/09/01
63204	J P Morgan SP BV	HSI R Bear CBBC Feb 2016 S	0.2500	22,900 per 10,000 units	22,700 per 10,000 units	2016/02/26	200,000,000	2015/09/01
63016	Standard Chartered Bank	CAM CSI300 R Bull CBBC Aug 2016 C	0.3700	35.0000	36.0000	2016/08/22	50,000,000	2015/09/01
63011	Standard Chartered Bank	CSOP A50 ETF R Bull CBBC Jun 2016B	0.2500	9.5800	9.8800	2016/06/20	50,000,000	2015/09/01
63012	Standard Chartered Bank	A50 China R Bull CBBC Jun 2016 C	0.2500	8.5800	8.8800	2016/06/13	50,000,000	2015/09/01
63157	Standard Chartered Bank	HKEx R Bull CBBC Jul 2016 A	0.2750	154.88 per 100 units	162.88 per 100 units	2016/07/04	50,000,000	2015/09/01
63005	Standard Chartered Bank	HSI R Bull CBBC Jul 2016 G	0.2500	20,880 per 10,000 units	21,080 per 10,000 units	2016/07/28	100,000,000	2015/09/01
63006	Standard Chartered Bank	HSI R Bull CBBC Jul 2016 H	0.2500	19,880 per 10,000 units	20,080 per 10,000 units	2016/07/28	100,000,000	2015/09/01
63007	Standard Chartered Bank	HSI R Bull CBBC Aug 2016 D	0.2500	18,880 per 10,000 units	19,080 per 10,000 units	2016/08/30	100,000,000	2015/09/01
63010	Standard Chartered Bank	HSI R Bull CBBC Aug 2016 E	0.3400	17,880 per 10,000 units	18,080 per 10,000 units	2016/08/30	100,000,000	2015/09/01
63003	Standard Chartered Bank	HSI R Bear CBBC Jan 2016 N	0.2500	22,280 per 10,000 units	22,080 per 10,000 units	2016/01/28	100,000,000	2015/09/01
63004	Standard Chartered Bank	HSI R Bear CBBC Feb 2016 A	0.2500	22,880 per 20,000 units	22,580 per 20,000 units	2016/02/26	150,000,000	2015/09/01
63017	SGA Societe Generale Acceptance N.V.	HSI R Bull CBBC Jun16 I	0.2500	19,508 per 10,000 units	19,708 per 10,000 units	2016/06/29	200,000,000	2015/09/01
63024	SGA Societe Generale Acceptance N.V.	HSI R Bull CBBC Jul16 F	0.2500	21,008 per 10,000 units	21,208 per 10,000 units	2016/07/28	200,000,000	2015/09/01
63110	SGA Societe Generale Acceptance N.V.	HSI R Bull CBBC Jul16 G	0.2500	21,158 per 10,000 units	21,358 per 10,000 units	2016/07/28	200,000,000	2015/09/01
63111	SGA Societe Generale Acceptance N.V.	HSI R Bull CBBC Jul16 H	0.2500	21,358 per 10,000 units	21,558 per 10,000 units	2016/07/28	200,000,000	2015/09/01
63023	SGA Societe Generale Acceptance N.V.	HSI R Bull CBBC Aug16 E	0.2500	19,858 per 10,000 units	20,058 per 10,000 units	2016/08/30	200,000,000	2015/09/01
63018	SGA Societe Generale Acceptance N.V.	HSI R Bull CBBC Sep16 E	0.2500	19,708 per 10,000 units	19,908 per 10,000 units	2016/09/29	200,000,000	2015/09/01
63107	SGA Societe Generale Acceptance N.V.	HSI R Bull CBBC Oct16 A	0.2500	18,200 per 20,000 units	18,400 per 20,000 units	2016/10/28	400,000,000	2015/09/01
63105	SGA Societe Generale Acceptance N.V.	HSI R Bull CBBC Nov16 A	0.2500	17,800 per 20,000 units	18,000 per 20,000 units	2016/11/29	400,000,000	2015/09/01

Newly listed callable bull/bear contracts (continued)

Code	Issuer	Name of issue	Issue prices (HK\$)	Strike price (HKD) / Strike level per 10 units	Call price (HKD) / Call level per 10 units	Expiry date	No. of issue (units)	Listing date
63103	SGA Societe Generale Acceptance N.V.	HSI R Bull CBBC Dec16 A	0.2500	17,400 per 20,000 units	17,600 per 20,000 units	2016/12/29	400,000,000	2015/09/01
63099	SGA Societe Generale Acceptance N.V.	HSI R Bull CBBC Feb17 A	0.3000	15,800 per 20,000 units	16,000 per 20,000 units	2017/02/27	400,000,000	2015/09/01
63101	SGA Societe Generale Acceptance N.V.	HSI R Bull CBBC Feb17 B	0.2600	16,600 per 20,000 units	16,800 per 20,000 units	2017/02/27	400,000,000	2015/09/01
63098	SGA Societe Generale Acceptance N.V.	HSI R Bull CBBC Mar17 A	0.3200	15,400 per 20,000 units	15,600 per 20,000 units	2017/03/30	400,000,000	2015/09/01
63100	SGA Societe Generale Acceptance N.V.	HSI R Bull CBBC Mar17 B	0.2800	16,200 per 20,000 units	16,400 per 20,000 units	2017/03/30	400,000,000	2015/09/01
63026	SGA Societe Generale Acceptance N.V.	HSI R Bear CBBC Feb16 G	0.2500	21,488 per 10,000 units	21,288 per 10,000 units	2016/02/26	200,000,000	2015/09/01
63029	SGA Societe Generale Acceptance N.V.	HSI R Bear CBBC Apr16 G	0.2500	21,688 per 10,000 units	21,488 per 10,000 units	2016/04/28	200,000,000	2015/09/01
63034	SGA Societe Generale Acceptance N.V.	HSI R Bear CBBC Apr16 H	0.2500	22,088 per 10,000 units	21,888 per 10,000 units	2016/04/28	200,000,000	2015/09/01
63037	SGA Societe Generale Acceptance N.V.	HSI R Bear CBBC Apr16 I	0.2500	22,688 per 10,000 units	22,488 per 10,000 units	2016/04/28	200,000,000	2015/09/01
63328	UBS AG	China Mobile R Bull CBBC Oct 2016 B	0.2500	77.50 per 100 units	80 per 100 units	2016/10/17	50,000,000	2015/09/01
63329	UBS AG	CSOP A50 ETF R Bull CBBC Apr 2016 D	0.3300	7.7000	8.0000	2016/04/11	50,000,000	2015/09/01
63330	UBS AG	A50 China R Bull CBBC Apr 2016 C	0.2500	8.3000	8.5000	2016/04/25	50,000,000	2015/09/01
63320	UBS AG	HKEx R Bull CBBC Dec 2016 A	0.2750	154 per 100 units	160 per 100 units	2016/12/05	100,000,000	2015/09/01
63282	UBS AG	HSI R Bull CBBC Jun 2016 C	0.2500	20,100 per 10,000 units	20,300 per 10,000 units	2016/06/29	200,000,000	2015/09/01
63273	UBS AG	HSI R Bull CBBC Jun 2016 U	0.2500	21,395 per 10,000 units	21,595 per 10,000 units	2016/06/29	200,000,000	2015/09/01
63283	UBS AG	HSI R Bull CBBC Jul 2016 W	0.2500	19,900 per 10,000 units	20,100 per 10,000 units	2016/07/28	200,000,000	2015/09/01
63298	UBS AG	HSI R Bull CBBC Jul 2016 X	0.2500	19,200 per 10,000 units	19,400 per 10,000 units	2016/07/28	200,000,000	2015/09/01
63299	UBS AG	HSI R Bull CBBC Jul 2016 Y	0.2750	18,900 per 10,000 units	19,100 per 10,000 units	2016/07/28	200,000,000	2015/09/01
63278	UBS AG	HSI R Bull CBBC Aug 2016 K	0.2500	21,200 per 10,000 units	21,400 per 10,000 units	2016/08/30	200,000,000	2015/09/01
63281	UBS AG	HSI R Bull CBBC Aug 2016 L	0.2500	20,500 per 10,000 units	20,700 per 10,000 units	2016/08/30	200,000,000	2015/09/01
63303	UBS AG	HSI R Bull CBBC Aug 2016 M	0.3250	18,400 per 10,000 units	18,600 per 10,000 units	2016/08/30	200,000,000	2015/09/01
63313	UBS AG	HSI R Bull CBBC Aug 2016 N	0.3750	17,900 per 10,000 units	18,100 per 10,000 units	2016/08/30	200,000,000	2015/09/01
63280	UBS AG	HSI R Bull CBBC Sep 2016 H	0.2500	20,800 per 10,000 units	21,000 per 10,000 units	2016/09/29	200,000,000	2015/09/01
63295	UBS AG	HSI R Bull CBBC Sep 2016 I	0.2500	19,500 per 10,000 units	19,700 per 10,000 units	2016/09/29	200,000,000	2015/09/01
63302	UBS AG	HSI R Bull CBBC Oct 2016 H	0.2950	18,700 per 10,000 units	18,900 per 10,000 units	2016/10/28	200,000,000	2015/09/01
63312	UBS AG	HSI R Bull CBBC Oct 2016 I	0.3450	18,200 per 10,000 units	18,400 per 10,000 units	2016/10/28	200,000,000	2015/09/01
63318	UBS AG	HSI R Bull CBBC Nov 2016 C	0.4250	17,400 per 10,000 units	17,600 per 10,000 units	2016/11/29	200,000,000	2015/09/01
63319	UBS AG	HSI R Bull CBBC Nov 2016 D	0.5100	16,600 per 10,000 units	16,800 per 10,000 units	2016/11/29	200,000,000	2015/09/01
63252	UBS AG	HSI R Bear CBBC Jan 2016 A	0.2500	21,900 per 10,000 units	21,700 per 10,000 units	2016/01/28	200,000,000	2015/09/01
63255	UBS AG	HSI R Bear CBBC Jan 2016 D	0.2500	22,250 per 12,000 units	22,050 per 12,000 units	2016/01/28	200,000,000	2015/09/01
63213	UBS AG	HSI R Bear CBBC Jan 2016 J	0.2500	21,500 per 10,000 units	21,300 per 10,000 units	2016/01/28	200,000,000	2015/09/01
63259	UBS AG	HSI R Bear CBBC Feb 2016 A	0.2500	22,650 per 12,000 units	22,450 per 12,000 units	2016/02/26	200,000,000	2015/09/01
63264	UBS AG	HSI R Bear CBBC Feb 2016 B	0.2500	22,900 per 12,000 units	22,650 per 12,000 units	2016/02/26	200,000,000	2015/09/01
63215	UBS AG	HSI R Bear CBBC Feb 2016 Y	0.2500	21,700 per 10,000 units	21,500 per 10,000 units	2016/02/26	200,000,000	2015/09/01
63254	UBS AG	HSI R Bear CBBC Feb 2016 Z	0.2500	22,100 per 10,000 units	21,900 per 10,000 units	2016/02/26	200,000,000	2015/09/01
63325	UBS AG	TCH R Bull CBBC Aug 2016 B	0.2500	111 per 100 units	115 per 100 units	2016/08/15	50,000,000	2015/09/01
63562	BNP Paribas Arbit Issu B.V.	HSCEI R Bull CBBC Nov 2016 E	0.2500	8,400 per 10,000 units	8,600 per 10,000 units	2016/11/29	100,000,000	2015/09/02
63544	BNP Paribas Arbit Issu B.V.	HSI R Bull CBBC Nov 2016 D	0.2500	18,900 per 10,000 units	19,100 per 10,000 units	2016/11/29	250,000,000	2015/09/02
63545	BNP Paribas Arbit Issu B.V.	HSI R Bull CBBC Nov 2016 E	0.2500	19,100 per 10,000 units	19,300 per 10,000 units	2016/11/29	250,000,000	2015/09/02
63547	BNP Paribas Arbit Issu B.V.	HSI R Bull CBBC Dec 2016 M	0.2500	19,200 per 10,000 units	19,400 per 10,000 units	2016/12/29	250,000,000	2015/09/02
63549	BNP Paribas Arbit Issu B.V.	HSI R Bear CBBC Mar 2016 W	0.2500	21,300 per 10,000 units	21,100 per 10,000 units	2016/03/30	200,000,000	2015/09/02
63550	BNP Paribas Arbit Issu B.V.	HSI R Bear CBBC Mar 2016 X	0.2500	21,500 per 10,000 units	21,300 per 10,000 units	2016/03/30	200,000,000	2015/09/02
63559	BNP Paribas Arbit Issu B.V.	HSI R Bear CBBC Apr 2016 R	0.2500	21,800 per 10,000 units	21,600 per 10,000 units	2016/04/28	200,000,000	2015/09/02

Newly listed callable bull/bear contracts (continued)

Code	Issuer	Name of issue	Issue prices (HK\$)	Strike price (HKD) / Strike level per 10 units	Call price (HKD) / Call level per 10 units	Expiry date	No. of issue (units)	Listing date
63442	Credit Suisse AG	CAM CSI300 R Bull CBBC May 2016 A	0.2500	27.80 per 100 units	28.80 per 100 units	2016/05/31	80,000,000	2015/09/02
63445	Credit Suisse AG	HSI R Bull CBBC Aug 2016 L	0.2500	21,000 per 10,000 units	21,200 per 10,000 units	2016/08/30	200,000,000	2015/09/02
63444	Credit Suisse AG	HSI R Bull CBBC Sep 2016 M	0.2500	21,200 per 10,000 units	21,400 per 10,000 units	2016/09/29	200,000,000	2015/09/02
63446	Credit Suisse AG	HSI R Bull CBBC Sep 2016 N	0.2500	20,750 per 10,000 units	20,950 per 10,000 units	2016/09/29	200,000,000	2015/09/02
63456	Credit Suisse AG	HSI R Bull CBBC Sep 2016 O	0.3500	18,200 per 10,000 units	18,400 per 10,000 units	2016/09/29	200,000,000	2015/09/02
63457	Credit Suisse AG	HSI R Bull CBBC Nov 2016 I	0.3800	17,900 per 10,000 units	18,100 per 10,000 units	2016/11/29	200,000,000	2015/09/02
63447	Credit Suisse AG	HSI R Bull CBBC Dec 2016 E	0.4600	14,800 per 15,000 units	15,100 per 15,000 units	2016/12/29	200,000,000	2015/09/02
63461	Credit Suisse AG	HSI R Bear CBBC Apr 2016 Q	0.2500	22,300 per 10,000 units	22,100 per 10,000 units	2016/04/28	200,000,000	2015/09/02
63484	Credit Suisse AG	HSI R Bear CBBC Apr 2016 R	0.2500	21,700 per 10,000 units	21,500 per 10,000 units	2016/04/28	200,000,000	2015/09/02
63505	Credit Suisse AG	HSI R Bear CBBC Apr 2016 S	0.2500	21,400 per 10,000 units	21,200 per 10,000 units	2016/04/28	200,000,000	2015/09/02
63463	Credit Suisse AG	HSI R Bear CBBC May 2016 J	0.2500	22,100 per 10,000 units	21,900 per 10,000 units	2016/05/30	200,000,000	2015/09/02
63474	Credit Suisse AG	HSI R Bear CBBC Jun 2016 A	0.2500	21,950 per 10,000 units	21,750 per 10,000 units	2016/06/29	200,000,000	2015/09/02
63480	Credit Suisse AG	HSI R Bear CBBC Jun 2016 B	0.2500	21,850 per 10,000 units	21,650 per 10,000 units	2016/06/29	200,000,000	2015/09/02
63509	Credit Suisse AG	HSI R Bear CBBC Jun 2016 C	0.2500	21,331 per 12,000 units	21,081 per 12,000 units	2016/06/29	200,000,000	2015/09/02
63502	Credit Suisse AG	HSI R Bear CBBC Jul 2016 A	0.2500	21,625 per 12,000 units	21,375 per 12,000 units	2016/07/28	200,000,000	2015/09/02
63380	HK Bank	CAM CSI300 R Bull CBBC Dec 2016 A	1.2600	24.3800	25.3800	2016/12/21	100,000,000	2015/09/02
63387	HK Bank	China Mobile R Bear CBBC Nov 2016 A	0.2500	102.38 per 100 units	100.38 per 100 units	2016/11/29	60,000,000	2015/09/02
63395	HK Bank	CNOOC R Bull CBBC Dec 2016 C	0.2800	5.2800	5.7800	2016/12/05	60,000,000	2015/09/02
63372	HK Bank	CSOP A50 ETF R Bull CBBC Jul 2016 D	0.2500	9.3300	9.4800	2016/07/25	100,000,000	2015/09/02
63371	HK Bank	CSOP A50 ETF R Bull CBBC Aug 2016 E	0.2600	7.8300	7.9800	2016/08/08	100,000,000	2015/09/02
63373	HK Bank	CSOP A50 ETF R Bull CBBC Aug 2016 F	0.2500	8.3300	8.4800	2016/08/15	100,000,000	2015/09/02
63374	HK Bank	A50 R Bull CBBC Oct 2016 A	0.2500	7.1300	7.2800	2016/10/24	100,000,000	2015/09/02
63375	HK Bank	A50 R Bull CBBC Dec 2016 B	0.2600	6.6300	6.7800	2016/12/29	100,000,000	2015/09/02
63403	HK Bank	A50 R Bear CBBC Jul 2016 B	0.2500	10.6500	10.5000	2016/07/18	50,000,000	2015/09/02
63390	HK Bank	HKEx R Bull CBBC Oct 2016 G	0.5100	130.88 per 100 units	133.88 per 100 units	2016/10/17	100,000,000	2015/09/02
63392	HK Bank	HKEx R Bull CBBC Oct 2016 H	0.3600	145.88 per 100 units	148.88 per 100 units	2016/10/12	100,000,000	2015/09/02
63391	HK Bank	HKEx R Bear CBBC Jul 2016 F	0.2500	202.88 per 100 units	199.88 per 100 units	2016/07/11	50,000,000	2015/09/02
63369	HK Bank	HSCEI R Bull CBBC Nov 2016 D	0.2900	6,698 per 10,000 units	6,898 per 10,000 units	2016/11/29	100,000,000	2015/09/02
63370	HK Bank	HSCEI R Bull CBBC Dec 2016 C	0.3500	6,098 per 10,000 units	6,298 per 10,000 units	2016/12/29	100,000,000	2015/09/02
63356	HK Bank	HSCEI R Bear CBBC Sep 2016 A	0.2500	10,098 per 10,000 units	9,898 per 10,000 units	2016/09/29	68,000,000	2015/09/02
63359	HK Bank	HSI R Bull CBBC Jul 2016 U	0.2500	19,298 per 15,000 units	19,498 per 15,000 units	2016/07/28	150,000,000	2015/09/02
63345	HK Bank	HSI R Bull CBBC Aug 2016 K	0.2500	19,078 per 20,000 units	19,328 per 20,000 units	2016/08/30	400,000,000	2015/09/02
63363	HK Bank	HSI R Bull CBBC Aug 2016 L	0.2500	18,898 per 15,000 units	19,098 per 15,000 units	2016/08/30	150,000,000	2015/09/02
63336	HK Bank	HSI R Bull CBBC Sep 2016 J	0.2500	18,598 per 15,000 units	18,798 per 15,000 units	2016/09/29	150,000,000	2015/09/02
63340	HK Bank	HSI R Bull CBBC Sep 2016 K	0.2500	18,298 per 15,000 units	18,498 per 15,000 units	2016/09/29	150,000,000	2015/09/02
63346	HK Bank	HSI R Bull CBBC Nov 2016 G	0.2500	18,078 per 20,000 units	18,328 per 20,000 units	2016/11/29	400,000,000	2015/09/02
63341	HK Bank	HSI R Bull CBBC Dec 2016 H	0.3100	15,578 per 20,000 units	15,828 per 20,000 units	2016/12/29	400,000,000	2015/09/02
63355	HK Bank	HSI R Bear CBBC Sep 2016 C	0.2500	22,088 per 15,000 units	21,888 per 15,000 units	2016/09/29	100,000,000	2015/09/02
63351	HK Bank	HSI R Bear CBBC Oct 2016 C	0.2500	22,388 per 15,000 units	22,188 per 15,000 units	2016/10/28	100,000,000	2015/09/02
63376	HK Bank	Ping An R Bull CBBC Nov 2016 I	0.2500	25.38 per 100 units	26.38 per 100 units	2016/11/21	188,000,000	2015/09/02
63364	HK Bank	Ping An R Bull CBBC Dec 2016 C	0.2500	22.38 per 100 units	23.38 per 100 units	2016/12/05	188,000,000	2015/09/02
63365	HK Bank	Ping An R Bear CBBC Oct 2016 A	0.2500	43.88 per 100 units	42.88 per 100 units	2016/10/31	40,000,000	2015/09/02
63589	J P Morgan SP BV	CSOP A50 ETF R Bull CBBC May 2016 C	0.2500	9.5800	9.8800	2016/05/20	100,000,000	2015/09/02

Newly listed callable bull/bear contracts (continued)

Code	Issuer	Name of issue	Issue prices (HK\$)	Strike price (HKD) / Strike level per 10 units	Call price (HKD) / Call level per 10 units	Expiry date	No. of issue (units)	Listing date
63590	J P Morgan SP BV	CSOP A50 ETF R Bull CBBC Jun 2016 E	0.2500	8.9800	9.2800	2016/06/17	100,000,000	2015/09/02
63616	J P Morgan SP BV	CSOP A50 ETF R Bull CBBC Jul 2016 C	0.2500	8.5800	8.8800	2016/07/15	100,000,000	2015/09/02
63636	J P Morgan SP BV	A50 China R Bull CBBC Apr 2016 B	0.2500	8.5800	8.8800	2016/04/15	100,000,000	2015/09/02
63637	J P Morgan SP BV	A50 China R Bull CBBC May 2016 D	0.2500	8.0800	8.3800	2016/05/20	100,000,000	2015/09/02
63646	J P Morgan SP BV	A50 China R Bull CBBC Jun 2016 C	0.2500	7.5800	7.8800	2016/06/17	100,000,000	2015/09/02
63650	J P Morgan SP BV	A50 China R Bear CBBC Jul 2016 B	0.2500	11.1800	10.8800	2016/07/15	100,000,000	2015/09/02
63652	J P Morgan SP BV	A50 China R Bear CBBC Aug 2016 B	0.2500	10.5800	10.2800	2016/08/12	100,000,000	2015/09/02
63657	J P Morgan SP BV	HKEx R Bull CBBC Nov 2016 C	0.2500	167.88 per 100 units	174.88 per 100 units	2016/11/18	100,000,000	2015/09/02
63669	J P Morgan SP BV	HKEx R Bull CBBC Dec 2016 B	0.2500	155.88 per 100 units	162.88 per 100 units	2016/12/16	100,000,000	2015/09/02
63485	J P Morgan SP BV	HSCEI R Bull CBBC Aug 2016 E	0.2500	8,600 per 10,000 units	8,800 per 10,000 units	2016/08/30	100,000,000	2015/09/02
63492	J P Morgan SP BV	HSCEI R Bull CBBC Mar 2017 A	0.2500	7,300 per 10,000 units	7,500 per 10,000 units	2017/03/30	100,000,000	2015/09/02
63497	J P Morgan SP BV	HSCEI R Bear CBBC Apr 2016 N	0.2500	10,200 per 10,000 units	10,000 per 10,000 units	2016/04/28	100,000,000	2015/09/02
63425	J P Morgan SP BV	HSI R Bull CBBC Mar 2016 W	0.2500	20,900 per 10,000 units	21,100 per 10,000 units	2016/03/30	200,000,000	2015/09/02
63424	J P Morgan SP BV	HSI R Bull CBBC Apr 2016 Y	0.2500	21,188 per 10,000 units	21,388 per 10,000 units	2016/04/28	200,000,000	2015/09/02
63428	J P Morgan SP BV	HSI R Bull CBBC May 2016 O	0.2500	20,588 per 10,000 units	20,788 per 10,000 units	2016/05/30	200,000,000	2015/09/02
63429	J P Morgan SP BV	HSI R Bull CBBC Aug 2016 J	0.2500	20,288 per 10,000 units	20,488 per 10,000 units	2016/08/30	200,000,000	2015/09/02
63434	J P Morgan SP BV	HSI R Bull CBBC Oct 2016 F	0.2500	19,988 per 10,000 units	20,188 per 10,000 units	2016/10/28	200,000,000	2015/09/02
63435	J P Morgan SP BV	HSI R Bull CBBC Dec 2016 D	0.2500	19,688 per 10,000 units	19,888 per 10,000 units	2016/12/29	200,000,000	2015/09/02
63436	J P Morgan SP BV	HSI R Bull CBBC Jul 2017 A	0.5500	16,300 per 10,000 units	16,500 per 10,000 units	2017/07/28	200,000,000	2015/09/02
63691	J P Morgan SP BV	HSI R Bear CBBC Jan 2016 X	0.2500	21,281 per 10,000 units	21,081 per 10,000 units	2016/01/28	200,000,000	2015/09/02
63700	J P Morgan SP BV	HSI R Bear CBBC Jan 2016 Y	0.2500	21,588 per 10,000 units	21,388 per 10,000 units	2016/01/28	200,000,000	2015/09/02
63706	J P Morgan SP BV	HSI R Bear CBBC Jan 2016 Z	0.2500	21,800 per 10,000 units	21,600 per 10,000 units	2016/01/28	200,000,000	2015/09/02
63720	J P Morgan SP BV	HSI R Bear CBBC Feb 2016 T	0.2500	22,100 per 10,000 units	21,900 per 10,000 units	2016/02/26	200,000,000	2015/09/02
63725	J P Morgan SP BV	HSI R Bear CBBC Feb 2016 U	0.2500	22,400 per 10,000 units	22,200 per 10,000 units	2016/02/26	200,000,000	2015/09/02
63679	J P Morgan SP BV	Ping An R Bull CBBC Nov 2016 A	0.2500	31.38 per 100 units	32.88 per 100 units	2016/11/18	100,000,000	2015/09/02
63653	J P Morgan SP BV	Tencent R Bull CBBC Oct 2016 A	0.2500	113.88 per 100 units	116.88 per 100 units	2016/10/14	100,000,000	2015/09/02
63680	J P Morgan SP BV	Tencent R Bull CBBC Nov 2016 A	0.2500	120.88 per 100 units	123.88 per 100 units	2016/11/18	100,000,000	2015/09/02
63654	J P Morgan SP BV	Tencent R Bear CBBC Jul 2016 A	0.2500	141.88 per 100 units	138.88 per 100 units	2016/07/15	100,000,000	2015/09/02
63404	Standard Chartered Bank	HSI R Bull CBBC Jul 2016 I	0.2500	20,480 per 20,000 units	20,780 per 20,000 units	2016/07/28	150,000,000	2015/09/02
63408	Standard Chartered Bank	HSI R Bull CBBC Jul 2016 J	0.2500	20,280 per 10,000 units	20,480 per 10,000 units	2016/07/28	100,000,000	2015/09/02
63415	Standard Chartered Bank	HSI R Bull CBBC Jul 2016 K	0.2500	19,480 per 20,000 units	19,780 per 20,000 units	2016/07/28	150,000,000	2015/09/02
63417	Standard Chartered Bank	HSI R Bull CBBC Aug 2016 F	0.2500	19,080 per 20,000 units	19,380 per 20,000 units	2016/08/30	150,000,000	2015/09/02
63422	Standard Chartered Bank	HSI R Bear CBBC Jan 2016 O	0.2500	21,680 per 10,000 units	21,480 per 10,000 units	2016/01/28	100,000,000	2015/09/02
63450	SGA Societe Generale Acceptance N.V.	HSI R Bull CBBC Jun16 J	0.2500	21,208 per 10,000 units	21,408 per 10,000 units	2016/06/29	200,000,000	2015/09/02
63451	SGA Societe Generale Acceptance N.V.	HSI R Bear CBBC Apr16 J	0.2500	21,888 per 10,000 units	21,688 per 10,000 units	2016/04/28	200,000,000	2015/09/02
63453	SGA Societe Generale Acceptance N.V.	HSI R Bear CBBC Apr16 K	0.2500	22,288 per 10,000 units	22,088 per 10,000 units	2016/04/28	200,000,000	2015/09/02
63454	SGA Societe Generale Acceptance N.V.	HSI R Bear CBBC Apr16 L	0.2500	22,888 per 10,000 units	22,688 per 10,000 units	2016/04/28	200,000,000	2015/09/02
63518	UBS AG	HSI R Bull CBBC Jun 2016 V	0.2500	20,700 per 10,000 units	20,900 per 10,000 units	2016/06/29	200,000,000	2015/09/02
63539	UBS AG	HSI R Bull CBBC Jun 2016 W	0.2500	20,350 per 12,000 units	20,550 per 12,000 units	2016/06/29	200,000,000	2015/09/02
63513	UBS AG	HSI R Bull CBBC Jul 2016 Z	0.2500	20,850 per 12,000 units	21,050 per 12,000 units	2016/07/28	200,000,000	2015/09/02
63511	UBS AG	HSI R Bull CBBC Sep 2016 J	0.2500	21,000 per 10,000 units	21,200 per 10,000 units	2016/09/29	200,000,000	2015/09/02
63536	UBS AG	HSI R Bull CBBC Sep 2016 K	0.2500	20,500 per 12,000 units	20,750 per 12,000 units	2016/09/29	200,000,000	2015/09/02
63540	UBS AG	HSI R Bear CBBC Mar 2016 C	0.2500	21,650 per 12,000 units	21,450 per 12,000 units	2016/03/30	200,000,000	2015/09/02

Newly listed callable bull/bear contracts (continued)

Code	Issuer	Name of issue	Issue prices (HK\$)	Strike price (HKD) / Strike level per 10 units	Call price (HKD) / Call level per 10 units	Expiry date	No. of issue (units)	Listing date
63541	UBS AG	HSI R Bear CBBC Mar 2016 D	0.2500	21,300 per 10,000 units	21,100 per 10,000 units	2016/03/30	200,000,000	2015/09/02
63542	UBS AG	HSI R Bear CBBC Mar 2016 E	0.2500	21,900 per 12,000 units	21,650 per 12,000 units	2016/03/30	200,000,000	2015/09/02
63543	UBS AG	HSI R Bear CBBC Mar 2016 F	0.2500	22,300 per 10,000 units	22,100 per 10,000 units	2016/03/30	200,000,000	2015/09/02
63959	BNP Paribas Arbit Issu B.V.	CSOP A50 ETF R Bull CBBC Mar16F	0.2500	10.20 per units	10.50 per units	2016/03/31	100,000,000	2015/09/04
63970	BNP Paribas Arbit Issu B.V.	A50 Ch R Bull CBBC Mar 2016 E	0.2500	8.70 per units	9 per units	2016/03/31	100,000,000	2015/09/04
63934	BNP Paribas Arbit Issu B.V.	HSCEI R Bull CBBC Dec 2016 D	0.2500	9,200 per 10,000 units	9,400 per 10,000 units	2016/12/29	100,000,000	2015/09/04
63940	BNP Paribas Arbit Issu B.V.	HSCEI R Bear CBBC Apr 2016 E	0.2500	10,600 per 10,000 units	10,400 per 10,000 units	2016/04/28	100,000,000	2015/09/04
63925	BNP Paribas Arbit Issu B.V.	HSI R Bull CBBC Nov 2016 F	0.2500	21,500 per 10,000 units	21,700 per 10,000 units	2016/11/29	250,000,000	2015/09/04
63918	Credit Suisse AG	HSI R Bull CBBC Feb 2016 O	0.2500	21,588 per 12,000 units	21,838 per 12,000 units	2016/02/26	200,000,000	2015/09/04
63917	Credit Suisse AG	HSI R Bull CBBC Mar 2016 R	0.2500	21,500 per 10,000 units	21,700 per 10,000 units	2016/03/30	200,000,000	2015/09/04
63914	Credit Suisse AG	HSI R Bull CBBC Apr 2016 X	0.2500	21,125 per 10,000 units	21,325 per 10,000 units	2016/04/28	200,000,000	2015/09/04
63881	Credit Suisse AG	HSI R Bear CBBC Mar 2016 U	0.2500	21,775 per 10,000 units	21,575 per 10,000 units	2016/03/30	200,000,000	2015/09/04
63882	Credit Suisse AG	HSI R Bear CBBC Mar 2016 V	0.2500	22,150 per 10,000 units	21,950 per 10,000 units	2016/03/30	200,000,000	2015/09/04
63877	Credit Suisse AG	HSI R Bear CBBC May 2016 K	0.2500	21,350 per 10,000 units	21,150 per 10,000 units	2016/05/30	200,000,000	2015/09/04
63879	Credit Suisse AG	HSI R Bear CBBC May 2016 L	0.2500	21,525 per 10,000 units	21,325 per 10,000 units	2016/05/30	200,000,000	2015/09/04
63890	Credit Suisse AG	HSI R Bear CBBC May 2016 M	0.2500	22,400 per 10,000 units	22,200 per 10,000 units	2016/05/30	200,000,000	2015/09/04
63875	Bank of East Asia	China Comm Constr R Bull CBBC Dec 2016 A	0.2500	7.08 per units	7.88 per units	2016/12/16	40,000,000	2015/09/04
63857	Bank of East Asia	CKH R Bull CBBC Dec 2016 A	0.2500	80.88 per units	84.88 per units	2016/12/30	40,000,000	2015/09/04
63872	Bank of East Asia	Sinopec Corp R Bull CBBC Dec 2016 A	0.2500	3.78 per units	4.08 per units	2016/12/30	40,000,000	2015/09/04
63874	Bank of East Asia	Haitong Sec R Bull CBBC Dec 2016 E	0.3500	8 per units	8.88 per units	2016/12/08	30,000,000	2015/09/04
63873	Bank of East Asia	PetCh R Bull CBBC Dec 2016 A	0.2500	4.88 per units	5.18 per units	2016/12/30	40,000,000	2015/09/04
63776	HK Bank	AIA R Bull CBBC Sep 2016 E	0.3300	39.08 per units	40.08 per units	2016/09/26	60,000,000	2015/09/04
63794	HK Bank	China Life R Bull CBBC Aug 2016 B	0.3900	20.88 per units	21.48 per units	2016/08/29	60,000,000	2015/09/04
63768	HK Bank	CSOP A50 ETF R Bull CBBC Jun 2016 E	0.2500	9.63 per units	9.78 per units	2016/06/13	100,000,000	2015/09/04
63795	HK Bank	CSOP A50 ETF R Bull CBBC Jun 2016 F	0.2500	9.13 per units	9.28 per units	2016/06/27	100,000,000	2015/09/04
63796	HK Bank	CSOP A50 ETF R Bear CBBC Aug 2016 D	0.2500	12.33 per units	12.18 per units	2016/08/01	40,000,000	2015/09/04
63798	HK Bank	A50 R Bull CBBC Oct 2016 B	0.3200	6.13 per units	6.28 per units	2016/10/24	100,000,000	2015/09/04
63812	HK Bank	A50 R Bull CBBC Oct 2016 C	0.2500	8.33 per units	8.48 per units	2016/10/17	100,000,000	2015/09/04
63762	HK Bank	HSCEI R Bull CBBC Oct 2016 F	0.3100	6,398 per 10,000 units	6,598 per 10,000 units	2016/10/28	100,000,000	2015/09/04
63752	HK Bank	HSI R Bull CBBC Sep 2016 L	0.2500	20,298 per 15,000 units	20,498 per 15,000 units	2016/09/29	150,000,000	2015/09/04
63751	HK Bank	HSI R Bull CBBC Oct 2016 G	0.2500	20,698 per 15,000 units	20,898 per 15,000 units	2016/10/28	150,000,000	2015/09/04
63753	HK Bank	HSI R Bull CBBC Oct 2016 H	0.2500	19,998 per 15,000 units	20,198 per 15,000 units	2016/10/28	150,000,000	2015/09/04
63737	HK Bank	HSI R Bear CBBC Aug 2016 E	0.2500	21,398 per 15,000 units	21,198 per 15,000 units	2016/08/30	150,000,000	2015/09/04
63775	HK Bank	PetCh R Bull CBBC Dec 2016 B	0.2500	4.23 per units	4.58 per units	2016/12/12	60,000,000	2015/09/04
63781	HK Bank	Ping An R Bear CBBC Oct 2016 B	0.2500	40.88 per units	39.88 per units	2016/10/31	40,000,000	2015/09/04
63830	HK Bank	TCH R Bull CBBC Jun 2016 G	0.2500	122.88 per units	124.88 per units	2016/06/27	100,000,000	2015/09/04
64147	J P Morgan SP BV	CSOP A50 ETF R Bull CBBC Apr 2016 E	0.2500	9.28 per units	10.28 per units	2016/04/15	100,000,000	2015/09/04
64150	J P Morgan SP BV	CSOP A50 ETF R Bull CBBC Aug 2016 C	0.2500	10.58 per units	10.88 per units	2016/08/19	100,000,000	2015/09/04
64151	J P Morgan SP BV	A50 China R Bull CBBC Jul 2016 C	0.2500	9.58 per units	9.88 per units	2016/07/15	100,000,000	2015/09/04
64096	J P Morgan SP BV	HSI R Bull CBBC Mar 2016 D	0.2500	21,600 per 10,000 units	21,800 per 10,000 units	2016/03/30	200,000,000	2015/09/04
64112	J P Morgan SP BV	HSI R Bull CBBC Mar 2016 X	0.2500	21,300 per 10,000 units	21,500 per 10,000 units	2016/03/30	200,000,000	2015/09/04
64119	J P Morgan SP BV	HSI R Bull CBBC Jul 2016 J	0.2500	20,988 per 10,000 units	21,188 per 10,000 units	2016/07/28	200,000,000	2015/09/04
64146	J P Morgan SP BV	HSI R Bull CBBC Sep 2016 F	0.2500	20,388 per 10,000 units	20,588 per 10,000 units	2016/09/29	200,000,000	2015/09/04

Newly listed callable bull/bear contracts (continued)

Code	Issuer	Name of issue	Issue prices (HK\$)	Strike price (HKD) / Strike level per 10 units	Call price (HKD) / Call level per 10 units	Expiry date	No. of issue (units)	Listing date
64138	J P Morgan SP BV	HSI R Bull CBBC Nov 2016 E	0.2500	20,688 per 10,000 units	20,888 per 10,000 units	2016/11/29	200,000,000	2015/09/04
63851	J P Morgan SP BV	HSI R Bear CBBC Jan 2016 E	0.2500	21,988 per 10,000 units	21,788 per 10,000 units	2016/01/28	200,000,000	2015/09/04
64075	J P Morgan SP BV	HSI R Bear CBBC Jan 2016 F	0.2500	22,588 per 10,000 units	22,388 per 10,000 units	2016/01/28	200,000,000	2015/09/04
64074	J P Morgan SP BV	HSI R Bear CBBC Jan 2016 G	0.2500	22,288 per 10,000 units	22,088 per 10,000 units	2016/01/28	200,000,000	2015/09/04
64079	J P Morgan SP BV	HSI R Bear CBBC Jan 2016 H	0.2500	22,888 per 10,000 units	22,688 per 10,000 units	2016/01/28	200,000,000	2015/09/04
63849	J P Morgan SP BV	HSI R Bear CBBC Feb 2016 V	0.2500	21,300 per 10,000 units	21,100 per 10,000 units	2016/02/26	200,000,000	2015/09/04
63850	J P Morgan SP BV	HSI R Bear CBBC Feb 2016 W	0.2500	21,688 per 10,000 units	21,488 per 10,000 units	2016/02/26	200,000,000	2015/09/04
64082	J P Morgan SP BV	HSI R Bear CBBC Feb 2016 X	0.2500	23,188 per 10,000 units	22,988 per 10,000 units	2016/02/26	200,000,000	2015/09/04
64169	J P Morgan SP BV	Ping An R Bull CBBC Sep 2016 B	0.2500	35.38 per units	36.88 per units	2016/09/15	100,000,000	2015/09/04
64164	J P Morgan SP BV	Ping An R Bull CBBC Oct 2016 C	0.2500	33.38 per units	34.88 per units	2016/10/14	100,000,000	2015/09/04
64162	J P Morgan SP BV	Tencent R Bull CBBC Jul 2016 D	0.2500	125.88 per units	128.88 per units	2016/07/15	100,000,000	2015/09/04
63846	Standard Chartered Bank	HSI R Bull CBBC Jul 2016 L	0.2500	20,480 per 10,000 units	20,680 per 10,000 units	2016/07/28	100,000,000	2015/09/04
63852	Standard Chartered Bank	HSI R Bull CBBC Jul 2016 M	0.2500	21,280 per 20,000 units	21,580 per 20,000 units	2016/07/28	150,000,000	2015/09/04
63847	Standard Chartered Bank	HSI R Bull CBBC Aug 2016 G	0.2500	19,280 per 10,000 units	19,480 per 10,000 units	2016/08/30	100,000,000	2015/09/04
63831	Standard Chartered Bank	HSI R Bear CBBC Feb 2016 B	0.2500	23,080 per 10,000 units	22,880 per 10,000 units	2016/02/26	100,000,000	2015/09/04
63833	Standard Chartered Bank	HSI R Bear CBBC Feb 2016 C	0.2500	22,080 per 20,000 units	21,780 per 20,000 units	2016/02/26	150,000,000	2015/09/04
63853	SGA Societe Generale Acceptance N.V.	HSI R Bull CBBC May16 Y	0.2500	21,408 per 10,000 units	21,508 per 10,000 units	2016/05/30	200,000,000	2015/09/04
63921	SGA Societe Generale Acceptance N.V.	HSI R Bull CBBC May16 Z	0.2500	21,608 per 10,000 units	21,708 per 10,000 units	2016/05/30	200,000,000	2015/09/04
63854	SGA Societe Generale Acceptance N.V.	HSI R Bear CBBC May16 B	0.2500	21,738 per 10,000 units	21,638 per 10,000 units	2016/05/30	200,000,000	2015/09/04
63855	SGA Societe Generale Acceptance N.V.	HSI R Bear CBBC May16 C	0.2500	22,038 per 10,000 units	21,938 per 10,000 units	2016/05/30	200,000,000	2015/09/04
64071	UBS AG	CAM CSI300 R Bull CBBC Sep 2016 B	0.2500	31.38 per units	32.88 per units	2016/09/12	100,000,000	2015/09/04
64063	UBS AG	CSOP A50 ETF R Bull CBBC Mar 2016 D	0.2500	9.20 per units	9.50 per units	2016/03/14	50,000,000	2015/09/04
64070	UBS AG	A50 China R Bull CBBC Mar 2016 F	0.2700	7.30 per units	7.50 per units	2016/03/21	50,000,000	2015/09/04
64045	UBS AG	HSI R Bull CBBC May 2016 W	0.2500	20,000 per 12,000 units	20,250 per 12,000 units	2016/05/30	200,000,000	2015/09/04
64021	UBS AG	HSI R Bull CBBC Jun 2016 M	0.2500	20,250 per 10,000 units	20,450 per 10,000 units	2016/06/29	200,000,000	2015/09/04
64061	UBS AG	HSI R Bull CBBC Jul 2016 F	0.2500	19,850 per 12,000 units	20,050 per 12,000 units	2016/07/28	200,000,000	2015/09/04
63990	UBS AG	HSI R Bull CBBC Jul 2016 J	0.2500	21,600 per 10,000 units	21,800 per 10,000 units	2016/07/28	200,000,000	2015/09/04
63992	UBS AG	HSI R Bull CBBC Jul 2016 K	0.2500	21,250 per 10,000 units	21,450 per 10,000 units	2016/07/28	200,000,000	2015/09/04
64020	UBS AG	HSI R Bull CBBC Jul 2016 M	0.2500	20,450 per 10,000 units	20,650 per 10,000 units	2016/07/28	200,000,000	2015/09/04
63998	UBS AG	HSI R Bull CBBC Aug 2016 O	0.2500	20,750 per 10,000 units	20,950 per 10,000 units	2016/08/30	200,000,000	2015/09/04
63971	UBS AG	HSI R Bear CBBC Mar 2016 G	0.2500	21,400 per 10,000 units	21,200 per 10,000 units	2016/03/30	200,000,000	2015/09/04
63972	UBS AG	HSI R Bear CBBC Mar 2016 H	0.2500	22,050 per 12,000 units	21,850 per 12,000 units	2016/03/30	200,000,000	2015/09/04
63977	UBS AG	HSI R Bear CBBC Mar 2016 I	0.2500	22,500 per 10,000 units	22,300 per 10,000 units	2016/03/30	200,000,000	2015/09/04
63988	UBS AG	HSI R Bear CBBC Mar 2016 J	0.2500	23,100 per 10,000 units	22,900 per 10,000 units	2016/03/30	200,000,000	2015/09/04
64072	UBS AG	Ping An R Bull CBBC Nov 2016 C	0.2500	30.50 per units	32.50 per units	2016/11/14	100,000,000	2015/09/04
64299	BNP Paribas Arbit Issu B.V.	HKEx R Bull CBBC Sep 2016 A	0.2500	170 per 100 units	175 per 100 units	2016/09/30	40,000,000	2015/09/07
64265	BNP Paribas Arbit Issu B.V.	HSI R Bull CBBC Dec 2016 N	0.2500	21,400 per 10,000 units	21,600 per 10,000 units	2016/12/29	250,000,000	2015/09/07
64270	BNP Paribas Arbit Issu B.V.	HSI R Bull CBBC Dec 2016 O	0.2500	21,600 per 10,000 units	21,800 per 10,000 units	2016/12/29	250,000,000	2015/09/07
64290	BNP Paribas Arbit Issu B.V.	HSI R Bear CBBC Mar 2016 Y	0.2500	22,500 per 10,000 units	22,300 per 10,000 units	2016/03/30	200,000,000	2015/09/07
64292	BNP Paribas Arbit Issu B.V.	HSI R Bear CBBC Apr 2016 S	0.2500	22,600 per 10,000 units	22,400 per 10,000 units	2016/04/28	200,000,000	2015/09/07
64301	BNP Paribas Arbit Issu B.V.	Ping An R Bull CBBC Dec 2016 A	0.2500	34 per 100 units	35 per 100 units	2016/12/30	68,000,000	2015/09/07
64308	Credit Suisse AG	HSCEI R Bull CBBC Mar 2016 I	0.2500	9,500 per 10,000 units	9,700 per 10,000 units	2016/03/30	108,000,000	2015/09/07
64307	Credit Suisse AG	HSCEI R Bull CBBC May 2016 A	0.2500	9,200 per 10,000 units	9,400 per 10,000 units	2016/05/30	108,000,000	2015/09/07

Newly listed callable bull/bear contracts (continued)

Code	Issuer	Name of issue	Issue prices (HK\$)	Strike price (HKD) / Strike level per 10 units	Call price (HKD) / Call level per 10 units	Expiry date	No. of issue (units)	Listing date
64346	Credit Suisse AG	HSI R Bull CBBC Feb 2016 U	0.2500	21,698 per 12,000 units	21,948 per 12,000 units	2016/02/26	200,000,000	2015/09/07
64339	Credit Suisse AG	HSI R Bull CBBC Mar 2016 S	0.2500	21,650 per 10,000 units	21,850 per 10,000 units	2016/03/30	200,000,000	2015/09/07
64336	Credit Suisse AG	HSI R Bull CBBC Apr 2016 A	0.2500	21,425 per 10,000 units	21,625 per 10,000 units	2016/04/28	200,000,000	2015/09/07
64335	Credit Suisse AG	HSI R Bear CBBC Feb 2016 H	0.2500	22,225 per 10,000 units	22,025 per 10,000 units	2016/02/26	200,000,000	2015/09/07
64321	Credit Suisse AG	HSI R Bear CBBC Apr 2016 T	0.2500	22,650 per 10,000 units	22,450 per 10,000 units	2016/04/28	200,000,000	2015/09/07
64327	Credit Suisse AG	HSI R Bear CBBC Apr 2016 U	0.2500	22,450 per 10,000 units	22,250 per 10,000 units	2016/04/28	200,000,000	2015/09/07
64354	Credit Suisse AG	HSI R Bear CBBC Apr 2016 V	0.2500	22,025 per 10,000 units	21,825 per 10,000 units	2016/04/28	200,000,000	2015/09/07
64357	Credit Suisse AG	HSI R Bear CBBC May 2016 N	0.2500	21,863 per 12,000 units	21,613 per 12,000 units	2016/05/30	200,000,000	2015/09/07
64206	HK Bank	CITIC Sec R Bull CBBC Sep 2016 B	0.4500	13.0800	15.0800	2016/09/26	60,000,000	2015/09/07
64198	HK Bank	CNOOC R Bull CBBC Oct 2016 C	0.2500	8.6800	9.1800	2016/10/26	60,000,000	2015/09/07
64203	HK Bank	CNOOC R Bull CBBC Nov 2016 C	0.2500	8.0800	8.5800	2016/11/14	60,000,000	2015/09/07
64210	HK Bank	CSOP A50 ETF R Bull CBBC Jul 2016 E	0.2500	10.6300	10.7800	2016/07/11	100,000,000	2015/09/07
64211	HK Bank	A50 R Bull CBBC Aug 2016 D	0.2500	8.9300	9.0800	2016/08/15	100,000,000	2015/09/07
64216	HK Bank	A50 R Bull CBBC Oct 2016 D	0.2500	9.2300	9.3800	2016/10/17	100,000,000	2015/09/07
64172	HK Bank	HKEx R Bull CBBC Oct 2016 I	0.2500	175.88 per 100 units	178.88 per 100 units	2016/10/17	100,000,000	2015/09/07
64196	HK Bank	HSCEI R Bull CBBC Sep 2016 E	0.2500	9,198 per 10,000 units	9,398 per 10,000 units	2016/09/29	100,000,000	2015/09/07
64177	HK Bank	HSI R Bull CBBC Jul 2016 V	0.2500	20,518 per 10,000 units	20,718 per 10,000 units	2016/07/28	150,000,000	2015/09/07
64180	HK Bank	HSI R Bear CBBC Jul 2016 F	0.2500	22,518 per 10,000 units	22,318 per 10,000 units	2016/07/28	100,000,000	2015/09/07
64243	J P Morgan SP BV	CSOP A50 ETF R Bull CBBC Jul 2016 D	0.2500	10.9800	11.2800	2016/07/15	100,000,000	2015/09/07
64246	J P Morgan SP BV	A50 China R Bull CBBC Jun 2016 D	0.2500	8.9800	9.2800	2016/06/17	100,000,000	2015/09/07
64248	J P Morgan SP BV	HKEx R Bull CBBC Oct 2016 D	0.2500	175.88 per 100 units	182.88 per 100 units	2016/10/14	100,000,000	2015/09/07
64241	J P Morgan SP BV	HSCEI R Bull CBBC Jun 2016 E	0.2500	9,600 per 10,000 units	9,800 per 10,000 units	2016/06/29	100,000,000	2015/09/07
64363	J P Morgan SP BV	HSI R Bull CBBC Mar 2016 Y	0.2500	21,700 per 10,000 units	21,900 per 10,000 units	2016/03/30	200,000,000	2015/09/07
64365	J P Morgan SP BV	HSI R Bull CBBC Apr 2016 Z	0.2500	21,400 per 10,000 units	21,600 per 10,000 units	2016/04/28	200,000,000	2015/09/07
64367	J P Morgan SP BV	HSI R Bull CBBC Feb 2017 C	0.2500	20,088 per 10,000 units	20,288 per 10,000 units	2017/02/27	200,000,000	2015/09/07
64368	J P Morgan SP BV	HSI R Bull CBBC Mar 2017 C	0.2500	19,788 per 10,000 units	19,988 per 10,000 units	2017/03/30	200,000,000	2015/09/07
64218	J P Morgan SP BV	HSI R Bear CBBC Feb 2016 Y	0.2500	22,088 per 10,000 units	21,888 per 10,000 units	2016/02/26	200,000,000	2015/09/07
64221	J P Morgan SP BV	HSI R Bear CBBC Feb 2016 Z	0.2500	22,388 per 10,000 units	22,188 per 10,000 units	2016/02/26	200,000,000	2015/09/07
64222	J P Morgan SP BV	HSI R Bear CBBC Mar 2016 A	0.2500	22,688 per 10,000 units	22,488 per 10,000 units	2016/03/30	200,000,000	2015/09/07
64223	J P Morgan SP BV	HSI R Bear CBBC Mar 2016 B	0.2500	22,988 per 10,000 units	22,788 per 10,000 units	2016/03/30	200,000,000	2015/09/07
64303	Standard Chartered Bank	HKEx R Bull CBBC Jun 2016 C	0.2500	164.88 per 100 units	172.88 per 100 units	2016/06/27	50,000,000	2015/09/07
64224	Standard Chartered Bank	HSCEI R Bear CBBC Feb 2016 A	0.2500	10,680 per 10,000 units	10,480 per 10,000 units	2016/02/26	100,000,000	2015/09/07
64229	Standard Chartered Bank	HSI R Bull CBBC Jul 2016 N	0.2500	21,480 per 20,000 units	21,780 per 20,000 units	2016/07/28	150,000,000	2015/09/07
64232	Standard Chartered Bank	HSI R Bull CBBC Jul 2016 O	0.2500	20,680 per 20,000 units	20,980 per 20,000 units	2016/07/28	150,000,000	2015/09/07
64227	Standard Chartered Bank	HSI R Bear CBBC Feb 2016 D	0.2500	22,680 per 10,000 units	22,480 per 10,000 units	2016/02/26	100,000,000	2015/09/07
64228	Standard Chartered Bank	HSI R Bear CBBC Feb 2016 E	0.2500	23,680 per 20,000 units	23,380 per 20,000 units	2016/02/26	150,000,000	2015/09/07
64235	SGA Societe Generale Acceptance N.V.	HSI R Bull CBBC May16 B	0.2500	21,808 per 10,000 units	21,908 per 10,000 units	2016/05/30	200,000,000	2015/09/07
64238	SGA Societe Generale Acceptance N.V.	HSI R Bear CBBC May16 D	0.2500	22,238 per 10,000 units	22,138 per 10,000 units	2016/05/30	200,000,000	2015/09/07
64239	SGA Societe Generale Acceptance N.V.	HSI R Bear CBBC May16 E	0.2500	22,488 per 10,000 units	22,388 per 10,000 units	2016/05/30	200,000,000	2015/09/07
64359	SGA Societe Generale Acceptance N.V.	HSI R Bear CBBC May16 F	0.2500	21,838 per 10,000 units	21,738 per 10,000 units	2016/05/30	200,000,000	2015/09/07
64306	UBS AG	HSI R Bull CBBC Jun 2016 D	0.2500	21,500 per 12,000 units	21,750 per 12,000 units	2016/06/29	200,000,000	2015/09/07
64305	UBS AG	HSI R Bull CBBC Jun 2016 X	0.2500	21,700 per 10,000 units	21,900 per 10,000 units	2016/06/29	200,000,000	2015/09/07
64513	BNP Paribas Arbit Issu B.V.	HSCEI R Bear CBBC Mar 2016 E	0.2500	10,400 per 10,000 units	10,200 per 10,000 units	2016/03/30	100,000,000	2015/09/08

Newly listed callable bull/bear contracts (continued)

Code	Issuer	Name of issue	Issue prices (HK\$)	Strike price (HKD) / Strike level per 10 units	Call price (HKD) / Call level per 10 units	Expiry date	No. of issue (units)	Listing date
64510	BNP Paribas Arbit Issu B.V.	HSI R Bull CBBC Dec 2016 A	0.2500	21,200 per 10,000 units	21,400 per 10,000 units	2016/12/29	250,000,000	2015/09/08
64511	BNP Paribas Arbit Issu B.V.	HSI R Bear CBBC Mar 2016 Z	0.2500	21,900 per 10,000 units	21,700 per 10,000 units	2016/03/30	200,000,000	2015/09/08
64518	Credit Suisse AG	HSI R Bull CBBC May 2016 S	0.2500	21,250 per 10,000 units	21,450 per 10,000 units	2016/05/30	200,000,000	2015/09/08
64539	Credit Suisse AG	HSI R Bull CBBC May 2016 T	0.2500	21,420 per 12,000 units	21,670 per 12,000 units	2016/05/30	200,000,000	2015/09/08
64523	Credit Suisse AG	HSI R Bear CBBC Feb 2016 R	0.2500	21,800 per 10,000 units	21,600 per 10,000 units	2016/02/26	200,000,000	2015/09/08
64524	Credit Suisse AG	HSI R Bear CBBC Feb 2016 S	0.2500	21,650 per 10,000 units	21,450 per 10,000 units	2016/02/26	200,000,000	2015/09/08
64453	HK Bank	China Life R Bull CBBC Aug 2016 C	0.3500	23.7800	24.3800	2016/08/08	60,000,000	2015/09/08
64465	HK Bank	CNOOC R Bull CBBC Dec 2016 D	0.2500	7.5800	8.0800	2016/12/08	60,000,000	2015/09/08
64466	HK Bank	CNOOC R Bear CBBC Dec 2016 A	0.2500	11.1800	10.6800	2016/12/08	40,000,000	2015/09/08
64400	HK Bank	Sinopec Corp R Bull CBBC Dec 2016 C	0.2500	4.4300	4.7300	2016/12/08	80,000,000	2015/09/08
64382	HK Bank	PetCh R Bear CBBC Dec 2016 A	0.2500	7.8300	7.4800	2016/12/08	40,000,000	2015/09/08
64491	J P Morgan SP BV	HSI R Bull CBBC Aug 2016 K	0.2500	21,388 per 10,000 units	21,588 per 10,000 units	2016/08/30	200,000,000	2015/09/08
64736	J P Morgan SP BV	HSI R Bull CBBC Jan 2017 C	0.2500	19,888 per 10,000 units	20,088 per 10,000 units	2017/01/26	200,000,000	2015/09/08
64739	J P Morgan SP BV	HSI R Bear CBBC Dec 2015 Y	0.2500	21,900 per 10,000 units	21,700 per 10,000 units	2015/12/30	200,000,000	2015/09/08
64640	J P Morgan SP BV	HSI R Bear CBBC Jan 2016 T	0.2500	22,188 per 10,000 units	21,988 per 10,000 units	2016/01/28	200,000,000	2015/09/08
64672	J P Morgan SP BV	HSI R Bear CBBC Jan 2016 U	0.2500	22,488 per 10,000 units	22,288 per 10,000 units	2016/01/28	200,000,000	2015/09/08
64684	J P Morgan SP BV	HSI R Bear CBBC Mar 2016 C	0.2500	22,788 per 10,000 units	22,588 per 10,000 units	2016/03/30	200,000,000	2015/09/08
64733	J P Morgan SP BV	HSI R Bear CBBC Apr 2016 A	0.2500	23,088 per 10,000 units	22,888 per 10,000 units	2016/04/28	200,000,000	2015/09/08
64485	Standard Chartered Bank	CSOP A50 ETF R Bull CBBC Jun 2016C	0.2500	10.2800	10.5800	2016/06/27	50,000,000	2015/09/08
64490	Standard Chartered Bank	A50 China R Bull CBBC Jun 2016 D	0.2500	8.8800	9.1800	2016/06/20	50,000,000	2015/09/08
64480	Standard Chartered Bank	HSI R Bull CBBC Jul 2016 P	0.2500	21,080 per 10,000 units	21,280 per 10,000 units	2016/07/28	100,000,000	2015/09/08
64483	Standard Chartered Bank	HSI R Bull CBBC Jul 2016 Q	0.2500	20,080 per 20,000 units	20,380 per 20,000 units	2016/07/28	150,000,000	2015/09/08
64468	Standard Chartered Bank	HSI R Bear CBBC Feb 2016 F	0.2500	23,080 per 20,000 units	22,780 per 20,000 units	2016/02/26	150,000,000	2015/09/08
64478	Standard Chartered Bank	HSI R Bear CBBC Feb 2016 G	0.2500	22,080 per 10,000 units	21,880 per 10,000 units	2016/02/26	100,000,000	2015/09/08
64509	SGA Societe Generale Acceptance N.V.	CSA50 R Bull CBBC Feb17A	0.2500	9.8800	10.0800	2017/02/27	100,000,000	2015/09/08
64507	SGA Societe Generale Acceptance N.V.	CSA50 R Bull CBBC Apr17A	0.2900	8.4800	8.6800	2017/04/27	100,000,000	2015/09/08
64506	SGA Societe Generale Acceptance N.V.	A50 R Bull CBBC Apr16 B	0.2500	9.0800	9.2800	2016/04/28	100,000,000	2015/09/08
64499	SGA Societe Generale Acceptance N.V.	A50 R Bull CBBC Jun16 B	0.2500	8.6800	8.8800	2016/06/29	100,000,000	2015/09/08
64493	SGA Societe Generale Acceptance N.V.	A50 R Bull CBBC Aug16 B	0.2500	8.2800	8.4800	2016/08/30	100,000,000	2015/09/08
64492	SGA Societe Generale Acceptance N.V.	A50 R Bull CBBC Oct16 A	0.2500	7.8800	8.0800	2016/10/28	100,000,000	2015/09/08
64467	SGA Societe Generale Acceptance N.V.	HSI R Bull CBBC Jun16 K	0.2500	21,508 per 10,000 units	21,608 per 10,000 units	2016/06/29	200,000,000	2015/09/08
64516	SGA Societe Generale Acceptance N.V.	HSI R Bear CBBC May16 G	0.2500	21,638 per 10,000 units	21,538 per 10,000 units	2016/05/30	200,000,000	2015/09/08
64540	UBS AG	CC Bank R Bull CBBC Jul 2016 A	0.2500	4.8000	5.0000	2016/07/18	50,000,000	2015/09/08
64598	UBS AG	HSI R Bull CBBC Jul 2016 A	0.2500	21,450 per 10,000 units	21,650 per 10,000 units	2016/07/28	200,000,000	2015/09/08
64559	UBS AG	HSI R Bear CBBC Feb 2016 D	0.2500	21,800 per 10,000 units	21,600 per 10,000 units	2016/02/26	200,000,000	2015/09/08
64549	UBS AG	ICBC R Bull CBBC Aug 2016 A	0.2500	3.8000	4.0000	2016/08/22	50,000,000	2015/09/08
65080	BNP Paribas Arbit Issu B.V.	HSI R Bull CBBC Nov 2016 G	0.2500	21,100 per 10,000 units	21,300 per 10,000 units	2016/11/29	250,000,000	2015/09/09
65468	BNP Paribas Arbit Issu B.V.	HSI R Bear CBBC Mar 2016 A	0.2500	21,700 per 10,000 units	21,500 per 10,000 units	2016/03/30	200,000,000	2015/09/09
65466	BNP Paribas Arbit Issu B.V.	HSI R Bear CBBC Apr 2016 T	0.2500	21,600 per 10,000 units	21,400 per 10,000 units	2016/04/28	200,000,000	2015/09/09
65087	BNP Paribas Arbit Issu B.V.	Petroch R Bull CBBC Jan 2016 D	0.2500	5.4500	5.8000	2016/01/29	60,000,000	2015/09/09
65112	Credit Suisse AG	HSI R Bull CBBC Mar 2016 A	0.2500	21,150 per 10,000 units	21,350 per 10,000 units	2016/03/30	200,000,000	2015/09/09
65109	Credit Suisse AG	HSI R Bull CBBC Mar 2016 B	0.2500	21,300 per 10,000 units	21,500 per 10,000 units	2016/03/30	200,000,000	2015/09/09
65182	Credit Suisse AG	HSI R Bull CBBC Mar 2016 C	0.2500	21,050 per 10,000 units	21,250 per 10,000 units	2016/03/30	200,000,000	2015/09/09

Newly listed callable bull/bear contracts (continued)

Code	Issuer	Name of issue	Issue prices (HK\$)	Strike price (HKD) / Strike level per 10 units	Call price (HKD) / Call level per 10 units	Expiry date	No. of issue (units)	Listing date
65099	Credit Suisse AG	HSI R Bull CBBC Mar 2016 T	0.2500	21,450 per 10,000 units	21,650 per 10,000 units	2016/03/30	200,000,000	2015/09/09
65334	Credit Suisse AG	HSI R Bear CBBC Mar 2016 W	0.2500	21,600 per 10,000 units	21,400 per 10,000 units	2016/03/30	200,000,000	2015/09/09
65358	Credit Suisse AG	HSI R Bear CBBC Mar 2016 X	0.2500	21,450 per 10,000 units	21,250 per 10,000 units	2016/03/30	200,000,000	2015/09/09
65361	Credit Suisse AG	HSI R Bear CBBC Mar 2016 Y	0.2500	21,436 per 12,000 units	21,186 per 12,000 units	2016/03/30	200,000,000	2015/09/09
64840	HK Bank	CGN Power R Bull CBBC Dec 2016 B	0.2500	2.1300	2.3800	2016/12/21	40,000,000	2015/09/09
64816	HK Bank	CITIC Sec R Bull CBBC Oct 2016 A	0.5500	10.3800	12.3800	2016/10/31	60,000,000	2015/09/09
64773	HK Bank	A50 R Bear CBBC Jul 2016 C	0.2500	11.4300	11.2800	2016/07/11	50,000,000	2015/09/09
64810	HK Bank	HKEEx R Bull CBBC Nov 2016 C	0.2500	172.88 per 100 units	175.88 per 100 units	2016/11/14	100,000,000	2015/09/09
64766	HK Bank	Ping An R Bull CBBC Oct 2016 F	0.2500	35.08 per 100 units	36.08 per 100 units	2016/10/24	188,000,000	2015/09/09
64791	HK Bank	TCH R Bull CBBC Jul 2016 K	0.2500	124.88 per 100 units	126.88 per 100 units	2016/07/04	100,000,000	2015/09/09
64792	HK Bank	TCH R Bull CBBC Aug 2016 J	0.2500	114.88 per 100 units	116.88 per 100 units	2016/08/22	100,000,000	2015/09/09
64797	HK Bank	TCH R Bull CBBC Sep 2016 B	0.2500	110.88 per 100 units	112.88 per 100 units	2016/09/05	100,000,000	2015/09/09
65463	J P Morgan SP BV	A50 China R Bear CBBC Jun 2016 C	0.2500	10.1800	9.8800	2016/06/17	100,000,000	2015/09/09
65457	J P Morgan SP BV	HKEEx R Bear CBBC Apr 2016 A	0.2500	195.88 per 100 units	188.88 per 100 units	2016/04/15	100,000,000	2015/09/09
65451	J P Morgan SP BV	HSCEI R Bull CBBC Jul 2016 J	0.2500	9,300 per 10,000 units	9,500 per 10,000 units	2016/07/28	100,000,000	2015/09/09
65506	J P Morgan SP BV	HSCEI R Bear CBBC Mar 2016 D	0.2500	10,000 per 10,000 units	9,800 per 10,000 units	2016/03/30	100,000,000	2015/09/09
65510	J P Morgan SP BV	HSI R Bull CBBC Apr 2016 A	0.2500	20,850 per 10,000 units	21,050 per 10,000 units	2016/04/28	200,000,000	2015/09/09
64858	J P Morgan SP BV	HSI R Bull CBBC Jul 2016 K	0.2500	21,288 per 10,000 units	21,488 per 10,000 units	2016/07/28	200,000,000	2015/09/09
65511	J P Morgan SP BV	HSI R Bull CBBC Jul 2016 O	0.2500	20,550 per 10,000 units	20,750 per 10,000 units	2016/07/28	200,000,000	2015/09/09
65522	J P Morgan SP BV	HSI R Bull CBBC Nov 2016 F	0.2500	20,250 per 10,000 units	20,450 per 10,000 units	2016/11/29	200,000,000	2015/09/09
65524	J P Morgan SP BV	HSI R Bear CBBC Jan 2016 V	0.2500	21,400 per 10,000 units	21,200 per 10,000 units	2016/01/28	200,000,000	2015/09/09
65529	J P Morgan SP BV	HSI R Bear CBBC Jan 2016 W	0.2500	21,700 per 10,000 units	21,500 per 10,000 units	2016/01/28	200,000,000	2015/09/09
64893	Macquarie Bank Ltd.	HSI R Bull CBBC Mar 2016 A	0.2650	19,300 per 10,000 units	19,500 per 10,000 units	2016/03/30	40,000,000	2015/09/09
64961	Macquarie Bank Ltd.	HSI R Bull CBBC Mar 2016 B	0.2500	20,800 per 10,000 units	21,000 per 10,000 units	2016/03/30	40,000,000	2015/09/09
64972	Macquarie Bank Ltd.	HSI R Bull CBBC Mar 2016 C	0.2550	20,300 per 10,000 units	20,500 per 10,000 units	2016/03/30	40,000,000	2015/09/09
65063	Macquarie Bank Ltd.	HSI R Bull CBBC Mar 2016 D	0.2600	19,800 per 10,000 units	20,000 per 10,000 units	2016/03/30	40,000,000	2015/09/09
64895	Macquarie Bank Ltd.	HSI R Bear CBBC Mar 2016 A	0.2500	22,200 per 10,000 units	22,000 per 10,000 units	2016/03/30	40,000,000	2015/09/09
64921	Macquarie Bank Ltd.	HSI R Bear CBBC Mar 2016 B	0.2550	22,700 per 10,000 units	22,500 per 10,000 units	2016/03/30	40,000,000	2015/09/09
64938	Macquarie Bank Ltd.	HSI R Bear CBBC Mar 2016 C	0.2600	23,200 per 10,000 units	23,000 per 10,000 units	2016/03/30	40,000,000	2015/09/09
64951	Macquarie Bank Ltd.	HSI R Bear CBBC Mar 2016 D	0.2650	23,700 per 10,000 units	23,500 per 10,000 units	2016/03/30	40,000,000	2015/09/09
64854	Standard Chartered Bank	HSI R Bull CBBC Jul 2016 R	0.2500	21,280 per 10,000 units	21,480 per 10,000 units	2016/07/28	100,000,000	2015/09/09
64855	Standard Chartered Bank	HSI R Bull CBBC Aug 2016 H	0.2500	19,680 per 10,000 units	19,880 per 10,000 units	2016/08/30	100,000,000	2015/09/09
64856	Standard Chartered Bank	HSI R Bear CBBC Feb 2016 H	0.2500	22,680 per 20,000 units	22,380 per 20,000 units	2016/02/26	150,000,000	2015/09/09
64853	Standard Chartered Bank	Ping An R Bull CBBC Aug 2016 A	0.7500	31.8000	33.8000	2016/08/19	30,000,000	2015/09/09
64841	Standard Chartered Bank	TCH R Bear CBBC Jun 2016 A	0.2500	146.80 per 100 units	143.80 per 100 units	2016/06/06	50,000,000	2015/09/09
64859	SGA Societe Generale Acceptance N.V.	HSI R Bull CBBC Jul 16 I	0.2500	21,458 per 10,000 units	21,558 per 10,000 units	2016/07/28	200,000,000	2015/09/09
64866	SGA Societe Generale Acceptance N.V.	HSI R Bear CBBC Apr 16 M	0.2500	21,688 per 10,000 units	21,588 per 10,000 units	2016/04/28	200,000,000	2015/09/09
65365	SGA Societe Generale Acceptance N.V.	HSI R Bear CBBC May 16 H	0.2500	21,288 per 10,000 units	21,188 per 10,000 units	2016/05/30	200,000,000	2015/09/09
65437	SGA Societe Generale Acceptance N.V.	HSI R Bear CBBC May 16 I	0.2500	21,488 per 10,000 units	21,388 per 10,000 units	2016/05/30	200,000,000	2015/09/09
65472	UBS AG	HSI R Bull CBBC Jun 2016 I	0.2500	21,400 per 10,000 units	21,600 per 10,000 units	2016/06/29	200,000,000	2015/09/09
65484	UBS AG	HSI R Bull CBBC Jul 2016 N	0.2500	21,000 per 12,000 units	21,250 per 12,000 units	2016/07/28	200,000,000	2015/09/09
65474	UBS AG	HSI R Bull CBBC Aug 2016 P	0.2500	21,200 per 10,000 units	21,400 per 10,000 units	2016/08/30	200,000,000	2015/09/09
65493	UBS AG	HSI R Bear CBBC Jan 2016 E	0.2500	21,500 per 12,000 units	21,250 per 12,000 units	2016/01/28	200,000,000	2015/09/09

Newly listed callable bull/bear contracts (continued)

Code	Issuer	Name of issue	Issue prices (HK\$)	Strike price (HKD) / Strike level per 10 units	Call price (HKD) / Call level per 10 units	Expiry date	No. of issue (units)	Listing date
65505	UBS AG	HSI R Bear CBBC Jan 2016 V	0.2500	21,700 per 10,000 units	21,500 per 10,000 units	2016/01/28	200,000,000	2015/09/09
67081*	HK Bank	Galaxy Ent R Bull CBBC Dec 2016 A	0.0610	17.27 per 100 units	19.27 per 100 units	2016/12/19	180,000,000	2015/09/09
65991	BNP Paribas Arbit Issu B.V.	HSCEI R Bear CBBC Mar 2016 F	0.2500	10,000 per 10,000 units	9,800 per 10,000 units	2016/03/30	100,000,000	2015/09/10
65706	BNP Paribas Arbit Issu B.V.	HSI R Bull CBBC Nov 2016 H	0.2500	20,700 per 10,000 units	20,900 per 10,000 units	2016/11/29	250,000,000	2015/09/10
65708	BNP Paribas Arbit Issu B.V.	HSI R Bull CBBC Nov 2016 I	0.2500	20,900 per 10,000 units	21,100 per 10,000 units	2016/11/29	250,000,000	2015/09/10
65698	BNP Paribas Arbit Issu B.V.	HSI R Bull CBBC Dec 2016 J	0.2500	20,600 per 10,000 units	20,800 per 10,000 units	2016/12/29	250,000,000	2015/09/10
65751	BNP Paribas Arbit Issu B.V.	HSI R Bear CBBC Apr 2016 U	0.2500	21,400 per 10,000 units	21,200 per 10,000 units	2016/04/28	200,000,000	2015/09/10
65979	BNP Paribas Arbit Issu B.V.	HSI R Bear CBBC Apr 2016 V	0.2500	21,200 per 10,000 units	21,000 per 10,000 units	2016/04/28	200,000,000	2015/09/10
65978	Credit Suisse AG	HSCEI R Bear CBBC Dec 2015 H	0.2500	10,100 per 10,000 units	9,900 per 10,000 units	2015/12/30	100,000,000	2015/09/10
65911	Credit Suisse AG	HSI R Bull CBBC Mar 2016 E	0.2500	20,700 per 10,000 units	20,900 per 10,000 units	2016/03/30	200,000,000	2015/09/10
65946	Credit Suisse AG	HSI R Bull CBBC Mar 2016 U	0.2500	19,350 per 10,000 units	19,550 per 10,000 units	2016/03/30	200,000,000	2015/09/10
65942	Credit Suisse AG	HSI R Bull CBBC Apr 2016 B	0.2500	19,550 per 10,000 units	19,750 per 10,000 units	2016/04/28	200,000,000	2015/09/10
65908	Credit Suisse AG	HSI R Bull CBBC Apr 2016 Y	0.2500	20,948 per 12,000 units	21,188 per 12,000 units	2016/04/28	200,000,000	2015/09/10
65940	Credit Suisse AG	HSI R Bull CBBC Apr 2016 Z	0.2500	20,600 per 10,000 units	20,800 per 10,000 units	2016/04/28	200,000,000	2015/09/10
65910	Credit Suisse AG	HSI R Bull CBBC May 2016 U	0.2500	20,850 per 10,000 units	21,050 per 10,000 units	2016/05/30	200,000,000	2015/09/10
65950	Credit Suisse AG	HSI R Bull CBBC May 2016 V	0.2500	19,150 per 10,000 units	19,350 per 10,000 units	2016/05/30	200,000,000	2015/09/10
65951	Credit Suisse AG	HSI R Bear CBBC Apr 2016 W	0.2500	21,500 per 10,000 units	21,300 per 10,000 units	2016/04/28	200,000,000	2015/09/10
65970	Credit Suisse AG	HSI R Bear CBBC Apr 2016 X	0.2500	21,300 per 10,000 units	21,100 per 10,000 units	2016/04/28	200,000,000	2015/09/10
65977	Credit Suisse AG	HSI R Bear CBBC Apr 2016 Y	0.2500	21,185 per 12,000 units	20,935 per 12,000 units	2016/04/28	200,000,000	2015/09/10
65575	HK Bank	HSI R Bull CBBC Nov 2016 H	0.2500	17,078 per 20,000 units	17,328 per 20,000 units	2016/11/29	400,000,000	2015/09/10
65615	HK Bank	HSI R Bull CBBC Dec 2016 I	0.3000	16,078 per 20,000 units	16,328 per 20,000 units	2016/12/29	400,000,000	2015/09/10
65548	HK Bank	HSI R Bear CBBC Aug 2016 F	0.2500	21,488 per 15,000 units	21,288 per 15,000 units	2016/08/30	100,000,000	2015/09/10
65546	HK Bank	HSI R Bear CBBC Sep 2016 D	0.2500	21,788 per 15,000 units	21,588 per 15,000 units	2016/09/29	100,000,000	2015/09/10
66069	J P Morgan SP BV	HSCEI R Bull CBBC Jul 2016 K	0.2500	9,000 per 10,000 units	9,200 per 10,000 units	2016/07/28	100,000,000	2015/09/10
66040	J P Morgan SP BV	HSCEI R Bear CBBC Apr 2016 O	0.2500	9,700 per 10,000 units	9,500 per 10,000 units	2016/04/28	100,000,000	2015/09/10
65993	J P Morgan SP BV	HSI R Bull CBBC Apr 2016 B	0.2500	20,900 per 10,000 units	21,100 per 10,000 units	2016/04/28	200,000,000	2015/09/10
66006	J P Morgan SP BV	HSI R Bull CBBC Jul 2016 N	0.2500	20,600 per 10,000 units	20,800 per 10,000 units	2016/07/28	200,000,000	2015/09/10
66077	J P Morgan SP BV	HSI R Bull CBBC Jul 2016 P	0.2500	19,588 per 10,000 units	19,788 per 10,000 units	2016/07/28	200,000,000	2015/09/10
66079	J P Morgan SP BV	HSI R Bull CBBC Aug 2016 L	0.2500	19,200 per 10,000 units	19,400 per 10,000 units	2016/08/30	200,000,000	2015/09/10
66073	J P Morgan SP BV	HSI R Bull CBBC Jan 2017 D	0.2500	20,150 per 10,000 units	20,350 per 10,000 units	2017/01/26	200,000,000	2015/09/10
66081	J P Morgan SP BV	HSI R Bull CBBC Feb 2017 D	0.2500	18,900 per 10,000 units	19,100 per 10,000 units	2017/02/27	200,000,000	2015/09/10
66112	J P Morgan SP BV	HSI R Bear CBBC Jan 2016 X	0.2500	21,135 per 10,000 units	20,935 per 10,000 units	2016/01/28	200,000,000	2015/09/10
66130	J P Morgan SP BV	HSI R Bear CBBC Mar 2016 D	0.2500	21,888 per 10,000 units	21,688 per 10,000 units	2016/03/30	200,000,000	2015/09/10
66134	J P Morgan SP BV	HSI R Bear CBBC Apr 2016 B	0.2500	21,500 per 10,000 units	21,300 per 10,000 units	2016/04/28	200,000,000	2015/09/10
66027	J P Morgan SP BV	Tencent R Bear CBBC May 2016 A	0.2500	135.88 per 100 units	132.88 per 100 units	2016/05/20	100,000,000	2015/09/10
65753	Standard Chartered Bank	HSI R Bull CBBC Jul 2016 S	0.2500	19,880 per 20,000 units	20,180 per 20,000 units	2016/07/28	150,000,000	2015/09/10
65755	Standard Chartered Bank	HSI R Bull CBBC Jul 2016 T	0.2500	20,480 per 20,000 units	20,780 per 20,000 units	2016/07/28	150,000,000	2015/09/10
65780	Standard Chartered Bank	HSI R Bear CBBC Feb 2016 I	0.2500	21,480 per 10,000 units	21,280 per 10,000 units	2016/02/26	100,000,000	2015/09/10
65618	SGA Societe Generale Acceptance N.V.	HSI R Bull CBBC May 16 A	0.2500	21,008 per 10,000 units	21,108 per 10,000 units	2016/05/30	200,000,000	2015/09/10
65616	SGA Societe Generale Acceptance N.V.	HSI R Bull CBBC Jun 16 L	0.2500	20,808 per 10,000 units	20,908 per 10,000 units	2016/06/29	200,000,000	2015/09/10
65619	SGA Societe Generale Acceptance N.V.	HSI R Bear CBBC Apr 16 N	0.2500	21,388 per 10,000 units	21,288 per 10,000 units	2016/04/28	200,000,000	2015/09/10
65620	SGA Societe Generale Acceptance N.V.	HSI R Bear CBBC May 16 J	0.2500	22,300 per 20,000 units	22,200 per 20,000 units	2016/05/30	400,000,000	2015/09/10
65992	SGA Societe Generale Acceptance N.V.	HSI R Bear CBBC May 16 K	0.2500	21,088 per 10,000 units	20,988 per 10,000 units	2016/05/30	200,000,000	2015/09/10

Newly listed callable bull/bear contracts (continued)

Code	Issuer	Name of issue	Issue prices (HK\$)	Strike price (HKD) / Strike level per 10 units	Call price (HKD) / Call level per 10 units	Expiry date	No. of issue (units)	Listing date
65865	UBS AG	HSI R Bull CBBC Jun 2016 L	0.2500	20,800 per 10,000 units	21,000 per 10,000 units	2016/06/29	200,000,000	2015/09/10
65904	UBS AG	HSI R Bull CBBC Jun 2016 Y	0.2500	19,950 per 10,000 units	20,150 per 10,000 units	2016/06/29	200,000,000	2015/09/10
65792	UBS AG	HSI R Bull CBBC Jul 2016 B	0.2500	20,950 per 10,000 units	21,150 per 10,000 units	2016/07/28	200,000,000	2015/09/10
65868	UBS AG	HSI R Bull CBBC Aug 2016 Q	0.2500	20,650 per 12,000 units	20,850 per 12,000 units	2016/08/30	200,000,000	2015/09/10
65901	UBS AG	HSI R Bull CBBC Aug 2016 R	0.2500	20,150 per 12,000 units	20,350 per 12,000 units	2016/08/30	200,000,000	2015/09/10
65890	UBS AG	HSI R Bear CBBC Mar 2016 K	0.2500	21,500 per 10,000 units	21,300 per 10,000 units	2016/03/30	200,000,000	2015/09/10
66494	BNP Paribas Arbit Issu B.V.	HSCEI R Bull CBBC Dec 2016 E	0.2500	8,000 per 10,000 units	8,200 per 10,000 units	2016/12/29	100,000,000	2015/09/11
66510	BNP Paribas Arbit Issu B.V.	HSCEI R Bear CBBC Apr 2016 F	0.2500	9,800 per 10,000 units	9,600 per 10,000 units	2016/04/28	100,000,000	2015/09/11
66491	BNP Paribas Arbit Issu B.V.	HSI R Bear CBBC Mar 2016 B	0.2500	21,100 per 10,000 units	20,900 per 10,000 units	2016/03/30	200,000,000	2015/09/11
66492	BNP Paribas Arbit Issu B.V.	HSI R Bear CBBC Mar 2016 C	0.2500	21,300 per 10,000 units	21,100 per 10,000 units	2016/03/30	200,000,000	2015/09/11
66533	BNP Paribas Arbit Issu B.V.	Petroch R Bull CBBC Jan 2016 E	0.2500	4.8500	5.2000	2016/01/29	60,000,000	2015/09/11
66740	Credit Suisse AG	HSCEI R Bull CBBC Jun 2016 B	0.2900	6,300 per 10,000 units	6,500 per 10,000 units	2016/06/29	100,000,000	2015/09/11
66741	Credit Suisse AG	HSCEI R Bull CBBC Jul 2016 B	0.3400	5,800 per 10,000 units	6,000 per 10,000 units	2016/07/28	100,000,000	2015/09/11
66772	Credit Suisse AG	HSCEI R Bear CBBC Dec 2015 I	0.2500	9,700 per 10,000 units	9,500 per 10,000 units	2015/12/30	100,000,000	2015/09/11
66694	Credit Suisse AG	HSI R Bull CBBC Jun 2016 H	0.2500	20,684 per 12,000 units	20,934 per 12,000 units	2016/06/29	200,000,000	2015/09/11
66737	Credit Suisse AG	HSI R Bull CBBC Jun 2016 I	0.2500	20,650 per 10,000 units	20,850 per 10,000 units	2016/06/29	200,000,000	2015/09/11
66830	Credit Suisse AG	HSI R Bull CBBC Jun 2016 J	0.2500	20,475 per 10,000 units	20,675 per 10,000 units	2016/06/29	200,000,000	2015/09/11
66853	Credit Suisse AG	HSI R Bear CBBC Feb 2016 F	0.2500	21,250 per 10,000 units	21,050 per 10,000 units	2016/02/26	200,000,000	2015/09/11
66831	Credit Suisse AG	HSI R Bear CBBC Feb 2016 T	0.2500	21,400 per 10,000 units	21,200 per 10,000 units	2016/02/26	200,000,000	2015/09/11
66930	Credit Suisse AG	HSI R Bear CBBC Mar 2016 A	0.2500	21,010 per 10,000 units	20,810 per 10,000 units	2016/03/30	200,000,000	2015/09/11
66920	Credit Suisse AG	HSI R Bear CBBC Mar 2016 Z	0.2500	21,100 per 10,000 units	20,900 per 10,000 units	2016/03/30	200,000,000	2015/09/11
66167	HK Bank	AIA R Bull CBBC Oct 2016 B	0.2500	35.08 per 100 units	36.08 per 100 units	2016/10/24	60,000,000	2015/09/11
66172	HK Bank	AIA R Bull CBBC Nov 2016 B	0.2500	31.08 per 100 units	32.08 per 100 units	2016/11/28	60,000,000	2015/09/11
66212	HK Bank	CAM CSI300 R Bull CBBC Dec 2016 B	0.5500	33.3800	34.3800	2016/12/07	40,000,000	2015/09/11
66198	HK Bank	CM Bank R Bull CBBC Nov 2016 A	0.4000	13.8800	14.4800	2016/11/28	40,000,000	2015/09/11
66150	HK Bank	CSOP A50 ETF R Bull CBBC Jul 2016 F	0.2500	10.9300	11.0800	2016/07/25	100,000,000	2015/09/11
66173	HK Bank	Evergrande R Bull CBBC Dec 2016 B	0.2500	3.8800	4.1800	2016/12/07	60,000,000	2015/09/11
67293	J P Morgan SP BV	HSCEI R Bull CBBC Jun 2016 F	0.2500	8,400 per 10,000 units	8,600 per 10,000 units	2016/06/29	100,000,000	2015/09/11
67298	J P Morgan SP BV	HSCEI R Bull CBBC Sep 2016 B	0.2500	8,100 per 10,000 units	8,300 per 10,000 units	2016/09/29	100,000,000	2015/09/11
67266	J P Morgan SP BV	HSCEI R Bear CBBC May 2016 A	0.2500	9,400 per 10,000 units	9,200 per 10,000 units	2016/05/30	100,000,000	2015/09/11
67135	J P Morgan SP BV	HSI R Bull CBBC Apr 2016 C	0.2500	20,350 per 10,000 units	20,550 per 10,000 units	2016/04/28	200,000,000	2015/09/11
66342	J P Morgan SP BV	HSI R Bull CBBC Jun 2016 Z	0.2500	20,700 per 10,000 units	20,900 per 10,000 units	2016/06/29	200,000,000	2015/09/11
67241	J P Morgan SP BV	HSI R Bull CBBC Jul 2016 R	0.2500	19,488 per 10,000 units	19,688 per 10,000 units	2016/07/28	200,000,000	2015/09/11
67211	J P Morgan SP BV	HSI R Bull CBBC Nov 2016 G	0.2500	20,050 per 10,000 units	20,250 per 10,000 units	2016/11/29	200,000,000	2015/09/11
67237	J P Morgan SP BV	HSI R Bull CBBC Nov 2016 H	0.2500	19,750 per 10,000 units	19,950 per 10,000 units	2016/11/29	200,000,000	2015/09/11
67242	J P Morgan SP BV	HSI R Bull CBBC Dec 2016 E	0.2500	19,188 per 10,000 units	19,388 per 10,000 units	2016/12/29	200,000,000	2015/09/11
67250	J P Morgan SP BV	HSI R Bull CBBC Jan 2017 E	0.2500	18,700 per 10,000 units	18,900 per 10,000 units	2017/01/26	200,000,000	2015/09/11
66351	J P Morgan SP BV	HSI R Bear CBBC Mar 2016 E	0.2500	21,200 per 10,000 units	21,000 per 10,000 units	2016/03/30	200,000,000	2015/09/11
67089	J P Morgan SP BV	HSI R Bear CBBC Mar 2016 F	0.2500	21,010 per 10,000 units	20,810 per 10,000 units	2016/03/30	200,000,000	2015/09/11
67113	J P Morgan SP BV	HSI R Bear CBBC Mar 2016 G	0.2500	21,600 per 10,000 units	21,400 per 10,000 units	2016/03/30	200,000,000	2015/09/11
67306	Standard Chartered Bank	CAM CSI300 R Bull CBBC Apr 2016 A	0.4000	34.0000	35.0000	2016/04/29	50,000,000	2015/09/11
67317	Standard Chartered Bank	China Life R Bull CBBC May 2016 A	0.4500	20.8800	22.8800	2016/05/03	50,000,000	2015/09/11
66216	Standard Chartered Bank	HSI R Bull CBBC Jul 2016 U	0.2500	20,680 per 10,000 units	20,880 per 10,000 units	2016/07/28	100,000,000	2015/09/11

Newly listed callable bull/bear contracts (continued)

Code	Issuer	Name of issue	Issue prices (HK\$)	Strike price (HKD) / Strike level per 10 units	Call price (HKD) / Call level per 10 units	Expiry date	No. of issue (units)	Listing date
66257	Standard Chartered Bank	HSI R Bear CBBC Feb 2016 J	0.2500	21,280 per 10,000 units	21,080 per 10,000 units	2016/02/26	100,000,000	2015/09/11
66412	SGA Societe Generale Acceptance N.V.	HSI R Bull CBBC Jun16 M	0.2500	20,708 per 10,000 units	20,808 per 10,000 units	2016/06/29	200,000,000	2015/09/11
66541	SGA Societe Generale Acceptance N.V.	HSI R Bull CBBC Jul16 J	0.2500	18,808 per 10,000 units	18,908 per 10,000 units	2016/07/28	200,000,000	2015/09/11
66691	SGA Societe Generale Acceptance N.V.	HSI R Bull CBBC Jul16 K	0.2500	19,408 per 10,000 units	19,508 per 10,000 units	2016/07/28	200,000,000	2015/09/11
66534	SGA Societe Generale Acceptance N.V.	HSI R Bull CBBC Aug16 F	0.2500	18,608 per 10,000 units	18,708 per 10,000 units	2016/08/30	200,000,000	2015/09/11
66645	SGA Societe Generale Acceptance N.V.	HSI R Bull CBBC Aug16 G	0.2500	19,208 per 10,000 units	19,308 per 10,000 units	2016/08/30	200,000,000	2015/09/11
66593	SGA Societe Generale Acceptance N.V.	HSI R Bull CBBC Sep16 F	0.2500	19,008 per 10,000 units	19,108 per 10,000 units	2016/09/29	200,000,000	2015/09/11
66439	SGA Societe Generale Acceptance N.V.	HSI R Bear CBBC Apr16 O	0.2500	20,988 per 10,000 units	20,888 per 10,000 units	2016/04/28	200,000,000	2015/09/11
66443	SGA Societe Generale Acceptance N.V.	HSI R Bear CBBC Apr16 P	0.2500	21,188 per 10,000 units	21,088 per 10,000 units	2016/04/28	200,000,000	2015/09/11
67044	UBS AG	HSCEI R Bull CBBC Nov 2016 A	0.2500	7,300 per 10,000 units	7,500 per 10,000 units	2016/11/29	200,000,000	2015/09/11
66941	UBS AG	HSI R Bull CBBC Jul 2016 C	0.2500	20,700 per 10,000 units	20,900 per 10,000 units	2016/07/28	200,000,000	2015/09/11
66957	UBS AG	HSI R Bull CBBC Sep 2016 L	0.2500	20,500 per 12,000 units	20,750 per 12,000 units	2016/09/29	200,000,000	2015/09/11
66977	UBS AG	HSI R Bull CBBC Oct 2016 J	0.2500	18,500 per 10,000 units	18,700 per 10,000 units	2016/10/28	200,000,000	2015/09/11
66985	UBS AG	HSI R Bull CBBC Nov 2016 E	0.2850	18,000 per 10,000 units	18,200 per 10,000 units	2016/11/29	200,000,000	2015/09/11
67031	UBS AG	HSI R Bull CBBC Nov 2016 F	0.5100	15,800 per 10,000 units	16,000 per 10,000 units	2016/11/29	200,000,000	2015/09/11
67048	UBS AG	HSI R Bear CBBC Feb 2016 Q	0.2500	21,050 per 12,000 units	20,850 per 12,000 units	2016/02/26	200,000,000	2015/09/11
67050	UBS AG	HSI R Bear CBBC Feb 2016 U	0.2500	21,200 per 10,000 units	21,000 per 10,000 units	2016/02/26	200,000,000	2015/09/11
67072	UBS AG	HSI R Bear CBBC Feb 2016 X	0.2500	21,600 per 10,000 units	21,400 per 10,000 units	2016/02/26	200,000,000	2015/09/11
67383	BNP Paribas Arbit Issu B.V.	HSI R Bull CBBC Nov 2016 J	0.2500	20,500 per 10,000 units	20,700 per 10,000 units	2016/11/29	250,000,000	2015/09/14
67495	BNP Paribas Arbit Issu B.V.	HSI R Bull CBBC Nov 2016 K	0.2500	18,700 per 10,000 units	18,900 per 10,000 units	2016/11/29	250,000,000	2015/09/14
67473	BNP Paribas Arbit Issu B.V.	HSI R Bull CBBC Dec 2016 P	0.2600	18,000 per 10,000 units	18,200 per 10,000 units	2016/12/29	250,000,000	2015/09/14
67475	BNP Paribas Arbit Issu B.V.	HSI R Bull CBBC Dec 2016 Q	0.2500	18,400 per 10,000 units	18,600 per 10,000 units	2016/12/29	250,000,000	2015/09/14
67504	BNP Paribas Arbit Issu B.V.	HSI R Bear CBBC Apr 2016 W	0.2500	20,800 per 10,000 units	20,600 per 10,000 units	2016/04/28	200,000,000	2015/09/14
67530	BNP Paribas Arbit Issu B.V.	HSI R Bear CBBC Apr 2016 X	0.2500	21,000 per 10,000 units	20,800 per 10,000 units	2016/04/28	200,000,000	2015/09/14
67405	Credit Suisse AG	HSI R Bull CBBC May 2016 W	0.2500	20,635 per 12,000 units	20,885 per 12,000 units	2016/05/30	200,000,000	2015/09/14
67406	Credit Suisse AG	HSI R Bull CBBC May 2016 X	0.2500	20,550 per 10,000 units	20,750 per 10,000 units	2016/05/30	200,000,000	2015/09/14
67407	Credit Suisse AG	HSI R Bull CBBC May 2016 Y	0.2500	20,425 per 10,000 units	20,625 per 10,000 units	2016/05/30	200,000,000	2015/09/14
67456	Credit Suisse AG	HSI R Bear CBBC Mar 2016 R	0.2500	20,900 per 10,000 units	20,700 per 10,000 units	2016/03/30	200,000,000	2015/09/14
67411	Credit Suisse AG	HSI R Bear CBBC Apr 2016 A	0.2500	21,050 per 10,000 units	20,850 per 10,000 units	2016/04/28	200,000,000	2015/09/14
67409	Credit Suisse AG	HSI R Bear CBBC Apr 2016 Z	0.2500	21,200 per 10,000 units	21,000 per 10,000 units	2016/04/28	200,000,000	2015/09/14
67461	Credit Suisse AG	HSI R Bear CBBC May 2016 O	0.2500	20,834 per 12,000 units	20,584 per 12,000 units	2016/05/30	200,000,000	2015/09/14
67341	HK Bank	Sinopec Corp R Bear CBBC Oct 2016 A	0.2500	5.8800	5.5800	2016/10/31	40,000,000	2015/09/14
67331	HK Bank	HSCEI R Bear CBBC May 2016 K	0.2500	9,798 per 10,000 units	9,598 per 10,000 units	2016/05/30	68,000,000	2015/09/14
67376	HK Bank	HSI R Bull CBBC Aug 2016 M	0.2500	19,918 per 10,000 units	20,118 per 10,000 units	2016/08/30	150,000,000	2015/09/14
67342	HK Bank	HSI R Bull CBBC Sep 2016 M	0.2500	19,018 per 10,000 units	19,218 per 10,000 units	2016/09/29	150,000,000	2015/09/14
67330	HK Bank	PetCh R Bull CBBC Dec 2016 C	0.2500	3.8300	4.1800	2016/12/19	60,000,000	2015/09/14
67400	J P Morgan SP BV	HSI R Bull CBBC Sep 2016 G	0.2500	20,588 per 10,000 units	20,788 per 10,000 units	2016/09/29	200,000,000	2015/09/14
67662	J P Morgan SP BV	HSI R Bull CBBC Oct 2016 G	0.2500	19,350 per 10,000 units	19,550 per 10,000 units	2016/10/28	200,000,000	2015/09/14
67660	J P Morgan SP BV	HSI R Bear CBBC Feb 2016 V	0.2500	20,788 per 10,000 units	20,588 per 10,000 units	2016/02/26	200,000,000	2015/09/14
67661	J P Morgan SP BV	HSI R Bear CBBC Mar 2016 H	0.2500	21,088 per 10,000 units	20,888 per 10,000 units	2016/03/30	200,000,000	2015/09/14
67384	Standard Chartered Bank	HSCEI R Bull CBBC Jul 2016 C	0.2500	8,280 per 10,000 units	8,480 per 10,000 units	2016/07/28	100,000,000	2015/09/14
67385	Standard Chartered Bank	HSCEI R Bear CBBC Feb 2016 B	0.2500	9,880 per 10,000 units	9,680 per 10,000 units	2016/02/26	100,000,000	2015/09/14
67399	Standard Chartered Bank	HSI R Bull CBBC Aug 2016 I	0.2500	18,880 per 20,000 units	19,180 per 20,000 units	2016/08/30	150,000,000	2015/09/14

Newly listed callable bull/bear contracts (continued)

Code	Issuer	Name of issue	Issue prices (HK\$)	Strike price (HKD) / Strike level per 10 units	Call price (HKD) / Call level per 10 units	Expiry date	No. of issue (units)	Listing date
67386	Standard Chartered Bank	HSI R Bear CBBC Feb 2016 K	0.2500	21,480 per 20,000 units	21,180 per 20,000 units	2016/02/26	150,000,000	2015/09/14
67388	Standard Chartered Bank	HSI R Bear CBBC Feb 2016 L	0.2500	21,880 per 20,000 units	21,580 per 20,000 units	2016/02/26	150,000,000	2015/09/14
67328	SGA Societe Generale Acceptance N.V.	HSI R Bull CBBC May16 C	0.2500	20,608 per 10,000 units	20,708 per 10,000 units	2016/05/30	200,000,000	2015/09/14
67552	SGA Societe Generale Acceptance N.V.	HSI R Bull CBBC Jul16 L	0.3700	17,008 per 10,000 units	17,108 per 10,000 units	2016/07/28	200,000,000	2015/09/14
67575	SGA Societe Generale Acceptance N.V.	HSI R Bull CBBC Jul16 M	0.3100	17,608 per 10,000 units	17,708 per 10,000 units	2016/07/28	200,000,000	2015/09/14
67598	SGA Societe Generale Acceptance N.V.	HSI R Bull CBBC Jul16 N	0.2500	18,208 per 10,000 units	18,308 per 10,000 units	2016/07/28	200,000,000	2015/09/14
67569	SGA Societe Generale Acceptance N.V.	HSI R Bull CBBC Aug16 H	0.3300	17,408 per 10,000 units	17,508 per 10,000 units	2016/08/30	200,000,000	2015/09/14
67593	SGA Societe Generale Acceptance N.V.	HSI R Bull CBBC Aug16 I	0.2700	18,008 per 10,000 units	18,108 per 10,000 units	2016/08/30	200,000,000	2015/09/14
67553	SGA Societe Generale Acceptance N.V.	HSI R Bull CBBC Sep16 G	0.3500	17,208 per 10,000 units	17,308 per 10,000 units	2016/09/29	200,000,000	2015/09/14
67584	SGA Societe Generale Acceptance N.V.	HSI R Bull CBBC Sep16 H	0.2900	17,808 per 10,000 units	17,908 per 10,000 units	2016/09/29	200,000,000	2015/09/14
67628	SGA Societe Generale Acceptance N.V.	HSI R Bull CBBC Sep16 I	0.2500	18,408 per 10,000 units	18,508 per 10,000 units	2016/09/29	200,000,000	2015/09/14
67401	SGA Societe Generale Acceptance N.V.	HSI R Bear CBBC Mar16 P	0.2500	21,038 per 10,000 units	20,938 per 10,000 units	2016/03/30	200,000,000	2015/09/14
67643	SGA Societe Generale Acceptance N.V.	HSI R Bear CBBC Apr16 Q	0.2500	20,788 per 10,000 units	20,688 per 10,000 units	2016/04/28	200,000,000	2015/09/14
67640	SGA Societe Generale Acceptance N.V.	HSI R Bear CBBC May16 L	0.2500	20,688 per 10,000 units	20,588 per 10,000 units	2016/05/30	200,000,000	2015/09/14
67469	UBS AG	HSI R Bull CBBC Jun 2016 E	0.2500	20,400 per 10,000 units	20,600 per 10,000 units	2016/06/29	200,000,000	2015/09/14
67465	UBS AG	HSI R Bull CBBC Jun 2016 Z	0.2500	20,600 per 10,000 units	20,800 per 10,000 units	2016/06/29	200,000,000	2015/09/14
67468	UBS AG	HSI R Bear CBBC Dec 2015 B	0.2500	21,100 per 10,000 units	20,900 per 10,000 units	2015/12/30	200,000,000	2015/09/14
67470	UBS AG	HSI R Bear CBBC Dec 2015 C	0.2500	20,800 per 10,000 units	20,600 per 10,000 units	2015/12/30	200,000,000	2015/09/14
67940	BNP Paribas Arbit Issu B.V.	CAM CSI300 R Bull CBBC Sep16 D	0.2500	36 per 100 units	37 per 100 units	2016/09/30	100,000,000	2015/09/15
67928	BNP Paribas Arbit Issu B.V.	CSOP A50 ETF R Bull CBBC Mar16G	0.2500	10.7000	11.0000	2016/03/31	100,000,000	2015/09/15
67924	BNP Paribas Arbit Issu B.V.	HSI R Bull CBBC Dec 2016 R	0.2500	20,400 per 10,000 units	20,600 per 10,000 units	2016/12/29	250,000,000	2015/09/15
67926	BNP Paribas Arbit Issu B.V.	HSI R Bull CBBC Dec 2016 S	0.2500	20,800 per 10,000 units	21,000 per 10,000 units	2016/12/29	250,000,000	2015/09/15
67927	BNP Paribas Arbit Issu B.V.	HSI R Bull CBBC Dec 2016 T	0.2500	21,000 per 10,000 units	21,200 per 10,000 units	2016/12/29	250,000,000	2015/09/15
67705	BNP Paribas Arbit Issu B.V.	HSI R Bear CBBC Mar 2016 P	0.2500	20,900 per 10,000 units	20,700 per 10,000 units	2016/03/30	200,000,000	2015/09/15
67756	BNP Paribas Arbit Issu B.V.	HSI R Bear CBBC Mar 2016 S	0.2500	21,500 per 10,000 units	21,300 per 10,000 units	2016/03/30	200,000,000	2015/09/15
67830	Credit Suisse AG	HSI R Bull CBBC Mar 2016 X	0.2500	21,008 per 12,000 units	21,258 per 12,000 units	2016/03/30	200,000,000	2015/09/15
67782	Credit Suisse AG	HSI R Bull CBBC Apr 2016 C	0.2500	20,350 per 10,000 units	20,550 per 10,000 units	2016/04/28	200,000,000	2015/09/15
67784	Credit Suisse AG	HSI R Bull CBBC Apr 2016 I	0.2500	20,500 per 10,000 units	20,700 per 10,000 units	2016/04/28	200,000,000	2015/09/15
67795	Credit Suisse AG	HSI R Bull CBBC Apr 2016 O	0.2500	20,950 per 10,000 units	21,150 per 10,000 units	2016/04/28	200,000,000	2015/09/15
67787	Credit Suisse AG	HSI R Bull CBBC Apr 2016 R	0.2500	20,750 per 10,000 units	20,950 per 10,000 units	2016/04/28	200,000,000	2015/09/15
67776	Credit Suisse AG	HSI R Bear CBBC Apr 2016 D	0.2500	20,825 per 10,000 units	20,625 per 10,000 units	2016/04/28	200,000,000	2015/09/15
67778	Credit Suisse AG	HSI R Bear CBBC Apr 2016 J	0.2500	21,150 per 10,000 units	20,950 per 10,000 units	2016/04/28	200,000,000	2015/09/15
67779	Credit Suisse AG	HSI R Bear CBBC Apr 2016 M	0.2500	21,350 per 10,000 units	21,150 per 10,000 units	2016/04/28	200,000,000	2015/09/15
67831	Credit Suisse AG	HSI R Bear CBBC Apr 2016 N	0.2500	21,550 per 10,000 units	21,350 per 10,000 units	2016/04/28	200,000,000	2015/09/15
67777	Credit Suisse AG	HSI R Bear CBBC Apr 2016 P	0.2500	20,950 per 10,000 units	20,750 per 10,000 units	2016/04/28	200,000,000	2015/09/15
67678	HK Bank	HSI R Bull CBBC Oct 2016 I	0.2500	17,998 per 15,000 units	18,198 per 15,000 units	2016/10/28	150,000,000	2015/09/15
67688	HK Bank	HSI R Bull CBBC Nov 2016 I	0.2500	17,798 per 15,000 units	17,998 per 15,000 units	2016/11/29	150,000,000	2015/09/15
67673	HK Bank	HSI R Bear CBBC May 2016 S	0.2500	21,098 per 15,000 units	20,898 per 15,000 units	2016/05/30	100,000,000	2015/09/15
67696	HK Bank	HSI R Bear CBBC Dec 2016 B	0.2500	21,978 per 20,000 units	21,728 per 20,000 units	2016/12/29	400,000,000	2015/09/15
67904	J P Morgan SP BV	HSI R Bull CBBC Mar 2016 Z	0.2500	21,050 per 10,000 units	21,250 per 10,000 units	2016/03/30	200,000,000	2015/09/15
67905	J P Morgan SP BV	HSI R Bull CBBC Apr 2016 D	0.2500	20,788 per 10,000 units	20,988 per 10,000 units	2016/04/28	200,000,000	2015/09/15
67873	J P Morgan SP BV	HSI R Bear CBBC Mar 2016 I	0.2500	21,488 per 10,000 units	21,288 per 10,000 units	2016/03/30	200,000,000	2015/09/15
67876	J P Morgan SP BV	HSI R Bear CBBC Mar 2016 J	0.2500	20,888 per 10,000 units	20,688 per 10,000 units	2016/03/30	200,000,000	2015/09/15

Newly listed callable bull/bear contracts (continued)

Code	Issuer	Name of issue	Issue prices (HK\$)	Strike price (HKD) / Strike level per 10 units	Call price (HKD) / Call level per 10 units	Expiry date	No. of issue (units)	Listing date
67907	J P Morgan SP BV	HSI R Bear CBBC Mar 2016 K	0.2500	21,788 per 10,000 units	21,588 per 10,000 units	2016/03/30	200,000,000	2015/09/15
67894	J P Morgan SP BV	HSI R Bear CBBC Apr 2016 C	0.2500	21,188 per 10,000 units	20,988 per 10,000 units	2016/04/28	200,000,000	2015/09/15
67711	Standard Chartered Bank	HSI R Bull CBBC Jul 2016 V	0.2500	19,280 per 20,000 units	19,580 per 20,000 units	2016/07/28	150,000,000	2015/09/15
67718	Standard Chartered Bank	HSI R Bull CBBC Aug 2016 J	0.2500	19,080 per 10,000 units	19,280 per 10,000 units	2016/08/30	100,000,000	2015/09/15
67719	Standard Chartered Bank	HSI R Bull CBBC Aug 2016 K	0.2500	18,480 per 10,000 units	18,680 per 10,000 units	2016/08/30	100,000,000	2015/09/15
67741	Standard Chartered Bank	HSI R Bull CBBC Aug 2016 L	0.2500	18,080 per 20,000 units	18,380 per 20,000 units	2016/08/30	150,000,000	2015/09/15
67748	Standard Chartered Bank	HSI R Bear CBBC Feb 2016 M	0.2500	21,080 per 10,000 units	20,880 per 10,000 units	2016/02/26	100,000,000	2015/09/15
67852	SGA Societe Generale Acceptance N.V.	HSI R Bull CBBC May16 D	0.2500	20,758 per 10,000 units	20,858 per 10,000 units	2016/05/30	200,000,000	2015/09/15
67838	SGA Societe Generale Acceptance N.V.	HSI R Bull CBBC Jun16 N	0.2500	20,508 per 10,000 units	20,608 per 10,000 units	2016/06/29	200,000,000	2015/09/15
67853	SGA Societe Generale Acceptance N.V.	HSI R Bull CBBC Jun16 O	0.2500	20,908 per 10,000 units	21,008 per 10,000 units	2016/06/29	200,000,000	2015/09/15
67870	SGA Societe Generale Acceptance N.V.	HSI R Bull CBBC Jun16 P	0.2500	21,108 per 10,000 units	21,208 per 10,000 units	2016/06/29	200,000,000	2015/09/15
67872	SGA Societe Generale Acceptance N.V.	HSI R Bear CBBC Mar16 Q	0.2500	21,438 per 10,000 units	21,338 per 10,000 units	2016/03/30	200,000,000	2015/09/15
67916	UBS AG	HSI R Bull CBBC Jun 2016 F	0.2500	21,000 per 10,000 units	21,200 per 10,000 units	2016/06/29	200,000,000	2015/09/15
67922	UBS AG	HSI R Bull CBBC Jun 2016 G	0.2500	20,350 per 12,000 units	20,550 per 12,000 units	2016/06/29	200,000,000	2015/09/15
67919	UBS AG	HSI R Bull CBBC Aug 2016 S	0.2500	20,750 per 10,000 units	20,950 per 10,000 units	2016/08/30	200,000,000	2015/09/15
67921	UBS AG	HSI R Bull CBBC Aug 2016 T	0.2500	20,500 per 10,000 units	20,700 per 10,000 units	2016/08/30	200,000,000	2015/09/15
67915	UBS AG	HSI R Bear CBBC Dec 2015 D	0.2500	21,300 per 10,000 units	21,100 per 10,000 units	2015/12/30	200,000,000	2015/09/15
67909	UBS AG	HSI R Bear CBBC Jan 2016 X	0.2500	20,900 per 10,000 units	20,700 per 10,000 units	2016/01/28	200,000,000	2015/09/15
68175	BNP Paribas Arbit Issu B.V.	A50 Ch R Bull CBBC Mar 2016 F	0.2500	9.2000	9.5000	2016/03/31	100,000,000	2015/09/16
68180	BNP Paribas Arbit Issu B.V.	HS H ETF R Bull CBBC Jan 2016I	0.2500	90 per 100 units	92 per 100 units	2016/01/29	60,000,000	2015/09/16
68162	BNP Paribas Arbit Issu B.V.	HSCEI R Bull CBBC Nov 2016 F	0.2500	9,000 per 10,000 units	9,200 per 10,000 units	2016/11/29	100,000,000	2015/09/16
68165	BNP Paribas Arbit Issu B.V.	HSCEI R Bull CBBC Dec 2016 F	0.2500	9,200 per 10,000 units	9,400 per 10,000 units	2016/12/29	100,000,000	2015/09/16
68348	BNP Paribas Arbit Issu B.V.	HSI R Bull CBBC Nov 2016 L	0.2500	21,900 per 10,000 units	22,100 per 10,000 units	2016/11/29	250,000,000	2015/09/16
68134	BNP Paribas Arbit Issu B.V.	HSI R Bull CBBC Dec 2016 C	0.2500	21,400 per 10,000 units	21,600 per 10,000 units	2016/12/29	250,000,000	2015/09/16
68347	BNP Paribas Arbit Issu B.V.	HSI R Bull CBBC Dec 2016 F	0.2500	21,800 per 10,000 units	22,000 per 10,000 units	2016/12/29	250,000,000	2015/09/16
68125	BNP Paribas Arbit Issu B.V.	HSI R Bull CBBC Dec 2016 U	0.2500	21,200 per 10,000 units	21,400 per 10,000 units	2016/12/29	250,000,000	2015/09/16
68135	BNP Paribas Arbit Issu B.V.	HSI R Bull CBBC Dec 2016 X	0.2500	21,600 per 10,000 units	21,800 per 10,000 units	2016/12/29	250,000,000	2015/09/16
68146	BNP Paribas Arbit Issu B.V.	HSI R Bear CBBC Mar 2016 A	0.2500	22,300 per 10,000 units	22,100 per 10,000 units	2016/03/30	200,000,000	2015/09/16
68039	BNP Paribas Arbit Issu B.V.	HSI R Bear CBBC Mar 2016 T	0.2500	21,700 per 10,000 units	21,500 per 10,000 units	2016/03/30	200,000,000	2015/09/16
68040	BNP Paribas Arbit Issu B.V.	HSI R Bear CBBC Mar 2016 W	0.2500	21,900 per 10,000 units	21,700 per 10,000 units	2016/03/30	200,000,000	2015/09/16
68042	BNP Paribas Arbit Issu B.V.	HSI R Bear CBBC Mar 2016 X	0.2500	22,100 per 10,000 units	21,900 per 10,000 units	2016/03/30	200,000,000	2015/09/16
68140	BNP Paribas Arbit Issu B.V.	HSI R Bear CBBC Apr 2016 Y	0.2500	22,200 per 10,000 units	22,000 per 10,000 units	2016/04/28	200,000,000	2015/09/16
68149	BNP Paribas Arbit Issu B.V.	HSI R Bear CBBC Apr 2016 Z	0.2500	22,400 per 10,000 units	22,200 per 10,000 units	2016/04/28	200,000,000	2015/09/16
68183	BNP Paribas Arbit Issu B.V.	TCH R Bull CBBC Sep 2016 B	0.2500	125 per 100 units	128 per 100 units	2016/09/30	50,000,000	2015/09/16
68217	Credit Suisse AG	HSCEI R Bull CBBC May 2016 B	0.2500	9,000 per 10,000 units	9,200 per 10,000 units	2016/05/30	100,000,000	2015/09/16
68219	Credit Suisse AG	HSCEI R Bull CBBC May 2016 C	0.2500	9,400 per 10,000 units	9,600 per 10,000 units	2016/05/30	100,000,000	2015/09/16
68253	Credit Suisse AG	HSI R Bull CBBC Apr 2016 H	0.2500	21,400 per 10,000 units	21,600 per 10,000 units	2016/04/28	200,000,000	2015/09/16
68259	Credit Suisse AG	HSI R Bull CBBC Apr 2016 J	0.2500	21,850 per 10,000 units	22,050 per 10,000 units	2016/04/28	200,000,000	2015/09/16
68267	Credit Suisse AG	HSI R Bull CBBC May 2016 G	0.2500	21,881 per 12,000 units	22,131 per 12,000 units	2016/05/30	200,000,000	2015/09/16
68256	Credit Suisse AG	HSI R Bull CBBC May 2016 H	0.2500	21,550 per 10,000 units	21,750 per 10,000 units	2016/05/30	200,000,000	2015/09/16
68238	Credit Suisse AG	HSI R Bull CBBC May 2016 Z	0.2500	21,100 per 10,000 units	21,300 per 10,000 units	2016/05/30	200,000,000	2015/09/16
68237	Credit Suisse AG	HSI R Bull CBBC Jun 2016 K	0.2500	20,800 per 10,000 units	21,000 per 10,000 units	2016/06/29	200,000,000	2015/09/16
68249	Credit Suisse AG	HSI R Bull CBBC Jun 2016 N	0.2500	21,250 per 10,000 units	21,450 per 10,000 units	2016/06/29	200,000,000	2015/09/16

Newly listed callable bull/bear contracts (continued)

Code	Issuer	Name of issue	Issue prices (HK\$)	Strike price (HKD) / Strike level per 10 units	Call price (HKD) / Call level per 10 units	Expiry date	No. of issue (units)	Listing date
68258	Credit Suisse AG	HSI R Bull CBBC Jun 2016 O	0.2500	21,700 per 10,000 units	21,900 per 10,000 units	2016/06/29	200,000,000	2015/09/16
68208	Credit Suisse AG	HSI R Bear CBBC Feb 2016 H	0.2500	21,460 per 10,000 units	21,260 per 10,000 units	2016/02/26	200,000,000	2015/09/16
68212	Credit Suisse AG	HSI R Bear CBBC Feb 2016 R	0.2500	21,800 per 10,000 units	21,600 per 10,000 units	2016/02/26	200,000,000	2015/09/16
68230	Credit Suisse AG	HSI R Bear CBBC Feb 2016 S	0.2500	23,311 per 10,000 units	23,111 per 10,000 units	2016/02/26	200,000,000	2015/09/16
68214	Credit Suisse AG	HSI R Bear CBBC Mar 2016 Q	0.2500	21,950 per 10,000 units	21,750 per 10,000 units	2016/03/30	200,000,000	2015/09/16
68209	Credit Suisse AG	HSI R Bear CBBC Mar 2016 S	0.2500	21,650 per 10,000 units	21,450 per 10,000 units	2016/03/30	200,000,000	2015/09/16
68220	Credit Suisse AG	HSI R Bear CBBC Mar 2016 T	0.2500	22,250 per 10,000 units	22,050 per 10,000 units	2016/03/30	200,000,000	2015/09/16
68223	Credit Suisse AG	HSI R Bear CBBC Mar 2016 U	0.2500	22,550 per 10,000 units	22,350 per 10,000 units	2016/03/30	200,000,000	2015/09/16
68221	Credit Suisse AG	HSI R Bear CBBC Apr 2016 L	0.2500	22,400 per 10,000 units	22,200 per 10,000 units	2016/04/28	200,000,000	2015/09/16
68224	Credit Suisse AG	HSI R Bear CBBC Apr 2016 O	0.2500	22,850 per 10,000 units	22,650 per 10,000 units	2016/04/28	200,000,000	2015/09/16
68228	Credit Suisse AG	HSI R Bear CBBC Apr 2016 Q	0.2500	23,150 per 10,000 units	22,950 per 10,000 units	2016/04/28	200,000,000	2015/09/16
68215	Credit Suisse AG	HSI R Bear CBBC Apr 2016 S	0.2500	22,100 per 10,000 units	21,900 per 10,000 units	2016/04/28	200,000,000	2015/09/16
68207	Bank of East Asia	ABC R Bull CBBC Dec 2016 A	0.2500	2.2200	2.4200	2016/12/19	80,000,000	2015/09/16
68195	Bank of East Asia	AIA R Bull CBBC Dec 2016 A	0.2500	32.38 per 100 units	33.88 per 100 units	2016/12/29	60,000,000	2015/09/16
68193	Bank of East Asia	BOCL R Bull CBBC Dec 2016 A	0.2500	2.5500	2.7000	2016/12/08	60,000,000	2015/09/16
68206	Bank of East Asia	CC Bank R Bull CBBC Dec 2016 A	0.2500	4.0800	4.1800	2016/12/09	50,000,000	2015/09/16
68201	Bank of East Asia	China Life R Bull CBBC Dec 2016 A	0.2500	18 per 100 units	18.88 per 100 units	2016/12/28	80,000,000	2015/09/16
67962	HK Bank	China Mobile R Bear CBBC Jul 2016 C	0.2500	96.88 per 100 units	94.88 per 100 units	2016/07/18	60,000,000	2015/09/16
67985	HK Bank	A50 R Bull CBBC Sep 2016 B	0.2500	9.5300	9.6800	2016/09/05	100,000,000	2015/09/16
67955	HK Bank	HSCEI R Bull CBBC Sep 2016 F	0.2500	8,998 per 10,000 units	9,198 per 10,000 units	2016/09/29	100,000,000	2015/09/16
67943	HK Bank	HSI R Bull CBBC Sep 2016 N	0.2500	20,698 per 15,000 units	20,898 per 15,000 units	2016/09/29	150,000,000	2015/09/16
67992	HK Bank	HSI R Bull CBBC Oct 2016 J	0.2500	20,998 per 15,000 units	21,198 per 15,000 units	2016/10/28	150,000,000	2015/09/16
67964	HK Bank	PetCh R Bear CBBC Aug 2016 B	0.2500	7.1300	6.7800	2016/08/01	40,000,000	2015/09/16
68065	J P Morgan SP BV	HSCEI R Bear CBBC Mar 2016 E	0.2500	10,000 per 10,000 units	9,800 per 10,000 units	2016/03/30	100,000,000	2015/09/16
68382	J P Morgan SP BV	HSI R Bull CBBC Apr 2016 E	0.2500	21,400 per 10,000 units	21,600 per 10,000 units	2016/04/28	200,000,000	2015/09/16
68380	J P Morgan SP BV	HSI R Bull CBBC Jun 2016 H	0.2500	21,688 per 10,000 units	21,888 per 10,000 units	2016/06/29	200,000,000	2015/09/16
68373	J P Morgan SP BV	HSI R Bull CBBC Jul 2016 S	0.2500	21,931 per 10,000 units	22,131 per 10,000 units	2016/07/28	200,000,000	2015/09/16
68386	J P Morgan SP BV	HSI R Bull CBBC Aug 2016 M	0.2500	21,200 per 10,000 units	21,400 per 10,000 units	2016/08/30	200,000,000	2015/09/16
68055	J P Morgan SP BV	HSI R Bear CBBC Jan 2016 E	0.2500	21,900 per 10,000 units	21,700 per 10,000 units	2016/01/28	200,000,000	2015/09/16
68354	J P Morgan SP BV	HSI R Bear CBBC Jan 2016 G	0.2500	22,332 per 10,000 units	22,132 per 10,000 units	2016/01/28	200,000,000	2015/09/16
68365	J P Morgan SP BV	HSI R Bear CBBC Jan 2016 T	0.2500	22,750 per 10,000 units	22,550 per 10,000 units	2016/01/28	200,000,000	2015/09/16
68043	J P Morgan SP BV	HSI R Bear CBBC Jan 2016 Y	0.2500	21,650 per 10,000 units	21,450 per 10,000 units	2016/01/28	200,000,000	2015/09/16
68372	J P Morgan SP BV	HSI R Bear CBBC Feb 2016 L	0.2500	23,288 per 10,000 units	23,088 per 10,000 units	2016/02/26	200,000,000	2015/09/16
68064	J P Morgan SP BV	HSI R Bear CBBC Feb 2016 P	0.2500	22,100 per 10,000 units	21,900 per 10,000 units	2016/02/26	200,000,000	2015/09/16
68390	Macquarie Bank Ltd.	HSI R Bull CBBC Mar 2016 E	0.2500	21,300 per 10,000 units	21,500 per 10,000 units	2016/03/30	40,000,000	2015/09/16
68031	Standard Chartered Bank	CAM CSI300 R Bull CBBC May 2016 A	0.4100	37.0000	38.0000	2016/05/06	50,000,000	2015/09/16
68024	Standard Chartered Bank	CSOP A50 R Bull CBBC Jul 2016 B	0.2500	10.9800	11.1800	2016/07/07	50,000,000	2015/09/16
68030	Standard Chartered Bank	A50 China R Bull CBBC Jul 2016 B	0.2500	9.3800	9.5800	2016/07/27	50,000,000	2015/09/16
68012	Standard Chartered Bank	HSCEI R Bull CBBC Jul 2016 D	0.2500	9,080 per 10,000 units	9,280 per 10,000 units	2016/07/28	100,000,000	2015/09/16
68100	Standard Chartered Bank	HSI R Bull CBBC Jul 2016 W	0.2500	20,880 per 10,000 units	21,080 per 10,000 units	2016/07/28	100,000,000	2015/09/16
68102	Standard Chartered Bank	HSI R Bull CBBC Jul 2016 X	0.2500	21,080 per 20,000 units	21,380 per 20,000 units	2016/07/28	150,000,000	2015/09/16
68107	Standard Chartered Bank	HSI R Bull CBBC Jul 2016 Y	0.2500	21,480 per 10,000 units	21,680 per 10,000 units	2016/07/28	100,000,000	2015/09/16
68233	Standard Chartered Bank	HSI R Bull CBBC Jul 2016 Z	0.2500	21,880 per 10,000 units	22,080 per 10,000 units	2016/07/28	100,000,000	2015/09/16

Newly listed callable bull/bear contracts (continued)

Code	Issuer	Name of issue	Issue prices (HK\$)	Strike price (HKD) / Strike level per 10 units	Call price (HKD) / Call level per 10 units	Expiry date	No. of issue (units)	Listing date
67998	Standard Chartered Bank	HSI R Bear CBBC Feb 2016 N	0.2500	21,680 per 20,000 units	21,380 per 20,000 units	2016/02/26	150,000,000	2015/09/16
67999	Standard Chartered Bank	HSI R Bear CBBC Feb 2016 O	0.2500	21,880 per 10,000 units	21,680 per 10,000 units	2016/02/26	100,000,000	2015/09/16
68122	Standard Chartered Bank	HSI R Bear CBBC Feb 2016 P	0.2500	22,280 per 10,000 units	22,080 per 10,000 units	2016/02/26	100,000,000	2015/09/16
68018	Standard Chartered Bank	TCH R Bull CBBC Jun 2016 A	0.2500	120.80 per 100 units	122.80 per 100 units	2016/06/30	50,000,000	2015/09/16
68066	SGA Societe Generale Acceptance N.V.	HSI R Bull CBBC Jun 16Q	0.2500	20,700 per 20,000 units	20,800 per 20,000 units	2016/06/29	400,000,000	2015/09/16
68080	SGA Societe Generale Acceptance N.V.	HSI R Bull CBBC Jul 16O	0.2500	21,308 per 10,000 units	21,408 per 10,000 units	2016/07/28	200,000,000	2015/09/16
68088	SGA Societe Generale Acceptance N.V.	HSI R Bull CBBC Jul 16P	0.2500	21,508 per 10,000 units	21,608 per 10,000 units	2016/07/28	200,000,000	2015/09/16
68093	SGA Societe Generale Acceptance N.V.	HSI R Bull CBBC Jul 16Q	0.2500	21,708 per 10,000 units	21,808 per 10,000 units	2016/07/28	200,000,000	2015/09/16
68271	SGA Societe Generale Acceptance N.V.	HSI R Bull CBBC Jul 16R	0.2500	21,908 per 10,000 units	22,008 per 10,000 units	2016/07/28	200,000,000	2015/09/16
67995	SGA Societe Generale Acceptance N.V.	HSI R Bear CBBC Apr 16R	0.2500	21,538 per 10,000 units	21,438 per 10,000 units	2016/04/28	200,000,000	2015/09/16
67997	SGA Societe Generale Acceptance N.V.	HSI R Bear CBBC Apr 16S	0.2500	22,388 per 10,000 units	22,288 per 10,000 units	2016/04/28	200,000,000	2015/09/16
67996	SGA Societe Generale Acceptance N.V.	HSI R Bear CBBC May 16M	0.2500	21,938 per 10,000 units	21,838 per 10,000 units	2016/05/30	200,000,000	2015/09/16
68099	SGA Societe Generale Acceptance N.V.	HSI R Bear CBBC May 16N	0.2500	22,088 per 10,000 units	21,988 per 10,000 units	2016/05/30	200,000,000	2015/09/16
68280	SGA Societe Generale Acceptance N.V.	HSI R Bear CBBC May 16O	0.2500	22,288 per 10,000 units	22,188 per 10,000 units	2016/05/30	200,000,000	2015/09/16
68337	UBS AG	HSCEI R Bull CBBC Oct 2016 C	0.2500	9,300 per 10,000 units	9,500 per 10,000 units	2016/10/28	200,000,000	2015/09/16
68336	UBS AG	HSCEI R Bull CBBC Nov 2016 B	0.2500	9,700 per 10,000 units	9,900 per 10,000 units	2016/11/29	200,000,000	2015/09/16
68332	UBS AG	HSI R Bull CBBC Jun 2016 N	0.2500	21,150 per 12,000 units	21,350 per 12,000 units	2016/06/29	200,000,000	2015/09/16
68326	UBS AG	HSI R Bull CBBC Jul 2016 H	0.2500	21,500 per 10,000 units	21,700 per 10,000 units	2016/07/28	200,000,000	2015/09/16
68322	UBS AG	HSI R Bull CBBC Aug 2016 U	0.2500	21,700 per 10,000 units	21,900 per 10,000 units	2016/08/30	200,000,000	2015/09/16
68333	UBS AG	HSI R Bull CBBC Aug 2016 V	0.2500	20,900 per 10,000 units	21,100 per 10,000 units	2016/08/30	200,000,000	2015/09/16
68321	UBS AG	HSI R Bull CBBC Sep 2016 M	0.2500	21,900 per 10,000 units	22,100 per 10,000 units	2016/09/29	200,000,000	2015/09/16
68331	UBS AG	HSI R Bull CBBC Sep 2016 N	0.2500	21,300 per 10,000 units	21,500 per 10,000 units	2016/09/29	200,000,000	2015/09/16
68292	UBS AG	HSI R Bear CBBC Dec 2015 E	0.2500	21,510 per 12,000 units	21,260 per 12,000 units	2015/12/30	200,000,000	2015/09/16
68293	UBS AG	HSI R Bear CBBC Dec 2015 G	0.2500	21,700 per 10,000 units	21,500 per 10,000 units	2015/12/30	200,000,000	2015/09/16
68296	UBS AG	HSI R Bear CBBC Dec 2015 L	0.2500	21,900 per 12,000 units	21,650 per 12,000 units	2015/12/30	200,000,000	2015/09/16
68307	UBS AG	HSI R Bear CBBC Dec 2015 O	0.2500	22,000 per 10,000 units	21,800 per 10,000 units	2015/12/30	200,000,000	2015/09/16
68313	UBS AG	HSI R Bear CBBC Dec 2015 R	0.2500	22,200 per 10,000 units	22,000 per 10,000 units	2015/12/30	200,000,000	2015/09/16
68314	UBS AG	HSI R Bear CBBC Dec 2015 V	0.2500	22,400 per 10,000 units	22,200 per 10,000 units	2015/12/30	200,000,000	2015/09/16
68315	UBS AG	HSI R Bear CBBC Dec 2015 W	0.2500	22,600 per 10,000 units	22,400 per 10,000 units	2015/12/30	200,000,000	2015/09/16
68320	UBS AG	HSI R Bear CBBC Jan 2016 J	0.2500	23,300 per 10,000 units	23,100 per 10,000 units	2016/01/28	200,000,000	2015/09/16
68506	BNP Paribas Arbit Issu B.V.	HSI R Bull CBBC Nov 2016 M	0.2500	21,300 per 10,000 units	21,500 per 10,000 units	2016/11/29	250,000,000	2015/09/17
68507	BNP Paribas Arbit Issu B.V.	HSI R Bear CBBC Apr 2016 M	0.2500	22,000 per 10,000 units	21,800 per 10,000 units	2016/04/28	200,000,000	2015/09/17
68551	Credit Suisse AG	HSI R Bull CBBC Jul 2016 T	0.2500	21,900 per 10,000 units	22,100 per 10,000 units	2016/07/28	200,000,000	2015/09/17
68554	Credit Suisse AG	HSI R Bull CBBC Jul 2016 U	0.2500	21,750 per 10,000 units	21,950 per 10,000 units	2016/07/28	200,000,000	2015/09/17
68566	Credit Suisse AG	HSI R Bull CBBC Jul 2016 V	0.2500	21,600 per 10,000 units	21,800 per 10,000 units	2016/07/28	200,000,000	2015/09/17
68567	Credit Suisse AG	HSI R Bull CBBC Jul 2016 W	0.2500	21,450 per 10,000 units	21,650 per 10,000 units	2016/07/28	200,000,000	2015/09/17
68571	Credit Suisse AG	HSI R Bull CBBC Jul 2016 X	0.2500	21,350 per 10,000 units	21,550 per 10,000 units	2016/07/28	200,000,000	2015/09/17
68572	Credit Suisse AG	HSI R Bull CBBC Jul 2016 Y	0.2500	21,200 per 10,000 units	21,400 per 10,000 units	2016/07/28	200,000,000	2015/09/17
68579	Credit Suisse AG	HSI R Bull CBBC Jul 2016 Z	0.2500	20,900 per 10,000 units	21,100 per 10,000 units	2016/07/28	200,000,000	2015/09/17
68585	Credit Suisse AG	HSI R Bear CBBC Mar 2016 V	0.2500	22,050 per 10,000 units	21,850 per 10,000 units	2016/03/30	200,000,000	2015/09/17
68582	Credit Suisse AG	HSI R Bear CBBC Apr 2016 R	0.2500	22,200 per 10,000 units	22,000 per 10,000 units	2016/04/28	200,000,000	2015/09/17
68586	Credit Suisse AG	HSI R Bear CBBC Apr 2016 V	0.2500	21,900 per 10,000 units	21,700 per 10,000 units	2016/04/28	200,000,000	2015/09/17
68581	Credit Suisse AG	HSI R Bear CBBC May 2016 P	0.2500	22,350 per 10,000 units	22,150 per 10,000 units	2016/05/30	200,000,000	2015/09/17

Newly listed callable bull/bear contracts (continued)

Code	Issuer	Name of issue	Issue prices (HK\$)	Strike price (HKD) / Strike level per 10 units	Call price (HKD) / Call level per 10 units	Expiry date	No. of issue (units)	Listing date
68590	Credit Suisse AG	HSI R Bear CBBC May 2016 R	0.2500	21,813 per 12,000 units	21,563 per 12,000 units	2016/05/30	200,000,000	2015/09/17
68422	HK Bank	BOCL R Bull CBBC Aug 2016 E	0.2500	3.2300	3.3800	2016/08/29	100,000,000	2015/09/17
68431	HK Bank	CC Bank R Bull CBBC Aug 2016 E	0.2500	5.0300	5.1300	2016/08/22	100,000,000	2015/09/17
68425	HK Bank	China Life R Bull CBBC Aug 2016 D	0.2500	25.4000	26.0000	2016/08/22	60,000,000	2015/09/17
68436	HK Bank	CSOP A50 ETF R Bull CBBC Jul 2016 G	0.2500	11.2300	11.3800	2016/07/08	100,000,000	2015/09/17
68432	HK Bank	HKEx R Bull CBBC Sep 2016 E	0.2500	178.88 per 100 units	181.88 per 100 units	2016/09/29	100,000,000	2015/09/17
68405	HK Bank	HSCEI R Bull CBBC Dec 2016 D	0.2500	9,298 per 10,000 units	9,498 per 10,000 units	2016/12/29	100,000,000	2015/09/17
68397	HK Bank	HSI R Bull CBBC Dec 2016 J	0.2500	21,198 per 15,000 units	21,398 per 15,000 units	2016/12/29	150,000,000	2015/09/17
68434	HK Bank	HSI R Bear CBBC Dec 2016 C	0.2500	24,578 per 20,000 units	24,328 per 20,000 units	2016/12/29	400,000,000	2015/09/17
68424	HK Bank	Ping An R Bull CBBC Oct 2016 G	0.2500	36.08 per 100 units	37.08 per 100 units	2016/10/31	188,000,000	2015/09/17
68416	HK Bank	TCH R Bull CBBC Jul 2016 L	0.2500	126.88 per 100 units	128.88 per 100 units	2016/07/25	100,000,000	2015/09/17
68640	J P Morgan SP BV	HSCEI R Bear CBBC Jan 2016 G	0.2500	10,200 per 10,000 units	10,000 per 10,000 units	2016/01/28	100,000,000	2015/09/17
68527	J P Morgan SP BV	HSI R Bull CBBC Jul 2016 L	0.2500	21,450 per 10,000 units	21,650 per 10,000 units	2016/07/28	200,000,000	2015/09/17
68541	J P Morgan SP BV	HSI R Bull CBBC Jul 2016 Q	0.2500	21,000 per 10,000 units	21,200 per 10,000 units	2016/07/28	200,000,000	2015/09/17
68529	J P Morgan SP BV	HSI R Bull CBBC Aug 2016 N	0.2500	21,300 per 10,000 units	21,500 per 10,000 units	2016/08/30	200,000,000	2015/09/17
68549	J P Morgan SP BV	HSI R Bull CBBC Oct 2016 H	0.2500	20,688 per 10,000 units	20,888 per 10,000 units	2016/10/28	200,000,000	2015/09/17
68641	J P Morgan SP BV	HSI R Bear CBBC Jan 2016 V	0.2500	22,000 per 10,000 units	21,800 per 10,000 units	2016/01/28	200,000,000	2015/09/17
68643	J P Morgan SP BV	HSI R Bear CBBC Mar 2016 L	0.2500	22,400 per 10,000 units	22,200 per 10,000 units	2016/03/30	200,000,000	2015/09/17
68461	Standard Chartered Bank	HKEx R Bull CBBC Aug 2016 B	0.2500	173.88 per 100 units	178.88 per 100 units	2016/08/08	50,000,000	2015/09/17
68462	Standard Chartered Bank	HSI R Bull CBBC Jul 2016 A	0.2500	21,680 per 20,000 units	21,980 per 20,000 units	2016/07/28	150,000,000	2015/09/17
68483	Standard Chartered Bank	HSI R Bull CBBC Jul 2016 B	0.2500	20,880 per 20,000 units	21,180 per 20,000 units	2016/07/28	150,000,000	2015/09/17
68486	Standard Chartered Bank	HSI R Bull CBBC Jul 2016 C	0.2500	21,330 per 10,000 units	21,530 per 10,000 units	2016/07/28	100,000,000	2015/09/17
68520	Standard Chartered Bank	HSI R Bear CBBC Feb 2016 Q	0.2500	22,480 per 20,000 units	22,180 per 20,000 units	2016/02/26	150,000,000	2015/09/17
68521	Standard Chartered Bank	HSI R Bear CBBC Feb 2016 R	0.2500	22,080 per 20,000 units	21,780 per 20,000 units	2016/02/26	150,000,000	2015/09/17
68444	SGA Societe Generale Acceptance N.V.	HSI R Bull CBBC Jun 16 R	0.2500	21,208 per 10,000 units	21,308 per 10,000 units	2016/06/29	200,000,000	2015/09/17
68453	SGA Societe Generale Acceptance N.V.	HSI R Bull CBBC Aug 16 J	0.2500	21,408 per 10,000 units	21,508 per 10,000 units	2016/08/30	200,000,000	2015/09/17
68454	SGA Societe Generale Acceptance N.V.	HSI R Bull CBBC Aug 16 K	0.2500	21,608 per 10,000 units	21,708 per 10,000 units	2016/08/30	200,000,000	2015/09/17
68456	SGA Societe Generale Acceptance N.V.	HSI R Bull CBBC Aug 16 L	0.2500	21,808 per 10,000 units	21,908 per 10,000 units	2016/08/30	200,000,000	2015/09/17
68458	SGA Societe Generale Acceptance N.V.	HSI R Bull CBBC Aug 16 M	0.2500	22,008 per 10,000 units	22,108 per 10,000 units	2016/08/30	200,000,000	2015/09/17
68496	SGA Societe Generale Acceptance N.V.	HSI R Bear CBBC Apr 16 T	0.2500	21,988 per 10,000 units	21,888 per 10,000 units	2016/04/28	200,000,000	2015/09/17
68505	SGA Societe Generale Acceptance N.V.	HSI R Bear CBBC Apr 16 U	0.2500	22,188 per 10,000 units	22,088 per 10,000 units	2016/04/28	200,000,000	2015/09/17
68487	SGA Societe Generale Acceptance N.V.	HSI R Bear CBBC May 16 P	0.2500	21,788 per 10,000 units	21,688 per 10,000 units	2016/05/30	200,000,000	2015/09/17
68604	UBS AG	HSI R Bull CBBC Jun 2016 H	0.2500	21,650 per 12,000 units	21,850 per 12,000 units	2016/06/29	200,000,000	2015/09/17
68614	UBS AG	HSI R Bull CBBC Jul 2016 D	0.2500	21,250 per 10,000 units	21,450 per 10,000 units	2016/07/28	200,000,000	2015/09/17
68618	UBS AG	HSI R Bull CBBC Jul 2016 E	0.2500	20,850 per 12,000 units	21,050 per 12,000 units	2016/07/28	200,000,000	2015/09/17
68620	UBS AG	HSI R Bull CBBC Jul 2016 I	0.2500	20,450 per 10,000 units	20,650 per 10,000 units	2016/07/28	200,000,000	2015/09/17
68608	UBS AG	HSI R Bull CBBC Aug 2016 W	0.2500	21,400 per 10,000 units	21,600 per 10,000 units	2016/08/30	200,000,000	2015/09/17
68616	UBS AG	HSI R Bull CBBC Aug 2016 X	0.2500	21,100 per 10,000 units	21,300 per 10,000 units	2016/08/30	200,000,000	2015/09/17
68596	UBS AG	HSI R Bull CBBC Sep 2016 O	0.2500	21,800 per 10,000 units	22,000 per 10,000 units	2016/09/29	200,000,000	2015/09/17
68621	UBS AG	HSI R Bull CBBC Oct 2016 K	0.2500	21,931 per 10,000 units	22,131 per 10,000 units	2016/10/28	200,000,000	2015/09/17
68624	UBS AG	HSI R Bear CBBC Jan 2016 F	0.2500	21,800 per 10,000 units	21,600 per 10,000 units	2016/01/28	200,000,000	2015/09/17
68636	UBS AG	HSI R Bear CBBC Jan 2016 Y	0.2500	22,300 per 10,000 units	22,100 per 10,000 units	2016/01/28	200,000,000	2015/09/17
68639	UBS AG	HSI R Bear CBBC Feb 2016 D	0.2500	22,500 per 12,000 units	22,250 per 12,000 units	2016/02/26	200,000,000	2015/09/17

Newly listed callable bull/bear contracts (continued)

Code	Issuer	Name of issue	Issue prices (HK\$)	Strike price (HKD) / Strike level per 10 units	Call price (HKD) / Call level per 10 units	Expiry date	No. of issue (units)	Listing date
68628	UBS AG	HSI R Bear CBBC Feb 2016 Y	0.2500	22,050 per 12,000 units	21,850 per 12,000 units	2016/02/26	200,000,000	2015/09/17
68735	Credit Suisse AG	China Life R Bull CBBC Apr 2016 B	0.4400	22.8000	23.8000	2016/04/29	80,000,000	2015/09/18
68731	Credit Suisse AG	CSOP A50 ETF R Bull CBBC Jun 2016 A	0.2500	11.2000	11.5000	2016/06/30	100,000,000	2015/09/18
68710	Credit Suisse AG	CSOP A50 ETF R Bull CBBC Jul 2016 A	0.2500	10.6000	10.9000	2016/07/29	100,000,000	2015/09/18
68734	Credit Suisse AG	A50 China R Bull CBBC Jun 2016 A	0.2500	9.0800	9.3800	2016/06/30	100,000,000	2015/09/18
68738	Credit Suisse AG	HKEx R Bull CBBC May 2016 A	0.2500	173 per 100 units	179 per 100 units	2016/05/31	80,000,000	2015/09/18
68741	Credit Suisse AG	HKEx R Bear CBBC Mar 2016 A	0.2500	207.10 per 100 units	201.10 per 100 units	2016/03/31	80,000,000	2015/09/18
68766	Credit Suisse AG	HSI R Bull CBBC Mar 2016 I	0.2500	21,300 per 10,000 units	21,500 per 10,000 units	2016/03/30	200,000,000	2015/09/18
68758	Credit Suisse AG	HSI R Bull CBBC Mar 2016 Y	0.2500	21,478 per 12,000 units	21,728 per 12,000 units	2016/03/30	200,000,000	2015/09/18
68759	Credit Suisse AG	HSI R Bull CBBC Mar 2016 Z	0.2500	21,425 per 10,000 units	21,625 per 10,000 units	2016/03/30	200,000,000	2015/09/18
68753	Credit Suisse AG	HSI R Bear CBBC Feb 2016 F	0.2500	22,150 per 10,000 units	21,950 per 10,000 units	2016/02/26	200,000,000	2015/09/18
68767	Credit Suisse AG	HSI R Bear CBBC Feb 2016 T	0.2500	21,755 per 12,000 units	21,505 per 12,000 units	2016/02/26	200,000,000	2015/09/18
68748	Credit Suisse AG	HSI R Bear CBBC Mar 2016 W	0.2500	21,850 per 10,000 units	21,650 per 10,000 units	2016/03/30	200,000,000	2015/09/18
68754	Credit Suisse AG	HSI R Bear CBBC Mar 2016 X	0.2500	22,300 per 10,000 units	22,100 per 10,000 units	2016/03/30	200,000,000	2015/09/18
68751	Credit Suisse AG	HSI R Bear CBBC Apr 2016 W	0.2500	22,000 per 10,000 units	21,800 per 10,000 units	2016/04/28	200,000,000	2015/09/18
68736	Credit Suisse AG	Ping An R Bull CBBC Jul 2016 A	0.2500	34.80 per 100 units	36.30 per 100 units	2016/07/29	100,000,000	2015/09/18
68747	Credit Suisse AG	TCH R Bull CBBC Jun 2016 A	0.2500	117.60 per 100 units	120.10 per 100 units	2016/06/30	80,000,000	2015/09/18
68655	HK Bank	HSI R Bull CBBC Nov 2016 J	0.2500	20,498 per 15,000 units	20,698 per 15,000 units	2016/11/29	150,000,000	2015/09/18
68662	HK Bank	HSI R Bear CBBC Sep 2016 E	0.2500	22,388 per 15,000 units	22,188 per 15,000 units	2016/09/29	100,000,000	2015/09/18
68660	HK Bank	HSI R Bear CBBC Oct 2016 D	0.2500	22,088 per 15,000 units	21,888 per 15,000 units	2016/10/28	100,000,000	2015/09/18
68650	HK Bank	Haitong Sec R Bull CBBC Aug 2016 B	0.3500	8.8800	9.8800	2016/08/29	60,000,000	2015/09/18
68648	HK Bank	TCH R Bear CBBC Oct 2016 B	0.2500	136.88 per 100 units	134.88 per 100 units	2016/10/31	100,000,000	2015/09/18
68779	J P Morgan SP BV	A50 China R Bull CBBC Aug 2016 B	0.2500	9.2800	9.5800	2016/08/12	100,000,000	2015/09/18
68780	J P Morgan SP BV	HKEx R Bull CBBC Oct 2016 E	0.2500	168.88 per 100 units	173.88 per 100 units	2016/10/14	100,000,000	2015/09/18
68777	J P Morgan SP BV	HSI R Bull CBBC Aug 2016 O	0.2500	21,546 per 10,000 units	21,746 per 10,000 units	2016/08/30	200,000,000	2015/09/18
68783	J P Morgan SP BV	HSI R Bull CBBC Aug 2016 P	0.2500	20,800 per 10,000 units	21,000 per 10,000 units	2016/08/30	200,000,000	2015/09/18
68788	J P Morgan SP BV	HSI R Bull CBBC Sep 2016 H	0.2500	20,400 per 10,000 units	20,600 per 10,000 units	2016/09/29	200,000,000	2015/09/18
68781	J P Morgan SP BV	HSI R Bull CBBC Oct 2016 I	0.2500	21,100 per 10,000 units	21,300 per 10,000 units	2016/10/28	200,000,000	2015/09/18
68683	J P Morgan SP BV	HSI R Bear CBBC Jan 2016 W	0.2500	21,800 per 10,000 units	21,600 per 10,000 units	2016/01/28	200,000,000	2015/09/18
68686	J P Morgan SP BV	HSI R Bear CBBC Mar 2016 M	0.2500	22,200 per 10,000 units	22,000 per 10,000 units	2016/03/30	200,000,000	2015/09/18
68688	Standard Chartered Bank	HSI R Bull CBBC Jul 2016 G	0.2500	21,280 per 20,000 units	21,580 per 20,000 units	2016/07/28	150,000,000	2015/09/18
68690	Standard Chartered Bank	HSI R Bull CBBC Jul 2016 I	0.2500	20,680 per 20,000 units	20,980 per 20,000 units	2016/07/28	150,000,000	2015/09/18
68679	Standard Chartered Bank	HSI R Bear CBBC Feb 2016 S	0.2500	22,080 per 10,000 units	21,880 per 10,000 units	2016/02/26	100,000,000	2015/09/18
68682	Standard Chartered Bank	HSI R Bear CBBC Feb 2016 T	0.2500	23,280 per 20,000 units	22,980 per 20,000 units	2016/02/26	150,000,000	2015/09/18
68698	SGA Societe Generale Acceptance N.V.	HSI R Bull CBBC Jun16 S	0.2500	21,358 per 10,000 units	21,458 per 10,000 units	2016/06/29	200,000,000	2015/09/18
68709	SGA Societe Generale Acceptance N.V.	HSI R Bull CBBC Jun16 T	0.2500	21,558 per 10,000 units	21,658 per 10,000 units	2016/06/29	200,000,000	2015/09/18
68692	SGA Societe Generale Acceptance N.V.	HSI R Bull CBBC Jul16 S	0.2500	21,058 per 10,000 units	21,158 per 10,000 units	2016/07/28	200,000,000	2015/09/18
68670	SGA Societe Generale Acceptance N.V.	HSI R Bear CBBC Mar16 R	0.2500	22,138 per 10,000 units	22,038 per 10,000 units	2016/03/30	200,000,000	2015/09/18
68677	SGA Societe Generale Acceptance N.V.	HSI R Bear CBBC Mar16 S	0.2500	22,438 per 10,000 units	22,338 per 10,000 units	2016/03/30	200,000,000	2015/09/18
68668	SGA Societe Generale Acceptance N.V.	HSI R Bear CBBC Apr16 V	0.2500	21,688 per 10,000 units	21,588 per 10,000 units	2016/04/28	200,000,000	2015/09/18
68669	SGA Societe Generale Acceptance N.V.	HSI R Bear CBBC Apr16 W	0.2500	21,888 per 10,000 units	21,788 per 10,000 units	2016/04/28	200,000,000	2015/09/18
68776	UBS AG	HSCEI R Bear CBBC Jan 2016 A	0.2500	10,400 per 10,000 units	10,200 per 10,000 units	2016/01/28	100,000,000	2015/09/18
68775	UBS AG	HSI R Bull CBBC Jun 2016 S	0.2500	21,450 per 10,000 units	21,650 per 10,000 units	2016/06/29	200,000,000	2015/09/18

Newly listed callable bull/bear contracts (continued)

Code	Issuer	Name of issue	Issue prices (HK\$)	Strike price (HKD) / Strike level per 10 units	Call price (HKD) / Call level per 10 units	Expiry date	No. of issue (units)	Listing date
68773	UBS AG	HSI R Bear CBBC Jan 2016 A	0.2500	21,900 per 10,000 units	21,700 per 10,000 units	2016/01/28	200,000,000	2015/09/18
68774	UBS AG	HSI R Bear CBBC Jan 2016 C	0.2500	22,100 per 10,000 units	21,900 per 10,000 units	2016/01/28	200,000,000	2015/09/18
68807	BNP Paribas Arbit Issu B.V.	HSI R Bear CBBC Apr 2016 O	0.2500	21,800 per 10,000 units	21,600 per 10,000 units	2016/04/28	200,000,000	2015/09/21
68821	Credit Suisse AG	HSI R Bull CBBC Jun 2016 L	0.2500	21,311 per 12,000 units	21,561 per 12,000 units	2016/06/29	200,000,000	2015/09/21
68820	Credit Suisse AG	HSI R Bear CBBC Apr 2016 X	0.2500	21,683 per 10,000 units	21,483 per 10,000 units	2016/04/28	200,000,000	2015/09/21
68854	J P Morgan SP BV	HSI R Bull CBBC Apr 2016 F	0.2500	20,950 per 10,000 units	21,150 per 10,000 units	2016/04/28	200,000,000	2015/09/21
68853	J P Morgan SP BV	HSI R Bull CBBC Aug 2016 Q	0.2500	20,500 per 10,000 units	20,700 per 10,000 units	2016/08/30	200,000,000	2015/09/21
68826	J P Morgan SP BV	HSI R Bear CBBC Feb 2016 Q	0.2500	21,688 per 10,000 units	21,488 per 10,000 units	2016/02/26	200,000,000	2015/09/21
68828	J P Morgan SP BV	HSI R Bear CBBC Feb 2016 T	0.2500	21,988 per 10,000 units	21,788 per 10,000 units	2016/02/26	200,000,000	2015/09/21
68850	J P Morgan SP BV	HSI R Bear CBBC Apr 2016 D	0.2500	22,288 per 10,000 units	22,088 per 10,000 units	2016/04/28	200,000,000	2015/09/21
68806	Macquarie Bank Ltd.	HSI R Bull CBBC Mar 2016 F	0.3040	18,980 per 10,000 units	19,000 per 10,000 units	2016/03/30	35,000,000	2015/09/21
68802	Macquarie Bank Ltd.	HSI R Bear CBBC Mar 2016 E	0.2920	22,200 per 10,000 units	22,000 per 10,000 units	2016/03/30	35,000,000	2015/09/21
68799	Standard Chartered Bank	HSI R Bull CBBC Jul 2016 M	0.2500	21,280 per 10,000 units	21,480 per 10,000 units	2016/07/28	100,000,000	2015/09/21
68814	SGA Societe Generale Acceptance N.V.	HSI R Bull CBBC Aug 16 N	0.2500	20,958 per 10,000 units	21,058 per 10,000 units	2016/08/30	200,000,000	2015/09/21
68818	SGA Societe Generale Acceptance N.V.	HSI R Bull CBBC Aug 16 O	0.2500	21,258 per 10,000 units	21,358 per 10,000 units	2016/08/30	200,000,000	2015/09/21
68797	SGA Societe Generale Acceptance N.V.	HSI R Bear CBBC May 16 Q	0.2500	21,638 per 10,000 units	21,538 per 10,000 units	2016/05/30	200,000,000	2015/09/21
68796	SGA Societe Generale Acceptance N.V.	HSI R Bear CBBC Jun 16 A	0.2500	22,038 per 10,000 units	21,938 per 10,000 units	2016/06/29	200,000,000	2015/09/21
68822	UBS AG	HSI R Bull CBBC Jun 2016 A	0.2500	21,350 per 12,000 units	21,550 per 12,000 units	2016/06/29	200,000,000	2015/09/21
68899	Credit Suisse AG	HSI R Bull CBBC Feb 2016 E	0.2500	21,225 per 12,000 units	21,475 per 12,000 units	2016/02/26	200,000,000	2015/09/22
68900	Credit Suisse AG	HSI R Bear CBBC Dec 2015 B	0.2500	21,706 per 12,000 units	21,456 per 12,000 units	2015/12/30	200,000,000	2015/09/22
68919	Bank of East Asia	CAM CSI300 R Bull CBBC Dec 2016 A	0.2500	25.80 per 100 units	26.80 per 100 units	2016/12/30	80,000,000	2015/09/22
68920	Bank of East Asia	China Mobile R Bull CBBC Jan 2017 A	0.2500	67.80 per 100 units	69.80 per 100 units	2017/01/04	40,000,000	2015/09/22
68909	Bank of East Asia	HS H-SH ETF R Bull CBBC Dec 2016 A	0.2500	75.28 per 100 units	77.28 per 100 units	2016/12/28	40,000,000	2015/09/22
68901	Bank of East Asia	HSBC Holdings R Bull CBBC Dec 2016 A	0.2500	45 per 100 units	47.80 per 100 units	2016/12/05	50,000,000	2015/09/22
68921	Bank of East Asia	PetCh R Bull CBBC Jan 2017 A	0.2500	4.0500	4.4000	2017/01/06	50,000,000	2015/09/22
68877	HK Bank	China Mobile R Bull CBBC Nov 2016 D	0.2500	69.88 per 100 units	71.88 per 100 units	2016/11/14	120,000,000	2015/09/22
68884	HK Bank	CM Bank R Bull CBBC Oct 2016 B	0.2500	16.7800	17.3800	2016/10/03	40,000,000	2015/09/22
68871	HK Bank	CNOOC R Bull CBBC Oct 2016 D	0.2500	6.6800	7.1800	2016/10/31	60,000,000	2015/09/22
68872	HK Bank	CNOOC R Bear CBBC Dec 2016 B	0.2500	10.1800	9.6800	2016/12/01	40,000,000	2015/09/22
68883	HK Bank	HKEX R Bull CBBC Oct 2016 J	0.5100	135.88 per 100 units	138.88 per 100 units	2016/10/24	100,000,000	2015/09/22
68886	HK Bank	PetCh R Bull CBBC Dec 2016 D	0.2500	3.4300	3.7800	2016/12/19	60,000,000	2015/09/22
68885	HK Bank	Ping An R Bull CBBC Nov 2016 J	0.2500	26.88 per 100 units	27.88 per 100 units	2016/11/21	188,000,000	2015/09/22
68879	HK Bank	TCH R Bull CBBC Oct 2016 B	0.2800	102.88 per 100 units	104.88 per 100 units	2016/10/31	100,000,000	2015/09/22
68878	HK Bank	TCH R Bear CBBC Oct 2016 C	0.2500	133.88 per 100 units	131.88 per 100 units	2016/10/24	100,000,000	2015/09/22
68929	J P Morgan SP BV	CAM CSI300 R Bull CBBC Aug 2016 B	0.2500	33.88 per 100 units	34.88 per 100 units	2016/08/19	100,000,000	2015/09/22
68894	J P Morgan SP BV	HSI R Bull CBBC Sep 2016 I	0.2500	21,288 per 10,000 units	21,488 per 10,000 units	2016/09/29	200,000,000	2015/09/22
68934	J P Morgan SP BV	HSI R Bull CBBC Oct 2016 J	0.2500	20,388 per 10,000 units	20,588 per 10,000 units	2016/10/28	200,000,000	2015/09/22
68931	J P Morgan SP BV	HSI R Bull CBBC Nov 2016 I	0.2500	20,750 per 20,000 units	20,950 per 20,000 units	2016/11/29	200,000,000	2015/09/22
68965	J P Morgan SP BV	HSI R Bear CBBC Jan 2016 Z	0.2500	21,850 per 10,000 units	21,650 per 10,000 units	2016/01/28	200,000,000	2015/09/22
68935	J P Morgan SP BV	HSI R Bear CBBC Apr 2016 E	0.2500	22,150 per 20,000 units	21,950 per 20,000 units	2016/04/28	200,000,000	2015/09/22
68887	Standard Chartered Bank	HSI R Bull CBBC Jul 2016 L	0.2500	21,080 per 10,000 units	21,280 per 10,000 units	2016/07/28	100,000,000	2015/09/22
68890	Standard Chartered Bank	HSI R Bull CBBC Jul 2016 N	0.2500	20,280 per 20,000 units	20,580 per 20,000 units	2016/07/28	150,000,000	2015/09/22
68891	Standard Chartered Bank	HSI R Bear CBBC Feb 2016 U	0.2500	22,280 per 20,000 units	21,980 per 20,000 units	2016/02/26	150,000,000	2015/09/22

Newly listed callable bull/bear contracts (continued)

Code	Issuer	Name of issue	Issue prices (HK\$)	Strike price (HKD) / Strike level per 10 units	Call price (HKD) / Call level per 10 units	Expiry date	No. of issue (units)	Listing date
68892	Standard Chartered Bank	HSI R Bear CBBC Feb 2016 V	0.2500	21,880 per 20,000 units	21,580 per 20,000 units	2016/02/26	150,000,000	2015/09/22
68898	SGA Societe Generale Acceptance N.V.	HSI R Bull CBBC Sep16 J	0.2500	21,458 per 10,000 units	21,558 per 10,000 units	2016/09/29	200,000,000	2015/09/22
68924	SGA Societe Generale Acceptance N.V.	HSI R Bear CBBC Jun16 B	0.2500	21,588 per 10,000 units	21,488 per 10,000 units	2016/06/29	200,000,000	2015/09/22
69097	BNP Paribas Arbit Issu B.V.	HSI R Bull CBBC Nov 2016 O	0.2500	21,500 per 10,000 units	21,700 per 10,000 units	2016/11/29	250,000,000	2015/09/23
69104	BNP Paribas Arbit Issu B.V.	HSI R Bull CBBC Nov 2016 P	0.2500	21,700 per 10,000 units	21,900 per 10,000 units	2016/11/29	250,000,000	2015/09/23
69099	BNP Paribas Arbit Issu B.V.	HSI R Bull CBBC Dec 2016 G	0.2500	21,600 per 10,000 units	21,800 per 10,000 units	2016/12/29	250,000,000	2015/09/23
68998	BNP Paribas Arbit Issu B.V.	HSI R Bear CBBC Mar 2016 U	0.2500	22,100 per 10,000 units	21,900 per 10,000 units	2016/03/30	200,000,000	2015/09/23
69000	BNP Paribas Arbit Issu B.V.	HSI R Bear CBBC Mar 2016 V	0.2500	22,300 per 10,000 units	22,100 per 10,000 units	2016/03/30	200,000,000	2015/09/23
68999	BNP Paribas Arbit Issu B.V.	HSI R Bear CBBC Apr 2016 P	0.2500	22,200 per 10,000 units	22,000 per 10,000 units	2016/04/28	200,000,000	2015/09/23
69061	Credit Suisse AG	HSI R Bull CBBC Jun 2016 M	0.2500	21,500 per 10,000 units	21,700 per 10,000 units	2016/06/29	200,000,000	2015/09/23
69062	Credit Suisse AG	HSI R Bull CBBC Jun 2016 P	0.2500	21,650 per 10,000 units	21,850 per 10,000 units	2016/06/29	200,000,000	2015/09/23
69065	Credit Suisse AG	HSI R Bull CBBC Jun 2016 Q	0.2500	21,716 per 12,000 units	21,966 per 12,000 units	2016/06/29	200,000,000	2015/09/23
69003	Credit Suisse AG	HSI R Bear CBBC Dec 2015 C	0.2500	21,750 per 10,000 units	21,550 per 10,000 units	2015/12/30	200,000,000	2015/09/23
69024	Credit Suisse AG	HSI R Bear CBBC Dec 2015 D	0.2500	21,950 per 10,000 units	21,750 per 10,000 units	2015/12/30	200,000,000	2015/09/23
69039	Credit Suisse AG	HSI R Bear CBBC Dec 2015 G	0.2500	22,100 per 10,000 units	21,900 per 10,000 units	2015/12/30	200,000,000	2015/09/23
69052	Credit Suisse AG	HSI R Bear CBBC Dec 2015 H	0.2500	22,250 per 10,000 units	22,050 per 10,000 units	2015/12/30	200,000,000	2015/09/23
69120	J P Morgan SP BV	HSI R Bull CBBC Sep 2016 J	0.2500	21,766 per 10,000 units	21,966 per 10,000 units	2016/09/29	200,000,000	2015/09/23
69123	J P Morgan SP BV	HSI R Bull CBBC Oct 2016 K	0.2500	21,500 per 10,000 units	21,700 per 10,000 units	2016/10/28	200,000,000	2015/09/23
69130	J P Morgan SP BV	HSI R Bull CBBC Dec 2016 F	0.2500	21,188 per 10,000 units	21,388 per 10,000 units	2016/12/29	200,000,000	2015/09/23
68992	J P Morgan SP BV	HSI R Bear CBBC Dec 2015 Y	0.2500	21,700 per 10,000 units	21,500 per 10,000 units	2015/12/30	200,000,000	2015/09/23
69106	J P Morgan SP BV	HSI R Bear CBBC Jan 2016 X	0.2500	22,050 per 10,000 units	21,850 per 10,000 units	2016/01/28	200,000,000	2015/09/23
69110	J P Morgan SP BV	HSI R Bear CBBC Feb 2016 U	0.2500	22,300 per 10,000 units	22,100 per 10,000 units	2016/02/26	200,000,000	2015/09/23
69117	J P Morgan SP BV	HSI R Bear CBBC Apr 2016 F	0.2500	22,650 per 10,000 units	22,450 per 10,000 units	2016/04/28	200,000,000	2015/09/23
68989	Standard Chartered Bank	HSI R Bull CBBC Jul 2016 O	0.2500	20,480 per 10,000 units	20,680 per 10,000 units	2016/07/28	100,000,000	2015/09/23
69131	Standard Chartered Bank	HSI R Bull CBBC Jul 2016 P	0.2500	21,480 per 10,000 units	21,680 per 10,000 units	2016/07/28	100,000,000	2015/09/23
68982	Standard Chartered Bank	HSI R Bear CBBC Feb 2016 W	0.2500	21,880 per 10,000 units	21,680 per 10,000 units	2016/02/26	100,000,000	2015/09/23
68991	Standard Chartered Bank	Ping An R Bull CBBC Aug 2016 B	0.2500	33.80 per 100 units	35.80 per 100 units	2016/08/26	50,000,000	2015/09/23
69066	SGA Societe Generale Acceptance N.V.	HSI R Bull CBBC Jul16 T	0.2500	21,658 per 10,000 units	21,758 per 10,000 units	2016/07/28	200,000,000	2015/09/23
69067	SGA Societe Generale Acceptance N.V.	HSI R Bull CBBC Jul16 U	0.2500	21,858 per 10,000 units	21,958 per 10,000 units	2016/07/28	200,000,000	2015/09/23
69001	SGA Societe Generale Acceptance N.V.	HSI R Bear CBBC May16 R	0.2500	21,938 per 10,000 units	21,838 per 10,000 units	2016/05/30	200,000,000	2015/09/23
68969	SGA Societe Generale Acceptance N.V.	HSI R Bear CBBC Jun16 C	0.2500	21,738 per 10,000 units	21,638 per 10,000 units	2016/06/29	200,000,000	2015/09/23
69002	SGA Societe Generale Acceptance N.V.	HSI R Bear CBBC Jun16 D	0.2500	22,238 per 10,000 units	22,138 per 10,000 units	2016/06/29	200,000,000	2015/09/23
69089	UBS AG	HSI R Bull CBBC Jul 2016 L	0.2500	21,750 per 10,000 units	21,950 per 10,000 units	2016/07/28	200,000,000	2015/09/23
69091	UBS AG	HSI R Bull CBBC Aug 2016 Y	0.2500	21,600 per 10,000 units	21,800 per 10,000 units	2016/08/30	200,000,000	2015/09/23
69068	UBS AG	HSI R Bear CBBC Dec 2015 B	0.2500	21,700 per 10,000 units	21,500 per 10,000 units	2015/12/30	200,000,000	2015/09/23
69070	UBS AG	HSI R Bear CBBC Dec 2015 C	0.2500	21,900 per 12,000 units	21,650 per 12,000 units	2015/12/30	200,000,000	2015/09/23
69075	UBS AG	HSI R Bear CBBC Dec 2015 D	0.2500	22,000 per 10,000 units	21,800 per 10,000 units	2015/12/30	200,000,000	2015/09/23
69082	UBS AG	HSI R Bear CBBC Dec 2015 E	0.2500	22,200 per 10,000 units	22,000 per 10,000 units	2015/12/30	200,000,000	2015/09/23
69242	BNP Paribas Arbit Issu B.V.	HS H ETF R Bull CBBC Jan 2016 J	0.2500	96 per 100 units	98 per 100 units	2016/01/29	60,000,000	2015/09/24
69223	BNP Paribas Arbit Issu B.V.	HSI R Bull CBBC Dec 2016 K	0.2500	21,800 per 10,000 units	22,000 per 10,000 units	2016/12/29	250,000,000	2015/09/24
69235	BNP Paribas Arbit Issu B.V.	HSI R Bear CBBC Apr 2016 Q	0.2500	22,400 per 10,000 units	22,200 per 10,000 units	2016/04/28	200,000,000	2015/09/24
69244	BNP Paribas Arbit Issu B.V.	Ping An R Bull CBBC Dec 2016 B	0.2500	37 per 100 units	38 per 100 units	2016/12/30	68,000,000	2015/09/24
69253	Credit Suisse AG	CCB R Bull CBBC May 2016 A	0.2500	5.0000	5.1500	2016/05/27	70,000,000	2015/09/24

Newly listed callable bull/bear contracts (continued)

Code	Issuer	Name of issue	Issue prices (HK\$)	Strike price (HKD) / Strike level per 10 units	Call price (HKD) / Call level per 10 units	Expiry date	No. of issue (units)	Listing date
69251	Credit Suisse AG	China Life R Bull CBBC May 2016 B	0.3700	25.5000	26.5000	2016/05/27	80,000,000	2015/09/24
69258	Credit Suisse AG	CRRC R Bull CBBC May 2016 A	0.2500	9.0800	9.5800	2016/05/27	70,000,000	2015/09/24
69261	Credit Suisse AG	HSI R Bull CBBC May 2016 E	0.2500	21,886 per 12,000 units	22,136 per 12,000 units	2016/05/30	200,000,000	2015/09/24
69262	Credit Suisse AG	HSI R Bull CBBC May 2016 I	0.2500	21,800 per 10,000 units	22,000 per 10,000 units	2016/05/30	200,000,000	2015/09/24
69289	Credit Suisse AG	HSI R Bull CBBC May 2016 J	0.2500	21,700 per 10,000 units	21,900 per 10,000 units	2016/05/30	200,000,000	2015/09/24
69293	Credit Suisse AG	HSI R Bull CBBC May 2016 K	0.2500	21,550 per 10,000 units	21,750 per 10,000 units	2016/05/30	200,000,000	2015/09/24
69245	Credit Suisse AG	HSI R Bear CBBC Dec 2015 I	0.2500	22,350 per 10,000 units	22,150 per 10,000 units	2015/12/30	200,000,000	2015/09/24
69297	Credit Suisse AG	HSI R Bear CBBC Dec 2015 Q	0.2500	22,200 per 10,000 units	22,000 per 10,000 units	2015/12/30	200,000,000	2015/09/24
69300	Credit Suisse AG	HSI R Bear CBBC Dec 2015 T	0.2500	22,055 per 10,000 units	21,855 per 10,000 units	2015/12/30	200,000,000	2015/09/24
69252	Credit Suisse AG	ICBC R Bull CBBC May 2016 A	0.2500	4.1800	4.3800	2016/05/27	70,000,000	2015/09/24
69259	Credit Suisse AG	TCH R Bull CBBC Apr 2016 A	0.2500	127.20 per 100 units	129.20 per 100 units	2016/04/29	80,000,000	2015/09/24
69151	HK Bank	CAM CSI300 R Bull CBBC Sep 2016 D	0.3200	37.3800	38.3800	2016/09/19	100,000,000	2015/09/24
69152	HK Bank	BOCL R Bear CBBC Oct 2016 A	0.2500	4.4300	4.2800	2016/10/17	40,000,000	2015/09/24
69173	HK Bank	CSOP A50 ETF R Bull CBBC May 2016 G	0.2500	11.5300	11.6800	2016/05/31	100,000,000	2015/09/24
69175	HK Bank	A50 R Bull CBBC Jul 2016 C	0.2500	9.8300	9.9800	2016/07/29	100,000,000	2015/09/24
69155	HK Bank	HKEH R Bull CBBC Sep 2016 F	0.2500	175.88 per 100 units	178.88 per 100 units	2016/09/30	100,000,000	2015/09/24
69142	HK Bank	HSCEI R Bull CBBC Oct 2016 G	0.2500	9,498 per 10,000 units	9,698 per 10,000 units	2016/10/28	100,000,000	2015/09/24
69177	HK Bank	HSI R Bull CBBC Sep 2016 O	0.2500	21,398 per 15,000 units	21,598 per 15,000 units	2016/09/29	150,000,000	2015/09/24
69160	HK Bank	Ping An R Bull CBBC Oct 2016 H	0.2500	37.0800	38.0800	2016/10/26	40,000,000	2015/09/24
69153	HK Bank	TCH R Bull CBBC Sep 2016 C	0.2500	128.88 per 100 units	130.88 per 100 units	2016/09/12	100,000,000	2015/09/24
69330	J P Morgan SP BV	HSI R Bull CBBC Oct 2016 L	0.2500	21,600 per 10,000 units	21,800 per 10,000 units	2016/10/28	200,000,000	2015/09/24
69329	J P Morgan SP BV	HSI R Bull CBBC Nov 2016 J	0.2500	21,900 per 10,000 units	22,100 per 10,000 units	2016/11/29	200,000,000	2015/09/24
69211	Macquarie Bank Ltd.	HSI R Bear CBBC Mar 2016 F	0.2500	22,950 per 10,000 units	22,750 per 10,000 units	2016/03/30	40,000,000	2015/09/24
69198	Standard Chartered Bank	China Life R Bull CBBC Aug 2016 A	0.2500	25.28 per 100 units	27.28 per 100 units	2016/08/22	50,000,000	2015/09/24
69191	Standard Chartered Bank	HSI R Bull CBBC Jul 2016 R	0.2500	21,680 per 10,000 units	21,880 per 10,000 units	2016/07/28	100,000,000	2015/09/24
69207	Standard Chartered Bank	HSI R Bull CBBC Jul 2016 Y	0.2500	21,880 per 10,000 units	22,080 per 10,000 units	2016/07/28	100,000,000	2015/09/24
69182	Standard Chartered Bank	HSI R Bear CBBC Feb 2016 X	0.2500	22,280 per 10,000 units	22,080 per 10,000 units	2016/02/26	100,000,000	2015/09/24
69192	SGA Societe Generale Acceptance N.V.	HSI R Bull CBBC Jun16 U	0.2500	21,758 per 10,000 units	21,858 per 10,000 units	2016/06/29	200,000,000	2015/09/24
69194	SGA Societe Generale Acceptance N.V.	HSI R Bull CBBC Aug16 P	0.2500	22,008 per 10,000 units	22,108 per 10,000 units	2016/08/30	200,000,000	2015/09/24
69197	SGA Societe Generale Acceptance N.V.	HSI R Bear CBBC May16 S	0.2500	22,638 per 10,000 units	22,538 per 10,000 units	2016/05/30	200,000,000	2015/09/24
69328	SGA Societe Generale Acceptance N.V.	HSI R Bear CBBC May16 T	0.2500	22,088 per 10,000 units	21,988 per 10,000 units	2016/05/30	200,000,000	2015/09/24
69196	SGA Societe Generale Acceptance N.V.	HSI R Bear CBBC Jun16 E	0.2500	22,338 per 10,000 units	22,238 per 10,000 units	2016/06/29	200,000,000	2015/09/24
69311	UBS AG	HSCEI R Bull CBBC Jun 2016 E	0.2500	9,550 per 10,000 units	9,750 per 10,000 units	2016/06/29	200,000,000	2015/09/24
69319	UBS AG	HSI R Bull CBBC Jun 2016 T	0.2500	21,900 per 10,000 units	22,100 per 10,000 units	2016/06/29	200,000,000	2015/09/24
69320	UBS AG	HSI R Bull CBBC Jul 2016 O	0.2500	21,700 per 10,000 units	21,900 per 10,000 units	2016/07/28	200,000,000	2015/09/24
69327	UBS AG	HSI R Bull CBBC Aug 2016 Z	0.2500	21,500 per 12,000 units	21,750 per 12,000 units	2016/08/30	200,000,000	2015/09/24
69306	UBS AG	HSI R Bear CBBC Dec 2015 G	0.2500	22,300 per 10,000 units	22,100 per 10,000 units	2015/12/30	200,000,000	2015/09/24
69388	Credit Suisse AG	HSI R Bull CBBC May 2016 A	0.2500	21,746 per 10,000 units	21,946 per 10,000 units	2016/05/30	200,000,000	2015/09/25
69387	Credit Suisse AG	HSI R Bull CBBC May 2016 M	0.2500	21,600 per 10,000 units	21,800 per 10,000 units	2016/05/30	200,000,000	2015/09/25
69385	Credit Suisse AG	HSI R Bear CBBC Jan 2016 D	0.2500	22,150 per 10,000 units	21,950 per 10,000 units	2016/01/28	200,000,000	2015/09/25
69386	Credit Suisse AG	HSI R Bear CBBC Jan 2016 E	0.2500	22,400 per 10,000 units	22,200 per 10,000 units	2016/01/28	200,000,000	2015/09/25
69389	J P Morgan SP BV	HSI R Bull CBBC Aug 2016 R	0.2500	21,700 per 10,000 units	21,900 per 10,000 units	2016/08/30	200,000,000	2015/09/25
69407	J P Morgan SP BV	HSI R Bear CBBC Mar 2016 N	0.2500	22,400 per 10,000 units	22,200 per 10,000 units	2016/03/30	200,000,000	2015/09/25

Newly listed callable bull/bear contracts (continued)

Code	Issuer	Name of issue	Issue prices (HK\$)	Strike price (HKD) / Strike level per 10 units	Call price (HKD) / Call level per 10 units	Expiry date	No. of issue (units)	Listing date
69383	Standard Chartered Bank	HSI R Bull CBBC Aug 2016 M	0.2500	21,480 per 20,000 units	21,780 per 20,000 units	2016/08/30	150,000,000	2015/09/25
69331	Standard Chartered Bank	HSI R Bear CBBC Mar 2016 A	0.2500	22,480 per 20,000 units	22,180 per 20,000 units	2016/03/30	150,000,000	2015/09/25
69340	Standard Chartered Bank	HSI R Bear CBBC Mar 2016 B	0.2500	22,080 per 10,000 units	21,880 per 10,000 units	2016/03/30	100,000,000	2015/09/25
69341	SGA Societe Generale Acceptance N.V.	HSI R Bull CBBC Aug16 Q	0.2500	21,808 per 10,000 units	21,908 per 10,000 units	2016/08/30	200,000,000	2015/09/25
69372	SGA Societe Generale Acceptance N.V.	HSI R Bear CBBC Apr16 X	0.2500	22,138 per 10,000 units	22,038 per 10,000 units	2016/04/28	200,000,000	2015/09/25
69403	UBS AG	HSI R Bull CBBC Jun 2016 B	0.2500	21,650 per 12,000 units	21,850 per 12,000 units	2016/06/29	200,000,000	2015/09/25
69404	UBS AG	HSI R Bull CBBC Jul 2016 P	0.2500	21,500 per 10,000 units	21,700 per 10,000 units	2016/07/28	200,000,000	2015/09/25
69399	UBS AG	HSI R Bear CBBC Dec 2015 L	0.2500	22,100 per 10,000 units	21,900 per 10,000 units	2015/12/30	200,000,000	2015/09/25
69400	UBS AG	HSI R Bear CBBC Dec 2015 O	0.2500	22,400 per 10,000 units	22,200 per 10,000 units	2015/12/30	200,000,000	2015/09/25
69414	BNP Paribas Arbit Issu B.V.	HSI R Bull CBBC Dec 2016 N	0.2500	21,400 per 10,000 units	21,600 per 10,000 units	2016/12/29	250,000,000	2015/09/29
69498	BNP Paribas Arbit Issu B.V.	HSI R Bear CBBC Mar 2016 Z	0.2500	21,900 per 10,000 units	21,700 per 10,000 units	2016/03/30	200,000,000	2015/09/29
69499	BNP Paribas Arbit Issu B.V.	HSI R Bear CBBC Apr 2016 R	0.2500	22,000 per 10,000 units	21,800 per 10,000 units	2016/04/28	200,000,000	2015/09/29
69445	Credit Suisse AG	HSI R Bull CBBC Apr 2016 K	0.2500	21,450 per 10,000 units	21,650 per 10,000 units	2016/04/28	200,000,000	2015/09/29
69444	Credit Suisse AG	HSI R Bull CBBC Apr 2016 N	0.2500	21,638 per 12,000 units	21,888 per 12,000 units	2016/04/28	200,000,000	2015/09/29
69510	Credit Suisse AG	HSI R Bear CBBC Dec 2015 V	0.2500	21,836 per 10,000 units	21,636 per 10,000 units	2015/12/30	200,000,000	2015/09/29
69511	Credit Suisse AG	HSI R Bear CBBC Dec 2015 Y	0.2500	22,000 per 10,000 units	21,800 per 10,000 units	2015/12/30	200,000,000	2015/09/29
69512	J P Morgan SP BV	HSCEI R Bull CBBC Sep 2016 C	0.2500	9,600 per 10,000 units	9,800 per 10,000 units	2016/09/29	100,000,000	2015/09/29
69518	J P Morgan SP BV	HSCEI R Bear CBBC Apr 2016 P	0.2500	10,200 per 10,000 units	10,000 per 10,000 units	2016/04/28	100,000,000	2015/09/29
69427	J P Morgan SP BV	HSI R Bull CBBC Jun 2016 F	0.2500	21,688 per 10,000 units	21,888 per 10,000 units	2016/06/29	200,000,000	2015/09/29
69439	J P Morgan SP BV	HSI R Bull CBBC Sep 2016 K	0.2500	21,400 per 10,000 units	21,600 per 10,000 units	2016/09/29	200,000,000	2015/09/29
69535	J P Morgan SP BV	HSI R Bear CBBC Jan 2016 E	0.2500	22,200 per 10,000 units	22,000 per 10,000 units	2016/01/28	200,000,000	2015/09/29
69525	J P Morgan SP BV	HSI R Bear CBBC Feb 2016 W	0.2500	21,900 per 10,000 units	21,700 per 10,000 units	2016/02/26	200,000,000	2015/09/29
69417	SGA Societe Generale Acceptance N.V.	HSI R Bull CBBC Aug16 R	0.2500	21,558 per 10,000 units	21,658 per 10,000 units	2016/08/30	200,000,000	2015/09/29
69416	SGA Societe Generale Acceptance N.V.	HSI R Bull CBBC Sep16 K	0.2500	21,158 per 10,000 units	21,258 per 10,000 units	2016/09/29	200,000,000	2015/09/29
69426	SGA Societe Generale Acceptance N.V.	HSI R Bull CBBC Sep16 L	0.2500	21,708 per 10,000 units	21,808 per 10,000 units	2016/09/29	200,000,000	2015/09/29
69475	SGA Societe Generale Acceptance N.V.	HSI R Bear CBBC Apr16 Y	0.2500	21,788 per 10,000 units	21,688 per 10,000 units	2016/04/28	200,000,000	2015/09/29
69497	SGA Societe Generale Acceptance N.V.	HSI R Bear CBBC Apr16 Z	0.2500	21,988 per 10,000 units	21,888 per 10,000 units	2016/04/28	200,000,000	2015/09/29
69538	UBS AG	HSI R Bull CBBC Jun 2016 J	0.2500	21,450 per 10,000 units	21,650 per 10,000 units	2016/06/29	200,000,000	2015/09/29
69537	UBS AG	HSI R Bull CBBC Aug 2016 E	0.2500	21,670 per 12,000 units	21,920 per 12,000 units	2016/08/30	200,000,000	2015/09/29
69540	UBS AG	HSI R Bear CBBC Dec 2015 R	0.2500	21,900 per 10,000 units	21,700 per 10,000 units	2015/12/30	200,000,000	2015/09/29
69554	UBS AG	HSI R Bear CBBC Dec 2015 V	0.2500	22,250 per 12,000 units	22,050 per 12,000 units	2015/12/30	200,000,000	2015/09/29
69544	UBS AG	HSI R Bear CBBC Jan 2016 D	0.2500	22,050 per 12,000 units	21,850 per 12,000 units	2016/01/28	200,000,000	2015/09/29
69558	UBS AG	TCH R Bull CBBC Jun 2016 B	0.2500	122 per 100 units	125 per 100 units	2016/06/13	50,000,000	2015/09/29
69734	BNP Paribas Arbit Issu B.V.	Ch Mob R Bull CBBC Dec 2016 A	0.2500	92 per 100 units	94 per 100 units	2016/12/30	75,000,000	2015/09/30
69623	Credit Suisse AG	HSI R Bull CBBC Jul 2016 D	0.2500	21,400 per 10,000 units	21,600 per 10,000 units	2016/07/28	200,000,000	2015/09/30
69637	Credit Suisse AG	HSI R Bull CBBC Jul 2016 E	0.2500	21,663 per 12,000 units	21,913 per 12,000 units	2016/07/28	200,000,000	2015/09/30
69589	Credit Suisse AG	HSI R Bear CBBC Dec 2015 B	0.2500	22,300 per 10,000 units	22,100 per 10,000 units	2015/12/30	200,000,000	2015/09/30
69582	Credit Suisse AG	HSI R Bear CBBC Feb 2016 A	0.2500	22,027 per 12,000 units	21,777 per 12,000 units	2016/02/26	200,000,000	2015/09/30
69739	Bank of East Asia	COVS R Bull CBBC Dec 2016 A	0.5000	19.6880	20.6880	2016/12/08	20,000,000	2015/09/30
69662	J P Morgan SP BV	HSI R Bull CBBC Aug 2016 S	0.2500	21,588 per 10,000 units	21,788 per 10,000 units	2016/08/30	200,000,000	2015/09/30
69729	J P Morgan SP BV	HSI R Bull CBBC Aug 2016 T	0.2500	21,088 per 10,000 units	21,288 per 10,000 units	2016/08/30	200,000,000	2015/09/30
69574	J P Morgan SP BV	HSI R Bear CBBC Jan 2016 Y	0.2500	22,000 per 10,000 units	21,800 per 10,000 units	2016/01/28	200,000,000	2015/09/30
69701	J P Morgan SP BV	HSI R Bear CBBC Feb 2016 Y	0.2500	22,288 per 10,000 units	22,088 per 10,000 units	2016/02/26	200,000,000	2015/09/30

Newly listed callable bull/bear contracts (continued)

Code	Issuer	Name of issue	Issue prices (HK\$)	Strike price (HKD) / Strike level per 10 units	Call price (HKD) / Call level per 10 units	Expiry date	No. of issue (units)	Listing date
69702	J P Morgan SP BV	HSI R Bear CBBC Mar 2016 O	0.2500	22,350 per 10,000 units	22,350 per 10,000 units	2016/03/30	200,000,000	2015/09/30
69561	Standard Chartered Bank	HSI R Bear CBBC Mar 2016 C	0.2500	22,080 per 20,000 units	21,780 per 20,000 units	2016/03/30	150,000,000	2015/09/30
69575	Standard Chartered Bank	HSI R Bear CBBC Mar 2016 D	0.2500	22,780 per 12,000 units	22,530 per 12,000 units	2016/03/30	100,000,000	2015/09/30
69648	SGA Societe Generale Acceptance N.V.	HSI R Bull CBBC Jun16 V	0.2500	21,608 per 10,000 units	21,708 per 10,000 units	2016/06/29	200,000,000	2015/09/30
69571	SGA Societe Generale Acceptance N.V.	HSI R Bear CBBC May16 U	0.2500	22,188 per 10,000 units	22,088 per 10,000 units	2016/05/30	200,000,000	2015/09/30
69562	SGA Societe Generale Acceptance N.V.	HSI R Bear CBBC Jun16 F	0.2500	21,888 per 10,000 units	21,788 per 10,000 units	2016/06/29	200,000,000	2015/09/30
69581	UBS AG	HSI R Bull CBBC Jul 2016 R	0.2500	21,400 per 10,000 units	21,600 per 10,000 units	2016/07/28	200,000,000	2015/09/30
69815	BNP Paribas Arbit Issu B.V.	HSI R Bull CBBC Nov 2016 A	0.2500	21,500 per 10,000 units	21,700 per 10,000 units	2016/11/29	250,000,000	2015/10/02
69757	BNP Paribas Arbit Issu B.V.	HSI R Bull CBBC Nov 2016 Q	0.2500	21,100 per 10,000 units	21,300 per 10,000 units	2016/11/29	250,000,000	2015/10/02
69807	BNP Paribas Arbit Issu B.V.	HSI R Bull CBBC Nov 2016 R	0.2500	21,300 per 10,000 units	21,500 per 10,000 units	2016/11/29	250,000,000	2015/10/02
60005	BNP Paribas Arbit Issu B.V.	HSI R Bull CBBC Nov 2016 Z	0.2500	20,900 per 10,000 units	21,100 per 10,000 units	2016/11/29	250,000,000	2015/10/02
69756	BNP Paribas Arbit Issu B.V.	HSI R Bull CBBC Dec 2016 O	0.2500	21,000 per 10,000 units	21,200 per 10,000 units	2016/12/29	250,000,000	2015/10/02
69776	BNP Paribas Arbit Issu B.V.	HSI R Bull CBBC Dec 2016 Z	0.2500	21,200 per 10,000 units	21,400 per 10,000 units	2016/12/29	250,000,000	2015/10/02
60010	BNP Paribas Arbit Issu B.V.	HSI R Bear CBBC Mar 2016 B	0.2500	21,500 per 10,000 units	21,300 per 10,000 units	2016/03/30	200,000,000	2015/10/02
60020	BNP Paribas Arbit Issu B.V.	HSI R Bear CBBC Mar 2016 C	0.2500	21,700 per 10,000 units	21,500 per 10,000 units	2016/03/30	200,000,000	2015/10/02
60009	BNP Paribas Arbit Issu B.V.	HSI R Bear CBBC Apr 2016 T	0.2500	21,400 per 10,000 units	21,200 per 10,000 units	2016/04/28	200,000,000	2015/10/02
60019	BNP Paribas Arbit Issu B.V.	HSI R Bear CBBC Apr 2016 U	0.2500	21,600 per 10,000 units	21,400 per 10,000 units	2016/04/28	200,000,000	2015/10/02
60025	BNP Paribas Arbit Issu B.V.	HSI R Bear CBBC Apr 2016 V	0.2500	21,800 per 10,000 units	21,600 per 10,000 units	2016/04/28	200,000,000	2015/10/02
60178	Credit Suisse AG	HSCEI R Bear CBBC Jan 2016 E	0.2500	10,200 per 10,000 units	10,000 per 10,000 units	2016/01/28	100,000,000	2015/10/02
60155	Credit Suisse AG	HSI R Bull CBBC Jun 2016 R	0.2500	21,527 per 12,000 units	21,777 per 12,000 units	2016/06/29	200,000,000	2015/10/02
60171	Credit Suisse AG	HSI R Bull CBBC Jun 2016 S	0.2500	21,350 per 10,000 units	21,550 per 10,000 units	2016/06/29	200,000,000	2015/10/02
60173	Credit Suisse AG	HSI R Bull CBBC Jun 2016 T	0.2500	21,200 per 10,000 units	21,400 per 10,000 units	2016/06/29	200,000,000	2015/10/02
60176	Credit Suisse AG	HSI R Bull CBBC Jun 2016 U	0.2500	21,050 per 10,000 units	21,250 per 10,000 units	2016/06/29	200,000,000	2015/10/02
60177	Credit Suisse AG	HSI R Bull CBBC Jun 2016 V	0.2500	20,900 per 10,000 units	21,100 per 10,000 units	2016/06/29	200,000,000	2015/10/02
60181	Credit Suisse AG	HSI R Bear CBBC Jan 2016 F	0.2500	21,900 per 10,000 units	21,700 per 10,000 units	2016/01/28	200,000,000	2015/10/02
60182	Credit Suisse AG	HSI R Bear CBBC Jan 2016 G	0.2500	21,750 per 10,000 units	21,550 per 10,000 units	2016/01/28	200,000,000	2015/10/02
60183	Credit Suisse AG	HSI R Bear CBBC Jan 2016 H	0.2500	21,600 per 10,000 units	21,400 per 10,000 units	2016/01/28	200,000,000	2015/10/02
60186	Credit Suisse AG	HSI R Bear CBBC Jan 2016 I	0.2500	21,450 per 10,000 units	21,250 per 10,000 units	2016/01/28	200,000,000	2015/10/02
60187	Credit Suisse AG	HSI R Bear CBBC Mar 2016 Y	0.2500	21,397 per 12,000 units	21,147 per 12,000 units	2016/03/30	200,000,000	2015/10/02
60028	Bank of East Asia	CSOP A50 ETF R Bull CBBC Oct 2016 A	0.2500	9.6800	9.9800	2016/10/28	40,000,000	2015/10/02
60026	Bank of East Asia	A50 China R Bull CBBC Oct 2016 A	0.2500	8.6800	8.9800	2016/10/20	40,000,000	2015/10/02
60029	Bank of East Asia	HKEx R Bull CBBC Sep 2016 A	0.2500	163 per 100 units	168 per 100 units	2016/09/27	40,000,000	2015/10/02
60048	Bank of East Asia	Ping An R Bull CBBC Oct 2016 A	0.2500	32.80 per 100 units	33.80 per 100 units	2016/10/27	80,000,000	2015/10/02
60045	Bank of East Asia	TCH R Bull CBBC Oct 2016 A	0.2500	115 per 100 units	118 per 100 units	2016/10/26	40,000,000	2015/10/02
60204	J P Morgan SP BV	HSCEI R Bull CBBC Jul 2016 L	0.2500	9,300 per 10,000 units	9,500 per 10,000 units	2016/07/28	100,000,000	2015/10/02
60206	J P Morgan SP BV	HSCEI R Bear CBBC Apr 2016 Q	0.2500	10,000 per 10,000 units	9,800 per 10,000 units	2016/04/28	100,000,000	2015/10/02
60262	J P Morgan SP BV	HSI R Bull CBBC Apr 2016 H	0.2500	20,900 per 10,000 units	21,100 per 10,000 units	2016/04/28	200,000,000	2015/10/02
60263	J P Morgan SP BV	HSI R Bull CBBC Oct 2016 M	0.2500	20,488 per 10,000 units	20,688 per 10,000 units	2016/10/28	200,000,000	2015/10/02
69966	J P Morgan SP BV	HSI R Bull CBBC Aug 2017 A	0.2500	21,200 per 10,000 units	21,400 per 10,000 units	2017/08/30	200,000,000	2015/10/02
69933	J P Morgan SP BV	HSI R Bull CBBC Oct 2017 A	0.2500	21,500 per 10,000 units	21,700 per 10,000 units	2017/10/30	200,000,000	2015/10/02
69972	J P Morgan SP BV	HSI R Bear CBBC Jan 2016 G	0.2500	21,347 per 10,000 units	21,147 per 10,000 units	2016/01/28	200,000,000	2015/10/02
69980	J P Morgan SP BV	HSI R Bear CBBC Feb 2016 Z	0.2500	21,500 per 10,000 units	21,300 per 10,000 units	2016/02/26	200,000,000	2015/10/02
69997	J P Morgan SP BV	HSI R Bear CBBC Mar 2016 P	0.2500	21,800 per 10,000 units	21,600 per 10,000 units	2016/03/30	200,000,000	2015/10/02

Newly listed callable bull/bear contracts (continued)

Code	Issuer	Name of issue	Issue prices (HK\$)	Strike price (HKD) / Strike level per 10 units	Call price (HKD) / Call level per 10 units	Expiry date	No. of issue (units)	Listing date
69999	J P Morgan SP BV	HSI R Bear CBBC Apr 2016 G	0.2500	22,100 per 10,000 units	21,900 per 10,000 units	2016/04/28	200,000,000	2015/10/02
69880	Standard Chartered Bank	HSCEI R Bear CBBC Mar 2016 A	0.2500	10,280 per 10,000 units	10,080 per 10,000 units	2016/03/30	100,000,000	2015/10/02
69818	Standard Chartered Bank	HSI R Bull CBBC Aug 2016 N	0.2500	21,480 per 10,000 units	21,680 per 10,000 units	2016/08/30	100,000,000	2015/10/02
69845	Standard Chartered Bank	HSI R Bull CBBC Aug 2016 O	0.2500	21,080 per 20,000 units	21,380 per 20,000 units	2016/08/30	150,000,000	2015/10/02
69846	Standard Chartered Bank	HSI R Bull CBBC Aug 2016 P	0.2500	21,080 per 10,000 units	21,280 per 10,000 units	2016/08/30	100,000,000	2015/10/02
69883	Standard Chartered Bank	HSI R Bear CBBC Mar 2016 E	0.2500	21,880 per 20,000 units	21,580 per 20,000 units	2016/03/30	150,000,000	2015/10/02
69887	Standard Chartered Bank	HSI R Bear CBBC Mar 2016 F	0.2500	21,480 per 10,000 units	21,280 per 10,000 units	2016/03/30	100,000,000	2015/10/02
69888	Standard Chartered Bank	HSI R Bear CBBC Mar 2016 G	0.2500	21,380 per 10,000 units	21,180 per 10,000 units	2016/03/30	100,000,000	2015/10/02
69863	SGA Societe Generale Acceptance N.V.	HSI R Bull CBBC Jul16 V	0.2500	21,258 per 10,000 units	21,358 per 10,000 units	2016/07/28	200,000,000	2015/10/02
69865	SGA Societe Generale Acceptance N.V.	HSI R Bull CBBC Jul16 W	0.2500	21,458 per 10,000 units	21,558 per 10,000 units	2016/07/28	200,000,000	2015/10/02
69870	SGA Societe Generale Acceptance N.V.	HSI R Bull CBBC Jul16 X	0.2500	21,658 per 10,000 units	21,758 per 10,000 units	2016/07/28	200,000,000	2015/10/02
69889	SGA Societe Generale Acceptance N.V.	HSI R Bull CBBC Jul16 Y	0.2500	21,008 per 10,000 units	21,108 per 10,000 units	2016/07/28	200,000,000	2015/10/02
69904	SGA Societe Generale Acceptance N.V.	HSI R Bear CBBC May16 V	0.2500	21,288 per 10,000 units	21,188 per 10,000 units	2016/05/30	200,000,000	2015/10/02
69911	SGA Societe Generale Acceptance N.V.	HSI R Bear CBBC May16 W	0.2500	21,488 per 10,000 units	21,388 per 10,000 units	2016/05/30	200,000,000	2015/10/02
69927	SGA Societe Generale Acceptance N.V.	HSI R Bear CBBC May16 X	0.2500	21,688 per 10,000 units	21,588 per 10,000 units	2016/05/30	200,000,000	2015/10/02
60097	UBS AG	HSI R Bull CBBC Jun 2016 K	0.2500	20,900 per 10,000 units	21,100 per 10,000 units	2016/06/29	200,000,000	2015/10/02
60067	UBS AG	HSI R Bull CBBC Jul 2016 S	0.2500	21,596 per 10,000 units	21,796 per 10,000 units	2016/07/28	200,000,000	2015/10/02
60070	UBS AG	HSI R Bull CBBC Jul 2016 V	0.2500	21,350 per 12,000 units	21,550 per 12,000 units	2016/07/28	200,000,000	2015/10/02
60089	UBS AG	HSI R Bull CBBC Aug 2016 F	0.2500	21,200 per 10,000 units	21,400 per 10,000 units	2016/08/30	200,000,000	2015/10/02
60096	UBS AG	HSI R Bull CBBC Aug 2016 G	0.2500	21,000 per 12,000 units	21,250 per 12,000 units	2016/08/30	200,000,000	2015/10/02
60098	UBS AG	HSI R Bear CBBC Jan 2016 E	0.2500	21,400 per 10,000 units	21,200 per 10,000 units	2016/01/28	200,000,000	2015/10/02
60145	UBS AG	HSI R Bear CBBC Jan 2016 V	0.2500	21,800 per 10,000 units	21,600 per 10,000 units	2016/01/28	200,000,000	2015/10/02
60131	UBS AG	HSI R Bear CBBC Feb 2016 V	0.2500	21,600 per 10,000 units	21,400 per 10,000 units	2016/02/26	200,000,000	2015/10/02
60457	BNP Paribas Arbit Issu B.V.	HSCEI R Bear CBBC Apr 2016 G	0.2500	10,200 per 10,000 units	10,000 per 10,000 units	2016/04/28	100,000,000	2015/10/05
60455	BNP Paribas Arbit Issu B.V.	HSI R Bear CBBC Mar 2016 P	0.2500	21,300 per 10,000 units	21,100 per 10,000 units	2016/03/30	200,000,000	2015/10/05
60333	Credit Suisse AG	HSI R Bull CBBC May 2016 B	0.2500	21,100 per 10,000 units	21,300 per 10,000 units	2016/05/30	200,000,000	2015/10/05
60347	Credit Suisse AG	HSI R Bull CBBC May 2016 C	0.2500	20,950 per 10,000 units	21,150 per 10,000 units	2016/05/30	200,000,000	2015/10/05
60439	Credit Suisse AG	HSI R Bull CBBC May 2016 D	0.2500	20,850 per 10,000 units	21,050 per 10,000 units	2016/05/30	200,000,000	2015/10/05
60441	Credit Suisse AG	HSI R Bear CBBC Feb 2016 B	0.2500	21,700 per 10,000 units	21,500 per 10,000 units	2016/02/26	200,000,000	2015/10/05
60445	Credit Suisse AG	HSI R Bear CBBC Feb 2016 H	0.2500	21,400 per 10,000 units	21,200 per 10,000 units	2016/02/26	200,000,000	2015/10/05
60443	Credit Suisse AG	HSI R Bear CBBC Feb 2016 O	0.2500	21,550 per 10,000 units	21,350 per 10,000 units	2016/02/26	200,000,000	2015/10/05
60446	Credit Suisse AG	HSI R Bear CBBC Feb 2016 R	0.2500	21,296 per 10,000 units	21,096 per 10,000 units	2016/02/26	200,000,000	2015/10/05
60414	J P Morgan SP BV	HSI R Bull CBBC Apr 2016 G	0.2500	20,450 per 20,000 units	20,650 per 20,000 units	2016/04/28	200,000,000	2015/10/05
60323	J P Morgan SP BV	HSI R Bull CBBC Apr 2016 R	0.2500	21,100 per 10,000 units	21,300 per 10,000 units	2016/04/28	200,000,000	2015/10/05
60413	J P Morgan SP BV	HSI R Bull CBBC Aug 2016 U	0.2500	20,650 per 10,000 units	20,850 per 10,000 units	2016/08/30	200,000,000	2015/10/05
60408	J P Morgan SP BV	HSI R Bear CBBC Jan 2016 V	0.2500	21,700 per 10,000 units	21,500 per 10,000 units	2016/01/28	200,000,000	2015/10/05
60402	J P Morgan SP BV	HSI R Bear CBBC Feb 2016 V	0.2500	21,400 per 10,000 units	21,200 per 10,000 units	2016/02/26	200,000,000	2015/10/05
60409	J P Morgan SP BV	HSI R Bear CBBC Mar 2016 Q	0.2500	21,988 per 10,000 units	21,788 per 10,000 units	2016/03/30	200,000,000	2015/10/05
60386	Macquarie Bank Ltd.	HSI R Bear CBBC Mar 2016 G	0.2500	22,450 per 10,000 units	22,250 per 10,000 units	2016/03/30	40,000,000	2015/10/05
60392	Macquarie Bank Ltd.	HSI R Bear CBBC Mar 2016 H	0.2500	21,950 per 10,000 units	21,750 per 10,000 units	2016/03/30	40,000,000	2015/10/05
60321	Standard Chartered Bank	HSI R Bull CBBC Aug 2016 Q	0.2500	20,880 per 10,000 units	21,080 per 10,000 units	2016/08/30	100,000,000	2015/10/05
60305	Standard Chartered Bank	HSI R Bear CBBC Mar 2016 H	0.2500	22,280 per 20,000 units	21,980 per 20,000 units	2016/03/30	150,000,000	2015/10/05
60318	Standard Chartered Bank	HSI R Bear CBBC Mar 2016 I	0.2500	21,680 per 10,000 units	21,480 per 10,000 units	2016/03/30	100,000,000	2015/10/05

Newly listed callable bull/bear contracts (continued)

Code	Issuer	Name of issue	Issue prices (HK\$)	Strike price (HKD) / Strike level per 10 units	Call price (HKD) / Call level per 10 units	Expiry date	No. of issue (units)	Listing date
60265	SGA Societe Generale Acceptance N.V.	HSI R Bull CBBC Aug16 S	0.2500	20,658 per 10,000 units	20,758 per 10,000 units	2016/08/30	200,000,000	2015/10/05
60288	SGA Societe Generale Acceptance N.V.	HSI R Bull CBBC Aug16 T	0.2500	20,958 per 10,000 units	21,058 per 10,000 units	2016/08/30	200,000,000	2015/10/05
60297	SGA Societe Generale Acceptance N.V.	HSI R Bull CBBC Aug16 U	0.2500	21,108 per 10,000 units	21,208 per 10,000 units	2016/08/30	200,000,000	2015/10/05
60385	SGA Societe Generale Acceptance N.V.	HSI R Bear CBBC May16 Y	0.2500	21,838 per 10,000 units	21,738 per 10,000 units	2016/05/30	200,000,000	2015/10/05
60299	SGA Societe Generale Acceptance N.V.	HSI R Bear CBBC Jun16 G	0.2500	21,438 per 10,000 units	21,338 per 10,000 units	2016/06/29	200,000,000	2015/10/05
60375	SGA Societe Generale Acceptance N.V.	HSI R Bear CBBC Jun16 H	0.2500	21,238 per 10,000 units	21,138 per 10,000 units	2016/06/29	200,000,000	2015/10/05
60416	UBS AG	HSI R Bull CBBC Jun 2016 O	0.2500	21,100 per 10,000 units	21,300 per 10,000 units	2016/06/29	200,000,000	2015/10/05
60417	UBS AG	HSI R Bull CBBC Jul 2016 Q	0.2500	20,950 per 10,000 units	21,150 per 10,000 units	2016/07/28	200,000,000	2015/10/05
60422	UBS AG	HSI R Bull CBBC Nov 2016 G	0.4150	17,200 per 10,000 units	17,400 per 10,000 units	2016/11/29	200,000,000	2015/10/05
60420	UBS AG	HSI R Bull CBBC Dec 2016 A	0.3650	17,700 per 10,000 units	17,900 per 10,000 units	2016/12/29	200,000,000	2015/10/05
60438	UBS AG	HSI R Bear CBBC Jan 2016 Z	0.2500	21,300 per 10,000 units	21,100 per 10,000 units	2016/01/28	200,000,000	2015/10/05
60437	UBS AG	HSI R Bear CBBC Feb 2016 Q	0.2500	21,700 per 10,000 units	21,500 per 10,000 units	2016/02/26	200,000,000	2015/10/05
60423	UBS AG	HSI R Bear CBBC Feb 2016 Z	0.2500	21,500 per 10,000 units	21,300 per 10,000 units	2016/02/26	200,000,000	2015/10/05
60558	BNP Paribas Arbit Issu B.V.	HSI R Bull CBBC Nov 2016 N	0.2500	20,300 per 10,000 units	20,500 per 10,000 units	2016/11/29	250,000,000	2015/10/06
60517	BNP Paribas Arbit Issu B.V.	HSI R Bull CBBC Dec 2016 A	0.2500	20,800 per 10,000 units	21,000 per 10,000 units	2016/12/29	250,000,000	2015/10/06
60561	BNP Paribas Arbit Issu B.V.	HSI R Bear CBBC Apr 2016 W	0.2500	21,200 per 10,000 units	21,000 per 10,000 units	2016/04/28	200,000,000	2015/10/06
60582	Credit Suisse AG	HSI R Bull CBBC Jul 2016 F	0.2500	20,936 per 12,000 units	21,186 per 12,000 units	2016/07/28	200,000,000	2015/10/06
60599	Credit Suisse AG	HSI R Bull CBBC Jul 2016 G	0.2500	20,800 per 10,000 units	21,000 per 10,000 units	2016/07/28	200,000,000	2015/10/06
60562	Credit Suisse AG	HSI R Bear CBBC Mar 2016 A	0.2500	21,248 per 12,000 units	20,998 per 12,000 units	2016/03/30	200,000,000	2015/10/06
60565	Credit Suisse AG	HSI R Bear CBBC Mar 2016 Q	0.2500	21,650 per 10,000 units	21,450 per 10,000 units	2016/03/30	200,000,000	2015/10/06
60564	Credit Suisse AG	HSI R Bear CBBC Mar 2016 R	0.2500	21,500 per 10,000 units	21,300 per 10,000 units	2016/03/30	200,000,000	2015/10/06
60569	Credit Suisse AG	HSI R Bear CBBC Mar 2016 S	0.2500	21,800 per 10,000 units	21,600 per 10,000 units	2016/03/30	200,000,000	2015/10/06
60563	Credit Suisse AG	HSI R Bear CBBC Mar 2016 Z	0.2500	21,350 per 10,000 units	21,150 per 10,000 units	2016/03/30	200,000,000	2015/10/06
60537	J P Morgan SP BV	HSI R Bull CBBC Jul 2016 T	0.2500	20,800 per 10,000 units	21,000 per 10,000 units	2016/07/28	200,000,000	2015/10/06
60554	J P Morgan SP BV	HSI R Bull CBBC Dec 2016 G	0.2500	19,950 per 20,000 units	20,150 per 20,000 units	2016/12/29	200,000,000	2015/10/06
60540	J P Morgan SP BV	HSI R Bear CBBC Jan 2016 W	0.2500	21,200 per 10,000 units	21,000 per 10,000 units	2016/01/28	200,000,000	2015/10/06
60547	J P Morgan SP BV	HSI R Bear CBBC Mar 2016 R	0.2500	21,600 per 10,000 units	21,400 per 10,000 units	2016/03/30	200,000,000	2015/10/06
60555	Standard Chartered Bank	HSI R Bull CBBC Aug 2016 R	0.2500	20,680 per 20,000 units	20,980 per 20,000 units	2016/08/30	150,000,000	2015/10/06
60529	Standard Chartered Bank	HSI R Bear CBBC Mar 2016 J	0.2500	21,580 per 20,000 units	21,280 per 20,000 units	2016/03/30	150,000,000	2015/10/06
60505	SGA Societe Generale Acceptance N.V.	HSI R Bull CBBC Jul16 F	0.2500	20,858 per 10,000 units	20,958 per 10,000 units	2016/07/28	200,000,000	2015/10/06
60496	SGA Societe Generale Acceptance N.V.	HSI R Bull CBBC Jul16 Z	0.2500	20,058 per 10,000 units	20,158 per 10,000 units	2016/07/28	200,000,000	2015/10/06
60482	SGA Societe Generale Acceptance N.V.	HSI R Bull CBBC Aug16 V	0.2500	19,358 per 10,000 units	19,458 per 10,000 units	2016/08/30	200,000,000	2015/10/06
60493	SGA Societe Generale Acceptance N.V.	HSI R Bull CBBC Aug16 W	0.2500	19,758 per 10,000 units	19,858 per 10,000 units	2016/08/30	200,000,000	2015/10/06
60461	SGA Societe Generale Acceptance N.V.	HSI R Bull CBBC Sep16 M	0.2500	19,158 per 10,000 units	19,258 per 10,000 units	2016/09/29	200,000,000	2015/10/06
60485	SGA Societe Generale Acceptance N.V.	HSI R Bull CBBC Sep16 N	0.2500	19,558 per 10,000 units	19,658 per 10,000 units	2016/09/29	200,000,000	2015/10/06
60516	SGA Societe Generale Acceptance N.V.	HSI R Bear CBBC Apr16 G	0.2500	21,338 per 10,000 units	21,238 per 10,000 units	2016/04/28	200,000,000	2015/10/06
60576	UBS AG	HSI R Bull CBBC Jul 2016 Z	0.2500	20,850 per 12,000 units	21,050 per 12,000 units	2016/07/28	200,000,000	2015/10/06
60577	UBS AG	HSI R Bull CBBC Dec 2016 B	0.3650	17,500 per 10,000 units	17,700 per 10,000 units	2016/12/29	200,000,000	2015/10/06
60578	UBS AG	HSI R Bull CBBC Dec 2016 C	0.4150	17,000 per 10,000 units	17,200 per 10,000 units	2016/12/29	200,000,000	2015/10/06
60579	UBS AG	HSI R Bear CBBC Jan 2016 X	0.2500	21,200 per 10,000 units	21,000 per 10,000 units	2016/01/28	200,000,000	2015/10/06
60580	UBS AG	HSI R Bear CBBC Feb 2016 U	0.2500	21,650 per 12,000 units	21,450 per 12,000 units	2016/02/26	200,000,000	2015/10/06
60833	BNP Paribas Arbit Issu B.V.	HSCEI R Bear CBBC Mar 2016 G	0.2500	10,000 per 10,000 units	9,800 per 10,000 units	2016/03/30	100,000,000	2015/10/07
60684	BNP Paribas Arbit Issu B.V.	HSI R Bull CBBC Nov 2016 U	0.3100	18,200 per 10,000 units	18,400 per 10,000 units	2016/11/29	250,000,000	2015/10/07

Newly listed callable bull/bear contracts (continued)

Code	Issuer	Name of issue	Issue prices (HK\$)	Strike price (HKD) / Strike level per 10 units	Call price (HKD) / Call level per 10 units	Expiry date	No. of issue (units)	Listing date
60691	BNP Paribas Arbit Issu B.V.	HSI R Bull CBBC Dec 2016 C	0.2500	20,200 per 10,000 units	20,400 per 10,000 units	2016/12/29	250,000,000	2015/10/07
60682	BNP Paribas Arbit Issu B.V.	HSI R Bull CBBC Dec 2016 F	0.3600	17,600 per 10,000 units	17,800 per 10,000 units	2016/12/29	250,000,000	2015/10/07
60709	BNP Paribas Arbit Issu B.V.	HSI R Bull CBBC Dec 2016 G	0.2500	20,400 per 10,000 units	20,600 per 10,000 units	2016/12/29	250,000,000	2015/10/07
60711	BNP Paribas Arbit Issu B.V.	HSI R Bull CBBC Dec 2016 T	0.2500	20,600 per 10,000 units	20,800 per 10,000 units	2016/12/29	250,000,000	2015/10/07
60685	BNP Paribas Arbit Issu B.V.	HSI R Bull CBBC Dec 2016 X	0.2800	18,500 per 10,000 units	18,700 per 10,000 units	2016/12/29	250,000,000	2015/10/07
60817	BNP Paribas Arbit Issu B.V.	HSI R Bear CBBC Mar 2016 A	0.2500	20,900 per 10,000 units	20,700 per 10,000 units	2016/03/30	200,000,000	2015/10/07
60815	BNP Paribas Arbit Issu B.V.	HSI R Bear CBBC Mar 2016 S	0.2500	20,700 per 10,000 units	20,500 per 10,000 units	2016/03/30	200,000,000	2015/10/07
60830	BNP Paribas Arbit Issu B.V.	HSI R Bear CBBC Mar 2016 T	0.2500	21,100 per 10,000 units	20,900 per 10,000 units	2016/03/30	200,000,000	2015/10/07
60837	BNP Paribas Arbit Issu B.V.	Petroch R Bull CBBC Mar 2016 A	0.2500	4.4500	4.8000	2016/03/31	60,000,000	2015/10/07
60845	Credit Suisse AG	HSI R Bull CBBC Jul 2016 H	0.2500	20,350 per 10,000 units	20,550 per 10,000 units	2016/07/28	200,000,000	2015/10/07
60850	Credit Suisse AG	HSI R Bull CBBC Jul 2016 I	0.2500	20,400 per 12,000 units	20,650 per 12,000 units	2016/07/28	200,000,000	2015/10/07
60873	Credit Suisse AG	HSI R Bull CBBC Jul 2016 J	0.2500	20,600 per 10,000 units	20,800 per 10,000 units	2016/07/28	200,000,000	2015/10/07
60875	Credit Suisse AG	HSI R Bull CBBC Jul 2016 L	0.2500	20,700 per 12,000 units	20,950 per 12,000 units	2016/07/28	200,000,000	2015/10/07
60909	Credit Suisse AG	HSI R Bull CBBC Jul 2016 M	0.2500	20,250 per 10,000 units	20,450 per 10,000 units	2016/07/28	200,000,000	2015/10/07
60882	Credit Suisse AG	HSI R Bull CBBC Aug 2016 M	0.2500	19,400 per 12,000 units	19,650 per 12,000 units	2016/08/30	200,000,000	2015/10/07
60884	Credit Suisse AG	HSI R Bull CBBC Aug 2016 N	0.2500	19,250 per 10,000 units	19,450 per 10,000 units	2016/08/30	200,000,000	2015/10/07
60886	Credit Suisse AG	HSI R Bull CBBC Aug 2016 O	0.2500	19,050 per 10,000 units	19,250 per 10,000 units	2016/08/30	200,000,000	2015/10/07
60887	Credit Suisse AG	HSI R Bull CBBC Aug 2016 P	0.2500	18,900 per 12,000 units	19,150 per 12,000 units	2016/08/30	200,000,000	2015/10/07
60889	Credit Suisse AG	HSI R Bull CBBC Aug 2016 Q	0.2500	18,850 per 10,000 units	19,050 per 10,000 units	2016/08/30	200,000,000	2015/10/07
60890	Credit Suisse AG	HSI R Bull CBBC Sep 2016 P	0.2500	18,750 per 10,000 units	18,950 per 10,000 units	2016/09/29	200,000,000	2015/10/07
60892	Credit Suisse AG	HSI R Bull CBBC Sep 2016 Q	0.2500	18,500 per 12,000 units	18,750 per 12,000 units	2016/09/29	200,000,000	2015/10/07
60895	Credit Suisse AG	HSI R Bull CBBC Sep 2016 R	0.3200	17,500 per 10,000 units	17,700 per 10,000 units	2016/09/29	200,000,000	2015/10/07
60896	Credit Suisse AG	HSI R Bull CBBC Sep 2016 S	0.3400	17,300 per 10,000 units	17,500 per 10,000 units	2016/09/29	200,000,000	2015/10/07
60901	Credit Suisse AG	HSI R Bull CBBC Sep 2016 T	0.3500	17,200 per 10,000 units	17,400 per 10,000 units	2016/09/29	200,000,000	2015/10/07
60902	Credit Suisse AG	HSI R Bear CBBC Jan 2016 K	0.2500	20,800 per 12,000 units	20,550 per 12,000 units	2016/01/28	200,000,000	2015/10/07
60905	Credit Suisse AG	HSI R Bear CBBC Jan 2016 M	0.2500	21,000 per 10,000 units	20,800 per 10,000 units	2016/01/28	200,000,000	2015/10/07
60904	Credit Suisse AG	HSI R Bear CBBC Feb 2016 F	0.2500	20,900 per 10,000 units	20,700 per 10,000 units	2016/02/26	200,000,000	2015/10/07
60907	Credit Suisse AG	HSI R Bear CBBC Feb 2016 T	0.2500	20,627 per 10,000 units	20,427 per 10,000 units	2016/02/26	200,000,000	2015/10/07
60906	Credit Suisse AG	HSI R Bear CBBC Mar 2016 T	0.2500	21,100 per 10,000 units	20,900 per 10,000 units	2016/03/30	200,000,000	2015/10/07
60671	J P Morgan SP BV	HSCEI R Bull CBBC Jul 2016 M	0.2500	9,000 per 10,000 units	9,200 per 10,000 units	2016/07/28	100,000,000	2015/10/07
60838	J P Morgan SP BV	HSCEI R Bear CBBC Apr 2016 R	0.2500	9,700 per 10,000 units	9,500 per 10,000 units	2016/04/28	100,000,000	2015/10/07
60680	J P Morgan SP BV	HSI R Bull CBBC Apr 2016 I	0.2500	20,300 per 10,000 units	20,500 per 10,000 units	2016/04/28	200,000,000	2015/10/07
60672	J P Morgan SP BV	HSI R Bull CBBC Jun 2016 G	0.2500	20,888 per 10,000 units	21,088 per 10,000 units	2016/06/29	200,000,000	2015/10/07
60678	J P Morgan SP BV	HSI R Bull CBBC Jul 2016 B	0.2500	20,600 per 10,000 units	20,800 per 10,000 units	2016/07/28	200,000,000	2015/10/07
60781	J P Morgan SP BV	HSI R Bear CBBC Jan 2016 Z	0.2500	20,627 per 10,000 units	20,427 per 10,000 units	2016/01/28	200,000,000	2015/10/07
60784	J P Morgan SP BV	HSI R Bear CBBC Feb 2016 P	0.2500	20,800 per 10,000 units	20,600 per 10,000 units	2016/02/26	200,000,000	2015/10/07
60787	J P Morgan SP BV	HSI R Bear CBBC Mar 2016 S	0.2500	21,100 per 10,000 units	20,900 per 10,000 units	2016/03/30	200,000,000	2015/10/07
60791	J P Morgan SP BV	HSI R Bear CBBC Apr 2016 H	0.2500	21,488 per 10,000 units	21,288 per 10,000 units	2016/04/28	200,000,000	2015/10/07
60799	J P Morgan SP BV	HSI R Bear CBBC Apr 2016 I	0.2500	21,788 per 10,000 units	21,588 per 10,000 units	2016/04/28	200,000,000	2015/10/07
60963	Macquarie Bank Ltd.	HSI R Bull CBBC Mar 2016 G	0.2500	18,300 per 10,000 units	18,500 per 10,000 units	2016/03/30	40,000,000	2015/10/07
60964	Macquarie Bank Ltd.	HSI R Bear CBBC Mar 2016 I	0.2500	21,450 per 10,000 units	21,250 per 10,000 units	2016/03/30	40,000,000	2015/10/07
60719	Standard Chartered Bank	China Life R Bull CBBC Aug 2016 B	0.2500	22.88 per 100 units	24.88 per 100 units	2016/08/29	50,000,000	2015/10/07
60712	Standard Chartered Bank	HKEx R Bull CBBC Jul 2016 B	0.2500	162.88 per 100 units	168.88 per 100 units	2016/07/11	50,000,000	2015/10/07

Newly listed callable bull/bear contracts (continued)

Code	Issuer	Name of issue	Issue prices (HK\$)	Strike price (HKD) / Strike level per 10 units	Call price (HKD) / Call level per 10 units	Expiry date	No. of issue (units)	Listing date
60717	Standard Chartered Bank	HKEx R Bear CBBC May 2016 A	0.2500	194.88 per 100 units	188.88 per 100 units	2016/05/30	50,000,000	2015/10/07
60653	Standard Chartered Bank	HSI R Bull CBBC Aug 2016 S	0.2500	20,880 per 20,000 units	21,180 per 20,000 units	2016/08/30	150,000,000	2015/10/07
60660	Standard Chartered Bank	HSI R Bull CBBC Aug 2016 T	0.2500	18,280 per 20,000 units	18,580 per 20,000 units	2016/08/30	150,000,000	2015/10/07
60663	Standard Chartered Bank	HSI R Bull CBBC Aug 2016 U	0.2500	18,680 per 20,000 units	18,980 per 20,000 units	2016/08/30	150,000,000	2015/10/07
60664	Standard Chartered Bank	HSI R Bull CBBC Aug 2016 V	0.2500	20,480 per 10,000 units	20,680 per 10,000 units	2016/08/30	100,000,000	2015/10/07
60721	Standard Chartered Bank	HSI R Bear CBBC Mar 2016 K	0.2500	21,180 per 10,000 units	20,980 per 10,000 units	2016/03/30	100,000,000	2015/10/07
60722	Standard Chartered Bank	HSI R Bear CBBC Mar 2016 L	0.2500	21,180 per 20,000 units	20,880 per 20,000 units	2016/03/30	150,000,000	2015/10/07
60728	Standard Chartered Bank	HSI R Bear CBBC Mar 2016 M	0.2500	20,780 per 10,000 units	20,580 per 10,000 units	2016/03/30	100,000,000	2015/10/07
60650	SGA Societe Generale Acceptance N.V.	HSI R Bull CBBC Jun16 W	0.2500	21,058 per 10,000 units	21,158 per 10,000 units	2016/06/29	200,000,000	2015/10/07
60649	SGA Societe Generale Acceptance N.V.	HSI R Bull CBBC Jul16 G	0.2500	20,808 per 10,000 units	20,908 per 10,000 units	2016/07/28	200,000,000	2015/10/07
60756	SGA Societe Generale Acceptance N.V.	HSI R Bull CBBC Aug16 J	0.2500	20,308 per 10,000 units	20,408 per 10,000 units	2016/08/30	200,000,000	2015/10/07
60754	SGA Societe Generale Acceptance N.V.	HSI R Bull CBBC Aug16 K	0.2500	19,658 per 10,000 units	19,758 per 10,000 units	2016/08/30	200,000,000	2015/10/07
60751	SGA Societe Generale Acceptance N.V.	HSI R Bull CBBC Aug16 L	0.2500	19,258 per 10,000 units	19,358 per 10,000 units	2016/08/30	200,000,000	2015/10/07
60752	SGA Societe Generale Acceptance N.V.	HSI R Bull CBBC Aug16 M	0.2500	19,458 per 10,000 units	19,558 per 10,000 units	2016/08/30	200,000,000	2015/10/07
60647	SGA Societe Generale Acceptance N.V.	HSI R Bull CBBC Aug16 X	0.2500	20,608 per 10,000 units	20,708 per 10,000 units	2016/08/30	200,000,000	2015/10/07
60742	SGA Societe Generale Acceptance N.V.	HSI R Bull CBBC Aug16 Y	0.2500	18,958 per 10,000 units	19,058 per 10,000 units	2016/08/30	200,000,000	2015/10/07
60747	SGA Societe Generale Acceptance N.V.	HSI R Bull CBBC Aug16 Z	0.2500	19,058 per 10,000 units	19,158 per 10,000 units	2016/08/30	200,000,000	2015/10/07
60638	SGA Societe Generale Acceptance N.V.	HSI R Bull CBBC Sep16 O	0.2500	20,408 per 10,000 units	20,508 per 10,000 units	2016/09/29	200,000,000	2015/10/07
60730	SGA Societe Generale Acceptance N.V.	HSI R Bull CBBC Sep16 P	0.2600	17,958 per 10,000 units	18,058 per 10,000 units	2016/09/29	200,000,000	2015/10/07
60734	SGA Societe Generale Acceptance N.V.	HSI R Bull CBBC Sep16 Q	0.2500	18,158 per 10,000 units	18,258 per 10,000 units	2016/09/29	200,000,000	2015/10/07
60735	SGA Societe Generale Acceptance N.V.	HSI R Bull CBBC Sep16 R	0.2500	18,358 per 10,000 units	18,458 per 10,000 units	2016/09/29	200,000,000	2015/10/07
60739	SGA Societe Generale Acceptance N.V.	HSI R Bull CBBC Sep16 S	0.2500	18,558 per 10,000 units	18,658 per 10,000 units	2016/09/29	200,000,000	2015/10/07
60741	SGA Societe Generale Acceptance N.V.	HSI R Bull CBBC Sep16 T	0.2500	18,758 per 10,000 units	18,858 per 10,000 units	2016/09/29	200,000,000	2015/10/07
60765	SGA Societe Generale Acceptance N.V.	HSI R Bear CBBC May16 B	0.2500	20,888 per 10,000 units	20,788 per 10,000 units	2016/05/30	200,000,000	2015/10/07
60775	SGA Societe Generale Acceptance N.V.	HSI R Bear CBBC May16 C	0.2500	21,088 per 10,000 units	20,988 per 10,000 units	2016/05/30	200,000,000	2015/10/07
60762	SGA Societe Generale Acceptance N.V.	HSI R Bear CBBC May16 Z	0.2500	20,688 per 10,000 units	20,588 per 10,000 units	2016/05/30	200,000,000	2015/10/07
60758	SGA Societe Generale Acceptance N.V.	HSI R Bear CBBC Jun16 I	0.2500	20,538 per 10,000 units	20,438 per 10,000 units	2016/06/29	200,000,000	2015/10/07
60945	UBS AG	HSI R Bull CBBC Jun 2016 Q	0.2500	20,350 per 12,000 units	20,550 per 12,000 units	2016/06/29	200,000,000	2015/10/07
60930	UBS AG	HSI R Bull CBBC Aug 2016 H	0.2500	20,650 per 12,000 units	20,850 per 12,000 units	2016/08/30	200,000,000	2015/10/07
60931	UBS AG	HSI R Bull CBBC Aug 2016 K	0.2500	20,500 per 10,000 units	20,700 per 10,000 units	2016/08/30	200,000,000	2015/10/07
60952	UBS AG	HSI R Bull CBBC Aug 2016 O	0.2500	20,200 per 10,000 units	20,400 per 10,000 units	2016/08/30	200,000,000	2015/10/07
60910	UBS AG	HSI R Bull CBBC Sep 2016 P	0.2500	20,986 per 10,000 units	21,186 per 10,000 units	2016/09/29	200,000,000	2015/10/07
60923	UBS AG	HSI R Bull CBBC Sep 2016 Q	0.2500	20,800 per 10,000 units	21,000 per 10,000 units	2016/09/29	200,000,000	2015/10/07
60954	UBS AG	HSI R Bear CBBC Jan 2016 F	0.2500	20,650 per 12,000 units	20,450 per 12,000 units	2016/01/28	200,000,000	2015/10/07
60956	UBS AG	HSI R Bear CBBC Jan 2016 Y	0.2500	21,000 per 10,000 units	20,800 per 10,000 units	2016/01/28	200,000,000	2015/10/07
60955	UBS AG	HSI R Bear CBBC Feb 2016 X	0.2500	20,800 per 10,000 units	20,600 per 10,000 units	2016/02/26	200,000,000	2015/10/07
60959	UBS AG	HSI R Bear CBBC Mar 2016 L	0.2500	21,250 per 12,000 units	21,050 per 12,000 units	2016/03/30	200,000,000	2015/10/07
60962	UBS AG	HSI R Bear CBBC Mar 2016 M	0.2500	21,500 per 12,000 units	21,250 per 12,000 units	2016/03/30	200,000,000	2015/10/07
61036	BNP Paribas Arbit Issu B.V.	HSI R Bull CBBC Nov 2016 V	0.2500	20,500 per 10,000 units	20,700 per 10,000 units	2016/11/29	250,000,000	2015/10/08
61008	Credit Suisse AG	HSI R Bull CBBC Jun 2016 B	0.2500	20,596 per 12,000 units	20,846 per 12,000 units	2016/06/29	200,000,000	2015/10/08
61002	Credit Suisse AG	HSI R Bull CBBC Jun 2016 W	0.2500	20,200 per 10,000 units	20,400 per 10,000 units	2016/06/29	200,000,000	2015/10/08
61004	Credit Suisse AG	HSI R Bull CBBC Jun 2016 X	0.2500	20,400 per 10,000 units	20,600 per 10,000 units	2016/06/29	200,000,000	2015/10/08
61006	Credit Suisse AG	HSI R Bull CBBC Jun 2016 Y	0.2500	20,500 per 10,000 units	20,700 per 10,000 units	2016/06/29	200,000,000	2015/10/08

Newly listed callable bull/bear contracts (continued)

Code	Issuer	Name of issue	Issue prices (HK\$)	Strike price (HKD) / Strike level per 10 units	Call price (HKD) / Call level per 10 units	Expiry date	No. of issue (units)	Listing date
61001	Credit Suisse AG	HSI R Bull CBBC Dec 2016 F	0.4500	16,600 per 10,000 units	16,800 per 10,000 units	2016/12/29	200,000,000	2015/10/08
60987	Credit Suisse AG	HSI R Bear CBBC Apr 2016 A	0.2500	20,950 per 10,000 units	20,750 per 10,000 units	2016/04/28	200,000,000	2015/10/08
61000	Credit Suisse AG	HSI R Bear CBBC Apr 2016 D	0.2500	21,250 per 10,000 units	21,050 per 10,000 units	2016/04/28	200,000,000	2015/10/08
60983	Credit Suisse AG	HSI R Bear CBBC Apr 2016 Y	0.2500	20,800 per 10,000 units	20,600 per 10,000 units	2016/04/28	200,000,000	2015/10/08
60992	Credit Suisse AG	HSI R Bear CBBC Apr 2016 Z	0.2500	21,150 per 10,000 units	20,950 per 10,000 units	2016/04/28	200,000,000	2015/10/08
61038	J P Morgan SP BV	HSI R Bull CBBC Jul 2016 M	0.2500	20,500 per 10,000 units	20,700 per 10,000 units	2016/07/28	200,000,000	2015/10/08
61044	J P Morgan SP BV	HSI R Bull CBBC Aug 2016 V	0.2500	20,200 per 10,000 units	20,400 per 10,000 units	2016/08/30	200,000,000	2015/10/08
61045	J P Morgan SP BV	HSI R Bull CBBC Nov 2016 K	0.2500	19,850 per 10,000 units	20,050 per 10,000 units	2016/11/29	200,000,000	2015/10/08
60965	J P Morgan SP BV	HSI R Bear CBBC Feb 2016 Q	0.2500	20,900 per 10,000 units	20,700 per 10,000 units	2016/02/26	200,000,000	2015/10/08
60966	J P Morgan SP BV	HSI R Bear CBBC Mar 2016 T	0.2500	21,300 per 10,000 units	21,100 per 10,000 units	2016/03/30	200,000,000	2015/10/08
61050	J P Morgan SP BV	HSI R Bear CBBC Apr 2016 J	0.2500	21,688 per 10,000 units	21,488 per 10,000 units	2016/04/28	200,000,000	2015/10/08
60971	Standard Chartered Bank	HSI R Bull CBBC Aug 2016 W	0.2500	20,280 per 10,000 units	20,480 per 10,000 units	2016/08/30	100,000,000	2015/10/08
60982	Standard Chartered Bank	HSI R Bull CBBC Aug 2016 X	0.2500	20,480 per 20,000 units	20,780 per 20,000 units	2016/08/30	150,000,000	2015/10/08
60969	Standard Chartered Bank	HSI R Bear CBBC Mar 2016 N	0.2500	20,980 per 20,000 units	20,680 per 20,000 units	2016/03/30	150,000,000	2015/10/08
60970	Standard Chartered Bank	HSI R Bear CBBC Mar 2016 O	0.2500	21,380 per 20,000 units	21,080 per 20,000 units	2016/03/30	150,000,000	2015/10/08
60978	Standard Chartered Bank	Ping An R Bear CBBC Apr 2016 A	0.2500	42.80 per 100 units	40.80 per 100 units	2016/04/07	50,000,000	2015/10/08
60973	Standard Chartered Bank	TCH R Bear CBBC Jun 2016 B	0.2500	137.80 per 100 units	135.80 per 100 units	2016/06/13	50,000,000	2015/10/08
61026	SGA Societe Generale Acceptance N.V.	HSI R Bull CBBC Jul 16 H	0.2500	20,508 per 10,000 units	20,608 per 10,000 units	2016/07/28	200,000,000	2015/10/08
61028	SGA Societe Generale Acceptance N.V.	HSI R Bull CBBC Jul 16 I	0.2500	20,708 per 10,000 units	20,808 per 10,000 units	2016/07/28	200,000,000	2015/10/08
61029	SGA Societe Generale Acceptance N.V.	HSI R Bear CBBC Jun 16 J	0.2500	20,988 per 10,000 units	20,888 per 10,000 units	2016/06/29	200,000,000	2015/10/08
61030	SGA Societe Generale Acceptance N.V.	HSI R Bear CBBC Jun 16 K	0.2500	21,188 per 10,000 units	21,088 per 10,000 units	2016/06/29	200,000,000	2015/10/08
61019	UBS AG	HSI R Bull CBBC Jun 2016 P	0.2500	20,450 per 10,000 units	20,650 per 10,000 units	2016/06/29	200,000,000	2015/10/08
61018	UBS AG	HSI R Bull CBBC Jun 2016 R	0.2500	20,600 per 10,000 units	20,800 per 10,000 units	2016/06/29	200,000,000	2015/10/08
61020	UBS AG	HSI R Bull CBBC Aug 2016 L	0.2500	20,300 per 10,000 units	20,500 per 10,000 units	2016/08/30	200,000,000	2015/10/08
61011	UBS AG	HSI R Bear CBBC Jan 2016 A	0.2500	20,900 per 10,000 units	20,700 per 10,000 units	2016/01/28	200,000,000	2015/10/08
61014	UBS AG	HSI R Bear CBBC Feb 2016 Y	0.2500	21,100 per 10,000 units	20,900 per 10,000 units	2016/02/26	200,000,000	2015/10/08
61296	BNP Paribas Arbit Issu B.V.	HSCEI R Bull CBBC Nov 2016 G	0.2500	9,000 per 10,000 units	9,200 per 10,000 units	2016/11/29	100,000,000	2015/10/09
61254	BNP Paribas Arbit Issu B.V.	HSI R Bull CBBC Nov 2016 F	0.2500	20,700 per 10,000 units	20,900 per 10,000 units	2016/11/29	250,000,000	2015/10/09
61420	BNP Paribas Arbit Issu B.V.	HSI R Bull CBBC Nov 2016 L	0.2500	21,300 per 10,000 units	21,500 per 10,000 units	2016/11/29	250,000,000	2015/10/09
61272	BNP Paribas Arbit Issu B.V.	HSI R Bull CBBC Nov 2016 T	0.2500	21,100 per 10,000 units	21,300 per 10,000 units	2016/11/29	250,000,000	2015/10/09
61290	BNP Paribas Arbit Issu B.V.	HSI R Bull CBBC Dec 2016 K	0.2500	21,200 per 10,000 units	21,400 per 10,000 units	2016/12/29	250,000,000	2015/10/09
61266	BNP Paribas Arbit Issu B.V.	HSI R Bull CBBC Dec 2016 U	0.2500	21,000 per 10,000 units	21,200 per 10,000 units	2016/12/29	250,000,000	2015/10/09
61052	BNP Paribas Arbit Issu B.V.	HSI R Bear CBBC Mar 2016 W	0.2500	21,500 per 10,000 units	21,300 per 10,000 units	2016/03/30	200,000,000	2015/10/09
61294	BNP Paribas Arbit Issu B.V.	HSI R Bear CBBC Mar 2016 X	0.2500	21,700 per 10,000 units	21,500 per 10,000 units	2016/03/30	200,000,000	2015/10/09
61051	BNP Paribas Arbit Issu B.V.	HSI R Bear CBBC Apr 2016 X	0.2500	21,400 per 10,000 units	21,200 per 10,000 units	2016/04/28	200,000,000	2015/10/09
61297	BNP Paribas Arbit Issu B.V.	TCH R Bull CBBC Sep 2016 C	0.2500	125 per 100 units	128 per 100 units	2016/09/30	50,000,000	2015/10/09
61399	Credit Suisse AG	HSI R Bull CBBC Apr 2016 D	0.2500	20,700 per 10,000 units	20,900 per 10,000 units	2016/04/28	200,000,000	2015/10/09
61401	Credit Suisse AG	HSI R Bull CBBC Apr 2016 E	0.2500	21,050 per 12,000 units	21,250 per 12,000 units	2016/04/28	200,000,000	2015/10/09
61388	Credit Suisse AG	HSI R Bull CBBC Apr 2016 L	0.2500	20,300 per 10,000 units	20,500 per 10,000 units	2016/04/28	200,000,000	2015/10/09
61412	Credit Suisse AG	HSI R Bull CBBC Apr 2016 M	0.2500	21,200 per 10,000 units	21,400 per 10,000 units	2016/04/28	200,000,000	2015/10/09
61397	Credit Suisse AG	HSI R Bull CBBC Apr 2016 Q	0.2500	20,550 per 10,000 units	20,750 per 10,000 units	2016/04/28	200,000,000	2015/10/09
61414	Credit Suisse AG	HSI R Bull CBBC Apr 2016 S	0.2500	21,256 per 12,000 units	21,506 per 12,000 units	2016/04/28	200,000,000	2015/10/09
61182	Credit Suisse AG	HSI R Bear CBBC Jan 2016 H	0.2500	21,600 per 10,000 units	21,400 per 10,000 units	2016/01/28	200,000,000	2015/10/09

Newly listed callable bull/bear contracts (continued)

Code	Issuer	Name of issue	Issue prices (HK\$)	Strike price (HKD) / Strike level per 10 units	Call price (HKD) / Call level per 10 units	Expiry date	No. of issue (units)	Listing date
61167	Credit Suisse AG	HSI R Bear CBBC Jan 2016 T	0.2500	21,050 per 10,000 units	20,850 per 10,000 units	2016/01/28	200,000,000	2015/10/09
61177	Credit Suisse AG	HSI R Bear CBBC Jan 2016 V	0.2500	21,300 per 10,000 units	21,100 per 10,000 units	2016/01/28	200,000,000	2015/10/09
61181	Credit Suisse AG	HSI R Bear CBBC Jan 2016 W	0.2500	21,450 per 10,000 units	21,250 per 10,000 units	2016/01/28	200,000,000	2015/10/09
61222	HK Bank	HSCEI R Bull CBBC Sep 2016 G	0.2500	9,098 per 10,000 units	9,298 per 10,000 units	2016/09/29	100,000,000	2015/10/09
61200	HK Bank	HSI R Bull CBBC Sep 2016 P	0.2500	20,898 per 15,000 units	21,098 per 15,000 units	2016/09/29	150,000,000	2015/10/09
61218	HK Bank	HSI R Bull CBBC Oct 2016 K	0.2500	20,598 per 15,000 units	20,798 per 15,000 units	2016/10/28	150,000,000	2015/10/09
61219	HK Bank	HSI R Bull CBBC Nov 2016 K	0.2500	20,398 per 15,000 units	20,598 per 15,000 units	2016/11/29	150,000,000	2015/10/09
61217	HK Bank	HSI R Bear CBBC May 2016 T	0.2500	22,088 per 15,000 units	21,888 per 15,000 units	2016/05/30	100,000,000	2015/10/09
61337	J P Morgan SP BV	HSI R Bull CBBC Apr 2016 N	0.2500	21,300 per 10,000 units	21,500 per 10,000 units	2016/04/28	200,000,000	2015/10/09
61342	J P Morgan SP BV	HSI R Bull CBBC Jul 2016 U	0.2500	21,000 per 10,000 units	21,200 per 10,000 units	2016/07/28	200,000,000	2015/10/09
61361	J P Morgan SP BV	HSI R Bull CBBC Aug 2016 W	0.2500	20,400 per 10,000 units	20,600 per 10,000 units	2016/08/30	200,000,000	2015/10/09
61352	J P Morgan SP BV	HSI R Bull CBBC Oct 2016 N	0.2500	20,700 per 10,000 units	20,900 per 10,000 units	2016/10/28	200,000,000	2015/10/09
61065	J P Morgan SP BV	HSI R Bear CBBC Feb 2016 T	0.2500	21,088 per 10,000 units	20,888 per 10,000 units	2016/02/26	200,000,000	2015/10/09
61069	J P Morgan SP BV	HSI R Bear CBBC Mar 2016 U	0.2500	21,388 per 10,000 units	21,188 per 10,000 units	2016/03/30	200,000,000	2015/10/09
61362	J P Morgan SP BV	HSI R Bear CBBC Apr 2016 K	0.2500	21,888 per 10,000 units	21,688 per 10,000 units	2016/04/28	200,000,000	2015/10/09
61064	Macquarie Bank Ltd.	HSI R Bull CBBC Mar 2016 H	0.2500	20,300 per 10,000 units	20,500 per 10,000 units	2016/03/30	40,000,000	2015/10/09
61070	Macquarie Bank Ltd.	HSI R Bull CBBC Mar 2016 I	0.2500	20,550 per 10,000 units	20,750 per 10,000 units	2016/03/30	40,000,000	2015/10/09
61109	Macquarie Bank Ltd.	HSI R Bull CBBC Mar 2016 J	0.2550	20,050 per 10,000 units	20,250 per 10,000 units	2016/03/30	40,000,000	2015/10/09
61114	Macquarie Bank Ltd.	HSI R Bear CBBC Mar 2016 J	0.2500	22,200 per 10,000 units	22,000 per 10,000 units	2016/03/30	40,000,000	2015/10/09
61244	Standard Chartered Bank	HSI R Bull CBBC Aug 2016 A	0.2500	21,080 per 10,000 units	21,280 per 10,000 units	2016/08/30	100,000,000	2015/10/09
61228	Standard Chartered Bank	HSI R Bull CBBC Aug 2016 Y	0.2500	20,280 per 20,000 units	20,580 per 20,000 units	2016/08/30	150,000,000	2015/10/09
61238	Standard Chartered Bank	HSI R Bull CBBC Aug 2016 Z	0.2500	20,680 per 10,000 units	20,880 per 10,000 units	2016/08/30	100,000,000	2015/10/09
61118	SGA Societe Generale Acceptance N.V.	HSI R Bull CBBC Aug 16 N	0.2500	21,158 per 10,000 units	21,258 per 10,000 units	2016/08/30	200,000,000	2015/10/09
61141	SGA Societe Generale Acceptance N.V.	HSI R Bull CBBC Aug 16 O	0.2500	21,308 per 10,000 units	21,408 per 10,000 units	2016/08/30	200,000,000	2015/10/09
61116	SGA Societe Generale Acceptance N.V.	HSI R Bull CBBC Sep 16 U	0.2500	20,908 per 10,000 units	21,008 per 10,000 units	2016/09/29	200,000,000	2015/10/09
61053	SGA Societe Generale Acceptance N.V.	HSI R Bear CBBC May 16 D	0.2500	21,138 per 10,000 units	21,038 per 10,000 units	2016/05/30	200,000,000	2015/10/09
61057	SGA Societe Generale Acceptance N.V.	HSI R Bear CBBC May 16 F	0.2500	21,288 per 10,000 units	21,188 per 10,000 units	2016/05/30	200,000,000	2015/10/09
61062	SGA Societe Generale Acceptance N.V.	HSI R Bear CBBC Jun 16 L	0.2500	21,588 per 10,000 units	21,488 per 10,000 units	2016/06/29	200,000,000	2015/10/09
61335	UBS AG	HSCEI R Bull CBBC Sep 2016 C	0.2500	9,050 per 10,000 units	9,250 per 10,000 units	2016/09/29	200,000,000	2015/10/09
61306	UBS AG	HSI R Bull CBBC Jul 2016 J	0.2500	21,300 per 10,000 units	21,500 per 10,000 units	2016/07/28	200,000,000	2015/10/09
61317	UBS AG	HSI R Bull CBBC Aug 2016 U	0.2500	21,150 per 12,000 units	21,350 per 12,000 units	2016/08/30	200,000,000	2015/10/09
61301	UBS AG	HSI R Bear CBBC Jan 2016 C	0.2500	21,400 per 10,000 units	21,200 per 10,000 units	2016/01/28	200,000,000	2015/10/09
61302	UBS AG	HSI R Bear CBBC Feb 2016 V	0.2500	21,600 per 10,000 units	21,400 per 10,000 units	2016/02/26	200,000,000	2015/10/09
66786*	HK Bank	Sands China R Bull CBBC Sep 2016 A	0.0500	20.38 per 100 units	22.38 per 100 units	2016/09/26	238,000,000	2015/10/09
61943	BNP Paribas Arbit Issu B.V.	HSCEI R Bull CBBC Dec 2016 G	0.2500	9,200 per 10,000 units	9,400 per 10,000 units	2016/12/29	100,000,000	2015/10/12
61865	BNP Paribas Arbit Issu B.V.	HSI R Bull CBBC Nov 2016 G	0.2500	21,500 per 10,000 units	21,700 per 10,000 units	2016/11/29	250,000,000	2015/10/12
61900	BNP Paribas Arbit Issu B.V.	HSI R Bull CBBC Nov 2016 I	0.2500	21,700 per 10,000 units	21,900 per 10,000 units	2016/11/29	250,000,000	2015/10/12
61896	BNP Paribas Arbit Issu B.V.	HSI R Bull CBBC Dec 2016 J	0.2500	21,600 per 10,000 units	21,800 per 10,000 units	2016/12/29	250,000,000	2015/10/12
61852	BNP Paribas Arbit Issu B.V.	HSI R Bull CBBC Dec 2016 S	0.2500	21,400 per 10,000 units	21,600 per 10,000 units	2016/12/29	250,000,000	2015/10/12
61526	BNP Paribas Arbit Issu B.V.	HSI R Bear CBBC Mar 2016 B	0.2500	21,900 per 10,000 units	21,700 per 10,000 units	2016/03/30	200,000,000	2015/10/12
61528	BNP Paribas Arbit Issu B.V.	HSI R Bear CBBC Mar 2016 C	0.2500	22,100 per 10,000 units	21,900 per 10,000 units	2016/03/30	200,000,000	2015/10/12
61527	BNP Paribas Arbit Issu B.V.	HSI R Bear CBBC Apr 2016 Y	0.2500	22,000 per 10,000 units	21,800 per 10,000 units	2016/04/28	200,000,000	2015/10/12
61944	BNP Paribas Arbit Issu B.V.	Ping An R Bull CBBC Dec 2016 C	0.2500	37 per 100 units	38 per 100 units	2016/12/30	68,000,000	2015/10/12

Newly listed callable bull/bear contracts (continued)

Code	Issuer	Name of issue	Issue prices (HK\$)	Strike price (HKD) / Strike level per 10 units	Call price (HKD) / Call level per 10 units	Expiry date	No. of issue (units)	Listing date
62098	Credit Suisse AG	BOCL R Bull CBBC Jul 2016 A	0.2500	3.0700	3.2200	2016/07/29	70,000,000	2015/10/12
62023	Credit Suisse AG	China Mobile R Bull CBBC Apr 2016 A	0.2500	88.50 per 100 units	90.50 per 100 units	2016/04/29	70,000,000	2015/10/12
62044	Credit Suisse AG	CCB R Bull CBBC Jul 2016 A	0.2500	4.8600	5.0100	2016/07/29	70,000,000	2015/10/12
62123	Credit Suisse AG	CRRC R Bull CBBC Jul 2016 A	0.2500	8.5000	9.0000	2016/07/29	70,000,000	2015/10/12
61989	Credit Suisse AG	A50 China R Bull CBBC May 2016 B	0.2500	9.6800	9.9800	2016/05/31	100,000,000	2015/10/12
62006	Credit Suisse AG	HKEx R Bull CBBC May 2016 B	0.2500	173.80 per 100 units	178.80 per 100 units	2016/05/31	100,000,000	2015/10/12
61982	Credit Suisse AG	HSCEI R Bull CBBC May 2016 D	0.2500	8,900 per 10,000 units	9,100 per 10,000 units	2016/05/30	100,000,000	2015/10/12
61983	Credit Suisse AG	HSCEI R Bull CBBC May 2016 E	0.2500	9,300 per 10,000 units	9,500 per 10,000 units	2016/05/30	100,000,000	2015/10/12
62183	Credit Suisse AG	HSI R Bull CBBC Jun 2016 C	0.2500	21,150 per 10,000 units	21,350 per 10,000 units	2016/06/29	200,000,000	2015/10/12
62184	Credit Suisse AG	HSI R Bull CBBC Jun 2016 D	0.2500	21,350 per 10,000 units	21,550 per 10,000 units	2016/06/29	200,000,000	2015/10/12
62221	Credit Suisse AG	HSI R Bull CBBC Jun 2016 E	0.2500	21,550 per 10,000 units	21,750 per 10,000 units	2016/06/29	200,000,000	2015/10/12
62243	Credit Suisse AG	HSI R Bull CBBC Jun 2016 F	0.2500	21,650 per 12,000 units	21,900 per 12,000 units	2016/06/29	200,000,000	2015/10/12
62149	Credit Suisse AG	HSI R Bear CBBC Jan 2016 D	0.2500	21,900 per 10,000 units	21,700 per 10,000 units	2016/01/28	200,000,000	2015/10/12
62172	Credit Suisse AG	HSI R Bear CBBC Jan 2016 F	0.2500	22,100 per 10,000 units	21,900 per 10,000 units	2016/01/28	200,000,000	2015/10/12
62140	Credit Suisse AG	HSI R Bear CBBC Jan 2016 I	0.2500	21,708 per 10,000 units	21,508 per 10,000 units	2016/01/28	200,000,000	2015/10/12
62078	Credit Suisse AG	ICBC R Bull CBBC Jul 2016 A	0.2500	3.9000	4.1000	2016/07/29	70,000,000	2015/10/12
61998	Credit Suisse AG	Ping An R Bull CBBC Aug 2016 A	0.2500	37.30 per 100 units	38.80 per 100 units	2016/08/31	100,000,000	2015/10/12
62022	Credit Suisse AG	TCH R Bull CBBC Apr 2016 B	0.2500	127.80 per 100 units	130.30 per 100 units	2016/04/29	100,000,000	2015/10/12
61488	HK Bank	AIA R Bull CBBC Oct 2016 C	0.3800	39.0800	40.0800	2016/10/31	60,000,000	2015/10/12
61518	HK Bank	BOCL R Bull CBBC Dec 2016 C	0.2500	2.8800	3.0300	2016/12/05	100,000,000	2015/10/12
61481	HK Bank	China Mobile R Bull CBBC Oct 2016 E	0.2500	89.68 per 100 units	91.68 per 100 units	2016/10/31	120,000,000	2015/10/12
61492	HK Bank	China Life R Bull CBBC Sep 2016 C	0.2700	25.2800	25.8800	2016/09/19	60,000,000	2015/10/12
61496	HK Bank	CNOOC R Bull CBBC Dec 2016 E	0.2500	7.0800	7.5800	2016/12/05	60,000,000	2015/10/12
61475	HK Bank	Sinopec Corp R Bull CBBC Oct 2016 B	0.2500	4.1800	4.4800	2016/10/31	80,000,000	2015/10/12
61460	HK Bank	HKEx R Bull CBBC Sep 2016 G	0.2500	174.88 per 100 units	177.88 per 100 units	2016/09/30	100,000,000	2015/10/12
61472	HK Bank	HKEx R Bull CBBC Nov 2016 D	0.2500	164.88 per 100 units	167.88 per 100 units	2016/11/14	100,000,000	2015/10/12
61512	HK Bank	HSCEI R Bear CBBC Oct 2016 B	0.2500	10,188 per 10,000 units	9,988 per 10,000 units	2016/10/28	68,000,000	2015/10/12
61513	HK Bank	HSI R Bull CBBC Oct 2016 L	0.2500	21,098 per 15,000 units	21,298 per 15,000 units	2016/10/28	150,000,000	2015/10/12
61494	HK Bank	HSI R Bull CBBC Feb 2017 A	0.2500	20,178 per 20,000 units	20,428 per 20,000 units	2017/02/27	400,000,000	2015/10/12
61490	HK Bank	PetCh R Bull CBBC Dec 2016 E	0.2500	4.9300	5.2800	2016/12/05	60,000,000	2015/10/12
61517	HK Bank	Ping An R Bull CBBC Nov 2016 K	0.2500	37.38 per 100 units	38.38 per 100 units	2016/11/14	188,000,000	2015/10/12
61514	HK Bank	Ping An R Bull CBBC Dec 2016 D	0.2500	29.88 per 100 units	30.88 per 100 units	2016/12/30	188,000,000	2015/10/12
61445	HK Bank	TCH R Bull CBBC Jun 2016 H	0.2500	129.88 per 100 units	131.88 per 100 units	2016/06/27	100,000,000	2015/10/12
61446	HK Bank	TCH R Bull CBBC Jul 2016 M	0.2500	126.88 per 100 units	128.88 per 100 units	2016/07/11	100,000,000	2015/10/12
61458	HK Bank	TCH R Bull CBBC Aug 2016 K	0.2500	121.88 per 100 units	123.88 per 100 units	2016/08/08	100,000,000	2015/10/12
62244	J P Morgan SP BV	HSI R Bull CBBC Jun 2016 I	0.2500	21,700 per 10,000 units	21,900 per 10,000 units	2016/06/29	200,000,000	2015/10/12
62245	J P Morgan SP BV	HSI R Bull CBBC Jul 2016 V	0.2500	21,400 per 10,000 units	21,600 per 10,000 units	2016/07/28	200,000,000	2015/10/12
62271	J P Morgan SP BV	HSI R Bull CBBC Aug 2016 X	0.2500	21,088 per 10,000 units	21,288 per 10,000 units	2016/08/30	200,000,000	2015/10/12
62273	J P Morgan SP BV	HSI R Bull CBBC Sep 2016 L	0.2500	20,788 per 10,000 units	20,988 per 10,000 units	2016/09/29	200,000,000	2015/10/12
61530	J P Morgan SP BV	HSI R Bear CBBC Feb 2016 Z	0.2500	21,800 per 10,000 units	21,600 per 10,000 units	2016/02/26	200,000,000	2015/10/12
61531	J P Morgan SP BV	HSI R Bear CBBC Mar 2016 V	0.2500	22,100 per 10,000 units	21,900 per 10,000 units	2016/03/30	200,000,000	2015/10/12
62274	J P Morgan SP BV	HSI R Bear CBBC Mar 2016 W	0.2500	22,388 per 10,000 units	22,188 per 10,000 units	2016/03/30	200,000,000	2015/10/12
61532	Macquarie Bank Ltd.	HSI R Bull CBBC Mar 2016 K	0.2500	21,050 per 10,000 units	21,250 per 10,000 units	2016/03/30	40,000,000	2015/10/12

Newly listed callable bull/bear contracts (continued)

Code	Issuer	Name of issue	Issue prices (HK\$)	Strike price (HKD) / Strike level per 10 units	Call price (HKD) / Call level per 10 units	Expiry date	No. of issue (units)	Listing date
61536	Macquarie Bank Ltd.	HSI R Bull CBBC Mar 2016 L	0.2500	20,800 per 10,000 units	21,000 per 10,000 units	2016/03/30	40,000,000	2015/10/12
61520	Standard Chartered Bank	HSCEI R Bull CBBC Aug 2016 B	0.2500	9,080 per 10,000 units	9,280 per 10,000 units	2016/08/30	100,000,000	2015/10/12
61573	Standard Chartered Bank	HSI R Bull CBBC Aug 2016 B	0.2500	21,680 per 10,000 units	21,880 per 10,000 units	2016/08/30	100,000,000	2015/10/12
61577	Standard Chartered Bank	HSI R Bull CBBC Aug 2016 C	0.2500	21,480 per 10,000 units	21,680 per 10,000 units	2016/08/30	100,000,000	2015/10/12
61604	Standard Chartered Bank	HSI R Bull CBBC Aug 2016 M	0.2500	21,280 per 20,000 units	21,580 per 20,000 units	2016/08/30	150,000,000	2015/10/12
61521	Standard Chartered Bank	HSI R Bear CBBC Mar 2016 P	0.2500	22,080 per 10,000 units	21,880 per 10,000 units	2016/03/30	100,000,000	2015/10/12
61523	Standard Chartered Bank	HSI R Bear CBBC Mar 2016 Q	0.2500	22,080 per 20,000 units	21,780 per 20,000 units	2016/03/30	150,000,000	2015/10/12
61524	Standard Chartered Bank	HSI R Bear CBBC Mar 2016 R	0.2500	21,880 per 20,000 units	21,580 per 20,000 units	2016/03/30	150,000,000	2015/10/12
61559	SGA Societe Generale Acceptance N.V.	HSI R Bull CBBC Aug16 P	0.2500	21,458 per 10,000 units	21,558 per 10,000 units	2016/08/30	200,000,000	2015/10/12
61569	SGA Societe Generale Acceptance N.V.	HSI R Bull CBBC Aug16 Q	0.2500	21,758 per 10,000 units	21,858 per 10,000 units	2016/08/30	200,000,000	2015/10/12
61547	SGA Societe Generale Acceptance N.V.	HSI R Bull CBBC Sep16 V	0.2500	21,208 per 10,000 units	21,308 per 10,000 units	2016/09/29	200,000,000	2015/10/12
61568	SGA Societe Generale Acceptance N.V.	HSI R Bull CBBC Sep16 W	0.2500	21,608 per 10,000 units	21,708 per 10,000 units	2016/09/29	200,000,000	2015/10/12
61425	SGA Societe Generale Acceptance N.V.	HSI R Bear CBBC May16 G	0.2500	21,638 per 10,000 units	21,538 per 10,000 units	2016/05/30	200,000,000	2015/10/12
61433	SGA Societe Generale Acceptance N.V.	HSI R Bear CBBC May16 H	0.2500	21,788 per 10,000 units	21,688 per 10,000 units	2016/05/30	200,000,000	2015/10/12
61437	SGA Societe Generale Acceptance N.V.	HSI R Bear CBBC May16 I	0.2500	22,288 per 10,000 units	22,188 per 10,000 units	2016/05/30	200,000,000	2015/10/12
61434	SGA Societe Generale Acceptance N.V.	HSI R Bear CBBC Jun16 M	0.2500	21,938 per 10,000 units	21,838 per 10,000 units	2016/06/29	200,000,000	2015/10/12
61439	SGA Societe Generale Acceptance N.V.	HSI R Bear CBBC Jun16 N	0.2500	22,538 per 10,000 units	22,438 per 10,000 units	2016/06/29	200,000,000	2015/10/12
61748	UBS AG	HSI R Bull CBBC Jun 2016 D	0.2500	20,250 per 10,000 units	20,450 per 10,000 units	2016/06/29	200,000,000	2015/10/12
61646	UBS AG	HSI R Bull CBBC Jun 2016 U	0.2500	21,500 per 12,000 units	21,750 per 12,000 units	2016/06/29	200,000,000	2015/10/12
61649	UBS AG	HSI R Bull CBBC Jun 2016 V	0.2500	21,400 per 10,000 units	21,600 per 10,000 units	2016/06/29	200,000,000	2015/10/12
61720	UBS AG	HSI R Bull CBBC Jul 2016 A	0.2500	20,500 per 12,000 units	20,750 per 12,000 units	2016/07/28	200,000,000	2015/10/12
61636	UBS AG	HSI R Bull CBBC Jul 2016 K	0.2500	21,700 per 10,000 units	21,900 per 10,000 units	2016/07/28	200,000,000	2015/10/12
61706	UBS AG	HSI R Bull CBBC Jul 2016 M	0.2500	20,700 per 10,000 units	20,900 per 10,000 units	2016/07/28	200,000,000	2015/10/12
61650	UBS AG	HSI R Bull CBBC Sep 2016 R	0.2500	21,250 per 10,000 units	21,450 per 10,000 units	2016/09/29	200,000,000	2015/10/12
61747	UBS AG	HSI R Bull CBBC Sep 2016 S	0.2500	20,400 per 10,000 units	20,600 per 10,000 units	2016/09/29	200,000,000	2015/10/12
61608	UBS AG	HSI R Bear CBBC Jan 2016 E	0.2500	21,707 per 10,000 units	21,507 per 10,000 units	2016/01/28	200,000,000	2015/10/12
61610	UBS AG	HSI R Bear CBBC Feb 2016 Q	0.2500	21,900 per 12,000 units	21,650 per 12,000 units	2016/02/26	200,000,000	2015/10/12
61612	UBS AG	HSI R Bear CBBC Feb 2016 Z	0.2500	22,000 per 10,000 units	21,800 per 10,000 units	2016/02/26	200,000,000	2015/10/12
62626	BNP Paribas Arbit Issu B.V.	HSI R Bear CBBC Mar 2016 P	0.2500	22,300 per 10,000 units	22,100 per 10,000 units	2016/03/30	200,000,000	2015/10/13
62615	BNP Paribas Arbit Issu B.V.	HSI R Bear CBBC Apr 2016 M	0.2500	22,200 per 10,000 units	22,000 per 10,000 units	2016/04/28	200,000,000	2015/10/13
62867	Credit Suisse AG	HSI R Bull CBBC May 2016 L	0.2500	21,650 per 10,000 units	21,850 per 10,000 units	2016/05/30	200,000,000	2015/10/13
62871	Credit Suisse AG	HSI R Bull CBBC May 2016 N	0.2500	21,450 per 10,000 units	21,650 per 10,000 units	2016/05/30	200,000,000	2015/10/13
62874	Credit Suisse AG	HSI R Bull CBBC May 2016 O	0.2500	21,250 per 10,000 units	21,450 per 10,000 units	2016/05/30	200,000,000	2015/10/13
63192	Credit Suisse AG	HSI R Bear CBBC Feb 2016 A	0.2500	22,350 per 10,000 units	22,150 per 10,000 units	2016/02/26	200,000,000	2015/10/13
63210	Credit Suisse AG	HSI R Bear CBBC Feb 2016 B	0.2500	22,200 per 10,000 units	22,000 per 10,000 units	2016/02/26	200,000,000	2015/10/13
63234	Credit Suisse AG	HSI R Bear CBBC Feb 2016 H	0.2500	22,032 per 10,000 units	21,832 per 10,000 units	2016/02/26	200,000,000	2015/10/13
62355	HK Bank	COVS R Bull CBBC Nov 2016 A	0.4200	21.2800	21.8800	2016/11/28	50,000,000	2015/10/13
62444	HK Bank	CSOP A50 ETF R Bull CBBC Aug 2016 G	0.2500	11.2300	11.3800	2016/08/15	100,000,000	2015/10/13
62351	HK Bank	HS H-SH ETF R Bull CBBC Jul 2016 B	0.2500	91.08 per 100 units	93.08 per 100 units	2016/07/28	100,000,000	2015/10/13
62414	HK Bank	HSCEI R Bull CBBC Aug 2016 I	0.2500	9,398 per 10,000 units	9,598 per 10,000 units	2016/08/30	100,000,000	2015/10/13
62408	HK Bank	HSI R Bull CBBC Jul 2016 W	0.2500	21,418 per 10,000 units	21,618 per 10,000 units	2016/07/28	150,000,000	2015/10/13
62399	HK Bank	HSI R Bull CBBC Aug 2016 N	0.2500	21,598 per 15,000 units	21,798 per 15,000 units	2016/08/30	150,000,000	2015/10/13
62405	HK Bank	HSI R Bull CBBC Aug 2016 O	0.2500	20,718 per 10,000 units	20,918 per 10,000 units	2016/08/30	150,000,000	2015/10/13

Newly listed callable bull/bear contracts (continued)

Code	Issuer	Name of issue	Issue prices (HK\$)	Strike price (HKD) / Strike level per 10 units	Call price (HKD) / Call level per 10 units	Expiry date	No. of issue (units)	Listing date
62394	HK Bank	HSI R Bull CBBC Sep 2016 Q	0.2500	21,298 per 15,000 units	21,498 per 15,000 units	2016/09/29	150,000,000	2015/10/13
62301	HK Bank	TCH R Bull CBBC Jul 2016 N	0.2500	132.88 per 100 units	134.88 per 100 units	2016/07/25	100,000,000	2015/10/13
62339	HK Bank	TCH R Bull CBBC Sep 2016 D	0.2500	119.88 per 100 units	121.88 per 100 units	2016/09/26	100,000,000	2015/10/13
62722	J P Morgan SP BV	HSCEI R Bull CBBC Sep 2016 D	0.2500	9,600 per 10,000 units	9,800 per 10,000 units	2016/09/29	100,000,000	2015/10/13
62725	J P Morgan SP BV	HSI R Bull CBBC Jun 2016 J	0.2500	21,600 per 10,000 units	21,800 per 10,000 units	2016/06/29	200,000,000	2015/10/13
62754	J P Morgan SP BV	HSI R Bull CBBC Jul 2016 C	0.2500	21,288 per 10,000 units	21,488 per 10,000 units	2016/07/28	200,000,000	2015/10/13
62765	J P Morgan SP BV	HSI R Bull CBBC Sep 2016 M	0.2500	20,988 per 10,000 units	21,188 per 10,000 units	2016/09/29	200,000,000	2015/10/13
62776	J P Morgan SP BV	HSI R Bull CBBC Dec 2016 H	0.2500	20,688 per 10,000 units	20,888 per 10,000 units	2016/12/29	200,000,000	2015/10/13
62778	J P Morgan SP BV	HSI R Bear CBBC Feb 2016 V	0.2500	22,088 per 10,000 units	21,888 per 10,000 units	2016/02/26	200,000,000	2015/10/13
62780	J P Morgan SP BV	HSI R Bear CBBC Apr 2016 L	0.2500	22,300 per 10,000 units	22,100 per 10,000 units	2016/04/28	200,000,000	2015/10/13
62684	Standard Chartered Bank	HKEX R Bull CBBC Jul 2016 C	0.2500	173.88 per 100 units	178.88 per 100 units	2016/07/18	50,000,000	2015/10/13
62809	Standard Chartered Bank	HSI R Bull CBBC Sep 2016 A	0.2500	21,480 per 20,000 units	21,780 per 20,000 units	2016/09/29	150,000,000	2015/10/13
62810	Standard Chartered Bank	HSI R Bull CBBC Sep 2016 B	0.2500	21,280 per 10,000 units	21,480 per 10,000 units	2016/09/29	100,000,000	2015/10/13
62710	Standard Chartered Bank	HSI R Bear CBBC Mar 2016 S	0.2500	22,280 per 10,000 units	22,080 per 10,000 units	2016/03/30	100,000,000	2015/10/13
62691	Standard Chartered Bank	Ping An R Bull CBBC Aug 2016 C	0.2500	35.80 per 100 units	37.80 per 100 units	2016/08/29	50,000,000	2015/10/13
62709	Standard Chartered Bank	Ping An R Bear CBBC Apr 2016 B	0.2500	47.80 per 100 units	45.80 per 100 units	2016/04/11	50,000,000	2015/10/13
62679	Standard Chartered Bank	TCH R Bull CBBC Jun 2016 B	0.2500	128.80 per 100 units	130.80 per 100 units	2016/06/30	50,000,000	2015/10/13
62682	Standard Chartered Bank	TCH R Bear CBBC Jun 2016 C	0.2500	152.80 per 100 units	150.80 per 100 units	2016/06/20	50,000,000	2015/10/13
62627	SGA Societe Generale Acceptance N.V.	HSI R Bull CBBC Sep16 X	0.2500	21,508 per 10,000 units	21,608 per 10,000 units	2016/09/29	200,000,000	2015/10/13
62633	SGA Societe Generale Acceptance N.V.	HSI R Bull CBBC Sep16 Y	0.2500	21,708 per 10,000 units	21,808 per 10,000 units	2016/09/29	200,000,000	2015/10/13
62671	SGA Societe Generale Acceptance N.V.	HSI R Bear CBBC May16 K	0.2500	21,988 per 10,000 units	21,888 per 10,000 units	2016/05/30	200,000,000	2015/10/13
62677	SGA Societe Generale Acceptance N.V.	HSI R Bear CBBC Jun16 O	0.2500	22,138 per 10,000 units	22,038 per 10,000 units	2016/06/29	200,000,000	2015/10/13
62905	UBS AG	CAM CSI300 R Bull CBBC Aug 2016 B	0.2500	32.88 per 100 units	33.88 per 100 units	2016/08/22	100,000,000	2015/10/13
62956	UBS AG	China Mobile R Bull CBBC Jun 2016 A	0.2500	88 per 100 units	90 per 100 units	2016/06/20	50,000,000	2015/10/13
62961	UBS AG	China Mobile R Bear CBBC Apr 2016 B	0.2500	107.50 per 100 units	105 per 100 units	2016/04/25	50,000,000	2015/10/13
62963	UBS AG	A50 China R Bull CBBC Jun 2016 B	0.2500	9.8000	10.0000	2016/06/20	50,000,000	2015/10/13
63079	UBS AG	HSCEI R Bull CBBC Aug 2016 A	0.2500	9,300 per 10,000 units	9,500 per 10,000 units	2016/08/30	200,000,000	2015/10/13
63068	UBS AG	HSI R Bull CBBC Jun 2016 W	0.2500	21,200 per 10,000 units	21,400 per 10,000 units	2016/06/29	200,000,000	2015/10/13
62964	UBS AG	HSI R Bull CBBC Jun 2016 X	0.2500	21,650 per 12,000 units	21,850 per 12,000 units	2016/06/29	200,000,000	2015/10/13
63074	UBS AG	HSI R Bull CBBC Jul 2016 B	0.2500	21,000 per 12,000 units	21,250 per 12,000 units	2016/07/28	200,000,000	2015/10/13
63047	UBS AG	HSI R Bull CBBC Jul 2016 H	0.2500	21,350 per 12,000 units	21,550 per 12,000 units	2016/07/28	200,000,000	2015/10/13
62991	UBS AG	HSI R Bull CBBC Aug 2016 W	0.2500	21,500 per 10,000 units	21,700 per 10,000 units	2016/08/30	200,000,000	2015/10/13
62892	UBS AG	HSI R Bear CBBC Jan 2016 D	0.2500	22,200 per 10,000 units	22,000 per 10,000 units	2016/01/28	200,000,000	2015/10/13
63093	UBS AG	HSI R Bear CBBC Feb 2016 U	0.2500	22,050 per 12,000 units	21,850 per 12,000 units	2016/02/26	200,000,000	2015/10/13
62929	UBS AG	TCH R Bull CBBC Jun 2016 C	0.2500	127 per 100 units	130 per 100 units	2016/06/13	50,000,000	2015/10/13
62954	UBS AG	Tencent R Bear CBBC Apr 2016 B	0.2500	153.50 per 100 units	150 per 100 units	2016/04/25	50,000,000	2015/10/13
60653*	Standard Chartered Bank	HSI R Bull CBBC Aug 2016 S	0.0670	20,880 per 20,000 units	21,180 per 20,000 units	2016/08/30	150,000,000	2015/10/13
63476	BNP Paribas Arbit Issu B.V.	CSOP A50 ETF R Bull CBBC Mar16H	0.2500	11.2000	11.5000	2016/03/31	100,000,000	2015/10/14
63490	BNP Paribas Arbit Issu B.V.	A50 Ch R Bull CBBC Mar 2016 G	0.2500	9.7000	10.0000	2016/03/31	100,000,000	2015/10/14
63448	BNP Paribas Arbit Issu B.V.	HSCEI R Bull CBBC Nov 2016 H	0.2500	9,400 per 10,000 units	9,600 per 10,000 units	2016/11/29	100,000,000	2015/10/14
63978	BNP Paribas Arbit Issu B.V.	HSCEI R Bull CBBC Dec 2016 H	0.2500	9,600 per 10,000 units	9,800 per 10,000 units	2016/12/29	100,000,000	2015/10/14
63936	BNP Paribas Arbit Issu B.V.	HSI R Bull CBBC Nov 2016 M	0.2500	21,900 per 10,000 units	22,100 per 10,000 units	2016/11/29	250,000,000	2015/10/14
63939	BNP Paribas Arbit Issu B.V.	HSI R Bull CBBC Nov 2016 O	0.2500	22,100 per 10,000 units	22,300 per 10,000 units	2016/11/29	250,000,000	2015/10/14

Newly listed callable bull/bear contracts (continued)

Code	Issuer	Name of issue	Issue prices (HK\$)	Strike price (HKD) / Strike level per 10 units	Call price (HKD) / Call level per 10 units	Expiry date	No. of issue (units)	Listing date
63974	BNP Paribas Arbit Issu B.V.	HSI R Bull CBBC Nov 2016 P	0.2500	22,300 per 10,000 units	22,500 per 10,000 units	2016/11/29	250,000,000	2015/10/14
63423	BNP Paribas Arbit Issu B.V.	HSI R Bull CBBC Dec 2016 N	0.2500	21,800 per 10,000 units	22,000 per 10,000 units	2016/12/29	250,000,000	2015/10/14
63938	BNP Paribas Arbit Issu B.V.	HSI R Bull CBBC Dec 2016 R	0.2500	22,000 per 10,000 units	22,200 per 10,000 units	2016/12/29	250,000,000	2015/10/14
63973	BNP Paribas Arbit Issu B.V.	HSI R Bull CBBC Dec 2016 Y	0.2500	22,200 per 10,000 units	22,400 per 10,000 units	2016/12/29	250,000,000	2015/10/14
63432	BNP Paribas Arbit Issu B.V.	HSI R Bear CBBC Mar 2016 U	0.2500	22,500 per 10,000 units	22,300 per 10,000 units	2016/03/30	200,000,000	2015/10/14
63734	BNP Paribas Arbit Issu B.V.	HSI R Bear CBBC Mar 2016 Z	0.2500	22,700 per 10,000 units	22,500 per 10,000 units	2016/03/30	200,000,000	2015/10/14
63433	BNP Paribas Arbit Issu B.V.	HSI R Bear CBBC Apr 2016 O	0.2500	22,600 per 10,000 units	22,400 per 10,000 units	2016/04/28	200,000,000	2015/10/14
63431	BNP Paribas Arbit Issu B.V.	HSI R Bear CBBC Apr 2016 Z	0.2500	22,400 per 10,000 units	22,200 per 10,000 units	2016/04/28	200,000,000	2015/10/14
63503	BNP Paribas Arbit Issu B.V.	Petroch R Bull CBBC Mar 2016 B	0.2500	4.9500	5.3000	2016/03/31	60,000,000	2015/10/14
63869	Credit Suisse AG	HSCEI R Bull CBBC Jun 2016 C	0.2500	10,000 per 10,000 units	10,200 per 10,000 units	2016/06/29	100,000,000	2015/10/14
63865	Credit Suisse AG	HSCEI R Bull CBBC Jul 2016 C	0.2500	9,700 per 10,000 units	9,900 per 10,000 units	2016/07/28	100,000,000	2015/10/14
63848	Credit Suisse AG	HSI R Bull CBBC Jul 2016 N	0.2500	22,265 per 12,000 units	22,515 per 12,000 units	2016/07/28	200,000,000	2015/10/14
63818	Credit Suisse AG	HSI R Bull CBBC Jul 2016 O	0.2500	21,400 per 10,000 units	21,600 per 10,000 units	2016/07/28	200,000,000	2015/10/14
63821	Credit Suisse AG	HSI R Bull CBBC Jul 2016 P	0.2500	21,600 per 12,000 units	21,800 per 12,000 units	2016/07/28	200,000,000	2015/10/14
63826	Credit Suisse AG	HSI R Bull CBBC Jul 2016 Q	0.2500	22,150 per 10,000 units	22,350 per 10,000 units	2016/07/28	200,000,000	2015/10/14
63824	Credit Suisse AG	HSI R Bull CBBC Jul 2016 R	0.2500	21,800 per 10,000 units	22,000 per 10,000 units	2016/07/28	200,000,000	2015/10/14
63825	Credit Suisse AG	HSI R Bull CBBC Jul 2016 S	0.2500	22,000 per 12,000 units	22,200 per 12,000 units	2016/07/28	200,000,000	2015/10/14
63724	Credit Suisse AG	HSI R Bear CBBC Mar 2016 A	0.2500	22,700 per 10,000 units	22,500 per 10,000 units	2016/03/30	200,000,000	2015/10/14
63708	Credit Suisse AG	HSI R Bear CBBC Mar 2016 V	0.2500	22,075 per 10,000 units	21,875 per 10,000 units	2016/03/30	200,000,000	2015/10/14
63709	Credit Suisse AG	HSI R Bear CBBC Mar 2016 W	0.2500	22,250 per 10,000 units	22,050 per 10,000 units	2016/03/30	200,000,000	2015/10/14
63719	Credit Suisse AG	HSI R Bear CBBC Mar 2016 X	0.2500	22,400 per 10,000 units	22,200 per 10,000 units	2016/03/30	200,000,000	2015/10/14
63722	Credit Suisse AG	HSI R Bear CBBC Mar 2016 Y	0.2500	22,550 per 10,000 units	22,350 per 10,000 units	2016/03/30	200,000,000	2015/10/14
63291	HK Bank	CM Bank R Bull CBBC Oct 2016 C	0.2800	16.5800	17.1800	2016/10/31	40,000,000	2015/10/14
63290	HK Bank	CNOOC R Bull CBBC Nov 2016 D	0.2500	7.4800	7.9800	2016/11/21	60,000,000	2015/10/14
63287	HK Bank	Sinopec Corp R Bull CBBC Oct 2016 C	0.2500	4.4800	4.7800	2016/10/24	80,000,000	2015/10/14
63289	HK Bank	HKEx R Bull CBBC Sep 2016 H	0.2500	178.88 per 100 units	181.88 per 100 units	2016/09/23	100,000,000	2015/10/14
63564	J P Morgan SP BV	HSCEI R Bull CBBC Sep 2016 E	0.2500	9,800 per 10,000 units	10,000 per 10,000 units	2016/09/29	100,000,000	2015/10/14
63571	J P Morgan SP BV	HSCEI R Bear CBBC Apr 2016 S	0.2500	10,400 per 10,000 units	10,200 per 10,000 units	2016/04/28	100,000,000	2015/10/14
63979	J P Morgan SP BV	HSI R Bull CBBC Jul 2016 W	0.2500	22,315 per 10,000 units	22,515 per 10,000 units	2016/07/28	200,000,000	2015/10/14
63985	J P Morgan SP BV	HSI R Bull CBBC Aug 2016 Y	0.2500	22,100 per 10,000 units	22,300 per 10,000 units	2016/08/30	200,000,000	2015/10/14
64001	J P Morgan SP BV	HSI R Bull CBBC Sep 2016 N	0.2500	21,800 per 10,000 units	22,000 per 10,000 units	2016/09/29	200,000,000	2015/10/14
64012	J P Morgan SP BV	HSI R Bull CBBC Oct 2016 O	0.2500	21,500 per 10,000 units	21,700 per 10,000 units	2016/10/28	200,000,000	2015/10/14
64026	J P Morgan SP BV	HSI R Bull CBBC Nov 2016 L	0.2500	21,200 per 10,000 units	21,400 per 10,000 units	2016/11/29	200,000,000	2015/10/14
63655	J P Morgan SP BV	HSI R Bear CBBC Feb 2016 U	0.2500	22,500 per 10,000 units	22,300 per 10,000 units	2016/02/26	200,000,000	2015/10/14
63377	J P Morgan SP BV	HSI R Bear CBBC Feb 2016 W	0.2500	22,200 per 10,000 units	22,000 per 10,000 units	2016/02/26	200,000,000	2015/10/14
64027	J P Morgan SP BV	HSI R Bear CBBC Feb 2016 Y	0.2500	22,850 per 10,000 units	22,650 per 10,000 units	2016/02/26	200,000,000	2015/10/14
64034	J P Morgan SP BV	HSI R Bear CBBC Mar 2016 X	0.2500	23,150 per 10,000 units	22,950 per 10,000 units	2016/03/30	200,000,000	2015/10/14
64035	J P Morgan SP BV	HSI R Bear CBBC Apr 2016 M	0.2500	23,488 per 10,000 units	23,288 per 10,000 units	2016/04/28	200,000,000	2015/10/14
63677	Macquarie Bank Ltd.	HSI R Bull CBBC Mar 2016 M	0.2500	21,550 per 10,000 units	21,750 per 10,000 units	2016/03/30	40,000,000	2015/10/14
63688	Macquarie Bank Ltd.	HSI R Bull CBBC Mar 2016 N	0.2550	21,300 per 10,000 units	21,500 per 10,000 units	2016/03/30	40,000,000	2015/10/14
63689	Macquarie Bank Ltd.	HSI R Bear CBBC Mar 2016 K	0.2500	23,450 per 10,000 units	23,250 per 10,000 units	2016/03/30	40,000,000	2015/10/14
63285	Standard Chartered Bank	HSI R Bull CBBC Sep 2016 C	0.2500	21,080 per 20,000 units	21,380 per 20,000 units	2016/09/29	150,000,000	2015/10/14
63787	Standard Chartered Bank	HSI R Bull CBBC Sep 2016 D	0.2500	22,080 per 20,000 units	22,380 per 20,000 units	2016/09/29	150,000,000	2015/10/14

Newly listed callable bull/bear contracts (continued)

Code	Issuer	Name of issue	Issue prices (HK\$)	Strike price (HKD) / Strike level per 10 units	Call price (HKD) / Call level per 10 units	Expiry date	No. of issue (units)	Listing date
63788	Standard Chartered Bank	HSI R Bull CBBC Sep 2016 E	0.2500	22,080 per 10,000 units	22,280 per 10,000 units	2016/09/29	150,000,000	2015/10/14
63797	Standard Chartered Bank	HSI R Bull CBBC Sep 2016 F	0.2500	21,880 per 10,000 units	22,080 per 10,000 units	2016/09/29	150,000,000	2015/10/14
63262	Standard Chartered Bank	HSI R Bear CBBC Mar 2016 T	0.2500	22,280 per 20,000 units	21,980 per 20,000 units	2016/03/30	150,000,000	2015/10/14
63418	Standard Chartered Bank	HSI R Bear CBBC Mar 2016 U	0.2500	22,480 per 20,000 units	22,180 per 20,000 units	2016/03/30	150,000,000	2015/10/14
63551	Standard Chartered Bank	HSI R Bear CBBC Mar 2016 V	0.2500	22,680 per 10,000 units	22,480 per 10,000 units	2016/03/30	150,000,000	2015/10/14
63701	SGA Societe Generale Acceptance N.V.	HSI R Bull CBBC Jul16 Q	0.2500	21,808 per 10,000 units	21,908 per 10,000 units	2016/07/28	200,000,000	2015/10/14
63800	SGA Societe Generale Acceptance N.V.	HSI R Bull CBBC Jul16 R	0.2500	22,258 per 10,000 units	22,358 per 10,000 units	2016/07/28	200,000,000	2015/10/14
63306	SGA Societe Generale Acceptance N.V.	HSI R Bull CBBC Aug16 R	0.2500	21,658 per 10,000 units	21,758 per 10,000 units	2016/08/30	200,000,000	2015/10/14
63705	SGA Societe Generale Acceptance N.V.	HSI R Bull CBBC Sep16 J	0.2500	21,958 per 10,000 units	22,058 per 10,000 units	2016/09/29	200,000,000	2015/10/14
63799	SGA Societe Generale Acceptance N.V.	HSI R Bull CBBC Sep16 K	0.2500	22,108 per 10,000 units	22,208 per 10,000 units	2016/09/29	200,000,000	2015/10/14
63816	SGA Societe Generale Acceptance N.V.	HSI R Bull CBBC Sep16 L	0.2500	22,408 per 10,000 units	22,508 per 10,000 units	2016/09/29	200,000,000	2015/10/14
63292	SGA Societe Generale Acceptance N.V.	HSI R Bull CBBC Sep16 Z	0.2500	21,408 per 10,000 units	21,508 per 10,000 units	2016/09/29	200,000,000	2015/10/14
63350	SGA Societe Generale Acceptance N.V.	HSI R Bear CBBC May16 L	0.2500	22,188 per 10,000 units	22,088 per 10,000 units	2016/05/30	200,000,000	2015/10/14
63333	SGA Societe Generale Acceptance N.V.	HSI R Bear CBBC Jun16 P	0.2500	22,038 per 10,000 units	21,938 per 10,000 units	2016/06/29	200,000,000	2015/10/14
63894	UBS AG	HSCEI R Bull CBBC Jul 2016 A	0.2500	9,800 per 10,000 units	10,000 per 10,000 units	2016/07/28	200,000,000	2015/10/14
63911	UBS AG	HSCEI R Bear CBBC Jan 2016 B	0.2500	11,700 per 10,000 units	11,500 per 10,000 units	2016/01/28	100,000,000	2015/10/14
63920	UBS AG	HSI R Bull CBBC Jul 2016 D	0.2500	21,850 per 12,000 units	22,050 per 12,000 units	2016/07/28	200,000,000	2015/10/14
63916	UBS AG	HSI R Bull CBBC Aug 2016 P	0.2500	22,150 per 12,000 units	22,350 per 12,000 units	2016/08/30	200,000,000	2015/10/14
63929	UBS AG	HSI R Bull CBBC Aug 2016 V	0.2500	21,450 per 10,000 units	21,650 per 10,000 units	2016/08/30	200,000,000	2015/10/14
63913	UBS AG	HSI R Bull CBBC Sep 2016 T	0.2500	22,300 per 10,000 units	22,500 per 10,000 units	2016/09/29	200,000,000	2015/10/14
63919	UBS AG	HSI R Bull CBBC Sep 2016 U	0.2500	22,000 per 10,000 units	22,200 per 10,000 units	2016/09/29	200,000,000	2015/10/14
63924	UBS AG	HSI R Bull CBBC Sep 2016 V	0.2500	21,600 per 10,000 units	21,800 per 10,000 units	2016/09/29	200,000,000	2015/10/14
63878	UBS AG	HSI R Bear CBBC Jan 2016 V	0.2500	22,100 per 10,000 units	21,900 per 10,000 units	2016/01/28	200,000,000	2015/10/14
63910	UBS AG	HSI R Bear CBBC Jan 2016 X	0.2500	22,600 per 10,000 units	22,400 per 10,000 units	2016/01/28	200,000,000	2015/10/14
63901	UBS AG	HSI R Bear CBBC Jan 2016 Z	0.2500	22,400 per 10,000 units	22,200 per 10,000 units	2016/01/28	200,000,000	2015/10/14
63880	UBS AG	HSI R Bear CBBC Feb 2016 A	0.2500	22,250 per 12,000 units	22,050 per 12,000 units	2016/02/26	200,000,000	2015/10/14
64284	BNP Paribas Arbit Issu B.V.	HKEx R Bull CBBC Sep 2016 B	0.2500	185 per 100 units	190 per 100 units	2016/09/30	40,000,000	2015/10/15
64283	BNP Paribas Arbit Issu B.V.	HS H ETF R Bull CBBC Mar 2016A	0.2500	96 per 100 units	98 per 100 units	2016/03/31	60,000,000	2015/10/15
64285	Credit Suisse AG	HSI R Bull CBBC Aug 2016 R	0.2500	22,250 per 10,000 units	22,450 per 10,000 units	2016/08/30	200,000,000	2015/10/15
64287	Credit Suisse AG	HSI R Bull CBBC Aug 2016 S	0.2500	22,100 per 10,000 units	22,300 per 10,000 units	2016/08/30	200,000,000	2015/10/15
64288	Credit Suisse AG	HSI R Bull CBBC Aug 2016 T	0.2500	21,900 per 10,000 units	22,100 per 10,000 units	2016/08/30	200,000,000	2015/10/15
64297	Credit Suisse AG	HSI R Bull CBBC Aug 2016 U	0.2500	21,750 per 10,000 units	21,950 per 10,000 units	2016/08/30	200,000,000	2015/10/15
64316	Credit Suisse AG	HSI R Bull CBBC Aug 2016 V	0.2500	21,500 per 10,000 units	21,700 per 10,000 units	2016/08/30	200,000,000	2015/10/15
64317	Credit Suisse AG	HSI R Bear CBBC Feb 2016 O	0.2500	22,750 per 10,000 units	22,550 per 10,000 units	2016/02/26	200,000,000	2015/10/15
64322	Credit Suisse AG	HSI R Bear CBBC Feb 2016 R	0.2500	22,555 per 10,000 units	22,355 per 10,000 units	2016/02/26	200,000,000	2015/10/15
64157	HK Bank	China Life R Bull CBBC Sep 2016 D	0.2500	27.2800	27.8800	2016/09/19	60,000,000	2015/10/15
64066	HK Bank	CNOOC R Bull CBBC Nov 2016 E	0.2500	8.0800	8.5800	2016/11/21	60,000,000	2015/10/15
64111	HK Bank	Sinopec Corp R Bull CBBC Nov 2016 C	0.2500	4.7800	5.0800	2016/11/21	80,000,000	2015/10/15
64171	HK Bank	A50 R Bull CBBC Dec 2016 C	0.2500	10.1300	10.2800	2016/12/28	100,000,000	2015/10/15
64052	HK Bank	HKEx R Bull CBBC Oct 2016 K	0.2500	182.88 per 100 units	185.88 per 100 units	2016/10/17	100,000,000	2015/10/15
64043	HK Bank	HSCEI R Bull CBBC Aug 2016 J	0.2500	9,998 per 10,000 units	10,198 per 10,000 units	2016/08/30	100,000,000	2015/10/15
64040	HK Bank	HSCEI R Bull CBBC Oct 2016 H	0.2500	9,698 per 10,000 units	9,898 per 10,000 units	2016/10/28	100,000,000	2015/10/15
64036	HK Bank	HSI R Bull CBBC Sep 2016 R	0.2500	21,798 per 15,000 units	21,998 per 15,000 units	2016/09/29	150,000,000	2015/10/15

Newly listed callable bull/bear contracts (continued)

Code	Issuer	Name of issue	Issue prices (HK\$)	Strike price (HKD) / Strike level per 10 units	Call price (HKD) / Call level per 10 units	Expiry date	No. of issue (units)	Listing date
64038	HK Bank	HSI R Bull CBBC Oct 2016 M	0.2500	22,198 per 15,000 units	22,398 per 15,000 units	2016/10/28	150,000,000	2015/10/15
64057	HK Bank	PetCh R Bull CBBC Nov 2016 C	0.2500	5.4300	5.7800	2016/11/28	60,000,000	2015/10/15
64051	HK Bank	TCH R Bull CBBC Sep 2016 E	0.2500	135.88 per 100 units	137.88 per 100 units	2016/09/12	100,000,000	2015/10/15
64219	J P Morgan SP BV	HSI R Bull CBBC Aug 2016 Z	0.2500	22,300 per 10,000 units	22,500 per 10,000 units	2016/08/30	200,000,000	2015/10/15
64236	J P Morgan SP BV	HSI R Bull CBBC Sep 2016 O	0.2500	22,000 per 10,000 units	22,200 per 10,000 units	2016/09/29	200,000,000	2015/10/15
64242	J P Morgan SP BV	HSI R Bull CBBC Oct 2016 P	0.2500	21,688 per 10,000 units	21,888 per 10,000 units	2016/10/28	200,000,000	2015/10/15
64247	J P Morgan SP BV	HSI R Bull CBBC Nov 2016 M	0.2500	21,388 per 10,000 units	21,588 per 10,000 units	2016/11/29	200,000,000	2015/10/15
64324	J P Morgan SP BV	HSI R Bear CBBC Mar 2016 Y	0.2500	22,600 per 10,000 units	22,400 per 10,000 units	2016/03/30	200,000,000	2015/10/15
64328	J P Morgan SP BV	HSI R Bear CBBC Apr 2016 N	0.2500	23,050 per 10,000 units	22,850 per 10,000 units	2016/04/28	200,000,000	2015/10/15
64209	Standard Chartered Bank	HSCEI R Bull CBBC Sep 2016 A	0.2500	9,480 per 10,000 units	9,680 per 10,000 units	2016/09/29	100,000,000	2015/10/15
64195	Standard Chartered Bank	HSI R Bull CBBC Sep 2016 G	0.2500	22,280 per 10,000 units	22,480 per 10,000 units	2016/09/29	150,000,000	2015/10/15
64208	Standard Chartered Bank	HSI R Bull CBBC Sep 2016 H	0.2500	21,880 per 20,000 units	22,180 per 20,000 units	2016/09/29	150,000,000	2015/10/15
64282	Standard Chartered Bank	HSI R Bear CBBC Mar 2016 W	0.2500	22,680 per 20,000 units	22,380 per 20,000 units	2016/03/30	150,000,000	2015/10/15
64178	SGA Societe Generale Acceptance N.V.	HSI R Bull CBBC Jun16 X	0.2500	21,858 per 10,000 units	21,958 per 10,000 units	2016/06/29	200,000,000	2015/10/15
64182	SGA Societe Generale Acceptance N.V.	HSI R Bull CBBC Jun16 Y	0.2500	22,158 per 10,000 units	22,258 per 10,000 units	2016/06/29	200,000,000	2015/10/15
64186	SGA Societe Generale Acceptance N.V.	HSI R Bull CBBC Jul16 O	0.2500	22,308 per 10,000 units	22,408 per 10,000 units	2016/07/28	200,000,000	2015/10/15
64181	SGA Societe Generale Acceptance N.V.	HSI R Bull CBBC Jul16 P	0.2500	22,008 per 10,000 units	22,108 per 10,000 units	2016/07/28	200,000,000	2015/10/15
64192	SGA Societe Generale Acceptance N.V.	HSI R Bear CBBC May16 J	0.2500	22,838 per 10,000 units	22,738 per 10,000 units	2016/05/30	200,000,000	2015/10/15
64187	SGA Societe Generale Acceptance N.V.	HSI R Bear CBBC May16 M	0.2500	22,638 per 10,000 units	22,538 per 10,000 units	2016/05/30	200,000,000	2015/10/15
64189	SGA Societe Generale Acceptance N.V.	HSI R Bear CBBC May16 N	0.2500	22,738 per 10,000 units	22,638 per 10,000 units	2016/05/30	200,000,000	2015/10/15
64193	SGA Societe Generale Acceptance N.V.	HSI R Bear CBBC May16 O	0.2500	23,038 per 10,000 units	22,938 per 10,000 units	2016/05/30	200,000,000	2015/10/15
64194	SGA Societe Generale Acceptance N.V.	HSI R Bear CBBC May16 P	0.2500	23,238 per 10,000 units	23,138 per 10,000 units	2016/05/30	200,000,000	2015/10/15
64329	SGA Societe Generale Acceptance N.V.	HSI R Bear CBBC May16 Q	0.2500	22,488 per 10,000 units	22,388 per 10,000 units	2016/05/30	200,000,000	2015/10/15
64274	UBS AG	HSCEI R Bear CBBC Feb 2016 A	0.2500	12,700 per 10,000 units	12,500 per 10,000 units	2016/02/26	100,000,000	2015/10/15
64260	UBS AG	HSI R Bull CBBC Jun 2016 H	0.2500	21,950 per 10,000 units	22,150 per 10,000 units	2016/06/29	200,000,000	2015/10/15
64249	UBS AG	HSI R Bull CBBC Jun 2016 I	0.2500	22,250 per 10,000 units	22,450 per 10,000 units	2016/06/29	200,000,000	2015/10/15
64269	UBS AG	HSI R Bull CBBC Aug 2016 X	0.2500	20,750 per 10,000 units	20,950 per 10,000 units	2016/08/30	200,000,000	2015/10/15
64259	UBS AG	HSI R Bull CBBC Sep 2016 W	0.2500	22,100 per 10,000 units	22,300 per 10,000 units	2016/09/29	200,000,000	2015/10/15
64266	UBS AG	HSI R Bull CBBC Sep 2016 X	0.2500	21,800 per 10,000 units	22,000 per 10,000 units	2016/09/29	200,000,000	2015/10/15
64276	UBS AG	HSI R Bear CBBC Jan 2016 F	0.2500	22,650 per 12,000 units	22,450 per 12,000 units	2016/01/28	200,000,000	2015/10/15
64275	UBS AG	Ping An R Bull CBBC Jul 2016 A	0.2500	36.80 per 100 units	38 per 100 units	2016/07/11	100,000,000	2015/10/15
64451	Credit Suisse AG	HSI R Bull CBBC Jun 2016 G	0.2500	21,850 per 10,000 units	22,050 per 10,000 units	2016/06/29	200,000,000	2015/10/16
64457	Credit Suisse AG	HSI R Bull CBBC Jun 2016 L	0.2500	22,400 per 10,000 units	22,600 per 10,000 units	2016/06/29	200,000,000	2015/10/16
64458	Credit Suisse AG	HSI R Bull CBBC Jun 2016 M	0.2500	22,488 per 12,000 units	22,738 per 12,000 units	2016/06/29	200,000,000	2015/10/16
64455	Credit Suisse AG	HSI R Bull CBBC Jun 2016 O	0.2500	22,150 per 12,000 units	22,400 per 12,000 units	2016/06/29	200,000,000	2015/10/16
64452	Credit Suisse AG	HSI R Bull CBBC Jun 2016 Z	0.2500	22,050 per 10,000 units	22,250 per 10,000 units	2016/06/29	200,000,000	2015/10/16
64395	Credit Suisse AG	HSI R Bear CBBC Jan 2016 E	0.2500	22,800 per 10,000 units	22,600 per 10,000 units	2016/01/28	200,000,000	2015/10/16
64394	Credit Suisse AG	HSI R Bear CBBC Jan 2016 G	0.2500	22,600 per 10,000 units	22,400 per 10,000 units	2016/01/28	200,000,000	2015/10/16
64397	Credit Suisse AG	HSI R Bear CBBC Jan 2016 K	0.2500	23,000 per 10,000 units	22,800 per 10,000 units	2016/01/28	200,000,000	2015/10/16
64471	J P Morgan SP BV	HSCEI R Bull CBBC Nov 2016 B	0.2500	10,000 per 10,000 units	10,200 per 10,000 units	2016/11/29	100,000,000	2015/10/16
64472	J P Morgan SP BV	HSCEI R Bear CBBC Apr 2016 T	0.2500	10,700 per 10,000 units	10,500 per 10,000 units	2016/04/28	100,000,000	2015/10/16
64481	J P Morgan SP BV	HSI R Bull CBBC Jul 2016 Y	0.2500	21,900 per 10,000 units	22,100 per 10,000 units	2016/07/28	200,000,000	2015/10/16
64482	J P Morgan SP BV	HSI R Bull CBBC Aug 2016 A	0.2500	21,588 per 10,000 units	21,788 per 10,000 units	2016/08/30	200,000,000	2015/10/16

Newly listed callable bull/bear contracts (continued)

Code	Issuer	Name of issue	Issue prices (HK\$)	Strike price (HKD) / Strike level per 10 units	Call price (HKD) / Call level per 10 units	Expiry date	No. of issue (units)	Listing date
64464	J P Morgan SP BV	HSI R Bull CBBC Sep 2016 P	0.2500	22,538 per 10,000 units	22,738 per 10,000 units	2016/09/29	200,000,000	2015/10/16
64475	J P Morgan SP BV	HSI R Bull CBBC Oct 2016 Q	0.2500	22,200 per 10,000 units	22,400 per 10,000 units	2016/10/28	200,000,000	2015/10/16
64379	J P Morgan SP BV	HSI R Bear CBBC Feb 2016 M	0.2500	22,700 per 10,000 units	22,500 per 10,000 units	2016/02/26	200,000,000	2015/10/16
64380	J P Morgan SP BV	HSI R Bear CBBC Apr 2016 O	0.2500	23,000 per 10,000 units	22,800 per 10,000 units	2016/04/28	200,000,000	2015/10/16
64484	J P Morgan SP BV	HSI R Bear CBBC Apr 2016 P	0.2500	23,588 per 10,000 units	23,388 per 10,000 units	2016/04/28	200,000,000	2015/10/16
64459	Macquarie Bank Ltd.	HSI R Bull CBBC Mar 2016 O	0.2500	21,800 per 10,000 units	22,000 per 10,000 units	2016/03/30	40,000,000	2015/10/16
64343	Standard Chartered Bank	A50 China R Bull CBBC Jul 2016 C	0.2500	9.8800	10.0800	2016/07/04	50,000,000	2015/10/16
64330	Standard Chartered Bank	HKEx R Bull CBBC Jul 2016 D	0.2500	183.88 per 100 units	188.88 per 100 units	2016/07/25	50,000,000	2015/10/16
64340	Standard Chartered Bank	HKEx R Bear CBBC Mar 2016 E	0.2500	213.88 per 100 units	208.88 per 100 units	2016/03/14	50,000,000	2015/10/16
64381	Standard Chartered Bank	HSI R Bull CBBC Sep 2016 I	0.2500	22,480 per 10,000 units	22,680 per 10,000 units	2016/09/29	150,000,000	2015/10/16
64383	Standard Chartered Bank	HSI R Bull CBBC Sep 2016 J	0.2500	21,680 per 20,000 units	21,980 per 20,000 units	2016/09/29	150,000,000	2015/10/16
64345	Standard Chartered Bank	HSI R Bear CBBC Mar 2016 X	0.2500	22,880 per 10,000 units	22,680 per 10,000 units	2016/03/30	150,000,000	2015/10/16
64390	SGA Societe Generale Acceptance N.V.	HSI R Bull CBBC Jun16 B	0.2500	22,358 per 10,000 units	22,458 per 10,000 units	2016/06/29	200,000,000	2015/10/16
64389	SGA Societe Generale Acceptance N.V.	HSI R Bull CBBC Jun16 Z	0.2500	22,208 per 10,000 units	22,308 per 10,000 units	2016/06/29	200,000,000	2015/10/16
64384	SGA Societe Generale Acceptance N.V.	HSI R Bull CBBC Jul16 S	0.2500	21,908 per 10,000 units	22,008 per 10,000 units	2016/07/28	200,000,000	2015/10/16
64388	SGA Societe Generale Acceptance N.V.	HSI R Bull CBBC Jul16 T	0.2500	22,058 per 10,000 units	22,158 per 10,000 units	2016/07/28	200,000,000	2015/10/16
64392	SGA Societe Generale Acceptance N.V.	HSI R Bull CBBC Jul16 U	0.2500	22,508 per 10,000 units	22,608 per 10,000 units	2016/07/28	200,000,000	2015/10/16
64393	SGA Societe Generale Acceptance N.V.	HSI R Bull CBBC Jul16 V	0.2500	22,608 per 10,000 units	22,708 per 10,000 units	2016/07/28	200,000,000	2015/10/16
64378	SGA Societe Generale Acceptance N.V.	HSI R Bear CBBC May16 R	0.2500	23,838 per 10,000 units	23,738 per 10,000 units	2016/05/30	200,000,000	2015/10/16
64369	SGA Societe Generale Acceptance N.V.	HSI R Bear CBBC May16 V	0.2500	23,438 per 10,000 units	23,338 per 10,000 units	2016/05/30	200,000,000	2015/10/16
64375	SGA Societe Generale Acceptance N.V.	HSI R Bear CBBC May16 W	0.2500	23,638 per 10,000 units	23,538 per 10,000 units	2016/05/30	200,000,000	2015/10/16
64356	SGA Societe Generale Acceptance N.V.	HSI R Bear CBBC Jun16 Q	0.2500	22,588 per 10,000 units	22,488 per 10,000 units	2016/06/29	200,000,000	2015/10/16
64360	SGA Societe Generale Acceptance N.V.	HSI R Bear CBBC Jun16 R	0.2500	22,788 per 10,000 units	22,688 per 10,000 units	2016/06/29	200,000,000	2015/10/16
64361	SGA Societe Generale Acceptance N.V.	HSI R Bear CBBC Jun16 S	0.2500	22,938 per 10,000 units	22,838 per 10,000 units	2016/06/29	200,000,000	2015/10/16
64362	SGA Societe Generale Acceptance N.V.	HSI R Bear CBBC Jun16 T	0.2500	23,138 per 10,000 units	23,038 per 10,000 units	2016/06/29	200,000,000	2015/10/16
64364	SGA Societe Generale Acceptance N.V.	HSI R Bear CBBC Jun16 U	0.2500	23,338 per 10,000 units	23,238 per 10,000 units	2016/06/29	200,000,000	2015/10/16
64546	UBS AG	CSOP A50 ETF R Bull CBBC May 2016 B	0.2500	11.3000	11.5000	2016/05/23	50,000,000	2015/10/16
64535	UBS AG	HSI R Bull CBBC Jun 2016 S	0.2500	22,350 per 12,000 units	22,550 per 12,000 units	2016/06/29	200,000,000	2015/10/16
64537	UBS AG	HSI R Bull CBBC Jul 2016 E	0.2500	22,000 per 12,000 units	22,250 per 12,000 units	2016/07/28	200,000,000	2015/10/16
64538	UBS AG	HSI R Bull CBBC Aug 2016 Y	0.2500	21,900 per 10,000 units	22,100 per 10,000 units	2016/08/30	200,000,000	2015/10/16
64545	UBS AG	HSI R Bull CBBC Aug 2016 Z	0.2500	21,750 per 10,000 units	21,950 per 10,000 units	2016/08/30	200,000,000	2015/10/16
64534	UBS AG	HSI R Bull CBBC Sep 2016 Y	0.2500	22,500 per 10,000 units	22,700 per 10,000 units	2016/09/29	200,000,000	2015/10/16
64536	UBS AG	HSI R Bull CBBC Sep 2016 Z	0.2500	22,200 per 10,000 units	22,400 per 10,000 units	2016/09/29	200,000,000	2015/10/16
64487	UBS AG	HSI R Bear CBBC Jan 2016 G	0.2500	22,700 per 10,000 units	22,500 per 10,000 units	2016/01/28	200,000,000	2015/10/16
64527	UBS AG	HSI R Bear CBBC Jan 2016 Y	0.2500	23,000 per 10,000 units	22,800 per 10,000 units	2016/01/28	200,000,000	2015/10/16
64505	UBS AG	HSI R Bear CBBC Feb 2016 D	0.2500	22,900 per 10,000 units	22,650 per 10,000 units	2016/02/26	200,000,000	2015/10/16
64679	Credit Suisse AG	HSI R Bull CBBC May 2016 P	0.2500	21,950 per 10,000 units	22,150 per 10,000 units	2016/05/30	200,000,000	2015/10/19
64683	Credit Suisse AG	HSI R Bull CBBC May 2016 Q	0.2500	22,350 per 10,000 units	22,550 per 10,000 units	2016/05/30	200,000,000	2015/10/19
64685	Credit Suisse AG	HSI R Bull CBBC May 2016 R	0.2500	22,563 per 10,000 units	22,763 per 10,000 units	2016/05/30	200,000,000	2015/10/19
64658	Credit Suisse AG	HSI R Bear CBBC Feb 2016 F	0.2500	22,660 per 10,000 units	22,460 per 10,000 units	2016/02/26	200,000,000	2015/10/19
64667	Credit Suisse AG	HSI R Bear CBBC Feb 2016 T	0.2500	22,850 per 10,000 units	22,650 per 10,000 units	2016/02/26	200,000,000	2015/10/19
64551	HK Bank	BOCL R Bull CBBC Nov 2016 B	0.2500	3.2300	3.3800	2016/11/28	100,000,000	2015/10/19
64567	HK Bank	BOCL R Bull CBBC Dec 2016 D	0.2500	2.6800	2.8300	2016/12/19	100,000,000	2015/10/19

Newly listed callable bull/bear contracts (continued)

Code	Issuer	Name of issue	Issue prices (HK\$)	Strike price (HKD) / Strike level per 10 units	Call price (HKD) / Call level per 10 units	Expiry date	No. of issue (units)	Listing date
64571	HK Bank	CGN Power R Bull CBBC Nov 2016 A	0.2500	2.5800	2.8300	2016/11/28	40,000,000	2015/10/19
64570	HK Bank	CITIC Sec R Bull CBBC Oct 2016 B	0.4100	12.0000	14.0000	2016/10/24	60,000,000	2015/10/19
64590	HK Bank	CRRC R Bull CBBC Jul 2016 A	0.2500	8.6800	9.0800	2016/07/25	40,000,000	2015/10/19
64588	HK Bank	HS H-SH ETF R Bull CBBC Jul 2016 C	0.2500	96.88 per 100 units	98.88 per 100 units	2016/07/28	100,000,000	2015/10/19
64548	HK Bank	HSI R Bull CBBC Aug 2016 P	0.2500	21,998 per 15,000 units	22,198 per 15,000 units	2016/08/30	150,000,000	2015/10/19
64594	HK Bank	HSI R Bull CBBC Nov 2016 L	0.2500	21,178 per 20,000 units	21,428 per 20,000 units	2016/11/29	400,000,000	2015/10/19
64592	HK Bank	HSI R Bear CBBC Apr 2016 W	0.2500	22,988 per 15,000 units	22,788 per 15,000 units	2016/04/28	100,000,000	2015/10/19
64591	HK Bank	Haitong Sec R Bull CBBC Aug 2016 C	0.2700	10.2800	11.2800	2016/08/22	60,000,000	2015/10/19
64550	HK Bank	TCH R Bull CBBC Jun 2016 I	0.2500	124.88 per 100 units	126.88 per 100 units	2016/06/27	100,000,000	2015/10/19
64630	J P Morgan SP BV	HSI R Bull CBBC Jul 2016 Z	0.2500	22,500 per 10,000 units	22,700 per 10,000 units	2016/07/28	200,000,000	2015/10/19
64633	J P Morgan SP BV	HSI R Bull CBBC Nov 2016 N	0.2500	22,088 per 10,000 units	22,288 per 10,000 units	2016/11/29	200,000,000	2015/10/19
64634	J P Morgan SP BV	HSI R Bull CBBC Dec 2016 I	0.2500	21,788 per 10,000 units	21,988 per 10,000 units	2016/12/29	200,000,000	2015/10/19
64624	J P Morgan SP BV	HSI R Bear CBBC Mar 2016 Z	0.2500	22,800 per 10,000 units	22,600 per 10,000 units	2016/03/30	200,000,000	2015/10/19
64648	J P Morgan SP BV	HSI R Bear CBBC Apr 2016 Q	0.2500	23,788 per 10,000 units	23,588 per 10,000 units	2016/04/28	200,000,000	2015/10/19
64616	Standard Chartered Bank	HSCEI R Bull CBBC Sep 2016 B	0.2500	9,880 per 10,000 units	10,080 per 10,000 units	2016/09/29	100,000,000	2015/10/19
64655	Standard Chartered Bank	HSI R Bull CBBC Sep 2016 K	0.2500	22,280 per 20,000 units	22,580 per 20,000 units	2016/09/29	150,000,000	2015/10/19
64606	Standard Chartered Bank	HSI R Bear CBBC Mar 2016 Y	0.2500	23,080 per 20,000 units	22,780 per 20,000 units	2016/03/30	150,000,000	2015/10/19
64613	Standard Chartered Bank	HSI R Bear CBBC Mar 2016 Z	0.2500	22,880 per 20,000 units	22,580 per 20,000 units	2016/03/30	150,000,000	2015/10/19
64602	SGA Societe Generale Acceptance N.V.	HSI R Bull CBBC Jun16 C	0.2500	20,300 per 20,000 units	20,400 per 20,000 units	2016/06/29	400,000,000	2015/10/19
64620	SGA Societe Generale Acceptance N.V.	HSI R Bull CBBC Jun16 D	0.2500	22,658 per 10,000 units	22,758 per 10,000 units	2016/06/29	200,000,000	2015/10/19
64604	SGA Societe Generale Acceptance N.V.	HSI R Bull CBBC Jul16 W	0.2500	20,700 per 20,000 units	20,800 per 20,000 units	2016/07/28	400,000,000	2015/10/19
64605	SGA Societe Generale Acceptance N.V.	HSI R Bear CBBC Apr16 H	0.2500	22,688 per 10,000 units	22,588 per 10,000 units	2016/04/28	200,000,000	2015/10/19
64689	UBS AG	CAM CSI300 R Bull CBBC Sep 2016 C	0.2500	37.88 per 100 units	38.88 per 100 units	2016/09/05	100,000,000	2015/10/19
64688	UBS AG	HSCEI R Bull CBBC Aug 2016 B	0.2500	10,050 per 10,000 units	10,250 per 10,000 units	2016/08/30	200,000,000	2015/10/19
64690	UBS AG	HSI R Bull CBBC Jun 2016 A	0.2500	22,500 per 12,000 units	22,750 per 12,000 units	2016/06/29	200,000,000	2015/10/19
64692	UBS AG	HSI R Bull CBBC Jul 2016 L	0.2500	22,400 per 10,000 units	22,600 per 10,000 units	2016/07/28	200,000,000	2015/10/19
64686	UBS AG	HSI R Bear CBBC Jan 2016 A	0.2500	22,900 per 10,000 units	22,700 per 10,000 units	2016/01/28	200,000,000	2015/10/19
64695	UBS AG	TCH R Bull CBBC Jul 2016 A	0.2500	132 per 100 units	135 per 100 units	2016/07/18	50,000,000	2015/10/19
64749	Credit Suisse AG	HKEEx R Bull CBBC Jun 2016 B	0.2500	183.80 per 100 units	188.80 per 100 units	2016/06/30	100,000,000	2015/10/20
64759	Credit Suisse AG	HSI R Bull CBBC Apr 2016 T	0.2500	22,500 per 10,000 units	22,700 per 10,000 units	2016/04/28	200,000,000	2015/10/20
64769	Credit Suisse AG	HSI R Bull CBBC Apr 2016 U	0.2500	22,300 per 10,000 units	22,500 per 10,000 units	2016/04/28	200,000,000	2015/10/20
64784	Credit Suisse AG	HSI R Bear CBBC Mar 2016 R	0.2500	22,950 per 10,000 units	22,750 per 10,000 units	2016/03/30	200,000,000	2015/10/20
64796	Credit Suisse AG	HSI R Bear CBBC Mar 2016 S	0.2500	22,851 per 12,000 units	22,601 per 12,000 units	2016/03/30	200,000,000	2015/10/20
64751	Credit Suisse AG	ICBC R Bull CBBC Aug 2016 A	0.2500	4.3500	4.5500	2016/08/31	100,000,000	2015/10/20
64714	HK Bank	AIA R Bull CBBC Jun 2016 B	0.4100	41.2800	42.2800	2016/06/27	60,000,000	2015/10/20
64712	HK Bank	AIA R Bear CBBC Jun 2016 B	0.2500	53.88 per 100 units	52.88 per 100 units	2016/06/27	40,000,000	2015/10/20
64717	HK Bank	CAM CSI300 R Bull CBBC Sep 2016 E	0.4200	39.3800	40.3800	2016/09/12	100,000,000	2015/10/20
64719	HK Bank	CSOP A50 ETF R Bull CBBC Jul 2016 H	0.2500	11.5300	11.6800	2016/07/18	100,000,000	2015/10/20
64715	HK Bank	Evergrande R Bull CBBC Nov 2016 C	0.2500	4.1800	4.4800	2016/11/21	60,000,000	2015/10/20
64713	HK Bank	A50 R Bull CBBC Sep 2016 C	0.2500	10.4300	10.5800	2016/09/26	100,000,000	2015/10/20
64706	HK Bank	Gome R Bull CBBC Dec 2016 B	0.4300	0.98 per unit	1.18 per unit	2016/12/19	40,000,000	2015/10/20
64705	HK Bank	HKEEx R Bull CBBC Oct 2016 L	0.2500	188.88 per 100 units	191.88 per 100 units	2016/10/07	100,000,000	2015/10/20
64704	HK Bank	HSI R Bull CBBC Sep 2016 S	0.2500	22,398 per 15,000 units	22,598 per 15,000 units	2016/09/29	150,000,000	2015/10/20

Newly listed callable bull/bear contracts (continued)

Code	Issuer	Name of issue	Issue prices (HK\$)	Strike price (HKD) / Strike level per 10 units	Call price (HKD) / Call level per 10 units	Expiry date	No. of issue (units)	Listing date
64723	J P Morgan SP BV	HSI R Bull CBBC Nov 2016 O	0.2500	22,400 per 10,000 units	22,600 per 10,000 units	2016/11/29	200,000,000	2015/10/20
64807	J P Morgan SP BV	HSI R Bull CBBC Nov 2016 P	0.2500	21,988 per 10,000 units	22,188 per 10,000 units	2016/11/29	200,000,000	2015/10/20
64805	J P Morgan SP BV	HSI R Bear CBBC Mar 2016 D	0.2500	22,900 per 10,000 units	22,700 per 10,000 units	2016/03/30	200,000,000	2015/10/20
64806	J P Morgan SP BV	HSI R Bear CBBC Apr 2016 R	0.2500	23,250 per 10,000 units	23,050 per 10,000 units	2016/04/28	200,000,000	2015/10/20
64720	Standard Chartered Bank	HSI R Bear CBBC Mar 2016 F	0.2500	23,880 per 20,000 units	23,580 per 20,000 units	2016/03/30	150,000,000	2015/10/20
64728	SGA Societe Generale Acceptance N.V.	HSI R Bull CBBC Jun16 E	0.2500	22,458 per 10,000 units	22,558 per 10,000 units	2016/06/29	200,000,000	2015/10/20
64737	SGA Societe Generale Acceptance N.V.	HSI R Bear CBBC Apr16 J	0.2500	22,888 per 10,000 units	22,788 per 10,000 units	2016/04/28	200,000,000	2015/10/20
64811	UBS AG	HSI R Bull CBBC Aug 2016 E	0.2500	22,450 per 10,000 units	22,650 per 10,000 units	2016/08/30	200,000,000	2015/10/20
64812	UBS AG	HSI R Bear CBBC Jan 2016 C	0.2500	22,801 per 10,000 units	22,601 per 10,000 units	2016/01/28	200,000,000	2015/10/20
64843	Credit Suisse AG	HSI R Bull CBBC Aug 2016 W	0.2500	22,338 per 12,000 units	22,588 per 12,000 units	2016/08/30	200,000,000	2015/10/22
64865	Credit Suisse AG	HSI R Bear CBBC Jan 2016 H	0.2500	22,690 per 12,000 units	22,440 per 12,000 units	2016/01/28	200,000,000	2015/10/22
64860	Credit Suisse AG	HSI R Bear CBBC Jan 2016 M	0.2500	22,900 per 10,000 units	22,700 per 10,000 units	2016/01/28	200,000,000	2015/10/22
64935	Bank of East Asia	China Mobile R Bull CBBC Dec 2016 A	0.2500	74.80 per 100 units	76.80 per 100 units	2016/12/09	40,000,000	2015/10/22
64947	Bank of East Asia	China Mobile R Bear CBBC Feb 2017 A	0.2500	108.70 per 100 units	106.20 per 100 units	2017/02/03	40,000,000	2015/10/22
64987	Bank of East Asia	CSOP A50 ETF R Bull CBBC Dec 2016 A	0.2500	10.8000	10.9800	2016/12/22	40,000,000	2015/10/22
64983	Bank of East Asia	A50 China R Bull CBBC Dec 2016 A	0.2500	9.8000	9.9900	2016/12/23	40,000,000	2015/10/22
64954	Bank of East Asia	Haitong Sec R Bull CBBC Nov 2016 A	0.3100	9.8800	10.6800	2016/11/17	40,000,000	2015/10/22
64837	Goldman Sachs SP (Asia)	HSI R Bull CBBC Jul 2016 A	0.2540	20,600 per 10,000 units	20,800 per 10,000 units	2016/07/28	150,000,000	2015/10/22
64830	HK Bank	ABC R Bull CBBC Oct 2016 D	0.2500	2.7300	2.8800	2016/10/31	80,000,000	2015/10/22
64831	HK Bank	ABC R Bull CBBC Dec 2016 A	0.2500	2.2300	2.3800	2016/12/05	80,000,000	2015/10/22
64818	HK Bank	CC Bank R Bull CBBC Nov 2016 D	0.2500	4.9300	5.0300	2016/11/21	100,000,000	2015/10/22
64828	HK Bank	CC Bank R Bull CBBC Nov 2016 E	0.2500	5.2300	5.3300	2016/11/14	100,000,000	2015/10/22
64813	HK Bank	CC Bank R Bull CBBC Dec 2016 D	0.2500	4.2300	4.3300	2016/12/23	100,000,000	2015/10/22
64815	HK Bank	CC Bank R Bull CBBC Dec 2016 E	0.2500	4.5300	4.6300	2016/12/05	100,000,000	2015/10/22
64911	J P Morgan SP BV	HSI R Bull CBBC Oct 2016 R	0.2500	21,888 per 10,000 units	22,088 per 10,000 units	2016/10/28	200,000,000	2015/10/22
64881	J P Morgan SP BV	HSI R Bull CBBC Dec 2016 J	0.2500	22,288 per 10,000 units	22,488 per 10,000 units	2016/12/29	200,000,000	2015/10/22
64888	J P Morgan SP BV	HSI R Bear CBBC Feb 2016 P	0.2500	22,988 per 10,000 units	22,788 per 10,000 units	2016/02/26	200,000,000	2015/10/22
64883	J P Morgan SP BV	HSI R Bear CBBC Apr 2016 S	0.2500	22,688 per 10,000 units	22,488 per 10,000 units	2016/04/28	200,000,000	2015/10/22
64833	Standard Chartered Bank	HSI R Bull CBBC Sep 2016 L	0.2500	22,080 per 20,000 units	22,380 per 20,000 units	2016/09/29	150,000,000	2015/10/22
64838	Standard Chartered Bank	HSI R Bear CBBC Mar 2016 G	0.2500	22,680 per 10,000 units	22,480 per 10,000 units	2016/03/30	150,000,000	2015/10/22
64834	SGA Societe Generale Acceptance N.V.	HSI R Bull CBBC Sep16 L	0.2500	22,258 per 10,000 units	22,358 per 10,000 units	2016/09/29	200,000,000	2015/10/22
64836	SGA Societe Generale Acceptance N.V.	HSI R Bear CBBC Apr16 K	0.2500	22,700 per 20,000 units	22,600 per 20,000 units	2016/04/28	400,000,000	2015/10/22
64916	UBS AG	HSI R Bull CBBC Jul 2016 N	0.2500	22,300 per 10,000 units	22,500 per 10,000 units	2016/07/28	200,000,000	2015/10/22
65166	Credit Suisse AG	CSOP A50 ETF R Bull CBBC Jun 2016 B	0.2500	11.30 per units	11.60 per units	2016/06/30	100,000,000	2015/10/23
65179	Credit Suisse AG	CSOP A50 ETF R Bear CBBC Mar 2016 A	0.2500	13.68 per units	13.38 per units	2016/03/31	100,000,000	2015/10/23
65239	Credit Suisse AG	HKEX R Bear CBBC Feb 2016 A	0.2500	218 per units	213 per units	2016/02/26	80,000,000	2015/10/23
65240	Credit Suisse AG	HKEX R Bear CBBC Mar 2016 B	0.2700	228 per units	223 per units	2016/03/31	80,000,000	2015/10/23
65271	Credit Suisse AG	HSI R Bull CBBC Jul 2016 T	0.2500	22,450 per 10,000 units	22,650 per 10,000 units	2016/07/28	200,000,000	2015/10/23
65290	Credit Suisse AG	HSI R Bull CBBC Jul 2016 U	0.2500	22,600 per 10,000 units	22,800 per 10,000 units	2016/07/28	200,000,000	2015/10/23
65302	Credit Suisse AG	HSI R Bull CBBC Jul 2016 V	0.2500	22,675 per 12,000 units	22,925 per 12,000 units	2016/07/28	200,000,000	2015/10/23
65154	Credit Suisse AG	HSI R Bear CBBC Jan 2016 T	0.2500	22,700 per 10,000 units	22,500 per 10,000 units	2016/01/28	200,000,000	2015/10/23
65155	Credit Suisse AG	HSI R Bear CBBC Jan 2016 V	0.2500	23,050 per 10,000 units	22,850 per 10,000 units	2016/01/28	200,000,000	2015/10/23
65010	HK Bank	HSI R Bull CBBC Oct 2016 N	0.2500	20,678 per 20,000 units	20,928 per 20,000 units	2016/10/28	400,000,000	2015/10/23

Newly listed callable bull/bear contracts (continued)

Code	Issuer	Name of issue	Issue prices (HK\$)	Strike price (HKD) / Strike level per 10 units	Call price (HKD) / Call level per 10 units	Expiry date	No. of issue (units)	Listing date
65011	HK Bank	HSI R Bear CBBC May 2016 U	0.2500	22,818 per 10,000 units	22,618 per 10,000 units	2016/05/30	100,000,000	2015/10/23
65009	HK Bank	HSI R Bear CBBC Oct 2016 E	0.2500	25,578 per 20,000 units	25,328 per 20,000 units	2016/10/28	400,000,000	2015/10/23
65004	HK Bank	HSI R Bear CBBC Dec 2016 D	0.2500	23,578 per 20,000 units	23,328 per 20,000 units	2016/12/29	400,000,000	2015/10/23
65366	J P Morgan SP BV	HSI R Bull CBBC Mar 2016 A	0.2500	22,188 per 10,000 units	22,388 per 10,000 units	2016/03/30	200,000,000	2015/10/23
65339	J P Morgan SP BV	HSI R Bull CBBC Mar 2016 B	0.2500	22,488 per 10,000 units	22,688 per 10,000 units	2016/03/30	200,000,000	2015/10/23
65322	J P Morgan SP BV	HSI R Bull CBBC Mar 2016 F	0.2500	22,725 per 10,000 units	22,925 per 10,000 units	2016/03/30	200,000,000	2015/10/23
65145	J P Morgan SP BV	HSI R Bear CBBC Mar 2016 E	0.2500	23,088 per 10,000 units	22,888 per 10,000 units	2016/03/30	200,000,000	2015/10/23
65144	J P Morgan SP BV	HSI R Bear CBBC Apr 2016 T	0.2500	22,788 per 10,000 units	22,588 per 10,000 units	2016/04/28	200,000,000	2015/10/23
65147	Macquarie Bank Ltd.	HSI R Bull CBBC Mar 2016 P	0.2500	22,050 per 10,000 units	22,250 per 10,000 units	2016/03/30	40,000,000	2015/10/23
65153	Macquarie Bank Ltd.	HSI R Bull CBBC Mar 2016 Q	0.2500	22,300 per 10,000 units	22,500 per 10,000 units	2016/03/30	40,000,000	2015/10/23
65146	Standard Chartered Bank	HSI R Bull CBBC Sep 2016 M	0.2500	22,680 per 10,000 units	22,880 per 10,000 units	2016/09/29	150,000,000	2015/10/23
65026	SGA Societe Generale Acceptance N.V.	HSI R Bull CBBC May16 E	0.2500	22,558 per 10,000 units	22,658 per 10,000 units	2016/05/30	200,000,000	2015/10/23
65045	SGA Societe Generale Acceptance N.V.	HSI R Bull CBBC Jun16 A	0.2500	22,808 per 10,000 units	22,908 per 10,000 units	2016/06/29	200,000,000	2015/10/23
65072	SGA Societe Generale Acceptance N.V.	HSI R Bear CBBC May16 B	0.2500	24,238 per 10,000 units	24,138 per 10,000 units	2016/05/30	200,000,000	2015/10/23
65077	SGA Societe Generale Acceptance N.V.	HSI R Bear CBBC May16 C	0.2500	24,438 per 10,000 units	24,338 per 10,000 units	2016/05/30	200,000,000	2015/10/23
65103	SGA Societe Generale Acceptance N.V.	HSI R Bear CBBC May16 E	0.2500	24,638 per 10,000 units	24,538 per 10,000 units	2016/05/30	200,000,000	2015/10/23
65049	SGA Societe Generale Acceptance N.V.	HSI R Bear CBBC May16 T	0.2500	23,038 per 10,000 units	22,938 per 10,000 units	2016/05/30	200,000,000	2015/10/23
65059	SGA Societe Generale Acceptance N.V.	HSI R Bear CBBC May16 U	0.2500	24,038 per 10,000 units	23,938 per 10,000 units	2016/05/30	200,000,000	2015/10/23
65017	SGA Societe Generale Acceptance N.V.	HSI R Bear CBBC May16 X	0.2500	22,638 per 10,000 units	22,538 per 10,000 units	2016/05/30	200,000,000	2015/10/23
65020	SGA Societe Generale Acceptance N.V.	HSI R Bear CBBC May16 Y	0.2500	22,838 per 10,000 units	22,738 per 10,000 units	2016/05/30	200,000,000	2015/10/23
65133	SGA Societe Generale Acceptance N.V.	HSI R Bear CBBC May16 Z	0.2500	24,838 per 10,000 units	24,738 per 10,000 units	2016/05/30	200,000,000	2015/10/23
65373	UBS AG	HKEx R Bull CBBC Sep 2016 C	0.2500	185 per units	190 per units	2016/09/12	50,000,000	2015/10/23
65381	UBS AG	HSCEI R Bear CBBC Feb 2016 B	0.2500	12,200 per 10,000 units	12,000 per 10,000 units	2016/02/26	100,000,000	2015/10/23
65401	UBS AG	HSI R Bull CBBC Jun 2016 F	0.2500	22,700 per 10,000 units	22,900 per 10,000 units	2016/06/29	200,000,000	2015/10/23
65367	UBS AG	HSI R Bear CBBC Jan 2016 N	0.2500	22,650 per 12,000 units	22,450 per 12,000 units	2016/01/28	200,000,000	2015/10/23
65369	UBS AG	HSI R Bear CBBC Jan 2016 R	0.2500	23,050 per 12,000 units	22,850 per 12,000 units	2016/01/28	200,000,000	2015/10/23
65608	Credit Suisse AG	HSI R Bull CBBC Jun 2016 N	0.2500	22,650 per 10,000 units	22,850 per 10,000 units	2016/06/29	200,000,000	2015/10/26
65614	Credit Suisse AG	HSI R Bull CBBC Jun 2016 P	0.2500	22,867 per 10,000 units	23,067 per 10,000 units	2016/06/29	200,000,000	2015/10/26
65601	Credit Suisse AG	HSI R Bear CBBC Jan 2016 D	0.2500	23,408 per 12,000 units	23,208 per 12,000 units	2016/01/28	200,000,000	2015/10/26
65576	Credit Suisse AG	HSI R Bear CBBC Jan 2016 W	0.2500	23,250 per 10,000 units	23,050 per 10,000 units	2016/01/28	200,000,000	2015/10/26
65567	Credit Suisse AG	HSI R Bear CBBC Feb 2016 A	0.2500	23,100 per 10,000 units	22,900 per 10,000 units	2016/02/26	200,000,000	2015/10/26
65581	Credit Suisse AG	TCH R Bear CBBC Feb 2016 A	0.2700	171.80 per 100 units	168.80 per 100 units	2016/02/26	80,000,000	2015/10/26
65439	HK Bank	ABC R Bull CBBC Nov 2016 B	0.2500	2.4300	2.5800	2016/11/14	80,000,000	2015/10/26
65424	HK Bank	CAM CSI300 R Bull CBBC Sep 2016 F	0.2500	41.3800	42.3800	2016/09/05	100,000,000	2015/10/26
65485	HK Bank	Sinopec Corp R Bull CBBC Oct 2016 D	0.2500	5.0800	5.3800	2016/10/17	80,000,000	2015/10/26
65447	HK Bank	CSOP A50 ETF R Bull CBBC Aug 2016 H	0.2500	11.8300	11.9800	2016/08/08	100,000,000	2015/10/26
65448	HK Bank	HKEx R Bull CBBC Sep 2016 I	0.2500	193.88 per 100 units	196.88 per 100 units	2016/09/19	100,000,000	2015/10/26
65509	HK Bank	HSCEI R Bull CBBC Sep 2016 H	0.2500	10,298 per 10,000 units	10,498 per 10,000 units	2016/09/29	100,000,000	2015/10/26
65410	HK Bank	HSI R Bull CBBC Oct 2016 O	0.2500	22,598 per 15,000 units	22,798 per 15,000 units	2016/10/28	150,000,000	2015/10/26
65507	HK Bank	HSI R Bull CBBC Oct 2016 P	0.2500	21,678 per 20,000 units	21,928 per 20,000 units	2016/10/28	400,000,000	2015/10/26
65501	HK Bank	PetCh R Bull CBBC Nov 2016 D	0.2500	5.8300	6.1800	2016/11/21	60,000,000	2015/10/26
65496	HK Bank	TCH R Bull CBBC Sep 2016 F	0.2500	138.88 per 100 units	140.88 per 100 units	2016/09/05	100,000,000	2015/10/26
65711	J P Morgan SP BV	HSI R Bull CBBC Aug 2016 B	0.2500	22,867 per 10,000 units	23,067 per 10,000 units	2016/08/30	200,000,000	2015/10/26

Newly listed callable bull/bear contracts (continued)

Code	Issuer	Name of issue	Issue prices (HK\$)	Strike price (HKD) / Strike level per 10 units	Call price (HKD) / Call level per 10 units	Expiry date	No. of issue (units)	Listing date
65714	J P Morgan SP BV	HSI R Bull CBBC Nov 2016 Q	0.2500	22,600 per 10,000 units	22,800 per 10,000 units	2016/11/29	200,000,000	2015/10/26
65557	J P Morgan SP BV	HSI R Bear CBBC Feb 2016 R	0.2500	23,100 per 10,000 units	22,900 per 10,000 units	2016/02/26	200,000,000	2015/10/26
65561	J P Morgan SP BV	HSI R Bear CBBC Apr 2016 U	0.2500	23,388 per 10,000 units	23,188 per 10,000 units	2016/04/28	200,000,000	2015/10/26
65735	J P Morgan SP BV	HSI R Bear CBBC Apr 2016 V	0.2500	23,888 per 10,000 units	23,688 per 10,000 units	2016/04/28	200,000,000	2015/10/26
65566	Macquarie Bank Ltd.	HSI R Bear CBBC Mar 2016 L	0.2500	23,950 per 10,000 units	23,750 per 10,000 units	2016/03/30	40,000,000	2015/10/26
65565	Standard Chartered Bank	HSI R Bull CBBC Sep 2016 N	0.2500	22,680 per 20,000 units	22,980 per 20,000 units	2016/09/29	150,000,000	2015/10/26
65534	Standard Chartered Bank	HSI R Bear CBBC Mar 2016 B	0.2500	23,280 per 10,000 units	23,080 per 10,000 units	2016/03/30	150,000,000	2015/10/26
65539	Standard Chartered Bank	HSI R Bear CBBC Mar 2016 C	0.2500	23,280 per 20,000 units	22,980 per 20,000 units	2016/03/30	150,000,000	2015/10/26
65541	Standard Chartered Bank	Ping An R Bull CBBC Aug 2016 D	0.2500	38.80 per 100 units	40.80 per 100 units	2016/08/31	100,000,000	2015/10/26
65542	Standard Chartered Bank	TCH R Bull CBBC Jul 2016 A	0.2500	136.88 per 100 units	138.88 per 100 units	2016/07/15	50,000,000	2015/10/26
65554	Standard Chartered Bank	TCH R Bear CBBC Jun 2016 D	0.2500	160.80 per 100 units	158.80 per 100 units	2016/06/27	50,000,000	2015/10/26
65707	SGA Societe Generale Acceptance N.V.	HSI R Bull CBBC Jun16 J	0.2500	22,958 per 10,000 units	23,058 per 10,000 units	2016/06/29	200,000,000	2015/10/26
65697	SGA Societe Generale Acceptance N.V.	HSI R Bull CBBC Jul16 X	0.2500	22,758 per 10,000 units	22,858 per 10,000 units	2016/07/28	200,000,000	2015/10/26
65512	SGA Societe Generale Acceptance N.V.	HSI R Bear CBBC Apr16 M	0.2500	23,088 per 10,000 units	22,988 per 10,000 units	2016/04/28	200,000,000	2015/10/26
65519	SGA Societe Generale Acceptance N.V.	HSI R Bear CBBC Apr16 N	0.2500	23,538 per 10,000 units	23,438 per 10,000 units	2016/04/28	200,000,000	2015/10/26
65515	SGA Societe Generale Acceptance N.V.	HSI R Bear CBBC May16 S	0.2500	23,238 per 10,000 units	23,138 per 10,000 units	2016/05/30	200,000,000	2015/10/26
65690	UBS AG	HSI R Bull CBBC Jun 2016 N	0.2500	22,850 per 12,000 units	23,050 per 12,000 units	2016/06/29	200,000,000	2015/10/26
65677	UBS AG	HSI R Bull CBBC Jul 2016 O	0.2500	22,650 per 12,000 units	22,850 per 12,000 units	2016/07/28	200,000,000	2015/10/26
65668	UBS AG	HSI R Bear CBBC Jan 2016 T	0.2500	23,100 per 10,000 units	22,900 per 10,000 units	2016/01/28	200,000,000	2015/10/26
65673	UBS AG	HSI R Bear CBBC Jan 2016 U	0.2500	23,250 per 12,000 units	23,050 per 12,000 units	2016/01/28	200,000,000	2015/10/26
65834	Credit Suisse AG	CSOP A50 ETF R Bear CBBC Feb 2016 A	0.2500	14.3800	14.0800	2016/02/26	80,000,000	2015/10/27
65813	Credit Suisse AG	A50 China R Bull CBBC Jun 2016 B	0.2500	10.3800	10.6800	2016/06/30	100,000,000	2015/10/27
65821	Credit Suisse AG	A50 China R Bear CBBC Feb 2016 A	0.2500	12.2800	11.9800	2016/02/26	80,000,000	2015/10/27
65819	Credit Suisse AG	A50 China R Bear CBBC Mar 2016 A	0.2500	12.9800	12.6800	2016/03/31	80,000,000	2015/10/27
65856	Credit Suisse AG	HSI R Bull CBBC May 2016 F	0.2500	22,825 per 12,000 units	23,075 per 12,000 units	2016/05/30	200,000,000	2015/10/27
65839	Credit Suisse AG	HSI R Bear CBBC Jan 2016 F	0.2500	23,350 per 10,000 units	23,150 per 10,000 units	2016/01/28	200,000,000	2015/10/27
65842	Credit Suisse AG	HSI R Bear CBBC Jan 2016 I	0.2500	23,272 per 12,000 units	23,022 per 12,000 units	2016/01/28	200,000,000	2015/10/27
65881	J P Morgan SP BV	HSI R Bull CBBC Sep 2016 Q	0.2500	22,388 per 10,000 units	22,588 per 10,000 units	2016/09/29	200,000,000	2015/10/27
65802	J P Morgan SP BV	HSI R Bull CBBC Nov 2016 R	0.2500	22,800 per 10,000 units	23,000 per 10,000 units	2016/11/29	200,000,000	2015/10/27
65805	J P Morgan SP BV	HSI R Bear CBBC Feb 2016 Q	0.2500	23,300 per 10,000 units	23,100 per 10,000 units	2016/02/26	200,000,000	2015/10/27
65757	Standard Chartered Bank	CAM CSI300 R Bull CBBC May 2016 B	0.4500	40.0000	41.0000	2016/05/13	50,000,000	2015/10/27
65739	Standard Chartered Bank	CSOP A50 R Bull CBBC Jul 2016 C	0.2500	11.4800	11.6800	2016/07/11	50,000,000	2015/10/27
65743	Standard Chartered Bank	A50 China R Bull CBBC Jul 2016 D	0.2500	10.3800	10.5800	2016/07/11	50,000,000	2015/10/27
65749	Standard Chartered Bank	HSI R Bull CBBC Sep 2016 O	0.2500	22,480 per 20,000 units	22,780 per 20,000 units	2016/09/29	150,000,000	2015/10/27
65779	SGA Societe Generale Acceptance N.V.	HSI R Bull CBBC May16 F	0.2500	22,708 per 10,000 units	22,808 per 10,000 units	2016/05/30	200,000,000	2015/10/27
65789	SGA Societe Generale Acceptance N.V.	HSI R Bull CBBC May16 G	0.2500	22,908 per 10,000 units	23,008 per 10,000 units	2016/05/30	200,000,000	2015/10/27
65796	SGA Societe Generale Acceptance N.V.	HSI R Bear CBBC Mar16 T	0.2500	23,138 per 10,000 units	23,038 per 10,000 units	2016/03/30	200,000,000	2015/10/27
66010	UBS AG	CAM CSI300 R Bull CBBC Aug 2016 C	0.2500	39.38 per 100 units	40.88 per 100 units	2016/08/29	100,000,000	2015/10/27
65959	UBS AG	HKEI R Bull CBBC Oct 2016 D	0.3150	175 per 100 units	180 per 100 units	2016/10/17	50,000,000	2015/10/27
65957	UBS AG	HSCEI R Bull CBBC Sep 2016 D	0.2500	10,300 per 10,000 units	10,500 per 10,000 units	2016/09/29	200,000,000	2015/10/27
65932	UBS AG	HSI R Bull CBBC Jul 2016 P	0.2500	22,800 per 10,000 units	23,000 per 10,000 units	2016/07/28	200,000,000	2015/10/27
65955	UBS AG	HSI R Bull CBBC Aug 2016 J	0.2500	22,600 per 10,000 units	22,800 per 10,000 units	2016/08/30	200,000,000	2015/10/27
65969	UBS AG	HSI R Bear CBBC Jan 2016 D	0.2500	24,700 per 10,000 units	24,500 per 10,000 units	2016/01/28	200,000,000	2015/10/27

Newly listed callable bull/bear contracts (continued)

Code	Issuer	Name of issue	Issue prices (HK\$)	Strike price (HKD) / Strike level per 10 units	Call price (HKD) / Call level per 10 units	Expiry date	No. of issue (units)	Listing date
65967	UBS AG	HSI R Bear CBBC Jan 2016 E	0.2500	23,300 per 10,000 units	23,100 per 10,000 units	2016/01/28	200,000,000	2015/10/27
65971	UBS AG	HSI R Bear CBBC Jan 2016 V	0.2500	25,200 per 10,000 units	25,000 per 10,000 units	2016/01/28	200,000,000	2015/10/27
65986	UBS AG	HSI R Bear CBBC Jan 2016 X	0.2500	25,400 per 10,000 units	25,200 per 10,000 units	2016/01/28	200,000,000	2015/10/27
65996	UBS AG	HSI R Bear CBBC Jan 2016 Z	0.2600	25,600 per 10,000 units	25,400 per 10,000 units	2016/01/28	200,000,000	2015/10/27
65998	UBS AG	TCH R Bull CBBC Jun 2016 D	0.2500	138 per 100 units	141 per 100 units	2016/06/20	50,000,000	2015/10/27
66159	Credit Suisse AG	HSI R Bull CBBC May 2016 S	0.2500	22,800 per 10,000 units	23,000 per 10,000 units	2016/05/30	200,000,000	2015/10/28
66163	Credit Suisse AG	HSI R Bear CBBC Jan 2016 E	0.2500	23,300 per 10,000 units	23,100 per 10,000 units	2016/01/28	200,000,000	2015/10/28
66166	Credit Suisse AG	HSI R Bear CBBC Jan 2016 G	0.2500	23,165 per 10,000 units	22,965 per 10,000 units	2016/01/28	200,000,000	2015/10/28
66125	Credit Suisse AG	HSI R Bear CBBC Mar 2016 Z	0.2500	24,000 per 10,000 units	23,800 per 10,000 units	2016/03/30	200,000,000	2015/10/28
66156	Credit Suisse AG	HSI R Bear CBBC Apr 2016 J	0.2500	24,800 per 10,000 units	24,600 per 10,000 units	2016/04/28	200,000,000	2015/10/28
66114	Bank of East Asia	CC Bank R Bull CBBC Nov 2016 A	0.2500	5.0000	5.1800	2016/11/14	50,000,000	2015/10/28
66099	Bank of East Asia	CGN Power R Bull CBBC Nov 2016 A	0.2500	2.9000	3.1800	2016/11/16	80,000,000	2015/10/28
66124	Bank of East Asia	CRRC R Bull CBBC Oct 2016 A	0.2500	8.2800	8.8800	2016/10/17	40,000,000	2015/10/28
66096	Bank of East Asia	HKEX R Bull CBBC Oct 2016 A	0.2500	181 per 100 units	184.80 per 100 units	2016/10/28	40,000,000	2015/10/28
66111	Bank of East Asia	HSBC Holdings R Bull CBBC Nov 2016 A	0.2500	54.80 per 100 units	56.80 per 100 units	2016/11/15	50,000,000	2015/10/28
66045	J P Morgan SP BV	HSI R Bull CBBC Sep 2016 R	0.2500	22,700 per 10,000 units	22,900 per 10,000 units	2016/09/29	200,000,000	2015/10/28
66054	J P Morgan SP BV	HSI R Bull CBBC Oct 2016 S	0.2500	22,250 per 10,000 units	22,450 per 10,000 units	2016/10/28	200,000,000	2015/10/28
66218	J P Morgan SP BV	HSI R Bear CBBC Mar 2016 F	0.2500	23,200 per 10,000 units	23,000 per 10,000 units	2016/03/30	200,000,000	2015/10/28
66016	Standard Chartered Bank	China Mobile R Bull CBBC Jul 2016 A	0.2500	88 per 100 units	90 per 100 units	2016/07/25	50,000,000	2015/10/28
66025	Standard Chartered Bank	China Mobile R Bear CBBC Jul 2016 A	0.2500	105 per 100 units	103 per 100 units	2016/07/15	50,000,000	2015/10/28
66066	SGA Societe Generale Acceptance N.V.	HSI R Bull CBBC Jul 16 R	0.2500	22,858 per 10,000 units	22,958 per 10,000 units	2016/07/28	200,000,000	2015/10/28
66092	SGA Societe Generale Acceptance N.V.	HSI R Bear CBBC Apr 16 O	0.2500	23,188 per 10,000 units	23,088 per 10,000 units	2016/04/28	200,000,000	2015/10/28
66214	UBS AG	HSCEI R Bear CBBC Feb 2016 C	0.2650	13,200 per 10,000 units	13,000 per 10,000 units	2016/02/26	100,000,000	2015/10/28
66189	UBS AG	HSI R Bull CBBC Jul 2016 C	0.2500	22,750 per 10,000 units	22,950 per 10,000 units	2016/07/28	200,000,000	2015/10/28
66207	UBS AG	HSI R Bear CBBC Jan 2016 F	0.2500	23,200 per 10,000 units	23,000 per 10,000 units	2016/01/28	200,000,000	2015/10/28
66291	Credit Suisse AG	HSI R Bull CBBC Jul 2016 W	0.2500	22,750 per 10,000 units	22,950 per 10,000 units	2016/07/28	200,000,000	2015/10/29
66295	Credit Suisse AG	HSI R Bull CBBC Jul 2016 X	0.2500	22,550 per 10,000 units	22,750 per 10,000 units	2016/07/28	200,000,000	2015/10/29
66341	Credit Suisse AG	HSI R Bear CBBC Jan 2016 K	0.2500	22,978 per 10,000 units	22,778 per 10,000 units	2016/01/28	200,000,000	2015/10/29
66227	HK Bank	China Mobile R Bull CBBC Sep 2016 A	0.2500	89.68 per 100 units	91.68 per 100 units	2016/09/30	120,000,000	2015/10/29
66259	HK Bank	HKEX R Bear CBBC Mar 2016 C	0.2500	215.88 per 100 units	212.88 per 100 units	2016/03/21	50,000,000	2015/10/29
66261	HK Bank	HSI R Bear CBBC Apr 2016 X	0.2500	23,288 per 15,000 units	23,088 per 15,000 units	2016/04/28	100,000,000	2015/10/29
66226	HK Bank	TCH R Bull CBBC Jun 2016 J	0.2500	141.88 per 100 units	143.88 per 100 units	2016/06/13	100,000,000	2015/10/29
66343	J P Morgan SP BV	HSI R Bull CBBC Nov 2016 S	0.2500	22,350 per 10,000 units	22,550 per 10,000 units	2016/11/29	200,000,000	2015/10/29
66268	J P Morgan SP BV	HSI R Bull CBBC Dec 2016 K	0.2500	22,688 per 10,000 units	22,888 per 10,000 units	2016/12/29	200,000,000	2015/10/29
66347	J P Morgan SP BV	HSI R Bear CBBC Feb 2016 N	0.2500	23,000 per 10,000 units	22,800 per 10,000 units	2016/02/26	200,000,000	2015/10/29
66358	J P Morgan SP BV	HSI R Bear CBBC Apr 2016 W	0.2500	23,288 per 10,000 units	23,088 per 10,000 units	2016/04/28	200,000,000	2015/10/29
66302	SGA Societe Generale Acceptance N.V.	HSI R Bull CBBC May 16 H	0.2500	21,500 per 20,000 units	21,600 per 20,000 units	2016/05/30	400,000,000	2015/10/29
66325	SGA Societe Generale Acceptance N.V.	HSI R Bull CBBC May 16 I	0.2500	22,408 per 10,000 units	22,508 per 10,000 units	2016/05/30	200,000,000	2015/10/29
66297	SGA Societe Generale Acceptance N.V.	HSI R Bull CBBC Jun 16 K	0.2500	21,100 per 20,000 units	21,200 per 20,000 units	2016/06/29	400,000,000	2015/10/29
66326	SGA Societe Generale Acceptance N.V.	HSI R Bull CBBC Jun 16 T	0.2500	22,658 per 10,000 units	22,758 per 10,000 units	2016/06/29	200,000,000	2015/10/29
66327	SGA Societe Generale Acceptance N.V.	HSI R Bear CBBC Apr 16 P	0.2500	22,888 per 10,000 units	22,788 per 10,000 units	2016/04/28	200,000,000	2015/10/29
66328	UBS AG	HSI R Bull CBBC Jun 2016 T	0.2500	22,500 per 12,000 units	22,750 per 12,000 units	2016/06/29	200,000,000	2015/10/29
66329	UBS AG	HSI R Bear CBBC Feb 2016 X	0.2500	23,000 per 10,000 units	22,800 per 10,000 units	2016/02/26	200,000,000	2015/10/29

Newly listed callable bull/bear contracts (continued)

Code	Issuer	Name of issue	Issue prices (HK\$)	Strike price (HKD) / Strike level per 10 units	Call price (HKD) / Call level per 10 units	Expiry date	No. of issue (units)	Listing date
66529	Credit Suisse AG	HSI R Bull CBBC Apr 2016 F	0.2500	22,700 per 10,000 units	22,900 per 10,000 units	2016/04/28	200,000,000	2015/10/30
66549	Credit Suisse AG	HSI R Bull CBBC Apr 2016 G	0.2500	22,951 per 10,000 units	23,151 per 10,000 units	2016/04/28	200,000,000	2015/10/30
66387	Credit Suisse AG	HSI R Bear CBBC Feb 2016 B	0.2500	23,048 per 10,000 units	22,848 per 10,000 units	2016/02/26	200,000,000	2015/10/30
66516	Credit Suisse AG	HSI R Bear CBBC Feb 2016 D	0.2500	23,700 per 10,000 units	23,500 per 10,000 units	2016/02/26	200,000,000	2015/10/30
66397	Credit Suisse AG	HSI R Bear CBBC Feb 2016 H	0.2500	23,400 per 10,000 units	23,200 per 10,000 units	2016/02/26	200,000,000	2015/10/30
66434	Goldman Sachs SP (Asia)	HSI R Bull CBBC Jul 2016 B	0.2660	21,800 per 10,000 units	22,000 per 10,000 units	2016/07/28	200,000,000	2015/10/30
66441	Goldman Sachs SP (Asia)	HSI R Bear CBBC Apr 2016 A	0.2700	24,800 per 10,000 units	24,600 per 10,000 units	2016/04/28	200,000,000	2015/10/30
66431	J P Morgan SP BV	HSCEI R Bull CBBC Dec 2016 E	0.2500	10,300 per 10,000 units	10,500 per 10,000 units	2016/12/29	100,000,000	2015/10/30
66404	J P Morgan SP BV	HSI R Bull CBBC Oct 2016 T	0.2500	22,951 per 10,000 units	23,151 per 10,000 units	2016/10/28	200,000,000	2015/10/30
66430	J P Morgan SP BV	HSI R Bull CBBC Dec 2016 L	0.2500	22,588 per 10,000 units	22,788 per 10,000 units	2016/12/29	200,000,000	2015/10/30
66378	J P Morgan SP BV	HSI R Bear CBBC Feb 2016 S	0.2500	23,400 per 10,000 units	23,200 per 10,000 units	2016/02/26	200,000,000	2015/10/30
66376	J P Morgan SP BV	HSI R Bear CBBC Mar 2016 G	0.2500	23,088 per 10,000 units	22,888 per 10,000 units	2016/03/30	200,000,000	2015/10/30
66401	J P Morgan SP BV	HSI R Bear CBBC Mar 2016 H	0.2500	24,088 per 10,000 units	23,888 per 10,000 units	2016/03/30	200,000,000	2015/10/30
66400	J P Morgan SP BV	HSI R Bear CBBC Apr 2016 X	0.2500	23,688 per 10,000 units	23,488 per 10,000 units	2016/04/28	200,000,000	2015/10/30
66359	Standard Chartered Bank	HSI R Bear CBBC Mar 2016 E	0.2500	23,480 per 20,000 units	23,180 per 20,000 units	2016/03/30	150,000,000	2015/10/30
66501	SGA Societe Generale Acceptance N.V.	HSI R Bull CBBC May16 J	0.2500	23,008 per 10,000 units	23,108 per 10,000 units	2016/05/30	200,000,000	2015/10/30
66369	SGA Societe Generale Acceptance N.V.	HSI R Bear CBBC May16 D	0.2500	22,988 per 10,000 units	22,888 per 10,000 units	2016/05/30	200,000,000	2015/10/30
66514	UBS AG	HSI R Bull CBBC Jul 2016 G	0.2500	22,950 per 10,000 units	23,150 per 10,000 units	2016/07/28	200,000,000	2015/10/30
66507	UBS AG	HSI R Bear CBBC Feb 2016 B	0.2500	23,400 per 10,000 units	23,200 per 10,000 units	2016/02/26	200,000,000	2015/10/30
66508	UBS AG	HSI R Bear CBBC Feb 2016 C	0.2500	23,550 per 12,000 units	23,350 per 12,000 units	2016/02/26	200,000,000	2015/10/30
66505	UBS AG	HSI R Bear CBBC Feb 2016 Y	0.2500	23,050 per 12,000 units	22,850 per 12,000 units	2016/02/26	200,000,000	2015/10/30
66630	Credit Suisse AG	HSCEI R Bull CBBC Jul 2016 D	0.2500	10,350 per 10,000 units	10,550 per 10,000 units	2016/07/28	100,000,000	2015/11/02
66632	Credit Suisse AG	HSCEI R Bear CBBC Feb 2016 B	0.2500	11,300 per 10,000 units	11,100 per 10,000 units	2016/02/26	100,000,000	2015/11/02
66660	Credit Suisse AG	HSI R Bull CBBC Jun 2016 K	0.2500	22,850 per 10,000 units	23,050 per 10,000 units	2016/06/29	200,000,000	2015/11/02
66659	Credit Suisse AG	HSI R Bull CBBC Jun 2016 Q	0.2500	22,954 per 12,000 units	23,204 per 12,000 units	2016/06/29	200,000,000	2015/11/02
66637	Credit Suisse AG	HSI R Bear CBBC Mar 2016 P	0.2500	23,450 per 10,000 units	23,250 per 10,000 units	2016/03/30	200,000,000	2015/11/02
66639	Credit Suisse AG	HSI R Bear CBBC Mar 2016 T	0.2500	23,600 per 10,000 units	23,400 per 10,000 units	2016/03/30	200,000,000	2015/11/02
66665	Credit Suisse AG	HSI R Bear CBBC Apr 2016 M	0.2500	23,367 per 12,000 units	23,117 per 12,000 units	2016/04/28	200,000,000	2015/11/02
66636	Credit Suisse AG	TCH R Bull CBBC Jun 2016 B	0.2500	141.30 per 100 units	144.30 per 100 units	2016/06/30	100,000,000	2015/11/02
66634	Credit Suisse AG	TCH R Bull CBBC Jul 2016 A	0.2500	136 per 100 units	139 per 100 units	2016/07/29	100,000,000	2015/11/02
66557	HK Bank	BOCL R Bull CBBC Nov 2016 C	0.2500	3.4800	3.6300	2016/11/21	100,000,000	2015/11/02
66583	HK Bank	China Mobile R Bull CBBC Oct 2016 F	0.2500	85.28 per 100 units	87.28 per 100 units	2016/10/31	120,000,000	2015/11/02
66590	HK Bank	COVS R Bull CBBC Nov 2016 B	0.3300	23.0800	23.6800	2016/11/14	50,000,000	2015/11/02
66555	HK Bank	Evergrande R Bull CBBC Nov 2016 D	0.2500	4.5800	4.8800	2016/11/14	60,000,000	2015/11/02
66566	HK Bank	HSI R Bull CBBC Sep 2016 T	0.2500	22,798 per 15,000 units	22,998 per 15,000 units	2016/09/29	150,000,000	2015/11/02
66569	HK Bank	HSI R Bull CBBC Sep 2016 U	0.2500	22,078 per 20,000 units	22,328 per 20,000 units	2016/09/29	400,000,000	2015/11/02
66577	HK Bank	HSI R Bear CBBC May 2016 V	0.2500	24,618 per 10,000 units	24,418 per 10,000 units	2016/05/30	100,000,000	2015/11/02
66584	HK Bank	TCH R Bear CBBC Jul 2016 F	0.2500	171.88 per 100 units	169.88 per 100 units	2016/07/25	100,000,000	2015/11/02
66667	J P Morgan SP BV	HSI R Bull CBBC Aug 2016 C	0.2500	23,000 per 10,000 units	23,200 per 10,000 units	2016/08/30	200,000,000	2015/11/02
66677	J P Morgan SP BV	HSI R Bull CBBC Oct 2016 U	0.2500	22,650 per 10,000 units	22,850 per 10,000 units	2016/10/28	200,000,000	2015/11/02
66616	J P Morgan SP BV	HSI R Bear CBBC Mar 2016 I	0.2500	23,388 per 10,000 units	23,188 per 10,000 units	2016/03/30	200,000,000	2015/11/02
66674	J P Morgan SP BV	HSI R Bear CBBC Mar 2016 J	0.2500	23,750 per 10,000 units	23,550 per 10,000 units	2016/03/30	200,000,000	2015/11/02
66625	Macquarie Bank Ltd.	HSI R Bull CBBC Mar 2016 R	0.2500	22,550 per 10,000 units	22,750 per 10,000 units	2016/03/30	40,000,000	2015/11/02

Newly listed callable bull/bear contracts (continued)

Code	Issuer	Name of issue	Issue prices (HK\$)	Strike price (HKD) / Strike level per 10 units	Call price (HKD) / Call level per 10 units	Expiry date	No. of issue (units)	Listing date
66629	Macquarie Bank Ltd.	HSI R Bear CBBC Mar 2016 M	0.2500	24,450 per 10,000 units	24,250 per 10,000 units	2016/03/30	40,000,000	2015/11/02
66585	SGA Societe Generale Acceptance N.V.	HSI R Bear CBBC Apr16 Q	0.2500	23,288 per 10,000 units	23,188 per 10,000 units	2016/04/28	200,000,000	2015/11/02
66588	SGA Societe Generale Acceptance N.V.	HSI R Bear CBBC Apr16 R	0.2500	23,738 per 10,000 units	23,638 per 10,000 units	2016/04/28	200,000,000	2015/11/02
66686	UBS AG	HSI R Bull CBBC Sep 2016 F	0.2500	23,000 per 10,000 units	23,200 per 10,000 units	2016/09/29	200,000,000	2015/11/02
66679	UBS AG	HSI R Bear CBBC Feb 2016 E	0.2500	23,500 per 12,000 units	23,250 per 12,000 units	2016/02/26	200,000,000	2015/11/02
66682	UBS AG	HSI R Bear CBBC Feb 2016 F	0.2500	23,600 per 10,000 units	23,400 per 10,000 units	2016/02/26	200,000,000	2015/11/02
66760	Credit Suisse AG	HSI R Bull CBBC May 2016 T	0.2500	22,900 per 10,000 units	23,100 per 10,000 units	2016/05/30	200,000,000	2015/11/03
66761	Credit Suisse AG	HSI R Bear CBBC Feb 2016 O	0.2500	23,130 per 10,000 units	22,930 per 10,000 units	2016/02/26	200,000,000	2015/11/03
66763	Credit Suisse AG	HSI R Bear CBBC Feb 2016 S	0.2500	23,250 per 10,000 units	23,050 per 10,000 units	2016/02/26	200,000,000	2015/11/03
66765	Credit Suisse AG	HSI R Bear CBBC Apr 2016 N	0.2500	23,500 per 10,000 units	23,300 per 10,000 units	2016/04/28	200,000,000	2015/11/03
66718	J P Morgan SP BV	HSI R Bull CBBC Dec 2016 M	0.2500	22,900 per 10,000 units	23,100 per 10,000 units	2016/12/29	200,000,000	2015/11/03
66784	J P Morgan SP BV	HSI R Bull CBBC Jan 2017 F	0.2500	22,450 per 10,000 units	22,650 per 10,000 units	2017/01/26	200,000,000	2015/11/03
66769	J P Morgan SP BV	HSI R Bear CBBC Feb 2016 T	0.2500	23,300 per 10,000 units	23,100 per 10,000 units	2016/02/26	200,000,000	2015/11/03
66773	J P Morgan SP BV	HSI R Bear CBBC Mar 2016 K	0.2500	23,600 per 10,000 units	23,400 per 10,000 units	2016/03/30	200,000,000	2015/11/03
66698	SGA Societe Generale Acceptance N.V.	HSI R Bull CBBC Jun16 P	0.2500	22,958 per 10,000 units	23,058 per 10,000 units	2016/06/29	200,000,000	2015/11/03
66726	SGA Societe Generale Acceptance N.V.	HSI R Bull CBBC Jun16 R	0.2500	22,808 per 10,000 units	22,908 per 10,000 units	2016/06/29	200,000,000	2015/11/03
66712	SGA Societe Generale Acceptance N.V.	HSI R Bear CBBC Mar16 U	0.2500	23,438 per 10,000 units	23,338 per 10,000 units	2016/03/30	200,000,000	2015/11/03
66727	SGA Societe Generale Acceptance N.V.	HSI R Bear CBBC Apr16 T	0.2500	23,038 per 10,000 units	22,938 per 10,000 units	2016/04/28	200,000,000	2015/11/03
66702	SGA Societe Generale Acceptance N.V.	HSI R Bear CBBC May16 F	0.2500	23,238 per 10,000 units	23,138 per 10,000 units	2016/05/30	200,000,000	2015/11/03
66732	UBS AG	HSI R Bull CBBC Jun 2016 B	0.2500	22,900 per 10,000 units	23,100 per 10,000 units	2016/06/29	200,000,000	2015/11/03
66747	UBS AG	HSI R Bull CBBC Jun 2016 L	0.2500	22,700 per 10,000 units	22,900 per 10,000 units	2016/06/29	200,000,000	2015/11/03
66753	UBS AG	HSI R Bear CBBC Feb 2016 G	0.2500	23,250 per 12,000 units	23,050 per 12,000 units	2016/02/26	200,000,000	2015/11/03
66759	UBS AG	HSI R Bear CBBC Feb 2016 I	0.2500	23,500 per 10,000 units	23,300 per 10,000 units	2016/02/26	200,000,000	2015/11/03
66931	BNP Paribas Arbit Issu B.V.	CAM CSI300 R Bull CBBC Sep16 E	0.2500	40 per 100 units	41 per 100 units	2016/09/30	100,000,000	2015/11/04
66917	BNP Paribas Arbit Issu B.V.	HSCEI R Bull CBBC Nov 2016 I	0.2500	9,800 per 10,000 units	10,000 per 10,000 units	2016/11/29	100,000,000	2015/11/04
66924	BNP Paribas Arbit Issu B.V.	HSCEI R Bull CBBC Dec 2016 I	0.2500	10,000 per 10,000 units	10,200 per 10,000 units	2016/12/29	100,000,000	2015/11/04
66884	BNP Paribas Arbit Issu B.V.	HSI R Bull CBBC Oct 2016 A	0.2500	22,400 per 10,000 units	22,600 per 10,000 units	2016/10/28	250,000,000	2015/11/04
66893	BNP Paribas Arbit Issu B.V.	HSI R Bull CBBC Oct 2016 B	0.2500	22,600 per 10,000 units	22,800 per 10,000 units	2016/10/28	250,000,000	2015/11/04
66901	BNP Paribas Arbit Issu B.V.	HSI R Bull CBBC Oct 2016 C	0.2500	22,800 per 10,000 units	23,000 per 10,000 units	2016/10/28	250,000,000	2015/11/04
66894	BNP Paribas Arbit Issu B.V.	HSI R Bull CBBC Nov 2016 A	0.2500	22,700 per 10,000 units	22,900 per 10,000 units	2016/11/29	250,000,000	2015/11/04
66883	BNP Paribas Arbit Issu B.V.	HSI R Bull CBBC Nov 2016 H	0.2500	22,300 per 10,000 units	22,500 per 10,000 units	2016/11/29	250,000,000	2015/11/04
66885	BNP Paribas Arbit Issu B.V.	HSI R Bull CBBC Nov 2016 J	0.2500	22,500 per 10,000 units	22,700 per 10,000 units	2016/11/29	250,000,000	2015/11/04
66904	BNP Paribas Arbit Issu B.V.	HSI R Bull CBBC Nov 2016 Q	0.2500	22,900 per 10,000 units	23,100 per 10,000 units	2016/11/29	250,000,000	2015/11/04
66866	BNP Paribas Arbit Issu B.V.	HSI R Bull CBBC Dec 2016 O	0.2500	22,200 per 10,000 units	22,400 per 10,000 units	2016/12/29	250,000,000	2015/11/04
66976	BNP Paribas Arbit Issu B.V.	HSI R Bear CBBC Mar 2016 A	0.2500	23,300 per 10,000 units	23,100 per 10,000 units	2016/03/30	200,000,000	2015/11/04
66907	BNP Paribas Arbit Issu B.V.	HSI R Bear CBBC Mar 2016 V	0.2500	23,500 per 10,000 units	23,300 per 10,000 units	2016/03/30	200,000,000	2015/11/04
66973	BNP Paribas Arbit Issu B.V.	HSI R Bear CBBC Apr 2016 R	0.2500	23,200 per 10,000 units	23,000 per 10,000 units	2016/04/28	200,000,000	2015/11/04
66905	BNP Paribas Arbit Issu B.V.	HSI R Bear CBBC Apr 2016 T	0.2500	23,400 per 10,000 units	23,200 per 10,000 units	2016/04/28	200,000,000	2015/11/04
66912	BNP Paribas Arbit Issu B.V.	HSI R Bear CBBC Apr 2016 U	0.2500	23,600 per 10,000 units	23,400 per 10,000 units	2016/04/28	200,000,000	2015/11/04
66951	BNP Paribas Arbit Issu B.V.	Ping An R Bull CBBC Dec 2016 D	0.2500	40 per 100 units	41 per 100 units	2016/12/30	68,000,000	2015/11/04
66936	BNP Paribas Arbit Issu B.V.	TCH R Bull CBBC Jun 2016 A	0.2500	137 per 100 units	140 per 100 units	2016/06/30	50,000,000	2015/11/04
66947	BNP Paribas Arbit Issu B.V.	TCH R Bear CBBC Jun 2016 A	0.2500	158 per 100 units	155 per 100 units	2016/06/30	50,000,000	2015/11/04
67047	Credit Suisse AG	HSI R Bull CBBC May 2016 G	0.2500	22,878 per 12,000 units	23,128 per 12,000 units	2016/05/30	200,000,000	2015/11/04

Newly listed callable bull/bear contracts (continued)

Code	Issuer	Name of issue	Issue prices (HK\$)	Strike price (HKD) / Strike level per 10 units	Call price (HKD) / Call level per 10 units	Expiry date	No. of issue (units)	Listing date
67051	Credit Suisse AG	HSI R Bull CBBC May 2016 H	0.2500	22,800 per 10,000 units	23,000 per 10,000 units	2016/05/30	200,000,000	2015/11/04
67055	Credit Suisse AG	HSI R Bear CBBC Mar 2016 O	0.2500	23,207 per 12,000 units	22,957 per 12,000 units	2016/03/30	200,000,000	2015/11/04
67052	Credit Suisse AG	HSI R Bear CBBC Mar 2016 U	0.2500	23,550 per 10,000 units	23,350 per 10,000 units	2016/03/30	200,000,000	2015/11/04
66834	HK Bank	ABC R Bull CBBC Sep 2016 B	0.2500	2,9300	3,0800	2016/09/30	80,000,000	2015/11/04
66860	HK Bank	China Life R Bear CBBC Oct 2016 B	0.4100	34,4800	33,8800	2016/10/17	50,000,000	2015/11/04
66828	HK Bank	A50 R Bull CBBC May 2016 H	0.2500	10,7300	10,8800	2016/05/31	100,000,000	2015/11/04
66863	HK Bank	HSCEI R Bear CBBC Sep 2016 B	0.2500	10,988 per 10,000 units	10,788 per 10,000 units	2016/09/29	68,000,000	2015/11/04
66855	HK Bank	HSI R Bear CBBC May 2016 W	0.2500	25,118 per 10,000 units	24,918 per 10,000 units	2016/05/30	100,000,000	2015/11/04
66851	HK Bank	HSI R Bear CBBC Aug 2016 G	0.2500	23,588 per 15,000 units	23,388 per 15,000 units	2016/08/30	100,000,000	2015/11/04
67154	J P Morgan SP BV	China Mobile R Bull CBBC Jul 2016 A	0.2500	88.88 per 100 units	90.88 per 100 units	2016/07/15	100,000,000	2015/11/04
67158	J P Morgan SP BV	China Mobile R Bull CBBC Aug 2016 A	0.2500	84.88 per 100 units	86.88 per 100 units	2016/08/19	100,000,000	2015/11/04
67165	J P Morgan SP BV	China Mobile R Bear CBBC May 2016 A	0.2500	100.88 per 100 units	98.88 per 100 units	2016/05/20	100,000,000	2015/11/04
67079	J P Morgan SP BV	CSOP A50 ETF R Bull CBBC Jun 2016 F	0.2500	11,5800	11,8800	2016/06/17	100,000,000	2015/11/04
67108	J P Morgan SP BV	CSOP A50 ETF R Bear CBBC Jul 2016 A	0.2500	13,1800	12,8800	2016/07/15	100,000,000	2015/11/04
67117	J P Morgan SP BV	CSOP A50 ETF R Bear CBBC Sep 2016 A	0.2500	14,1800	13,8800	2016/09/15	100,000,000	2015/11/04
67076	J P Morgan SP BV	A50 China R Bull CBBC Jul 2016 D	0.2500	9,8800	10,1800	2016/07/15	100,000,000	2015/11/04
67075	J P Morgan SP BV	A50 China R Bull CBBC Aug 2016 C	0.2500	10,5800	10,8800	2016/08/19	100,000,000	2015/11/04
67066	J P Morgan SP BV	HKEx R Bull CBBC Sep 2016 A	0.2500	183.88 per 100 units	188.88 per 100 units	2016/09/15	100,000,000	2015/11/04
67074	J P Morgan SP BV	HKEx R Bear CBBC Jun 2016 A	0.2500	213.88 per 100 units	208.88 per 100 units	2016/06/17	100,000,000	2015/11/04
67016	J P Morgan SP BV	HSI R Bull CBBC Oct 2016 V	0.2500	22,800 per 10,000 units	23,000 per 10,000 units	2016/10/28	200,000,000	2015/11/04
67018	J P Morgan SP BV	HSI R Bull CBBC Oct 2016 W	0.2500	22,550 per 10,000 units	22,750 per 10,000 units	2016/10/28	200,000,000	2015/11/04
67189	J P Morgan SP BV	HSI R Bear CBBC Feb 2016 Z	0.2500	23,200 per 10,000 units	23,000 per 10,000 units	2016/02/26	200,000,000	2015/11/04
67046	J P Morgan SP BV	HSI R Bear CBBC Apr 2016 Y	0.2500	23,500 per 10,000 units	23,300 per 10,000 units	2016/04/28	200,000,000	2015/11/04
67169	J P Morgan SP BV	Ping An R Bull CBBC Oct 2016 D	0.2500	37.38 per 100 units	38.88 per 100 units	2016/10/14	100,000,000	2015/11/04
67185	J P Morgan SP BV	Tencent R Bull CBBC Jun 2016 D	0.2500	139.88 per 100 units	142.88 per 100 units	2016/06/17	100,000,000	2015/11/04
67188	J P Morgan SP BV	Tencent R Bull CBBC Jul 2016 E	0.2500	133.88 per 100 units	136.88 per 100 units	2016/07/15	100,000,000	2015/11/04
66960	SGA Societe Generale Acceptance N.V.	HSI R Bull CBBC May 16 K	0.2500	22,908 per 10,000 units	23,008 per 10,000 units	2016/05/30	200,000,000	2015/11/04
66961	SGA Societe Generale Acceptance N.V.	HSI R Bear CBBC May 16 G	0.2500	23,138 per 10,000 units	23,038 per 10,000 units	2016/05/30	200,000,000	2015/11/04
66967	SGA Societe Generale Acceptance N.V.	HSI R Bear CBBC May 16 H	0.2500	23,338 per 10,000 units	23,238 per 10,000 units	2016/05/30	200,000,000	2015/11/04
67057	UBS AG	HSI R Bull CBBC Jun 2016 E	0.2500	22,850 per 12,000 units	23,050 per 12,000 units	2016/06/29	200,000,000	2015/11/04
67059	UBS AG	HSI R Bear CBBC Feb 2016 J	0.2500	23,200 per 10,000 units	23,000 per 10,000 units	2016/02/26	200,000,000	2015/11/04
67225	BNP Paribas Arbit Issu B.V.	HSI R Bear CBBC Mar 2016 Q	0.2500	23,100 per 10,000 units	22,900 per 10,000 units	2016/03/30	200,000,000	2015/11/05
67270	Credit Suisse AG	HSI R Bull CBBC Jun 2016 H	0.2500	22,750 per 10,000 units	22,950 per 10,000 units	2016/06/29	200,000,000	2015/11/05
67277	Credit Suisse AG	HSI R Bull CBBC Aug 2016 X	0.2500	22,525 per 12,000 units	22,775 per 12,000 units	2016/08/30	200,000,000	2015/11/05
67278	Credit Suisse AG	HSI R Bear CBBC Apr 2016 P	0.2500	23,200 per 10,000 units	23,000 per 10,000 units	2016/04/28	200,000,000	2015/11/05
67279	Credit Suisse AG	HSI R Bear CBBC Apr 2016 S	0.2500	23,070 per 12,000 units	22,820 per 12,000 units	2016/04/28	200,000,000	2015/11/05
67238	Bank of East Asia	CAM CSI300 R Bull CBBC Oct 2016 A	0.2500	35.50 per 100 units	36.80 per 100 units	2016/10/26	60,000,000	2015/11/05
67239	Bank of East Asia	BOCL R Bull CBBC Oct 2016 A	0.2500	3,2500	3,4000	2016/10/25	60,000,000	2015/11/05
67240	Bank of East Asia	CGN Power R Bull CBBC Oct 2016 A	0.2500	2,4000	2,6800	2016/10/28	60,000,000	2015/11/05
67217	HK Bank	AIA R Bull CBBC Oct 2016 D	0.4100	43,2800	44,2800	2016/10/17	60,000,000	2015/11/05
67209	HK Bank	CGN Power R Bull CBBC Nov 2016 B	0.2500	3,0700	3,3200	2016/11/07	40,000,000	2015/11/05
67205	HK Bank	Evergrande R Bull CBBC Nov 2016 E	0.2500	4,9800	5,2800	2016/11/14	60,000,000	2015/11/05
67201	HK Bank	TCH R Bull CBBC Aug 2016 L	0.2500	144.88 per 100 units	146.88 per 100 units	2016/08/29	100,000,000	2015/11/05

Newly listed callable bull/bear contracts (continued)

Code	Issuer	Name of issue	Issue prices (HK\$)	Strike price (HKD) / Strike level per 10 units	Call price (HKD) / Call level per 10 units	Expiry date	No. of issue (units)	Listing date
67287	J P Morgan SP BV	HSBC R Bull CBBC Nov 2016 A	0.2500	54.88 per 100 units	56.88 per 100 units	2016/11/18	100,000,000	2015/11/05
67224	J P Morgan SP BV	HSI R Bull CBBC Aug 2016 D	0.2500	22,700 per 10,000 units	22,900 per 10,000 units	2016/08/30	200,000,000	2015/11/05
67303	J P Morgan SP BV	HSI R Bull CBBC Dec 2016 N	0.2500	22,150 per 10,000 units	22,350 per 10,000 units	2016/12/29	200,000,000	2015/11/05
67295	J P Morgan SP BV	HSI R Bear CBBC Feb 2016 V	0.2500	23,020 per 10,000 units	22,820 per 10,000 units	2016/02/26	200,000,000	2015/11/05
67300	J P Morgan SP BV	HSI R Bear CBBC Mar 2016 L	0.2500	23,488 per 10,000 units	23,288 per 10,000 units	2016/03/30	200,000,000	2015/11/05
67283	J P Morgan SP BV	Tencent R Bear CBBC Jun 2016 A	0.2500	153.88 per 100 units	150.88 per 100 units	2016/06/17	100,000,000	2015/11/05
67269	Macquarie Bank Ltd.	HSI R Bear CBBC May 2016 A	0.2500	24,950 per 20,000 units	24,750 per 20,000 units	2016/05/30	40,000,000	2015/11/05
67219	SGA Societe Generale Acceptance NV	HSCEI R Bull CBBC Jun16D	0.2500	9,608 per 10,000 units	9,808 per 10,000 units	2016/06/29	200,000,000	2015/11/05
67223	SGA Societe Generale Acceptance NV	HSCEI R Bull CBBC Jun16E	0.2500	9,208 per 10,000 units	9,408 per 10,000 units	2016/06/29	200,000,000	2015/11/05
67232	SGA Societe Generale Acceptance N.V.	HSI R Bull CBBC Oct16 B	0.2500	22,758 per 10,000 units	22,858 per 10,000 units	2016/10/28	200,000,000	2015/11/05
67233	SGA Societe Generale Acceptance N.V.	HSI R Bear CBBC Mar16 V	0.2500	23,088 per 10,000 units	22,988 per 10,000 units	2016/03/30	200,000,000	2015/11/05
67236	SGA Societe Generale Acceptance N.V.	HSI R Bear CBBC Apr16 U	0.2500	23,388 per 10,000 units	23,288 per 10,000 units	2016/04/28	200,000,000	2015/11/05
67252	UBS AG	HSI R Bull CBBC Aug 2016 Q	0.2500	22,750 per 10,000 units	22,950 per 10,000 units	2016/08/30	200,000,000	2015/11/05
67253	UBS AG	HSI R Bear CBBC Feb 2016 M	0.2500	23,100 per 10,000 units	22,900 per 10,000 units	2016/02/26	200,000,000	2015/11/05
67254	UBS AG	HSI R Bear CBBC Feb 2016 R	0.2500	23,300 per 10,000 units	23,100 per 10,000 units	2016/02/26	200,000,000	2015/11/05
67514	BNP Paribas Arbit Issu B.V.	HSI R Bear CBBC Mar 2016 S	0.2500	22,900 per 10,000 units	22,700 per 10,000 units	2016/03/30	200,000,000	2015/11/06
67516	BNP Paribas Arbit Issu B.V.	HSI R Bear CBBC Apr 2016 V	0.2500	23,000 per 10,000 units	22,800 per 10,000 units	2016/04/28	200,000,000	2015/11/06
67346	Credit Suisse AG	HSI R Bull CBBC Jul 2016 Y	0.2500	22,619 per 10,000 units	22,819 per 10,000 units	2016/07/28	200,000,000	2015/11/06
67349	Credit Suisse AG	HSI R Bull CBBC Jul 2016 Z	0.2500	22,450 per 10,000 units	22,650 per 10,000 units	2016/07/28	200,000,000	2015/11/06
67373	Credit Suisse AG	HSI R Bear CBBC Mar 2016 A	0.2500	22,950 per 10,000 units	22,750 per 10,000 units	2016/03/30	200,000,000	2015/11/06
67370	Credit Suisse AG	HSI R Bear CBBC Mar 2016 Q	0.2500	23,100 per 10,000 units	22,900 per 10,000 units	2016/03/30	200,000,000	2015/11/06
67379	Credit Suisse AG	HSI R Bear CBBC Mar 2016 V	0.2500	22,891 per 12,000 units	22,641 per 12,000 units	2016/03/30	200,000,000	2015/11/06
67335	Bank of East Asia	China Comm Constr R Bull CBBC Jan 2017 A	0.2500	8.4800	9.1800	2017/01/26	40,000,000	2015/11/06
67318	HK Bank	CNOOC R Bull CBBC Nov 2016 F	0.2500	7.8800	8.3800	2016/11/14	60,000,000	2015/11/06
67305	HK Bank	Gome R Bull CBBC Dec 2016 C	0.3700	1.13 per unit	1.33 per unit	2016/12/05	40,000,000	2015/11/06
67332	J P Morgan SP BV	HSI R Bull CBBC Nov 2016 T	0.2500	22,600 per 10,000 units	22,800 per 10,000 units	2016/11/29	200,000,000	2015/11/06
67394	J P Morgan SP BV	HSI R Bull CBBC Jan 2017 G	0.2500	22,050 per 10,000 units	22,250 per 10,000 units	2017/01/26	200,000,000	2015/11/06
67393	J P Morgan SP BV	HSI R Bear CBBC Feb 2016 U	0.2500	22,841 per 10,000 units	22,641 per 10,000 units	2016/02/26	200,000,000	2015/11/06
67389	J P Morgan SP BV	HSI R Bear CBBC Apr 2016 Z	0.2500	23,100 per 10,000 units	22,900 per 10,000 units	2016/04/28	200,000,000	2015/11/06
67326	Macquarie Bank Ltd.	HSI R Bear CBBC May 2016 B	0.2500	23,450 per 15,000 units	23,250 per 15,000 units	2016/05/30	40,000,000	2015/11/06
67324	SGA Societe Generale Acceptance N.V.	HSI R Bull CBBC Jun16 S	0.2500	22,558 per 10,000 units	22,658 per 10,000 units	2016/06/29	200,000,000	2015/11/06
67325	SGA Societe Generale Acceptance N.V.	HSI R Bull CBBC Jul16 R	0.2500	22,708 per 10,000 units	22,808 per 10,000 units	2016/07/28	200,000,000	2015/11/06
67489	UBS AG	China Mobile R Bear CBBC Apr 2016 C	0.2500	102.50 per 100 units	100 per 100 units	2016/04/11	50,000,000	2015/11/06
67471	UBS AG	HSI R Bull CBBC Jun 2016 G	0.2500	22,450 per 10,000 units	22,650 per 10,000 units	2016/06/29	200,000,000	2015/11/06
67412	UBS AG	HSI R Bull CBBC Aug 2016 S	0.2500	22,600 per 10,000 units	22,800 per 10,000 units	2016/08/30	200,000,000	2015/11/06
67498	UBS AG	HSI R Bear CBBC Feb 2016 V	0.2500	22,900 per 12,000 units	22,650 per 12,000 units	2016/02/26	200,000,000	2015/11/06
67503	UBS AG	HSI R Bear CBBC Feb 2016 W	0.2500	23,000 per 10,000 units	22,800 per 10,000 units	2016/02/26	200,000,000	2015/11/06
67488	UBS AG	Tencent R Bear CBBC Apr 2016 C	0.2500	158.50 per 100 units	155 per 100 units	2016/04/18	50,000,000	2015/11/06
67692	BNP Paribas Arbit Issu B.V.	HKEX R Bear CBBC Sep 2016 A	0.2500	210 per 100 units	205 per 100 units	2016/09/30	40,000,000	2015/11/09
67690	BNP Paribas Arbit Issu B.V.	HSI R Bear CBBC Mar 2016 T	0.2500	22,700 per 10,000 units	22,500 per 10,000 units	2016/03/30	200,000,000	2015/11/09
67689	BNP Paribas Arbit Issu B.V.	HSI R Bear CBBC Apr 2016 P	0.2500	22,600 per 10,000 units	22,400 per 10,000 units	2016/04/28	200,000,000	2015/11/09
67691	BNP Paribas Arbit Issu B.V.	HSI R Bear CBBC Apr 2016 W	0.2500	22,800 per 10,000 units	22,600 per 10,000 units	2016/04/28	200,000,000	2015/11/09
67610	Credit Suisse AG	HSI R Bull CBBC Jun 2016 I	0.2500	22,400 per 10,000 units	22,600 per 10,000 units	2016/06/29	200,000,000	2015/11/09

Newly listed callable bull/bear contracts (continued)

Code	Issuer	Name of issue	Issue prices (HK\$)	Strike price (HKD) / Strike level per 10 units	Call price (HKD) / Call level per 10 units	Expiry date	No. of issue (units)	Listing date
67614	Credit Suisse AG	HSI R Bull CBBC Jun 2016 J	0.2500	22,250 per 10,000 units	22,450 per 10,000 units	2016/06/29	200,000,000	2015/11/09
67616	Credit Suisse AG	HSI R Bull CBBC Jun 2016 R	0.2500	22,125 per 10,000 units	22,325 per 10,000 units	2016/06/29	200,000,000	2015/11/09
67680	Credit Suisse AG	HSI R Bear CBBC Feb 2016 F	0.2500	22,900 per 10,000 units	22,700 per 10,000 units	2016/02/26	200,000,000	2015/11/09
67682	Credit Suisse AG	HSI R Bear CBBC Feb 2016 Q	0.2500	22,571 per 10,000 units	22,371 per 10,000 units	2016/02/26	200,000,000	2015/11/09
67681	Credit Suisse AG	HSI R Bear CBBC Feb 2016 T	0.2500	22,700 per 10,000 units	22,500 per 10,000 units	2016/02/26	200,000,000	2015/11/09
67637	Bank of East Asia	CKP R Bull CBBC Nov 2016 A	0.2500	44.88 per 100 units	46.88 per 100 units	2016/11/11	60,000,000	2015/11/09
67635	Bank of East Asia	Galaxy Ent R Bull CBBC Nov 2016 A	0.5000	22.0000	23.8000	2016/11/02	20,000,000	2015/11/09
67636	Bank of East Asia	Galaxy Ent R Bull CBBC Nov 2016 B	0.2500	18.88 per 100 units	20.88 per 100 units	2016/11/07	100,000,000	2015/11/09
67633	Bank of East Asia	Sands China R Bull CBBC Nov 2016 A	0.5200	23.0000	24.8000	2016/11/18	20,000,000	2015/11/09
67634	Bank of East Asia	Sands China R Bull CBBC Nov 2016 B	0.2500	19.88 per 100 units	21.88 per 100 units	2016/11/28	100,000,000	2015/11/09
67550	HK Bank	CITIC R Bull CBBC Oct 2016 B	0.2500	13.2800	13.6800	2016/10/17	40,000,000	2015/11/09
67540	HK Bank	CITIC R Bull CBBC Nov 2016 A	0.2700	11.9800	12.3800	2016/11/14	40,000,000	2015/11/09
67554	HK Bank	CITIC Sec R Bull CBBC Sep 2016 C	0.3800	13.3800	15.3800	2016/09/26	60,000,000	2015/11/09
67521	HK Bank	CKP R Bull CBBC Nov 2016 A	0.5200	49.6300	49.8800	2016/11/07	50,000,000	2015/11/09
67539	HK Bank	Galaxy Ent R Bull CBBC Oct 2016 C	0.3500	23.3800	25.3800	2016/10/17	50,000,000	2015/11/09
67535	HK Bank	Galaxy Ent R Bull CBBC Nov 2016 C	0.6100	21.8800	23.8800	2016/11/21	50,000,000	2015/11/09
67532	HK Bank	Galaxy Ent R Bull CBBC Dec 2016 B	0.8100	18.8800	20.8800	2016/12/05	50,000,000	2015/11/09
67551	HK Bank	Haitong Sec R Bull CBBC Sep 2016 C	0.2700	11.0800	11.8800	2016/09/05	60,000,000	2015/11/09
67523	HK Bank	Sands China R Bull CBBC Aug 2016 B	0.4200	24.2800	26.2800	2016/08/29	50,000,000	2015/11/09
67522	HK Bank	Sands China R Bull CBBC Oct 2016 A	0.6100	22.2800	24.2800	2016/10/17	50,000,000	2015/11/09
67529	HK Bank	Sands China R Bull CBBC Nov 2016 A	0.8400	20.2800	22.2800	2016/11/14	50,000,000	2015/11/09
67549	HK Bank	SHK Ppt R Bull CBBC Dec 2016 C	0.2500	88.98 per 100 units	92.98 per 100 units	2016/12/19	60,000,000	2015/11/09
67700	J P Morgan SP BV	Galaxy Ent R Bull CBBC Oct 2016 A	0.2500	21.88 per 100 units	23.88 per 100 units	2016/10/14	100,000,000	2015/11/09
67707	J P Morgan SP BV	Galaxy Ent R Bull CBBC Nov 2016 A	0.2500	19.88 per 100 units	21.88 per 100 units	2016/11/18	100,000,000	2015/11/09
67708	J P Morgan SP BV	Galaxy Ent R Bear CBBC Aug 2016 A	0.2500	32.88 per 100 units	30.88 per 100 units	2016/08/19	100,000,000	2015/11/09
67694	J P Morgan SP BV	HSI R Bull CBBC Sep 2016 S	0.2500	22,200 per 10,000 units	22,400 per 10,000 units	2016/09/29	200,000,000	2015/11/09
67609	J P Morgan SP BV	HSI R Bull CBBC Nov 2016 U	0.2500	22,400 per 10,000 units	22,600 per 10,000 units	2016/11/29	200,000,000	2015/11/09
67743	J P Morgan SP BV	HSI R Bull CBBC Nov 2016 V	0.2500	21,850 per 10,000 units	22,050 per 10,000 units	2016/11/29	200,000,000	2015/11/09
67745	J P Morgan SP BV	HSI R Bull CBBC Dec 2016 O	0.2500	21,488 per 10,000 units	21,688 per 10,000 units	2016/12/29	200,000,000	2015/11/09
67724	J P Morgan SP BV	HSI R Bear CBBC Feb 2016 W	0.2500	22,571 per 10,000 units	22,371 per 10,000 units	2016/02/26	200,000,000	2015/11/09
67734	J P Morgan SP BV	HSI R Bear CBBC Apr 2016 B	0.2500	22,800 per 10,000 units	22,600 per 10,000 units	2016/04/28	200,000,000	2015/11/09
67742	J P Morgan SP BV	HSI R Bear CBBC Apr 2016 C	0.2500	23,000 per 10,000 units	22,800 per 10,000 units	2016/04/28	200,000,000	2015/11/09
67695	J P Morgan SP BV	Sands China R Bull CBBC Sep 2016 A	0.2500	20.88 per 100 units	22.88 per 100 units	2016/09/15	100,000,000	2015/11/09
67698	J P Morgan SP BV	Sands China R Bull CBBC Oct 2016 A	0.2500	22.88 per 100 units	24.88 per 100 units	2016/10/14	100,000,000	2015/11/09
67699	J P Morgan SP BV	Sands China R Bear CBBC May 2016 A	0.2500	34.88 per 100 units	32.88 per 100 units	2016/05/20	100,000,000	2015/11/09
67596	SGA Societe Generale Acceptance N.V.	HSI R Bull CBBC Jul 16 X	0.2500	22,358 per 10,000 units	22,458 per 10,000 units	2016/07/28	200,000,000	2015/11/09
67601	SGA Societe Generale Acceptance N.V.	HSI R Bear CBBC Apr 16 V	0.2500	22,938 per 10,000 units	22,838 per 10,000 units	2016/04/28	200,000,000	2015/11/09
67607	SGA Societe Generale Acceptance N.V.	HSI R Bear CBBC Apr 16 W	0.2500	23,188 per 10,000 units	23,088 per 10,000 units	2016/04/28	200,000,000	2015/11/09
67599	SGA Societe Generale Acceptance N.V.	HSI R Bear CBBC May 16 I	0.2500	22,638 per 10,000 units	22,538 per 10,000 units	2016/05/30	200,000,000	2015/11/09
67600	SGA Societe Generale Acceptance N.V.	HSI R Bear CBBC May 16 K	0.2500	22,788 per 10,000 units	22,688 per 10,000 units	2016/05/30	200,000,000	2015/11/09
67650	UBS AG	HSI R Bull CBBC Jun 2016 J	0.2500	22,250 per 10,000 units	22,450 per 10,000 units	2016/06/29	200,000,000	2015/11/09
67646	UBS AG	HSI R Bull CBBC Jul 2016 I	0.2500	22,400 per 10,000 units	22,600 per 10,000 units	2016/07/28	200,000,000	2015/11/09
67671	UBS AG	HSI R Bear CBBC Feb 2016 Q	0.2500	22,600 per 10,000 units	22,400 per 10,000 units	2016/02/26	200,000,000	2015/11/09

Newly listed callable bull/bear contracts (continued)

Code	Issuer	Name of issue	Issue prices (HK\$)	Strike price (HKD) / Strike level per 10 units	Call price (HKD) / Call level per 10 units	Expiry date	No. of issue (units)	Listing date
67672	UBS AG	HSI R Bear CBBC Feb 2016 Z	0.2500	22,800 per 10,000 units	22,600 per 10,000 units	2016/02/26	200,000,000	2015/11/09
67849	Credit Suisse AG	HSI R Bull CBBC May 2016 E	0.2500	22,200 per 10,000 units	22,400 per 10,000 units	2016/05/30	200,000,000	2015/11/10
67816	Credit Suisse AG	HSI R Bull CBBC May 2016 U	0.2500	22,426 per 12,000 units	22,676 per 12,000 units	2016/05/30	200,000,000	2015/11/10
67845	Credit Suisse AG	HSI R Bull CBBC May 2016 Z	0.2500	22,350 per 10,000 units	22,550 per 10,000 units	2016/05/30	200,000,000	2015/11/10
67810	Credit Suisse AG	HSI R Bear CBBC Mar 2016 W	0.2500	22,650 per 12,000 units	22,400 per 12,000 units	2016/03/30	200,000,000	2015/11/10
67812	Credit Suisse AG	HSI R Bear CBBC Mar 2016 X	0.2500	22,750 per 10,000 units	22,550 per 10,000 units	2016/03/30	200,000,000	2015/11/10
67813	Credit Suisse AG	HSI R Bear CBBC Mar 2016 Y	0.2500	23,000 per 10,000 units	22,800 per 10,000 units	2016/03/30	200,000,000	2015/11/10
67753	HK Bank	BOCL R Bull CBBC Jul 2016 A	0.2500	3.1000	3.2500	2016/07/18	100,000,000	2015/11/10
67754	HK Bank	HSCEI R Bear CBBC Aug 2016 E	0.2500	10,688 per 10,000 units	10,488 per 10,000 units	2016/08/30	68,000,000	2015/11/10
67752	HK Bank	HSI R Bear CBBC Aug 2016 H	0.2500	22,688 per 15,000 units	22,488 per 15,000 units	2016/08/30	100,000,000	2015/11/10
67749	HK Bank	HSI R Bear CBBC Nov 2016 B	0.2500	22,988 per 15,000 units	22,788 per 15,000 units	2016/11/29	100,000,000	2015/11/10
67854	J P Morgan SP BV	HSI R Bull CBBC Sep 2016 T	0.2500	21,950 per 10,000 units	22,150 per 10,000 units	2016/09/29	200,000,000	2015/11/10
67851	J P Morgan SP BV	HSI R Bull CBBC Dec 2016 P	0.2500	22,300 per 10,000 units	22,500 per 10,000 units	2016/12/29	200,000,000	2015/11/10
67780	J P Morgan SP BV	HSI R Bear CBBC Mar 2016 M	0.2500	22,600 per 10,000 units	22,400 per 10,000 units	2016/03/30	200,000,000	2015/11/10
67859	J P Morgan SP BV	HSI R Bear CBBC Mar 2016 P	0.2500	23,188 per 10,000 units	22,988 per 10,000 units	2016/03/30	200,000,000	2015/11/10
67785	J P Morgan SP BV	HSI R Bear CBBC Apr 2016 D	0.2500	22,900 per 10,000 units	22,700 per 10,000 units	2016/04/28	200,000,000	2015/11/10
67809	SGA Societe Generale Acceptance N.V.	HSI R Bull CBBC Jul16 V	0.2500	22,508 per 10,000 units	22,608 per 10,000 units	2016/07/28	200,000,000	2015/11/10
67808	SGA Societe Generale Acceptance N.V.	HSI R Bull CBBC Sep16 L	0.2500	22,308 per 10,000 units	22,408 per 10,000 units	2016/09/29	200,000,000	2015/11/10
67761	SGA Societe Generale Acceptance N.V.	HSI R Bear CBBC Apr16 Y	0.2500	22,688 per 10,000 units	22,588 per 10,000 units	2016/04/28	200,000,000	2015/11/10
67772	SGA Societe Generale Acceptance N.V.	HSI R Bear CBBC Apr16 Z	0.2500	22,838 per 10,000 units	22,738 per 10,000 units	2016/04/28	200,000,000	2015/11/10
67758	SGA Societe Generale Acceptance N.V.	HSI R Bear CBBC May16 L	0.2500	22,488 per 10,000 units	22,388 per 10,000 units	2016/05/30	200,000,000	2015/11/10
67888	UBS AG	HSCEI R Bull CBBC Sep 2016 E	0.2500	9,550 per 10,000 units	9,750 per 10,000 units	2016/09/29	200,000,000	2015/11/10
67895	UBS AG	HSI R Bull CBBC Jun 2016 M	0.2500	22,350 per 12,000 units	22,550 per 12,000 units	2016/06/29	200,000,000	2015/11/10
67896	UBS AG	HSI R Bull CBBC Aug 2016 T	0.2500	22,200 per 10,000 units	22,400 per 10,000 units	2016/08/30	200,000,000	2015/11/10
67879	UBS AG	HSI R Bear CBBC Feb 2016 A	0.2500	22,900 per 10,000 units	22,700 per 10,000 units	2016/02/26	200,000,000	2015/11/10
67860	UBS AG	HSI R Bear CBBC Feb 2016 U	0.2500	22,650 per 12,000 units	22,450 per 12,000 units	2016/02/26	200,000,000	2015/11/10
68056	BNP Paribas Arbit Issu B.V.	CSOP A50 ETF R Bull CBBC Jun16A	0.2500	11.7000	12.0000	2016/06/30	100,000,000	2015/11/11
68078	BNP Paribas Arbit Issu B.V.	A50 Ch R Bull CBBC Jun 2016 A	0.2500	10.2000	10.5000	2016/06/30	100,000,000	2015/11/11
68085	BNP Paribas Arbit Issu B.V.	HKEx R Bull CBBC Sep 2016 C	0.2500	204 per 100 units	209 per 100 units	2016/09/30	40,000,000	2015/11/11
68020	BNP Paribas Arbit Issu B.V.	HSI R Bull CBBC Oct 2016 D	0.2500	22,600 per 10,000 units	22,800 per 10,000 units	2016/10/28	250,000,000	2015/11/11
68041	BNP Paribas Arbit Issu B.V.	HSI R Bull CBBC Oct 2016 E	0.2500	22,800 per 10,000 units	23,000 per 10,000 units	2016/10/28	250,000,000	2015/11/11
68053	BNP Paribas Arbit Issu B.V.	HSI R Bull CBBC Oct 2016 F	0.2500	23,000 per 10,000 units	23,200 per 10,000 units	2016/10/28	250,000,000	2015/11/11
68048	BNP Paribas Arbit Issu B.V.	HSI R Bull CBBC Nov 2016 P	0.2500	22,900 per 10,000 units	23,100 per 10,000 units	2016/11/29	250,000,000	2015/11/11
68036	BNP Paribas Arbit Issu B.V.	HSI R Bull CBBC Nov 2016 R	0.2500	22,700 per 10,000 units	22,900 per 10,000 units	2016/11/29	250,000,000	2015/11/11
67938	BNP Paribas Arbit Issu B.V.	HSI R Bear CBBC Mar 2016 R	0.2500	23,500 per 10,000 units	23,300 per 10,000 units	2016/03/30	200,000,000	2015/11/11
67936	BNP Paribas Arbit Issu B.V.	HSI R Bear CBBC Mar 2016 Y	0.2500	23,300 per 10,000 units	23,100 per 10,000 units	2016/03/30	200,000,000	2015/11/11
67925	BNP Paribas Arbit Issu B.V.	HSI R Bear CBBC Apr 2016 Q	0.2500	23,200 per 10,000 units	23,000 per 10,000 units	2016/04/28	200,000,000	2015/11/11
67937	BNP Paribas Arbit Issu B.V.	HSI R Bear CBBC Apr 2016 S	0.2500	23,400 per 10,000 units	23,200 per 10,000 units	2016/04/28	200,000,000	2015/11/11
68050	Credit Suisse AG	HSI R Bull CBBC May 2016 I	0.2500	22,700 per 12,000 units	22,900 per 12,000 units	2016/05/30	200,000,000	2015/11/11
68082	Credit Suisse AG	HSI R Bull CBBC Jun 2016 S	0.2500	23,022 per 12,000 units	23,272 per 12,000 units	2016/06/29	200,000,000	2015/11/11
68044	Credit Suisse AG	HSI R Bull CBBC Jul 2016 D	0.2500	22,500 per 10,000 units	22,700 per 10,000 units	2016/07/28	200,000,000	2015/11/11
68074	Credit Suisse AG	HSI R Bull CBBC Jul 2016 E	0.2500	22,900 per 10,000 units	23,100 per 10,000 units	2016/07/28	200,000,000	2015/11/11
68037	Credit Suisse AG	HSI R Bull CBBC Jul 2016 K	0.2500	22,300 per 10,000 units	22,500 per 10,000 units	2016/07/28	200,000,000	2015/11/11

Newly listed callable bull/bear contracts (continued)

Code	Issuer	Name of issue	Issue prices (HK\$)	Strike price (HKD) / Strike level per 10 units	Call price (HKD) / Call level per 10 units	Expiry date	No. of issue (units)	Listing date
68009	Credit Suisse AG	HSI R Bear CBBC Feb 2016 A	0.2500	22,800 per 10,000 units	22,600 per 10,000 units	2016/02/26	200,000,000	2015/11/11
68015	Credit Suisse AG	HSI R Bear CBBC Feb 2016 B	0.2500	23,250 per 10,000 units	23,050 per 10,000 units	2016/02/26	200,000,000	2015/11/11
68035	Credit Suisse AG	HSI R Bear CBBC Feb 2016 H	0.2500	23,400 per 10,000 units	23,200 per 10,000 units	2016/02/26	200,000,000	2015/11/11
68013	Credit Suisse AG	HSI R Bear CBBC Feb 2016 R	0.2500	23,050 per 10,000 units	22,850 per 10,000 units	2016/02/26	200,000,000	2015/11/11
67988	HK Bank	CAM CSI300 R Bull CBBC Oct 2016 D	0.2500	41.3800	42.3800	2016/10/31	100,000,000	2015/11/11
67990	HK Bank	China Mobile R Bull CBBC Oct 2016 G	0.2500	89.38 per 100 units	91.38 per 100 units	2016/10/17	120,000,000	2015/11/11
67979	HK Bank	China Life R Bull CBBC Jul 2016 C	0.2500	26.7800	27.3800	2016/07/25	60,000,000	2015/11/11
67986	HK Bank	CSOP A50 ETF R Bull CBBC Dec 2016 A	0.2500	12.1300	12.2800	2016/12/30	100,000,000	2015/11/11
67978	HK Bank	HKEx R Bull CBBC Jun 2016 M	0.2500	203.88 per 100 units	206.88 per 100 units	2016/06/27	100,000,000	2015/11/11
67975	HK Bank	HSCEI R Bull CBBC Jul 2016 G	0.2500	10,298 per 10,000 units	10,498 per 10,000 units	2016/07/28	100,000,000	2015/11/11
67974	HK Bank	HSI R Bull CBBC Jul 2016 X	0.2500	23,072 per 15,000 units	23,272 per 15,000 units	2016/07/28	150,000,000	2015/11/11
67973	HK Bank	HSI R Bull CBBC Aug 2016 Q	0.2500	22,698 per 15,000 units	22,898 per 15,000 units	2016/08/30	150,000,000	2015/11/11
67972	HK Bank	HSI R Bull CBBC Sep 2016 V	0.2500	22,298 per 15,000 units	22,498 per 15,000 units	2016/09/29	150,000,000	2015/11/11
68186	J P Morgan SP BV	AIA R Bull CBBC Sep 2016 B	0.2500	44.38 per 100 units	45.88 per 100 units	2016/09/15	100,000,000	2015/11/11
68187	J P Morgan SP BV	AIA R Bull CBBC Oct 2016 A	0.2500	41.38 per 100 units	42.88 per 100 units	2016/10/14	100,000,000	2015/11/11
68191	J P Morgan SP BV	CKP R Bull CBBC Oct 2016 A	0.2500	44.38 per 100 units	45.88 per 100 units	2016/10/14	100,000,000	2015/11/11
68194	J P Morgan SP BV	CKP R Bull CBBC Nov 2016 A	0.2500	41.38 per 100 units	42.88 per 100 units	2016/11/18	100,000,000	2015/11/11
68157	J P Morgan SP BV	HKEx R Bull CBBC Sep 2016 B	0.2500	193.88 per 100 units	198.88 per 100 units	2016/09/15	100,000,000	2015/11/11
68197	J P Morgan SP BV	HKEx R Bull CBBC Oct 2016 F	0.2500	203.88 per 100 units	208.88 per 100 units	2016/10/14	100,000,000	2015/11/11
68159	J P Morgan SP BV	HKEx R Bear CBBC Jul 2016 A	0.3800	245.88 per 100 units	238.88 per 100 units	2016/07/15	100,000,000	2015/11/11
68120	J P Morgan SP BV	HSI R Bull CBBC Sep 2016 U	0.2500	23,072 per 10,000 units	23,272 per 10,000 units	2016/09/29	200,000,000	2015/11/11
68129	J P Morgan SP BV	HSI R Bull CBBC Oct 2016 X	0.2500	22,500 per 10,000 units	22,700 per 10,000 units	2016/10/28	200,000,000	2015/11/11
68123	J P Morgan SP BV	HSI R Bull CBBC Nov 2016 W	0.2500	22,800 per 10,000 units	23,000 per 10,000 units	2016/11/29	200,000,000	2015/11/11
68137	J P Morgan SP BV	HSI R Bull CBBC Dec 2016 Q	0.2500	22,188 per 10,000 units	22,388 per 10,000 units	2016/12/29	200,000,000	2015/11/11
67953	J P Morgan SP BV	HSI R Bear CBBC Feb 2016 Y	0.2500	22,788 per 10,000 units	22,588 per 10,000 units	2016/02/26	200,000,000	2015/11/11
67958	J P Morgan SP BV	HSI R Bear CBBC Mar 2016 Q	0.2500	23,088 per 10,000 units	22,888 per 10,000 units	2016/03/30	200,000,000	2015/11/11
67965	J P Morgan SP BV	HSI R Bear CBBC Mar 2016 R	0.2500	23,300 per 10,000 units	23,100 per 10,000 units	2016/03/30	200,000,000	2015/11/11
67969	J P Morgan SP BV	HSI R Bear CBBC Apr 2016 E	0.2500	23,588 per 10,000 units	23,388 per 10,000 units	2016/04/28	200,000,000	2015/11/11
68171	J P Morgan SP BV	Tencent R Bull CBBC Jun 2016 E	0.2500	145.88 per 100 units	148.88 per 100 units	2016/06/17	100,000,000	2015/11/11
68182	J P Morgan SP BV	Tencent R Bear CBBC Jun 2016 B	0.2500	176.88 per 100 units	173.88 per 100 units	2016/06/17	100,000,000	2015/11/11
68196	J P Morgan SP BV	Tracker Fund R Bull CBBC Dec 2016 A	0.2500	20.88 per 100 units	21.88 per 100 units	2016/12/16	100,000,000	2015/11/11
68198	J P Morgan SP BV	Tracker Fund R Bull CBBC Dec 2016 B	0.2500	19.88 per 100 units	20.88 per 100 units	2016/12/16	100,000,000	2015/11/11
68004	SGA Societe Generale Acceptance N.V.	HSI R Bull CBBC Jun16 H	0.2500	23,008 per 10,000 units	23,108 per 10,000 units	2016/06/29	200,000,000	2015/11/11
68007	SGA Societe Generale Acceptance N.V.	HSI R Bull CBBC Jun16 L	0.2500	23,158 per 10,000 units	23,258 per 10,000 units	2016/06/29	200,000,000	2015/11/11
68003	SGA Societe Generale Acceptance N.V.	HSI R Bull CBBC Jun16 O	0.2500	22,858 per 10,000 units	22,958 per 10,000 units	2016/06/29	200,000,000	2015/11/11
67993	SGA Societe Generale Acceptance N.V.	HSI R Bull CBBC Jun16 U	0.2500	21,900 per 20,000 units	22,000 per 20,000 units	2016/06/29	400,000,000	2015/11/11
68000	SGA Societe Generale Acceptance N.V.	HSI R Bull CBBC Jul16 O	0.2500	22,300 per 20,000 units	22,400 per 20,000 units	2016/07/28	400,000,000	2015/11/11
68001	SGA Societe Generale Acceptance N.V.	HSI R Bull CBBC Oct16 C	0.2500	22,608 per 10,000 units	22,708 per 10,000 units	2016/10/28	200,000,000	2015/11/11
67942	SGA Societe Generale Acceptance N.V.	HSI R Bear CBBC May16 J	0.2500	22,988 per 10,000 units	22,888 per 10,000 units	2016/05/30	200,000,000	2015/11/11
67944	SGA Societe Generale Acceptance N.V.	HSI R Bear CBBC May16 M	0.2500	23,138 per 10,000 units	23,038 per 10,000 units	2016/05/30	200,000,000	2015/11/11
67952	SGA Societe Generale Acceptance N.V.	HSI R Bear CBBC May16 N	0.2500	23,288 per 10,000 units	23,188 per 10,000 units	2016/05/30	200,000,000	2015/11/11
68008	SGA Societe Generale Acceptance N.V.	HSI R Bear CBBC May16 O	0.2500	23,438 per 10,000 units	23,338 per 10,000 units	2016/05/30	200,000,000	2015/11/11
68119	UBS AG	HSI R Bull CBBC Jun 2016 A	0.2500	22,150 per 12,000 units	22,350 per 12,000 units	2016/06/29	200,000,000	2015/11/11

Newly listed callable bull/bear contracts (continued)

Code	Issuer	Name of issue	Issue prices (HK\$)	Strike price (HKD) / Strike level per 10 units	Call price (HKD) / Call level per 10 units	Expiry date	No. of issue (units)	Listing date
68097	UBS AG	HSI R Bull CBBC Jun 2016 Z	0.2500	23,000 per 12,000 units	23,250 per 12,000 units	2016/06/29	200,000,000	2015/11/11
68098	UBS AG	HSI R Bull CBBC Jul 2016 R	0.2500	22,900 per 10,000 units	23,100 per 10,000 units	2016/07/28	200,000,000	2015/11/11
68115	UBS AG	HSI R Bull CBBC Jul 2016 S	0.2500	22,500 per 10,000 units	22,700 per 10,000 units	2016/07/28	200,000,000	2015/11/11
68101	UBS AG	HSI R Bull CBBC Sep 2016 H	0.2500	22,700 per 10,000 units	22,900 per 10,000 units	2016/09/29	200,000,000	2015/11/11
68116	UBS AG	HSI R Bull CBBC Sep 2016 J	0.2500	22,300 per 10,000 units	22,500 per 10,000 units	2016/09/29	200,000,000	2015/11/11
68087	UBS AG	HSI R Bear CBBC Feb 2016 D	0.2500	23,050 per 12,000 units	22,850 per 12,000 units	2016/02/26	200,000,000	2015/11/11
68090	UBS AG	HSI R Bear CBBC Feb 2016 N	0.2500	23,200 per 10,000 units	23,000 per 10,000 units	2016/02/26	200,000,000	2015/11/11
68091	UBS AG	HSI R Bear CBBC Feb 2016 O	0.2500	23,400 per 10,000 units	23,200 per 10,000 units	2016/02/26	200,000,000	2015/11/11
68086	UBS AG	HSI R Bear CBBC Feb 2016 S	0.2500	22,770 per 12,000 units	22,570 per 12,000 units	2016/02/26	200,000,000	2015/11/11
68317	Credit Suisse AG	HSI R Bull CBBC May 2016 J	0.2500	22,850 per 10,000 units	23,050 per 10,000 units	2016/05/30	200,000,000	2015/11/12
68312	Credit Suisse AG	HSI R Bull CBBC Jun 2016 T	0.2500	22,660 per 10,000 units	22,860 per 10,000 units	2016/06/29	200,000,000	2015/11/12
68311	Credit Suisse AG	HSI R Bear CBBC Mar 2016 L	0.2500	23,450 per 10,000 units	23,250 per 10,000 units	2016/03/30	200,000,000	2015/11/12
68299	Credit Suisse AG	HSI R Bear CBBC Mar 2016 N	0.2500	23,300 per 10,000 units	23,100 per 10,000 units	2016/03/30	200,000,000	2015/11/12
68352	Goldman Sachs SP (Asia)	HSI R Bear CBBC Apr 2016 B	0.2540	24,000 per 10,000 units	23,800 per 10,000 units	2016/04/28	200,000,000	2015/11/12
68210	HK Bank	CITIC Sec R Bull CBBC Sep 2016 D	0.4100	14.3800	16.3800	2016/09/19	60,000,000	2015/11/12
68199	HK Bank	CNOOC R Bull CBBC Oct 2016 E	0.2500	8.1800	8.6800	2016/10/26	60,000,000	2015/11/12
68204	HK Bank	A50 R Bull CBBC Aug 2016 E	0.2500	11.0300	11.1800	2016/08/29	100,000,000	2015/11/12
68200	HK Bank	HSI R Bull CBBC Jul 2016 Y	0.2500	22,498 per 15,000 units	22,698 per 15,000 units	2016/07/28	150,000,000	2015/11/12
68213	HK Bank	Haitong Sec R Bull CBBC Aug 2016 D	0.2500	12.0800	12.8800	2016/08/29	60,000,000	2015/11/12
68234	HK Bank	PetCh R Bull CBBC Nov 2016 E	0.2500	5.7300	6.0800	2016/11/23	60,000,000	2015/11/12
68323	J P Morgan SP BV	CSOP A50 ETF R Bull CBBC Dec 2016 A	0.2500	12.1800	12.4800	2016/12/30	100,000,000	2015/11/12
68324	J P Morgan SP BV	CSOP A50 ETF R Bear CBBC Sep 2016 B	0.2500	14.9800	14.6800	2016/09/15	100,000,000	2015/11/12
68329	J P Morgan SP BV	A50 China R Bull CBBC Dec 2016 A	0.2500	11.1800	11.4800	2016/12/30	100,000,000	2015/11/12
68283	J P Morgan SP BV	HSI R Bull CBBC Oct 2016 Y	0.2500	22,900 per 10,000 units	23,100 per 10,000 units	2016/10/28	200,000,000	2015/11/12
68298	J P Morgan SP BV	HSI R Bull CBBC Nov 2016 X	0.2500	22,288 per 10,000 units	22,488 per 10,000 units	2016/11/29	200,000,000	2015/11/12
68297	J P Morgan SP BV	HSI R Bull CBBC Dec 2016 R	0.2500	22,588 per 10,000 units	22,788 per 10,000 units	2016/12/29	200,000,000	2015/11/12
68330	J P Morgan SP BV	HSI R Bear CBBC Feb 2016 L	0.2500	23,288 per 10,000 units	23,088 per 10,000 units	2016/02/26	200,000,000	2015/11/12
68342	J P Morgan SP BV	HSI R Bear CBBC Feb 2016 M	0.2500	23,500 per 10,000 units	23,300 per 10,000 units	2016/02/26	200,000,000	2015/11/12
68343	J P Morgan SP BV	HSI R Bear CBBC Mar 2016 A	0.2500	23,988 per 10,000 units	23,788 per 10,000 units	2016/03/30	200,000,000	2015/11/12
68350	J P Morgan SP BV	HSI R Bear CBBC Apr 2016 G	0.2500	24,288 per 10,000 units	24,088 per 10,000 units	2016/04/28	200,000,000	2015/11/12
68325	J P Morgan SP BV	Ping An R Bull CBBC Oct 2016 E	0.2500	41.38 per 100 units	42.88 per 100 units	2016/10/14	100,000,000	2015/11/12
68250	SGA Societe Generale Acceptance N.V.	HSI R Bull CBBC May16 L	0.2500	22,808 per 10,000 units	22,908 per 10,000 units	2016/05/30	200,000,000	2015/11/12
68236	SGA Societe Generale Acceptance N.V.	HSI R Bull CBBC Jun16 M	0.2500	22,658 per 10,000 units	22,758 per 10,000 units	2016/06/29	200,000,000	2015/11/12
68235	SGA Societe Generale Acceptance N.V.	HSI R Bull CBBC Oct16 D	0.2500	22,408 per 10,000 units	22,508 per 10,000 units	2016/10/28	200,000,000	2015/11/12
68275	SGA Societe Generale Acceptance N.V.	HSI R Bull CBBC Oct16 E	0.2500	22,958 per 10,000 units	23,058 per 10,000 units	2016/10/28	200,000,000	2015/11/12
68279	SGA Societe Generale Acceptance N.V.	HSI R Bear CBBC Jun16 V	0.2500	23,238 per 10,000 units	23,138 per 10,000 units	2016/06/29	200,000,000	2015/11/12
68281	SGA Societe Generale Acceptance N.V.	HSI R Bear CBBC Jun16 W	0.2500	23,488 per 10,000 units	23,388 per 10,000 units	2016/06/29	200,000,000	2015/11/12
68364	UBS AG	HSBC R Bull CBBC Nov 2016 B	0.2500	55.20 per 100 units	58 per 100 units	2016/11/21	100,000,000	2015/11/12
68383	UBS AG	HSI R Bull CBBC Jun 2016 F	0.2500	22,850 per 12,000 units	23,050 per 12,000 units	2016/06/29	200,000,000	2015/11/12
68385	UBS AG	HSI R Bull CBBC Jul 2016 V	0.2500	22,650 per 12,000 units	22,850 per 12,000 units	2016/07/28	200,000,000	2015/11/12
68401	UBS AG	HSI R Bear CBBC Feb 2016 T	0.2500	23,500 per 12,000 units	23,250 per 12,000 units	2016/02/26	200,000,000	2015/11/12
68408	UBS AG	HSI R Bear CBBC Feb 2016 X	0.2500	23,750 per 12,000 units	23,550 per 12,000 units	2016/02/26	200,000,000	2015/11/12
68371	UBS AG	Ping An R Bull CBBC Nov 2016 D	0.2500	40.80 per 100 units	42 per 100 units	2016/11/28	100,000,000	2015/11/12

Newly listed callable bull/bear contracts (continued)

Code	Issuer	Name of issue	Issue prices (HK\$)	Strike price (HKD) / Strike level per 10 units	Call price (HKD) / Call level per 10 units	Expiry date	No. of issue (units)	Listing date
68370	UBS AG	TCH R Bull CBBC Jul 2016 B	0.2500	142.88 per 100 units	145.88 per 100 units	2016/07/11	50,000,000	2015/11/12
68460	BNP Paribas Arbit Issu B.V.	HSI R Bear CBBC Mar 2016 W	0.2500	23,100 per 10,000 units	22,900 per 10,000 units	2016/03/30	200,000,000	2015/11/13
68469	Credit Suisse AG	HSI R Bull CBBC Jul 2016 N	0.2500	22,800 per 10,000 units	23,000 per 10,000 units	2016/07/28	200,000,000	2015/11/13
68470	Credit Suisse AG	HSI R Bull CBBC Jul 2016 V	0.2500	22,600 per 10,000 units	22,800 per 10,000 units	2016/07/28	200,000,000	2015/11/13
68471	Credit Suisse AG	HSI R Bear CBBC Apr 2016 L	0.2500	23,500 per 10,000 units	23,300 per 10,000 units	2016/04/28	200,000,000	2015/11/13
68472	Credit Suisse AG	HSI R Bear CBBC Apr 2016 R	0.2500	23,350 per 10,000 units	23,150 per 10,000 units	2016/04/28	200,000,000	2015/11/13
68480	Credit Suisse AG	HSI R Bear CBBC Apr 2016 V	0.2500	23,100 per 10,000 units	22,900 per 10,000 units	2016/04/28	200,000,000	2015/11/13
68468	Bank of East Asia	CKH R Bull CBBC Jan 2017 A	0.2500	90.68 per 100 units	94.68 per 100 units	2017/01/13	40,000,000	2015/11/13
68464	Bank of East Asia	HSBC Holdings R Bull CBBC Dec 2016 B	0.2500	50 per 100 units	51.80 per 100 units	2016/12/01	40,000,000	2015/11/13
68467	Bank of East Asia	TCH R Bull CBBC Dec 2016 A	0.2500	139.80 per 100 units	142.80 per 100 units	2016/12/02	40,000,000	2015/11/13
68410	HK Bank	CSOP A50 ETF R Bull CBBC Aug 2016 I	0.2500	12.5300	12.6800	2016/08/22	100,000,000	2015/11/13
68443	J P Morgan SP BV	HSI R Bull CBBC Dec 2016 S	0.2500	22,700 per 10,000 units	22,900 per 10,000 units	2016/12/29	200,000,000	2015/11/13
68449	J P Morgan SP BV	HSI R Bull CBBC Dec 2016 T	0.2500	22,388 per 10,000 units	22,588 per 10,000 units	2016/12/29	200,000,000	2015/11/13
68546	J P Morgan SP BV	HSI R Bear CBBC Feb 2016 O	0.2500	23,100 per 10,000 units	22,900 per 10,000 units	2016/02/26	200,000,000	2015/11/13
68547	J P Morgan SP BV	HSI R Bear CBBC Apr 2016 F	0.2500	23,400 per 10,000 units	23,200 per 10,000 units	2016/04/28	200,000,000	2015/11/13
68418	SGA Societe Generale Acceptance N.V.	HSI R Bull CBBC May16 M	0.2500	22,458 per 10,000 units	22,558 per 10,000 units	2016/05/30	200,000,000	2015/11/13
68441	SGA Societe Generale Acceptance N.V.	HSI R Bull CBBC May16 N	0.2500	22,908 per 10,000 units	23,008 per 10,000 units	2016/05/30	200,000,000	2015/11/13
68440	SGA Societe Generale Acceptance N.V.	HSI R Bull CBBC Oct16 F	0.2500	22,758 per 10,000 units	22,858 per 10,000 units	2016/10/28	200,000,000	2015/11/13
68459	SGA Societe Generale Acceptance N.V.	HSI R Bear CBBC Jun16 X	0.2500	23,038 per 10,000 units	22,938 per 10,000 units	2016/06/29	200,000,000	2015/11/13
68482	UBS AG	HSI R Bull CBBC Aug 2016 F	0.2500	22,800 per 10,000 units	23,000 per 10,000 units	2016/08/30	200,000,000	2015/11/13
68509	UBS AG	HSI R Bull CBBC Aug 2016 G	0.2500	22,600 per 10,000 units	22,800 per 10,000 units	2016/08/30	200,000,000	2015/11/13
68522	UBS AG	HSI R Bear CBBC Feb 2016 B	0.2500	23,100 per 10,000 units	22,900 per 10,000 units	2016/02/26	200,000,000	2015/11/13
68523	UBS AG	HSI R Bear CBBC Feb 2016 E	0.2500	23,300 per 10,000 units	23,100 per 10,000 units	2016/02/26	200,000,000	2015/11/13
68524	UBS AG	HSI R Bear CBBC Feb 2016 G	0.2500	23,500 per 10,000 units	23,300 per 10,000 units	2016/02/26	200,000,000	2015/11/13
68785	BNP Paribas Arbit Issu B.V.	CAM CSI300 R Bull CBBC Sep16 F	0.2500	42 per 100 units	43 per 100 units	2016/09/30	100,000,000	2015/11/16
68752	BNP Paribas Arbit Issu B.V.	CSOP A50 ETF R Bull CBBC Jun16B	0.2500	12.2000	12.5000	2016/06/30	100,000,000	2015/11/16
68784	BNP Paribas Arbit Issu B.V.	A50 Ch R Bull CBBC Jun 2016 B	0.2500	10.7000	11.0000	2016/06/30	100,000,000	2015/11/16
68663	BNP Paribas Arbit Issu B.V.	HSI R Bull CBBC Nov 2016 A	0.2500	22,500 per 10,000 units	22,700 per 10,000 units	2016/11/29	250,000,000	2015/11/16
68703	BNP Paribas Arbit Issu B.V.	HSI R Bear CBBC Apr 2016 L	0.2500	23,000 per 10,000 units	22,800 per 10,000 units	2016/04/28	200,000,000	2015/11/16
68595	Credit Suisse AG	CSOP A50 ETF R Bull CBBC Aug 2016 A	0.2500	12.3000	12.6000	2016/08/31	100,000,000	2015/11/16
68603	Credit Suisse AG	A50 China R Bull CBBC Aug 2016 A	0.2500	11.0800	11.3800	2016/08/31	100,000,000	2015/11/16
68609	Credit Suisse AG	HKEEx R Bull CBBC Jul 2016 B	0.2500	195.80 per 100 units	200.80 per 100 units	2016/07/29	100,000,000	2015/11/16
68610	Credit Suisse AG	HKEEx R Bull CBBC Sep 2016 A	0.2500	204.80 per 100 units	209.80 per 100 units	2016/09/30	100,000,000	2015/11/16
68619	Credit Suisse AG	HSI R Bull CBBC Jun 2016 M	0.2500	22,638 per 12,000 units	22,888 per 12,000 units	2016/06/29	200,000,000	2015/11/16
68615	Credit Suisse AG	HSI R Bull CBBC Jun 2016 U	0.2500	22,550 per 10,000 units	22,750 per 10,000 units	2016/06/29	200,000,000	2015/11/16
68626	Credit Suisse AG	HSI R Bear CBBC Feb 2016 F	0.2500	22,977 per 12,000 units	22,727 per 12,000 units	2016/02/26	200,000,000	2015/11/16
68589	Credit Suisse AG	HSI R Bear CBBC Feb 2016 O	0.2500	23,650 per 10,000 units	23,450 per 10,000 units	2016/02/26	200,000,000	2015/11/16
68625	Credit Suisse AG	HSI R Bear CBBC Feb 2016 S	0.2500	23,150 per 10,000 units	22,950 per 10,000 units	2016/02/26	200,000,000	2015/11/16
68612	Credit Suisse AG	TCH R Bear CBBC Mar 2016 A	0.2900	181.80 per 100 units	178.80 per 100 units	2016/03/31	80,000,000	2015/11/16
68681	J P Morgan SP BV	CC Bank R Bull CBBC Sep 2016 A	0.2500	5.1800	5.2800	2016/09/15	100,000,000	2015/11/16
68687	J P Morgan SP BV	CC Bank R Bull CBBC Sep 2016 B	0.2500	4.7800	4.8800	2016/09/15	100,000,000	2015/11/16
68676	J P Morgan SP BV	CSOP A50 ETF R Bull CBBC Dec 2016 B	0.2500	12.9800	13.2800	2016/12/30	100,000,000	2015/11/16
68678	J P Morgan SP BV	CSOP A50 ETF R Bear CBBC Oct 2016 A	0.2500	15.5800	15.2800	2016/10/14	100,000,000	2015/11/16

Newly listed callable bull/bear contracts (continued)

Code	Issuer	Name of issue	Issue prices (HK\$)	Strike price (HKD) / Strike level per 10 units	Call price (HKD) / Call level per 10 units	Expiry date	No. of issue (units)	Listing date
68646	J P Morgan SP BV	HSI R Bull CBBC Oct 2016 Z	0.2500	22,600 per 10,000 units	22,800 per 10,000 units	2016/10/28	200,000,000	2015/11/16
68653	J P Morgan SP BV	HSI R Bull CBBC Dec 2016 U	0.2500	22,250 per 10,000 units	22,450 per 10,000 units	2016/12/29	200,000,000	2015/11/16
68583	J P Morgan SP BV	HSI R Bear CBBC Feb 2016 X	0.2500	23,200 per 10,000 units	23,000 per 10,000 units	2016/02/26	200,000,000	2015/11/16
68667	J P Morgan SP BV	HSI R Bear CBBC Mar 2016 N	0.2500	23,000 per 10,000 units	22,800 per 10,000 units	2016/03/30	200,000,000	2015/11/16
68553	SGA Societe Generale Acceptance N.V.	HSI R Bull CBBC May16 O	0.2500	22,708 per 10,000 units	22,808 per 10,000 units	2016/05/30	200,000,000	2015/11/16
68569	SGA Societe Generale Acceptance N.V.	HSI R Bear CBBC Apr16 G	0.2500	23,088 per 10,000 units	22,988 per 10,000 units	2016/04/28	200,000,000	2015/11/16
68570	SGA Societe Generale Acceptance N.V.	HSI R Bear CBBC Jun16 Y	0.2500	23,338 per 10,000 units	23,238 per 10,000 units	2016/06/29	200,000,000	2015/11/16
68635	UBS AG	HSI R Bull CBBC Nov 2016 H	0.2500	22,500 per 12,000 units	22,750 per 12,000 units	2016/11/29	200,000,000	2015/11/16
68627	UBS AG	HSI R Bear CBBC Feb 2016 I	0.2500	23,250 per 12,000 units	23,050 per 12,000 units	2016/02/26	200,000,000	2015/11/16
68936	BNP Paribas Arbit Issu B.V.	HSI R Bull CBBC Oct 2016 G	0.2500	22,400 per 10,000 units	22,600 per 10,000 units	2016/10/28	250,000,000	2015/11/17
68933	BNP Paribas Arbit Issu B.V.	HSI R Bull CBBC Nov 2016 Q	0.2500	22,300 per 10,000 units	22,500 per 10,000 units	2016/11/29	250,000,000	2015/11/17
68928	BNP Paribas Arbit Issu B.V.	HSI R Bull CBBC Dec 2016 Z	0.2500	22,200 per 10,000 units	22,400 per 10,000 units	2016/12/29	250,000,000	2015/11/17
69021	BNP Paribas Arbit Issu B.V.	HSI R Bear CBBC Mar 2016 B	0.2500	22,900 per 10,000 units	22,700 per 10,000 units	2016/03/30	200,000,000	2015/11/17
69016	BNP Paribas Arbit Issu B.V.	HSI R Bear CBBC Mar 2016 X	0.2500	22,700 per 10,000 units	22,500 per 10,000 units	2016/03/30	200,000,000	2015/11/17
69017	BNP Paribas Arbit Issu B.V.	HSI R Bear CBBC Apr 2016 N	0.2500	22,800 per 10,000 units	22,600 per 10,000 units	2016/04/28	200,000,000	2015/11/17
69010	Credit Suisse AG	HSI R Bull CBBC May 2016 A	0.2500	22,400 per 10,000 units	22,600 per 10,000 units	2016/05/30	200,000,000	2015/11/17
69009	Credit Suisse AG	HSI R Bull CBBC May 2016 K	0.2500	22,476 per 12,000 units	22,726 per 12,000 units	2016/05/30	200,000,000	2015/11/17
69015	Credit Suisse AG	HSI R Bull CBBC May 2016 M	0.2500	22,250 per 10,000 units	22,450 per 10,000 units	2016/05/30	200,000,000	2015/11/17
69035	Credit Suisse AG	HSI R Bull CBBC May 2016 W	0.2500	22,075 per 10,000 units	22,275 per 10,000 units	2016/05/30	200,000,000	2015/11/17
69056	Credit Suisse AG	HSI R Bear CBBC Mar 2016 J	0.2500	22,700 per 10,000 units	22,500 per 10,000 units	2016/03/30	200,000,000	2015/11/17
69057	Credit Suisse AG	HSI R Bear CBBC Mar 2016 K	0.2500	22,652 per 12,000 units	22,402 per 12,000 units	2016/03/30	200,000,000	2015/11/17
69036	Credit Suisse AG	HSI R Bear CBBC Mar 2016 M	0.2500	23,200 per 10,000 units	23,000 per 10,000 units	2016/03/30	200,000,000	2015/11/17
69042	Credit Suisse AG	HSI R Bear CBBC Mar 2016 R	0.2500	22,950 per 10,000 units	22,750 per 10,000 units	2016/03/30	200,000,000	2015/11/17
69055	Credit Suisse AG	HSI R Bear CBBC Mar 2016 S	0.2500	22,850 per 10,000 units	22,650 per 10,000 units	2016/03/30	200,000,000	2015/11/17
68952	Bank of East Asia	CITIC Sec R Bull CBBC Dec 2016 B	0.4500	15.0000	16.5000	2016/12/06	30,000,000	2015/11/17
68962	Bank of East Asia	A50 China R Bull CBBC Nov 2016 A	0.2500	10.6000	10.8800	2016/11/21	60,000,000	2015/11/17
68957	Bank of East Asia	HKEx R Bull CBBC Nov 2016 A	0.2500	193 per 100 units	196.80 per 100 units	2016/11/18	40,000,000	2015/11/17
68961	Bank of East Asia	HKEx R Bear CBBC Nov 2016 A	0.2500	237 per 100 units	233 per 100 units	2016/11/18	40,000,000	2015/11/17
68955	Bank of East Asia	Haitong Sec R Bull CBBC Dec 2016 F	0.3000	12.1000	12.9000	2016/12/07	35,000,000	2015/11/17
68835	HK Bank	AIA R Bull CBBC Sep 2016 F	0.3300	45.2800	46.2800	2016/09/26	60,000,000	2015/11/17
68793	HK Bank	CAM CSI300 R Bull CBBC Oct 2016 E	0.3600	43.3800	44.3800	2016/10/17	100,000,000	2015/11/17
68830	HK Bank	CITIC Sec R Bull CBBC Sep 2016 E	0.3800	15.8800	17.8800	2016/09/12	60,000,000	2015/11/17
68831	HK Bank	CM Bank R Bull CBBC Oct 2016 D	0.2700	18.7800	19.3800	2016/10/24	40,000,000	2015/11/17
68791	HK Bank	CSOP A50 ETF R Bull CBBC Aug 2016 J	0.2500	12.8300	12.9800	2016/08/18	100,000,000	2015/11/17
68792	HK Bank	A50 R Bull CBBC Oct 2016 E	0.2500	11.3700	11.5200	2016/10/31	100,000,000	2015/11/17
68825	HK Bank	Galaxy Ent R Bear CBBC Jul 2016 A	0.6100	32.3800	30.3800	2016/07/25	50,000,000	2015/11/17
68824	HK Bank	Galaxy Ent R Bear CBBC Nov 2016 B	0.2500	35.38 per 100 units	33.38 per 100 units	2016/11/28	50,000,000	2015/11/17
68832	HK Bank	HSI R Bear CBBC Sep 2016 F	0.2500	23,288 per 15,000 units	23,088 per 15,000 units	2016/09/29	100,000,000	2015/11/17
68798	HK Bank	Sands China R Bear CBBC Apr 2016 B	0.4900	33.2800	31.2800	2016/04/25	50,000,000	2015/11/17
68800	HK Bank	Sands China R Bear CBBC Nov 2016 C	0.2500	37.28 per 100 units	35.28 per 100 units	2016/11/28	50,000,000	2015/11/17
68805	HK Bank	TCH R Bull CBBC Jul 2016 O	0.2500	147.88 per 100 units	149.88 per 100 units	2016/07/25	100,000,000	2015/11/17
69074	J P Morgan SP BV	China Life R Bull CBBC Oct 2016 A	0.2500	23.28 per 100 units	23.88 per 100 units	2016/10/14	100,000,000	2015/11/17
69081	J P Morgan SP BV	HSI R Bull CBBC Nov 2016 B	0.2500	21,450 per 10,000 units	21,650 per 10,000 units	2016/11/29	200,000,000	2015/11/17

Newly listed callable bull/bear contracts (continued)

Code	Issuer	Name of issue	Issue prices (HK\$)	Strike price (HKD) / Strike level per 10 units	Call price (HKD) / Call level per 10 units	Expiry date	No. of issue (units)	Listing date
68973	J P Morgan SP BV	HSI R Bull CBBC Nov 2016 Y	0.2500	22,200 per 10,000 units	22,400 per 10,000 units	2016/11/29	200,000,000	2015/11/17
69080	J P Morgan SP BV	HSI R Bull CBBC Nov 2016 Z	0.2500	21,750 per 10,000 units	21,950 per 10,000 units	2016/11/29	200,000,000	2015/11/17
68967	J P Morgan SP BV	HSI R Bull CBBC Dec 2016 V	0.2500	22,488 per 10,000 units	22,688 per 10,000 units	2016/12/29	200,000,000	2015/11/17
69092	J P Morgan SP BV	HSI R Bull CBBC Dec 2016 W	0.2500	21,188 per 10,000 units	21,388 per 10,000 units	2016/12/29	200,000,000	2015/11/17
69076	J P Morgan SP BV	HSI R Bear CBBC Feb 2016 P	0.2500	22,602 per 10,000 units	22,402 per 10,000 units	2016/02/26	200,000,000	2015/11/17
69077	J P Morgan SP BV	HSI R Bear CBBC Mar 2016 O	0.2500	22,800 per 10,000 units	22,600 per 10,000 units	2016/03/30	200,000,000	2015/11/17
69078	J P Morgan SP BV	HSI R Bear CBBC Apr 2016 H	0.2500	23,388 per 10,000 units	23,188 per 10,000 units	2016/04/28	200,000,000	2015/11/17
68947	Macquarie Bank Ltd.	HSI R Bull CBBC May 2016 A	0.2550	21,400 per 15,000 units	21,600 per 15,000 units	2016/05/30	40,000,000	2015/11/17
68948	Macquarie Bank Ltd.	HSI R Bull CBBC May 2016 B	0.2500	21,650 per 15,000 units	21,850 per 15,000 units	2016/05/30	40,000,000	2015/11/17
68950	Macquarie Bank Ltd.	HSI R Bull CBBC May 2016 C	0.2600	21,150 per 15,000 units	21,350 per 15,000 units	2016/05/30	40,000,000	2015/11/17
69060	Macquarie Bank Ltd.	HSI R Bear CBBC May 2016 C	0.2600	23,800 per 15,000 units	23,600 per 15,000 units	2016/05/30	40,000,000	2015/11/17
69069	Macquarie Bank Ltd.	HSI R Bear CBBC May 2016 D	0.2550	23,200 per 15,000 units	23,000 per 15,000 units	2016/05/30	40,000,000	2015/11/17
69072	Macquarie Bank Ltd.	HSI R Bear CBBC May 2016 E	0.2500	22,950 per 15,000 units	22,750 per 15,000 units	2016/05/30	40,000,000	2015/11/17
68839	SGA Societe Generale Acceptance N.V.	HSI R Bull CBBC Jun 16N	0.2500	22,358 per 10,000 units	22,458 per 10,000 units	2016/06/29	200,000,000	2015/11/17
68906	SGA Societe Generale Acceptance N.V.	HSI R Bull CBBC Jun 16Q	0.2500	22,558 per 10,000 units	22,658 per 10,000 units	2016/06/29	200,000,000	2015/11/17
68995	SGA Societe Generale Acceptance N.V.	HSI R Bear CBBC May 16A	0.2500	22,738 per 10,000 units	22,638 per 10,000 units	2016/05/30	200,000,000	2015/11/17
69008	SGA Societe Generale Acceptance N.V.	HSI R Bear CBBC May 16P	0.2500	23,500 per 20,000 units	23,400 per 20,000 units	2016/05/30	400,000,000	2015/11/17
68979	SGA Societe Generale Acceptance N.V.	HSI R Bear CBBC May 16Q	0.2500	22,588 per 10,000 units	22,488 per 10,000 units	2016/05/30	200,000,000	2015/11/17
69006	SGA Societe Generale Acceptance N.V.	HSI R Bear CBBC Jun 16Z	0.2500	22,888 per 10,000 units	22,788 per 10,000 units	2016/06/29	200,000,000	2015/11/17
69025	UBS AG	HSI R Bull CBBC Oct 2016 L	0.2500	22,450 per 10,000 units	22,650 per 10,000 units	2016/10/28	200,000,000	2015/11/17
69027	UBS AG	HSI R Bull CBBC Nov 2016 I	0.2500	22,250 per 10,000 units	22,450 per 10,000 units	2016/11/29	200,000,000	2015/11/17
69031	UBS AG	HSI R Bear CBBC Feb 2016 J	0.2500	22,650 per 12,000 units	22,450 per 12,000 units	2016/02/26	200,000,000	2015/11/17
69034	UBS AG	HSI R Bear CBBC Feb 2016 M	0.2500	23,000 per 10,000 units	22,800 per 10,000 units	2016/02/26	200,000,000	2015/11/17
69032	UBS AG	HSI R Bear CBBC Feb 2016 Y	0.2500	22,800 per 10,000 units	22,600 per 10,000 units	2016/02/26	200,000,000	2015/11/17
69154	BNP Paribas Arbit Issu B.V.	HSCEI R Bear CBBC Apr 2016 H	0.2500	11,000 per 10,000 units	10,800 per 10,000 units	2016/04/28	100,000,000	2015/11/18
69140	BNP Paribas Arbit Issu B.V.	HSI R Bear CBBC Apr 2016 X	0.2500	22,600 per 10,000 units	22,400 per 10,000 units	2016/04/28	200,000,000	2015/11/18
69134	Credit Suisse AG	HSCEI R Bear CBBC Feb 2016 C	0.2500	10,950 per 10,000 units	10,750 per 10,000 units	2016/02/26	100,000,000	2015/11/18
69138	Credit Suisse AG	HSI R Bull CBBC Sep 2016 U	0.2500	22,197 per 10,000 units	22,397 per 10,000 units	2016/09/29	200,000,000	2015/11/18
69139	Credit Suisse AG	HSI R Bear CBBC Feb 2016 Q	0.2500	22,900 per 10,000 units	22,700 per 10,000 units	2016/02/26	200,000,000	2015/11/18
69156	Credit Suisse AG	HSI R Bear CBBC Feb 2016 T	0.2500	22,553 per 10,000 units	22,353 per 10,000 units	2016/02/26	200,000,000	2015/11/18
69100	HK Bank	CKH R Bull CBBC Dec 2016 A	0.2500	84.88 per 100 units	86.88 per 100 units	2016/12/19	60,000,000	2015/11/18
69109	HK Bank	CKP R Bull CBBC Oct 2016 A	0.2500	43.38 per 100 units	44.88 per 100 units	2016/10/24	50,000,000	2015/11/18
69111	HK Bank	CKP R Bull CBBC Dec 2016 A	0.2500	37.38 per 100 units	38.88 per 100 units	2016/12/12	50,000,000	2015/11/18
69126	HK Bank	Galaxy Ent R Bull CBBC Oct 2016 D	0.5300	20.3800	22.3800	2016/10/31	50,000,000	2015/11/18
69125	HK Bank	Galaxy Ent R Bull CBBC Dec 2016 C	0.2500	16.88 per 100 units	18.88 per 100 units	2016/12/12	50,000,000	2015/11/18
69093	HK Bank	HSI R Bear CBBC Aug 2016 I	0.2500	22,688 per 15,000 units	22,488 per 15,000 units	2016/08/30	100,000,000	2015/11/18
69098	HK Bank	SHK Ppt R Bull CBBC Dec 2016 D	0.2500	80.98 per 100 units	84.98 per 100 units	2016/12/23	60,000,000	2015/11/18
69102	HK Bank	TCH R Bear CBBC Jul 2016 G	0.2500	157.88 per 100 units	155.88 per 100 units	2016/07/25	100,000,000	2015/11/18
69195	J P Morgan SP BV	HSI R Bull CBBC Oct 2016 B	0.2500	22,150 per 10,000 units	22,350 per 10,000 units	2016/10/28	200,000,000	2015/11/18
69203	J P Morgan SP BV	HSI R Bear CBBC Feb 2016 R	0.2500	23,050 per 10,000 units	22,850 per 10,000 units	2016/02/26	200,000,000	2015/11/18
69201	J P Morgan SP BV	HSI R Bear CBBC Mar 2016 C	0.2500	22,700 per 10,000 units	22,500 per 10,000 units	2016/03/30	200,000,000	2015/11/18
69200	J P Morgan SP BV	HSI R Bear CBBC Mar 2016 S	0.2500	22,553 per 10,000 units	22,353 per 10,000 units	2016/03/30	200,000,000	2015/11/18
69127	SGA Societe Generale Acceptance N.V.	HSI R Bull CBBC Oct16 G	0.2500	22,258 per 10,000 units	22,358 per 10,000 units	2016/10/28	200,000,000	2015/11/18

Newly listed callable bull/bear contracts (continued)

Code	Issuer	Name of issue	Issue prices (HK\$)	Strike price (HKD) / Strike level per 10 units	Call price (HKD) / Call level per 10 units	Expiry date	No. of issue (units)	Listing date
69133	SGA Societe Generale Acceptance N.V.	HSI R Bear CBBC Jun16 A	0.2500	22,538 per 10,000 units	22,438 per 10,000 units	2016/06/29	200,000,000	2015/11/18
69157	UBS AG	HSI R Bull CBBC Sep 2016 K	0.2500	22,200 per 10,000 units	22,400 per 10,000 units	2016/09/29	200,000,000	2015/11/18
69168	UBS AG	HSI R Bear CBBC Feb 2016 R	0.2500	22,600 per 10,000 units	22,400 per 10,000 units	2016/02/26	200,000,000	2015/11/18
69169	UBS AG	HSI R Bear CBBC Feb 2016 V	0.2500	22,900 per 12,000 units	22,650 per 12,000 units	2016/02/26	200,000,000	2015/11/18
69355	BNP Paribas Arbit Issu B.V.	HKEx R Bull CBBC Sep 2016 D	0.2500	205 per 100 units	210 per 100 units	2016/09/30	40,000,000	2015/11/19
69353	BNP Paribas Arbit Issu B.V.	HSI R Bull CBBC Oct 2016 H	0.2500	22,600 per 10,000 units	22,800 per 10,000 units	2016/10/28	250,000,000	2015/11/19
69354	BNP Paribas Arbit Issu B.V.	HSI R Bear CBBC May 2016 A	0.2500	23,100 per 10,000 units	22,900 per 10,000 units	2016/05/30	200,000,000	2015/11/19
69279	Credit Suisse AG	HSI R Bull CBBC Oct 2016 O	0.2500	22,150 per 10,000 units	22,350 per 10,000 units	2016/10/28	200,000,000	2015/11/19
69281	Credit Suisse AG	HSI R Bull CBBC Oct 2016 P	0.2500	22,300 per 10,000 units	22,500 per 10,000 units	2016/10/28	200,000,000	2015/11/19
69282	Credit Suisse AG	HSI R Bull CBBC Oct 2016 Q	0.2500	22,450 per 10,000 units	22,650 per 10,000 units	2016/10/28	200,000,000	2015/11/19
69303	Credit Suisse AG	HSI R Bull CBBC Oct 2016 R	0.2500	22,650 per 10,000 units	22,850 per 10,000 units	2016/10/28	200,000,000	2015/11/19
69272	Credit Suisse AG	HSI R Bear CBBC Mar 2016 A	0.2500	23,000 per 10,000 units	22,800 per 10,000 units	2016/03/30	200,000,000	2015/11/19
69243	Credit Suisse AG	HSI R Bear CBBC Mar 2016 O	0.2500	22,650 per 10,000 units	22,450 per 10,000 units	2016/03/30	200,000,000	2015/11/19
69250	Credit Suisse AG	HSI R Bear CBBC Mar 2016 P	0.2500	22,800 per 10,000 units	22,600 per 10,000 units	2016/03/30	200,000,000	2015/11/19
69219	HK Bank	AIA R Bull CBBC Oct 2016 E	1.0100	36.9800	37.9800	2016/10/24	60,000,000	2015/11/19
69218	HK Bank	China Life R Bear CBBC Oct 2016 C	0.3900	31.4800	30.8800	2016/10/31	50,000,000	2015/11/19
69213	HK Bank	Sinopec Corp R Bull CBBC Nov 2016 D	0.2500	3.9800	4.2800	2016/11/30	80,000,000	2015/11/19
69227	HK Bank	PetCh R Bull CBBC Dec 2016 F	0.2500	4.5300	4.8800	2016/12/08	60,000,000	2015/11/19
69217	HK Bank	TCH R Bull CBBC Dec 2016 A	0.2500	131.88 per 100 units	133.88 per 100 units	2016/12/19	100,000,000	2015/11/19
69356	J P Morgan SP BV	China Mobile R Bull CBBC Oct 2016 A	0.2500	88.88 per 100 units	90.88 per 100 units	2016/10/14	100,000,000	2015/11/19
69391	J P Morgan SP BV	HSI R Bull CBBC Nov 2016 C	0.2500	22,688 per 10,000 units	22,888 per 10,000 units	2016/11/29	150,000,000	2015/11/19
69410	J P Morgan SP BV	HSI R Bull CBBC Nov 2016 E	0.2500	22,300 per 10,000 units	22,500 per 10,000 units	2016/11/29	150,000,000	2015/11/19
69411	J P Morgan SP BV	HSI R Bear CBBC Feb 2016 N	0.2500	23,250 per 10,000 units	23,050 per 10,000 units	2016/02/26	150,000,000	2015/11/19
69304	J P Morgan SP BV	HSI R Bear CBBC Feb 2016 Q	0.2500	22,600 per 10,000 units	22,400 per 10,000 units	2016/02/26	150,000,000	2015/11/19
69415	J P Morgan SP BV	HSI R Bear CBBC Mar 2016 B	0.2500	23,550 per 10,000 units	23,350 per 10,000 units	2016/03/30	150,000,000	2015/11/19
69305	J P Morgan SP BV	HSI R Bear CBBC Mar 2016 T	0.2500	22,900 per 10,000 units	22,700 per 10,000 units	2016/03/30	150,000,000	2015/11/19
69364	J P Morgan SP BV	Tencent R Bull CBBC Jun 2016 F	0.2500	149.88 per 100 units	152.88 per 100 units	2016/06/17	100,000,000	2015/11/19
69366	J P Morgan SP BV	Tencent R Bear CBBC Dec 2016 A	0.2800	180.88 per 100 units	178.88 per 100 units	2016/12/16	100,000,000	2015/11/19
69275	Macquarie Bank Ltd.	HSI R Bull CBBC May 2016 D	0.2500	21,900 per 15,000 units	22,100 per 15,000 units	2016/05/30	40,000,000	2015/11/19
69276	Macquarie Bank Ltd.	HSI R Bear CBBC May 2016 F	0.2500	24,050 per 15,000 units	23,850 per 15,000 units	2016/05/30	40,000,000	2015/11/19
69278	Macquarie Bank Ltd.	HSI R Bear CBBC May 2016 G	0.2550	24,300 per 15,000 units	24,100 per 15,000 units	2016/05/30	40,000,000	2015/11/19
69307	SGA Societe Generale Acceptance N.V.	HSI R Bull CBBC May16 X	0.2500	22,308 per 10,000 units	22,408 per 10,000 units	2016/05/30	200,000,000	2015/11/19
69342	SGA Societe Generale Acceptance N.V.	HSI R Bull CBBC Jun16 V	0.2500	22,658 per 10,000 units	22,758 per 10,000 units	2016/06/29	200,000,000	2015/11/19
69312	SGA Societe Generale Acceptance N.V.	HSI R Bull CBBC Oct16 H	0.2500	22,508 per 10,000 units	22,608 per 10,000 units	2016/10/28	200,000,000	2015/11/19
69231	SGA Societe Generale Acceptance N.V.	HSI R Bear CBBC Apr16 I	0.2500	22,688 per 10,000 units	22,588 per 10,000 units	2016/04/28	200,000,000	2015/11/19
69236	SGA Societe Generale Acceptance N.V.	HSI R Bear CBBC Apr16 S	0.2500	22,938 per 10,000 units	22,838 per 10,000 units	2016/04/28	200,000,000	2015/11/19
69230	SGA Societe Generale Acceptance N.V.	HSI R Bear CBBC Apr16 X	0.2500	22,488 per 10,000 units	22,388 per 10,000 units	2016/04/28	200,000,000	2015/11/19
69459	UBS AG	HSI R Bull CBBC Jun 2016 N	0.2500	22,350 per 12,000 units	22,550 per 12,000 units	2016/06/29	200,000,000	2015/11/19
69460	UBS AG	HSI R Bull CBBC Oct 2016 M	0.2500	22,150 per 12,000 units	22,350 per 12,000 units	2016/10/28	200,000,000	2015/11/19
69457	UBS AG	HSI R Bull CBBC Dec 2016 D	0.2500	22,650 per 12,000 units	22,850 per 12,000 units	2016/12/29	200,000,000	2015/11/19
69458	UBS AG	HSI R Bull CBBC Dec 2016 E	0.2500	22,500 per 10,000 units	22,700 per 10,000 units	2016/12/29	200,000,000	2015/11/19
69454	UBS AG	HSI R Bear CBBC Feb 2016 Q	0.2500	22,900 per 10,000 units	22,700 per 10,000 units	2016/02/26	200,000,000	2015/11/19
69419	UBS AG	HSI R Bear CBBC Feb 2016 W	0.2500	22,700 per 10,000 units	22,500 per 10,000 units	2016/02/26	200,000,000	2015/11/19

Newly listed callable bull/bear contracts (continued)

Code	Issuer	Name of issue	Issue prices (HK\$)	Strike price (HKD) / Strike level per 10 units	Call price (HKD) / Call level per 10 units	Expiry date	No. of issue (units)	Listing date
69455	UBS AG	HSI R Bear CBBC Feb 2016 Z	0.2500	23,050 per 12,000 units	22,850 per 12,000 units	2016/02/26	200,000,000	2015/11/19
69517	BNP Paribas Arbit Issu B.V.	HSI R Bull CBBC Oct 2016 I	0.2500	22,200 per 10,000 units	22,400 per 10,000 units	2016/10/28	250,000,000	2015/11/20
69523	Credit Suisse AG	HSI R Bull CBBC Nov 2016 J	0.2500	22,600 per 10,000 units	22,800 per 10,000 units	2016/11/29	200,000,000	2015/11/20
69524	Credit Suisse AG	HSI R Bull CBBC Nov 2016 K	0.2500	22,350 per 10,000 units	22,550 per 10,000 units	2016/11/29	200,000,000	2015/11/20
69526	Credit Suisse AG	HSI R Bear CBBC Feb 2016 A	0.2500	23,050 per 10,000 units	22,850 per 10,000 units	2016/02/26	200,000,000	2015/11/20
69530	Credit Suisse AG	HSI R Bear CBBC Feb 2016 R	0.2500	22,750 per 10,000 units	22,550 per 10,000 units	2016/02/26	200,000,000	2015/11/20
69542	Credit Suisse AG	HSI R Bear CBBC Apr 2016 W	0.2500	22,597 per 10,000 units	22,397 per 10,000 units	2016/04/28	200,000,000	2015/11/20
69466	HK Bank	HKEx R Bull CBBC Sep 2016 J	0.2500	208.88 per 100 units	211.88 per 100 units	2016/09/26	100,000,000	2015/11/20
69465	HK Bank	HKEx R Bull CBBC Oct 2016 M	0.2500	198.88 per 100 units	201.88 per 100 units	2016/10/21	100,000,000	2015/11/20
69464	HK Bank	HSCEI R Bull CBBC Jul 2016 H	0.2500	9,998 per 10,000 units	10,198 per 10,000 units	2016/07/28	100,000,000	2015/11/20
69462	HK Bank	HSI R Bull CBBC Jul 2016 Z	0.2500	22,198 per 15,000 units	22,398 per 15,000 units	2016/07/28	150,000,000	2015/11/20
69463	HK Bank	HSI R Bull CBBC Aug 2016 R	0.2500	22,598 per 15,000 units	22,798 per 15,000 units	2016/08/30	150,000,000	2015/11/20
69559	J P Morgan SP BV	HKEx R Bull CBBC Sep 2016 C	0.2500	203.88 per 100 units	208.88 per 100 units	2016/09/15	100,000,000	2015/11/20
69570	J P Morgan SP BV	HKEx R Bear CBBC Jul 2016 B	0.2500	225.88 per 100 units	218.88 per 100 units	2016/07/15	100,000,000	2015/11/20
69579	J P Morgan SP BV	HSI R Bull CBBC Sep 2016 V	0.2500	22,196 per 10,000 units	22,396 per 10,000 units	2016/09/29	200,000,000	2015/11/20
69478	J P Morgan SP BV	HSI R Bull CBBC Oct 2016 C	0.2500	22,500 per 10,000 units	22,700 per 10,000 units	2016/10/28	150,000,000	2015/11/20
69573	J P Morgan SP BV	HSI R Bear CBBC Apr 2016 I	0.2500	22,988 per 10,000 units	22,788 per 10,000 units	2016/04/28	200,000,000	2015/11/20
69578	J P Morgan SP BV	HSI R Bear CBBC Apr 2016 J	0.2500	22,688 per 10,000 units	22,488 per 10,000 units	2016/04/28	200,000,000	2015/11/20
69473	SGA Societe Generale Acceptance N.V.	HSI R Bull CBBC May16 T	0.2500	22,408 per 10,000 units	22,508 per 10,000 units	2016/05/30	200,000,000	2015/11/20
69476	SGA Societe Generale Acceptance N.V.	HSI R Bull CBBC May16 U	0.2500	22,608 per 10,000 units	22,708 per 10,000 units	2016/05/30	200,000,000	2015/11/20
69477	SGA Societe Generale Acceptance N.V.	HSI R Bull CBBC Oct16 I	0.2500	22,758 per 10,000 units	22,858 per 10,000 units	2016/10/28	200,000,000	2015/11/20
69549	SGA Societe Generale Acceptance N.V.	HSI R Bear CBBC May16 T	0.2500	22,838 per 10,000 units	22,738 per 10,000 units	2016/05/30	200,000,000	2015/11/20
69546	SGA Societe Generale Acceptance N.V.	HSI R Bear CBBC Jun16 B	0.2500	22,638 per 10,000 units	22,538 per 10,000 units	2016/06/29	200,000,000	2015/11/20
69505	UBS AG	China Mobile R Bull CBBC Oct 2016 C	0.2500	85.70 per 100 units	87.70 per 100 units	2016/10/24	50,000,000	2015/11/20
69490	UBS AG	HSI R Bull CBBC Sep 2016 G	0.2500	22,400 per 10,000 units	22,600 per 10,000 units	2016/09/29	200,000,000	2015/11/20
69489	UBS AG	HSI R Bull CBBC Oct 2016 N	0.2500	22,600 per 10,000 units	22,800 per 10,000 units	2016/10/28	200,000,000	2015/11/20
69629	BNP Paribas Arbit Issu B.V.	HSI R Bull CBBC Nov 2016 H	0.2500	22,100 per 10,000 units	22,300 per 10,000 units	2016/11/29	250,000,000	2015/11/23
69617	BNP Paribas Arbit Issu B.V.	HSI R Bull CBBC Nov 2016 J	0.2500	21,900 per 10,000 units	22,100 per 10,000 units	2016/11/29	250,000,000	2015/11/23
69618	BNP Paribas Arbit Issu B.V.	HSI R Bull CBBC Dec 2016 O	0.2500	22,000 per 10,000 units	22,200 per 10,000 units	2016/12/29	250,000,000	2015/11/23
69616	BNP Paribas Arbit Issu B.V.	HSI R Bull CBBC Dec 2016 Y	0.2500	21,800 per 10,000 units	22,000 per 10,000 units	2016/12/29	250,000,000	2015/11/23
69654	BNP Paribas Arbit Issu B.V.	HSI R Bear CBBC Mar 2016 C	0.2500	22,300 per 10,000 units	22,100 per 10,000 units	2016/03/30	200,000,000	2015/11/23
69659	BNP Paribas Arbit Issu B.V.	HSI R Bear CBBC Mar 2016 P	0.2500	22,500 per 10,000 units	22,300 per 10,000 units	2016/03/30	200,000,000	2015/11/23
69656	BNP Paribas Arbit Issu B.V.	HSI R Bear CBBC Apr 2016 Y	0.2500	22,400 per 10,000 units	22,200 per 10,000 units	2016/04/28	200,000,000	2015/11/23
69660	Credit Suisse AG	HSI R Bull CBBC Nov 2016 L	0.2500	22,138 per 12,000 units	22,388 per 12,000 units	2016/11/29	200,000,000	2015/11/23
69661	Credit Suisse AG	HSI R Bull CBBC Nov 2016 M	0.2500	22,000 per 10,000 units	22,200 per 10,000 units	2016/11/29	200,000,000	2015/11/23
69676	Credit Suisse AG	HSI R Bull CBBC Nov 2016 N	0.2500	21,800 per 10,000 units	22,000 per 10,000 units	2016/11/29	200,000,000	2015/11/23
69678	Credit Suisse AG	HSI R Bear CBBC Mar 2016 Q	0.2500	22,450 per 10,000 units	22,250 per 10,000 units	2016/03/30	200,000,000	2015/11/23
69681	Credit Suisse AG	HSI R Bear CBBC Mar 2016 V	0.2500	22,211 per 10,000 units	22,011 per 10,000 units	2016/03/30	200,000,000	2015/11/23
69751	J P Morgan SP BV	HKEx R Bear CBBC Jul 2016 C	0.2500	215.88 per 100 units	208.88 per 100 units	2016/07/15	100,000,000	2015/11/23
69639	J P Morgan SP BV	HSCEI R Bull CBBC Oct 2016 B	0.2500	9,800 per 10,000 units	10,000 per 10,000 units	2016/10/28	100,000,000	2015/11/23
69640	J P Morgan SP BV	HSI R Bull CBBC Sep 2016 W	0.2500	22,100 per 10,000 units	22,300 per 10,000 units	2016/09/29	150,000,000	2015/11/23
69641	J P Morgan SP BV	HSI R Bull CBBC Oct 2016 D	0.2500	21,800 per 10,000 units	22,000 per 10,000 units	2016/10/28	150,000,000	2015/11/23
69752	J P Morgan SP BV	HSI R Bear CBBC Feb 2016 S	0.2500	22,211 per 10,000 units	22,011 per 10,000 units	2016/02/26	150,000,000	2015/11/23

Newly listed callable bull/bear contracts (continued)

Code	Issuer	Name of issue	Issue prices (HK\$)	Strike price (HKD) / Strike level per 10 units	Call price (HKD) / Call level per 10 units	Expiry date	No. of issue (units)	Listing date
69762	J P Morgan SP BV	HSI R Bear CBBC Mar 2016 U	0.2500	22,500 per 10,000 units	22,300 per 10,000 units	2016/03/30	150,000,000	2015/11/23
69731	J P Morgan SP BV	Tencent R Bear CBBC Jun 2016 C	0.2500	153.88 per 100 units	150.88 per 100 units	2016/06/17	100,000,000	2015/11/23
69652	Macquarie Bank Ltd.	HSI R Bear CBBC May 2016 H	0.2500	22,700 per 15,000 units	22,500 per 15,000 units	2016/05/30	40,000,000	2015/11/23
69615	SGA Societe Generale Acceptance N.V.	HSI R Bull CBBC Jun16 A	0.2500	22,208 per 10,000 units	22,308 per 10,000 units	2016/06/29	200,000,000	2015/11/23
69598	SGA Societe Generale Acceptance N.V.	HSI R Bull CBBC Jun16 D	0.2500	21,558 per 10,000 units	21,658 per 10,000 units	2016/06/29	200,000,000	2015/11/23
69599	SGA Societe Generale Acceptance N.V.	HSI R Bull CBBC Jul16 U	0.2500	21,908 per 10,000 units	22,008 per 10,000 units	2016/07/28	200,000,000	2015/11/23
69613	SGA Societe Generale Acceptance N.V.	HSI R Bull CBBC Sep16 L	0.2500	22,058 per 10,000 units	22,158 per 10,000 units	2016/09/29	200,000,000	2015/11/23
69642	SGA Societe Generale Acceptance N.V.	HSI R Bear CBBC Apr16 E	0.2500	22,138 per 10,000 units	22,038 per 10,000 units	2016/04/28	200,000,000	2015/11/23
69644	SGA Societe Generale Acceptance N.V.	HSI R Bear CBBC Apr16 L	0.2500	22,288 per 10,000 units	22,188 per 10,000 units	2016/04/28	200,000,000	2015/11/23
69650	SGA Societe Generale Acceptance N.V.	HSI R Bear CBBC May16 X	0.2500	22,438 per 10,000 units	22,338 per 10,000 units	2016/05/30	200,000,000	2015/11/23
69704	UBS AG	HSCEI R Bear CBBC Feb 2016 D	0.2500	10,700 per 10,000 units	10,500 per 10,000 units	2016/02/26	200,000,000	2015/11/23
69683	UBS AG	HSI R Bull CBBC Nov 2016 J	0.2500	21,950 per 10,000 units	22,150 per 10,000 units	2016/11/29	200,000,000	2015/11/23
69682	UBS AG	HSI R Bull CBBC Dec 2016 F	0.2500	22,100 per 10,000 units	22,300 per 10,000 units	2016/12/29	200,000,000	2015/11/23
69689	UBS AG	HSI R Bull CBBC Dec 2016 G	0.2500	21,800 per 10,000 units	22,000 per 10,000 units	2016/12/29	200,000,000	2015/11/23
69697	UBS AG	HSI R Bear CBBC Feb 2016 A	0.2500	22,400 per 10,000 units	22,200 per 10,000 units	2016/02/26	200,000,000	2015/11/23
69694	UBS AG	HSI R Bear CBBC Feb 2016 U	0.2500	22,250 per 12,000 units	22,050 per 12,000 units	2016/02/26	200,000,000	2015/11/23
69836	Credit Suisse AG	HSI R Bull CBBC Sep 2016 V	0.2500	22,220 per 12,000 units	22,470 per 12,000 units	2016/09/29	200,000,000	2015/11/24
69837	Credit Suisse AG	HSI R Bull CBBC Sep 2016 W	0.2500	22,050 per 10,000 units	22,250 per 10,000 units	2016/09/29	200,000,000	2015/11/24
69840	Credit Suisse AG	HSI R Bull CBBC Sep 2016 X	0.2500	21,850 per 10,000 units	22,050 per 10,000 units	2016/09/29	200,000,000	2015/11/24
69832	Credit Suisse AG	HSI R Bear CBBC Apr 2016 T	0.2500	22,500 per 10,000 units	22,300 per 10,000 units	2016/04/28	200,000,000	2015/11/24
69831	Credit Suisse AG	HSI R Bear CBBC Apr 2016 X	0.2500	22,250 per 10,000 units	22,050 per 10,000 units	2016/04/28	200,000,000	2015/11/24
69787	Goldman Sachs SP (Asia)	HSI R Bull CBBC Jul 2016 C	0.2600	21,400 per 10,000 units	21,600 per 10,000 units	2016/07/28	200,000,000	2015/11/24
69788	Goldman Sachs SP (Asia)	HSI R Bear CBBC Apr 2016 C	0.2590	23,400 per 10,000 units	23,200 per 10,000 units	2016/04/28	200,000,000	2015/11/24
69768	HK Bank	ABC R Bull CBBC Jan 2017 A	0.2500	2.0300	2.1800	2017/01/16	80,000,000	2015/11/24
69772	HK Bank	China Mobile R Bull CBBC Dec 2016 B	0.2500	79.68 per 100 units	81.68 per 100 units	2016/12/05	120,000,000	2015/11/24
69773	HK Bank	A50 R Bull CBBC Dec 2016 D	0.2500	10.0300	10.1800	2016/12/30	100,000,000	2015/11/24
69774	HK Bank	HS H-SH ETF R Bull CBBC Jan 2017 A	0.2500	82.38 per 100 units	84.38 per 100 units	2017/01/11	100,000,000	2015/11/24
69763	HK Bank	HSI R Bear CBBC May 2016 X	0.2500	22,988 per 15,000 units	22,788 per 15,000 units	2016/05/30	100,000,000	2015/11/24
69764	HK Bank	HSI R Bear CBBC May 2016 Y	0.2500	22,388 per 15,000 units	22,188 per 15,000 units	2016/05/30	100,000,000	2015/11/24
69766	HK Bank	HSI R Bear CBBC Oct 2016 F	0.2500	23,578 per 20,000 units	23,328 per 20,000 units	2016/10/28	400,000,000	2015/11/24
69915	J P Morgan SP BV	HSCEI R Bear CBBC Apr 2016 U	0.2500	11,000 per 10,000 units	10,800 per 10,000 units	2016/04/28	100,000,000	2015/11/24
69822	J P Morgan SP BV	HSI R Bull CBBC Dec 2016 X	0.2500	22,250 per 10,000 units	22,450 per 10,000 units	2016/12/29	150,000,000	2015/11/24
69823	J P Morgan SP BV	HSI R Bull CBBC Dec 2016 Y	0.2500	21,900 per 10,000 units	22,100 per 10,000 units	2016/12/29	150,000,000	2015/11/24
69953	J P Morgan SP BV	HSI R Bull CBBC Dec 2016 Z	0.2500	21,550 per 10,000 units	21,750 per 10,000 units	2016/12/29	150,000,000	2015/11/24
69819	J P Morgan SP BV	HSI R Bear CBBC Feb 2016 T	0.2500	22,300 per 10,000 units	22,100 per 10,000 units	2016/02/26	150,000,000	2015/11/24
69917	J P Morgan SP BV	HSI R Bear CBBC Mar 2016 V	0.2500	22,650 per 10,000 units	22,450 per 10,000 units	2016/03/30	150,000,000	2015/11/24
69931	J P Morgan SP BV	HSI R Bear CBBC Mar 2016 W	0.2500	22,950 per 10,000 units	22,750 per 10,000 units	2016/03/30	150,000,000	2015/11/24
69814	SGA Societe Generale Acceptance N.V.	HSI R Bull CBBC May16 Y	0.2500	22,158 per 10,000 units	22,258 per 10,000 units	2016/05/30	200,000,000	2015/11/24
69816	SGA Societe Generale Acceptance N.V.	HSI R Bull CBBC Jun16 J	0.2500	22,358 per 10,000 units	22,458 per 10,000 units	2016/06/29	200,000,000	2015/11/24
69802	SGA Societe Generale Acceptance N.V.	HSI R Bull CBBC Oct16 J	0.2500	21,958 per 10,000 units	22,058 per 10,000 units	2016/10/28	200,000,000	2015/11/24
69786	SGA Societe Generale Acceptance N.V.	HSI R Bear CBBC May16 S	0.2500	22,338 per 10,000 units	22,238 per 10,000 units	2016/05/30	200,000,000	2015/11/24
69784	SGA Societe Generale Acceptance N.V.	HSI R Bear CBBC May16 Y	0.2500	22,188 per 10,000 units	22,088 per 10,000 units	2016/05/30	200,000,000	2015/11/24
69854	UBS AG	HSI R Bull CBBC Sep 2016 M	0.2500	22,250 per 10,000 units	22,450 per 10,000 units	2016/09/29	200,000,000	2015/11/24

Newly listed callable bull/bear contracts (continued)

Code	Issuer	Name of issue	Issue prices (HK\$)	Strike price (HKD) / Strike level per 10 units	Call price (HKD) / Call level per 10 units	Expiry date	No. of issue (units)	Listing date
69866	UBS AG	HSI R Bull CBBC Oct 2016 O	0.2500	22,000 per 12,000 units	22,250 per 12,000 units	2016/10/28	200,000,000	2015/11/24
69876	UBS AG	HSI R Bull CBBC Oct 2016 P	0.2500	21,900 per 10,000 units	22,100 per 10,000 units	2016/10/28	200,000,000	2015/11/24
69843	UBS AG	HSI R Bear CBBC Feb 2016 D	0.2500	22,300 per 10,000 units	22,100 per 10,000 units	2016/02/26	200,000,000	2015/11/24
69848	UBS AG	HSI R Bear CBBC Feb 2016 J	0.2500	22,650 per 12,000 units	22,450 per 12,000 units	2016/02/26	200,000,000	2015/11/24
69844	UBS AG	HSI R Bear CBBC Feb 2016 S	0.2500	22,500 per 10,000 units	22,300 per 10,000 units	2016/02/26	200,000,000	2015/11/24
60033	Credit Suisse AG	HSI R Bull CBBC Oct 2016 S	0.2500	21,950 per 10,000 units	22,150 per 10,000 units	2016/10/28	200,000,000	2015/11/25
60036	Credit Suisse AG	HSI R Bull CBBC Oct 2016 T	0.2500	21,688 per 10,000 units	21,888 per 10,000 units	2016/10/28	200,000,000	2015/11/25
60040	Credit Suisse AG	HSI R Bear CBBC Mar 2016 W	0.2500	22,400 per 10,000 units	22,200 per 10,000 units	2016/03/30	200,000,000	2015/11/25
69973	Bank of East Asia	China Mobile R Bull CBBC Dec 2016 B	0.2500	79.88 per 100 units	81.88 per 100 units	2016/12/19	40,000,000	2015/11/25
69987	Bank of East Asia	Galaxy Ent R Bull CBBC Dec 2016 C	0.5200	18.8000	19.8000	2016/12/07	20,000,000	2015/11/25
69990	Bank of East Asia	HSBC Holdings R Bull CBBC Nov 2016 B	0.2500	53 per 100 units	54.80 per 100 units	2016/11/02	40,000,000	2015/11/25
69989	Bank of East Asia	PetCh R Bull CBBC Dec 2016 B	0.2500	4.5000	4.8000	2016/12/05	50,000,000	2015/11/25
69992	Bank of East Asia	Ping An R Bull CBBC Nov 2016 A	0.2500	37.80 per 100 units	38.80 per 100 units	2016/11/01	60,000,000	2015/11/25
60032	J P Morgan SP BV	HSCEI R Bear CBBC Apr 2016 V	0.2500	10,700 per 10,000 units	10,500 per 10,000 units	2016/04/28	100,000,000	2015/11/25
60008	J P Morgan SP BV	HSI R Bull CBBC Oct 2016 I	0.2500	22,000 per 10,000 units	22,200 per 10,000 units	2016/10/28	150,000,000	2015/11/25
60014	J P Morgan SP BV	HSI R Bull CBBC Dec 2016 F	0.2500	21,650 per 10,000 units	21,850 per 10,000 units	2016/12/29	150,000,000	2015/11/25
60030	J P Morgan SP BV	HSI R Bull CBBC Dec 2016 K	0.2500	21,350 per 10,000 units	21,550 per 10,000 units	2016/12/29	150,000,000	2015/11/25
60174	J P Morgan SP BV	HSI R Bear CBBC Mar 2016 Y	0.2500	22,400 per 10,000 units	22,200 per 10,000 units	2016/03/30	150,000,000	2015/11/25
60185	J P Morgan SP BV	HSI R Bear CBBC Apr 2016 K	0.2500	22,788 per 10,000 units	22,588 per 10,000 units	2016/04/28	150,000,000	2015/11/25
60138	Macquarie Bank Ltd.	HSI R Bull CBBC May 2016 E	0.2550	20,650 per 15,000 units	20,850 per 15,000 units	2016/05/30	40,000,000	2015/11/25
60167	Macquarie Bank Ltd.	HSI R Bull CBBC May 2016 F	0.2500	20,900 per 15,000 units	21,100 per 15,000 units	2016/05/30	40,000,000	2015/11/25
69954	SGA Societe Generale Acceptance N.V.	HSI R Bull CBBC Oct16 K	0.2500	22,108 per 10,000 units	22,208 per 10,000 units	2016/10/28	200,000,000	2015/11/25
69968	SGA Societe Generale Acceptance N.V.	HSI R Bear CBBC May16 V	0.2500	22,588 per 10,000 units	22,488 per 10,000 units	2016/05/30	200,000,000	2015/11/25
69962	SGA Societe Generale Acceptance N.V.	HSI R Bear CBBC Jun16 C	0.2500	22,388 per 10,000 units	22,288 per 10,000 units	2016/06/29	200,000,000	2015/11/25
60057	UBS AG	CSOP A50 ETF R Bull CBBC Jun 2016 A	0.2500	11.7000	11.9000	2016/06/06	50,000,000	2015/11/25
60052	UBS AG	HSI R Bull CBBC Nov 2016 K	0.2500	21,850 per 12,000 units	22,050 per 12,000 units	2016/11/29	200,000,000	2015/11/25
60050	UBS AG	HSI R Bull CBBC Dec 2016 H	0.2500	22,000 per 10,000 units	22,200 per 10,000 units	2016/12/29	200,000,000	2015/11/25
60094	UBS AG	HSI R Bear CBBC Mar 2016 N	0.2500	22,500 per 12,000 units	22,250 per 12,000 units	2016/03/30	200,000,000	2015/11/25
60363	BNP Paribas Arbit Issu B.V.	HSI R Bull CBBC Nov 2016 P	0.2500	22,300 per 10,000 units	22,500 per 10,000 units	2016/11/29	250,000,000	2015/11/26
60218	BNP Paribas Arbit Issu B.V.	HSI R Bear CBBC Mar 2016 U	0.2500	22,700 per 10,000 units	22,500 per 10,000 units	2016/03/30	200,000,000	2015/11/26
60215	BNP Paribas Arbit Issu B.V.	HSI R Bear CBBC Apr 2016 M	0.2500	22,600 per 10,000 units	22,400 per 10,000 units	2016/04/28	200,000,000	2015/11/26
60310	Credit Suisse AG	HSI R Bull CBBC Nov 2016 O	0.2500	21,900 per 10,000 units	22,100 per 10,000 units	2016/11/29	200,000,000	2015/11/26
60319	Credit Suisse AG	HSI R Bull CBBC Nov 2016 P	0.2500	22,100 per 10,000 units	22,300 per 10,000 units	2016/11/29	200,000,000	2015/11/26
60340	Credit Suisse AG	HSI R Bull CBBC Nov 2016 Q	0.2500	22,300 per 10,000 units	22,500 per 10,000 units	2016/11/29	200,000,000	2015/11/26
60285	Credit Suisse AG	HSI R Bear CBBC Mar 2016 X	0.2500	22,550 per 10,000 units	22,350 per 10,000 units	2016/03/30	200,000,000	2015/11/26
60286	Credit Suisse AG	HSI R Bear CBBC Mar 2016 Y	0.2500	22,700 per 10,000 units	22,500 per 10,000 units	2016/03/30	200,000,000	2015/11/26
60364	J P Morgan SP BV	HSI R Bull CBBC Nov 2016 F	0.2500	22,300 per 10,000 units	22,500 per 10,000 units	2016/11/29	150,000,000	2015/11/26
60356	J P Morgan SP BV	HSI R Bull CBBC Jan 2017 H	0.2500	21,888 per 10,000 units	22,088 per 10,000 units	2017/01/26	150,000,000	2015/11/26
60238	J P Morgan SP BV	HSI R Bear CBBC Mar 2016 X	0.2500	22,700 per 10,000 units	22,500 per 10,000 units	2016/03/30	150,000,000	2015/11/26
60343	J P Morgan SP BV	HSI R Bear CBBC Apr 2016 A	0.2500	23,088 per 10,000 units	22,888 per 10,000 units	2016/04/28	150,000,000	2015/11/26
60219	J P Morgan SP BV	HSI R Bear CBBC Apr 2016 L	0.2500	22,488 per 10,000 units	22,288 per 10,000 units	2016/04/28	150,000,000	2015/11/26
60246	SGA Societe Generale Acceptance N.V.	HSI R Bull CBBC Jun16 T	0.2500	22,008 per 10,000 units	22,108 per 10,000 units	2016/06/29	200,000,000	2015/11/26
60261	SGA Societe Generale Acceptance N.V.	HSI R Bull CBBC Oct16 L	0.2500	22,258 per 10,000 units	22,358 per 10,000 units	2016/10/28	200,000,000	2015/11/26

Newly listed callable bull/bear contracts (continued)

Code	Issuer	Name of issue	Issue prices (HK\$)	Strike price (HKD) / Strike level per 10 units	Call price (HKD) / Call level per 10 units	Expiry date	No. of issue (units)	Listing date
60211	SGA Societe Generale Acceptance N.V.	HSI R Bear CBBC Apr16 H	0.2500	22,488 per 10,000 units	22,388 per 10,000 units	2016/04/28	200,000,000	2015/11/26
60212	SGA Societe Generale Acceptance N.V.	HSI R Bear CBBC Jun16 F	0.2500	22,788 per 10,000 units	22,688 per 10,000 units	2016/06/29	200,000,000	2015/11/26
60284	UBS AG	HSI R Bull CBBC Dec 2016 I	0.2500	22,300 per 10,000 units	22,500 per 10,000 units	2016/12/29	200,000,000	2015/11/26
60264	UBS AG	HSI R Bear CBBC Feb 2016 R	0.2500	22,550 per 10,000 units	22,350 per 10,000 units	2016/02/26	200,000,000	2015/11/26
60282	UBS AG	HSI R Bear CBBC Feb 2016 W	0.2500	22,700 per 10,000 units	22,500 per 10,000 units	2016/02/26	200,000,000	2015/11/26
60501	BNP Paribas Arbit Issu B.V.	HSI R Bull CBBC Oct 2016 J	0.2500	22,400 per 10,000 units	22,600 per 10,000 units	2016/10/28	250,000,000	2015/11/27
60502	BNP Paribas Arbit Issu B.V.	HSI R Bull CBBC Nov 2016 A	0.2500	22,500 per 10,000 units	22,700 per 10,000 units	2016/11/29	250,000,000	2015/11/27
60500	BNP Paribas Arbit Issu B.V.	HSI R Bull CBBC Nov 2016 R	0.2500	22,300 per 10,000 units	22,500 per 10,000 units	2016/11/29	250,000,000	2015/11/27
60374	BNP Paribas Arbit Issu B.V.	HSI R Bear CBBC Apr 2016 O	0.2500	22,800 per 10,000 units	22,600 per 10,000 units	2016/04/28	200,000,000	2015/11/27
60394	BNP Paribas Arbit Issu B.V.	HSI R Bear CBBC Apr 2016 Z	0.2500	23,000 per 10,000 units	22,800 per 10,000 units	2016/04/28	200,000,000	2015/11/27
60384	BNP Paribas Arbit Issu B.V.	HSI R Bear CBBC May 2016 B	0.2500	22,900 per 10,000 units	22,700 per 10,000 units	2016/05/30	200,000,000	2015/11/27
60486	Credit Suisse AG	HSI R Bull CBBC Dec 2016 G	0.2500	22,504 per 12,000 units	22,754 per 12,000 units	2016/12/29	200,000,000	2015/11/27
60488	Credit Suisse AG	HSI R Bull CBBC Dec 2016 H	0.2500	22,350 per 10,000 units	22,550 per 10,000 units	2016/12/29	200,000,000	2015/11/27
60489	Credit Suisse AG	HSI R Bull CBBC Dec 2016 I	0.2500	22,200 per 10,000 units	22,400 per 10,000 units	2016/12/29	200,000,000	2015/11/27
60484	Credit Suisse AG	HSI R Bear CBBC Feb 2016 F	0.2500	22,850 per 10,000 units	22,650 per 10,000 units	2016/02/26	200,000,000	2015/11/27
60470	Credit Suisse AG	HSI R Bear CBBC Feb 2016 T	0.2500	22,658 per 10,000 units	22,458 per 10,000 units	2016/02/26	200,000,000	2015/11/27
60520	J P Morgan SP BV	HSI R Bull CBBC Sep 2016 X	0.2500	22,388 per 10,000 units	22,588 per 10,000 units	2016/09/29	150,000,000	2015/11/27
60507	J P Morgan SP BV	HSI R Bull CBBC Oct 2016 K	0.2500	22,554 per 10,000 units	22,754 per 10,000 units	2016/10/28	150,000,000	2015/11/27
60523	J P Morgan SP BV	HSI R Bull CBBC Oct 2016 L	0.2500	22,050 per 10,000 units	22,250 per 10,000 units	2016/10/28	150,000,000	2015/11/27
60524	J P Morgan SP BV	HSI R Bear CBBC Feb 2016 V	0.2500	23,650 per 10,000 units	23,450 per 10,000 units	2016/02/26	150,000,000	2015/11/27
60497	J P Morgan SP BV	HSI R Bear CBBC Feb 2016 Z	0.2500	22,657 per 10,000 units	22,457 per 10,000 units	2016/02/26	150,000,000	2015/11/27
60498	J P Morgan SP BV	HSI R Bear CBBC Mar 2016 Z	0.2500	22,900 per 10,000 units	22,700 per 10,000 units	2016/03/30	150,000,000	2015/11/27
60503	SGA Societe Generale Acceptance N.V.	HSI R Bull CBBC May16 Z	0.2500	22,458 per 10,000 units	22,558 per 10,000 units	2016/05/30	200,000,000	2015/11/27
60504	SGA Societe Generale Acceptance N.V.	HSI R Bull CBBC Oct16 M	0.2500	22,608 per 10,000 units	22,708 per 10,000 units	2016/10/28	200,000,000	2015/11/27
60415	UBS AG	HSI R Bull CBBC Oct 2016 Q	0.2500	22,400 per 10,000 units	22,600 per 10,000 units	2016/10/28	200,000,000	2015/11/27
60372	UBS AG	HSI R Bull CBBC Nov 2016 L	0.2500	22,200 per 10,000 units	22,400 per 10,000 units	2016/11/29	200,000,000	2015/11/27
60400	UBS AG	HSI R Bull CBBC Nov 2016 M	0.2500	22,500 per 12,000 units	22,750 per 12,000 units	2016/11/29	200,000,000	2015/11/27
60396	UBS AG	HSI R Bear CBBC Feb 2016 Q	0.2500	22,800 per 10,000 units	22,600 per 10,000 units	2016/02/26	200,000,000	2015/11/27
60642	Credit Suisse AG	HSCEI R Bear CBBC Mar 2016 A	0.2500	11,600 per 10,000 units	11,400 per 10,000 units	2016/03/30	100,000,000	2015/11/30
60643	Credit Suisse AG	HSCEI R Bear CBBC Apr 2016 A	0.2500	12,200 per 10,000 units	12,000 per 10,000 units	2016/04/28	100,000,000	2015/11/30
60670	Credit Suisse AG	HSI R Bull CBBC Aug 2016 Y	0.2500	22,500 per 10,000 units	22,700 per 10,000 units	2016/08/30	200,000,000	2015/11/30
60673	Credit Suisse AG	HSI R Bull CBBC Aug 2016 Z	0.2500	22,250 per 10,000 units	22,450 per 10,000 units	2016/08/30	200,000,000	2015/11/30
60699	Credit Suisse AG	HSI R Bear CBBC Mar 2016 K	0.2500	22,900 per 10,000 units	22,700 per 10,000 units	2016/03/30	200,000,000	2015/11/30
60683	Credit Suisse AG	HSI R Bear CBBC May 2016 S	0.2500	24,700 per 10,000 units	24,500 per 10,000 units	2016/05/30	200,000,000	2015/11/30
60624	Goldman Sachs SP (Asia)	HSI R Bull CBBC Jul 2016 D	0.2500	21,000 per 10,000 units	21,200 per 10,000 units	2016/07/28	200,000,000	2015/11/30
60640	Goldman Sachs SP (Asia)	HSI R Bull CBBC Jul 2016 E	0.2500	21,800 per 10,000 units	22,000 per 10,000 units	2016/07/28	200,000,000	2015/11/30
60641	Goldman Sachs SP (Asia)	HSI R Bear CBBC Apr 2016 D	0.2580	24,400 per 10,000 units	24,200 per 10,000 units	2016/04/28	200,000,000	2015/11/30
60573	HK Bank	AIA R Bear CBBC Dec 2016 A	0.2500	57.28 per 100 units	56.28 per 100 units	2016/12/30	40,000,000	2015/11/30
60612	HK Bank	CC Bank R Bull CBBC Dec 2016 F	0.2500	5.2300	5.3300	2016/12/16	100,000,000	2015/11/30
60621	HK Bank	Galaxy Ent R Bear CBBC Jun 2016 B	0.5500	29.3800	27.3800	2016/06/27	50,000,000	2015/11/30
60610	HK Bank	HKEx R Bull CBBC Sep 2016 K	0.2500	203.88 per 100 units	206.88 per 100 units	2016/09/26	100,000,000	2015/11/30
60526	HK Bank	HSI R Bull CBBC Aug 2016 S	0.2500	22,398 per 15,000 units	22,598 per 15,000 units	2016/08/30	150,000,000	2015/11/30
60572	HK Bank	HSI R Bull CBBC Sep 2016 W	0.2500	21,998 per 15,000 units	22,198 per 15,000 units	2016/09/29	150,000,000	2015/11/30

Newly listed callable bull/bear contracts (continued)

Code	Issuer	Name of issue	Issue prices (HK\$)	Strike price (HKD) / Strike level per 10 units	Call price (HKD) / Call level per 10 units	Expiry date	No. of issue (units)	Listing date
60620	HK Bank	TCH R Bull CBBC Sep 2016 G	0.2500	150.88 per 100 units	152.88 per 100 units	2016/09/26	100,000,000	2015/11/30
60768	J P Morgan SP BV	HSI R Bull CBBC Nov 2016 I	0.2500	22,500 per 10,000 units	22,700 per 10,000 units	2016/11/29	150,000,000	2015/11/30
60746	J P Morgan SP BV	HSI R Bear CBBC Mar 2016 D	0.2500	23,000 per 10,000 units	22,800 per 10,000 units	2016/03/30	200,000,000	2015/11/30
60740	SGA Societe Generale Acceptance N.V.	HSI R Bull CBBC Jun 16 B	0.2500	22,558 per 10,000 units	22,658 per 10,000 units	2016/06/29	200,000,000	2015/11/30
60744	SGA Societe Generale Acceptance N.V.	HSI R Bear CBBC May 16 D	0.2500	22,838 per 10,000 units	22,738 per 10,000 units	2016/05/30	200,000,000	2015/11/30
60732	UBS AG	HSI R Bull CBBC Nov 2016 N	0.2500	22,350 per 12,000 units	22,550 per 12,000 units	2016/11/29	200,000,000	2015/11/30
60731	UBS AG	HSI R Bull CBBC Dec 2016 J	0.2500	22,500 per 10,000 units	22,700 per 10,000 units	2016/12/29	200,000,000	2015/11/30
60723	UBS AG	HSI R Bear CBBC Mar 2016 O	0.2500	23,000 per 10,000 units	22,800 per 10,000 units	2016/03/30	200,000,000	2015/11/30
60806	Credit Suisse AG	HSI R Bull CBBC Oct 2016 U	0.2500	22,450 per 10,000 units	22,650 per 10,000 units	2016/10/28	200,000,000	2015/12/01
60813	Credit Suisse AG	HSI R Bear CBBC Apr 2016 A	0.2500	22,950 per 10,000 units	22,750 per 10,000 units	2016/04/28	200,000,000	2015/12/01
60807	Credit Suisse AG	HSI R Bear CBBC Apr 2016 U	0.2500	22,750 per 10,000 units	22,550 per 10,000 units	2016/04/28	200,000,000	2015/12/01
60820	J P Morgan SP BV	HSI R Bull CBBC Dec 2016 J	0.2500	22,088 per 10,000 units	22,288 per 10,000 units	2016/12/29	150,000,000	2015/12/01
60816	J P Morgan SP BV	HSI R Bull CBBC Dec 2016 L	0.2500	22,400 per 10,000 units	22,600 per 10,000 units	2016/12/29	150,000,000	2015/12/01
60819	J P Morgan SP BV	HSI R Bear CBBC Apr 2016 N	0.2500	22,800 per 10,000 units	22,600 per 10,000 units	2016/04/28	150,000,000	2015/12/01
60824	J P Morgan SP BV	HSI R Bear CBBC Apr 2016 O	0.2500	23,150 per 10,000 units	22,950 per 10,000 units	2016/04/28	150,000,000	2015/12/01
60774	SGA Societe Generale Acceptance N.V.	HSI R Bull CBBC Jul 16R	0.2500	22,508 per 10,000 units	22,608 per 10,000 units	2016/07/28	200,000,000	2015/12/01
60779	SGA Societe Generale Acceptance N.V.	HSI R Bear CBBC Apr 16J	0.2500	22,638 per 10,000 units	22,538 per 10,000 units	2016/04/28	200,000,000	2015/12/01
60778	SGA Societe Generale Acceptance N.V.	HSI R Bear CBBC Jun 16G	0.2500	22,888 per 10,000 units	22,788 per 10,000 units	2016/06/29	200,000,000	2015/12/01
60800	UBS AG	CSOP A50 ETF R Bear CBBC Jun 2016 A	0.2500	14.4800	14.2800	2016/06/13	50,000,000	2015/12/01
60789	UBS AG	HSI R Bull CBBC Oct 2016 R	0.2500	22,250 per 10,000 units	22,450 per 10,000 units	2016/10/28	200,000,000	2015/12/01
60780	UBS AG	HSI R Bull CBBC Nov 2016 O	0.2500	22,450 per 10,000 units	22,650 per 10,000 units	2016/11/29	200,000,000	2015/12/01
60797	UBS AG	HSI R Bear CBBC Mar 2016 P	0.2500	22,900 per 10,000 units	22,700 per 10,000 units	2016/03/30	200,000,000	2015/12/01
60853	BNP Paribas Arbit Issu B.V.	HSCEI R Bear CBBC May 2016 A	0.2500	10,800 per 10,000 units	10,600 per 10,000 units	2016/05/30	100,000,000	2015/12/02
60836	BNP Paribas Arbit Issu B.V.	HSI R Bull CBBC Oct 2016 K	0.2500	22,200 per 10,000 units	22,400 per 10,000 units	2016/10/28	250,000,000	2015/12/02
60848	BNP Paribas Arbit Issu B.V.	HSI R Bear CBBC May 2016 C	0.2500	22,700 per 10,000 units	22,500 per 10,000 units	2016/05/30	200,000,000	2015/12/02
60863	Credit Suisse AG	HSI R Bull CBBC Aug 2016 A	0.2500	22,337 per 12,000 units	22,587 per 12,000 units	2016/08/30	200,000,000	2015/12/02
60864	Credit Suisse AG	HSI R Bear CBBC Mar 2016 J	0.2500	23,000 per 10,000 units	22,800 per 10,000 units	2016/03/30	200,000,000	2015/12/02
60867	Credit Suisse AG	HSI R Bear CBBC Mar 2016 O	0.2500	22,738 per 12,000 units	22,488 per 12,000 units	2016/03/30	200,000,000	2015/12/02
60876	J P Morgan SP BV	HSI R Bull CBBC Oct 2016 H	0.2500	22,200 per 10,000 units	22,400 per 10,000 units	2016/10/28	150,000,000	2015/12/02
60879	J P Morgan SP BV	HSI R Bear CBBC Apr 2016 R	0.2500	22,699 per 10,000 units	22,499 per 10,000 units	2016/04/28	150,000,000	2015/12/02
60854	SGA Societe Generale Acceptance N.V.	HSI R Bull CBBC Jun 16 E	0.2500	22,358 per 10,000 units	22,458 per 10,000 units	2016/06/29	200,000,000	2015/12/02
60857	SGA Societe Generale Acceptance N.V.	HSI R Bear CBBC May 16 F	0.2500	22,588 per 10,000 units	22,488 per 10,000 units	2016/05/30	200,000,000	2015/12/02
60860	SGA Societe Generale Acceptance N.V.	HSI R Bear CBBC May 16 G	0.2500	22,738 per 10,000 units	22,638 per 10,000 units	2016/05/30	200,000,000	2015/12/02
60870	UBS AG	CAM CSI300 R Bull CBBC Oct 2016 C	0.2500	42 per 100 units	43.50 per 100 units	2016/10/03	100,000,000	2015/12/02
60871	UBS AG	HSCEI R Bull CBBC Nov 2016 C	0.2500	9,800 per 10,000 units	10,000 per 10,000 units	2016/11/29	200,000,000	2015/12/02
60872	UBS AG	HSI R Bear CBBC Mar 2016 Q	0.2500	22,900 per 12,000 units	22,650 per 12,000 units	2016/03/30	200,000,000	2015/12/02
60869	UBS AG	TCH R Bull CBBC Jul 2016 C	0.2500	144.88 per 100 units	147.88 per 100 units	2016/07/04	50,000,000	2015/12/02
60915	BNP Paribas Arbit Issu B.V.	HSI R Bull CBBC Nov 2016 M	0.2500	22,300 per 10,000 units	22,500 per 10,000 units	2016/11/29	250,000,000	2015/12/03
60880	BNP Paribas Arbit Issu B.V.	HSI R Bear CBBC Mar 2016 Z	0.2500	22,900 per 10,000 units	22,700 per 10,000 units	2016/03/30	200,000,000	2015/12/03
60881	BNP Paribas Arbit Issu B.V.	HSI R Bear CBBC Apr 2016 K	0.3800	26,200 per 10,000 units	26,000 per 10,000 units	2016/04/28	200,000,000	2015/12/03
60991	Credit Suisse AG	HSI R Bull CBBC Sep 2016 Y	0.2500	22,469 per 12,000 units	22,719 per 12,000 units	2016/09/29	200,000,000	2015/12/03
61017	Credit Suisse AG	HSI R Bull CBBC Sep 2016 Z	0.2500	22,300 per 10,000 units	22,500 per 10,000 units	2016/09/29	200,000,000	2015/12/03
60938	Credit Suisse AG	HSI R Bear CBBC Mar 2016 P	0.2500	22,800 per 10,000 units	22,600 per 10,000 units	2016/03/30	200,000,000	2015/12/03

Newly listed callable bull/bear contracts (continued)

Code	Issuer	Name of issue	Issue prices (HK\$)	Strike price (HKD) / Strike level per 10 units	Call price (HKD) / Call level per 10 units	Expiry date	No. of issue (units)	Listing date
61043	J P Morgan SP BV	HSI R Bull CBBC Nov 2016 R	0.2500	22,188 per 10,000 units	22,388 per 10,000 units	2016/11/29	150,000,000	2015/12/03
61041	J P Morgan SP BV	HSI R Bull CBBC Dec 2016 M	0.2500	22,488 per 10,000 units	22,688 per 10,000 units	2016/12/29	150,000,000	2015/12/03
61040	J P Morgan SP BV	HSI R Bear CBBC Mar 2016 E	0.2500	22,788 per 10,000 units	22,588 per 10,000 units	2016/03/30	150,000,000	2015/12/03
60911	SGA Societe Generale Acceptance N.V.	HSI R Bear CBBC May16 H	0.2500	22,988 per 10,000 units	22,888 per 10,000 units	2016/05/30	200,000,000	2015/12/03
60883	SGA Societe Generale Acceptance N.V.	HSI R Bear CBBC Jun16 H	0.2500	22,688 per 10,000 units	22,588 per 10,000 units	2016/06/29	200,000,000	2015/12/03
61032	UBS AG	HSI R Bull CBBC Dec 2016 K	0.2500	22,300 per 10,000 units	22,500 per 10,000 units	2016/12/29	200,000,000	2015/12/03
61033	UBS AG	HSI R Bear CBBC Mar 2016 R	0.2500	23,150 per 12,000 units	22,950 per 12,000 units	2016/03/30	200,000,000	2015/12/03
61035	UBS AG	HSI R Bear CBBC Mar 2016 S	0.2500	22,700 per 10,000 units	22,500 per 10,000 units	2016/03/30	200,000,000	2015/12/03
61103	BNP Paribas Arbit Issu B.V.	Ch Mob R Bull CBBC Dec 2016 B	0.2500	82 per 100 units	84 per 100 units	2016/12/30	75,000,000	2015/12/04
61056	BNP Paribas Arbit Issu B.V.	HSI R Bull CBBC Oct 2016 L	0.2500	22,000 per 10,000 units	22,200 per 10,000 units	2016/10/28	250,000,000	2015/12/04
61310	BNP Paribas Arbit Issu B.V.	HSI R Bull CBBC Oct 2016 M	0.2500	21,800 per 10,000 units	22,000 per 10,000 units	2016/10/28	250,000,000	2015/12/04
61061	BNP Paribas Arbit Issu B.V.	HSI R Bull CBBC Nov 2016 O	0.2500	22,100 per 10,000 units	22,300 per 10,000 units	2016/11/29	250,000,000	2015/12/04
61098	BNP Paribas Arbit Issu B.V.	HSI R Bull CBBC Nov 2016 Q	0.2500	21,900 per 10,000 units	22,100 per 10,000 units	2016/11/29	250,000,000	2015/12/04
61102	BNP Paribas Arbit Issu B.V.	HSI R Bear CBBC Apr 2016 J	0.2500	22,600 per 10,000 units	22,400 per 10,000 units	2016/04/28	200,000,000	2015/12/04
61099	BNP Paribas Arbit Issu B.V.	HSI R Bear CBBC May 2016 D	0.2500	22,500 per 10,000 units	22,300 per 10,000 units	2016/05/30	200,000,000	2015/12/04
61312	BNP Paribas Arbit Issu B.V.	HSI R Bear CBBC May 2016 E	0.2500	22,300 per 10,000 units	22,100 per 10,000 units	2016/05/30	200,000,000	2015/12/04
61132	Credit Suisse AG	China Mobile R Bull CBBC Jul 2016 A	0.2500	80.80 per 100 units	82.80 per 100 units	2016/07/29	80,000,000	2015/12/04
61138	Credit Suisse AG	HSI R Bull CBBC Oct 2016 V	0.2500	22,238 per 12,000 units	22,488 per 12,000 units	2016/10/28	200,000,000	2015/12/04
61144	Credit Suisse AG	HSI R Bull CBBC Oct 2016 W	0.2500	22,050 per 10,000 units	22,250 per 10,000 units	2016/10/28	200,000,000	2015/12/04
61147	Credit Suisse AG	HSI R Bull CBBC Oct 2016 X	0.2500	21,900 per 10,000 units	22,100 per 10,000 units	2016/10/28	200,000,000	2015/12/04
61172	Credit Suisse AG	HSI R Bear CBBC Mar 2016 A	0.2500	22,269 per 10,000 units	22,069 per 10,000 units	2016/03/30	200,000,000	2015/12/04
61148	Credit Suisse AG	HSI R Bear CBBC Mar 2016 R	0.2500	22,650 per 10,000 units	22,450 per 10,000 units	2016/03/30	200,000,000	2015/12/04
61149	Credit Suisse AG	HSI R Bear CBBC Mar 2016 S	0.2500	22,450 per 10,000 units	22,250 per 10,000 units	2016/03/30	200,000,000	2015/12/04
61120	Bank of East Asia	BOCL R Bull CBBC Nov 2016 A	0.2500	2.8500	3.0000	2016/11/04	60,000,000	2015/12/04
61104	Bank of East Asia	COVS R Bull CBBC Dec 2016 B	0.4000	22.0000	22.8800	2016/12/16	25,000,000	2015/12/04
61119	Bank of East Asia	CC Bank R Bull CBBC Nov 2016 B	0.2500	4.6000	4.7800	2016/11/03	60,000,000	2015/12/04
61110	Bank of East Asia	CITIC R Bull CBBC Dec 2016 A	0.2500	11.4800	11.9800	2016/12/23	40,000,000	2015/12/04
61246	J P Morgan SP BV	China Mobile R Bull CBBC Oct 2016 B	0.2500	80.88 per 100 units	82.88 per 100 units	2016/10/21	100,000,000	2015/12/04
61263	J P Morgan SP BV	CSOP A50 ETF R Bull CBBC Aug 2016 D	0.2500	10.9800	11.2800	2016/08/19	100,000,000	2015/12/04
61259	J P Morgan SP BV	CSOP A50 ETF R Bear CBBC Jul 2016 B	0.2500	13.5800	13.2800	2016/07/15	100,000,000	2015/12/04
61250	J P Morgan SP BV	A50 China R Bear CBBC Jun 2016 D	0.2500	12.1800	11.8800	2016/06/17	100,000,000	2015/12/04
61243	J P Morgan SP BV	HSCEI R Bull CBBC Oct 2016 C	0.2500	9,400 per 10,000 units	9,600 per 10,000 units	2016/10/28	100,000,000	2015/12/04
61245	J P Morgan SP BV	HSCEI R Bear CBBC Apr 2016 W	0.2500	10,400 per 10,000 units	10,200 per 10,000 units	2016/04/28	100,000,000	2015/12/04
61236	J P Morgan SP BV	HSI R Bull CBBC Oct 2016 J	0.2500	21,250 per 10,000 units	21,450 per 10,000 units	2016/10/28	150,000,000	2015/12/04
61093	J P Morgan SP BV	HSI R Bull CBBC Nov 2016 Q	0.2500	22,100 per 10,000 units	22,300 per 10,000 units	2016/11/29	150,000,000	2015/12/04
61215	J P Morgan SP BV	HSI R Bull CBBC Dec 2016 N	0.2500	21,888 per 10,000 units	22,088 per 10,000 units	2016/12/29	150,000,000	2015/12/04
61237	J P Morgan SP BV	HSI R Bull CBBC Dec 2016 P	0.2500	20,950 per 10,000 units	21,150 per 10,000 units	2016/12/29	150,000,000	2015/12/04
61242	J P Morgan SP BV	HSI R Bull CBBC Jan 2017 I	0.2500	20,588 per 10,000 units	20,788 per 10,000 units	2017/01/26	150,000,000	2015/12/04
61232	J P Morgan SP BV	HSI R Bear CBBC Mar 2016 F	0.2500	22,269 per 10,000 units	22,069 per 10,000 units	2016/03/30	150,000,000	2015/12/04
61233	J P Morgan SP BV	HSI R Bear CBBC Mar 2016 G	0.2500	22,500 per 10,000 units	22,300 per 10,000 units	2016/03/30	150,000,000	2015/12/04
61235	J P Morgan SP BV	HSI R Bear CBBC Apr 2016 S	0.2500	22,888 per 10,000 units	22,688 per 10,000 units	2016/04/28	150,000,000	2015/12/04
61094	Macquarie Bank Ltd.	HSI R Bear CBBC May 2016 I	0.2500	22,950 per 15,000 units	22,750 per 15,000 units	2016/05/30	40,000,000	2015/12/04
61071	SGA Societe Generale Acceptance N.V.	HSI R Bull CBBC Jun16 P	0.2500	22,158 per 10,000 units	22,258 per 10,000 units	2016/06/29	200,000,000	2015/12/04

Newly listed callable bull/bear contracts (continued)

Code	Issuer	Name of issue	Issue prices (HK\$)	Strike price (HKD) / Strike level per 10 units	Call price (HKD) / Call level per 10 units	Expiry date	No. of issue (units)	Listing date
61096	SGA Societe Generale Acceptance N.V.	HSI R Bull CBBC Jun16 R	0.2500	22,008 per 10,000 units	22,108 per 10,000 units	2016/06/29	200,000,000	2015/12/04
61083	SGA Societe Generale Acceptance N.V.	HSI R Bull CBBC Oct16 N	0.2500	22,308 per 10,000 units	22,408 per 10,000 units	2016/10/28	200,000,000	2015/12/04
61131	SGA Societe Generale Acceptance N.V.	HSI R Bear CBBC Apr16 K	0.2500	22,488 per 10,000 units	22,388 per 10,000 units	2016/04/28	200,000,000	2015/12/04
61127	SGA Societe Generale Acceptance N.V.	HSI R Bear CBBC May16 I	0.2500	22,188 per 10,000 units	22,088 per 10,000 units	2016/05/30	200,000,000	2015/12/04
61129	SGA Societe Generale Acceptance N.V.	HSI R Bear CBBC Jun16 D	0.2500	22,338 per 10,000 units	22,238 per 10,000 units	2016/06/29	200,000,000	2015/12/04
61178	UBS AG	HSI R Bull CBBC Nov 2016 P	0.2500	22,000 per 12,000 units	22,250 per 12,000 units	2016/11/29	200,000,000	2015/12/04
61174	UBS AG	HSI R Bull CBBC Dec 2016 L	0.2500	22,200 per 10,000 units	22,400 per 10,000 units	2016/12/29	200,000,000	2015/12/04
61179	UBS AG	HSI R Bull CBBC Dec 2016 M	0.2500	21,900 per 10,000 units	22,100 per 10,000 units	2016/12/29	200,000,000	2015/12/04
61193	UBS AG	HSI R Bear CBBC Mar 2016 T	0.2500	22,300 per 10,000 units	22,100 per 10,000 units	2016/03/30	200,000,000	2015/12/04
61212	UBS AG	HSI R Bear CBBC Mar 2016 U	0.2500	22,500 per 12,000 units	22,250 per 12,000 units	2016/03/30	200,000,000	2015/12/04
61213	UBS AG	HSI R Bear CBBC Mar 2016 V	0.2500	22,600 per 10,000 units	22,400 per 10,000 units	2016/03/30	200,000,000	2015/12/04
61423	BNP Paribas Arbit Issu B.V.	HSCEI R Bear CBBC Apr 2016 I	0.2500	10,600 per 10,000 units	10,400 per 10,000 units	2016/04/28	100,000,000	2015/12/07
61422	BNP Paribas Arbit Issu B.V.	HSCEI R Bear CBBC May 2016 B	0.2500	10,400 per 10,000 units	10,200 per 10,000 units	2016/05/30	100,000,000	2015/12/07
61421	BNP Paribas Arbit Issu B.V.	HSI R Bear CBBC Apr 2016 I	0.2500	22,400 per 10,000 units	22,200 per 10,000 units	2016/04/28	200,000,000	2015/12/07
61485	BNP Paribas Arbit Issu B.V.	HSI R Bear CBBC Apr 2016 R	0.2500	22,200 per 10,000 units	22,000 per 10,000 units	2016/04/28	200,000,000	2015/12/07
61463	Credit Suisse AG	HSI R Bull CBBC Oct 2016 Y	0.2500	21,750 per 10,000 units	21,950 per 10,000 units	2016/10/28	200,000,000	2015/12/07
61464	Credit Suisse AG	HSI R Bull CBBC Oct 2016 Z	0.2500	21,850 per 10,000 units	22,050 per 10,000 units	2016/10/28	200,000,000	2015/12/07
61466	Credit Suisse AG	HSI R Bear CBBC Mar 2016 Q	0.2500	22,350 per 10,000 units	22,150 per 10,000 units	2016/03/30	200,000,000	2015/12/07
61468	Credit Suisse AG	HSI R Bear CBBC Mar 2016 V	0.2500	22,550 per 10,000 units	22,350 per 10,000 units	2016/03/30	200,000,000	2015/12/07
61477	Credit Suisse AG	HSI R Bear CBBC Mar 2016 W	0.2500	22,247 per 12,000 units	21,997 per 12,000 units	2016/03/30	200,000,000	2015/12/07
61338	HK Bank	HSCEI R Bear CBBC Aug 2016 F	0.2500	10,388 per 10,000 units	10,188 per 10,000 units	2016/08/30	68,000,000	2015/12/07
61316	HK Bank	HSI R Bear CBBC Aug 2016 J	0.2500	22,388 per 15,000 units	22,188 per 15,000 units	2016/08/30	100,000,000	2015/12/07
61323	HK Bank	HSI R Bear CBBC Sep 2016 G	0.2500	22,688 per 15,000 units	22,488 per 15,000 units	2016/09/29	100,000,000	2015/12/07
61506	J P Morgan SP BV	HSI R Bull CBBC Oct 2016 T	0.2500	21,150 per 10,000 units	21,350 per 10,000 units	2016/10/28	150,000,000	2015/12/07
61339	J P Morgan SP BV	HSI R Bull CBBC Nov 2016 O	0.2500	21,800 per 10,000 units	22,000 per 10,000 units	2016/11/29	150,000,000	2015/12/07
61509	J P Morgan SP BV	HSI R Bull CBBC Jan 2017 J	0.2500	20,750 per 10,000 units	20,950 per 10,000 units	2017/01/26	150,000,000	2015/12/07
61487	J P Morgan SP BV	HSI R Bear CBBC Mar 2016 M	0.2500	22,200 per 10,000 units	22,000 per 10,000 units	2016/03/30	150,000,000	2015/12/07
61501	J P Morgan SP BV	HSI R Bear CBBC Mar 2016 Q	0.2500	22,600 per 10,000 units	22,400 per 10,000 units	2016/03/30	150,000,000	2015/12/07
61504	J P Morgan SP BV	HSI R Bear CBBC Apr 2016 M	0.2500	22,988 per 10,000 units	22,788 per 10,000 units	2016/04/28	150,000,000	2015/12/07
61495	J P Morgan SP BV	HSI R Bear CBBC Apr 2016 T	0.2500	22,400 per 10,000 units	22,200 per 10,000 units	2016/04/28	150,000,000	2015/12/07
61341	Macquarie Bank Ltd.	HSI R Bull CBBC May 2016 G	0.2500	20,400 per 15,000 units	20,600 per 15,000 units	2016/05/30	40,000,000	2015/12/07
61351	Macquarie Bank Ltd.	HSI R Bull CBBC May 2016 H	0.2550	20,150 per 15,000 units	20,350 per 15,000 units	2016/05/30	40,000,000	2015/12/07
61358	Macquarie Bank Ltd.	HSI R Bear CBBC May 2016 J	0.2500	22,450 per 15,000 units	22,250 per 15,000 units	2016/05/30	40,000,000	2015/12/07
61373	Macquarie Bank Ltd.	HSI R Bear CBBC May 2016 K	0.2550	22,700 per 15,000 units	22,500 per 15,000 units	2016/05/30	40,000,000	2015/12/07
61378	SGA Societe Generale Acceptance N.V.	HSI R Bull CBBC Sep16 J	0.2500	21,908 per 10,000 units	22,008 per 10,000 units	2016/09/29	200,000,000	2015/12/07
61395	SGA Societe Generale Acceptance N.V.	HSI R Bear CBBC May16 K	0.2500	22,288 per 10,000 units	22,188 per 10,000 units	2016/05/30	200,000,000	2015/12/07
61385	SGA Societe Generale Acceptance N.V.	HSI R Bear CBBC Jun16 E	0.2500	22,138 per 10,000 units	22,038 per 10,000 units	2016/06/29	200,000,000	2015/12/07
61410	SGA Societe Generale Acceptance N.V.	HSI R Bear CBBC Jun16 I	0.2500	22,438 per 10,000 units	22,338 per 10,000 units	2016/06/29	200,000,000	2015/12/07
61436	UBS AG	HSI R Bull CBBC Dec 2016 N	0.2500	21,800 per 10,000 units	22,000 per 10,000 units	2016/12/29	200,000,000	2015/12/07
61440	UBS AG	HSI R Bear CBBC Mar 2016 W	0.2500	22,400 per 10,000 units	22,200 per 10,000 units	2016/03/30	200,000,000	2015/12/07
61444	UBS AG	HSI R Bear CBBC Mar 2016 X	0.2500	22,650 per 12,000 units	22,450 per 12,000 units	2016/03/30	200,000,000	2015/12/07
61462	UBS AG	HSI R Bear CBBC Mar 2016 Y	0.2500	22,200 per 10,000 units	22,000 per 10,000 units	2016/03/30	200,000,000	2015/12/07
61609	Credit Suisse AG	HSI R Bull CBBC Oct 2016 A	0.2500	21,800 per 10,000 units	22,000 per 10,000 units	2016/10/28	200,000,000	2015/12/08

Newly listed callable bull/bear contracts (continued)

Code	Issuer	Name of issue	Issue prices (HK\$)	Strike price (HKD) / Strike level per 10 units	Call price (HKD) / Call level per 10 units	Expiry date	No. of issue (units)	Listing date
61607	Credit Suisse AG	HSI R Bull CBBC Oct 2016 D	0.2500	21,950 per 10,000 units	22,150 per 10,000 units	2016/10/28	200,000,000	2015/12/08
61603	Credit Suisse AG	HSI R Bull CBBC Oct 2016 K	0.2500	22,050 per 12,000 units	22,300 per 12,000 units	2016/10/28	200,000,000	2015/12/08
61600	Credit Suisse AG	HSI R Bull CBBC Oct 2016 N	0.2500	22,181 per 10,000 units	22,381 per 10,000 units	2016/10/28	200,000,000	2015/12/08
61584	Credit Suisse AG	HSI R Bear CBBC Apr 2016 D	0.2500	22,238 per 10,000 units	22,038 per 10,000 units	2016/04/28	200,000,000	2015/12/08
61599	Credit Suisse AG	HSI R Bear CBBC Apr 2016 G	0.2500	22,500 per 10,000 units	22,300 per 10,000 units	2016/04/28	200,000,000	2015/12/08
61585	Credit Suisse AG	HSI R Bear CBBC Apr 2016 Y	0.2500	22,300 per 10,000 units	22,100 per 10,000 units	2016/04/28	200,000,000	2015/12/08
61597	Credit Suisse AG	HSI R Bear CBBC Apr 2016 Z	0.2500	22,400 per 10,000 units	22,200 per 10,000 units	2016/04/28	200,000,000	2015/12/08
61540	HK Bank	China Mobile R Bull CBBC Oct 2016 H	0.2500	85.08 per 100 units	87.08 per 100 units	2016/10/17	120,000,000	2015/12/08
61549	HK Bank	CNOOC R Bull CBBC Oct 2016 F	0.2500	7.8800	8.3800	2016/10/24	60,000,000	2015/12/08
61533	HK Bank	Galaxy Ent R Bull CBBC Aug 2017 A	0.2500	14.88 per 100 units	16.88 per 100 units	2017/08/16	50,000,000	2015/12/08
61535	HK Bank	HKEx R Bull CBBC Oct 2016 N	0.2500	190.88 per 100 units	193.88 per 100 units	2016/10/31	100,000,000	2015/12/08
61539	HK Bank	HKEx R Bear CBBC Jul 2016 G	0.2500	217.88 per 100 units	214.88 per 100 units	2016/07/04	50,000,000	2015/12/08
61552	HK Bank	HSI R Bear CBBC Aug 2016 K	0.2500	22,878 per 20,000 units	22,628 per 20,000 units	2016/08/30	400,000,000	2015/12/08
61550	HK Bank	HSI R Bear CBBC Sep 2016 H	0.2500	22,198 per 15,000 units	21,998 per 15,000 units	2016/09/29	150,000,000	2015/12/08
61670	J P Morgan SP BV	HSCEI R Bull CBBC Sep 2016 F	0.2500	9,600 per 10,000 units	9,800 per 10,000 units	2016/09/29	100,000,000	2015/12/08
61704	J P Morgan SP BV	HSI R Bull CBBC Oct 2016 Q	0.2500	22,000 per 10,000 units	22,200 per 10,000 units	2016/10/28	150,000,000	2015/12/08
61613	J P Morgan SP BV	HSI R Bear CBBC Mar 2016 C	0.2500	22,300 per 10,000 units	22,100 per 10,000 units	2016/03/30	150,000,000	2015/12/08
61676	J P Morgan SP BV	HSI R Bear CBBC Mar 2016 S	0.2500	22,688 per 10,000 units	22,488 per 10,000 units	2016/03/30	150,000,000	2015/12/08
61702	J P Morgan SP BV	HSI R Bear CBBC Apr 2016 P	0.2500	24,200 per 10,000 units	24,000 per 10,000 units	2016/04/28	150,000,000	2015/12/08
61578	SGA Societe Generale Acceptance N.V.	HSI R Bull CBBC Jul 16 O	0.2500	22,258 per 10,000 units	22,358 per 10,000 units	2016/07/28	200,000,000	2015/12/08
61555	SGA Societe Generale Acceptance N.V.	HSI R Bull CBBC Jul 16 V	0.2500	21,858 per 10,000 units	21,958 per 10,000 units	2016/07/28	200,000,000	2015/12/08
61557	SGA Societe Generale Acceptance N.V.	HSI R Bull CBBC Jul 16 X	0.2500	22,058 per 10,000 units	22,158 per 10,000 units	2016/07/28	200,000,000	2015/12/08
61582	SGA Societe Generale Acceptance N.V.	HSI R Bear CBBC Jun 16 J	0.2500	22,538 per 10,000 units	22,438 per 10,000 units	2016/06/29	200,000,000	2015/12/08
61583	SGA Societe Generale Acceptance N.V.	HSI R Bear CBBC Jun 16 K	0.2500	22,788 per 10,000 units	22,688 per 10,000 units	2016/06/29	200,000,000	2015/12/08
61626	UBS AG	HSI R Bull CBBC Oct 2016 S	0.2500	21,588 per 12,000 units	21,788 per 12,000 units	2016/10/28	200,000,000	2015/12/08
61668	UBS AG	HSI R Bull CBBC Nov 2016 Q	0.2500	22,000 per 10,000 units	22,200 per 10,000 units	2016/11/29	200,000,000	2015/12/08
61622	UBS AG	HSI R Bull CBBC Dec 2016 O	0.2500	21,750 per 10,000 units	21,950 per 10,000 units	2016/12/29	200,000,000	2015/12/08
61637	UBS AG	HSI R Bull CBBC Dec 2016 P	0.2500	21,388 per 10,000 units	21,588 per 10,000 units	2016/12/29	200,000,000	2015/12/08
61657	UBS AG	HSI R Bull CBBC Dec 2016 Q	0.2500	22,150 per 12,000 units	22,350 per 12,000 units	2016/12/29	200,000,000	2015/12/08
61618	UBS AG	HSI R Bear CBBC Mar 2016 A	0.2500	22,500 per 10,000 units	22,300 per 10,000 units	2016/03/30	200,000,000	2015/12/08
61619	UBS AG	HSI R Bear CBBC Mar 2016 D	0.2500	22,750 per 12,000 units	22,550 per 12,000 units	2016/03/30	200,000,000	2015/12/08
61620	UBS AG	HSI R Bear CBBC Mar 2016 G	0.2500	22,950 per 12,000 units	22,750 per 12,000 units	2016/03/30	200,000,000	2015/12/08
61614	UBS AG	HSI R Bear CBBC Mar 2016 Z	0.2500	22,250 per 12,000 units	22,050 per 12,000 units	2016/03/30	200,000,000	2015/12/08
61656	UBS AG	TCH R Bull CBBC Jul 2016 D	0.2500	147 per 100 units	150 per 100 units	2016/07/18	50,000,000	2015/12/08
61791	BNP Paribas Arbit Issu B.V.	HSI R Bull CBBC Oct 2016 N	0.2500	22,200 per 10,000 units	22,400 per 10,000 units	2016/10/28	250,000,000	2015/12/09
61734	BNP Paribas Arbit Issu B.V.	HSI R Bear CBBC May 2016 F	0.2500	22,700 per 10,000 units	22,500 per 10,000 units	2016/05/30	200,000,000	2015/12/09
61771	Credit Suisse AG	HSI R Bull CBBC Oct 2016 P	0.2500	22,000 per 10,000 units	22,200 per 10,000 units	2016/10/28	200,000,000	2015/12/09
61775	Credit Suisse AG	HSI R Bull CBBC Oct 2016 Q	0.2500	22,150 per 10,000 units	22,350 per 10,000 units	2016/10/28	200,000,000	2015/12/09
61788	Credit Suisse AG	HSI R Bull CBBC Oct 2016 R	0.2500	22,250 per 10,000 units	22,450 per 10,000 units	2016/10/28	200,000,000	2015/12/09
61769	Credit Suisse AG	HSI R Bear CBBC Apr 2016 K	0.2500	22,600 per 10,000 units	22,400 per 10,000 units	2016/04/28	200,000,000	2015/12/09
61803	Goldman Sachs SP (Asia)	HSI R Bear CBBC Apr 2016 E	0.2570	23,200 per 10,000 units	23,000 per 10,000 units	2016/04/28	200,000,000	2015/12/09
61719	HK Bank	HSI R Bull CBBC Aug 2016 T	0.2500	22,098 per 15,000 units	22,298 per 15,000 units	2016/08/30	150,000,000	2015/12/09
61718	HK Bank	HSI R Bull CBBC Sep 2016 X	0.2500	21,798 per 15,000 units	21,998 per 15,000 units	2016/09/29	150,000,000	2015/12/09

Newly listed callable bull/bear contracts (continued)

Code	Issuer	Name of issue	Issue prices (HK\$)	Strike price (HKD) / Strike level per 10 units	Call price (HKD) / Call level per 10 units	Expiry date	No. of issue (units)	Listing date
61806	J P Morgan SP BV	HSI R Bull CBBC Nov 2016 S	0.2500	21,900 per 10,000 units	22,100 per 10,000 units	2016/11/29	150,000,000	2015/12/09
61804	J P Morgan SP BV	HSI R Bull CBBC Dec 2016 Q	0.2500	22,200 per 10,000 units	22,400 per 10,000 units	2016/12/29	150,000,000	2015/12/09
61770	J P Morgan SP BV	HSI R Bear CBBC Apr 2016 U	0.2500	22,700 per 10,000 units	22,500 per 10,000 units	2016/04/28	150,000,000	2015/12/09
61807	J P Morgan SP BV	HSI R Bear CBBC Apr 2016 W	0.2500	22,950 per 10,000 units	22,750 per 10,000 units	2016/04/28	150,000,000	2015/12/09
61764	Macquarie Bank Ltd.	HSI R Bull CBBC Jul 2016 A	0.2500	21,900 per 15,000 units	22,100 per 15,000 units	2016/07/28	40,000,000	2015/12/09
61789	Macquarie Bank Ltd.	HSI R Bear CBBC May 2016 L	0.2500	23,325 per 15,000 units	23,125 per 15,000 units	2016/05/30	40,000,000	2015/12/09
61755	SGA Societe Generale Acceptance N.V.	HSI R Bull CBBC Jul 16 P	0.2500	22,108 per 10,000 units	22,208 per 10,000 units	2016/07/28	200,000,000	2015/12/09
61743	SGA Societe Generale Acceptance N.V.	HSI R Bull CBBC Sep 16 K	0.2500	21,958 per 10,000 units	22,058 per 10,000 units	2016/09/29	200,000,000	2015/12/09
61757	SGA Societe Generale Acceptance N.V.	HSI R Bull CBBC Sep 16 L	0.2500	22,208 per 10,000 units	22,308 per 10,000 units	2016/09/29	200,000,000	2015/12/09
61730	SGA Societe Generale Acceptance N.V.	HSI R Bear CBBC May 16 L	0.2500	22,588 per 10,000 units	22,488 per 10,000 units	2016/05/30	200,000,000	2015/12/09
61792	UBS AG	HSCEI R Bull CBBC Oct 2016 D	0.2500	9,550 per 10,000 units	9,750 per 10,000 units	2016/10/28	200,000,000	2015/12/09
61794	UBS AG	HSCEI R Bear CBBC Mar 2016 A	0.2500	11,200 per 10,000 units	11,000 per 10,000 units	2016/03/30	100,000,000	2015/12/09
61798	UBS AG	HSI R Bull CBBC Oct 2016 T	0.2500	21,288 per 12,000 units	21,488 per 12,000 units	2016/10/28	200,000,000	2015/12/09
61795	UBS AG	HSI R Bull CBBC Nov 2016 R	0.2500	21,688 per 10,000 units	21,888 per 10,000 units	2016/11/29	200,000,000	2015/12/09
61800	UBS AG	HSI R Bull CBBC Nov 2016 S	0.2500	22,250 per 10,000 units	22,450 per 10,000 units	2016/11/29	200,000,000	2015/12/09
61802	UBS AG	HSI R Bull CBBC Nov 2016 T	0.2500	21,950 per 10,000 units	22,150 per 10,000 units	2016/11/29	200,000,000	2015/12/09
61797	UBS AG	HSI R Bull CBBC Dec 2016 R	0.2500	21,488 per 12,000 units	21,688 per 12,000 units	2016/12/29	200,000,000	2015/12/09
61801	UBS AG	HSI R Bull CBBC Dec 2016 S	0.2500	22,100 per 10,000 units	22,300 per 10,000 units	2016/12/29	200,000,000	2015/12/09
61967	Credit Suisse AG	HSI R Bull CBBC Nov 2016 R	0.2500	22,150 per 12,000 units	22,400 per 12,000 units	2016/11/29	200,000,000	2015/12/10
61971	Credit Suisse AG	HSI R Bear CBBC Apr 2016 O	0.2500	22,700 per 10,000 units	22,500 per 10,000 units	2016/04/28	200,000,000	2015/12/10
61882	HK Bank	AIA R Bull CBBC Sep 2016 G	0.3500	45.2800	46.2800	2016/09/19	60,000,000	2015/12/10
61829	HK Bank	CSOP A50 ETF R Bull CBBC Sep 2016 A	0.2500	12.1300	12.2800	2016/09/05	100,000,000	2015/12/10
61815	HK Bank	A50 R Bull CBBC Sep 2016 D	0.2500	10.7300	10.8800	2016/09/19	100,000,000	2015/12/10
61897	HK Bank	HKEI R Bull CBBC Sep 2016 L	0.2500	199.88 per 100 units	199.88 per 100 units	2016/09/21	100,000,000	2015/12/10
61859	HK Bank	HSCEI R Bull CBBC Sep 2016 I	0.2500	9,698 per 10,000 units	9,898 per 10,000 units	2016/09/29	100,000,000	2015/12/10
61840	HK Bank	HSI R Bull CBBC Jul 2016 A	0.2500	22,198 per 15,000 units	22,398 per 15,000 units	2016/07/28	150,000,000	2015/12/10
61960	J P Morgan SP BV	HSI R Bull CBBC Nov 2016 T	0.2500	22,188 per 10,000 units	22,388 per 10,000 units	2016/11/29	150,000,000	2015/12/10
62026	J P Morgan SP BV	HSI R Bull CBBC Jan 2017 K	0.2500	21,788 per 10,000 units	21,988 per 10,000 units	2017/01/26	150,000,000	2015/12/10
62055	J P Morgan SP BV	HSI R Bear CBBC Mar 2016 O	0.2500	22,850 per 10,000 units	22,650 per 10,000 units	2016/03/30	150,000,000	2015/12/10
61977	UBS AG	HSI R Bull CBBC Dec 2016 T	0.2500	21,850 per 12,000 units	22,050 per 12,000 units	2016/12/29	200,000,000	2015/12/10
62057	BNP Paribas Arbit Issu B.V.	HSI R Bull CBBC Sep 2016 A	0.2500	21,900 per 10,000 units	22,100 per 10,000 units	2016/09/29	250,000,000	2015/12/11
62086	BNP Paribas Arbit Issu B.V.	HSI R Bull CBBC Oct 2016 O	0.2500	22,000 per 10,000 units	22,200 per 10,000 units	2016/10/28	250,000,000	2015/12/11
62154	BNP Paribas Arbit Issu B.V.	HSI R Bull CBBC Nov 2016 P	0.2500	22,100 per 10,000 units	22,300 per 10,000 units	2016/11/29	250,000,000	2015/12/11
62242	Credit Suisse AG	HSI R Bull CBBC Nov 2016 S	0.2500	22,050 per 10,000 units	22,250 per 10,000 units	2016/11/29	200,000,000	2015/12/11
62270	Credit Suisse AG	HSI R Bull CBBC Nov 2016 T	0.2500	22,150 per 12,000 units	22,400 per 12,000 units	2016/11/29	200,000,000	2015/12/11
62303	Credit Suisse AG	HSI R Bear CBBC Apr 2016 I	0.2500	22,750 per 10,000 units	22,550 per 10,000 units	2016/04/28	200,000,000	2015/12/11
62304	Credit Suisse AG	HSI R Bear CBBC Apr 2016 Q	0.2500	22,438 per 12,000 units	22,188 per 12,000 units	2016/04/28	200,000,000	2015/12/11
62305	J P Morgan SP BV	HSI R Bull CBBC Dec 2016 R	0.2500	22,100 per 10,000 units	22,300 per 10,000 units	2016/12/29	150,000,000	2015/12/11
62449	J P Morgan SP BV	HSI R Bull CBBC Dec 2016 S	0.2500	21,750 per 10,000 units	21,950 per 10,000 units	2016/12/29	150,000,000	2015/12/11
62432	J P Morgan SP BV	HSI R Bear CBBC Mar 2016 T	0.2500	22,488 per 10,000 units	22,288 per 10,000 units	2016/03/30	150,000,000	2015/12/11
62446	J P Morgan SP BV	HSI R Bear CBBC Apr 2016 Y	0.2500	22,750 per 10,000 units	22,550 per 10,000 units	2016/04/28	150,000,000	2015/12/11
62198	SGA Societe Generale Acceptance N.V.	HSI R Bull CBBC Jul 16 S	0.2500	21,808 per 10,000 units	21,908 per 10,000 units	2016/07/28	200,000,000	2015/12/11
62228	SGA Societe Generale Acceptance N.V.	HSI R Bear CBBC May 16 J	0.2500	22,388 per 10,000 units	22,288 per 10,000 units	2016/05/30	200,000,000	2015/12/11

Newly listed callable bull/bear contracts (continued)

Code	Issuer	Name of issue	Issue prices (HK\$)	Strike price (HKD) / Strike level per 10 units	Call price (HKD) / Call level per 10 units	Expiry date	No. of issue (units)	Listing date
62233	SGA Societe Generale Acceptance N.V.	HSI R Bear CBBC May16 Q	0.2500	22,638 per 10,000 units	22,538 per 10,000 units	2016/05/30	200,000,000	2015/12/11
62356	UBS AG	HSI R Bull CBBC Nov 2016 U	0.2500	22,000 per 12,000 units	22,250 per 12,000 units	2016/11/29	200,000,000	2015/12/11
62306	UBS AG	HSI R Bull CBBC Dec 2016 U	0.2500	22,200 per 10,000 units	22,400 per 10,000 units	2016/12/29	200,000,000	2015/12/11
62629	BNP Paribas Arbit Issu B.V.	HSI R Bear CBBC May 2016 G	0.2500	22,500 per 10,000 units	22,300 per 10,000 units	2016/05/30	200,000,000	2015/12/14
62642	Credit Suisse AG	HSI R Bull CBBC Sep 2016 J	0.2500	22,122 per 10,000 units	22,322 per 10,000 units	2016/09/29	200,000,000	2015/12/14
62638	Credit Suisse AG	HSI R Bear CBBC Mar 2016 X	0.2500	22,450 per 10,000 units	22,250 per 10,000 units	2016/03/30	200,000,000	2015/12/14
62512	HK Bank	CKH R Bull CBBC Oct 2016 B	0.2500	93.88 per 100 units	95.88 per 100 units	2016/10/31	60,000,000	2015/12/14
62481	HK Bank	CSOP A50 ETF R Bull CBBC Oct 2016 A	0.2500	12.4300	12.5800	2016/10/03	100,000,000	2015/12/14
62556	HK Bank	Sands China R Bull CBBC Dec 2016 A	0.2500	18.23 per 100 units	20.23 per 100 units	2016/12/05	50,000,000	2015/12/14
62459	HK Bank	TCH R Bull CBBC Oct 2016 C	0.2500	140.88 per 100 units	142.88 per 100 units	2016/10/31	100,000,000	2015/12/14
62462	HK Bank	TCH R Bull CBBC Nov 2016 A	0.2500	134.88 per 100 units	136.88 per 100 units	2016/11/14	100,000,000	2015/12/14
62484	HK Bank	TCH R Bear CBBC Jul 2016 H	0.2500	157.88 per 100 units	155.88 per 100 units	2016/07/25	100,000,000	2015/12/14
62674	J P Morgan SP BV	HSI R Bull CBBC Sep 2016 Y	0.2500	21,950 per 10,000 units	22,150 per 10,000 units	2016/09/29	150,000,000	2015/12/14
62678	J P Morgan SP BV	HSI R Bear CBBC Apr 2016 Z	0.2500	22,650 per 10,000 units	22,450 per 10,000 units	2016/04/28	150,000,000	2015/12/14
62664	SGA Societe Generale Acceptance N.V.	HSI R Bull CBBC Oct16 O	0.2500	22,158 per 10,000 units	22,258 per 10,000 units	2016/10/28	200,000,000	2015/12/14
62646	SGA Societe Generale Acceptance N.V.	HSI R Bear CBBC Jun16 L	0.2500	22,438 per 10,000 units	22,338 per 10,000 units	2016/06/29	200,000,000	2015/12/14
62672	UBS AG	HSI R Bear CBBC Mar 2016 C	0.2500	22,500 per 12,000 units	22,250 per 12,000 units	2016/03/30	200,000,000	2015/12/14
62673	UBS AG	HSI R Bear CBBC Mar 2016 E	0.2500	23,700 per 10,000 units	23,500 per 10,000 units	2016/03/30	200,000,000	2015/12/14
62788	BNP Paribas Arbit Issu B.V.	HSCEI R Bear CBBC Apr 2016 J	0.2500	10,200 per 10,000 units	10,000 per 10,000 units	2016/04/28	100,000,000	2015/12/15
62698	BNP Paribas Arbit Issu B.V.	HSI R Bull CBBC Oct 2016 P	0.2500	21,600 per 10,000 units	21,800 per 10,000 units	2016/10/28	250,000,000	2015/12/15
62702	BNP Paribas Arbit Issu B.V.	HSI R Bull CBBC Oct 2016 Q	0.2500	21,800 per 10,000 units	22,000 per 10,000 units	2016/10/28	250,000,000	2015/12/15
62700	BNP Paribas Arbit Issu B.V.	HSI R Bull CBBC Nov 2016 A	0.2500	21,700 per 10,000 units	21,900 per 10,000 units	2016/11/29	250,000,000	2015/12/15
62763	BNP Paribas Arbit Issu B.V.	HSI R Bear CBBC Apr 2016 T	0.2500	22,200 per 10,000 units	22,000 per 10,000 units	2016/04/28	200,000,000	2015/12/15
62761	BNP Paribas Arbit Issu B.V.	HSI R Bear CBBC May 2016 H	0.2500	22,100 per 10,000 units	21,900 per 10,000 units	2016/05/30	200,000,000	2015/12/15
62766	BNP Paribas Arbit Issu B.V.	HSI R Bear CBBC May 2016 I	0.2500	22,300 per 10,000 units	22,100 per 10,000 units	2016/05/30	200,000,000	2015/12/15
62708	Credit Suisse AG	HSCEI R Bear CBBC Mar 2016 B	0.2500	10,500 per 10,000 units	10,300 per 10,000 units	2016/03/30	100,000,000	2015/12/15
62723	Credit Suisse AG	HSI R Bull CBBC Sep 2016 B	0.2500	21,600 per 10,000 units	21,800 per 10,000 units	2016/09/29	200,000,000	2015/12/15
62713	Credit Suisse AG	HSI R Bull CBBC Sep 2016 K	0.2500	21,950 per 10,000 units	22,150 per 10,000 units	2016/09/29	200,000,000	2015/12/15
62719	Credit Suisse AG	HSI R Bull CBBC Sep 2016 L	0.2500	21,750 per 10,000 units	21,950 per 10,000 units	2016/09/29	200,000,000	2015/12/15
62831	Credit Suisse AG	HSI R Bear CBBC Mar 2016 A	0.2500	22,030 per 10,000 units	21,830 per 10,000 units	2016/03/30	200,000,000	2015/12/15
62825	Credit Suisse AG	HSI R Bear CBBC Mar 2016 O	0.2500	22,250 per 10,000 units	22,050 per 10,000 units	2016/03/30	200,000,000	2015/12/15
62824	Credit Suisse AG	HSI R Bear CBBC Mar 2016 Y	0.2500	22,550 per 10,000 units	22,350 per 10,000 units	2016/03/30	200,000,000	2015/12/15
62848	Goldman Sachs SP (Asia)	HSI R Bull CBBC Sep 2016 A	0.3000	21,300 per 10,000 units	21,500 per 10,000 units	2016/09/29	200,000,000	2015/12/15
62887	Goldman Sachs SP (Asia)	HSI R Bear CBBC Apr 2016 F	0.2660	23,000 per 10,000 units	22,800 per 10,000 units	2016/04/28	200,000,000	2015/12/15
62755	J P Morgan SP BV	HSCEI R Bear CBBC Apr 2016 X	0.2500	10,200 per 10,000 units	10,000 per 10,000 units	2016/04/28	100,000,000	2015/12/15
62756	J P Morgan SP BV	HSI R Bull CBBC Oct 2016 S	0.2500	22,000 per 10,000 units	22,200 per 10,000 units	2016/10/28	150,000,000	2015/12/15
62758	J P Morgan SP BV	HSI R Bull CBBC Nov 2016 U	0.2500	21,800 per 10,000 units	22,000 per 10,000 units	2016/11/29	150,000,000	2015/12/15
62760	J P Morgan SP BV	HSI R Bull CBBC Dec 2016 T	0.2500	21,600 per 10,000 units	21,800 per 10,000 units	2016/12/29	150,000,000	2015/12/15
62820	J P Morgan SP BV	HSI R Bull CBBC Jan 2017 L	0.2500	21,050 per 10,000 units	21,250 per 10,000 units	2017/01/26	150,000,000	2015/12/15
62791	J P Morgan SP BV	HSI R Bear CBBC Mar 2016 N	0.2500	22,030 per 10,000 units	21,830 per 10,000 units	2016/03/30	150,000,000	2015/12/15
62806	J P Morgan SP BV	HSI R Bear CBBC Mar 2016 U	0.2500	22,200 per 10,000 units	22,000 per 10,000 units	2016/03/30	150,000,000	2015/12/15
62813	J P Morgan SP BV	HSI R Bear CBBC Apr 2016 B	0.2500	22,400 per 10,000 units	22,200 per 10,000 units	2016/04/28	150,000,000	2015/12/15
62790	Macquarie Bank Ltd.	HSI R Bear CBBC May 2016 M	0.2500	22,450 per 15,000 units	22,250 per 15,000 units	2016/05/30	40,000,000	2015/12/15

Newly listed callable bull/bear contracts (continued)

Code	Issuer	Name of issue	Issue prices (HK\$)	Strike price (HKD) / Strike level per 10 units	Call price (HKD) / Call level per 10 units	Expiry date	No. of issue (units)	Listing date
62689	SGA Societe Generale Acceptance N.V.	HSI R Bull CBBC Jun16 S	0.2500	22,008 per 10,000 units	22,108 per 10,000 units	2016/06/29	200,000,000	2015/12/15
62680	SGA Societe Generale Acceptance N.V.	HSI R Bull CBBC Oct16 P	0.2500	21,858 per 10,000 units	21,958 per 10,000 units	2016/10/28	200,000,000	2015/12/15
62727	SGA Societe Generale Acceptance N.V.	HSI R Bear CBBC Apr16 F	0.2500	21,938 per 10,000 units	21,838 per 10,000 units	2016/04/28	200,000,000	2015/12/15
62733	SGA Societe Generale Acceptance N.V.	HSI R Bear CBBC Apr16 M	0.2500	22,088 per 10,000 units	21,988 per 10,000 units	2016/04/28	200,000,000	2015/12/15
62736	SGA Societe Generale Acceptance N.V.	HSI R Bear CBBC Apr16 O	0.2500	22,238 per 10,000 units	22,138 per 10,000 units	2016/04/28	200,000,000	2015/12/15
62749	SGA Societe Generale Acceptance N.V.	HSI R Bear CBBC Jun16 M	0.2500	23,100 per 20,000 units	23,000 per 20,000 units	2016/06/29	400,000,000	2015/12/15
62889	UBS AG	HSI R Bull CBBC Nov 2016 V	0.2500	22,000 per 10,000 units	22,200 per 10,000 units	2016/11/29	200,000,000	2015/12/15
62897	UBS AG	HSI R Bull CBBC Nov 2016 W	0.2500	21,650 per 12,000 units	21,850 per 12,000 units	2016/11/29	200,000,000	2015/12/15
62895	UBS AG	HSI R Bull CBBC Dec 2016 V	0.2500	21,800 per 10,000 units	22,000 per 10,000 units	2016/12/29	200,000,000	2015/12/15
62899	UBS AG	HSI R Bear CBBC Mar 2016 F	0.2500	22,050 per 12,000 units	21,850 per 12,000 units	2016/03/30	200,000,000	2015/12/15
62901	UBS AG	HSI R Bear CBBC Mar 2016 H	0.2500	22,200 per 10,000 units	22,000 per 10,000 units	2016/03/30	200,000,000	2015/12/15
62903	UBS AG	HSI R Bear CBBC Mar 2016 K	0.2500	22,400 per 10,000 units	22,200 per 10,000 units	2016/03/30	200,000,000	2015/12/15
63053	Credit Suisse AG	HSI R Bull CBBC Oct 2016 O	0.2500	21,700 per 10,000 units	21,900 per 10,000 units	2016/10/28	200,000,000	2015/12/16
63072	Credit Suisse AG	HSI R Bear CBBC Apr 2016 F	0.2500	22,200 per 10,000 units	22,000 per 10,000 units	2016/04/28	200,000,000	2015/12/16
63073	Credit Suisse AG	HSI R Bear CBBC Apr 2016 H	0.2500	22,054 per 12,000 units	21,804 per 12,000 units	2016/04/28	200,000,000	2015/12/16
62909	HK Bank	Sinopec Corp R Bear CBBC Nov 2016 A	0.2500	5.7800	5.4800	2016/11/28	40,000,000	2015/12/16
62968	HK Bank	HSI R Bull CBBC Aug 2016 U	0.2500	21,598 per 15,000 units	21,798 per 15,000 units	2016/08/30	150,000,000	2015/12/16
63009	HK Bank	HSI R Bear CBBC May 2016 I	0.2500	22,488 per 15,000 units	22,288 per 15,000 units	2016/05/30	100,000,000	2015/12/16
62993	HK Bank	HSI R Bear CBBC May 2016 Z	0.2500	22,288 per 15,000 units	22,088 per 15,000 units	2016/05/30	100,000,000	2015/12/16
63013	HK Bank	PetCh R Bear CBBC Nov 2016 A	0.2500	6.4300	6.0800	2016/11/28	40,000,000	2015/12/16
62931	HK Bank	Ping An R Bull CBBC Oct 2016 I	0.2500	41.08 per 100 units	42.08 per 100 units	2016/10/26	188,000,000	2015/12/16
62948	HK Bank	Ping An R Bull CBBC Oct 2016 J	0.2500	39.08 per 100 units	40.08 per 100 units	2016/10/28	188,000,000	2015/12/16
62966	HK Bank	Ping An R Bear CBBC Oct 2016 C	0.2500	48.88 per 100 units	47.88 per 100 units	2016/10/28	40,000,000	2015/12/16
63123	J P Morgan SP BV	HSCEI R Bull CBBC Nov 2016 C	0.2500	9,100 per 10,000 units	9,300 per 10,000 units	2016/11/29	100,000,000	2015/12/16
63118	J P Morgan SP BV	HSCEI R Bear CBBC Apr 2016 Y	0.2500	10,000 per 10,000 units	9,800 per 10,000 units	2016/04/28	100,000,000	2015/12/16
63082	J P Morgan SP BV	HSI R Bull CBBC Nov 2016 W	0.2500	21,700 per 10,000 units	21,900 per 10,000 units	2016/11/29	150,000,000	2015/12/16
63108	J P Morgan SP BV	HSI R Bull CBBC Jan 2017 M	0.2500	20,850 per 10,000 units	21,050 per 10,000 units	2017/01/26	150,000,000	2015/12/16
63083	J P Morgan SP BV	HSI R Bear CBBC Mar 2016 V	0.2500	22,004 per 10,000 units	21,804 per 10,000 units	2016/03/30	150,000,000	2015/12/16
63088	J P Morgan SP BV	HSI R Bear CBBC Apr 2016 C	0.2500	22,188 per 10,000 units	21,988 per 10,000 units	2016/04/28	150,000,000	2015/12/16
63104	J P Morgan SP BV	HSI R Bear CBBC Apr 2016 D	0.2500	22,500 per 10,000 units	22,300 per 10,000 units	2016/04/28	150,000,000	2015/12/16
63042	SGA Societe Generale Acceptance N.V.	HSI R Bull CBBC Jun16 H	0.2500	21,758 per 10,000 units	21,858 per 10,000 units	2016/06/29	200,000,000	2015/12/16
63014	SGA Societe Generale Acceptance N.V.	HSI R Bull CBBC Oct16 Q	0.2500	20,758 per 10,000 units	20,858 per 10,000 units	2016/10/28	200,000,000	2015/12/16
63015	SGA Societe Generale Acceptance N.V.	HSI R Bull CBBC Oct16 R	0.2500	21,358 per 10,000 units	21,458 per 10,000 units	2016/10/28	200,000,000	2015/12/16
63049	SGA Societe Generale Acceptance N.V.	HSI R Bear CBBC May16 A	0.2500	21,988 per 10,000 units	21,888 per 10,000 units	2016/05/30	200,000,000	2015/12/16
63051	SGA Societe Generale Acceptance N.V.	HSI R Bear CBBC Jun16 N	0.2500	22,288 per 10,000 units	22,188 per 10,000 units	2016/06/29	200,000,000	2015/12/16
63055	UBS AG	HSI R Bull CBBC Dec 2016 W	0.2500	21,700 per 10,000 units	21,900 per 10,000 units	2016/12/29	200,000,000	2015/12/16
63062	UBS AG	HSI R Bear CBBC Mar 2016 I	0.2500	22,100 per 10,000 units	21,900 per 10,000 units	2016/03/30	200,000,000	2015/12/16
63069	UBS AG	HSI R Bear CBBC Mar 2016 L	0.2500	22,250 per 12,000 units	22,050 per 12,000 units	2016/03/30	200,000,000	2015/12/16
63135	BNP Paribas Arbit Issu B.V.	HSI R Bull CBBC Sep 2016 B	0.2500	21,500 per 10,000 units	21,700 per 10,000 units	2016/09/29	250,000,000	2015/12/17
63124	BNP Paribas Arbit Issu B.V.	HSI R Bear CBBC Apr 2016 P	0.2500	22,400 per 10,000 units	22,200 per 10,000 units	2016/04/28	200,000,000	2015/12/17
63153	BNP Paribas Arbit Issu B.V.	HSI R Bear CBBC Apr 2016 W	0.2500	22,000 per 10,000 units	21,800 per 10,000 units	2016/04/28	200,000,000	2015/12/17
63145	Credit Suisse AG	HSI R Bull CBBC Oct 2016 S	0.2500	21,550 per 10,000 units	21,750 per 10,000 units	2016/10/28	200,000,000	2015/12/17
63147	Credit Suisse AG	HSI R Bear CBBC Mar 2016 Q	0.2500	22,100 per 10,000 units	21,900 per 10,000 units	2016/03/30	200,000,000	2015/12/17

Newly listed callable bull/bear contracts (continued)

Code	Issuer	Name of issue	Issue prices (HK\$)	Strike price (HKD) / Strike level per 10 units	Call price (HKD) / Call level per 10 units	Expiry date	No. of issue (units)	Listing date
63148	Credit Suisse AG	HSI R Bear CBBC Mar 2016 S	0.2500	21,905 per 10,000 units	21,705 per 10,000 units	2016/03/30	200,000,000	2015/12/17
63164	J P Morgan SP BV	HSCEI R Bear CBBC Apr 2016 Z	0.2500	9,700 per 10,000 units	9,500 per 10,000 units	2016/04/28	100,000,000	2015/12/17
63155	J P Morgan SP BV	HSI R Bull CBBC Dec 2016 I	0.2500	21,588 per 10,000 units	21,788 per 10,000 units	2016/12/29	150,000,000	2015/12/17
63173	J P Morgan SP BV	HSI R Bear CBBC Mar 2016 W	0.2500	22,100 per 10,000 units	21,900 per 10,000 units	2016/03/30	150,000,000	2015/12/17
63171	J P Morgan SP BV	HSI R Bear CBBC Mar 2016 Y	0.2500	21,905 per 10,000 units	21,705 per 10,000 units	2016/03/30	150,000,000	2015/12/17
63178	J P Morgan SP BV	HSI R Bear CBBC Apr 2016 I	0.2500	22,388 per 10,000 units	22,188 per 10,000 units	2016/04/28	150,000,000	2015/12/17
63136	Macquarie Bank Ltd.	HSI R Bear CBBC Jul 2016 A	0.2500	22,200 per 15,000 units	22,000 per 15,000 units	2016/07/28	40,000,000	2015/12/17
63125	SGA Societe Generale Acceptance N.V.	HSI R Bull CBBC Oct16 S	0.2500	21,658 per 10,000 units	21,758 per 10,000 units	2016/10/28	200,000,000	2015/12/17
63133	SGA Societe Generale Acceptance N.V.	HSI R Bear CBBC May16 T	0.2500	22,188 per 10,000 units	22,088 per 10,000 units	2016/05/30	200,000,000	2015/12/17
63126	SGA Societe Generale Acceptance N.V.	HSI R Bear CBBC Jun16 O	0.2500	22,038 per 10,000 units	21,938 per 10,000 units	2016/06/29	200,000,000	2015/12/17
63197	UBS AG	HSCEI R Bear CBBC Mar 2016 B	0.2500	10,200 per 10,000 units	10,000 per 10,000 units	2016/03/30	100,000,000	2015/12/17
63181	UBS AG	HSI R Bull CBBC Feb 2017 A	0.2500	21,600 per 10,000 units	21,800 per 10,000 units	2017/02/27	200,000,000	2015/12/17
63186	UBS AG	HSI R Bear CBBC Mar 2016 J	0.2500	22,300 per 10,000 units	22,100 per 10,000 units	2016/03/30	200,000,000	2015/12/17
63184	UBS AG	HSI R Bear CBBC Mar 2016 M	0.2500	22,000 per 10,000 units	21,800 per 10,000 units	2016/03/30	200,000,000	2015/12/17
63248	BNP Paribas Arbit Issu B.V.	HSCEI R Bear CBBC Apr 2016 K	0.2500	9,800 per 10,000 units	9,600 per 10,000 units	2016/04/28	100,000,000	2015/12/18
63207	BNP Paribas Arbit Issu B.V.	HSCEI R Bear CBBC May 2016 C	0.2500	10,000 per 10,000 units	9,800 per 10,000 units	2016/05/30	100,000,000	2015/12/18
63227	BNP Paribas Arbit Issu B.V.	HSI R Bull CBBC Sep 2016 C	0.2500	21,300 per 10,000 units	21,500 per 10,000 units	2016/09/29	250,000,000	2015/12/18
63201	BNP Paribas Arbit Issu B.V.	HSI R Bull CBBC Oct 2016 R	0.2500	21,400 per 10,000 units	21,600 per 10,000 units	2016/10/28	250,000,000	2015/12/18
63311	BNP Paribas Arbit Issu B.V.	HSI R Bull CBBC Oct 2016 S	0.2500	21,200 per 10,000 units	21,400 per 10,000 units	2016/10/28	250,000,000	2015/12/18
63237	BNP Paribas Arbit Issu B.V.	HSI R Bear CBBC Apr 2016 X	0.2500	21,800 per 10,000 units	21,600 per 10,000 units	2016/04/28	200,000,000	2015/12/18
63246	BNP Paribas Arbit Issu B.V.	HSI R Bear CBBC May 2016 J	0.2500	21,900 per 10,000 units	21,700 per 10,000 units	2016/05/30	200,000,000	2015/12/18
63316	BNP Paribas Arbit Issu B.V.	HSI R Bear CBBC May 2016 K	0.2500	21,700 per 10,000 units	21,500 per 10,000 units	2016/05/30	200,000,000	2015/12/18
63251	Credit Suisse AG	HSI R Bull CBBC Sep 2016 M	0.2500	21,500 per 10,000 units	21,700 per 10,000 units	2016/09/29	200,000,000	2015/12/18
63256	Credit Suisse AG	HSI R Bull CBBC Sep 2016 N	0.2500	21,300 per 10,000 units	21,500 per 10,000 units	2016/09/29	200,000,000	2015/12/18
63294	Credit Suisse AG	HSI R Bear CBBC Mar 2016 V	0.2500	21,665 per 10,000 units	21,465 per 10,000 units	2016/03/30	200,000,000	2015/12/18
63265	Credit Suisse AG	HSI R Bear CBBC May 2016 T	0.2500	22,150 per 10,000 units	21,950 per 10,000 units	2016/05/30	200,000,000	2015/12/18
63293	Credit Suisse AG	HSI R Bear CBBC May 2016 U	0.2500	21,850 per 10,000 units	21,650 per 10,000 units	2016/05/30	200,000,000	2015/12/18
63317	J P Morgan SP BV	HSI R Bull CBBC Dec 2016 U	0.2500	21,400 per 10,000 units	21,600 per 10,000 units	2016/12/29	150,000,000	2015/12/18
63321	J P Morgan SP BV	HSI R Bull CBBC Jan 2017 N	0.2500	20,288 per 10,000 units	20,488 per 10,000 units	2017/01/26	150,000,000	2015/12/18
63335	J P Morgan SP BV	HSI R Bear CBBC Mar 2016 I	0.2500	22,088 per 10,000 units	21,888 per 10,000 units	2016/03/30	150,000,000	2015/12/18
63324	J P Morgan SP BV	HSI R Bear CBBC Mar 2016 X	0.2500	21,665 per 10,000 units	21,465 per 10,000 units	2016/03/30	150,000,000	2015/12/18
63332	J P Morgan SP BV	HSI R Bear CBBC Apr 2016 J	0.2500	21,800 per 10,000 units	21,600 per 10,000 units	2016/04/28	150,000,000	2015/12/18
63338	J P Morgan SP BV	HSI R Bear CBBC Apr 2016 K	0.2500	22,288 per 10,000 units	22,088 per 10,000 units	2016/04/28	150,000,000	2015/12/18
63250	Macquarie Bank Ltd.	HSI R Bear CBBC Jul 2016 B	0.2500	21,950 per 15,000 units	21,750 per 15,000 units	2016/07/28	40,000,000	2015/12/18
63209	SGA Societe Generale Acceptance N.V.	HSI R Bull CBBC Jun16 L	0.2500	21,258 per 10,000 units	21,358 per 10,000 units	2016/06/29	200,000,000	2015/12/18
63216	SGA Societe Generale Acceptance N.V.	HSI R Bull CBBC Oct16 T	0.2500	21,558 per 10,000 units	21,658 per 10,000 units	2016/10/28	200,000,000	2015/12/18
63224	SGA Societe Generale Acceptance N.V.	HSI R Bear CBBC May16 X	0.2500	21,688 per 10,000 units	21,588 per 10,000 units	2016/05/30	200,000,000	2015/12/18
63217	SGA Societe Generale Acceptance N.V.	HSI R Bear CBBC Jun16 P	0.2500	21,838 per 10,000 units	21,738 per 10,000 units	2016/06/29	200,000,000	2015/12/18
63297	UBS AG	HSI R Bull CBBC Nov 2016 X	0.2500	21,500 per 10,000 units	21,700 per 10,000 units	2016/11/29	200,000,000	2015/12/18
63300	UBS AG	HSI R Bull CBBC Dec 2016 X	0.2500	21,350 per 12,000 units	21,550 per 12,000 units	2016/12/29	200,000,000	2015/12/18
63301	UBS AG	HSI R Bear CBBC Mar 2016 N	0.2500	21,700 per 10,000 units	21,500 per 10,000 units	2016/03/30	200,000,000	2015/12/18
63305	UBS AG	HSI R Bear CBBC Apr 2016 A	0.2500	21,900 per 12,000 units	21,650 per 12,000 units	2016/04/28	200,000,000	2015/12/18
63414	BNP Paribas Arbit Issu B.V.	HSI R Bull CBBC Sep 2016 D	0.2500	21,000 per 10,000 units	21,200 per 10,000 units	2016/09/29	250,000,000	2015/12/21

Newly listed callable bull/bear contracts (continued)

Code	Issuer	Name of issue	Issue prices (HK\$)	Strike price (HKD) / Strike level per 10 units	Call price (HKD) / Call level per 10 units	Expiry date	No. of issue (units)	Listing date
63405	BNP Paribas Arbit Issu B.V.	HSI R Bull CBBC Oct 2016 T	0.2500	21,100 per 10,000 units	21,300 per 10,000 units	2016/10/28	250,000,000	2015/12/21
63419	BNP Paribas Arbit Issu B.V.	HSI R Bull CBBC Oct 2016 U	0.2500	20,900 per 10,000 units	21,100 per 10,000 units	2016/10/28	250,000,000	2015/12/21
63479	BNP Paribas Arbit Issu B.V.	HSI R Bear CBBC Apr 2016 N	0.2500	21,500 per 10,000 units	21,300 per 10,000 units	2016/04/28	200,000,000	2015/12/21
63477	BNP Paribas Arbit Issu B.V.	HSI R Bear CBBC May 2016 L	0.2500	21,600 per 10,000 units	21,400 per 10,000 units	2016/05/30	200,000,000	2015/12/21
63537	Credit Suisse AG	HSCEI R Bear CBBC Mar 2016 C	0.2500	10,000 per 10,000 units	9,800 per 10,000 units	2016/03/30	100,000,000	2015/12/21
63532	Credit Suisse AG	HSI R Bull CBBC Oct 2016 U	0.2500	21,214 per 12,000 units	21,464 per 12,000 units	2016/10/28	200,000,000	2015/12/21
63534	Credit Suisse AG	HSI R Bull CBBC Oct 2016 V	0.2500	21,100 per 10,000 units	21,300 per 10,000 units	2016/10/28	200,000,000	2015/12/21
63535	Credit Suisse AG	HSI R Bull CBBC Oct 2016 W	0.2500	20,900 per 10,000 units	21,100 per 10,000 units	2016/10/28	200,000,000	2015/12/21
63538	Credit Suisse AG	HSI R Bear CBBC Apr 2016 M	0.2500	21,950 per 10,000 units	21,750 per 10,000 units	2016/04/28	200,000,000	2015/12/21
63556	Credit Suisse AG	HSI R Bear CBBC Apr 2016 N	0.2500	21,800 per 10,000 units	21,600 per 10,000 units	2016/04/28	200,000,000	2015/12/21
63557	Credit Suisse AG	HSI R Bear CBBC Apr 2016 P	0.2500	21,600 per 10,000 units	21,400 per 10,000 units	2016/04/28	200,000,000	2015/12/21
63558	Credit Suisse AG	HSI R Bear CBBC Apr 2016 S	0.2500	21,532 per 12,000 units	21,282 per 12,000 units	2016/04/28	200,000,000	2015/12/21
63491	Bank of East Asia	Sinopec Corp R Bull CBBC Dec 2016 B	0.2500	3.2000	3.4800	2016/12/06	60,000,000	2015/12/21
63494	Bank of East Asia	TCH R Bull CBBC Dec 2016 B	0.2500	130 per 100 units	132.88 per 100 units	2016/12/05	40,000,000	2015/12/21
63595	Goldman Sachs SP (Asia)	HSI R Bull CBBC Sep 2016 B	0.2550	20,200 per 10,000 units	20,400 per 10,000 units	2016/09/29	200,000,000	2015/12/21
63596	Goldman Sachs SP (Asia)	HSI R Bull CBBC Sep 2016 C	0.2550	20,400 per 10,000 units	20,600 per 10,000 units	2016/09/29	200,000,000	2015/12/21
63597	Goldman Sachs SP (Asia)	HSI R Bear CBBC Apr 2016 G	0.2580	22,000 per 10,000 units	21,800 per 10,000 units	2016/04/28	200,000,000	2015/12/21
63598	Goldman Sachs SP (Asia)	HSI R Bear CBBC Apr 2016 H	0.2560	22,400 per 10,000 units	22,200 per 10,000 units	2016/04/28	200,000,000	2015/12/21
63343	HK Bank	CC Bank R Bull CBBC Aug 2016 F	0.2500	4.6800	4.7800	2016/08/29	100,000,000	2015/12/21
63344	HK Bank	CNOOC R Bull CBBC Nov 2016 G	0.2500	6.1800	6.6800	2016/11/21	60,000,000	2015/12/21
63348	HK Bank	CNOOC R Bear CBBC Nov 2016 A	0.2500	9.3800	8.8800	2016/11/21	40,000,000	2015/12/21
63358	HK Bank	Sinopec Corp R Bull CBBC Jan 2017 A	0.2500	2.8300	3.1300	2017/01/16	80,000,000	2015/12/21
63354	HK Bank	HKEX R Bear CBBC Jul 2016 H	0.2500	209.88 per 100 units	206.88 per 100 units	2016/07/11	50,000,000	2015/12/21
63381	HK Bank	HSCEI R Bear CBBC Sep 2016 C	0.2500	9,788 per 10,000 units	9,588 per 10,000 units	2016/09/29	68,000,000	2015/12/21
63362	HK Bank	HSCEI R Bear CBBC Oct 2016 C	0.2500	10,088 per 10,000 units	9,888 per 10,000 units	2016/10/28	68,000,000	2015/12/21
63386	HK Bank	HSI R Bear CBBC Aug 2016 L	0.2500	21,688 per 15,000 units	21,488 per 15,000 units	2016/08/30	100,000,000	2015/12/21
63378	HK Bank	HSI R Bear CBBC Sep 2016 I	0.2500	21,988 per 15,000 units	21,788 per 15,000 units	2016/09/29	100,000,000	2015/12/21
63384	HK Bank	ICBC R Bull CBBC Aug 2016 B	0.2500	4.0300	4.1800	2016/08/31	80,000,000	2015/12/21
63389	HK Bank	ICBC R Bull CBBC Sep 2016 B	0.2500	3.6300	3.7800	2016/09/30	80,000,000	2015/12/21
63400	HK Bank	ICBC R Bear CBBC Sep 2016 A	0.2500	5.2300	5.0800	2016/09/30	40,000,000	2015/12/21
63609	J P Morgan SP BV	China Life R Bull CBBC Dec 2016 A	0.2500	22.28 per 100 units	22.88 per 100 units	2016/12/16	100,000,000	2015/12/21
63612	J P Morgan SP BV	HKEX R Bull CBBC Sep 2016 D	0.2500	178.88 per 100 units	183.88 per 100 units	2016/09/15	100,000,000	2015/12/21
63470	J P Morgan SP BV	HSI R Bull CBBC Sep 2016 Z	0.2500	21,100 per 10,000 units	21,300 per 10,000 units	2016/09/29	200,000,000	2015/12/21
63466	J P Morgan SP BV	HSI R Bull CBBC Oct 2016 U	0.2500	21,264 per 10,000 units	21,464 per 10,000 units	2016/10/28	150,000,000	2015/12/21
63471	J P Morgan SP BV	HSI R Bull CBBC Nov 2016 X	0.2500	20,900 per 10,000 units	21,100 per 10,000 units	2016/11/29	200,000,000	2015/12/21
63585	J P Morgan SP BV	HSI R Bear CBBC Mar 2016 F	0.2500	21,488 per 10,000 units	21,288 per 10,000 units	2016/03/30	150,000,000	2015/12/21
63586	J P Morgan SP BV	HSI R Bear CBBC Mar 2016 G	0.2500	21,700 per 10,000 units	21,500 per 10,000 units	2016/03/30	200,000,000	2015/12/21
63592	J P Morgan SP BV	HSI R Bear CBBC Apr 2016 L	0.2500	21,988 per 10,000 units	21,788 per 10,000 units	2016/04/28	150,000,000	2015/12/21
63610	J P Morgan SP BV	Sands China R Bull CBBC Dec 2016 A	0.2500	21.88 per 100 units	23.88 per 100 units	2016/12/16	100,000,000	2015/12/21
63512	Macquarie Bank Ltd.	HSI R Bull CBBC May 2016 I	0.2500	19,900 per 15,000 units	20,100 per 15,000 units	2016/05/30	40,000,000	2015/12/21
63521	Macquarie Bank Ltd.	HSI R Bull CBBC May 2016 J	0.2550	19,650 per 15,000 units	19,850 per 15,000 units	2016/05/30	40,000,000	2015/12/21
63522	Macquarie Bank Ltd.	HSI R Bull CBBC May 2016 K	0.2600	19,400 per 15,000 units	19,600 per 15,000 units	2016/05/30	40,000,000	2015/12/21
63508	Macquarie Bank Ltd.	HSI R Bear CBBC Jul 2016 C	0.2500	21,700 per 15,000 units	21,500 per 15,000 units	2016/07/28	40,000,000	2015/12/21

Newly listed callable bull/bear contracts (continued)

Code	Issuer	Name of issue	Issue prices (HK\$)	Strike price (HKD) / Strike level per 10 units	Call price (HKD) / Call level per 10 units	Expiry date	No. of issue (units)	Listing date
63440	SGA Societe Generale Acceptance N.V.	HSI R Bull CBBC Jun16 O	0.2500	21,008 per 10,000 units	21,108 per 10,000 units	2016/06/29	200,000,000	2015/12/21
63462	SGA Societe Generale Acceptance N.V.	HSI R Bull CBBC Jul16 T	0.2500	21,308 per 10,000 units	21,408 per 10,000 units	2016/07/28	200,000,000	2015/12/21
63426	SGA Societe Generale Acceptance N.V.	HSI R Bull CBBC Oct16 U	0.2500	20,358 per 10,000 units	20,458 per 10,000 units	2016/10/28	200,000,000	2015/12/21
63427	SGA Societe Generale Acceptance N.V.	HSI R Bull CBBC Oct16 V	0.2500	20,558 per 10,000 units	20,658 per 10,000 units	2016/10/28	200,000,000	2015/12/21
63460	SGA Societe Generale Acceptance N.V.	HSI R Bull CBBC Oct16 W	0.2500	21,158 per 10,000 units	21,258 per 10,000 units	2016/10/28	200,000,000	2015/12/21
63527	SGA Societe Generale Acceptance N.V.	HSI R Bear CBBC Apr16 P	0.2500	21,388 per 10,000 units	21,288 per 10,000 units	2016/04/28	200,000,000	2015/12/21
63529	SGA Societe Generale Acceptance N.V.	HSI R Bear CBBC Apr16 Q	0.2500	21,538 per 10,000 units	21,438 per 10,000 units	2016/04/28	200,000,000	2015/12/21
63530	SGA Societe Generale Acceptance N.V.	HSI R Bear CBBC Apr16 T	0.2500	21,738 per 10,000 units	21,638 per 10,000 units	2016/04/28	200,000,000	2015/12/21
63561	UBS AG	HSI R Bull CBBC Nov 2016 Y	0.2500	21,250 per 10,000 units	21,450 per 10,000 units	2016/11/29	200,000,000	2015/12/21
63565	UBS AG	HSI R Bull CBBC Dec 2016 Y	0.2500	21,100 per 10,000 units	21,300 per 10,000 units	2016/12/29	200,000,000	2015/12/21
63566	UBS AG	HSI R Bull CBBC Dec 2016 Z	0.2500	20,950 per 10,000 units	21,150 per 10,000 units	2016/12/29	200,000,000	2015/12/21
63567	UBS AG	HSI R Bear CBBC Mar 2016 T	0.2500	21,500 per 10,000 units	21,300 per 10,000 units	2016/03/30	200,000,000	2015/12/21
63572	UBS AG	HSI R Bear CBBC Mar 2016 U	0.2500	21,800 per 10,000 units	21,600 per 10,000 units	2016/03/30	200,000,000	2015/12/21
63569	UBS AG	HSI R Bear CBBC Apr 2016 B	0.2500	21,650 per 12,000 units	21,450 per 12,000 units	2016/04/28	200,000,000	2015/12/21
63707	Credit Suisse AG	HSI R Bull CBBC Nov 2016 U	0.2500	21,200 per 10,000 units	21,400 per 10,000 units	2016/11/29	200,000,000	2015/12/22
63726	Credit Suisse AG	HSI R Bull CBBC Nov 2016 V	0.2500	21,050 per 10,000 units	21,250 per 10,000 units	2016/11/29	200,000,000	2015/12/22
63729	Credit Suisse AG	HSI R Bull CBBC Nov 2016 W	0.2500	20,850 per 10,000 units	21,050 per 10,000 units	2016/11/29	200,000,000	2015/12/22
63675	Credit Suisse AG	HSI R Bear CBBC May 2016 V	0.2500	21,533 per 10,000 units	21,333 per 10,000 units	2016/05/30	200,000,000	2015/12/22
63676	Credit Suisse AG	HSI R Bear CBBC May 2016 W	0.2500	21,750 per 10,000 units	21,550 per 10,000 units	2016/05/30	200,000,000	2015/12/22
63644	HK Bank	China Life R Bull CBBC Jul 2016 D	0.2500	23.2800	23.8800	2016/07/29	60,000,000	2015/12/22
63643	HK Bank	CSOP A50 ETF R Bull CBBC Oct 2016 B	0.2500	12.1300	12.2800	2016/10/17	100,000,000	2015/12/22
63631	HK Bank	HSCEI R Bull CBBC Oct 2016 I	0.2500	8,998 per 10,000 units	9,198 per 10,000 units	2016/10/28	100,000,000	2015/12/22
63613	HK Bank	HSI R Bull CBBC Sep 2016 Y	0.2500	21,098 per 15,000 units	21,298 per 15,000 units	2016/09/29	150,000,000	2015/12/22
63617	HK Bank	HSI R Bull CBBC Oct 2016 Q	0.2500	20,898 per 15,000 units	21,098 per 15,000 units	2016/10/28	150,000,000	2015/12/22
63745	J P Morgan SP BV	HSI R Bull CBBC Oct 2016 V	0.2500	21,000 per 10,000 units	21,200 per 10,000 units	2016/10/28	200,000,000	2015/12/22
63744	J P Morgan SP BV	HSI R Bull CBBC Nov 2016 N	0.2500	21,200 per 10,000 units	21,400 per 10,000 units	2016/11/29	200,000,000	2015/12/22
63746	J P Morgan SP BV	HSI R Bear CBBC May 2016 A	0.2500	21,788 per 10,000 units	21,588 per 10,000 units	2016/05/30	150,000,000	2015/12/22
63664	SGA Societe Generale Acceptance N.V.	HSI R Bull CBBC Jul16 Q	0.2500	21,058 per 10,000 units	21,158 per 10,000 units	2016/07/28	200,000,000	2015/12/22
63651	SGA Societe Generale Acceptance N.V.	HSI R Bull CBBC Aug16 Q	0.2500	20,458 per 10,000 units	20,558 per 10,000 units	2016/08/30	200,000,000	2015/12/22
63666	SGA Societe Generale Acceptance N.V.	HSI R Bull CBBC Sep16 J	0.2500	21,208 per 10,000 units	21,308 per 10,000 units	2016/09/29	200,000,000	2015/12/22
63667	SGA Societe Generale Acceptance N.V.	HSI R Bear CBBC Jun16 Q	0.2500	21,588 per 10,000 units	21,488 per 10,000 units	2016/06/29	200,000,000	2015/12/22
63741	UBS AG	HSI R Bull CBBC Nov 2016 H	0.2500	21,000 per 12,000 units	21,250 per 12,000 units	2016/11/29	200,000,000	2015/12/22
63740	UBS AG	HSI R Bull CBBC Nov 2016 Z	0.2500	21,200 per 10,000 units	21,400 per 10,000 units	2016/11/29	200,000,000	2015/12/22
63743	UBS AG	HSI R Bull CBBC Dec 2016 D	0.2500	20,900 per 10,000 units	21,100 per 10,000 units	2016/12/29	200,000,000	2015/12/22
63738	UBS AG	HSI R Bear CBBC Apr 2016 C	0.2500	21,600 per 10,000 units	21,400 per 10,000 units	2016/04/28	200,000,000	2015/12/22
63739	UBS AG	HSI R Bear CBBC Apr 2016 D	0.2500	21,900 per 10,000 units	21,700 per 10,000 units	2016/04/28	200,000,000	2015/12/22
64837*	Goldman Sachs SP (Asia)	HSI R Bull CBBC Jul 2016 A	0.1120	20,600 per 10,000 units	20,800 per 10,000 units	2016/07/28	150,000,000	2015/12/22
63832	BNP Paribas Arbit Issu B.V.	Ch Mob R Bull CBBC Dec 2016 C	0.2500	74 per units	76 per units	2016/12/30	50,000,000	2015/12/23
63829	BNP Paribas Arbit Issu B.V.	HKEX R Bull CBBC Sep 2016 E	0.2500	185 per units	190 per units	2016/09/30	40,000,000	2015/12/23
63899	Credit Suisse AG	HSCEI R Bull CBBC Sep 2016 B	0.2500	9,100 per 10,000 units	9,300 per 10,000 units	2016/09/29	100,000,000	2015/12/23
63898	Credit Suisse AG	HSCEI R Bull CBBC Oct 2016 B	0.2500	8,750 per 10,000 units	8,950 per 10,000 units	2016/10/28	100,000,000	2015/12/23
63886	Credit Suisse AG	HSI R Bull CBBC Sep 2016 A	0.2500	20,950 per 10,000 units	21,150 per 10,000 units	2016/09/29	200,000,000	2015/12/23
63888	Credit Suisse AG	HSI R Bull CBBC Sep 2016 F	0.2500	21,150 per 10,000 units	21,350 per 10,000 units	2016/09/29	200,000,000	2015/12/23

Newly listed callable bull/bear contracts (continued)

Code	Issuer	Name of issue	Issue prices (HK\$)	Strike price (HKD) / Strike level per 10 units	Call price (HKD) / Call level per 10 units	Expiry date	No. of issue (units)	Listing date
63893	Credit Suisse AG	HSI R Bull CBBC Sep 2016 U	0.2500	21,499 per 12,000 units	21,749 per 12,000 units	2016/09/29	200,000,000	2015/12/23
63889	Credit Suisse AG	HSI R Bull CBBC Oct 2016 A	0.2500	21,400 per 10,000 units	21,600 per 10,000 units	2016/10/28	200,000,000	2015/12/23
63868	Credit Suisse AG	HSI R Bear CBBC Apr 2016 W	0.2500	21,700 per 10,000 units	21,500 per 10,000 units	2016/04/28	200,000,000	2015/12/23
63884	Credit Suisse AG	HSI R Bear CBBC May 2016 X	0.2500	22,100 per 12,000 units	21,850 per 12,000 units	2016/05/30	200,000,000	2015/12/23
63864	Credit Suisse AG	HSI R Bear CBBC Jun 2016 D	0.2500	21,600 per 12,000 units	21,350 per 12,000 units	2016/06/29	200,000,000	2015/12/23
63906	J P Morgan SP BV	HSI R Bull CBBC Oct 2016 W	0.2500	21,549 per 10,000 units	21,749 per 10,000 units	2016/10/28	150,000,000	2015/12/23
63935	J P Morgan SP BV	HSI R Bull CBBC Nov 2016 P	0.2500	21,300 per 10,000 units	21,500 per 10,000 units	2016/11/29	200,000,000	2015/12/23
63810	J P Morgan SP BV	HSI R Bear CBBC Mar 2016 M	0.2500	21,900 per 10,000 units	21,700 per 10,000 units	2016/03/30	200,000,000	2015/12/23
63791	J P Morgan SP BV	HSI R Bear CBBC May 2016 B	0.2500	21,500 per 10,000 units	21,300 per 10,000 units	2016/05/30	200,000,000	2015/12/23
63817	SGA Societe Generale Acceptance N.V.	HSI R Bull CBBC Jun16 M	0.2500	21,458 per 10,000 units	21,558 per 10,000 units	2016/06/29	200,000,000	2015/12/23
63820	SGA Societe Generale Acceptance N.V.	HSI R Bull CBBC Jun16 U	0.2500	21,608 per 10,000 units	21,708 per 10,000 units	2016/06/29	200,000,000	2015/12/23
63813	SGA Societe Generale Acceptance N.V.	HSI R Bull CBBC Aug16 R	0.2500	21,108 per 10,000 units	21,208 per 10,000 units	2016/08/30	200,000,000	2015/12/23
63750	SGA Societe Generale Acceptance N.V.	HSI R Bear CBBC Apr16 V	0.2500	21,638 per 10,000 units	21,538 per 10,000 units	2016/04/28	200,000,000	2015/12/23
63748	SGA Societe Generale Acceptance N.V.	HSI R Bear CBBC May16 S	0.2500	21,438 per 10,000 units	21,338 per 10,000 units	2016/05/30	200,000,000	2015/12/23
63782	SGA Societe Generale Acceptance N.V.	HSI R Bear CBBC May16 Y	0.2500	21,888 per 10,000 units	21,788 per 10,000 units	2016/05/30	200,000,000	2015/12/23
63837	UBS AG	HSBC R Bear CBBC Jul 2016 A	0.2500	77.50 per units	75 per units	2016/07/18	100,000,000	2015/12/23
63838	UBS AG	HSCEI R Bull CBBC Oct 2016 E	0.2500	9,050 per 10,000 units	9,250 per 10,000 units	2016/10/28	200,000,000	2015/12/23
63841	UBS AG	HSI R Bull CBBC Oct 2016 U	0.2500	21,499 per 12,000 units	21,749 per 12,000 units	2016/10/28	200,000,000	2015/12/23
63862	UBS AG	HSI R Bull CBBC Oct 2016 V	0.2500	20,850 per 12,000 units	21,050 per 12,000 units	2016/10/28	200,000,000	2015/12/23
63859	UBS AG	HSI R Bull CBBC Nov 2016 I	0.2500	21,150 per 12,000 units	21,350 per 12,000 units	2016/11/29	200,000,000	2015/12/23
63860	UBS AG	HSI R Bull CBBC Nov 2016 J	0.2500	21,000 per 10,000 units	21,200 per 10,000 units	2016/11/29	200,000,000	2015/12/23
63844	UBS AG	HSI R Bull CBBC Feb 2017 B	0.2500	21,400 per 10,000 units	21,600 per 10,000 units	2017/02/27	200,000,000	2015/12/23
63834	UBS AG	Ping An R Bull CBBC Oct 2016 D	0.2500	39.30 per units	40.50 per units	2016/10/03	100,000,000	2015/12/23
63836	UBS AG	TCH R Bull CBBC Jul 2016 E	0.2500	142 per units	145 per units	2016/07/18	50,000,000	2015/12/23
63984	BNP Paribas Arbit Issu B.V.	HSCEI R Bull CBBC Nov 2016 J	0.2500	9,000 per 10,000 units	9,200 per 10,000 units	2016/11/29	100,000,000	2015/12/24
63986	BNP Paribas Arbit Issu B.V.	HSCEI R Bull CBBC Dec 2016 J	0.2500	9,200 per 10,000 units	9,400 per 10,000 units	2016/12/29	100,000,000	2015/12/24
64004	BNP Paribas Arbit Issu B.V.	HSCEI R Bear CBBC Aug 2016 A	0.2500	12,200 per 10,000 units	12,000 per 10,000 units	2016/08/30	100,000,000	2015/12/24
64003	BNP Paribas Arbit Issu B.V.	HSI R Bull CBBC Sep 2016 E	0.2500	21,700 per 10,000 units	21,900 per 10,000 units	2016/09/29	250,000,000	2015/12/24
64002	BNP Paribas Arbit Issu B.V.	HSI R Bull CBBC Oct 2016 V	0.2500	21,600 per 10,000 units	21,800 per 10,000 units	2016/10/28	250,000,000	2015/12/24
63964	BNP Paribas Arbit Issu B.V.	HSI R Bear CBBC Apr 2016 L	0.2500	22,000 per 10,000 units	21,800 per 10,000 units	2016/04/28	200,000,000	2015/12/24
63981	BNP Paribas Arbit Issu B.V.	HSI R Bear CBBC Apr 2016 Y	0.2500	22,200 per 10,000 units	22,000 per 10,000 units	2016/04/28	200,000,000	2015/12/24
63976	BNP Paribas Arbit Issu B.V.	HSI R Bear CBBC May 2016 M	0.2500	22,100 per 10,000 units	21,900 per 10,000 units	2016/05/30	200,000,000	2015/12/24
64016	Credit Suisse AG	HSI R Bull CBBC Nov 2016 X	0.2500	21,000 per 10,000 units	21,200 per 10,000 units	2016/11/29	200,000,000	2015/12/24
64017	Credit Suisse AG	HSI R Bull CBBC Nov 2016 Y	0.2500	21,450 per 10,000 units	21,650 per 10,000 units	2016/11/29	200,000,000	2015/12/24
64022	Credit Suisse AG	HSI R Bull CBBC Nov 2016 Z	0.2500	21,706 per 10,000 units	21,906 per 10,000 units	2016/11/29	200,000,000	2015/12/24
64014	Credit Suisse AG	HSI R Bear CBBC Mar 2016 A	0.2500	22,100 per 10,000 units	21,900 per 10,000 units	2016/03/30	200,000,000	2015/12/24
64015	Credit Suisse AG	HSI R Bear CBBC Mar 2016 Q	0.2500	22,350 per 10,000 units	22,150 per 10,000 units	2016/03/30	200,000,000	2015/12/24
64013	Credit Suisse AG	HSI R Bear CBBC Mar 2016 W	0.2500	21,902 per 10,000 units	21,702 per 10,000 units	2016/03/30	200,000,000	2015/12/24
63937	Goldman Sachs SP (Asia)	HSI R Bull CBBC Sep 2016 D	0.2530	21,000 per 10,000 units	21,200 per 10,000 units	2016/09/29	200,000,000	2015/12/24
63957	HK Bank	ABC R Bull CBBC Nov 2016 C	0.2500	2.6300	2.7800	2016/11/07	80,000,000	2015/12/24
63941	HK Bank	Galaxy Ent R Bull CBBC Nov 2016 D	0.2900	20.3800	22.3800	2016/11/28	50,000,000	2015/12/24
63952	HK Bank	HKEx R Bull CBBC Oct 2016 O	0.2500	188.88 per 100 units	191.88 per 100 units	2016/10/12	100,000,000	2015/12/24
63943	HK Bank	HS H-SH ETF R Bull CBBC Sep 2016 C	0.2500	88.38 per 100 units	90.38 per 100 units	2016/09/29	100,000,000	2015/12/24

Newly listed callable bull/bear contracts (continued)

Code	Issuer	Name of issue	Issue prices (HK\$)	Strike price (HKD) / Strike level per 10 units	Call price (HKD) / Call level per 10 units	Expiry date	No. of issue (units)	Listing date
63954	HK Bank	HSCEI R Bull CBBC Sep 2016 J	0.2500	9,198 per 10,000 units	9,398 per 10,000 units	2016/09/29	100,000,000	2015/12/24
63953	HK Bank	HSI R Bull CBBC Aug 2016 V	0.2500	21,398 per 15,000 units	21,598 per 15,000 units	2016/08/30	150,000,000	2015/12/24
63987	Macquarie Bank Ltd.	HSI R Bull CBBC Jul 2016 B	0.2500	21,400 per 15,000 units	21,600 per 15,000 units	2016/07/28	40,000,000	2015/12/24
63989	Macquarie Bank Ltd.	HSI R Bull CBBC Jul 2016 C	0.2550	21,150 per 15,000 units	21,350 per 15,000 units	2016/07/28	40,000,000	2015/12/24
63991	Macquarie Bank Ltd.	HSI R Bull CBBC Jul 2016 D	0.2600	20,900 per 15,000 units	21,100 per 15,000 units	2016/07/28	40,000,000	2015/12/24
63995	SGA Societe Generale Acceptance N.V.	HSI R Bull CBBC Jun 16Y	0.2500	21,758 per 10,000 units	21,858 per 10,000 units	2016/06/29	200,000,000	2015/12/24
63993	SGA Societe Generale Acceptance N.V.	HSI R Bull CBBC Jul 16U	0.2500	21,508 per 10,000 units	21,608 per 10,000 units	2016/07/28	200,000,000	2015/12/24
63963	SGA Societe Generale Acceptance N.V.	HSI R Bear CBBC May 16F	0.2500	22,338 per 10,000 units	22,238 per 10,000 units	2016/05/30	200,000,000	2015/12/24
63961	SGA Societe Generale Acceptance N.V.	HSI R Bear CBBC May 16V	0.2500	21,988 per 10,000 units	21,888 per 10,000 units	2016/05/30	200,000,000	2015/12/24
63997	SGA Societe Generale Acceptance N.V.	HSI R Bear CBBC Jun 16R	0.2500	22,138 per 10,000 units	22,038 per 10,000 units	2016/06/29	200,000,000	2015/12/24
64010	UBS AG	HSI R Bull CBBC Oct 2016 W	0.2500	21,450 per 10,000 units	21,650 per 10,000 units	2016/10/28	200,000,000	2015/12/24
64007	UBS AG	HSI R Bull CBBC Dec 2016 E	0.2500	21,700 per 10,000 units	21,900 per 10,000 units	2016/12/29	200,000,000	2015/12/24
64011	UBS AG	HSI R Bull CBBC Dec 2016 I	0.2500	21,300 per 10,000 units	21,500 per 10,000 units	2016/12/29	200,000,000	2015/12/24
64005	UBS AG	HSI R Bear CBBC Mar 2016 W	0.2500	22,000 per 10,000 units	21,800 per 10,000 units	2016/03/30	200,000,000	2015/12/24
64006	UBS AG	HSI R Bear CBBC Mar 2016 Y	0.2500	22,200 per 10,000 units	22,000 per 10,000 units	2016/03/30	200,000,000	2015/12/24
64024	BNP Paribas Arbit Issu B.V.	HSI R Bull CBBC Nov 2016 H	0.2500	21,500 per 10,000 units	21,700 per 10,000 units	2016/11/29	250,000,000	2015/12/28
64053	Credit Suisse AG	HSI R Bull CBBC Dec 2016 J	0.2500	21,650 per 10,000 units	21,850 per 10,000 units	2016/12/29	200,000,000	2015/12/28
64058	Credit Suisse AG	HSI R Bull CBBC Dec 2016 K	0.2500	21,500 per 10,000 units	21,700 per 10,000 units	2016/12/29	200,000,000	2015/12/28
64059	Credit Suisse AG	HSI R Bull CBBC Dec 2016 L	0.2500	21,350 per 10,000 units	21,550 per 10,000 units	2016/12/29	200,000,000	2015/12/28
64078	Credit Suisse AG	HSI R Bear CBBC Apr 2016 T	0.2500	22,200 per 10,000 units	22,000 per 10,000 units	2016/04/28	200,000,000	2015/12/28
64084	Credit Suisse AG	HSI R Bear CBBC Apr 2016 X	0.2500	22,000 per 10,000 units	21,800 per 10,000 units	2016/04/28	200,000,000	2015/12/28
64089	J P Morgan SP BV	HSI R Bull CBBC Oct 2016 X	0.2500	21,150 per 10,000 units	21,350 per 10,000 units	2016/10/28	150,000,000	2015/12/28
64085	J P Morgan SP BV	HSI R Bull CBBC Nov 2016 V	0.2500	21,488 per 10,000 units	21,688 per 10,000 units	2016/11/29	150,000,000	2015/12/28
64098	J P Morgan SP BV	HSI R Bear CBBC Mar 2016 N	0.2500	22,200 per 10,000 units	22,000 per 10,000 units	2016/03/30	200,000,000	2015/12/28
64037	SGA Societe Generale Acceptance N.V.	HSI R Bull CBBC Aug16 N	0.2500	21,708 per 10,000 units	21,808 per 10,000 units	2016/08/30	200,000,000	2015/12/28
64031	SGA Societe Generale Acceptance N.V.	HSI R Bull CBBC Aug16 P	0.2500	21,408 per 10,000 units	21,508 per 10,000 units	2016/08/30	200,000,000	2015/12/28
64032	SGA Societe Generale Acceptance N.V.	HSI R Bull CBBC Sep16 Y	0.2500	21,558 per 10,000 units	21,658 per 10,000 units	2016/09/29	200,000,000	2015/12/28
64041	SGA Societe Generale Acceptance N.V.	HSI R Bear CBBC Jun16 S	0.2500	22,038 per 10,000 units	21,938 per 10,000 units	2016/06/29	200,000,000	2015/12/28
64046	UBS AG	HSI R Bull CBBC Nov 2016 L	0.2500	21,650 per 12,000 units	21,850 per 12,000 units	2016/11/29	200,000,000	2015/12/28
64048	UBS AG	HSI R Bull CBBC Nov 2016 M	0.2500	21,500 per 10,000 units	21,700 per 10,000 units	2016/11/29	200,000,000	2015/12/28
64044	UBS AG	HSI R Bear CBBC Mar 2016 Z	0.2500	22,100 per 10,000 units	21,900 per 10,000 units	2016/03/30	200,000,000	2015/12/28
64141	Credit Suisse AG	HSI R Bull CBBC Oct 2016 D	0.2500	21,600 per 10,000 units	21,800 per 10,000 units	2016/10/28	200,000,000	2015/12/29
64139	Credit Suisse AG	HSI R Bear CBBC May 2016 Y	0.2500	21,956 per 10,000 units	21,756 per 10,000 units	2016/05/30	200,000,000	2015/12/29
64140	Credit Suisse AG	HSI R Bear CBBC May 2016 Z	0.2500	22,150 per 10,000 units	21,950 per 10,000 units	2016/05/30	200,000,000	2015/12/29
64155	Goldman Sachs SP (Asia)	HSI R Bull CBBC Sep 2016 E	0.3480	18,400 per 10,000 units	18,600 per 10,000 units	2016/09/29	200,000,000	2015/12/29
64156	Goldman Sachs SP (Asia)	HSI R Bull CBBC Sep 2016 F	0.2890	19,000 per 10,000 units	19,200 per 10,000 units	2016/09/29	200,000,000	2015/12/29
64160	Goldman Sachs SP (Asia)	HSI R Bull CBBC Sep 2016 G	0.2530	19,600 per 10,000 units	19,800 per 10,000 units	2016/09/29	200,000,000	2015/12/29
64101	HK Bank	A50 R Bull CBBC Oct 2016 F	0.2500	10.4300	10.5800	2016/10/17	100,000,000	2015/12/29
64108	HK Bank	HSI R Bull CBBC Oct 2016 R	0.2500	21,298 per 15,000 units	21,498 per 15,000 units	2016/10/28	150,000,000	2015/12/29
64100	HK Bank	TCH R Bull CBBC Aug 2016 M	0.2500	143.88 per 100 units	145.88 per 100 units	2016/08/31	100,000,000	2015/12/29
64143	J P Morgan SP BV	HSI R Bull CBBC Nov 2016 Y	0.2500	21,600 per 10,000 units	21,800 per 10,000 units	2016/11/29	200,000,000	2015/12/29
64145	J P Morgan SP BV	HSI R Bull CBBC Dec 2016 V	0.2500	21,388 per 10,000 units	21,588 per 10,000 units	2016/12/29	150,000,000	2015/12/29
64149	J P Morgan SP BV	HSI R Bull CBBC Jan 2017 O	0.2500	21,088 per 10,000 units	21,288 per 10,000 units	2017/01/26	150,000,000	2015/12/29

Newly listed callable bull/bear contracts (continued)

Code	Issuer	Name of issue	Issue prices (HK\$)	Strike price (HKD) / Strike level per 10 units	Call price (HKD) / Call level per 10 units	Expiry date	No. of issue (units)	Listing date
64142	J P Morgan SP BV	HSI R Bear CBBC Mar 2016 U	0.2500	22,000 per 10,000 units	21,800 per 10,000 units	2016/03/30	200,000,000	2015/12/29
64153	J P Morgan SP BV	HSI R Bear CBBC Apr 2016 R	0.2500	22,350 per 10,000 units	22,150 per 10,000 units	2016/04/28	150,000,000	2015/12/29
64109	SGA Societe Generale Acceptance N.V.	HSI R Bull CBBC Oct16 X	0.2500	20,958 per 10,000 units	21,058 per 10,000 units	2016/10/28	200,000,000	2015/12/29
64121	SGA Societe Generale Acceptance N.V.	HSI R Bear CBBC Apr16 Y	0.2500	21,938 per 10,000 units	21,838 per 10,000 units	2016/04/28	200,000,000	2015/12/29
64133	SGA Societe Generale Acceptance N.V.	HSI R Bear CBBC Apr16 Z	0.2500	22,088 per 10,000 units	21,988 per 10,000 units	2016/04/28	200,000,000	2015/12/29
64136	UBS AG	HSI R Bull CBBC Nov 2016 K	0.2500	21,600 per 10,000 units	21,800 per 10,000 units	2016/11/29	200,000,000	2015/12/29
64135	UBS AG	HSI R Bear CBBC Mar 2016 F	0.2500	22,050 per 12,000 units	21,850 per 12,000 units	2016/03/30	200,000,000	2015/12/29
64220	Credit Suisse AG	HSI R Bull CBBC Nov 2016 A	0.2500	21,550 per 10,000 units	21,750 per 10,000 units	2016/11/29	200,000,000	2015/12/30
64234	Credit Suisse AG	HSI R Bear CBBC Mar 2016 S	0.2500	22,038 per 10,000 units	21,838 per 10,000 units	2016/03/30	200,000,000	2015/12/30
64161	HK Bank	HSI R Bull CBBC Sep 2016 Z	0.2500	21,588 per 15,000 units	21,788 per 15,000 units	2016/09/29	150,000,000	2015/12/30
64237	J P Morgan SP BV	HSI R Bull CBBC Dec 2016 X	0.2500	21,500 per 10,000 units	21,700 per 10,000 units	2016/12/29	200,000,000	2015/12/30
64252	J P Morgan SP BV	HSI R Bull CBBC Dec 2016 Y	0.2500	21,188 per 10,000 units	21,388 per 10,000 units	2016/12/29	200,000,000	2015/12/30
64240	J P Morgan SP BV	HSI R Bear CBBC Mar 2016 V	0.2500	21,988 per 10,000 units	21,788 per 10,000 units	2016/03/30	200,000,000	2015/12/30
64244	J P Morgan SP BV	HSI R Bear CBBC Apr 2016 T	0.2500	22,188 per 10,000 units	21,988 per 10,000 units	2016/04/28	200,000,000	2015/12/30
64168	SGA Societe Generale Acceptance N.V.	CSA50 R Bull CBBC Mar17A	0.2500	11.4800	11.6800	2017/03/30	100,000,000	2015/12/30
64201	SGA Societe Generale Acceptance N.V.	A50 R Bull CBBC Feb 17A	0.2500	9.8800	10.0800	2017/02/27	100,000,000	2015/12/30
64197	SGA Societe Generale Acceptance N.V.	A50 R Bull CBBC Apr 17A	0.2500	9.4800	9.6800	2017/04/27	100,000,000	2015/12/30
64191	SGA Societe Generale Acceptance N.V.	HSBC R Bull CBBC Jun17A	0.2500	55 per 100 units	57 per 100 units	2017/06/29	200,000,000	2015/12/30
64190	SGA Societe Generale Acceptance N.V.	HSBC R Bull CBBC Sep17A	0.2500	52 per 100 units	54 per 100 units	2017/09/28	200,000,000	2015/12/30
64214	SGA Societe Generale Acceptance N.V.	TCH R Bull CBBC Jul16A	0.2500	138.88 per 100 units	140.88 per 100 units	2016/07/28	200,000,000	2015/12/30
64207	SGA Societe Generale Acceptance N.V.	TCH R Bull CBBC Sep16A	0.2500	133.88 per 100 units	135.88 per 100 units	2016/09/29	200,000,000	2015/12/30
64205	SGA Societe Generale Acceptance N.V.	TCH R Bull CBBC Nov16A	0.2500	128.88 per 100 units	130.88 per 100 units	2016/11/29	200,000,000	2015/12/30
64311	BNP Paribas Arbit Issu B.V.	CAM CS1300 R Bull CBBC Sep 16G	0.2500	42 per 100 units	43 per 100 units	2016/09/30	100,000,000	2015/12/31
64295	BNP Paribas Arbit Issu B.V.	A50 Ch R Bull CBBC Jun 2016 C	0.2500	10.2000	10.5000	2016/06/30	100,000,000	2015/12/31
64456	BNP Paribas Arbit Issu B.V.	HKEx R Bull CBBC Sep 2016 F	0.3300	170 per 100 units	175 per 100 units	2016/09/30	40,000,000	2015/12/31
64399	BNP Paribas Arbit Issu B.V.	HSI R Bull CBBC Oct 2016 W	0.2500	21,800 per 10,000 units	22,000 per 10,000 units	2016/10/28	250,000,000	2015/12/31
64271	BNP Paribas Arbit Issu B.V.	HSI R Bear CBBC Jun 2016 A	0.2500	22,200 per 10,000 units	22,000 per 10,000 units	2016/06/29	200,000,000	2015/12/31
64294	BNP Paribas Arbit Issu B.V.	HSI R Bear CBBC Jul 2016 A	0.2500	22,300 per 10,000 units	22,100 per 10,000 units	2016/07/28	200,000,000	2015/12/31
64312	BNP Paribas Arbit Issu B.V.	Ping An R Bull CBBC Dec 2016 E	0.2500	40 per 100 units	41 per 100 units	2016/12/30	50,000,000	2015/12/31
64504	Credit Suisse AG	HSI R Bull CBBC Oct 2016 K	0.2500	21,814 per 12,000 units	22,064 per 12,000 units	2016/10/28	200,000,000	2015/12/31
64508	Credit Suisse AG	HSI R Bull CBBC Oct 2016 N	0.2500	21,750 per 10,000 units	21,950 per 10,000 units	2016/10/28	200,000,000	2015/12/31
64500	Credit Suisse AG	HSI R Bear CBBC Mar 2016 O	0.2500	22,250 per 10,000 units	22,050 per 10,000 units	2016/03/30	200,000,000	2015/12/31
64497	Credit Suisse AG	HSI R Bear CBBC Mar 2016 V	0.2500	22,138 per 12,000 units	21,888 per 12,000 units	2016/03/30	200,000,000	2015/12/31
64512	J P Morgan SP BV	HSCEI R Bull CBBC Dec 2016 F	0.2500	9,300 per 10,000 units	9,500 per 10,000 units	2016/12/29	100,000,000	2015/12/31
64494	J P Morgan SP BV	HSI R Bull CBBC Dec 2016 J	0.2500	21,864 per 10,000 units	22,064 per 10,000 units	2016/12/29	200,000,000	2015/12/31
64517	J P Morgan SP BV	HSI R Bull CBBC Dec 2016 L	0.2500	21,588 per 10,000 units	21,788 per 10,000 units	2016/12/29	150,000,000	2015/12/31
64474	J P Morgan SP BV	HSI R Bear CBBC Mar 2016 W	0.2500	22,100 per 10,000 units	21,900 per 10,000 units	2016/03/30	200,000,000	2015/12/31
64521	J P Morgan SP BV	HSI R Bear CBBC Apr 2016 C	0.2500	22,450 per 10,000 units	22,250 per 10,000 units	2016/04/28	150,000,000	2015/12/31
64315	SGA Societe Generale Acceptance NV	HSCEI R Bull CBBC Oct16A	0.2500	9,208 per 10,000 units	9,408 per 10,000 units	2016/10/28	200,000,000	2015/12/31
64320	SGA Societe Generale Acceptance NV	HSCEI R Bear CBBC Apr16A	0.2500	10,688 per 10,000 units	10,488 per 10,000 units	2016/04/28	200,000,000	2015/12/31
64366	SGA Societe Generale Acceptance NV	HSCEI R Bear CBBC May16A	0.2500	11,088 per 10,000 units	10,888 per 10,000 units	2016/05/30	200,000,000	2015/12/31
64386	SGA Societe Generale Acceptance NV	HSCEI R Bear CBBC May16B	0.2500	11,888 per 10,000 units	11,688 per 10,000 units	2016/05/30	200,000,000	2015/12/31
64385	SGA Societe Generale Acceptance NV	HSCEI R Bear CBBC Jun16A	0.2500	11,488 per 10,000 units	11,288 per 10,000 units	2016/06/29	200,000,000	2015/12/31

Newly listed callable bull/bear contracts (continued)

Code	Issuer	Name of issue	Issue prices (HK\$)	Strike price (HKD) / Strike level per 10 units	Call price (HKD) / Call level per 10 units	Expiry date	No. of issue (units)	Listing date
64387	SGA Societe Generale Acceptance NV	HSCEI R Bear CBBC Jun16B	0.2500	12,288 per 10,000 units	12,088 per 10,000 units	2016/06/29	200,000,000	2015/12/31
64398	SGA Societe Generale Acceptance N.V.	HSI R Bull CBBC Sep 16K	0.2500	21,958 per 10,000 units	22,058 per 10,000 units	2016/09/29	200,000,000	2015/12/31
64253	SGA Societe Generale Acceptance N.V.	HSI R Bull CBBC Oct 16Y	0.2500	21,658 per 10,000 units	21,758 per 10,000 units	2016/10/28	200,000,000	2015/12/31
64391	SGA Societe Generale Acceptance N.V.	HSI R Bull CBBC Oct 16Z	0.2500	21,100 per 20,000 units	21,200 per 20,000 units	2016/10/28	400,000,000	2015/12/31
64257	SGA Societe Generale Acceptance N.V.	HSI R Bear CBBC May 16I	0.2500	22,188 per 10,000 units	22,088 per 10,000 units	2016/05/30	200,000,000	2015/12/31
64473	UBS AG	HSI R Bull CBBC Nov 2016 N	0.2500	21,850 per 12,000 units	22,050 per 12,000 units	2016/11/29	200,000,000	2015/12/31
64460	UBS AG	HSI R Bear CBBC Mar 2016 H	0.2500	22,250 per 12,000 units	22,050 per 12,000 units	2016/03/30	200,000,000	2015/12/31

Further issue

List of expired CBBC, 2015

Code	CBBC	Last trading date	Delisted date
62914	Bank of East Asia – Lenovo R Bull CBBC Dec 2014 B	2014/12/30	2015/01/02
64659	Standard Chartered Bank – SHK Ppt R Bull CBBC Dec 2014 A	2014/12/30	2015/01/02
62938	Standard Chartered Bank – Anhui Conch R Bear CBBC Dec 2014 A	2014/12/30	2015/01/02
64922	Bank of East Asia – Sands China R Bear CBBC Dec 2014 A	2014/12/30	2015/01/02
67302	Standard Chartered Bank – HSI R Bear CBBC Apr 2015 L	2014/12/31	2015/01/02
67257	J P Morgan SP BV – HSI R Bear CBBC Mar 2015 V	2014/12/31	2015/01/02
67261	UBS AG – HSI R Bear CBBC Jun 2015 N	2014/12/31	2015/01/02
67263	UBS AG – HSI R Bear CBBC May 2015 R	2014/12/31	2015/01/02
67276	BNP Paribas Arbit Issu B.V. – HSI R Bear CBBC Apr 2015 R	2014/12/31	2015/01/02
67282	BNP Paribas Arbit Issu B.V. – HSI R Bear CBBC Apr 2015 T	2014/12/31	2015/01/02
67260	J P Morgan SP BV – HSI R Bear CBBC Mar 2015 X	2014/12/31	2015/01/02
67308	SGA Societe Generale Acceptance N.V.-HSI R Bear CBBC Apr 150	2014/12/31	2015/01/02
67309	Credit Suisse AG – HSI R Bear CBBC Apr 2015 P	2014/12/31	2015/01/02
67311	Credit Suisse AG – HSI R Bear CBBC Apr 2015 F	2014/12/31	2015/01/02
67312	Credit Suisse AG – HSI R Bear CBBC Apr 2015 Q	2014/12/31	2015/01/02
67314	Credit Suisse AG – HSI R Bear CBBC Apr 2015 W	2014/12/31	2015/01/02
66217	HK Bank – CSOP A50 ETF R Bear CBBC Sep 2015 B	2014/12/31	2015/01/02
67281	BNP Paribas Arbit Issu B.V. – HSI R Bear CBBC Apr 2015 S	2014/12/31	2015/01/02
67262	UBS AG – HSI R Bear CBBC May 2015 Q	2014/12/31	2015/01/02
67450	Standard Chartered Bank – HSI R Bear CBBC Apr 2015 M	2015/01/02	2015/01/05
66168	Standard Chartered Bank – Ping An R Bear CBBC Aug 2015 B	2015/01/02	2015/01/05
69755	HK Bank – HSCEI R Bear CBBC May 2015 A	2015/01/02	2015/01/05
67497	Credit Suisse AG – HSI R Bear CBBC May 2015 N	2015/01/02	2015/01/05
67496	Credit Suisse AG – HSI R Bear CBBC May 2015 F	2015/01/02	2015/01/05
66264	Credit Suisse AG – A50 China R Bear CBBC Jun 2015 C	2015/01/02	2015/01/05
62562	UBS AG – HKEx R Bear CBBC Jan 2015 I	2015/01/02	2015/01/06
66256	Credit Suisse AG – CSOP A50 ETF R Bear CBBC Jun 2015 D	2015/01/02	2015/01/05
65918	SGA Societe Generale Acceptance N.V. -A50 R Bear CBBC Jul15C	2015/01/02	2015/01/05
67064	SGA Societe Generale Acceptance N.V.-CSA50 R Bear CBBC Jul15D	2015/01/02	2015/01/05
65849	Bank of East Asia – Ping An R Bear CBBC Aug 2015 A	2015/01/02	2015/01/05
62288	HK Bank – BOCL R Bear CBBC Aug 2015 A	2015/01/02	2015/01/05
67443	SGA Societe Generale Acceptance N.V.-HSI R Bear CBBC Apr 15P	2015/01/02	2015/01/05
67243	HK Bank – TCH R Bull CBBC Oct 2015 B	2015/01/02	2015/01/05
67501	UBS AG – HSI R Bear CBBC Apr 2015 Y	2015/01/02	2015/01/05
66360	HK Bank – A50 R Bear CBBC Oct 2015 C	2015/01/02	2015/01/05
67508	J P Morgan SP BV – HSI R Bear CBBC Apr 2015 W	2015/01/02	2015/01/05
68765	Bank of East Asia – Geely Auto R Bull CBBC Feb 2015 A	2015/01/02	2015/01/05
67509	J P Morgan SP BV – HSI R Bear CBBC Apr 2015 X	2015/01/02	2015/01/05
67444	UBS AG – HSI R Bear CBBC Apr 2015 X	2015/01/02	2015/01/05
64944	UBS AG – China Life R Bear CBBC May 2015 A	2015/01/02	2015/01/05
67449	Credit Suisse AG – HSI R Bear CBBC May 2015 E	2015/01/02	2015/01/05
65388	HK Bank – HSI R Bear CBBC May 2015 C	2015/01/05	2015/01/06
65858	BNP Paribas Arbit Issu B.V. – HSI R Bear CBBC Apr 2015 B	2015/01/05	2015/01/06
66015	J P Morgan SP BV – HSI R Bear CBBC Apr 2015 Q	2015/01/05	2015/01/06
66019	SGA Societe Generale Acceptance N.V.-HSI R Bear CBBC Mar15 H	2015/01/05	2015/01/06
65984	HK Bank – HSCEI R Bear CBBC Oct 2015 A	2015/01/05	2015/01/06
65418	Standard Chartered Bank – HSI R Bear CBBC Mar 2015 M	2015/01/05	2015/01/06
65760	UBS AG – HSI R Bear CBBC May 2015 D	2015/01/05	2015/01/06
65719	Credit Suisse AG – HSI R Bear CBBC May 2015 J	2015/01/05	2015/01/06
65718	Credit Suisse AG – HSI R Bear CBBC Aug 2015 B	2015/01/05	2015/01/06
67519	Credit Suisse AG – HSI R Bear CBBC May 2015 O	2015/01/05	2015/01/06
65695	SGA Societe Generale Acceptance N.V.-HSI R Bear CBBC Apr15 V	2015/01/05	2015/01/06
65638	J P Morgan SP BV – HSI R Bear CBBC Mar 2015 O	2015/01/05	2015/01/06
67515	UBS AG – HSI R Bear CBBC Jun 2015 O	2015/01/05	2015/01/06
67513	UBS AG – HSI R Bear CBBC Apr 2015 Z	2015/01/05	2015/01/06
67512	SGA Societe Generale Acceptance N.V.-HSI R Bear CBBC May 15E	2015/01/05	2015/01/06
65919	SGA Societe Generale Acceptance N.V. -A50 R Bear CBBC Aug15C	2015/01/05	2015/01/06
65599	HK Bank – HSI R Bear CBBC May 2015 Q	2015/01/05	2015/01/06
67534	J P Morgan SP BV – HSI R Bear CBBC Apr 2015 Y	2015/01/05	2015/01/06
66432	Macquarie Bank Ltd. – HSI R Bear CBBC May 2015 B	2015/01/05	2015/01/06
66669	HK Bank – ICBC R Bear CBBC Sep 2015 A	2015/01/05	2015/01/06
63614	HK Bank – COVS R Bear CBBC Apr 2015 A	2015/01/05	2015/01/06
66024	Credit Suisse AG – HSI R Bear CBBC Mar 2015 N	2015/01/05	2015/01/06
66500	J P Morgan SP BV – HSI R Bear CBBC Apr 2015 T	2015/01/05	2015/01/06
66352	Goldman Sachs SP (Asia) – HSI R Bear CBBC Mar 2015 W	2015/01/05	2015/01/06
66265	Credit Suisse AG – A50 China R Bear CBBC Jun 2015 D	2015/01/05	2015/01/06
66440	HK Bank – Minsheng Bank R Bear CBBC Jul 2015 B	2015/01/05	2015/01/06
66229	HK Bank – CSOP A50 ETF R Bear CBBC Sep 2015 C	2015/01/05	2015/01/06
66399	Standard Chartered Bank – HSI R Bear CBBC Mar 2015 Q	2015/01/05	2015/01/06
66423	UBS AG – HSI R Bear CBBC Mar 2015 G	2015/01/05	2015/01/06
67621	Credit Suisse AG – HSI R Bull CBBC Jul 2015 S	2015/01/06	2015/01/07
68375	UBS AG – Galaxy Ent R Bull CBBC Oct 2015 B	2015/01/06	2015/01/07
67639	Goldman Sachs SP (Asia) – HSI R Bull CBBC Apr 2015 H	2015/01/06	2015/01/07
66437	HK Bank – TCH R Bear CBBC Sep 2015 C	2015/01/06	2015/01/07
67641	SGA Societe Generale Acceptance N.V.-CSA50 R Bear CBBC Jul15E	2015/01/06	2015/01/07
67645	SGA Societe Generale Acceptance N.V.-HSI R Bull CBBC Jul 15T	2015/01/06	2015/01/07
67647	SGA Societe Generale Acceptance N.V.-HSI R Bull CBBC Jul 15S	2015/01/06	2015/01/07
67517	Credit Suisse AG – HSI R Bull CBBC May 2015 W	2015/01/06	2015/01/07
67652	J P Morgan SP BV – HSI R Bull CBBC Aug 2015 K	2015/01/06	2015/01/07
67654	J P Morgan SP BV – HSI R Bull CBBC Aug 2015 H	2015/01/06	2015/01/07
67638	Goldman Sachs SP (Asia) – HSI R Bull CBBC Apr 2015 G	2015/01/06	2015/01/07
67597	Standard Chartered Bank – HSI R Bear CBBC Apr 2015 N	2015/01/06	2015/01/07
67572	Credit Suisse AG – HSI R Bear CBBC May 2015 R	2015/01/06	2015/01/07
67564	Credit Suisse AG – HSI R Bear CBBC May 2015 P	2015/01/06	2015/01/07
67563	BNP Paribas Arbit Issu B.V. – HSI R Bear CBBC Jun 2015 D	2015/01/06	2015/01/07
67561	BNP Paribas Arbit Issu B.V. – HSI R Bear CBBC Jun 2015 C	2015/01/06	2015/01/07
67007	HK Bank – Galaxy Ent R Bull CBBC Jul 2015 B	2015/01/06	2015/01/07

List of expired CBBC, 2015 (continued)

Code	CBBC	Last trading date	Delisted date
67617	Credit Suisse AG – HSI R Bull CBBC Sep 2015 D	2015/01/06	2015/01/07
67557	UBS AG – HSI R Bear CBBC May 2015 T	2015/01/06	2015/01/07
66640	J P Morgan SP BV – Tencent R Bear CBBC Apr 2015 B	2015/01/06	2015/01/07
66653	HK Bank – TCH R Bear CBBC Sep 2015 D	2015/01/06	2015/01/07
67542	J P Morgan SP BV – HSI R Bear CBBC Apr 2015 A	2015/01/06	2015/01/07
67541	J P Morgan SP BV – HSI R Bear CBBC Apr 2015 Z	2015/01/06	2015/01/07
67583	Bank of East Asia – Galaxy Ent R Bull CBBC Jun 2015 B	2015/01/06	2015/01/07
67537	UBS AG – HSI R Bull CBBC May 2015 E	2015/01/06	2015/01/07
67657	BNP Paribas Arbit Issu B.V. – HSI R Bull CBBC Dec 2015 Z	2015/01/06	2015/01/07
67591	SGA Societe Generale Acceptance N.V.-HSI R Bear CBBC May 15F	2015/01/06	2015/01/07
66237	HK Bank – Sands China R Bull CBBC Oct 2015 A	2015/01/06	2015/01/07
67451	Standard Chartered Bank – HSI R Bull CBBC Jun 2015 K	2015/01/06	2015/01/07
67381	J P Morgan SP BV – HSI R Bull CBBC Jul 2015 D	2015/01/06	2015/01/07
67374	BNP Paribas Arbit Issu B.V. – HSI R Bull CBBC Dec 2015 W	2015/01/06	2015/01/07
67556	UBS AG – HSI R Bear CBBC May 2015 S	2015/01/06	2015/01/07
67363	SGA Societe Generale Acceptance N.V.-HSI R Bull CBBC Jun 15B	2015/01/06	2015/01/07
67570	Credit Suisse AG – HSI R Bear CBBC May 2015 Q	2015/01/06	2015/01/07
63587	HK Bank – Sands China R Bull CBBC Feb 2015 C	2015/01/06	2015/01/07
67486	UBS AG – HSI R Bull CBBC Jun 2015 A	2015/01/06	2015/01/07
67493	UBS AG – HSI R Bull CBBC Aug 2015 H	2015/01/06	2015/01/07
67494	Credit Suisse AG – HSI R Bull CBBC Jun 2015 H	2015/01/06	2015/01/07
65552	Citigroup Global Mkt H Inc. – Galaxy Ent R Bull CBBC Mar 15A	2015/01/06	2015/01/07
67355	Credit Suisse AG – HSI R Bull CBBC May 2015 M	2015/01/06	2015/01/07
67478	Credit Suisse AG – HSI R Bull CBBC Jun 2015 G	2015/01/06	2015/01/07
67132	Credit Suisse AG – TCH R Bear CBBC Apr 2015 A	2015/01/06	2015/01/07
67656	J P Morgan SP BV – HSI R Bull CBBC Jun 2015 R	2015/01/06	2015/01/07
67658	BNP Paribas Arbit Issu B.V. – HSI R Bull CBBC Dec 2015 B	2015/01/06	2015/01/07
67663	Standard Chartered Bank – HSI R Bull CBBC Apr 2015 V	2015/01/06	2015/01/07
67665	Standard Chartered Bank – HSI R Bull CBBC Apr 2015 W	2015/01/06	2015/01/07
67666	UBS AG – HSI R Bull CBBC Jul 2015 P	2015/01/06	2015/01/07
67669	UBS AG – HSI R Bull CBBC Aug 2015 J	2015/01/06	2015/01/07
67360	UBS AG – HSI R Bull CBBC May 2015 D	2015/01/06	2015/01/07
67670	UBS AG – HSI R Bull CBBC Aug 2015 K	2015/01/06	2015/01/07
67160	UBS AG – Tencent R Bear CBBC Apr 2015 F	2015/01/06	2015/01/07
62507	Standard Chartered Bank – Galaxy Ent R Bull CBBC May 2015 A	2015/01/06	2015/01/07
67674	Credit Suisse AG – HSI R Bull CBBC Jul 2015 U	2015/01/06	2015/01/07
67675	Credit Suisse AG – HSI R Bull CBBC Jul 2015 V	2015/01/06	2015/01/07
67676	Credit Suisse AG – HSI R Bull CBBC Jul 2015 W	2015/01/06	2015/01/07
67555	UBS AG – HSI R Bear CBBC Apr 2015 G	2015/01/07	2015/01/08
67543	J P Morgan SP BV – HSI R Bear CBBC Apr 2015 B	2015/01/07	2015/01/08
66002	HK Bank – TCH R Bear CBBC Aug 2015 H	2015/01/07	2015/01/08
67134	Credit Suisse AG – TCH R Bear CBBC Apr 2015 B	2015/01/07	2015/01/08
66383	HK Bank – TCH R Bear CBBC Sep 2015 B	2015/01/07	2015/01/08
67560	BNP Paribas Arbit Issu B.V. – HSI R Bear CBBC Jun 2015 B	2015/01/07	2015/01/08
67807	J P Morgan SP BV – HSI R Bear CBBC May 2015 A	2015/01/07	2015/01/08
67693	HK Bank – HSI R Bull CBBC Oct 2015 H	2015/01/07	2015/01/08
67794	Credit Suisse AG – HSI R Bear CBBC Apr 2015 X	2015/01/07	2015/01/08
67726	Credit Suisse AG – HSI R Bull CBBC Jul 2015 Y	2015/01/07	2015/01/08
67775	BNP Paribas Arbit Issu B.V. – HSI R Bull CBBC Dec 2015 C	2015/01/07	2015/01/08
67730	J P Morgan SP BV – HSI R Bull CBBC Jul 2015 A	2015/01/07	2015/01/08
67732	UBS AG – HSI R Bull CBBC Jul 2015 N	2015/01/07	2015/01/08
67687	HK Bank – HSI R Bull CBBC Oct 2015 G	2015/01/07	2015/01/08
67735	SGA Societe Generale Acceptance N.V.-HSI R Bull CBBC Jun 15Z	2015/01/07	2015/01/08
67725	Credit Suisse AG – HSI R Bull CBBC Jul 2015 X	2015/01/07	2015/01/08
67802	SGA Societe Generale Acceptance N.V.-HSI R Bear CBBC Apr 15Q	2015/01/07	2015/01/08
67801	UBS AG – HSI R Bear CBBC Jul 2015 A	2015/01/07	2015/01/08
67759	Standard Chartered Bank – HSI R Bull CBBC Apr 2015 X	2015/01/07	2015/01/08
67800	UBS AG – HSI R Bear CBBC Jun 2015 R	2015/01/07	2015/01/08
67798	Credit Suisse AG – HSI R Bear CBBC Apr 2015 T	2015/01/07	2015/01/08
67797	Credit Suisse AG – HSI R Bear CBBC Apr 2015 S	2015/01/07	2015/01/08
67773	J P Morgan SP BV – HSI R Bull CBBC Aug 2015 I	2015/01/07	2015/01/08
67733	UBS AG – HSI R Bull CBBC Jun 2015 E	2015/01/07	2015/01/08
67615	Bank of East Asia – Sands China R Bull CBBC Apr 2015 A	2015/01/07	2015/01/08
67114	UBS AG – Sands China R Bull CBBC Jul 2015 B	2015/01/07	2015/01/08
67728	Credit Suisse AG – HSI R Bull CBBC Jul 2015 Q	2015/01/07	2015/01/08
67590	Credit Suisse AG – HSI R Bear CBBC May 2015 S	2015/01/08	2015/01/09
67792	Credit Suisse AG – HSI R Bear CBBC Apr 2015 Y	2015/01/08	2015/01/09
67589	Credit Suisse AG – HSI R Bear CBBC May 2015 D	2015/01/08	2015/01/09
67544	UBS AG – HSI R Bear CBBC Apr 2015 F	2015/01/08	2015/01/09
66786	Standard Chartered Bank – TCH R Bear CBBC Aug 2015 B	2015/01/08	2015/01/09
67592	SGA Societe Generale Acceptance N.V.-HSI R Bear CBBC May 15G	2015/01/08	2015/01/09
67799	UBS AG – HSI R Bear CBBC May 2015 Y	2015/01/08	2015/01/09
67558	BNP Paribas Arbit Issu B.V. – HSI R Bear CBBC Jun 2015 A	2015/01/08	2015/01/09
67760	Standard Chartered Bank – HSI R Bear CBBC Apr 2015 O	2015/01/08	2015/01/09
67804	Goldman Sachs SP (Asia) – HSI R Bear CBBC May 2015 D	2015/01/08	2015/01/09
67819	Goldman Sachs SP (Asia) – HSI R Bear CBBC May 2015 E	2015/01/08	2015/01/09
67821	UBS AG – HSI R Bear CBBC Jun 2015 S	2015/01/08	2015/01/09
67275	UBS AG – Tencent R Bear CBBC Apr 2015 G	2015/01/08	2015/01/09
67827	Credit Suisse AG – HSI R Bear CBBC Apr 2015 P	2015/01/08	2015/01/09
67826	Credit Suisse AG – HSI R Bear CBBC Apr 2015 F	2015/01/08	2015/01/09
67834	J P Morgan SP BV – HSI R Bear CBBC May 2015 B	2015/01/08	2015/01/09
65812	HK Bank – TCH R Bear CBBC Aug 2015 G	2015/01/08	2015/01/09
67805	J P Morgan SP BV – HSI R Bear CBBC Apr 2015 F	2015/01/08	2015/01/09
67824	UBS AG – HSI R Bear CBBC Jul 2015 B	2015/01/08	2015/01/09
67822	UBS AG – HSI R Bear CBBC Jun 2015 T	2015/01/08	2015/01/09
65364	HK Bank – TCH R Bear CBBC Aug 2015 F	2015/01/08	2015/01/09
67825	Credit Suisse AG – HSI R Bear CBBC Apr 2015 V	2015/01/08	2015/01/09

List of expired CBBC, 2015 (continued)

Code	CBBC	Last trading date	Delisted date
66428	Macquarie Bank Ltd. – HSI R Bear CBBC May 2015 A	2015/01/09	2015/01/12
66152	Credit Suisse AG – HSI R Bear CBBC Mar 2015 T	2015/01/09	2015/01/12
66334	UBS AG – HSI R Bear CBBC May 2015 G	2015/01/09	2015/01/12
64915	HK Bank – China Life R Bear CBBC Sep 2015 A	2015/01/09	2015/01/12
67862	J P Morgan SP BV – HSI R Bear CBBC May 2015 D	2015/01/09	2015/01/12
66153	Credit Suisse AG – HSI R Bear CBBC Mar 2015 W	2015/01/09	2015/01/12
66154	UBS AG – HSI R Bear CBBC Apr 2015 R	2015/01/09	2015/01/12
66161	UBS AG – HSI R Bear CBBC Jun 2015 G	2015/01/09	2015/01/12
67869	UBS AG – HSI R Bear CBBC Jun 2015 U	2015/01/09	2015/01/12
63510	HK Bank – TCH R Bear CBBC Aug 2015 E	2015/01/09	2015/01/12
64869	UBS AG – CSOP A50 ETF R Bull CBBC Jan 2015 B	2015/01/09	2015/01/13
67885	Credit Suisse AG – HSI R Bear CBBC Jun 2015 Q	2015/01/09	2015/01/12
67820	Goldman Sachs SP (Asia) – HSI R Bear CBBC May 2015 F	2015/01/09	2015/01/12
67246	HK Bank – China Mobile R Bear CBBC Nov 2015 A	2015/01/09	2015/01/12
67861	J P Morgan SP BV – HSI R Bear CBBC May 2015 C	2015/01/09	2015/01/12
66185	HK Bank – A50 R Bull CBBC Jan 2015 B	2015/01/09	2015/01/13
64848	UBS AG – A50 China R Bull CBBC Jan 2015 B	2015/01/09	2015/01/13
67887	Credit Suisse AG – HSI R Bear CBBC Jun 2015 R	2015/01/09	2015/01/12
66319	Credit Suisse AG – HSI R Bear CBBC Apr 2015 R	2015/01/09	2015/01/12
66184	J P Morgan SP BV – HSI R Bear CBBC Mar 2015 Q	2015/01/09	2015/01/12
69365	Citigroup Global Mkt H Inc. – PetCh R Bull CBBC Jan 2015 A	2015/01/09	2015/01/13
65610	HK Bank – Ping An R Bear CBBC Nov 2015 B	2015/01/09	2015/01/12
65574	J P Morgan SP BV – HSI R Bear CBBC Apr 2015 K	2015/01/09	2015/01/12
63121	HK Bank – China Mobile R Bull CBBC Jan 2015 E	2015/01/09	2015/01/13
69381	Citigroup Global Mkt H Inc. -China Mobile R Bull CBBC Jan15A	2015/01/09	2015/01/13
66014	J P Morgan SP BV – HSI R Bear CBBC Mar 2015 P	2015/01/09	2015/01/12
66022	SGA Societe Generale Acceptance N.V.-HSI R Bear CBBC Apr15 W	2015/01/09	2015/01/12
66026	Credit Suisse AG – HSI R Bear CBBC Mar 2015 Q	2015/01/09	2015/01/12
69382	Citigroup Global Mkt H Inc. -China Mobile R Bull CBBC Jan15B	2015/01/09	2015/01/13
65850	Standard Chartered Bank – HSI R Bear CBBC Mar 2015 N	2015/01/09	2015/01/12
66029	BNP Paribas Arbit Issu B.V. – HSI R Bear CBBC Apr 2015 D	2015/01/09	2015/01/12
66030	BNP Paribas Arbit Issu B.V. – HSI R Bear CBBC Apr 2015 E	2015/01/09	2015/01/12
66037	UBS AG – HSI R Bear CBBC Apr 2015 Q	2015/01/09	2015/01/12
66115	HK Bank – HSI R Bear CBBC Jul 2015 I	2015/01/09	2015/01/12
66042	UBS AG – HSI R Bear CBBC Mar 2015 H	2015/01/09	2015/01/12
68075	UBS AG – HSI R Bear CBBC Jun 2015 W	2015/01/12	2015/01/13
68096	BNP Paribas Arbit Issu B.V. – HSI R Bear CBBC Jun 2015 E	2015/01/12	2015/01/13
68046	SGA Societe Generale Acceptance N.V.-HSI R Bull CBBC Jul15 W	2015/01/12	2015/01/13
68025	J P Morgan SP BV – HSI R Bear CBBC Apr 2015 G	2015/01/12	2015/01/13
68061	J P Morgan SP BV – HSI R Bull CBBC Jul 2015 I	2015/01/12	2015/01/13
68027	Credit Suisse AG – HSI R Bear CBBC May 2015 U	2015/01/12	2015/01/13
68062	Standard Chartered Bank – HSI R Bear CBBC Apr 2015 P	2015/01/12	2015/01/13
68076	UBS AG – HSI R Bull CBBC Jul 2015 T	2015/01/12	2015/01/13
67959	HK Bank – A50 R Bull CBBC Jan 2016 E	2015/01/12	2015/01/13
68069	Credit Suisse AG – HSI R Bear CBBC May 2015 V	2015/01/12	2015/01/13
68047	SGA Societe Generale Acceptance N.V.-HSI R Bear CBBC May15 K	2015/01/12	2015/01/13
68071	UBS AG – HSI R Bear CBBC Apr 2015 H	2015/01/12	2015/01/13
67971	HK Bank – CSOP A50 ETF R Bull CBBC Jan 2016 G	2015/01/12	2015/01/13
67968	HK Bank – CSOP A50 ETF R Bull CBBC Jan 2016 F	2015/01/12	2015/01/13
68070	Credit Suisse AG – HSI R Bear CBBC May 2015 W	2015/01/12	2015/01/13
68068	Credit Suisse AG – HSI R Bull CBBC Jun 2015 E	2015/01/12	2015/01/13
60184	Citigroup Global Mkt H Inc. – Hutchison R Bear CBBC May 15 A	2015/01/12	2015/01/13
68089	Goldman Sachs SP (Asia) – HSI R Bear CBBC May 2015 G	2015/01/12	2015/01/13
68259	UBS AG – HSI R Bear CBBC Jun 2015 X	2015/01/13	2015/01/14
68219	Standard Chartered Bank – HSI R Bear CBBC Apr 2015 S	2015/01/13	2015/01/14
68220	Standard Chartered Bank – HSI R Bear CBBC Apr 2015 T	2015/01/13	2015/01/14
68221	Credit Suisse AG – HSI R Bear CBBC Apr 2015 Q	2015/01/13	2015/01/14
68224	Credit Suisse AG – HSI R Bear CBBC May 2015 C	2015/01/13	2015/01/14
68228	Credit Suisse AG – HSI R Bear CBBC May 2015 K	2015/01/13	2015/01/14
68230	Credit Suisse AG – HSI R Bear CBBC May 2015 L	2015/01/13	2015/01/14
65868	J P Morgan SP BV – HSI R Bear CBBC Apr 2015 P	2015/01/13	2015/01/14
68238	SGA Societe Generale Acceptance N.V.-HSI R Bear CBBC May15 P	2015/01/13	2015/01/14
68258	UBS AG – HSI R Bear CBBC May 2015 K	2015/01/13	2015/01/14
68256	UBS AG – HSI R Bear CBBC May 2015 A	2015/01/13	2015/01/14
68253	J P Morgan SP BV – HSI R Bear CBBC Apr 2015 R	2015/01/13	2015/01/14
68249	SGA Societe Generale Acceptance N.V.-HSI R Bear CBBC Apr15 R	2015/01/13	2015/01/14
68206	Goldman Sachs SP (Asia) – HSI R Bear CBBC May 2015 H	2015/01/13	2015/01/14
68237	SGA Societe Generale Acceptance N.V.-HSI R Bear CBBC May15 O	2015/01/13	2015/01/14
67741	SGA Societe Generale Acceptance N.V.-HSI R Bear CBBC May 15J	2015/01/13	2015/01/14
68107	HK Bank – A50 R Bull CBBC Jan 2016 G	2015/01/13	2015/01/14
66150	SGA Societe Generale Acceptance N.V.-HSI R Bear CBBC Mar15 K	2015/01/13	2015/01/14
68102	HK Bank – A50 R Bull CBBC Jan 2016 F	2015/01/13	2015/01/14
64938	BNP Paribas Arbit Issu B.V. – HSI R Bear CBBC Mar 2015 E	2015/01/13	2015/01/14
68100	HK Bank – CSOP A50 ETF R Bull CBBC Dec 2015 M	2015/01/13	2015/01/14
64951	Credit Suisse AG – HSI R Bear CBBC Apr 2015 O	2015/01/13	2015/01/14
65063	UBS AG – HSI R Bear CBBC Mar 2015 Q	2015/01/13	2015/01/14
65080	J P Morgan SP BV – HSI R Bear CBBC Mar 2015 N	2015/01/13	2015/01/14
68208	BNP Paribas Arbit Issu B.V. – HSI R Bear CBBC Jun 2015 F	2015/01/13	2015/01/14
63781	UBS AG – HSI R Bear CBBC Mar 2015 S	2015/01/13	2015/01/14
68217	Standard Chartered Bank – HSI R Bear CBBC Apr 2015 R	2015/01/13	2015/01/14
67928	J P Morgan SP BV – HSI R Bear CBBC May 2015 F	2015/01/13	2015/01/14
66351	Goldman Sachs SP (Asia) – HSI R Bear CBBC Mar 2015 V	2015/01/13	2015/01/14
63425	Credit Suisse AG – HSI R Bear CBBC Mar 2015 M	2015/01/13	2015/01/14
68201	Standard Chartered Bank – HSI R Bear CBBC Apr 2015 Q	2015/01/13	2015/01/14
68207	J P Morgan SP BV – HSI R Bear CBBC Apr 2015 M	2015/01/13	2015/01/14
66172	Standard Chartered Bank – HSI R Bear CBBC Mar 2015 P	2015/01/13	2015/01/14
68209	BNP Paribas Arbit Issu B.V. – HSI R Bear CBBC Jun 2015 G	2015/01/13	2015/01/14

List of expired CBBC, 2015 (continued)

Code	CBBC	Last trading date	Delisted date
65706	Credit Suisse AG – HSI R Bear CBBC Aug 2015 A	2015/01/13	2015/01/14
68212	BNP Paribas Arbit Issu B.V. – HSI R Bear CBBC Jun 2015 H	2015/01/13	2015/01/14
63180	Credit Suisse AG – HSI R Bear CBBC Feb 2015 Q	2015/01/14	2015/01/15
68337	SGA Societe Generale Acceptance N.V.-HSI R Bear CBBC Jun15 G	2015/01/14	2015/01/15
68354	J P Morgan SP BV – HSI R Bear CBBC May 2015 G	2015/01/14	2015/01/15
68365	BNP Paribas Arbit Issu B.V. – HSI R Bear CBBC Jun 2015 I	2015/01/14	2015/01/15
63273	HK Bank – HSI R Bear CBBC Jun 2015 D	2015/01/14	2015/01/15
64640	J P Morgan SP BV – HSI R Bear CBBC Mar 2015 F	2015/01/14	2015/01/15
63972	UBS AG – HSI R Bear CBBC Apr 2015 E	2015/01/14	2015/01/15
66027	Credit Suisse AG – HSI R Bear CBBC Mar 2015 Y	2015/01/14	2015/01/15
63107	J P Morgan SP BV – HSI R Bear CBBC Feb 2015 A	2015/01/14	2015/01/15
63162	SGA Societe Generale Acceptance N.V.-HSI R Bear CBBC Apr15 N	2015/01/14	2015/01/15
63371	Standard Chartered Bank – HSI R Bear CBBC Feb 2015 C	2015/01/14	2015/01/15
63128	BNP Paribas Arbit Issu B.V. – HSI R Bear CBBC Mar 2015 N	2015/01/14	2015/01/15
68326	Standard Chartered Bank – HSI R Bear CBBC Apr 2015 U	2015/01/14	2015/01/15
68313	J P Morgan SP BV – HSI R Bear CBBC Apr 2015 S	2015/01/14	2015/01/15
64773	HK Bank – SHK Ppt R Bear CBBC Oct 2015 A	2015/01/14	2015/01/15
68296	HK Bank – HSI R Bear CBBC Sep 2015 E	2015/01/14	2015/01/15
68322	Credit Suisse AG – HSI R Bear CBBC May 2015 X	2015/01/14	2015/01/15
63562	HK Bank – China Mobile R Bull CBBC Jan 2015 F	2015/01/14	2015/01/16
68314	UBS AG – HSI R Bear CBBC Apr 2015 I	2015/01/14	2015/01/15
68267	HK Bank – HSI R Bear CBBC Aug 2015 E	2015/01/14	2015/01/15
68315	UBS AG – HSI R Bear CBBC Jul 2015 C	2015/01/14	2015/01/15
68271	HK Bank – HSI R Bear CBBC Oct 2015 C	2015/01/14	2015/01/15
68321	Credit Suisse AG – HSI R Bear CBBC May 2015 M	2015/01/14	2015/01/15
62843	UBS AG – HSI R Bear CBBC Feb 2015 O	2015/01/15	2015/01/16
68529	J P Morgan SP BV – HSI R Bear CBBC May 2015 H	2015/01/15	2015/01/16
68436	BNP Paribas Arbit Issu B.V. – HSI R Bear CBBC Jun 2015 J	2015/01/15	2015/01/16
63313	Standard Chartered Bank – Sands China R Bear CBBC Jan 2015 A	2015/01/15	2015/01/19
62104	SGA Societe Generale Acceptance N.V.-HSI R Bear CBBC Feb15 U	2015/01/15	2015/01/16
67031	J P Morgan SP BV – HSI R Bear CBBC Feb 2015 L	2015/01/15	2015/01/16
68608	HK Bank – HSI R Bear CBBC May 2015 M	2015/01/15	2015/01/16
67250	HK Bank – AIA R Bear CBBC Oct 2015 A	2015/01/15	2015/01/16
67530	Credit Suisse AG – HSI R Bear CBBC Jan 2015 Z	2015/01/15	2015/01/16
68432	Credit Suisse AG – HSI R Bear CBBC Apr 2015 S	2015/01/15	2015/01/16
68431	Credit Suisse AG – HSI R Bear CBBC Apr 2015 W	2015/01/15	2015/01/16
68425	UBS AG – HSI R Bear CBBC May 2015 L	2015/01/15	2015/01/16
67461	Credit Suisse AG – HSI R Bear CBBC Jun 2015 L	2015/01/15	2015/01/16
68293	Macquarie Bank Ltd. – HSI R Bear CBBC Feb 2015 B	2015/01/15	2015/01/16
68422	J P Morgan SP BV – HSI R Bear CBBC Apr 2015 L	2015/01/15	2015/01/16
68416	SGA Societe Generale Acceptance N.V.-HSI R Bear CBBC May15 S	2015/01/15	2015/01/16
65978	UBS AG – HSI R Bear CBBC Jun 2015 D	2015/01/15	2015/01/16
68434	Credit Suisse AG – HSI R Bear CBBC Apr 2015 T	2015/01/15	2015/01/16
68588	UBS AG – HSI R Bear CBBC May 2015 M	2015/01/16	2015/01/19
68590	Standard Chartered Bank – HSI R Bear CBBC Apr 2015 V	2015/01/16	2015/01/19
63303	HK Bank – China Mobile R Bear CBBC Jul 2015 J	2015/01/16	2015/01/19
68604	Credit Suisse AG – TCH R Bull CBBC Jun 2015 C	2015/01/16	2015/01/19
66977	UBS AG – A50 China R Bull CBBC Jan 2015 C	2015/01/16	2015/01/20
61919	UBS AG – HKEx R Bear CBBC Jan 2015 D	2015/01/16	2015/01/20
60828	Citigroup Global Mkt H Inc. – HKEx R Bull CBBC Jan 2015 B	2015/01/16	2015/01/20
69904	Citigroup Global Mkt H Inc. – ICBC R Bull CBBC Jan 2015 A	2015/01/16	2015/01/20
68668	UBS AG – HSI R Bear CBBC May 2015 N	2015/01/16	2015/01/19
69911	Citigroup Global Mkt H Inc. – CC Bank R Bull CBBC Jan 2015 A	2015/01/16	2015/01/20
68878	HK Bank – A50 R Bull CBBC Jan 2015 G	2015/01/16	2015/01/20
68879	HK Bank – CSOP A50 ETF R Bull CBBC Jan 2015 D	2015/01/16	2015/01/20
68586	UBS AG – HSI R Bear CBBC Apr 2015 K	2015/01/16	2015/01/19
63395	UBS AG – Minsheng Bank R Bull CBBC Jan 2015 A	2015/01/16	2015/01/20
68566	SGA Societe Generale Acceptance N.V.-HSI R Bear CBBC Jun15 J	2015/01/16	2015/01/19
68551	HK Bank – TCH R Bull CBBC Sep 2015 D	2015/01/16	2015/01/19
68585	Credit Suisse AG – HSI R Bear CBBC May 2015 E	2015/01/16	2015/01/19
67584	UBS AG – HSBC R Bull CBBC Sep 2015 B	2015/01/16	2015/01/19
68567	J P Morgan SP BV – HSI R Bear CBBC Apr 2015 N	2015/01/16	2015/01/19
62965	Standard Chartered Bank – TCH R Bear CBBC Jan 2015 A	2015/01/16	2015/01/20
68571	BNP Paribas Arbit Issu B.V. – HSI R Bear CBBC Jun 2015 O	2015/01/16	2015/01/19
68572	BNP Paribas Arbit Issu B.V. – HSI R Bear CBBC Jun 2015 P	2015/01/16	2015/01/19
68579	Credit Suisse AG – HSI R Bear CBBC May 2015 Y	2015/01/16	2015/01/19
68581	Credit Suisse AG – HSI R Bear CBBC May 2015 Z	2015/01/16	2015/01/19
67678	HK Bank – A50 R Bull CBBC Jan 2016 C	2015/01/19	2015/01/20
68055	Goldman Sachs SP (Asia) – HSI R Bull CBBC Apr 2015 K	2015/01/19	2015/01/20
67628	Credit Suisse AG – CSOP A50 ETF R Bull CBBC Jul 2015 D	2015/01/19	2015/01/20
60426	UBS AG – Galaxy Ent R Bull CBBC Nov 2015 A	2015/01/19	2015/01/20
67640	SGA Societe Generale Acceptance N.V.-CSA50 R Bull CBBC Nov15A	2015/01/19	2015/01/20
68064	Standard Chartered Bank – HSI R Bull CBBC Apr 2015 A	2015/01/19	2015/01/20
67873	UBS AG – CSOP A50 ETF R Bull CBBC Oct 2015 A	2015/01/19	2015/01/20
68065	Credit Suisse AG – HSI R Bull CBBC Jun 2015 R	2015/01/19	2015/01/20
68753	Standard Chartered Bank – HSI R Bear CBBC Apr 2015 W	2015/01/19	2015/01/20
67872	UBS AG – A50 China R Bull CBBC Dec 2015 B	2015/01/19	2015/01/20
68066	Credit Suisse AG – HSI R Bull CBBC Jun 2015 W	2015/01/19	2015/01/20
67916	Credit Suisse AG – HSI R Bull CBBC May 2015 I	2015/01/19	2015/01/20
67696	HK Bank – HSCEI R Bull CBBC Sep 2015 A	2015/01/19	2015/01/20
67306	HK Bank – Galaxy Ent R Bull CBBC Jul 2015 C	2015/01/19	2015/01/20
67995	SGA Societe Generale Acceptance N.V.-CSA50 R Bull CBBC Oct15A	2015/01/19	2015/01/20
68080	UBS AG – HSI R Bull CBBC Jun 2015 H	2015/01/19	2015/01/20
68751	J P Morgan SP BV – HSI R Bear CBBC Apr 2015 O	2015/01/19	2015/01/20
68738	J P Morgan SP BV – HSI R Bull CBBC Aug 2015 P	2015/01/19	2015/01/20
68734	SGA Societe Generale Acceptance N.V.-HSI R Bear CBBC May15T	2015/01/19	2015/01/20
67894	Credit Suisse AG – Ping An R Bull CBBC Aug 2015 C	2015/01/19	2015/01/20

List of expired CBBC, 2015 (continued)

Code	CBBC	Last trading date	Delisted date
67905	Standard Chartered Bank – HSI R Bull CBBC Apr 2015 Z	2015/01/19	2015/01/20
67909	Credit Suisse AG – HSI R Bull CBBC May 2015 G	2015/01/19	2015/01/20
68093	BNP Paribas Arbit Issu B.V. – HSI R Bull CBBC Dec 2015 E	2015/01/19	2015/01/20
67915	Credit Suisse AG – HSI R Bull CBBC May 2015 H	2015/01/19	2015/01/20
68781	UBS AG – HSI R Bull CBBC Aug 2015 O	2015/01/19	2015/01/20
67922	SGA Societe Generale Acceptance N.V.-HSI R Bull CBBC Jun15 T	2015/01/19	2015/01/20
67853	SGA Societe Generale Acceptance N.V.-CMBC R Bull CBBC Aug15A	2015/01/19	2015/01/20
68018	HK Bank – CM Bank R Bull CBBC Dec 2015 A	2015/01/19	2015/01/20
68099	HK Bank – HSCEI R Bull CBBC Oct 2015 A	2015/01/19	2015/01/20
67831	Credit Suisse AG – HSI R Bull CBBC Jun 2015 J	2015/01/19	2015/01/20
67830	UBS AG – HSI R Bull CBBC Jun 2015 F	2015/01/19	2015/01/20
67921	UBS AG – HSI R Bull CBBC Jul 2015 S	2015/01/19	2015/01/20
67940	J P Morgan SP BV – HSI R Bull CBBC Jul 2015 J	2015/01/19	2015/01/20
67943	J P Morgan SP BV – HSI R Bull CBBC Aug 2015 L	2015/01/19	2015/01/20
68783	BNP Paribas Arbit Issu B.V. – HSI R Bull CBBC Dec 2015 J	2015/01/19	2015/01/20
67998	HK Bank – China Life R Bull CBBC Nov 2015 B	2015/01/19	2015/01/20
67955	HK Bank – A50 R Bull CBBC Jan 2016 D	2015/01/19	2015/01/20
67705	HK Bank – CSOP A50 ETF R Bull CBBC Jan 2016 C	2015/01/19	2015/01/20
68776	UBS AG – HSI R Bull CBBC Jun 2015 M	2015/01/19	2015/01/20
68775	Credit Suisse AG – HSI R Bull CBBC May 2015 D	2015/01/19	2015/01/20
68774	Credit Suisse AG – HSI R Bull CBBC May 2015 Z	2015/01/19	2015/01/20
67962	HK Bank – CSOP A50 ETF R Bull CBBC Jan 2016 D	2015/01/19	2015/01/20
67964	HK Bank – CSOP A50 ETF R Bull CBBC Jan 2016 E	2015/01/19	2015/01/20
67985	J P Morgan SP BV – HSI R Bull CBBC Aug 2015 E	2015/01/19	2015/01/20
68766	Credit Suisse AG – HSI R Bear CBBC Apr 2015 X	2015/01/19	2015/01/20
68759	UBS AG – HSI R Bear CBBC Apr 2015 M	2015/01/19	2015/01/20
68307	SGA Societe Generale Acceptance N.V.- ABC R Bull CBBC Oct15A	2015/01/19	2015/01/20
67924	BNP Paribas Arbit Issu B.V. – HSI R Bull CBBC Dec 2015 D	2015/01/19	2015/01/20
67870	UBS AG – HSCEI R Bull CBBC Aug 2015 B	2015/01/19	2015/01/20
67919	UBS AG – HSI R Bull CBBC Jul 2015 R	2015/01/19	2015/01/20
68636	J P Morgan SP BV – HSI R Bull CBBC Jul 2015 W	2015/01/19	2015/01/20
68162	UBS AG – HSI R Bull CBBC Aug 2015 L	2015/01/19	2015/01/20
68165	UBS AG – HSI R Bull CBBC Jul 2015 V	2015/01/19	2015/01/20
68660	UBS AG – HSI R Bull CBBC Jul 2015 Y	2015/01/19	2015/01/20
68175	UBS AG – HSCEI R Bull CBBC Sep 2015 D	2015/01/19	2015/01/20
68486	UBS AG – HSI R Bull CBBC Aug 2015 N	2015/01/19	2015/01/20
67072	SGA Societe Generale Acceptance N.V.-A50 R Bull CBBC Aug15 D	2015/01/19	2015/01/20
68487	UBS AG – HSI R Bull CBBC May 2015 X	2015/01/19	2015/01/20
68643	Credit Suisse AG – HSI R Bull CBBC Jul 2015 Q	2015/01/19	2015/01/20
68496	Credit Suisse AG – HSI R Bull CBBC May 2015 S	2015/01/19	2015/01/20
68505	Credit Suisse AG – HSI R Bull CBBC May 2015 C	2015/01/19	2015/01/20
68641	Credit Suisse AG – HSI R Bull CBBC Jul 2015 W	2015/01/19	2015/01/20
67331	Credit Suisse AG – A50 China R Bull CBBC Aug 2015 B	2015/01/19	2015/01/20
68639	Credit Suisse AG – HSI R Bull CBBC Jul 2015 U	2015/01/19	2015/01/20
68483	Standard Chartered Bank – HSI R Bull CBBC Apr 2015 S	2015/01/19	2015/01/20
68183	Credit Suisse AG – HSI R Bull CBBC Jun 2015 S	2015/01/19	2015/01/20
68193	Credit Suisse AG – CSOP A50 ETF R Bull CBBC Aug 2015 C	2015/01/19	2015/01/20
68521	Credit Suisse AG – HSI R Bull CBBC May 2015 Q	2015/01/19	2015/01/20
67241	HK Bank – A50 R Bull CBBC Dec 2015 D	2015/01/19	2015/01/20
68616	SGA Societe Generale Acceptance N.V.-HSI R Bull CBBC Sep15 E	2015/01/19	2015/01/20
68527	Goldman Sachs SP (Asia) – HSI R Bull CBBC May 2015 B	2015/01/19	2015/01/20
68195	Credit Suisse AG – A50 China R Bull CBBC Aug 2015 C	2015/01/19	2015/01/20
68214	BNP Paribas Arbit Issu B.V. – A50 Ch R Bull CBBC Dec 2015 B	2015/01/19	2015/01/20
68215	BNP Paribas Arbit Issu B.V. – HSCEI R Bull CBBC Dec 2015 B	2015/01/19	2015/01/20
67997	SGA Societe Generale Acceptance N.V.-A50 R Bull CBBC Oct15 A	2015/01/19	2015/01/20
68233	SGA Societe Generale Acceptance NV -HSCEI R Bull CBBC Oct15B	2015/01/19	2015/01/20
68549	HK Bank – HSI R Bull CBBC Nov 2015 A	2015/01/19	2015/01/20
68640	Credit Suisse AG – HSI R Bull CBBC Jul 2015 V	2015/01/19	2015/01/20
68682	HK Bank – A50 R Bull CBBC Jan 2016 I	2015/01/19	2015/01/20
68382	UBS AG – HSI R Bull CBBC Jul 2015 X	2015/01/19	2015/01/20
67405	HK Bank – HSCEI R Bull CBBC Jul 2015 H	2015/01/19	2015/01/20
68386	UBS AG – HSI R Bull CBBC May 2015 J	2015/01/19	2015/01/20
67411	HK Bank – HSCEI R Bull CBBC Jun 2015 E	2015/01/19	2015/01/20
67401	HK Bank – CSOP A50 ETF R Bull CBBC Oct 2015 B	2015/01/19	2015/01/20
67400	HK Bank – CSOP A50 ETF R Bull CBBC Nov 2015 A	2015/01/19	2015/01/20
67399	HK Bank – CSOP A50 ETF R Bull CBBC Oct 2015 A	2015/01/19	2015/01/20
68180	Credit Suisse AG – HSI R Bull CBBC Jun 2015 K	2015/01/19	2015/01/20
68662	UBS AG – HSI R Bull CBBC Jun 2015 L	2015/01/19	2015/01/20
67388	HK Bank – A50 R Bull CBBC Jun 2015 D	2015/01/19	2015/01/20
68372	Credit Suisse AG – HSI R Bull CBBC Jul 2015 S	2015/01/19	2015/01/20
68688	HK Bank – Ping An R Bull CBBC Oct 2015 E	2015/01/19	2015/01/20
68679	HK Bank – China Shenhua R Bull CBBC Nov 2015 B	2015/01/19	2015/01/20
68135	J P Morgan SP BV – HSI R Bull CBBC Aug 2015 M	2015/01/19	2015/01/20
68149	BNP Paribas Arbit Issu B.V. – HSI R Bull CBBC Dec 2015 G	2015/01/19	2015/01/20
68462	Bank of East Asia – CM Bank R Bull CBBC Sep 2015 A	2015/01/19	2015/01/20
68146	BNP Paribas Arbit Issu B.V. – HSI R Bull CBBC Dec 2015 F	2015/01/19	2015/01/20
68140	Bank of East Asia – A50 China R Bull CBBC Feb 2016 A	2015/01/19	2015/01/20
68669	Goldman Sachs SP (Asia) – HSI R Bull CBBC May 2015 D	2015/01/19	2015/01/20
67385	HK Bank – A50 R Bull CBBC Sep 2015 D	2015/01/19	2015/01/20
68331	SGA Societe Generale Acceptance N.V.-HSI R Bull CBBC Sep15 D	2015/01/19	2015/01/20
67384	HK Bank – A50 R Bull CBBC Dec 2015 E	2015/01/19	2015/01/20
67342	SGA Societe Generale Acceptance N.V.-A50 R Bull CBBC Dec 15A	2015/01/19	2015/01/20
68125	HK Bank – Minsheng Bank R Bull CBBC Nov 2015 D	2015/01/19	2015/01/20
68122	HK Bank – Ping An R Bull CBBC Nov 2015 J	2015/01/19	2015/01/20
68458	J P Morgan SP BV – HSI R Bull CBBC Aug 2015 A	2015/01/19	2015/01/20
68444	SGA Societe Generale Acceptance N.V.-HSI R Bull CBBC Oct15 B	2015/01/19	2015/01/20
68853	Goldman Sachs SP (Asia) – HSI R Bull CBBC May 2015 E	2015/01/20	2015/01/21

List of expired CBBC, 2015 (continued)

Code	CBBC	Last trading date	Delisted date
68885	SGA Societe Generale Acceptance N.V.-HSI R Bull CBBC Oct15 C	2015/01/20	2015/01/21
68886	SGA Societe Generale Acceptance N.V.-HSI R Bull CBBC Oct15 D	2015/01/20	2015/01/21
68921	UBS AG – HSI R Bull CBBC Jul 2015 Z	2015/01/20	2015/01/21
68850	Standard Chartered Bank – HSI R Bull CBBC Apr 2015 T	2015/01/20	2015/01/21
68883	Standard Chartered Bank – HSI R Bull CBBC Apr 2015 R	2015/01/20	2015/01/21
68891	Credit Suisse AG – HSI R Bull CBBC Jun 2015 H	2015/01/20	2015/01/21
68892	Credit Suisse AG – HSI R Bull CBBC Jun 2015 E	2015/01/20	2015/01/21
68894	J P Morgan SP BV – HSI R Bull CBBC Jul 2015 F	2015/01/20	2015/01/21
68898	J P Morgan SP BV – HSI R Bull CBBC Aug 2015 X	2015/01/20	2015/01/21
68900	BNP Paribas Arbit Issu B.V. – HSI R Bull CBBC Nov 2015 A	2015/01/20	2015/01/21
68909	UBS AG – HSI R Bull CBBC Jul 2015 A	2015/01/20	2015/01/21
67376	HK Bank – A50 R Bull CBBC Jan 2015 C	2015/01/20	2015/01/22
68890	Credit Suisse AG – HSI R Bull CBBC Jun 2015 G	2015/01/20	2015/01/21
68901	BNP Paribas Arbit Issu B.V. – HSI R Bull CBBC Nov 2015 B	2015/01/20	2015/01/21
68814	Credit Suisse AG – HSI R Bull CBBC Sep 2015 F	2015/01/20	2015/01/21
68797	HK Bank – TCH R Bull CBBC Nov 2015 E	2015/01/20	2015/01/21
68999	BNP Paribas Arbit Issu B.V. – HSI R Bear CBBC Jun 2015 X	2015/01/21	2015/01/22
69000	Standard Chartered Bank – HSI R Bull CBBC Apr 2015 Q	2015/01/21	2015/01/22
69001	Standard Chartered Bank – HSI R Bear CBBC Apr 2015 Y	2015/01/21	2015/01/22
69002	J P Morgan SP BV – HSI R Bull CBBC Aug 2015 F	2015/01/21	2015/01/22
69003	J P Morgan SP BV – HSI R Bull CBBC Jul 2015 Q	2015/01/21	2015/01/22
69039	SGA Societe Generale Acceptance N.V.-CMob R Bear CBBC Jul15A	2015/01/21	2015/01/22
69062	Credit Suisse AG – HSI R Bull CBBC Jul 2015 X	2015/01/21	2015/01/22
69065	Credit Suisse AG – HSI R Bull CBBC Jul 2015 Y	2015/01/21	2015/01/22
69066	Credit Suisse AG – HSI R Bull CBBC May 2015 V	2015/01/21	2015/01/22
68788	HK Bank – HSI R Bear CBBC Aug 2015 F	2015/01/21	2015/01/22
69068	Credit Suisse AG – HSI R Bear CBBC Apr 2015 O	2015/01/21	2015/01/22
68773	Credit Suisse AG – HSI R Bear CBBC Apr 2015 P	2015/01/21	2015/01/22
69070	UBS AG – HSI R Bear CBBC Apr 2015 V	2015/01/21	2015/01/22
68655	Credit Suisse AG – HSI R Bear CBBC Jun 2015 V	2015/01/21	2015/01/22
65474	HK Bank – A50 R Bull CBBC Jan 2015 L	2015/01/21	2015/01/23
69082	UBS AG – HSI R Bull CBBC Aug 2015 P	2015/01/21	2015/01/22
68887	SGA Societe Generale Acceptance N.V.-HSI R Bear CBBC May15 U	2015/01/21	2015/01/22
69089	UBS AG – HSI R Bull CBBC Nov 2015 A	2015/01/21	2015/01/22
61322	Standard Chartered Bank – China Mobile R Bear CBBC Mar 2015E	2015/01/21	2015/01/22
60581	UBS AG – China Mobile R Bear CBBC Mar 2015 B	2015/01/21	2015/01/22
68754	UBS AG – HSI R Bear CBBC Apr 2015 L	2015/01/21	2015/01/22
66920	Citigroup Global Mkt H Inc. -China Mobile R Bear CBBC Apr15R	2015/01/21	2015/01/22
69067	Credit Suisse AG – HSI R Bear CBBC Apr 2015 R	2015/01/21	2015/01/22
68822	UBS AG – HSI R Bear CBBC Apr 2015 P	2015/01/21	2015/01/22
68820	Credit Suisse AG – HSI R Bear CBBC May 2015 N	2015/01/21	2015/01/22
68821	UBS AG – HSI R Bear CBBC Apr 2015 N	2015/01/21	2015/01/22
68807	J P Morgan SP BV – HSI R Bear CBBC May 2015 I	2015/01/21	2015/01/22
68826	BNP Paribas Arbit Issu B.V. – HSI R Bear CBBC Jun 2015 U	2015/01/21	2015/01/22
68767	Credit Suisse AG – HSI R Bear CBBC Apr 2015 F	2015/01/21	2015/01/22
68818	Credit Suisse AG – HSI R Bear CBBC May 2015 F	2015/01/21	2015/01/22
68806	J P Morgan SP BV – HSI R Bear CBBC Apr 2015 U	2015/01/21	2015/01/22
68884	Standard Chartered Bank – HSI R Bear CBBC Apr 2015 X	2015/01/21	2015/01/22
68934	SGA Societe Generale Acceptance N.V.-HSI R Bear CBBC Jun15 K	2015/01/21	2015/01/22
68935	J P Morgan SP BV – HSI R Bear CBBC Apr 2015 X	2015/01/21	2015/01/22
68969	UBS AG – HSI R Bear CBBC Apr 2015 U	2015/01/21	2015/01/22
65977	UBS AG – HSI R Bear CBBC Jun 2015 C	2015/01/22	2015/01/23
68088	J P Morgan SP BV – HSI R Bear CBBC Apr 2015 J	2015/01/22	2015/01/23
67553	J P Morgan SP BV – HSI R Bear CBBC Jan 2015 A	2015/01/22	2015/01/23
67407	J P Morgan SP BV – HSI R Bear CBBC Feb 2015 N	2015/01/22	2015/01/23
67293	HK Bank – HSI R Bear CBBC May 2015 F	2015/01/22	2015/01/23
68670	Goldman Sachs SP (Asia) – HSI R Bear CBBC May 2015 I	2015/01/22	2015/01/23
66941	HK Bank – HSI R Bear CBBC Mar 2015 Q	2015/01/22	2015/01/23
67643	HK Bank – China Mobile R Bear CBBC Jun 2015 A	2015/01/22	2015/01/23
67907	Macquarie Bank Ltd. – HSI R Bear CBBC Feb 2015 A	2015/01/22	2015/01/23
68424	UBS AG – HSI R Bear CBBC Apr 2015 J	2015/01/22	2015/01/23
68332	Goldman Sachs SP (Asia) – HSI R Bear CBBC Jan 2015 D	2015/01/22	2015/01/23
65890	UBS AG – Tencent R Bear CBBC Apr 2015 E	2015/01/22	2015/01/23
67266	J P Morgan SP BV – HSI R Bear CBBC Jan 2015 Z	2015/01/22	2015/01/23
68348	SGA Societe Generale Acceptance N.V.-HSI R Bear CBBC May15 R	2015/01/22	2015/01/23
68347	SGA Societe Generale Acceptance N.V.-HSI R Bear CBBC May15 Q	2015/01/22	2015/01/23
67465	Credit Suisse AG – HSI R Bear CBBC Jul 2015 H	2015/01/22	2015/01/23
61413	SGA Societe Generale Acceptance N.V.-HSI R Bear CBBC Apr15 E	2015/01/22	2015/01/23
66930	HK Bank – HSI R Bear CBBC Mar 2015 P	2015/01/22	2015/01/23
66853	UBS AG – HSI R Bear CBBC Jan 2015 Z	2015/01/22	2015/01/23
66831	Credit Suisse AG – HSI R Bear CBBC Jan 2015 X	2015/01/22	2015/01/23
66830	Credit Suisse AG – HSI R Bear CBBC Jan 2015 W	2015/01/22	2015/01/23
66741	Standard Chartered Bank – HSI R Bear CBBC Feb 2015 Z	2015/01/22	2015/01/23
66740	Standard Chartered Bank – HSI R Bear CBBC Feb 2015 Y	2015/01/22	2015/01/23
66737	BNP Paribas Arbit Issu B.V. – HSI R Bear CBBC Feb 2015 Z	2015/01/22	2015/01/23
66593	Goldman Sachs SP (Asia) – HSI R Bear CBBC Jan 2015 B	2015/01/22	2015/01/23
67048	UBS AG – HSI R Bear CBBC Jan 2015 C	2015/01/22	2015/01/23
69106	HK Bank – HSI R Bear CBBC Sep 2015 F	2015/01/22	2015/01/23
64196	J P Morgan SP BV – HSI R Bear CBBC Apr 2015 E	2015/01/22	2015/01/23
64045	HK Bank – TCH R Bear CBBC Jul 2015 O	2015/01/22	2015/01/23
62836	UBS AG – HSI R Bear CBBC Feb 2015 Y	2015/01/22	2015/01/23
64893	J P Morgan SP BV – HSI R Bear CBBC Mar 2015 J	2015/01/22	2015/01/23
67784	UBS AG – HSI R Bear CBBC May 2015 X	2015/01/22	2015/01/23
62868	Credit Suisse AG – HSI R Bear CBBC Jul 2015 A	2015/01/22	2015/01/23
63536	Credit Suisse AG – HSI R Bear CBBC Mar 2015 O	2015/01/22	2015/01/23
62145	SGA Societe Generale Acceptance N.V.-HSI R Bear CBBC Feb15 X	2015/01/22	2015/01/23
62108	SGA Societe Generale Acceptance N.V.-HSI R Bear CBBC Apr15 I	2015/01/22	2015/01/23

List of expired CBBC, 2015 (continued)

Code	CBBC	Last trading date	Delisted date
62105	SGA Societe Generale Acceptance N.V.-HSI R Bear CBBC Mar15 J	2015/01/22	2015/01/23
67468	Credit Suisse AG – HSI R Bear CBBC Jun 2015 M	2015/01/22	2015/01/23
63179	UBS AG – HSI R Bear CBBC Mar 2015 O	2015/01/22	2015/01/23
63252	Goldman Sachs SP (Asia) – HSI R Bear CBBC Mar 2015 I	2015/01/22	2015/01/23
67383	J P Morgan SP BV – HSI R Bear CBBC Mar 2015 Y	2015/01/22	2015/01/23
69123	Credit Suisse AG – HSI R Bear CBBC Apr 2015 Q	2015/01/22	2015/01/23
69130	UBS AG – HSI R Bear CBBC Jul 2015 D	2015/01/22	2015/01/23
69142	J P Morgan SP BV – HSI R Bear CBBC May 2015 J	2015/01/22	2015/01/23
69151	Credit Suisse AG – HSI R Bear CBBC Apr 2015 V	2015/01/22	2015/01/23
69152	Credit Suisse AG – HSI R Bear CBBC Apr 2015 Y	2015/01/22	2015/01/23
69177	SGA Societe Generale Acceptance N.V.-HSI R Bear CBBC Jun15 L	2015/01/22	2015/01/23
69192	UBS AG – HSI R Bear CBBC Apr 2015 W	2015/01/22	2015/01/23
62603	Standard Chartered Bank – HSI R Bear CBBC Feb 2015 L	2015/01/22	2015/01/23
67135	Credit Suisse AG – TCH R Bear CBBC Apr 2015 C	2015/01/22	2015/01/23
66510	BNP Paribas Arbit Issu B.V. – HSI R Bear CBBC Feb 2015 X	2015/01/22	2015/01/23
65457	Credit Suisse AG – HSI R Bear CBBC May 2015 I	2015/01/22	2015/01/23
67926	J P Morgan SP BV – HSI R Bear CBBC May 2015 E	2015/01/22	2015/01/23
64246	Credit Suisse AG – China Mobile R Bear CBBC Jan 2015 E	2015/01/22	2015/01/23
64559	Citigroup Global Mkt H Inc. -China Mobile R Bear CBBC Apr15I	2015/01/22	2015/01/23
64810	Bank of East Asia – China Mobile R Bear CBBC Jun 2015 A	2015/01/22	2015/01/23
61918	UBS AG – HKEx R Bear CBBC Jan 2015 C	2015/01/23	2015/01/27
63320	HK Bank – China Life R Bull CBBC Jan 2015 A	2015/01/23	2015/01/27
65901	BNP Paribas Arbit Issu B.V. – HSI R Bear CBBC Feb 2015 V	2015/01/23	2015/01/26
69320	J P Morgan SP BV – HSI R Bear CBBC May 2015 K	2015/01/23	2015/01/26
67089	SGA Societe Generale Acceptance N.V.-HSI R Bear CBBC Mar15 B	2015/01/23	2015/01/26
67456	HK Bank – CSOP A50 ETF R Bull CBBC Jan 2015 A	2015/01/23	2015/01/27
60003	HK Bank – China Shenhua R Bear CBBC Jan 2015 A	2015/01/23	2015/01/27
67113	UBS AG – Sands China R Bear CBBC Jan 2015 A	2015/01/23	2015/01/27
69207	BNP Paribas Arbit Issu B.V. – HSI R Bear CBBC Jun 2015 Y	2015/01/23	2015/01/26
69289	UBS AG – HSI R Bear CBBC May 2015 O	2015/01/23	2015/01/26
69259	Credit Suisse AG – HSI R Bear CBBC May 2015 O	2015/01/23	2015/01/26
69258	Credit Suisse AG – HSI R Bear CBBC May 2015 J	2015/01/23	2015/01/26
67317	HK Bank – CM Bank R Bull CBBC Jan 2015 A	2015/01/23	2015/01/27
61819	Citigroup Global Mkt H Inc. – HKEx R Bear CBBC Jan 2015 K	2015/01/23	2015/01/27
61647	UBS AG – HSI R Bear CBBC May 2015 C	2015/01/23	2015/01/26
62561	UBS AG – HKEx R Bear CBBC Jan 2015 H	2015/01/23	2015/01/27
67237	J P Morgan SP BV – HSI R Bear CBBC Feb 2015 M	2015/01/23	2015/01/26
69297	UBS AG – HSI R Bear CBBC May 2015 P	2015/01/23	2015/01/26
60808	UBS AG – HSI R Bear CBBC Mar 2015 M	2015/01/23	2015/01/26
66443	J P Morgan SP BV – HSI R Bear CBBC Jan 2015 V	2015/01/23	2015/01/26
66342	Standard Chartered Bank – HSI R Bear CBBC Feb 2015 W	2015/01/23	2015/01/26
66198	BNP Paribas Arbit Issu B.V. – HSI R Bear CBBC Feb 2015 F	2015/01/23	2015/01/26
66167	J P Morgan SP BV – HSI R Bear CBBC Jan 2015 U	2015/01/23	2015/01/26
62717	HK Bank – Lenovo R Bull CBBC Jan 2015 A	2015/01/23	2015/01/27
66534	Standard Chartered Bank – HSI R Bear CBBC Feb 2015 X	2015/01/23	2015/01/26
66081	BNP Paribas Arbit Issu B.V. – HSI R Bear CBBC Feb 2015 Y	2015/01/23	2015/01/26
66691	J P Morgan SP BV – HSI R Bear CBBC Jan 2015 W	2015/01/23	2015/01/26
64841	UBS AG – A50 China R Bull CBBC Jan 2015 A	2015/01/23	2015/01/27
65334	HK Bank – SHK Ppt R Bull CBBC Jan 2015 B	2015/01/23	2015/01/27
65911	Standard Chartered Bank – HSI R Bear CBBC Jan 2015 R	2015/01/23	2015/01/26
65992	Credit Suisse AG – HSI R Bear CBBC Jan 2015 B	2015/01/23	2015/01/26
65991	Credit Suisse AG – HSI R Bear CBBC Jan 2015 O	2015/01/23	2015/01/26
67927	Macquarie Bank Ltd. – HSI R Bear CBBC Jan 2015 K	2015/01/23	2015/01/26
65951	HK Bank – HSI R Bear CBBC Apr 2015 O	2015/01/23	2015/01/26
65950	HK Bank – HSI R Bear CBBC Apr 2015 N	2015/01/23	2015/01/26
66772	Credit Suisse AG – HSI R Bear CBBC May 2015 B	2015/01/23	2015/01/26
64858	UBS AG – CSOP A50 ETF R Bull CBBC Jan 2015 A	2015/01/23	2015/01/27
65940	UBS AG – HSI R Bear CBBC Jan 2015 X	2015/01/23	2015/01/26
61726	Citigroup Global Mkt H Inc. – HKEx R Bear CBBC Jan 2015 H	2015/01/23	2015/01/27
66077	Credit Suisse AG – HSI R Bear CBBC Jan 2015 P	2015/01/23	2015/01/26
67469	Credit Suisse AG – HSI R Bear CBBC Jun 2015 N	2015/01/23	2015/01/26
62923	UBS AG – HSI R Bear CBBC Feb 2015 S	2015/01/23	2015/01/26
61379	Citigroup Global Mkt H Inc. -CSOP A50 ETF R Bull CBBC Jan15A	2015/01/23	2015/01/27
67050	UBS AG – HSI R Bear CBBC Jan 2015 B	2015/01/23	2015/01/26
61786	Citigroup Global Mkt H Inc. – HKEx R Bear CBBC Jan 2015 J	2015/01/23	2015/01/27
68854	Goldman Sachs SP (Asia) – HSI R Bear CBBC May 2015 J	2015/01/23	2015/01/26
67777	UBS AG – HSI R Bear CBBC Jun 2015 Q	2015/01/23	2015/01/26
63175	UBS AG – HSI R Bear CBBC Apr 2015 D	2015/01/23	2015/01/26
63302	HK Bank – TCH R Bear CBBC Jul 2015 N	2015/01/23	2015/01/26
63203	HK Bank – Minsheng Bank R Bull CBBC Jan 2015 A	2015/01/23	2015/01/27
64895	J P Morgan SP BV – HSI R Bear CBBC Mar 2015 L	2015/01/23	2015/01/26
62953	J P Morgan SP BV – HSI R Bear CBBC Mar 2015 W	2015/01/23	2015/01/26
67782	UBS AG – HSI R Bear CBBC May 2015 W	2015/01/23	2015/01/26
63509	HK Bank – TCH R Bear CBBC Sep 2015 A	2015/01/23	2015/01/26
67470	Credit Suisse AG – HSI R Bear CBBC Jul 2015 I	2015/01/23	2015/01/26
63540	Credit Suisse AG – HSI R Bear CBBC Mar 2015 S	2015/01/23	2015/01/26
63542	Credit Suisse AG – HSI R Bear CBBC Apr 2015 E	2015/01/23	2015/01/26
63543	Credit Suisse AG – HSI R Bear CBBC Mar 2015 V	2015/01/23	2015/01/26
67473	Credit Suisse AG – HSI R Bear CBBC Jun 2015 O	2015/01/23	2015/01/26
68373	J P Morgan SP BV – HSI R Bear CBBC Apr 2015 V	2015/01/23	2015/01/26
64961	J P Morgan SP BV – HSI R Bear CBBC Apr 2015 H	2015/01/23	2015/01/26
62298	SGA Societe Generale Acceptance N.V.-HSI R Bear CBBC Feb15 Y	2015/01/23	2015/01/26
61249	UBS AG – HKEx R Bear CBBC Jan 2015 A	2015/01/23	2015/01/27
67298	HK Bank – HSI R Bear CBBC May 2015 G	2015/01/23	2015/01/26
60432	Citigroup Global Mkt H Inc. – AIA R Bear CBBC Jan 2015 B	2015/01/23	2015/01/27
62148	SGA Societe Generale Acceptance N.V.-HSI R Bear CBBC Mar15 L	2015/01/23	2015/01/26
62159	SGA Societe Generale Acceptance N.V.-HSI R Bear CBBC Apr15 J	2015/01/23	2015/01/26

List of expired CBBC, 2015 (continued)

Code	CBBC	Last trading date	Delisted date
62182	SGA Societe Generale Acceptance N.V.-HSI R Bear CBBC Mar15 N	2015/01/23	2015/01/26
68333	Goldman Sachs SP (Asia) – HSI R Bear CBBC Jan 2015 E	2015/01/23	2015/01/26
68877	HK Bank – A50 R Bull CBBC Jan 2015 F	2015/01/23	2015/01/27
67386	Standard Chartered Bank – HSI R Bear CBBC Feb 2015 A	2015/01/23	2015/01/26
68024	HK Bank – CC Bank R Bull CBBC Jan 2015 A	2015/01/23	2015/01/27
69061	SGA Societe Generale Acceptance N.V. -TCH R Bear CBBC Oct15A	2015/01/23	2015/01/26
66073	UBS AG – HSI R Bear CBBC Jun 2015 F	2015/01/23	2015/01/26
64598	HK Bank – CSOP A50 ETF R Bull CBBC Jan 2015 H	2015/01/23	2015/01/27
67552	J P Morgan SP BV – HSI R Bear CBBC Feb 2015 O	2015/01/23	2015/01/26
68292	SGA Societe Generale Acceptance N.V.-HSI R Bear CBBC Mar15 C	2015/01/23	2015/01/26
62835	UBS AG – HSI R Bear CBBC Mar 2015 J	2015/01/23	2015/01/26
67406	Macquarie Bank Ltd. – HSI R Bear CBBC Jan 2015 J	2015/01/23	2015/01/26
64270	UBS AG – China Mobile R Bear CBBC May 2015 B	2015/01/23	2015/01/26
66112	Goldman Sachs SP (Asia) – HSI R Bear CBBC Mar 2015 T	2015/01/23	2015/01/26
69997	UBS AG – HSI R Bear CBBC Apr 2015 X	2015/01/26	2015/01/27
69980	UBS AG – HSI R Bear CBBC Apr 2015 T	2015/01/26	2015/01/27
69883	UBS AG – HSI R Bear CBBC Apr 2015 O	2015/01/26	2015/01/27
69863	Standard Chartered Bank – HSI R Bear CBBC Apr 2015 Z	2015/01/26	2015/01/27
69589	SGA Societe Generale Acceptance N.V.-HSI R Bear CBBC May15 V	2015/01/26	2015/01/27
69999	J P Morgan SP BV – HSI R Bear CBBC May 2015 L	2015/01/26	2015/01/27
69776	SGA Societe Generale Acceptance N.V.-HSI R Bear CBBC May15 W	2015/01/26	2015/01/27
69927	UBS AG – HSI R Bear CBBC Apr 2015 S	2015/01/26	2015/01/27
69865	Standard Chartered Bank – HSI R Bear CBBC Apr 2015 A	2015/01/26	2015/01/27
68802	HK Bank – Sands China R Bear CBBC Nov 2015 B	2015/01/26	2015/01/27
63054	Citigroup Global Mkt H Inc. – TCH R Bear CBBC Apr 2015 A	2015/01/26	2015/01/27
62360	UBS AG – Tencent R Bear CBBC Apr 2015 C	2015/01/26	2015/01/27
68899	J P Morgan SP BV – HSI R Bear CBBC Apr 2015 W	2015/01/26	2015/01/27
69341	HK Bank – CSOP A50 ETF R Bull CBBC Dec 2015 N	2015/01/26	2015/01/27
69582	Credit Suisse AG – HSI R Bear CBBC May 2015 R	2015/01/26	2015/01/27
65904	BNP Paribas Arbit Issu B.V. – HSI R Bear CBBC Feb 2015 W	2015/01/26	2015/01/27
65437	J P Morgan SP BV – HSI R Bear CBBC Jan 2015 M	2015/01/26	2015/01/27
61448	HK Bank – TCH R Bear CBBC Aug 2015 A	2015/01/26	2015/01/27
62922	UBS AG – HSI R Bear CBBC Feb 2015 P	2015/01/26	2015/01/27
68614	Credit Suisse AG – TCH R Bear CBBC May 2015 A	2015/01/26	2015/01/27
60001	J P Morgan SP BV – HSI R Bear CBBC Apr 2015 T	2015/01/26	2015/01/27
63545	Credit Suisse AG – HSI R Bear CBBC May 2015 G	2015/01/26	2015/01/27
69372	HK Bank – CSOP A50 ETF R Bull CBBC Jan 2016 I	2015/01/26	2015/01/27
69581	Credit Suisse AG – HSI R Bear CBBC May 2015 Q	2015/01/26	2015/01/27
69574	Credit Suisse AG – A50 China R Bear CBBC May 2015 C	2015/01/26	2015/01/27
69571	Credit Suisse AG – CSOP A50 ETF R Bear CBBC May 2015 C	2015/01/26	2015/01/27
69562	Credit Suisse AG – HSI R Bear CBBC May 2015 P	2015/01/26	2015/01/27
69561	Credit Suisse AG – HSI R Bear CBBC May 2015 T	2015/01/26	2015/01/27
69475	Goldman Sachs SP (Asia) – HSI R Bear CBBC May 2015 K	2015/01/26	2015/01/27
60004	BNP Paribas Arbit Issu B.V. – HSI R Bear CBBC Jun 2015 D	2015/01/26	2015/01/27
69331	HK Bank – TCH R Bear CBBC Oct 2015 D	2015/01/26	2015/01/27
63833	J P Morgan SP BV – Tencent R Bear CBBC Apr 2015 A	2015/01/26	2015/01/27
69330	HK Bank – A50 R Bull CBBC Jan 2016 J	2015/01/26	2015/01/27
69329	HK Bank – A50 R Bull CBBC Dec 2015 F	2015/01/26	2015/01/27
69540	BNP Paribas Arbit Issu B.V. – HSI R Bear CBBC Jun 2015 C	2015/01/26	2015/01/27
60072	Credit Suisse AG – HSI R Bear CBBC Apr 2015 W	2015/01/27	2015/01/28
60086	SGA Societe Generale Acceptance N.V.-HSI R Bear CBBC Jun15 M	2015/01/27	2015/01/28
68799	HK Bank – Galaxy Ent R Bear CBBC Nov 2015 C	2015/01/27	2015/01/28
60071	Credit Suisse AG – HSI R Bear CBBC Apr 2015 T	2015/01/27	2015/01/28
66069	UBS AG – HSI R Bear CBBC Jun 2015 E	2015/01/27	2015/01/28
69306	J P Morgan SP BV – A50 China R Bull CBBC May 2015 B	2015/01/27	2015/01/28
68624	HK Bank – BOCL R Bull CBBC Jan 2015 A	2015/01/27	2015/01/29
60122	J P Morgan SP BV – HSI R Bear CBBC May 2015 M	2015/01/27	2015/01/28
60051	Standard Chartered Bank – HSI R Bear CBBC Apr 2015 C	2015/01/27	2015/01/28
60053	Standard Chartered Bank – HSI R Bear CBBC Apr 2015 F	2015/01/27	2015/01/28
60017	HK Bank – HSCEI R Bear CBBC Oct 2015 D	2015/01/27	2015/01/28
60018	HK Bank – HSCEI R Bear CBBC Nov 2015 B	2015/01/27	2015/01/28
60023	HK Bank – China Life R Bear CBBC Dec 2015 B	2015/01/27	2015/01/28
60038	HK Bank – Ping An R Bear CBBC Dec 2015 A	2015/01/27	2015/01/28
60039	J P Morgan SP BV – HSI R Bear CBBC Apr 2015 Y	2015/01/27	2015/01/28
62625	SGA Societe Generale Acceptance N.V.-HSI R Bear CBBC Apr15 K	2015/01/27	2015/01/28
60044	BNP Paribas Arbit Issu B.V. – HSI R Bear CBBC Jun 2015 B	2015/01/27	2015/01/28
69662	HK Bank – BOCL R Bull CBBC Jan 2015 B	2015/01/27	2015/01/29
69300	J P Morgan SP BV – CSOP A50 ETF R Bull CBBC May 2015 A	2015/01/27	2015/01/28
69235	SGA Societe Generale Acceptance N.V.-A50 R Bull CBBC Nov15 A	2015/01/27	2015/01/28
60055	UBS AG – HSI R Bear CBBC May 2015 E	2015/01/27	2015/01/28
68397	HK Bank – TCH R Bear CBBC Oct 2015 B	2015/01/27	2015/01/28
69110	HK Bank – HSI R Bear CBBC Oct 2015 D	2015/01/27	2015/01/28
60059	UBS AG – HSI R Bear CBBC May 2015 H	2015/01/27	2015/01/28
60062	Credit Suisse AG – HSI R Bear CBBC Apr 2015 S	2015/01/27	2015/01/28
60041	J P Morgan SP BV – HSI R Bear CBBC Apr 2015 A	2015/01/27	2015/01/28
66957	HK Bank – HSI R Bear CBBC Mar 2015 R	2015/01/27	2015/01/28
66006	Standard Chartered Bank – HSI R Bear CBBC Feb 2015 U	2015/01/27	2015/01/28
65993	Credit Suisse AG – HSI R Bear CBBC Jan 2015 C	2015/01/27	2015/01/28
67409	HK Bank – HSI R Bear CBBC May 2015 I	2015/01/27	2015/01/28
67475	Credit Suisse AG – HSI R Bear CBBC Jul 2015 J	2015/01/27	2015/01/28
65468	Credit Suisse AG – HSI R Bear CBBC Jan 2015 G	2015/01/27	2015/01/28
60046	BNP Paribas Arbit Issu B.V. – HSI R Bear CBBC Jun 2015 A	2015/01/27	2015/01/28
66079	J P Morgan SP BV – HSI R Bear CBBC Jan 2015 T	2015/01/27	2015/01/28
66694	Macquarie Bank Ltd. – HSI R Bear CBBC Jan 2015 I	2015/01/27	2015/01/28
69637	BNP Paribas Arbit Issu B.V. – HSI R Bear CBBC Jan 2015 E	2015/01/28	2015/01/30
69648	BNP Paribas Arbit Issu B.V. – HSI R Bear CBBC Jan 2015 C	2015/01/28	2015/01/30
62302	Standard Chartered Bank – HSI R Bear CBBC Jan 2015 L	2015/01/28	2015/01/30

List of expired CBBC, 2015 (continued)

Code	CBBC	Last trading date	Delisted date
63879	J P Morgan SP BV – HSI R Bear CBBC Jan 2015 K	2015/01/28	2015/01/30
60539	SGA Societe Generale Acceptance N.V.-HSI R Bear CBBC Jan15 J	2015/01/28	2015/01/30
69702	Credit Suisse AG – HSI R Bear CBBC Jan 2015 K	2015/01/28	2015/01/30
68453	HK Bank – HSI R Bull CBBC Jan 2015 D	2015/01/28	2015/01/30
65548	UBS AG – HSI R Bear CBBC Jan 2015 V	2015/01/28	2015/01/30
69729	UBS AG – HSI R Bear CBBC Jan 2015 F	2015/01/28	2015/01/30
63872	BNP Paribas Arbit Issu B.V. – HSI R Bull CBBC Jan 2015 Y	2015/01/28	2015/01/30
60823	J P Morgan SP BV – HSI R Bear CBBC Jan 2015 E	2015/01/28	2015/01/30
60534	SGA Societe Generale Acceptance N.V.-HSI R Bear CBBC Jan15 I	2015/01/28	2015/01/30
61023	J P Morgan SP BV – HSI R Bear CBBC Jan 2015 F	2015/01/28	2015/01/30
63881	Credit Suisse AG – HSI R Bull CBBC Jan 2015 F	2015/01/28	2015/01/30
65755	UBS AG – HSI R Bear CBBC Jan 2015 W	2015/01/28	2015/01/30
63877	BNP Paribas Arbit Issu B.V. – HSI R Bull CBBC Jan 2015 C	2015/01/28	2015/01/30
61261	Credit Suisse AG – HSI R Bear CBBC Jan 2015 L	2015/01/28	2015/01/30
63874	BNP Paribas Arbit Issu B.V. – HSI R Bull CBBC Jan 2015 D	2015/01/28	2015/01/30
63873	BNP Paribas Arbit Issu B.V. – HSI R Bull CBBC Jan 2015 Z	2015/01/28	2015/01/30
62238	UBS AG – HSI R Bear CBBC Jan 2015 Q	2015/01/28	2015/01/30
61080	J P Morgan SP BV – HSI R Bear CBBC Jan 2015 G	2015/01/28	2015/01/30
60913	Macquarie Bank Ltd. – HSI R Bear CBBC Jan 2015 B	2015/01/28	2015/01/30
65620	J P Morgan SP BV – HSI R Bear CBBC Jan 2015 R	2015/01/28	2015/01/30
65619	J P Morgan SP BV – HSI R Bear CBBC Jan 2015 Q	2015/01/28	2015/01/30
60939	Macquarie Bank Ltd. – HSI R Bear CBBC Jan 2015 E	2015/01/28	2015/01/30
60937	Macquarie Bank Ltd. – HSI R Bear CBBC Jan 2015 D	2015/01/28	2015/01/30
60926	Macquarie Bank Ltd. – HSI R Bear CBBC Jan 2015 C	2015/01/28	2015/01/30
63831	BNP Paribas Arbit Issu B.V. – HSI R Bull CBBC Jan 2015 X	2015/01/28	2015/01/30
62187	UBS AG – HSI R Bear CBBC Jan 2015 P	2015/01/28	2015/01/30
61087	J P Morgan SP BV – HSI R Bear CBBC Jan 2015 H	2015/01/28	2015/01/30
60073	J P Morgan SP BV – HSI R Bear CBBC Jan 2015 D	2015/01/28	2015/01/30
62323	J P Morgan SP BV – HSI R Bear CBBC Jan 2015 I	2015/01/28	2015/01/30
69887	BNP Paribas Arbit Issu B.V. – HSI R Bear CBBC Jan 2015 K	2015/01/28	2015/01/30
69888	BNP Paribas Arbit Issu B.V. – HSI R Bear CBBC Jan 2015 L	2015/01/28	2015/01/30
69889	BNP Paribas Arbit Issu B.V. – HSI R Bear CBBC Jan 2015 O	2015/01/28	2015/01/30
63762	UBS AG – HSI R Bull CBBC Jan 2015 E	2015/01/28	2015/01/30
65463	Credit Suisse AG – HSI R Bear CBBC Jan 2015 E	2015/01/28	2015/01/30
65505	Credit Suisse AG – HSI R Bear CBBC Jan 2015 H	2015/01/28	2015/01/30
64074	HK Bank – HSCEI R Bull CBBC Jan 2015 A	2015/01/28	2015/01/30
62807	Standard Chartered Bank – HSI R Bear CBBC Jan 2015 N	2015/01/28	2015/01/30
60116	Macquarie Bank Ltd. – HSI R Bear CBBC Jan 2015 A	2015/01/28	2015/01/30
60205	UBS AG – HSCEI R Bear CBBC Jan 2015 C	2015/01/28	2015/01/30
65493	J P Morgan SP BV – HSI R Bear CBBC Jan 2015 P	2015/01/28	2015/01/30
60391	SGA Societe Generale Acceptance N.V.-HSI R Bear CBBC Jan15 C	2015/01/28	2015/01/30
65484	J P Morgan SP BV – HSI R Bear CBBC Jan 2015 O	2015/01/28	2015/01/30
60393	SGA Societe Generale Acceptance N.V.-HSI R Bear CBBC Jan15 D	2015/01/28	2015/01/30
65472	Credit Suisse AG – HSI R Bear CBBC Jan 2015 I	2015/01/28	2015/01/30
60068	J P Morgan SP BV – HSI R Bear CBBC Jan 2015 C	2015/01/28	2015/01/30
65511	Credit Suisse AG – HSI R Bear CBBC Jan 2015 J	2015/01/28	2015/01/30
65865	J P Morgan SP BV – HSI R Bear CBBC Jan 2015 S	2015/01/28	2015/01/30
69739	J P Morgan SP BV – HSI R Bear CBBC Jan 2015 B	2015/01/28	2015/01/30
63341	J P Morgan SP BV – HSI R Bear CBBC Jan 2015 J	2015/01/28	2015/01/30
69155	J P Morgan SP BV – HSI R Bull CBBC Jan 2015 A	2015/01/28	2015/01/30
60522	SGA Societe Generale Acceptance N.V.-HSI R Bear CBBC Jan15 H	2015/01/28	2015/01/30
63254	Standard Chartered Bank – SHK Ppt R Bear CBBC Aug 2015 A	2015/01/28	2015/01/29
60410	SGA Societe Generale Acceptance N.V.-HSI R Bear CBBC Jan15 E	2015/01/28	2015/01/30
60518	SGA Societe Generale Acceptance N.V.-HSI R Bear CBBC Jan15 F	2015/01/28	2015/01/30
63847	J P Morgan SP BV – HSI R Bull CBBC Jan 2015 E	2015/01/28	2015/01/30
63752	BNP Paribas Arbit Issu B.V. – HSI R Bull CBBC Jan 2015 V	2015/01/28	2015/01/30
68456	HK Bank – HSI R Bull CBBC Jan 2015 E	2015/01/28	2015/01/30
63753	BNP Paribas Arbit Issu B.V. – HSI R Bull CBBC Jan 2015 W	2015/01/28	2015/01/30
69845	BNP Paribas Arbit Issu B.V. – HSI R Bear CBBC Jan 2015 D	2015/01/28	2015/01/30
69846	BNP Paribas Arbit Issu B.V. – HSI R Bear CBBC Jan 2015 I	2015/01/28	2015/01/30
65506	Credit Suisse AG – HSI R Bear CBBC Jan 2015 A	2015/01/28	2015/01/30
62808	Standard Chartered Bank – HSI R Bear CBBC Jan 2015 O	2015/01/28	2015/01/30
60519	SGA Societe Generale Acceptance N.V.-HSI R Bear CBBC Jan15 G	2015/01/28	2015/01/30
63355	Credit Suisse AG – HSI R Bull CBBC Jan 2015 B	2015/01/28	2015/01/30
64854	Credit Suisse AG – HSI R Bear CBBC Jan 2015 S	2015/01/28	2015/01/30
63215	BNP Paribas Arbit Issu B.V. – HSI R Bull CBBC Jan 2015 O	2015/01/28	2015/01/30
60165	J P Morgan SP BV – HSI R Bear CBBC Apr 2015 B	2015/01/28	2015/01/29
63255	UBS AG – HSI R Bull CBBC Jan 2015 C	2015/01/28	2015/01/30
67688	Credit Suisse AG – HSI R Bear CBBC Jan 2015 D	2015/01/28	2015/01/30
64096	HK Bank – HSI R Bull CBBC Jan 2015 G	2015/01/28	2015/01/30
68380	Goldman Sachs SP (Asia) – HSI R Bear CBBC Jan 2015 F	2015/01/28	2015/01/30
61334	UBS AG – HSI R Bear CBBC Jan 2015 M	2015/01/28	2015/01/30
60164	UBS AG – HSI R Bear CBBC Apr 2015 Y	2015/01/28	2015/01/29
64797	J P Morgan SP BV – HSI R Bear CBBC Jan 2015 L	2015/01/28	2015/01/30
69417	Goldman Sachs SP (Asia) – HSI R Bull CBBC Jan 2015 E	2015/01/28	2015/01/30
63356	Credit Suisse AG – HSI R Bull CBBC Jan 2015 C	2015/01/28	2015/01/30
63359	Credit Suisse AG – HSI R Bull CBBC Jan 2015 D	2015/01/28	2015/01/30
63363	Credit Suisse AG – HSI R Bull CBBC Jan 2015 E	2015/01/28	2015/01/30
63882	Credit Suisse AG – HSI R Bull CBBC Jan 2015 G	2015/01/28	2015/01/30
63346	Credit Suisse AG – HSI R Bull CBBC Jan 2015 A	2015/01/28	2015/01/30
60160	Credit Suisse AG – HSI R Bear CBBC Apr 2015 F	2015/01/28	2015/01/29
60159	Credit Suisse AG – HSI R Bear CBBC Apr 2015 X	2015/01/28	2015/01/29
60158	Standard Chartered Bank – HSI R Bear CBBC Apr 2015 G	2015/01/28	2015/01/29
60157	BNP Paribas Arbit Issu B.V. – HSI R Bear CBBC Jun 2015 G	2015/01/28	2015/01/29
60156	BNP Paribas Arbit Issu B.V. – HSI R Bear CBBC Jun 2015 F	2015/01/28	2015/01/29
60152	J P Morgan SP BV – HSI R Bear CBBC Apr 2015 Z	2015/01/28	2015/01/29
61344	UBS AG – HSI R Bear CBBC Jan 2015 N	2015/01/28	2015/01/30

List of expired CBBC, 2015 (continued)

Code	CBBC	Last trading date	Delisted date
61309	UBS AG – HSI R Bear CBBC Jan 2015 L	2015/01/28	2015/01/30
67838	Goldman Sachs SP (Asia) – HSI R Bull CBBC Jan 2015 A	2015/01/28	2015/01/30
60135	Goldman Sachs SP (Asia) – HSI R Bull CBBC Jan 2015 G	2015/01/28	2015/01/30
60161	Credit Suisse AG – HSI R Bear CBBC Apr 2015 O	2015/01/28	2015/01/29
63204	J P Morgan SP BV – HSI R Bull CBBC Jan 2015 D	2015/01/28	2015/01/30
63213	BNP Paribas Arbit Issu B.V. – HSI R Bull CBBC Jan 2015 N	2015/01/28	2015/01/30
60162	Credit Suisse AG – HSI R Bear CBBC Apr 2015 P	2015/01/28	2015/01/29
63959	BNP Paribas Arbit Issu B.V. – HSI R Bull CBBC Jan 2015 E	2015/01/28	2015/01/30
60163	UBS AG – HSI R Bear CBBC May 2015 I	2015/01/28	2015/01/29
61345	UBS AG – HSI R Bear CBBC Jan 2015 O	2015/01/28	2015/01/30
63890	J P Morgan SP BV – HSI R Bull CBBC Jan 2015 F	2015/01/28	2015/01/30
64853	Credit Suisse AG – HSI R Bear CBBC Jan 2015 R	2015/01/28	2015/01/30
61474	HK Bank – HSI R Bull CBBC Jan 2015 B	2015/01/28	2015/01/30
63940	BNP Paribas Arbit Issu B.V. – HSI R Bull CBBC Jan 2015 A	2015/01/28	2015/01/30
64290	J P Morgan SP BV – HSI R Bull CBBC Jan 2015 G	2015/01/28	2015/01/30
65979	Macquarie Bank Ltd. – HSI R Bear CBBC Jan 2015 H	2015/01/28	2015/01/30
63505	UBS AG – HSI R Bull CBBC Jan 2015 D	2015/01/28	2015/01/30
60281	Standard Chartered Bank – HSI R Bear CBBC Apr 2015 B	2015/01/28	2015/01/29
60304	SGA Societe Generale Acceptance N.V.-HSI R Bear CBBC May15 X	2015/01/28	2015/01/29
63417	BNP Paribas Arbit Issu B.V. – HSI R Bull CBBC Jan 2015 T	2015/01/28	2015/01/30
60222	HK Bank – HSI R Bull CBBC Jan 2015 A	2015/01/28	2015/01/30
62347	BNP Paribas Arbit Issu B.V. – HSI R Bull CBBC Jan 2015 K	2015/01/28	2015/01/30
63751	BNP Paribas Arbit Issu B.V. – HSI R Bull CBBC Jan 2015 U	2015/01/28	2015/01/30
65910	Standard Chartered Bank – HSI R Bear CBBC Jan 2015 Q	2015/01/28	2015/01/30
61805	Credit Suisse AG – HSI R Bear CBBC Jan 2015 M	2015/01/28	2015/01/30
65908	Macquarie Bank Ltd. – HSI R Bear CBBC Jan 2015 G	2015/01/28	2015/01/30
69518	BNP Paribas Arbit Issu B.V. – HSI R Bear CBBC Jan 2015 X	2015/01/28	2015/01/30
65182	UBS AG – HSCEI R Bull CBBC Jan 2015 A	2015/01/28	2015/01/30
63364	BNP Paribas Arbit Issu B.V. – HSI R Bull CBBC Jan 2015 P	2015/01/28	2015/01/30
60141	Goldman Sachs SP (Asia) – HSI R Bull CBBC Jan 2015 H	2015/01/28	2015/01/30
60175	SGA Societe Generale Acceptance N.V.-HSI R Bear CBBC Jun15 N	2015/01/28	2015/01/29
64855	Credit Suisse AG – HSI R Bear CBBC Jan 2015 T	2015/01/28	2015/01/30
64856	Credit Suisse AG – HSI R Bear CBBC Jan 2015 U	2015/01/28	2015/01/30
60283	UBS AG – HSI R Bear CBBC Apr 2015 Z	2015/01/28	2015/01/29
68582	HK Bank – HSI R Bull CBBC Jan 2015 P	2015/01/28	2015/01/30
61486	Goldman Sachs SP (Asia) – HSI R Bull CBBC Jan 2015 N	2015/01/28	2015/01/30
66541	Citigroup Global Mkt H Inc. – HSI R Bull CBBC Jan 2015 D	2015/01/28	2015/01/30
63365	BNP Paribas Arbit Issu B.V. – HSI R Bull CBBC Jan 2015 Q	2015/01/28	2015/01/30
66257	HK Bank – HSI R Bear CBBC Jan 2015 G	2015/01/28	2015/01/30
60226	BNP Paribas Arbit Issu B.V. – HSI R Bear CBBC Jun 2015 H	2015/01/28	2015/01/29
63369	BNP Paribas Arbit Issu B.V. – HSI R Bull CBBC Jan 2015 R	2015/01/28	2015/01/30
63404	BNP Paribas Arbit Issu B.V. – HSI R Bull CBBC Jan 2015 S	2015/01/28	2015/01/30
65466	HK Bank – CSOP A50 ETF R Bull CBBC Jan 2015 I	2015/01/28	2015/01/30
60477	Standard Chartered Bank – HSI R Bear CBBC Apr 2015 I	2015/01/29	2015/01/30
60465	Standard Chartered Bank – HSI R Bear CBBC Apr 2015 H	2015/01/29	2015/01/30
68731	HK Bank – Lenovo R Bull CBBC Dec 2015 A	2015/01/29	2015/01/30
60574	J P Morgan SP BV – HSCEI R Bull CBBC Jul 2015 C	2015/01/29	2015/01/30
60342	HK Bank – HSCEI R Bull CBBC Oct 2015 C	2015/01/29	2015/01/30
69498	Credit Suisse AG – A50 China R Bull CBBC Jan 2015 B	2015/01/29	2015/02/02
60390	BNP Paribas Arbit Issu B.V. – HSI R Bear CBBC Jul 2015 D	2015/01/29	2015/01/30
60388	BNP Paribas Arbit Issu B.V. – HSI R Bear CBBC Jul 2015 C	2015/01/29	2015/01/30
60377	SGA Societe Generale Acceptance N.V.-HSI R Bear CBBC Jun15 R	2015/01/29	2015/01/30
60362	HK Bank – A50 R Bull CBBC Jan 2016 M	2015/01/29	2015/01/30
64733	Credit Suisse AG – TCH R Bull CBBC Jan 2015 B	2015/01/29	2015/02/02
60357	HK Bank – CSOP A50 ETF R Bull CBBC Jan 2016 M	2015/01/29	2015/01/30
69499	Credit Suisse AG – A50 China R Bull CBBC Jan 2015 C	2015/01/29	2015/02/02
62218	Credit Suisse AG – HKEx R Bull CBBC Jan 2015 A	2015/01/29	2015/02/02
69497	Credit Suisse AG – A50 China R Bull CBBC Jan 2015 A	2015/01/29	2015/02/02
64739	Credit Suisse AG – Galaxy Ent R Bear CBBC Jan 2015 A	2015/01/29	2015/02/02
68134	HK Bank – CNOOC R Bull CBBC Dec 2015 A	2015/01/29	2015/01/30
62268	Credit Suisse AG – HKEx R Bull CBBC Jan 2015 B	2015/01/29	2015/02/02
69340	HK Bank – Ping An R Bull CBBC Nov 2015 K	2015/01/29	2015/01/30
66040	Credit Suisse AG – China Mobile R Bear CBBC Jan 2015 F	2015/01/29	2015/02/02
63138	HK Bank – Kingsoft R Bear CBBC Jan 2015 A	2015/01/29	2015/02/02
63140	HK Bank – Kingsoft R Bear CBBC Jan 2015 B	2015/01/29	2015/02/02
64736	Credit Suisse AG – TCH R Bull CBBC Jan 2015 C	2015/01/29	2015/02/02
60407	Standard Chartered Bank – HSI R Bear CBBC Apr 2015 E	2015/01/29	2015/01/30
68012	HK Bank – COVS R Bull CBBC Dec 2015 A	2015/01/29	2015/01/30
68031	UBS AG – COVS R Bull CBBC Sep 2015 A	2015/01/29	2015/01/30
60433	Credit Suisse AG – HSI R Bear CBBC Apr 2015 Y	2015/01/29	2015/01/30
69117	HK Bank – China Mobile R Bull CBBC Jan 2015 C	2015/01/29	2015/02/02
60430	Credit Suisse AG – HSI R Bear CBBC Apr 2015 V	2015/01/29	2015/01/30
60378	SGA Societe Generale Acceptance N.V.-HSI R Bear CBBC May15 Y	2015/01/29	2015/01/30
60427	Credit Suisse AG – HSI R Bear CBBC Apr 2015 Q	2015/01/29	2015/01/30
63497	Credit Suisse AG – HKEx R Bear CBBC Jan 2015 E	2015/01/29	2015/02/02
63513	Credit Suisse AG – TCH R Bear CBBC Jan 2015 A	2015/01/29	2015/02/02
60406	Standard Chartered Bank – HSI R Bear CBBC Apr 2015 D	2015/01/29	2015/01/30
69511	Credit Suisse AG – China Mobile R Bull CBBC Jan 2015 B	2015/01/29	2015/02/02
60398	UBS AG – HSI R Bear CBBC Apr 2015 G	2015/01/29	2015/01/30
60395	J P Morgan SP BV – HSI R Bear CBBC Apr 2015 G	2015/01/29	2015/01/30
69510	Credit Suisse AG – China Mobile R Bull CBBC Jan 2015 A	2015/01/29	2015/02/02
69512	Credit Suisse AG – China Mobile R Bull CBBC Jan 2015 C	2015/01/29	2015/02/02
60403	UBS AG – HSI R Bear CBBC Apr 2015 F	2015/01/29	2015/01/30
69966	Citigroup Global Mkt H Inc. -CSOP A50 ETF R Bull CBBC Apr15B	2015/01/30	2015/02/02
68405	Citigroup Global Mkt H Inc. – AIA R Bull CBBC Apr 2015 A	2015/01/30	2015/02/02
62886	UBS AG – HSBC R Bear CBBC Feb 2015 A	2015/01/30	2015/02/03
67495	Bank of East Asia – Galaxy Ent R Bear CBBC Feb 2015 A	2015/01/30	2015/02/03

List of expired CBBC, 2015 (continued)

Code	CBBC	Last trading date	Delisted date
62654	Bank of East Asia – China Shenhua R Bear CBBC Feb 2015 A	2015/01/30	2015/02/03
64468	Citigroup Global Mkt H Inc. – TCH R Bull CBBC Mar 2015 H	2015/01/30	2015/02/02
64382	UBS AG – Lenovo R Bull CBBC Feb 2015 A	2015/01/30	2015/02/03
69972	Citigroup Global Mkt H Inc. – A50 China R Bull CBBC Apr 15 D	2015/01/30	2015/02/02
68777	UBS AG – Hutchison R Bear CBBC Feb 2015 A	2015/01/30	2015/02/03
61562	UBS AG – HKEx R Bear CBBC Feb 2015 B	2015/01/30	2015/02/03
64465	Citigroup Global Mkt H Inc. – Galaxy Ent R Bear CBBC Mar15 B	2015/01/30	2015/02/02
64466	Citigroup Global Mkt H Inc. – TCH R Bull CBBC Mar 2015 F	2015/01/30	2015/02/02
63737	UBS AG – China Cinda R Bull CBBC Feb 2015 A	2015/01/30	2015/02/03
60786	SGA Societe Generale Acceptance N.V.-HSI R Bull CBBC Sep15 K	2015/01/30	2015/02/02
60897	Citigroup Global Mkt H Inc. – A50 China R Bull CBBC Apr 15 G	2015/01/30	2015/02/02
60798	J P Morgan SP BV – HSI R Bull CBBC Jul 2015 Q	2015/01/30	2015/02/02
60795	UBS AG – HSI R Bull CBBC Jun 2015 U	2015/01/30	2015/02/02
60590	HK Bank – A50 R Bull CBBC Feb 2016 C	2015/01/30	2015/02/02
60575	HK Bank – HSI R Bull CBBC Oct 2015 L	2015/01/30	2015/02/02
65942	Citigroup Global Mkt H Inc. – Galaxy Ent R Bear CBBC Mar 15E	2015/01/30	2015/02/02
60701	SGA Societe Generale Acceptance N.V.-CSA50 R Bull CBBC Jan16A	2015/01/30	2015/02/02
60783	SGA Societe Generale Acceptance N.V.-HSI R Bull CBBC Oct15 P	2015/01/30	2015/02/02
60629	SGA Societe Generale Acceptance N.V.-HSI R Bear CBBC May15 A	2015/01/30	2015/02/02
60568	J P Morgan SP BV – HSI R Bull CBBC Jul 2015 J	2015/01/30	2015/02/02
60627	SGA Societe Generale Acceptance N.V.-HSI R Bear CBBC May15 Z	2015/01/30	2015/02/02
60785	SGA Societe Generale Acceptance N.V.-HSI R Bull CBBC Nov15 A	2015/01/30	2015/02/02
60771	Credit Suisse AG – HSI R Bull CBBC Aug 2015 B	2015/01/30	2015/02/02
60533	BNP Paribas Arbit Issu B.V. – HSI R Bull CBBC Dec 2015 B	2015/01/30	2015/02/02
60793	UBS AG – HSI R Bull CBBC Jul 2015 R	2015/01/30	2015/02/02
60665	J P Morgan SP BV – HSI R Bear CBBC Apr 2015 O	2015/01/30	2015/02/02
60361	HK Bank – A50 R Bull CBBC Jan 2016 L	2015/01/30	2015/02/02
60675	UBS AG – HSI R Bear CBBC Apr 2015 M	2015/01/30	2015/02/02
60586	HK Bank – CSOP A50 ETF R Bull CBBC Aug 2015 G	2015/01/30	2015/02/02
60669	UBS AG – HSI R Bear CBBC Apr 2015 I	2015/01/30	2015/02/02
60668	UBS AG – HSI R Bear CBBC Apr 2015 E	2015/01/30	2015/02/02
60805	BNP Paribas Arbit Issu B.V. – HSI R Bull CBBC Dec 2015 Z	2015/01/30	2015/02/02
60693	Credit Suisse AG – HSI R Bear CBBC May 2015 U	2015/01/30	2015/02/02
60770	Credit Suisse AG – HSI R Bull CBBC Aug 2015 A	2015/01/30	2015/02/02
64684	Citigroup Global Mkt H Inc. -China Mobile R Bear CBBC Apr15M	2015/01/30	2015/02/02
67992	Citigroup Global Mkt H Inc. – HKEx R Bull CBBC Feb 2015 A	2015/01/30	2015/02/02
60821	UBS AG – HSI R Bull CBBC Aug 2015 X	2015/01/30	2015/02/02
60814	BNP Paribas Arbit Issu B.V. – HSI R Bull CBBC Dec 2015 C	2015/01/30	2015/02/02
60694	Credit Suisse AG – HSI R Bear CBBC Apr 2015 E	2015/01/30	2015/02/02
68390	Citigroup Global Mkt H Inc. – China Life R Bull CBBC Jul15 A	2015/01/30	2015/02/02
60692	Credit Suisse AG – HSI R Bear CBBC May 2015 S	2015/01/30	2015/02/02
60763	Standard Chartered Bank – HSI R Bull CBBC Apr 2015 X	2015/01/30	2015/02/02
60749	J P Morgan SP BV – HSI R Bull CBBC Aug 2015 L	2015/01/30	2015/02/02
67779	Citigroup Global Mkt H Inc. – A50 China R Bull CBBC Feb 15 C	2015/01/30	2015/02/02
60593	HK Bank – A50 R Bull CBBC Jan 2016 N	2015/01/30	2015/02/02
60239	BNP Paribas Arbit Issu B.V. -CSOP A50 ETF R Bull CBBC Dec15C	2015/01/30	2015/02/02
66212	HK Bank – A50 R Bull CBBC Feb 2015 A	2015/01/30	2015/02/03
60508	Credit Suisse AG – HSI R Bull CBBC Jun 2015 H	2015/01/30	2015/02/02
60707	SGA Societe Generale Acceptance N.V.-A50 R Bull CBBC Dec15 B	2015/01/30	2015/02/02
60464	SGA Societe Generale Acceptance N.V.-HSI R Bull CBBC Oct15 M	2015/01/30	2015/02/02
60764	Standard Chartered Bank – HSI R Bull CBBC Apr 2015 A	2015/01/30	2015/02/02
60766	Standard Chartered Bank – HSI R Bull CBBC Apr 2015 S	2015/01/30	2015/02/02
60514	UBS AG – HSI R Bull CBBC Aug 2015 W	2015/01/30	2015/02/02
60769	Credit Suisse AG – HSI R Bull CBBC Aug 2015 Z	2015/01/30	2015/02/02
61732	UBS AG – SHK Ppt R Bear CBBC Feb 2015 B	2015/01/30	2015/02/03
69197	J P Morgan SP BV – HSI R Bull CBBC Jul 2015 Z	2015/02/02	2015/02/03
60748	J P Morgan SP BV – HSI R Bull CBBC Aug 2015 E	2015/02/02	2015/02/03
69261	UBS AG – Ping An R Bull CBBC Nov 2015 A	2015/02/02	2015/02/03
68461	Bank of East Asia – Minsheng Bank R Bull CBBC Oct 2015 A	2015/02/02	2015/02/03
60829	HK Bank – HSI R Bull CBBC Aug 2015 R	2015/02/02	2015/02/03
69311	J P Morgan SP BV – Ping An R Bull CBBC Oct 2015 A	2015/02/02	2015/02/03
69262	UBS AG – CM Bank R Bull CBBC Jan 2016 A	2015/02/02	2015/02/03
69223	SGA Societe Generale Acceptance N.V.-CLife R Bull CBBC Mar16A	2015/02/02	2015/02/03
60140	HK Bank – A50 R Bull CBBC Feb 2016 B	2015/02/02	2015/02/03
60339	HK Bank – HSCEI R Bull CBBC Sep 2015 C	2015/02/02	2015/02/03
60463	SGA Societe Generale Acceptance N.V.-HSI R Bull CBBC Sep15 J	2015/02/02	2015/02/03
69244	Credit Suisse AG – HSI R Bull CBBC Aug 2015 R	2015/02/02	2015/02/03
69242	SGA Societe Generale Acceptance NV-PingAn R Bull CBBC Oct15B	2015/02/02	2015/02/03
60839	HK Bank – HSCEI R Bull CBBC Nov 2015 B	2015/02/02	2015/02/03
60700	SGA Societe Generale Acceptance N.V.-CSA50 R Bull CBBC Feb16A	2015/02/02	2015/02/03
60530	UBS AG – HSCEI R Bull CBBC Jul 2015 B	2015/02/02	2015/02/03
60703	SGA Societe Generale Acceptance N.V.-A50 R Bull CBBC Jan16 A	2015/02/02	2015/02/03
60535	BNP Paribas Arbit Issu B.V. – HSI R Bull CBBC Dec 2015 W	2015/02/02	2015/02/03
60878	UBS AG – HSI R Bull CBBC Jul 2015 V	2015/02/02	2015/02/03
60847	HK Bank – CSOP A50 ETF R Bull CBBC Jan 2016 N	2015/02/02	2015/02/03
60348	HK Bank – CSOP A50 ETF R Bull CBBC Jan 2016 L	2015/02/02	2015/02/03
69160	Credit Suisse AG – HSI R Bull CBBC May 2015 W	2015/02/02	2015/02/03
60767	Credit Suisse AG – HSI R Bull CBBC Aug 2015 Y	2015/02/02	2015/02/03
69191	UBS AG – HSI R Bull CBBC Aug 2015 Q	2015/02/02	2015/02/03
60511	UBS AG – HSI R Bull CBBC Jun 2015 T	2015/02/02	2015/02/03
60491	Credit Suisse AG – HSI R Bull CBBC Jun 2015 G	2015/02/02	2015/02/03
60475	Standard Chartered Bank – HSI R Bull CBBC Apr 2015 V	2015/02/02	2015/02/03
60466	Standard Chartered Bank – HSI R Bull CBBC Apr 2015 U	2015/02/02	2015/02/03
67718	HK Bank – Minsheng Bank R Bull CBBC Dec 2015 A	2015/02/02	2015/02/03
60136	HK Bank – CSOP A50 ETF R Bull CBBC Jan 2016 K	2015/02/02	2015/02/03
69099	J P Morgan SP BV – HSCEI R Bull CBBC Jul 2015 A	2015/02/02	2015/02/03
60898	Standard Chartered Bank – HSI R Bull CBBC May 2015 B	2015/02/02	2015/02/03

List of expired CBBC, 2015 (continued)

Code	CBBC	Last trading date	Delisted date
60614	HK Bank – Ping An R Bull CBBC Jan 2016 A	2015/02/02	2015/02/03
60944	Credit Suisse AG – HSI R Bull CBBC Sep 2015 J	2015/02/02	2015/02/03
60296	J P Morgan SP BV – HSI R Bull CBBC Jul 2015 I	2015/02/02	2015/02/03
60947	Credit Suisse AG – HSI R Bull CBBC Sep 2015 K	2015/02/02	2015/02/03
60997	J P Morgan SP BV – HSI R Bull CBBC Aug 2015 X	2015/02/02	2015/02/03
60990	Credit Suisse AG – HSI R Bull CBBC Sep 2015 M	2015/02/02	2015/02/03
60865	UBS AG – HSI R Bull CBBC Sep 2015 B	2015/02/02	2015/02/03
60948	Credit Suisse AG – HSI R Bull CBBC Sep 2015 L	2015/02/02	2015/02/03
60996	J P Morgan SP BV – HSI R Bull CBBC Aug 2015 P	2015/02/02	2015/02/03
60294	Credit Suisse AG – HSI R Bull CBBC Jul 2015 X	2015/02/02	2015/02/03
60995	SGA Societe Generale Acceptance N.V.-HSI R Bull CBBC Oct15 R	2015/02/02	2015/02/03
60632	SGA Societe Generale Acceptance NV -HSCEI R Bull CBBC Nov15A	2015/02/02	2015/02/03
60179	UBS AG – A50 China R Bull CBBC Feb 2016 A	2015/02/02	2015/02/03
61005	BNP Paribas Arbit Issu B.V. – HSI R Bull CBBC Dec 2015 E	2015/02/02	2015/02/03
60337	UBS AG – HSI R Bull CBBC Jul 2015 T	2015/02/02	2015/02/03
67876	UBS AG – Minsheng Bank R Bull CBBC Oct 2015 A	2015/02/02	2015/02/03
60866	UBS AG – HSI R Bull CBBC Jul 2015 S	2015/02/02	2015/02/03
60248	BNP Paribas Arbit Issu B.V. – HSCEI R Bull CBBC Dec 2015 C	2015/02/02	2015/02/03
60877	UBS AG – HSI R Bull CBBC Aug 2015 Y	2015/02/02	2015/02/03
60919	SGA Societe Generale Acceptance N.V.-HSI R Bull CBBC Oct15 Q	2015/02/02	2015/02/03
61010	J P Morgan SP BV – Tencent R Bull CBBC Jul 2015 D	2015/02/02	2015/02/03
60922	UBS AG – China Life R Bull CBBC Dec 2015 B	2015/02/02	2015/02/03
60993	UBS AG – HSI R Bull CBBC Jul 2015 X	2015/02/02	2015/02/03
67852	SGA Societe Generale Acceptance N.V.-CMBC R Bull CBBC Oct15A	2015/02/02	2015/02/03
60233	BNP Paribas Arbit Issu B.V. – A50 Ch R Bull CBBC Dec 2015 C	2015/02/02	2015/02/03
60894	Standard Chartered Bank – HSI R Bull CBBC May 2015 A	2015/02/02	2015/02/03
60891	BNP Paribas Arbit Issu B.V. – HSI R Bull CBBC Dec 2015 D	2015/02/02	2015/02/03
61191	Standard Chartered Bank – HSI R Bull CBBC May 2015 D	2015/02/03	2015/02/04
61186	Standard Chartered Bank – HSI R Bull CBBC May 2015 C	2015/02/03	2015/02/04
61075	HK Bank – TCH R Bull CBBC Sep 2015 G	2015/02/03	2015/02/04
61220	J P Morgan SP BV – HSI R Bull CBBC Aug 2015 M	2015/02/03	2015/02/04
61169	SGA Societe Generale Acceptance N.V.-HSI R Bull CBBC Sep15 L	2015/02/03	2015/02/04
61153	UBS AG – HSI R Bull CBBC Jul 2015 Y	2015/02/03	2015/02/04
61146	UBS AG – HSI R Bull CBBC Aug 2015 B	2015/02/03	2015/02/04
61142	UBS AG – HSI R Bull CBBC Jun 2015 R	2015/02/03	2015/02/04
61137	UBS AG – HSI R Bull CBBC Aug 2015 Z	2015/02/03	2015/02/04
61134	Credit Suisse AG – HSI R Bull CBBC May 2015 G	2015/02/03	2015/02/04
61122	Credit Suisse AG – HSI R Bull CBBC May 2015 D	2015/02/03	2015/02/04
61117	Credit Suisse AG – HSI R Bull CBBC May 2015 C	2015/02/03	2015/02/04
61115	J P Morgan SP BV – HSI R Bull CBBC Aug 2015 F	2015/02/03	2015/02/04
61076	HK Bank – HSI R Bull CBBC Nov 2015 C	2015/02/03	2015/02/04
61162	Goldman Sachs SP (Asia) – HSI R Bull CBBC May 2015 H	2015/02/03	2015/02/04
61184	Standard Chartered Bank – HSI R Bear CBBC May 2015 E	2015/02/04	2015/02/05
61163	J P Morgan SP BV – HSI R Bear CBBC Jun 2015 B	2015/02/04	2015/02/05
61283	Credit Suisse AG – CSOP A50 ETF R Bull CBBC Jul 2015 F	2015/02/04	2015/02/05
60666	J P Morgan SP BV – HSI R Bear CBBC Apr 2015 U	2015/02/04	2015/02/05
61418	UBS AG – HSI R Bear CBBC Jun 2015 B	2015/02/04	2015/02/05
61417	UBS AG – HSCEI R Bull CBBC Aug 2015 E	2015/02/04	2015/02/05
61416	UBS AG – HSI R Bull CBBC Jul 2015 A	2015/02/04	2015/02/05
68692	HK Bank – China Mobile R Bear CBBC Nov 2015 B	2015/02/04	2015/02/05
60648	BNP Paribas Arbit Issu B.V. – HSI R Bear CBBC Jul 2015 E	2015/02/04	2015/02/05
61354	J P Morgan SP BV – HSI R Bull CBBC Jun 2015 F	2015/02/04	2015/02/05
61198	UBS AG – HSI R Bear CBBC May 2015 Q	2015/02/04	2015/02/05
61313	Credit Suisse AG – HSI R Bull CBBC Aug 2015 C	2015/02/04	2015/02/05
69880	HK Bank – China Mobile R Bear CBBC Jul 2015 D	2015/02/04	2015/02/05
60949	Credit Suisse AG – HSI R Bear CBBC May 2015 W	2015/02/04	2015/02/05
61195	Credit Suisse AG – HSI R Bear CBBC Jun 2015 Z	2015/02/04	2015/02/05
61196	Credit Suisse AG – HSI R Bear CBBC Jun 2015 C	2015/02/04	2015/02/05
60552	J P Morgan SP BV – HSI R Bear CBBC Apr 2015 M	2015/02/04	2015/02/05
61199	UBS AG – HSI R Bear CBBC May 2015 R	2015/02/04	2015/02/05
61280	Credit Suisse AG – HSI R Bear CBBC May 2015 L	2015/02/04	2015/02/05
60967	UBS AG – HSI R Bear CBBC Jun 2015 Z	2015/02/04	2015/02/05
61324	Credit Suisse AG – HSI R Bull CBBC Aug 2015 D	2015/02/04	2015/02/05
67569	SGA Societe Generale Acceptance N.V.-HSI R Bear CBBC Feb15 L	2015/02/05	2015/02/06
60674	UBS AG – HSI R Bear CBBC Apr 2015 K	2015/02/05	2015/02/06
64539	Standard Chartered Bank – China Mobile R Bear CBBC Mar 2015D	2015/02/05	2015/02/06
60696	Credit Suisse AG – HSI R Bear CBBC May 2015 V	2015/02/05	2015/02/06
64859	Credit Suisse AG – China Mobile R Bear CBBC Feb 2015 C	2015/02/05	2015/02/06
60630	SGA Societe Generale Acceptance N.V.-HSI R Bear CBBC May15 B	2015/02/05	2015/02/06
60255	SGA Societe Generale Acceptance N.V.-CMob R Bear CBBC Jun15A	2015/02/05	2015/02/06
60661	Standard Chartered Bank – HSI R Bear CBBC Apr 2015 J	2015/02/05	2015/02/06
61251	HK Bank – Galaxy Ent R Bull CBBC Nov 2015 B	2015/02/05	2015/02/06
61580	J P Morgan SP BV – HSCEI R Bear CBBC May 2015 A	2015/02/05	2015/02/06
61447	J P Morgan SP BV – HSI R Bull CBBC Jul 2015 F	2015/02/05	2015/02/06
61384	J P Morgan SP BV – HSI R Bear CBBC May 2015 U	2015/02/05	2015/02/06
60893	BNP Paribas Arbit Issu B.V. – HSI R Bear CBBC Jul 2015 I	2015/02/05	2015/02/06
60903	Standard Chartered Bank – HSI R Bear CBBC May 2015 A	2015/02/05	2015/02/06
60921	SGA Societe Generale Acceptance N.V.-HSI R Bear CBBC May15 C	2015/02/05	2015/02/06
61278	Credit Suisse AG – HSI R Bear CBBC May 2015 K	2015/02/05	2015/02/06
60941	SGA Societe Generale Acceptance N.V.-HSI R Bear CBBC May15 D	2015/02/05	2015/02/06
61450	Credit Suisse AG – HSI R Bull CBBC May 2015 H	2015/02/05	2015/02/06
61269	HK Bank – HSI R Bear CBBC Oct 2015 F	2015/02/05	2015/02/06
61452	SGA Societe Generale Acceptance N.V.-HSI R Bear CBBC Jun15 U	2015/02/05	2015/02/06
60960	Credit Suisse AG – HSI R Bear CBBC May 2015 C	2015/02/05	2015/02/06
61197	UBS AG – HSI R Bear CBBC May 2015 J	2015/02/05	2015/02/06
65087	J P Morgan SP BV – HSI R Bear CBBC Apr 2015 I	2015/02/05	2015/02/06
61192	Credit Suisse AG – HSI R Bear CBBC Jun 2015 Y	2015/02/05	2015/02/06

List of expired CBBC, 2015 (continued)

Code	CBBC	Last trading date	Delisted date
64972	HK Bank – Lenovo R Bear CBBC Aug 2015 A	2015/02/05	2015/02/06
61166	SGA Societe Generale Acceptance NV-Galaxy R Bull CBBC Nov15A	2015/02/05	2015/02/06
61108	Standard Chartered Bank – HSI R Bear CBBC May 2015 B	2015/02/05	2015/02/06
63547	Credit Suisse AG – HSI R Bear CBBC Apr 2015 U	2015/02/05	2015/02/06
61271	Standard Chartered Bank – HSI R Bear CBBC May 2015 F	2015/02/05	2015/02/06
61273	Standard Chartered Bank – HSI R Bear CBBC May 2015 G	2015/02/05	2015/02/06
65451	BNP Paribas Arbit Issu B.V. – HSI R Bear CBBC Feb 2015 R	2015/02/05	2015/02/06
60761	J P Morgan SP BV – HSI R Bear CBBC Apr 2015 J	2015/02/05	2015/02/06
67593	SGA Societe Generale Acceptance N.V.-HSI R Bear CBBC May 15H	2015/02/05	2015/02/06
60528	UBS AG – HSI R Bear CBBC Apr 2015 H	2015/02/05	2015/02/06
68998	BNP Paribas Arbit Issu B.V. – HSI R Bear CBBC Jun 2015 W	2015/02/05	2015/02/06
62299	SGA Societe Generale Acceptance N.V.-HSI R Bear CBBC Feb15 U	2015/02/05	2015/02/06
60790	SGA Societe Generale Acceptance N.V.-HSI R Bear CBBC Jun15 S	2015/02/05	2015/02/06
61579	BNP Paribas Arbit Issu B.V. – HSI R Bear CBBC Jun 2015 J	2015/02/05	2015/02/06
61574	BNP Paribas Arbit Issu B.V. – HSI R Bear CBBC Jun 2015 I	2015/02/05	2015/02/06
61449	UBS AG – HSI R Bull CBBC Jun 2015 D	2015/02/05	2015/02/06
61546	UBS AG – HSI R Bear CBBC May 2015 T	2015/02/05	2015/02/06
60442	Macquarie Bank Ltd. – HSI R Bear CBBC May 2015 G	2015/02/05	2015/02/06
61543	UBS AG – HSI R Bear CBBC May 2015 S	2015/02/05	2015/02/06
61542	Credit Suisse AG – HSI R Bear CBBC May 2015 X	2015/02/05	2015/02/06
61538	Credit Suisse AG – HSI R Bear CBBC May 2015 M	2015/02/05	2015/02/06
61534	Standard Chartered Bank – HSI R Bear CBBC May 2015 J	2015/02/05	2015/02/06
61516	Standard Chartered Bank – HSI R Bear CBBC May 2015 I	2015/02/05	2015/02/06
60855	J P Morgan SP BV – HSI R Bear CBBC May 2015 R	2015/02/05	2015/02/06
62829	UBS AG – HSI R Bear CBBC Feb 2015 X	2015/02/05	2015/02/06
61453	J P Morgan SP BV – HSI R Bear CBBC Jun 2015 D	2015/02/05	2015/02/06
61554	UBS AG – HSI R Bear CBBC May 2015 Y	2015/02/05	2015/02/06
64766	HK Bank – China Life R Bull CBBC Feb 2015 B	2015/02/06	2015/02/10
67787	Citigroup Global Mkt H Inc. – Galaxy Ent R Bear CBBC Feb15 A	2015/02/06	2015/02/10
61214	J P Morgan SP BV – A50 China R Bull CBBC Jun 2015 A	2015/02/06	2015/02/09
61282	Credit Suisse AG – CSOP A50 ETF R Bull CBBC Jul 2015 E	2015/02/06	2015/02/09
61588	SGA Societe Generale Acceptance N.V.-HSI R Bear CBBC May15 E	2015/02/06	2015/02/09
61595	Standard Chartered Bank – HSI R Bear CBBC May 2015 K	2015/02/06	2015/02/09
61606	HK Bank – Lenovo R Bear CBBC Feb 2016 A	2015/02/06	2015/02/09
61644	HK Bank – HSI R Bear CBBC Sep 2015 G	2015/02/06	2015/02/09
69558	HK Bank – China Mobile R Bull CBBC Feb 2015 D	2015/02/06	2015/02/10
61710	Credit Suisse AG – HSI R Bear CBBC Jun 2015 B	2015/02/06	2015/02/09
61711	Credit Suisse AG – HSI R Bear CBBC Jun 2015 A	2015/02/06	2015/02/09
61713	Credit Suisse AG – HSI R Bear CBBC Jun 2015 D	2015/02/06	2015/02/09
67795	Citigroup Global Mkt H Inc. – Hutchison R Bear CBBC Feb 15 A	2015/02/06	2015/02/10
61654	SGA Societe Generale Acceptance N.V.-HSI R Bear CBBC May15 F	2015/02/06	2015/02/09
61760	J P Morgan SP BV – HSI R Bear CBBC Jun 2015 F	2015/02/06	2015/02/09
63691	HK Bank – China Cinda R Bull CBBC Feb 2015 B	2015/02/06	2015/02/10
61810	UBS AG – HSI R Bear CBBC Jun 2015 J	2015/02/06	2015/02/09
61823	UBS AG – HSI R Bear CBBC May 2015 G	2015/02/06	2015/02/09
69575	UBS AG – A50 China R Bull CBBC Feb 2015 E	2015/02/06	2015/02/10
61824	UBS AG – HSI R Bear CBBC Jun 2015 H	2015/02/06	2015/02/09
67778	Citigroup Global Mkt H Inc. – A50 China R Bull CBBC Feb 15 B	2015/02/06	2015/02/10
67748	Citigroup Global Mkt H Inc. -CSOP A50 ETF R Bull CBBC Feb15B	2015/02/06	2015/02/10
61911	UBS AG – HKEx R Bear CBBC Feb 2015 E	2015/02/06	2015/02/10
61922	UBS AG – HKEx R Bear CBBC Feb 2015 F	2015/02/06	2015/02/10
60702	SGA Societe Generale Acceptance N.V.-A50 R Bull CBBC Feb16 A	2015/02/06	2015/02/09
60139	HK Bank – A50 R Bull CBBC Jan 2016 K	2015/02/06	2015/02/09
64840	UBS AG – A50 China R Bull CBBC Feb 2015 A	2015/02/06	2015/02/10
61728	J P Morgan SP BV – HSI R Bear CBBC May 2015 X	2015/02/06	2015/02/09
61883	Standard Chartered Bank – CNOOC R Bear CBBC Sep 2015 A	2015/02/09	2015/02/10
61987	J P Morgan SP BV – HSI R Bear CBBC May 2015 Y	2015/02/09	2015/02/10
61986	J P Morgan SP BV – HSI R Bear CBBC Jun 2015 G	2015/02/09	2015/02/10
61975	Standard Chartered Bank – HSI R Bear CBBC May 2015 M	2015/02/09	2015/02/10
61957	UBS AG – HSI R Bear CBBC Jun 2015 L	2015/02/09	2015/02/10
61956	UBS AG – HSI R Bear CBBC May 2015 A	2015/02/09	2015/02/10
61955	UBS AG – HSI R Bear CBBC Jun 2015 K	2015/02/09	2015/02/10
61951	Credit Suisse AG – HSI R Bear CBBC May 2015 Z	2015/02/09	2015/02/10
61950	Credit Suisse AG – HSI R Bear CBBC May 2015 Y	2015/02/09	2015/02/10
61949	Credit Suisse AG – HSI R Bear CBBC May 2015 E	2015/02/09	2015/02/10
61891	SGA Societe Generale Acceptance N.V.-HSI R Bear CBBC Jun15 V	2015/02/09	2015/02/10
62900	Standard Chartered Bank – Lenovo R Bear CBBC Sep 2015 A	2015/02/09	2015/02/10
60016	HK Bank – CSOP A50 ETF R Bull CBBC Jan 2016 J	2015/02/09	2015/02/10
61276	Standard Chartered Bank – HSI R Bull CBBC May 2015 E	2015/02/09	2015/02/10
61952	BNP Paribas Arbit Issu B.V. – HSI R Bear CBBC Jun 2015 O	2015/02/09	2015/02/10
61451	Credit Suisse AG – HSI R Bull CBBC May 2015 I	2015/02/09	2015/02/10
61874	Credit Suisse AG – HSI R Bull CBBC Jul 2015 Y	2015/02/09	2015/02/10
61873	UBS AG – HSI R Bull CBBC Jul 2015 R	2015/02/09	2015/02/10
61510	Standard Chartered Bank – HSI R Bull CBBC May 2015 G	2015/02/09	2015/02/10
61570	J P Morgan SP BV – HSI R Bull CBBC Sep 2015 G	2015/02/09	2015/02/10
61601	Credit Suisse AG – HSI R Bull CBBC Oct 2015 B	2015/02/09	2015/02/10
61715	SGA Societe Generale Acceptance N.V.-HSI R Bull CBBC Oct15 S	2015/02/09	2015/02/10
61602	UBS AG – HSI R Bull CBBC Jul 2015 Z	2015/02/09	2015/02/10
61714	UBS AG – HSI R Bull CBBC Jun 2015 A	2015/02/09	2015/02/10
61709	Credit Suisse AG – HSI R Bull CBBC Oct 2015 C	2015/02/09	2015/02/10
61660	BNP Paribas Arbit Issu B.V. – HSI R Bull CBBC Dec 2015 F	2015/02/09	2015/02/10
61659	J P Morgan SP BV – HSI R Bull CBBC Jun 2015 W	2015/02/09	2015/02/10
61027	HK Bank – TCH R Bull CBBC Jan 2016 A	2015/02/09	2015/02/10
62150	UBS AG – HSI R Bear CBBC May 2015 K	2015/02/10	2015/02/11
62205	UBS AG – HSI R Bull CBBC Jun 2015 F	2015/02/10	2015/02/11
62079	Credit Suisse AG – HSI R Bull CBBC Sep 2015 P	2015/02/10	2015/02/11
62082	Credit Suisse AG – HSI R Bull CBBC Sep 2015 Q	2015/02/10	2015/02/11

List of expired CBBC, 2015 (continued)

Code	CBBC	Last trading date	Delisted date
65780	Standard Chartered Bank – HSBC R Bear CBBC Feb 2015 A	2015/02/10	2015/02/12
61959	Standard Chartered Bank – HSI R Bull CBBC May 2015 K	2015/02/10	2015/02/11
69383	HK Bank – CITIC R Bull CBBC Nov 2015 A	2015/02/10	2015/02/11
62058	Credit Suisse AG – HSI R Bear CBBC May 2015 N	2015/02/10	2015/02/11
62209	J P Morgan SP BV – HSI R Bull CBBC Sep 2015 I	2015/02/10	2015/02/11
62202	UBS AG – HSI R Bull CBBC Aug 2015 H	2015/02/10	2015/02/11
62040	Standard Chartered Bank – HSI R Bear CBBC May 2015 N	2015/02/10	2015/02/11
62045	J P Morgan SP BV – HSI R Bear CBBC Jun 2015 H	2015/02/10	2015/02/11
62053	Credit Suisse AG – HSI R Bear CBBC May 2015 F	2015/02/10	2015/02/11
61907	J P Morgan SP BV – HSI R Bull CBBC Aug 2015 L	2015/02/11	2015/02/12
61889	SGA Societe Generale Acceptance N.V.-HSI R Bull CBBC Nov15 C	2015/02/11	2015/02/12
61931	Credit Suisse AG – HSI R Bull CBBC Jun 2015 H	2015/02/11	2015/02/12
62310	Credit Suisse AG – HSI R Bull CBBC Aug 2015 F	2015/02/11	2015/02/12
61877	BNP Paribas Arbit Issu B.V. – HSI R Bull CBBC Dec 2015 G	2015/02/11	2015/02/12
62330	Standard Chartered Bank – HSI R Bull CBBC May 2015 N	2015/02/11	2015/02/12
61875	Credit Suisse AG – HSI R Bull CBBC Jul 2015 X	2015/02/11	2015/02/12
60306	Standard Chartered Bank – HSI R Bull CBBC Apr 2015 H	2015/02/11	2015/02/12
62314	Credit Suisse AG – HSI R Bull CBBC Aug 2015 A	2015/02/11	2015/02/12
61872	UBS AG – HSI R Bull CBBC Aug 2015 C	2015/02/11	2015/02/12
60338	HK Bank – HSI R Bull CBBC Jul 2015 V	2015/02/11	2015/02/12
61766	J P Morgan SP BV – HSI R Bull CBBC Sep 2015 H	2015/02/11	2015/02/12
62256	SGA Societe Generale Acceptance N.V.-HSI R Bull CBBC Nov15 D	2015/02/11	2015/02/12
62287	SGA Societe Generale Acceptance N.V.-HSI R Bull CBBC Nov15 E	2015/02/11	2015/02/12
62289	J P Morgan SP BV – HSI R Bull CBBC Jun 2015 Z	2015/02/11	2015/02/12
62291	BNP Paribas Arbit Issu B.V. – HSI R Bull CBBC Dec 2015 J	2015/02/11	2015/02/12
60490	Credit Suisse AG – HSI R Bull CBBC Jun 2015 E	2015/02/11	2015/02/12
62292	BNP Paribas Arbit Issu B.V. – HSI R Bull CBBC Dec 2015 B	2015/02/11	2015/02/12
62308	Credit Suisse AG – HSI R Bull CBBC Aug 2015 E	2015/02/11	2015/02/12
65365	Standard Chartered Bank – A50 China R Bull CBBC Feb 2015 A	2015/02/11	2015/02/13
62020	Credit Suisse AG – HSI R Bull CBBC Sep 2015 O	2015/02/11	2015/02/12
62024	Standard Chartered Bank – HSI R Bull CBBC May 2015 L	2015/02/11	2015/02/12
60652	Standard Chartered Bank – HSBC R Bull CBBC Nov 2015 A	2015/02/11	2015/02/12
62025	Standard Chartered Bank – HSI R Bull CBBC May 2015 M	2015/02/11	2015/02/12
69253	J P Morgan SP BV – HSI R Bull CBBC Aug 2015 Q	2015/02/11	2015/02/12
69198	BNP Paribas Arbit Issu B.V. – HSI R Bull CBBC Nov 2015 C	2015/02/11	2015/02/12
62329	UBS AG – HSI R Bull CBBC Jul 2015 T	2015/02/11	2015/02/12
62331	Standard Chartered Bank – HSI R Bull CBBC May 2015 O	2015/02/11	2015/02/12
62321	UBS AG – HSI R Bull CBBC Jul 2015 S	2015/02/11	2015/02/12
69175	SGA Societe Generale Acceptance N.V.-HSI R Bull CBBC Oct15 E	2015/02/11	2015/02/12
62315	UBS AG – HSI R Bull CBBC Jun 2015 H	2015/02/11	2015/02/12
62342	Goldman Sachs SP (Asia) – HSI R Bull CBBC Jun 2015 A	2015/02/11	2015/02/12
62344	J P Morgan SP BV – HSI R Bull CBBC Sep 2015 J	2015/02/11	2015/02/12
69252	UBS AG – HSI R Bull CBBC Jun 2015 O	2015/02/11	2015/02/12
62503	J P Morgan SP BV – HSI R Bull CBBC Aug 2015 E	2015/02/12	2015/02/13
62649	Standard Chartered Bank – HSI R Bull CBBC May 2015 Q	2015/02/12	2015/02/13
62641	Standard Chartered Bank – HSI R Bull CBBC May 2015 P	2015/02/12	2015/02/13
62639	BNP Paribas Arbit Issu B.V. – HSI R Bull CBBC Dec 2015 C	2015/02/12	2015/02/13
61277	Standard Chartered Bank – HSI R Bull CBBC May 2015 F	2015/02/12	2015/02/13
62651	UBS AG – HSI R Bull CBBC Aug 2015 K	2015/02/12	2015/02/13
62634	J P Morgan SP BV – HSI R Bull CBBC Jun 2015 A	2015/02/12	2015/02/13
62353	HK Bank – CSOP A50 ETF R Bull CBBC Jan 2016 P	2015/02/12	2015/02/13
62016	HK Bank – HSCEI R Bear CBBC Nov 2015 D	2015/02/12	2015/02/13
62683	Credit Suisse AG – HSI R Bull CBBC Aug 2015 B	2015/02/12	2015/02/13
62364	HK Bank – A50 R Bull CBBC Jan 2016 O	2015/02/12	2015/02/13
62577	SGA Societe Generale Acceptance N.V.-HSI R Bull CBBC Oct15 T	2015/02/12	2015/02/13
60293	Credit Suisse AG – HSI R Bull CBBC Jul 2015 W	2015/02/12	2015/02/13
62685	Credit Suisse AG – HSI R Bull CBBC Aug 2015 Z	2015/02/12	2015/02/13
62387	HK Bank – HSI R Bull CBBC Nov 2015 E	2015/02/12	2015/02/13
62650	UBS AG – HSI R Bull CBBC Aug 2015 J	2015/02/12	2015/02/13
62690	Credit Suisse AG – HSI R Bull CBBC Aug 2015 R	2015/02/12	2015/02/13
60328	UBS AG – HSI R Bull CBBC Jul 2015 N	2015/02/12	2015/02/13
60843	HK Bank – TCH R Bull CBBC Sep 2015 F	2015/02/12	2015/02/13
61291	Credit Suisse AG – TCH R Bull CBBC Sep 2015 B	2015/02/12	2015/02/13
60172	SGA Societe Generale Acceptance N.V.-HSI R Bull CBBC Sep15 I	2015/02/12	2015/02/13
69153	Credit Suisse AG – HSI R Bull CBBC May 2015 M	2015/02/12	2015/02/13
62578	SGA Societe Generale Acceptance N.V.-HSI R Bull CBBC Oct15 U	2015/02/12	2015/02/13
62743	UBS AG – HSI R Bull CBBC May 2015 K	2015/02/13	2015/02/16
66216	HK Bank – A50 R Bull CBBC Feb 2015 B	2015/02/13	2015/02/17
62744	J P Morgan SP BV – HSI R Bear CBBC May 2015 G	2015/02/13	2015/02/16
62775	UBS AG – HSI R Bear CBBC May 2015 P	2015/02/13	2015/02/16
62784	Standard Chartered Bank – HSI R Bull CBBC May 2015 R	2015/02/13	2015/02/16
62800	Credit Suisse AG – HSI R Bear CBBC May 2015 J	2015/02/13	2015/02/16
66645	HK Bank – China Mobile R Bull CBBC Feb 2015 B	2015/02/13	2015/02/17
67996	Citigroup Global Mkt H Inc. – Sands China R Bear CBBC Feb15A	2015/02/13	2015/02/17
62735	UBS AG – HSI R Bull CBBC Jun 2015 L	2015/02/13	2015/02/16
67999	Citigroup Global Mkt H Inc. – HSBC R Bull CBBC Feb 2015 A	2015/02/13	2015/02/17
68735	UBS AG – A50 China R Bull CBBC Feb 2015 B	2015/02/13	2015/02/17
62732	J P Morgan SP BV – HSI R Bull CBBC Aug 2015 P	2015/02/13	2015/02/16
62216	J P Morgan SP BV – HSI R Bear CBBC May 2015 A	2015/02/13	2015/02/16
62230	Credit Suisse AG – HSI R Bear CBBC Jun 2015 G	2015/02/13	2015/02/16
62572	UBS AG – HSI R Bear CBBC Jul 2015 E	2015/02/13	2015/02/16
62229	Credit Suisse AG – HSI R Bear CBBC Jun 2015 F	2015/02/13	2015/02/16
62544	BNP Paribas Arbit Issu B.V. – HSI R Bear CBBC Jul 2015 L	2015/02/13	2015/02/16
63026	HK Bank – China Cinda R Bull CBBC Feb 2015 A	2015/02/13	2015/02/17
63319	HK Bank – Sinopec Corp R Bull CBBC Feb 2015 A	2015/02/13	2015/02/17
60716	HK Bank – SHK Ppt R Bull CBBC Feb 2015 A	2015/02/13	2015/02/17
62734	Credit Suisse AG – HSI R Bull CBBC Aug 2015 Y	2015/02/13	2015/02/16

List of expired CBBC, 2015 (continued)

Code	CBBC	Last trading date	Delisted date
61973	Standard Chartered Bank – HSI R Bear CBBC May 2015 L	2015/02/13	2015/02/16
63325	HK Bank – China Life R Bull CBBC Feb 2015 A	2015/02/13	2015/02/17
62226	J P Morgan SP BV – HSI R Bear CBBC May 2015 B	2015/02/13	2015/02/16
62533	Credit Suisse AG – HSI R Bear CBBC Jun 2015 I	2015/02/13	2015/02/16
69734	UBS AG – CSOP A50 ETF R Bull CBBC Feb 2015 D	2015/02/13	2015/02/17
62300	UBS AG – HSI R Bear CBBC May 2015 N	2015/02/13	2015/02/16
62557	UBS AG – HKEx R Bear CBBC Feb 2015 I	2015/02/13	2015/02/17
69293	UBS AG – CSOP A50 ETF R Bull CBBC Feb 2015 C	2015/02/13	2015/02/17
62707	HK Bank – HSI R Bull CBBC Nov 2015 G	2015/02/13	2015/02/16
62008	HK Bank – CSOP A50 ETF R Bear CBBC Aug 2015 D	2015/02/13	2015/02/16
62014	HK Bank – Ping An R Bear CBBC Dec 2015 B	2015/02/16	2015/02/17
62898	UBS AG – HSI R Bear CBBC Jul 2015 G	2015/02/16	2015/02/17
62894	UBS AG – HSI R Bear CBBC Jun 2015 R	2015/02/16	2015/02/17
62885	UBS AG – HSI R Bear CBBC Jun 2015 V	2015/02/16	2015/02/17
62881	Credit Suisse AG – HSI R Bear CBBC May 2015 G	2015/02/16	2015/02/17
62906	BNP Paribas Arbit Issu B.V. – HSI R Bear CBBC Jul 2015 M	2015/02/16	2015/02/17
62875	Standard Chartered Bank – HSI R Bear CBBC May 2015 X	2015/02/16	2015/02/17
62870	J P Morgan SP BV – HSI R Bear CBBC May 2015 I	2015/02/16	2015/02/17
62839	SGA Societe Generale Acceptance N.V.-HSI R Bear CBBC Jun15 X	2015/02/16	2015/02/17
62838	SGA Societe Generale Acceptance N.V.-HSI R Bear CBBC Jul15 B	2015/02/16	2015/02/17
62240	Standard Chartered Bank – HSI R Bear CBBC May 2015 O	2015/02/16	2015/02/17
62799	Credit Suisse AG – HSI R Bear CBBC May 2015 B	2015/02/16	2015/02/17
62882	Credit Suisse AG – HSI R Bear CBBC May 2015 P	2015/02/16	2015/02/17
62534	Credit Suisse AG – HSI R Bear CBBC Jun 2015 J	2015/02/17	2015/02/18
62015	HK Bank – HSI R Bear CBBC Nov 2015 E	2015/02/17	2015/02/18
62547	Standard Chartered Bank – HSI R Bear CBBC May 2015 R	2015/02/17	2015/02/18
62502	J P Morgan SP BV – HSI R Bear CBBC May 2015 D	2015/02/17	2015/02/18
62830	Credit Suisse AG – HSI R Bull CBBC Sep 2015 R	2015/02/17	2015/02/18
62845	UBS AG – HSI R Bull CBBC Jun 2015 U	2015/02/17	2015/02/18
62789	Standard Chartered Bank – HSI R Bear CBBC May 2015 T	2015/02/17	2015/02/18
62910	Credit Suisse AG – HSI R Bear CBBC Jun 2015 L	2015/02/17	2015/02/18
61621	HK Bank – HSCEI R Bear CBBC Nov 2015 C	2015/02/17	2015/02/18
62232	BNP Paribas Arbit Issu B.V. – HSI R Bear CBBC Jun 2015 P	2015/02/17	2015/02/18
62908	Credit Suisse AG – HSI R Bear CBBC Jun 2015 U	2015/02/17	2015/02/18
62231	Credit Suisse AG – HSI R Bear CBBC Jun 2015 H	2015/02/17	2015/02/18
62567	UBS AG – HSI R Bear CBBC Jun 2015 M	2015/02/17	2015/02/18
62915	SGA Societe Generale Acceptance N.V.-HSI R Bear CBBC Jun15 Y	2015/02/17	2015/02/18
62916	SGA Societe Generale Acceptance N.V.-HSI R Bear CBBC Jun15 Z	2015/02/17	2015/02/18
62920	Standard Chartered Bank – HSI R Bear CBBC May 2015 Y	2015/02/17	2015/02/18
62294	UBS AG – HSI R Bear CBBC May 2015 M	2015/02/17	2015/02/18
62926	J P Morgan SP BV – HSI R Bear CBBC May 2015 E	2015/02/17	2015/02/18
62927	UBS AG – HSI R Bear CBBC May 2015 W	2015/02/17	2015/02/18
68596	HK Bank – Minsheng Bank R Bull CBBC Feb 2015 A	2015/02/18	2015/02/24
63463	HK Bank – Cheung Kong R Bear CBBC Jun 2015 A	2015/02/18	2015/02/23
63005	UBS AG – HSI R Bear CBBC May 2015 E	2015/02/18	2015/02/23
67211	Standard Chartered Bank – Minsheng Bank R Bull CBBC Feb 15 A	2015/02/18	2015/02/24
68320	HK Bank – A50 R Bull CBBC Feb 2015 E	2015/02/18	2015/02/24
63002	J P Morgan SP BV – HSI R Bear CBBC Jun 2015 J	2015/02/18	2015/02/23
62989	Credit Suisse AG – HSI R Bear CBBC May 2015 Q	2015/02/18	2015/02/23
62992	BNP Paribas Arbit Issu B.V. – HSI R Bear CBBC Jul 2015 N	2015/02/18	2015/02/23
62995	BNP Paribas Arbit Issu B.V. – HSI R Bear CBBC Jul 2015 O	2015/02/18	2015/02/23
66439	HK Bank – PetCh R Bear CBBC Aug 2015 B	2015/02/18	2015/02/23
62996	SGA Societe Generale Acceptance N.V.-HSI R Bear CBBC Jul15 E	2015/02/18	2015/02/23
62990	Credit Suisse AG – HSI R Bear CBBC May 2015 R	2015/02/18	2015/02/23
68736	UBS AG – CSOP A50 ETF R Bull CBBC Feb 2015 A	2015/02/18	2015/02/24
63006	UBS AG – HSI R Bear CBBC Jun 2015 S	2015/02/18	2015/02/23
62986	J P Morgan SP BV – HSI R Bear CBBC May 2015 J	2015/02/18	2015/02/23
62955	SGA Societe Generale Acceptance N.V.-HSI R Bear CBBC Jul15 D	2015/02/18	2015/02/23
62984	Goldman Sachs SP (Asia) – HSI R Bear CBBC Jun 2015 C	2015/02/23	2015/02/24
62902	J P Morgan SP BV – HSI R Bear CBBC May 2015 N	2015/02/23	2015/02/24
62880	Credit Suisse AG – HSI R Bear CBBC May 2015 O	2015/02/23	2015/02/24
63034	SGA Societe Generale Acceptance N.V.-HSI R Bear CBBC Jun15 G	2015/02/23	2015/02/24
62821	Standard Chartered Bank – HSI R Bear CBBC May 2015 W	2015/02/23	2015/02/24
61834	HK Bank – TCH R Bear CBBC Oct 2015 G	2015/02/23	2015/02/24
62605	SGA Societe Generale Acceptance N.V.-HSI R Bear CBBC Jun15 W	2015/02/23	2015/02/24
63011	HK Bank – HSI R Bear CBBC Nov 2015 F	2015/02/23	2015/02/24
63092	J P Morgan SP BV – HSI R Bear CBBC Jun 2015 K	2015/02/23	2015/02/24
63045	UBS AG – HSI R Bear CBBC May 2015 I	2015/02/23	2015/02/24
63044	UBS AG – HSI R Bear CBBC May 2015 H	2015/02/23	2015/02/24
63043	Standard Chartered Bank – HSI R Bear CBBC May 2015 E	2015/02/23	2015/02/24
62543	BNP Paribas Arbit Issu B.V. – HSI R Bear CBBC Jul 2015 K	2015/02/23	2015/02/24
63003	J P Morgan SP BV – HSI R Bear CBBC May 2015 K	2015/02/23	2015/02/24
63016	HK Bank – HSI R Bear CBBC Oct 2015 I	2015/02/23	2015/02/24
63041	Standard Chartered Bank – HSI R Bear CBBC May 2015 Z	2015/02/23	2015/02/24
63039	Credit Suisse AG – HSI R Bear CBBC Jun 2015 M	2015/02/23	2015/02/24
63023	J P Morgan SP BV – HSI R Bear CBBC May 2015 L	2015/02/23	2015/02/24
63037	Credit Suisse AG – HSI R Bear CBBC Jun 2015 V	2015/02/23	2015/02/24
62750	UBS AG – HSI R Bear CBBC May 2015 O	2015/02/23	2015/02/24
63159	UBS AG – HSCEI R Bear CBBC Jun 2015 C	2015/02/24	2015/02/25
63167	J P Morgan SP BV – HSI R Bull CBBC Oct 2015 A	2015/02/24	2015/02/25
63165	J P Morgan SP BV – HSI R Bear CBBC May 2015 M	2015/02/24	2015/02/25
63157	Credit Suisse AG – HSI R Bull CBBC Aug 2015 E	2015/02/24	2015/02/25
63149	BNP Paribas Arbit Issu B.V. – HSI R Bear CBBC Jun 2015 U	2015/02/24	2015/02/25
63127	Credit Suisse AG – HSI R Bear CBBC May 2015 U	2015/02/24	2015/02/25
63122	UBS AG – HSI R Bear CBBC May 2015 S	2015/02/24	2015/02/25
63154	Standard Chartered Bank – HSI R Bear CBBC May 2015 F	2015/02/24	2015/02/25
63116	UBS AG – HSI R Bear CBBC May 2015 J	2015/02/24	2015/02/25

List of expired CBBC, 2015 (continued)

Code	CBBC	Last trading date	Delisted date
63103	Credit Suisse AG – HSI R Bear CBBC May 2015 S	2015/02/24	2015/02/25
63101	Credit Suisse AG – HSI R Bear CBBC May 2015 T	2015/02/24	2015/02/25
63100	J P Morgan SP BV – HSI R Bear CBBC Jun 2015 L	2015/02/24	2015/02/25
63099	Standard Chartered Bank – HSI R Bear CBBC May 2015 B	2015/02/24	2015/02/25
63098	Standard Chartered Bank – HSI R Bear CBBC May 2015 A	2015/02/24	2015/02/25
63112	UBS AG – HSI R Bear CBBC May 2015 R	2015/02/24	2015/02/25
61292	Credit Suisse AG – HSI R Bear CBBC Feb 2015 L	2015/02/25	2015/02/27
61124	BNP Paribas Arbit Issu B.V. – HSI R Bear CBBC Feb 2015 M	2015/02/25	2015/02/27
61125	BNP Paribas Arbit Issu B.V. – HSI R Bear CBBC Feb 2015 N	2015/02/25	2015/02/27
61126	BNP Paribas Arbit Issu B.V. – HSI R Bear CBBC Feb 2015 O	2015/02/25	2015/02/27
61128	BNP Paribas Arbit Issu B.V. – HSI R Bear CBBC Feb 2015 P	2015/02/25	2015/02/27
61185	SGA Societe Generale Acceptance N.V.-HSI R Bear CBBC Feb15 F	2015/02/25	2015/02/27
61194	SGA Societe Generale Acceptance N.V.-HSI R Bear CBBC Feb15 G	2015/02/25	2015/02/27
62125	HK Bank – HSI R Bear CBBC Feb 2015 L	2015/02/25	2015/02/27
61207	SGA Societe Generale Acceptance N.V.-HSI R Bear CBBC Feb15 I	2015/02/25	2015/02/27
60953	BNP Paribas Arbit Issu B.V. – HSI R Bear CBBC Feb 2015 H	2015/02/25	2015/02/27
61298	UBS AG – HSI R Bear CBBC Feb 2015 F	2015/02/25	2015/02/27
61095	HK Bank – Sands China R Bull CBBC Dec 2015 B	2015/02/25	2015/02/26
61300	UBS AG – HSI R Bear CBBC Feb 2015 G	2015/02/25	2015/02/27
61808	Credit Suisse AG – HSI R Bear CBBC Feb 2015 M	2015/02/25	2015/02/27
62021	SGA Societe Generale Acceptance N.V.-HSI R Bear CBBC Feb15 J	2015/02/25	2015/02/27
63174	UBS AG – HSI R Bear CBBC Feb 2015 V	2015/02/25	2015/02/27
61206	SGA Societe Generale Acceptance N.V.-HSI R Bear CBBC Feb15 H	2015/02/25	2015/02/27
60483	UBS AG – HSI R Bear CBBC Feb 2015 D	2015/02/25	2015/02/27
69933	UBS AG – HSI R Bear CBBC Feb 2015 B	2015/02/25	2015/02/27
60309	BNP Paribas Arbit Issu B.V. – HSI R Bear CBBC Feb 2015 A	2015/02/25	2015/02/27
60311	BNP Paribas Arbit Issu B.V. – HSI R Bear CBBC Feb 2015 B	2015/02/25	2015/02/27
60320	BNP Paribas Arbit Issu B.V. – HSI R Bear CBBC Feb 2015 C	2015/02/25	2015/02/27
60336	BNP Paribas Arbit Issu B.V. – HSI R Bear CBBC Feb 2015 D	2015/02/25	2015/02/27
60341	BNP Paribas Arbit Issu B.V. – HSI R Bear CBBC Feb 2015 E	2015/02/25	2015/02/27
61121	BNP Paribas Arbit Issu B.V. – HSI R Bear CBBC Feb 2015 L	2015/02/25	2015/02/27
60453	Credit Suisse AG – HSI R Bear CBBC Feb 2015 K	2015/02/25	2015/02/27
61084	J P Morgan SP BV – HSI R Bear CBBC Feb 2015 D	2015/02/25	2015/02/27
60704	SGA Societe Generale Acceptance N.V.-HSI R Bear CBBC Feb15 B	2015/02/25	2015/02/27
60705	SGA Societe Generale Acceptance N.V.-HSI R Bear CBBC Feb15 C	2015/02/25	2015/02/27
60710	SGA Societe Generale Acceptance N.V.-HSI R Bear CBBC Feb15 D	2015/02/25	2015/02/27
60715	SGA Societe Generale Acceptance N.V.-HSI R Bear CBBC Feb15 E	2015/02/25	2015/02/27
60822	J P Morgan SP BV – HSI R Bear CBBC Feb 2015 B	2015/02/25	2015/02/27
60946	BNP Paribas Arbit Issu B.V. – HSI R Bear CBBC Feb 2015 G	2015/02/25	2015/02/27
62186	UBS AG – HSI R Bear CBBC Feb 2015 H	2015/02/25	2015/02/27
60447	Credit Suisse AG – HSI R Bear CBBC Feb 2015 J	2015/02/25	2015/02/27
65751	Credit Suisse AG – HSI R Bear CBBC Feb 2015 X	2015/02/25	2015/02/27
65522	BNP Paribas Arbit Issu B.V. – HSI R Bear CBBC Feb 2015 S	2015/02/25	2015/02/27
65524	BNP Paribas Arbit Issu B.V. – HSI R Bear CBBC Feb 2015 T	2015/02/25	2015/02/27
65529	BNP Paribas Arbit Issu B.V. – HSI R Bear CBBC Feb 2015 U	2015/02/25	2015/02/27
65546	UBS AG – HSI R Bear CBBC Feb 2015 J	2015/02/25	2015/02/27
65615	J P Morgan SP BV – HSI R Bear CBBC Feb 2015 H	2015/02/25	2015/02/27
65616	J P Morgan SP BV – HSI R Bear CBBC Feb 2015 I	2015/02/25	2015/02/27
62124	HK Bank – HSI R Bear CBBC Feb 2015 K	2015/02/25	2015/02/27
65698	J P Morgan SP BV – HSI R Bear CBBC Feb 2015 K	2015/02/25	2015/02/27
65358	SGA Societe Generale Acceptance N.V.-HSI R Bear CBBC Feb 15K	2015/02/25	2015/02/27
65753	Credit Suisse AG – HSI R Bear CBBC Feb 2015 Y	2015/02/25	2015/02/27
65792	Credit Suisse AG – HSI R Bear CBBC Feb 2015 Z	2015/02/25	2015/02/27
66134	Standard Chartered Bank – HSI R Bear CBBC Feb 2015 V	2015/02/25	2015/02/27
67575	SGA Societe Generale Acceptance N.V.-HSI R Bear CBBC Feb15 M	2015/02/25	2015/02/27
62309	SGA Societe Generale Acceptance N.V.-HSI R Bear CBBC Feb15 Z	2015/02/25	2015/02/27
63172	UBS AG – HSI R Bear CBBC Feb 2015 R	2015/02/25	2015/02/27
65618	J P Morgan SP BV – HSI R Bear CBBC Feb 2015 J	2015/02/25	2015/02/27
64478	Credit Suisse AG – HSI R Bear CBBC Feb 2015 R	2015/02/25	2015/02/27
62254	UBS AG – HSI R Bear CBBC Feb 2015 I	2015/02/25	2015/02/27
62272	Credit Suisse AG – HSI R Bear CBBC Feb 2015 N	2015/02/25	2015/02/27
62362	Bank of East Asia – GCL-Poly Energy R Bear CBBC Feb 2015 A	2015/02/25	2015/02/27
62419	HK Bank – HSI R Bear CBBC Feb 2015 M	2015/02/25	2015/02/27
63875	J P Morgan SP BV – HSI R Bear CBBC Feb 2015 E	2015/02/25	2015/02/27
64020	Standard Chartered Bank – HSI R Bear CBBC Feb 2015 M	2015/02/25	2015/02/27
65510	Credit Suisse AG – HSI R Bear CBBC Feb 2015 W	2015/02/25	2015/02/27
64265	UBS AG – HSCEI R Bear CBBC Feb 2015 C	2015/02/25	2015/02/27
65361	BNP Paribas Arbit Issu B.V. – HSI R Bear CBBC Feb 2015 K	2015/02/25	2015/02/27
64485	Credit Suisse AG – HSI R Bear CBBC Feb 2015 S	2015/02/25	2015/02/27
64493	Credit Suisse AG – HSI R Bear CBBC Feb 2015 T	2015/02/25	2015/02/27
64499	Credit Suisse AG – HSI R Bear CBBC Feb 2015 U	2015/02/25	2015/02/27
64791	J P Morgan SP BV – HSI R Bear CBBC Feb 2015 F	2015/02/25	2015/02/27
64792	J P Morgan SP BV – HSI R Bear CBBC Feb 2015 G	2015/02/25	2015/02/27
64866	Standard Chartered Bank – HSI R Bear CBBC Feb 2015 P	2015/02/25	2015/02/27
69807	SGA Societe Generale Acceptance N.V.-HSI R Bear CBBC Feb15 A	2015/02/25	2015/02/27
64021	Standard Chartered Bank – HSI R Bear CBBC Feb 2015 N	2015/02/25	2015/02/27
68507	UBS AG – HSI R Bull CBBC Feb 2015 C	2015/02/25	2015/02/27
68040	BNP Paribas Arbit Issu B.V. – HSI R Bull CBBC Feb 2015 E	2015/02/25	2015/02/27
68042	BNP Paribas Arbit Issu B.V. – HSI R Bull CBBC Feb 2015 F	2015/02/25	2015/02/27
63018	HK Bank – Galaxy Ent R Bull CBBC Nov 2015 C	2015/02/25	2015/02/26
68043	BNP Paribas Arbit Issu B.V. – HSI R Bull CBBC Feb 2015 G	2015/02/25	2015/02/27
68223	Standard Chartered Bank – HSI R Bull CBBC Feb 2015 H	2015/02/25	2015/02/27
68280	UBS AG – HSI R Bull CBBC Feb 2015 A	2015/02/25	2015/02/27
69818	UBS AG – HSCEI R Bear CBBC Feb 2015 B	2015/02/25	2015/02/27
68506	UBS AG – HSI R Bull CBBC Feb 2015 B	2015/02/25	2015/02/27
67661	BNP Paribas Arbit Issu B.V. – HSI R Bull CBBC Feb 2015 B	2015/02/25	2015/02/27
68520	UBS AG – HSI R Bull CBBC Feb 2015 D	2015/02/25	2015/02/27

List of expired CBBC, 2015 (continued)

Code	CBBC	Last trading date	Delisted date
68541	BNP Paribas Arbit Issu B.V. – HSI R Bull CBBC Feb 2015 H	2015/02/25	2015/02/27
68648	UBS AG – HSI R Bull CBBC Feb 2015 E	2015/02/25	2015/02/27
68686	UBS AG – HSI R Bull CBBC Feb 2015 F	2015/02/25	2015/02/27
68690	Standard Chartered Bank – HSI R Bull CBBC Feb 2015 I	2015/02/25	2015/02/27
68698	BNP Paribas Arbit Issu B.V. – HSI R Bull CBBC Feb 2015 I	2015/02/25	2015/02/27
68454	HK Bank – HSI R Bull CBBC Feb 2015 B	2015/02/25	2015/02/27
63281	SGA Societe Generale Acceptance N.V.-HSI R Bear CBBC Jun15 J	2015/02/25	2015/02/26
63345	J P Morgan SP BV – HSI R Bear CBBC May 2015 W	2015/02/25	2015/02/26
63330	Credit Suisse AG – HSI R Bull CBBC Aug 2015 B	2015/02/25	2015/02/26
63328	UBS AG – HSI R Bull CBBC Jun 2015 R	2015/02/25	2015/02/26
63312	J P Morgan SP BV – HSI R Bull CBBC Oct 2015 B	2015/02/25	2015/02/26
63299	Standard Chartered Bank – HSI R Bull CBBC May 2015 D	2015/02/25	2015/02/26
63295	BNP Paribas Arbit Issu B.V. – HSI R Bull CBBC Dec 2015 F	2015/02/25	2015/02/26
68039	BNP Paribas Arbit Issu B.V. – HSI R Bull CBBC Feb 2015 D	2015/02/25	2015/02/27
63282	UBS AG – HSI R Bear CBBC Jun 2015 T	2015/02/25	2015/02/26
67662	BNP Paribas Arbit Issu B.V. – HSI R Bull CBBC Feb 2015 C	2015/02/25	2015/02/27
63280	SGA Societe Generale Acceptance N.V.-HSI R Bull CBBC Oct15 X	2015/02/25	2015/02/26
63264	Credit Suisse AG – HSI R Bear CBBC May 2015 W	2015/02/25	2015/02/26
63259	Credit Suisse AG – HSI R Bear CBBC May 2015 L	2015/02/25	2015/02/26
63198	HK Bank – CSOP A50 ETF R Bull CBBC Jan 2016 R	2015/02/25	2015/02/26
60223	HK Bank – HSI R Bull CBBC Feb 2015 A	2015/02/25	2015/02/27
67660	BNP Paribas Arbit Issu B.V. – HSI R Bull CBBC Feb 2015 A	2015/02/25	2015/02/27
68741	BNP Paribas Arbit Issu B.V. – HSI R Bull CBBC Feb 2015 J	2015/02/25	2015/02/27
63283	UBS AG – HSI R Bear CBBC May 2015 T	2015/02/25	2015/02/26
68618	Standard Chartered Bank – HSI R Bull CBBC Feb 2015 C	2015/02/25	2015/02/27
68709	Standard Chartered Bank – HSI R Bull CBBC Feb 2015 J	2015/02/25	2015/02/27
63451	HK Bank – COVS R Bull CBBC Feb 2015 A	2015/02/25	2015/02/27
63846	J P Morgan SP BV – HSI R Bull CBBC Feb 2015 A	2015/02/25	2015/02/27
64075	HK Bank – HSCEI R Bull CBBC Feb 2015 A	2015/02/25	2015/02/27
64210	HK Bank – HSI R Bull CBBC Feb 2015 D	2015/02/25	2015/02/27
64363	HK Bank – HSCEI R Bull CBBC Feb 2015 B	2015/02/25	2015/02/27
69445	BNP Paribas Arbit Issu B.V. – HSI R Bull CBBC Feb 2015 V	2015/02/25	2015/02/27
68554	HK Bank – HSI R Bull CBBC Feb 2015 H	2015/02/25	2015/02/27
69444	BNP Paribas Arbit Issu B.V. – HSI R Bull CBBC Feb 2015 U	2015/02/25	2015/02/27
68620	Credit Suisse AG – HSI R Bull CBBC Feb 2015 N	2015/02/25	2015/02/27
68621	Credit Suisse AG – HSI R Bull CBBC Feb 2015 O	2015/02/25	2015/02/27
68628	Credit Suisse AG – HSI R Bull CBBC Feb 2015 P	2015/02/25	2015/02/27
69173	Credit Suisse AG – HSI R Bear CBBC Feb 2015 H	2015/02/25	2015/02/27
69701	Credit Suisse AG – HSI R Bear CBBC Feb 2015 I	2015/02/25	2015/02/27
61664	Standard Chartered Bank – Galaxy Ent R Bull CBBC Nov 2015 A	2015/02/25	2015/02/26
61021	J P Morgan SP BV – HSI R Bear CBBC Feb 2015 C	2015/02/25	2015/02/27
64921	Bank of East Asia – Lenovo R Bull CBBC Feb 2015 A	2015/02/25	2015/02/27
68872	Standard Chartered Bank – HSI R Bull CBBC Feb 2015 N	2015/02/25	2015/02/27
69815	UBS AG – HSI R Bear CBBC Feb 2015 A	2015/02/25	2015/02/27
68747	BNP Paribas Arbit Issu B.V. – HSI R Bull CBBC Feb 2015 K	2015/02/25	2015/02/27
68748	BNP Paribas Arbit Issu B.V. – HSI R Bull CBBC Feb 2015 L	2015/02/25	2015/02/27
68758	Standard Chartered Bank – HSI R Bull CBBC Feb 2015 L	2015/02/25	2015/02/27
68779	BNP Paribas Arbit Issu B.V. – HSI R Bull CBBC Feb 2015 M	2015/02/25	2015/02/27
68780	BNP Paribas Arbit Issu B.V. – HSI R Bull CBBC Feb 2015 N	2015/02/25	2015/02/27
69537	UBS AG – HSI R Bull CBBC Feb 2015 G	2015/02/25	2015/02/27
68871	Standard Chartered Bank – HSI R Bull CBBC Feb 2015 M	2015/02/25	2015/02/27
68710	Standard Chartered Bank – HSI R Bull CBBC Feb 2015 K	2015/02/25	2015/02/27
68919	BNP Paribas Arbit Issu B.V. – HSI R Bull CBBC Feb 2015 O	2015/02/25	2015/02/27
68920	BNP Paribas Arbit Issu B.V. – HSI R Bull CBBC Feb 2015 P	2015/02/25	2015/02/27
68929	BNP Paribas Arbit Issu B.V. – HSI R Bull CBBC Feb 2015 Q	2015/02/25	2015/02/27
68931	BNP Paribas Arbit Issu B.V. – HSI R Bull CBBC Feb 2015 R	2015/02/25	2015/02/27
68982	Standard Chartered Bank – HSI R Bull CBBC Feb 2015 O	2015/02/25	2015/02/27
68989	UBS AG – HSCEI R Bull CBBC Feb 2015 A	2015/02/25	2015/02/27
69052	Standard Chartered Bank – HSI R Bull CBBC Feb 2015 Q	2015/02/25	2015/02/27
68796	HK Bank – HSI R Bull CBBC Feb 2015 C	2015/02/25	2015/02/27
63374	Credit Suisse AG – HSI R Bear CBBC Jun 2015 A	2015/02/26	2015/02/27
62266	Credit Suisse AG – HKEx R Bull CBBC Feb 2015 A	2015/02/26	2015/03/02
62548	Standard Chartered Bank – HSI R Bear CBBC May 2015 S	2015/02/26	2015/02/27
62795	Standard Chartered Bank – HSI R Bear CBBC May 2015 V	2015/02/26	2015/02/27
63391	BNP Paribas Arbit Issu B.V. – HSI R Bull CBBC Dec 2015 B	2015/02/26	2015/02/27
63387	UBS AG – HSI R Bear CBBC May 2015 K	2015/02/26	2015/02/27
62840	SGA Societe Generale Acceptance N.V.-HSI R Bear CBBC Jul15 C	2015/02/26	2015/02/27
63380	UBS AG – HSI R Bear CBBC May 2015 A	2015/02/26	2015/02/27
62312	Credit Suisse AG – HKEx R Bear CBBC Feb 2015 B	2015/02/26	2015/03/02
62883	UBS AG – HSI R Bear CBBC Jun 2015 O	2015/02/26	2015/02/27
62798	Credit Suisse AG – HSI R Bear CBBC May 2015 I	2015/02/26	2015/02/27
63373	Credit Suisse AG – HSI R Bear CBBC Jun 2015 Y	2015/02/26	2015/02/27
63372	Credit Suisse AG – HSI R Bear CBBC Jun 2015 Z	2015/02/26	2015/02/27
63370	BNP Paribas Arbit Issu B.V. – HSI R Bear CBBC Jun 2015 X	2015/02/26	2015/02/27
63351	J P Morgan SP BV – HSI R Bear CBBC May 2015 R	2015/02/26	2015/02/27
63012	HK Bank – HSI R Bear CBBC Dec 2015 E	2015/02/26	2015/02/27
66491	Credit Suisse AG – A50 China R Bull CBBC Feb 2015 A	2015/02/26	2015/03/02
66492	Credit Suisse AG – A50 China R Bull CBBC Feb 2015 B	2015/02/26	2015/03/02
66494	Credit Suisse AG – A50 China R Bull CBBC Feb 2015 C	2015/02/26	2015/03/02
63376	Standard Chartered Bank – HSI R Bear CBBC May 2015 G	2015/02/26	2015/02/27
61257	HK Bank – HSCEI R Bear CBBC Oct 2015 E	2015/02/26	2015/02/27
63390	J P Morgan SP BV – HSI R Bull CBBC Oct 2015 C	2015/02/26	2015/02/27
62681	Credit Suisse AG – HKEx R Bull CBBC Feb 2015 C	2015/02/26	2015/03/02
60924	UBS AG – Sands China R Bull CBBC Sep 2015 A	2015/02/26	2015/02/27
60773	Credit Suisse AG – TCH R Bear CBBC Feb 2015 A	2015/02/26	2015/03/02
63408	Credit Suisse AG – HSI R Bull CBBC Sep 2015 T	2015/02/26	2015/02/27
60776	Credit Suisse AG – TCH R Bear CBBC Feb 2015 B	2015/02/26	2015/03/02

List of expired CBBC, 2015 (continued)

Code	CBBC	Last trading date	Delisted date
60777	Credit Suisse AG – China Mobile R Bull CBBC Feb 2015 A	2015/02/26	2015/03/02
60796	Credit Suisse AG – CSOP A50 ETF R Bull CBBC Feb 2015 C	2015/02/26	2015/03/02
63403	UBS AG – HSI R Bull CBBC Jul 2015 R	2015/02/26	2015/02/27
62343	J P Morgan SP BV – HSI R Bear CBBC May 2015 C	2015/02/26	2015/02/27
63442	Standard Chartered Bank – HSI R Bear CBBC May 2015 J	2015/02/27	2015/03/02
63169	J P Morgan SP BV – HSI R Bear CBBC Jun 2015 M	2015/02/27	2015/03/02
63434	UBS AG – HSI R Bear CBBC May 2015 W	2015/02/27	2015/03/02
63450	UBS AG – HSI R Bull CBBC Aug 2015 Q	2015/02/27	2015/03/02
65109	HK Bank – A50 R Bull CBBC Mar 2015 B	2015/02/27	2015/03/03
62907	UBS AG – HSI R Bear CBBC Mar 2015 L	2015/02/27	2015/03/02
63447	Credit Suisse AG – HSI R Bull CBBC Sep 2015 V	2015/02/27	2015/03/02
63444	Credit Suisse AG – HSI R Bear CBBC May 2015 C	2015/02/27	2015/03/02
65946	HK Bank – HSI R Bear CBBC Apr 2015 M	2015/02/27	2015/03/02
69211	BNP Paribas Arbit Issu B.V. – HSI R Bear CBBC Jun 2015 Z	2015/02/27	2015/03/02
63445	Credit Suisse AG – HSI R Bear CBBC May 2015 K	2015/02/27	2015/03/02
68030	Standard Chartered Bank – HSI R Bear CBBC Sep 2015 A	2015/02/27	2015/03/02
67756	Standard Chartered Bank – China Life R Bear CBBC May 2015 C	2015/02/27	2015/03/02
63429	SGA Societe Generale Acceptance N.V.-HSI R Bear CBBC Jul15 F	2015/02/27	2015/03/02
63111	UBS AG – HSI R Bear CBBC May 2015 Q	2015/02/27	2015/03/02
62793	Standard Chartered Bank – HSI R Bear CBBC May 2015 U	2015/02/27	2015/03/02
61923	UBS AG – HKEx R Bear CBBC Mar 2015 E	2015/02/27	2015/03/03
62538	Credit Suisse AG – HSI R Bear CBBC Jun 2015 K	2015/02/27	2015/03/02
62542	BNP Paribas Arbit Issu B.V. – HSI R Bear CBBC Jul 2015 J	2015/02/27	2015/03/02
64072	UBS AG – Tencent R Bear CBBC Mar 2015 D	2015/02/27	2015/03/03
62553	UBS AG – HSI R Bear CBBC May 2015 X	2015/02/27	2015/03/02
67598	Credit Suisse AG – HSI R Bear CBBC Jun 2015 P	2015/02/27	2015/03/02
68991	UBS AG – A50 China R Bull CBBC Mar 2015 C	2015/02/27	2015/03/03
60556	J P Morgan SP BV – HSI R Bear CBBC Apr 2015 P	2015/02/27	2015/03/02
62747	J P Morgan SP BV – HSI R Bear CBBC May 2015 H	2015/02/27	2015/03/02
63549	Credit Suisse AG – HSI R Bear CBBC May 2015 H	2015/02/27	2015/03/02
64467	Citigroup Global Mkt H Inc. – TCH R Bull CBBC Mar 2015 G	2015/02/27	2015/03/03
68650	UBS AG – A50 China R Bull CBBC Mar 2015 B	2015/02/27	2015/03/03
62052	Credit Suisse AG – CITIC Sec R Bear CBBC Jul 2015 A	2015/02/27	2015/03/02
69194	J P Morgan SP BV – HSI R Bear CBBC Apr 2015 Q	2015/02/27	2015/03/02
60792	SGA Societe Generale Acceptance N.V.-HSI R Bear CBBC Jun15 T	2015/02/27	2015/03/02
63422	J P Morgan SP BV – HSI R Bear CBBC May 2015 X	2015/02/27	2015/03/02
69525	SGA Societe Generale Acceptance NV -HSCEI R Bear CBBC Aug15B	2015/02/27	2015/03/02
63435	UBS AG – HSI R Bear CBBC May 2015 E	2015/02/27	2015/03/02
67673	UBS AG – HSI R Bear CBBC May 2015 V	2015/02/27	2015/03/02
68965	HK Bank – China Mobile R Bull CBBC Mar 2015 D	2015/02/27	2015/03/03
63436	Standard Chartered Bank – HSI R Bull CBBC May 2015 E	2015/03/02	2015/03/03
63453	BNP Paribas Arbit Issu B.V. – HSI R Bear CBBC Jul 2015 P	2015/03/02	2015/03/03
63446	Credit Suisse AG – HSI R Bull CBBC Sep 2015 U	2015/03/02	2015/03/03
63449	UBS AG – HSI R Bull CBBC Sep 2015 C	2015/03/02	2015/03/03
63428	SGA Societe Generale Acceptance N.V.-HSI R Bull CBBC Nov15 G	2015/03/02	2015/03/03
63511	Credit Suisse AG – HSI R Bull CBBC Aug 2015 R	2015/03/02	2015/03/03
61828	HK Bank – TCH R Bear CBBC Nov 2015 B	2015/03/02	2015/03/03
69623	HK Bank – AIA R Bear CBBC Apr 2015 C	2015/03/02	2015/03/03
63544	UBS AG – HSI R Bull CBBC Aug 2015 Y	2015/03/02	2015/03/03
60849	HK Bank – AIA R Bear CBBC Oct 2015 B	2015/03/02	2015/03/03
61086	HK Bank – SHK Ppt R Bull CBBC Dec 2015 B	2015/03/02	2015/03/03
63550	UBS AG – HSI R Bear CBBC Jun 2015 W	2015/03/02	2015/03/03
63539	Credit Suisse AG – HSI R Bear CBBC Jun 2015 B	2015/03/02	2015/03/03
63559	UBS AG – HSI R Bear CBBC Jun 2015 X	2015/03/02	2015/03/03
67711	HK Bank – China Life R Bear CBBC Nov 2015 A	2015/03/02	2015/03/03
66533	Standard Chartered Bank – Galaxy Ent R Bear CBBC Mar 2015 B	2015/03/02	2015/03/04
63502	Standard Chartered Bank – HSI R Bull CBBC Jun 2015 O	2015/03/02	2015/03/03
63492	J P Morgan SP BV – HSI R Bull CBBC Aug 2015 Q	2015/03/02	2015/03/03
63485	SGA Societe Generale Acceptance N.V.-HSI R Bear CBBC Jun15 K	2015/03/02	2015/03/03
63484	SGA Societe Generale Acceptance N.V.-HSI R Bull CBBC Oct15 Y	2015/03/02	2015/03/03
63474	HK Bank – HSI R Bull CBBC Nov 2015 J	2015/03/02	2015/03/03
63457	HK Bank – China Mobile R Bull CBBC Nov 2015 E	2015/03/02	2015/03/03
63541	Credit Suisse AG – HSI R Bear CBBC Jun 2015 D	2015/03/02	2015/03/03
63653	Credit Suisse AG – HSI R Bear CBBC Jul 2015 P	2015/03/03	2015/03/04
63669	J P Morgan SP BV – HSI R Bear CBBC Jun 2015 Q	2015/03/03	2015/03/04
63657	J P Morgan SP BV – HSI R Bull CBBC Oct 2015 E	2015/03/03	2015/03/04
63652	Credit Suisse AG – HSI R Bear CBBC Jul 2015 O	2015/03/03	2015/03/04
63650	UBS AG – HSI R Bear CBBC Jun 2015 Y	2015/03/03	2015/03/04
63646	BNP Paribas Arbit Issu B.V. – HSI R Bear CBBC Jul 2015 Q	2015/03/03	2015/03/04
63637	J P Morgan SP BV – HSI R Bear CBBC Jun 2015 P	2015/03/03	2015/03/04
63636	UBS AG – HSI R Bull CBBC Sep 2015 D	2015/03/03	2015/03/04
63590	Credit Suisse AG – HSI R Bull CBBC Oct 2015 D	2015/03/03	2015/03/04
63456	HK Bank – A50 R Bull CBBC Jan 2016 R	2015/03/03	2015/03/04
63616	Credit Suisse AG – HSI R Bull CBBC Oct 2015 E	2015/03/03	2015/03/04
62345	HK Bank – China Mobile R Bull CBBC Nov 2015 D	2015/03/03	2015/03/04
63392	UBS AG – HSI R Bull CBBC Aug 2015 X	2015/03/03	2015/03/04
63375	Credit Suisse AG – HSI R Bull CBBC Jul 2015 W	2015/03/03	2015/03/04
63424	J P Morgan SP BV – HSI R Bull CBBC Aug 2015 L	2015/03/03	2015/03/04
63182	HK Bank – HSI R Bull CBBC Nov 2015 H	2015/03/03	2015/03/04
63998	HK Bank – AIA R Bear CBBC Apr 2015 D	2015/03/03	2015/03/04
63589	J P Morgan SP BV – HSI R Bull CBBC Sep 2015 Q	2015/03/04	2015/03/05
62912	Standard Chartered Bank – HSI R Bull CBBC May 2015 U	2015/03/04	2015/03/05
62911	Credit Suisse AG – HSI R Bull CBBC Jun 2015 G	2015/03/04	2015/03/05
62869	BNP Paribas Arbit Issu B.V. – HSI R Bull CBBC Dec 2015 Z	2015/03/04	2015/03/05
62841	UBS AG – HSI R Bull CBBC Jun 2015 M	2015/03/04	2015/03/05
62837	SGA Societe Generale Acceptance N.V.-HSI R Bull CBBC Nov15 F	2015/03/04	2015/03/05
62834	Credit Suisse AG – HSI R Bull CBBC Sep 2015 S	2015/03/04	2015/03/05

List of expired CBBC, 2015 (continued)

Code	CBBC	Last trading date	Delisted date
62822	J P Morgan SP BV – HSI R Bull CBBC Aug 2015 X	2015/03/04	2015/03/05
62801	Standard Chartered Bank – HSI R Bull CBBC May 2015 S	2015/03/04	2015/03/05
62918	J P Morgan SP BV – HSI R Bull CBBC Sep 2015 K	2015/03/04	2015/03/05
63654	J P Morgan SP BV – HSCEI R Bull CBBC Sep 2015 A	2015/03/04	2015/03/05
62932	UBS AG – HSI R Bull CBBC Aug 2015 N	2015/03/04	2015/03/05
63151	Standard Chartered Bank – HSI R Bull CBBC May 2015 B	2015/03/04	2015/03/05
63706	SGA Societe Generale Acceptance N.V.-HSI R Bull CBBC Oct15 Z	2015/03/04	2015/03/05
63725	Credit Suisse AG – China Mobile R Bull CBBC Sep 2015 A	2015/03/04	2015/03/05
63768	Credit Suisse AG – HSI R Bull CBBC Oct 2015 F	2015/03/04	2015/03/05
63775	Credit Suisse AG – HSI R Bull CBBC Oct 2015 G	2015/03/04	2015/03/05
63794	J P Morgan SP BV – HSI R Bull CBBC Oct 2015 G	2015/03/04	2015/03/05
63795	BNP Paribas Arbit Issu B.V. – HSI R Bull CBBC Nov 2015 K	2015/03/04	2015/03/05
62349	HK Bank – CSOP A50 ETF R Bull CBBC Jan 2016 O	2015/03/04	2015/03/05
63137	Credit Suisse AG – HSI R Bull CBBC Aug 2015 A	2015/03/04	2015/03/05
61055	Standard Chartered Bank – AIA R Bear CBBC May 2015 A	2015/03/04	2015/03/05
63336	J P Morgan SP BV – HSI R Bull CBBC Aug 2015 M	2015/03/04	2015/03/05
63329	Credit Suisse AG – HSI R Bull CBBC Aug 2015 F	2015/03/04	2015/03/05
63298	Standard Chartered Bank – HSI R Bull CBBC May 2015 C	2015/03/04	2015/03/05
63189	HK Bank – CUni R Bull CBBC Nov 2015 A	2015/03/04	2015/03/05
63183	HK Bank – A50 R Bull CBBC Jan 2016 Q	2015/03/04	2015/03/05
63798	UBS AG – HSI R Bull CBBC Sep 2015 E	2015/03/04	2015/03/05
63318	UBS AG – HSI R Bull CBBC Aug 2015 W	2015/03/04	2015/03/05
62921	Credit Suisse AG – HSI R Bull CBBC May 2015 Q	2015/03/04	2015/03/05
63142	BNP Paribas Arbit Issu B.V. – HSI R Bull CBBC Dec 2015 W	2015/03/04	2015/03/05
63168	J P Morgan SP BV – HSI R Bull CBBC Sep 2015 O	2015/03/04	2015/03/05
63110	SGA Societe Generale Acceptance N.V.-HSI R Bull CBBC Sep15 N	2015/03/04	2015/03/05
63105	SGA Societe Generale Acceptance N.V.-HSI R Bull CBBC Oct15 W	2015/03/04	2015/03/05
63071	UBS AG – HSI R Bull CBBC Jun 2015 E	2015/03/04	2015/03/05
63057	Credit Suisse AG – HSI R Bull CBBC Jun 2015 H	2015/03/04	2015/03/05
63017	HK Bank – AIA R Bear CBBC Nov 2015 A	2015/03/04	2015/03/05
62983	UBS AG – HSI R Bull CBBC Jul 2015 X	2015/03/04	2015/03/05
63518	Credit Suisse AG – HSI R Bull CBBC Aug 2015 Z	2015/03/04	2015/03/05
62936	Credit Suisse AG – HSI R Bull CBBC Jul 2015 Y	2015/03/04	2015/03/05
62928	UBS AG – HSI R Bull CBBC Jul 2015 V	2015/03/04	2015/03/05
63166	UBS AG – HSI R Bull CBBC Jul 2015 A	2015/03/04	2015/03/05
63193	HK Bank – HSCEI R Bull CBBC Oct 2015 D	2015/03/05	2015/03/06
63007	HK Bank – A50 R Bull CBBC Jan 2016 P	2015/03/05	2015/03/06
63010	HK Bank – CSOP A50 ETF R Bull CBBC Jan 2016 Q	2015/03/05	2015/03/06
60292	Credit Suisse AG – HSI R Bull CBBC Jul 2015 V	2015/03/05	2015/03/06
63454	HK Bank – Sinopec Corp R Bull CBBC Nov 2015 C	2015/03/05	2015/03/06
61587	SGA Societe Generale Acceptance N.V.-HSI R Bull CBBC Nov15 B	2015/03/05	2015/03/06
63461	HK Bank – HSI R Bull CBBC Nov 2015 I	2015/03/05	2015/03/06
63160	UBS AG – HSI R Bull CBBC Aug 2015 P	2015/03/05	2015/03/06
63480	HK Bank – PetCh R Bull CBBC Dec 2015 C	2015/03/05	2015/03/06
62981	UBS AG – HSI R Bull CBBC Aug 2015 O	2015/03/05	2015/03/06
63024	J P Morgan SP BV – HSI R Bull CBBC Sep 2015 M	2015/03/05	2015/03/06
63029	SGA Societe Generale Acceptance N.V.-HSI R Bull CBBC Oct15 V	2015/03/05	2015/03/06
60214	BNP Paribas Arbit Issu B.V. – HSI R Bull CBBC Nov 2015 J	2015/03/05	2015/03/06
62855	UBS AG – HSI R Bull CBBC Aug 2015 L	2015/03/05	2015/03/06
63170	HK Bank – HSI R Bull CBBC Dec 2015 A	2015/03/05	2015/03/06
63040	Standard Chartered Bank – HSI R Bull CBBC May 2015 Z	2015/03/05	2015/03/06
63195	HK Bank – Ping An R Bull CBBC Dec 2015 H	2015/03/05	2015/03/06
62692	J P Morgan SP BV – HSI R Bull CBBC Jun 2015 C	2015/03/05	2015/03/06
62904	J P Morgan SP BV – HSI R Bull CBBC Jun 2015 D	2015/03/05	2015/03/06
60487	Credit Suisse AG – HSI R Bull CBBC Jun 2015 W	2015/03/05	2015/03/06
60510	UBS AG – HSI R Bull CBBC Aug 2015 V	2015/03/05	2015/03/06
63415	J P Morgan SP BV – HSI R Bull CBBC Oct 2015 D	2015/03/05	2015/03/06
60419	Credit Suisse AG – HSI R Bull CBBC Sep 2015 H	2015/03/05	2015/03/06
62934	J P Morgan SP BV – HSI R Bull CBBC Aug 2015 F	2015/03/05	2015/03/06
63340	J P Morgan SP BV – HSI R Bull CBBC Sep 2015 P	2015/03/05	2015/03/06
62950	SGA Societe Generale Acceptance N.V.-HSI R Bull CBBC Sep15 M	2015/03/05	2015/03/06
63849	J P Morgan SP BV – HSI R Bull CBBC Oct 2015 H	2015/03/05	2015/03/06
62958	BNP Paribas Arbit Issu B.V. – HSI R Bull CBBC Dec 2015 D	2015/03/05	2015/03/06
62959	BNP Paribas Arbit Issu B.V. – HSI R Bull CBBC Dec 2015 E	2015/03/05	2015/03/06
62962	Standard Chartered Bank – HSI R Bull CBBC May 2015 W	2015/03/05	2015/03/06
62978	Standard Chartered Bank – HSI R Bull CBBC May 2015 X	2015/03/05	2015/03/06
62987	Credit Suisse AG – HSI R Bull CBBC Aug 2015 C	2015/03/05	2015/03/06
62979	Standard Chartered Bank – HSI R Bull CBBC May 2015 Y	2015/03/05	2015/03/06
69245	Credit Suisse AG – HSI R Bull CBBC Aug 2015 S	2015/03/05	2015/03/06
62949	Credit Suisse AG – HSI R Bull CBBC Jul 2015 X	2015/03/05	2015/03/06
63129	Credit Suisse AG – HSI R Bull CBBC Aug 2015 D	2015/03/05	2015/03/06
63117	UBS AG – HSCEI R Bull CBBC Sep 2015 F	2015/03/05	2015/03/06
63855	BNP Paribas Arbit Issu B.V. – HSI R Bull CBBC Nov 2015 L	2015/03/05	2015/03/06
61364	J P Morgan SP BV – HSI R Bull CBBC Sep 2015 F	2015/03/05	2015/03/06
63070	UBS AG – HSI R Bull CBBC Jun 2015 T	2015/03/05	2015/03/06
63680	HK Bank – Minsheng Bank R Bull CBBC Nov 2015 E	2015/03/05	2015/03/06
63700	HK Bank – TCH R Bull CBBC Dec 2015 F	2015/03/05	2015/03/06
63857	BNP Paribas Arbit Issu B.V. – HSI R Bull CBBC Nov 2015 M	2015/03/05	2015/03/06
63850	J P Morgan SP BV – HSI R Bull CBBC Oct 2015 I	2015/03/05	2015/03/06
63679	HK Bank – HSI R Bull CBBC Oct 2015 M	2015/03/05	2015/03/06
63094	Standard Chartered Bank – HSI R Bull CBBC May 2015 A	2015/03/05	2015/03/06
63853	UBS AG – HSI R Bull CBBC Sep 2015 F	2015/03/05	2015/03/06
63066	UBS AG – HSI R Bull CBBC Jul 2015 Y	2015/03/05	2015/03/06
63852	Credit Suisse AG – HSI R Bull CBBC Aug 2015 E	2015/03/05	2015/03/06
63851	Credit Suisse AG – HSI R Bull CBBC Aug 2015 Y	2015/03/05	2015/03/06
60968	Macquarie Bank Ltd. – HSI R Bull CBBC Jun 2015 F	2015/03/05	2015/03/06
63854	UBS AG – HSI R Bull CBBC Jul 2015 Z	2015/03/05	2015/03/06

List of expired CBBC, 2015 (continued)

Code	CBBC	Last trading date	Delisted date
61511	Standard Chartered Bank – HSI R Bull CBBC May 2015 H	2015/03/05	2015/03/06
69196	J P Morgan SP BV – HSI R Bull CBBC Aug 2015 Z	2015/03/05	2015/03/06
63830	SGA Societe Generale Acceptance N.V.-HSI R Bull CBBC Nov15 H	2015/03/05	2015/03/06
63046	Credit Suisse AG – HSI R Bull CBBC Jun 2015 E	2015/03/05	2015/03/06
69182	UBS AG – HSI R Bull CBBC Jul 2015 B	2015/03/05	2015/03/06
63988	UBS AG – HSI R Bull CBBC Aug 2015 B	2015/03/06	2015/03/09
63977	Credit Suisse AG – HSI R Bull CBBC Sep 2015 Y	2015/03/06	2015/03/09
65575	UBS AG – Galaxy Ent R Bear CBBC Mar 2015 A	2015/03/06	2015/03/10
60908	HK Bank – A50 R Bull CBBC Mar 2015 A	2015/03/06	2015/03/10
63971	Credit Suisse AG – HSI R Bull CBBC Sep 2015 X	2015/03/06	2015/03/09
63990	UBS AG – HSI R Bull CBBC Sep 2015 G	2015/03/06	2015/03/09
62536	UBS AG – HKEx R Bear CBBC Mar 2015 H	2015/03/06	2015/03/10
63992	J P Morgan SP BV – HSI R Bull CBBC Oct 2015 J	2015/03/06	2015/03/09
64292	HK Bank – Lenovo R Bull CBBC Mar 2015 A	2015/03/06	2015/03/10
63934	Standard Chartered Bank – China Life R Bull CBBC Dec 2015 A	2015/03/06	2015/03/09
65112	HK Bank – A50 R Bull CBBC Mar 2015 C	2015/03/06	2015/03/10
66412	HK Bank – A50 R Bull CBBC Mar 2015 E	2015/03/06	2015/03/10
62407	Standard Chartered Bank – Sands China R Bull CBBC Jul 2015 C	2015/03/06	2015/03/09
68677	UBS AG – HSBC R Bull CBBC Jun 2015 A	2015/03/06	2015/03/09
63970	Credit Suisse AG – HSI R Bull CBBC Sep 2015 W	2015/03/06	2015/03/09
61247	UBS AG – HKEx R Bear CBBC Mar 2015 B	2015/03/06	2015/03/10
66130	UBS AG – A50 China R Bull CBBC Mar 2015 A	2015/03/06	2015/03/10
63918	BNP Paribas Arbit Issu B.V. – HSI R Bull CBBC Nov 2015 N	2015/03/06	2015/03/09
63917	J P Morgan SP BV – HSI R Bull CBBC Sep 2015 R	2015/03/06	2015/03/09
65099	HK Bank – CSOP A50 ETF R Bull CBBC Mar 2015 A	2015/03/06	2015/03/10
63914	SGA Societe Generale Acceptance N.V.-HSI R Bull CBBC Oct15 B	2015/03/06	2015/03/09
60476	Standard Chartered Bank – HSI R Bull CBBC Apr 2015 W	2015/03/06	2015/03/09
60132	UBS AG – HSI R Bull CBBC Aug 2015 R	2015/03/09	2015/03/10
60376	SGA Societe Generale Acceptance N.V.-HSI R Bull CBBC Oct15 H	2015/03/09	2015/03/10
60102	Credit Suisse AG – HSI R Bull CBBC Jun 2015 R	2015/03/09	2015/03/10
60166	SGA Societe Generale Acceptance N.V.-HSI R Bull CBBC Oct15 G	2015/03/09	2015/03/10
63278	SGA Societe Generale Acceptance N.V.-HSI R Bull CBBC Dec15 A	2015/03/09	2015/03/10
60200	BNP Paribas Arbit Issu B.V. – HSI R Bull CBBC Nov 2015 I	2015/03/09	2015/03/10
60295	J P Morgan SP BV – HSI R Bull CBBC Aug 2015 I	2015/03/09	2015/03/10
66985	HK Bank – China Shenhua R Bull CBBC Jul 2015 A	2015/03/09	2015/03/10
61593	Standard Chartered Bank – HSI R Bull CBBC May 2015 J	2015/03/09	2015/03/10
60291	Credit Suisse AG – HSI R Bull CBBC Jul 2015 U	2015/03/09	2015/03/10
68683	HK Bank – A50 R Bull CBBC Feb 2016 A	2015/03/09	2015/03/10
67776	BNP Paribas Arbit Issu B.V. –CSOP A50 ETF R Bull CBBC Dec15B	2015/03/09	2015/03/10
60180	UBS AG – CSOP A50 ETF R Bull CBBC Dec 2015 A	2015/03/09	2015/03/10
60307	Standard Chartered Bank – HSI R Bull CBBC Apr 2015 I	2015/03/09	2015/03/10
61571	J P Morgan SP BV – HSI R Bull CBBC Jun 2015 V	2015/03/09	2015/03/10
69386	Standard Chartered Bank – HSI R Bull CBBC Apr 2015 M	2015/03/09	2015/03/10
64138	UBS AG – HSCEI R Bull CBBC Sep 2015 G	2015/03/09	2015/03/10
64119	J P Morgan SP BV – HSI R Bull CBBC Nov 2015 A	2015/03/09	2015/03/10
64112	J P Morgan SP BV – HSI R Bull CBBC Aug 2015 E	2015/03/09	2015/03/10
64082	UBS AG – HSI R Bull CBBC Oct 2015 C	2015/03/09	2015/03/10
64079	UBS AG – HSI R Bull CBBC Jul 2015 S	2015/03/09	2015/03/10
64071	Credit Suisse AG – HSI R Bull CBBC Sep 2015 D	2015/03/09	2015/03/10
69251	UBS AG – HSI R Bull CBBC Jul 2015 D	2015/03/09	2015/03/10
64070	Credit Suisse AG – HSI R Bull CBBC Sep 2015 Z	2015/03/09	2015/03/10
64063	SGA Societe Generale Acceptance N.V.-HSI R Bull CBBC Nov15 I	2015/03/09	2015/03/10
67341	SGA Societe Generale Acceptance N.V.-CSA50 R Bull CBBC Dec15A	2015/03/09	2015/03/10
68924	Standard Chartered Bank – HSCEI R Bull CBBC Oct 2015 A	2015/03/09	2015/03/10
61906	UBS AG – HSCEI R Bull CBBC Jul 2015 C	2015/03/09	2015/03/10
63921	Standard Chartered Bank – HSBC R Bull CBBC Nov 2015 B	2015/03/09	2015/03/10
67330	Credit Suisse AG – A50 China R Bull CBBC Aug 2015 A	2015/03/09	2015/03/10
69024	Standard Chartered Bank – Galaxy Ent R Bull CBBC Dec 2015 A	2015/03/09	2015/03/10
63776	J P Morgan SP BV – HSI R Bull CBBC Oct 2015 F	2015/03/09	2015/03/10
69104	HK Bank – HSI R Bull CBBC Sep 2015 K	2015/03/09	2015/03/10
61205	J P Morgan SP BV – CSOP A50 ETF R Bull CBBC Jun 2015 A	2015/03/09	2015/03/10
67242	HK Bank – CSOP A50 ETF R Bull CBBC Dec 2015 L	2015/03/09	2015/03/10
61165	SGA Societe Generale Acceptance NV-Galaxy R Bull CBBC Dec15A	2015/03/09	2015/03/10
69075	UBS AG – HSI R Bull CBBC Jun 2015 N	2015/03/09	2015/03/10
61092	HK Bank – Galaxy Ent R Bull CBBC Dec 2015 B	2015/03/09	2015/03/10
63812	Bank of East Asia – A50 China R Bull CBBC Feb 2016 B	2015/03/09	2015/03/10
64061	Standard Chartered Bank – HSI R Bull CBBC Jun 2015 P	2015/03/09	2015/03/10
62386	HK Bank – HSCEI R Bull CBBC Sep 2015 D	2015/03/09	2015/03/10
60480	Credit Suisse AG – HSI R Bull CBBC Jun 2015 S	2015/03/09	2015/03/10
69427	Credit Suisse AG – HSI R Bull CBBC Aug 2015 U	2015/03/09	2015/03/10
69426	Credit Suisse AG – HSI R Bull CBBC Aug 2015 T	2015/03/09	2015/03/10
69416	UBS AG – HSI R Bull CBBC Jun 2015 P	2015/03/09	2015/03/10
69414	UBS AG – HSI R Bull CBBC Jul 2015 G	2015/03/09	2015/03/10
62779	UBS AG – China Mobile R Bull CBBC Nov 2015 A	2015/03/09	2015/03/10
62729	HK Bank – CC Bank R Bull CBBC Nov 2015 A	2015/03/09	2015/03/10
69403	J P Morgan SP BV – HSI R Bull CBBC Jul 2015 A	2015/03/09	2015/03/10
62728	HK Bank – CM Bank R Bull CBBC Oct 2015 B	2015/03/09	2015/03/10
60566	J P Morgan SP BV – HSI R Bull CBBC Aug 2015 A	2015/03/09	2015/03/10
69388	BNP Paribas Arbit Issu B.V. – HSI R Bull CBBC Nov 2015 D	2015/03/09	2015/03/10
61592	Standard Chartered Bank – HSI R Bull CBBC May 2015 I	2015/03/09	2015/03/10
69387	SGA Societe Generale Acceptance N.V.-HSI R Bull CBBC Sep15 F	2015/03/09	2015/03/10
67044	HK Bank – A50 R Bull CBBC Dec 2015 C	2015/03/09	2015/03/10
69327	HK Bank – HSI R Bull CBBC Oct 2015 J	2015/03/09	2015/03/10
61976	J P Morgan SP BV – HSI R Bull CBBC Jun 2015 X	2015/03/09	2015/03/10
60782	Macquarie Bank Ltd. – HSI R Bull CBBC May 2015 D	2015/03/09	2015/03/10
61928	J P Morgan SP BV – HSCEI R Bull CBBC Jul 2015 D	2015/03/09	2015/03/10
69319	J P Morgan SP BV – HSI R Bull CBBC Jul 2015 D	2015/03/09	2015/03/10

List of expired CBBC, 2015 (continued)

Code	CBBC	Last trading date	Delisted date
60804	Goldman Sachs SP (Asia) – HSI R Bull CBBC May 2015 G	2015/03/09	2015/03/10
62222	UBS AG – HSI R Bull CBBC Oct 2015 B	2015/03/10	2015/03/11
60743	J P Morgan SP BV – HSI R Bull CBBC Jul 2015 W	2015/03/10	2015/03/11
60327	UBS AG – HSI R Bull CBBC Aug 2015 U	2015/03/10	2015/03/11
60940	UBS AG – Galaxy Ent R Bull CBBC Nov 2015 C	2015/03/10	2015/03/11
62153	J P Morgan SP BV – Galaxy Ent R Bull CBBC Nov 2015 A	2015/03/10	2015/03/11
65970	HK Bank – Sands China R Bull CBBC Jul 2015 A	2015/03/10	2015/03/11
60290	Credit Suisse AG – HSI R Bull CBBC Jul 2015 S	2015/03/10	2015/03/11
67504	Bank of East Asia – Galaxy Ent R Bull CBBC Aug 2015 B	2015/03/10	2015/03/11
69385	Standard Chartered Bank – HSI R Bull CBBC Apr 2015 P	2015/03/10	2015/03/11
69404	J P Morgan SP BV – HSI R Bull CBBC Aug 2015 B	2015/03/10	2015/03/11
69389	BNP Paribas Arbit Issu B.V. – HSI R Bull CBBC Nov 2015 E	2015/03/10	2015/03/11
64211	J P Morgan SP BV – HSI R Bull CBBC Nov 2015 B	2015/03/10	2015/03/11
64206	Credit Suisse AG – HSI R Bull CBBC Sep 2015 F	2015/03/10	2015/03/11
64203	UBS AG – HSI R Bull CBBC Aug 2015 H	2015/03/10	2015/03/11
64198	UBS AG – HSCEI R Bull CBBC Aug 2015 F	2015/03/10	2015/03/11
64180	Credit Suisse AG – HSI R Bull CBBC Aug 2015 R	2015/03/10	2015/03/11
64177	J P Morgan SP BV – HSI R Bull CBBC Sep 2015 S	2015/03/10	2015/03/11
60081	SGA Societe Generale Acceptance N.V.-HSI R Bull CBBC Oct15 F	2015/03/10	2015/03/11
64172	UBS AG – HSI R Bull CBBC Aug 2015 Z	2015/03/10	2015/03/11
69328	HK Bank – HSI R Bull CBBC Oct 2015 K	2015/03/10	2015/03/11
64169	Standard Chartered Bank – HSI R Bull CBBC Jun 2015 Q	2015/03/10	2015/03/11
63796	UBS AG – Sands China R Bull CBBC Oct 2015 A	2015/03/10	2015/03/11
64162	HK Bank – HSI R Bull CBBC Nov 2015 K	2015/03/10	2015/03/11
64151	HK Bank – Ping An R Bull CBBC Nov 2015 L	2015/03/10	2015/03/11
64150	HK Bank – HSCEI R Bull CBBC Nov 2015 C	2015/03/10	2015/03/11
64147	HK Bank – CSOP A50 ETF R Bull CBBC Jan 2016 S	2015/03/10	2015/03/11
64146	HK Bank – China Life R Bull CBBC Jan 2016 A	2015/03/10	2015/03/11
64164	HK Bank – HSI R Bull CBBC Oct 2015 N	2015/03/10	2015/03/11
60456	SGA Societe Generale Acceptance N.V.-HSI R Bull CBBC Oct15 L	2015/03/11	2015/03/12
69535	SGA Societe Generale Acceptance N.V.-HSI R Bull CBBC Sep15 G	2015/03/11	2015/03/12
64223	BNP Paribas Arbit Issu B.V. – HSI R Bull CBBC Dec 2015 G	2015/03/11	2015/03/12
60418	Credit Suisse AG – HSI R Bull CBBC Sep 2015 G	2015/03/11	2015/03/12
62913	Standard Chartered Bank – HSI R Bull CBBC May 2015 V	2015/03/11	2015/03/12
69554	Credit Suisse AG – HSI R Bull CBBC Aug 2015 W	2015/03/11	2015/03/12
64224	BNP Paribas Arbit Issu B.V. – HSI R Bull CBBC Dec 2015 J	2015/03/11	2015/03/12
64222	Credit Suisse AG – HSI R Bull CBBC Oct 2015 I	2015/03/11	2015/03/12
64228	UBS AG – HSI R Bull CBBC Jun 2015 D	2015/03/11	2015/03/12
62804	Standard Chartered Bank – HSI R Bull CBBC May 2015 T	2015/03/11	2015/03/12
64229	SGA Societe Generale Acceptance N.V.-HSI R Bull CBBC Oct15 C	2015/03/11	2015/03/12
64232	UBS AG – HSI R Bull CBBC Jul 2015 T	2015/03/11	2015/03/12
64235	Standard Chartered Bank – HSI R Bull CBBC Jun 2015 N	2015/03/11	2015/03/12
64238	Standard Chartered Bank – HSI R Bull CBBC Jun 2015 R	2015/03/11	2015/03/12
64227	UBS AG – HSI R Bull CBBC Aug 2015 C	2015/03/11	2015/03/12
69399	BNP Paribas Arbit Issu B.V. – HSI R Bull CBBC Nov 2015 F	2015/03/11	2015/03/12
60801	Goldman Sachs SP (Asia) – HSI R Bull CBBC May 2015 F	2015/03/11	2015/03/12
62167	J P Morgan SP BV – Sands China R Bull CBBC Nov 2015 A	2015/03/11	2015/03/12
63925	Standard Chartered Bank – Galaxy Ent R Bull CBBC Nov 2015 B	2015/03/11	2015/03/12
61441	HK Bank – HSI R Bull CBBC Nov 2015 D	2015/03/11	2015/03/12
60613	HK Bank – China Mobile R Bull CBBC Nov 2015 C	2015/03/11	2015/03/12
64216	J P Morgan SP BV – HSI R Bull CBBC Sep 2015 T	2015/03/11	2015/03/12
64239	Credit Suisse AG – HSI R Bull CBBC Oct 2015 J	2015/03/11	2015/03/12
64221	Credit Suisse AG – HSI R Bull CBBC Oct 2015 H	2015/03/11	2015/03/12
69400	Standard Chartered Bank – HSI R Bull CBBC Apr 2015 N	2015/03/11	2015/03/12
69091	J P Morgan SP BV – HSI R Bull CBBC Jul 2015 U	2015/03/11	2015/03/12
69407	UBS AG – HSI R Bull CBBC Jul 2015 C	2015/03/11	2015/03/12
69439	Credit Suisse AG – HSI R Bull CBBC Aug 2015 V	2015/03/11	2015/03/12
60626	SGA Societe Generale Acceptance N.V.-HSI R Bull CBBC Oct15 O	2015/03/11	2015/03/12
64218	SGA Societe Generale Acceptance N.V.-HSI R Bull CBBC Nov15 J	2015/03/11	2015/03/12
69097	J P Morgan SP BV – HSBC R Bull CBBC Sep 2015 A	2015/03/11	2015/03/12
62805	UBS AG – China Shenhua R Bull CBBC Jul 2015 A	2015/03/11	2015/03/12
67328	HK Bank – Galaxy Ent R Bull CBBC Aug 2015 A	2015/03/11	2015/03/12
64241	Credit Suisse AG – HSI R Bull CBBC Oct 2015 K	2015/03/11	2015/03/12
67719	HK Bank – PetCh R Bull CBBC Nov 2015 C	2015/03/11	2015/03/12
63196	HK Bank – China Life R Bull CBBC Dec 2015 A	2015/03/11	2015/03/12
63004	J P Morgan SP BV – HSI R Bull CBBC Sep 2015 L	2015/03/11	2015/03/12
63090	J P Morgan SP BV – HSI R Bull CBBC Sep 2015 N	2015/03/11	2015/03/12
60118	J P Morgan SP BV – HSI R Bull CBBC Aug 2015 K	2015/03/11	2015/03/12
60101	Credit Suisse AG – HSI R Bull CBBC Jun 2015 K	2015/03/11	2015/03/12
60317	UBS AG – HSI R Bull CBBC Aug 2015 T	2015/03/11	2015/03/12
64248	J P Morgan SP BV – HSI R Bull CBBC Nov 2015 C	2015/03/11	2015/03/12
60126	UBS AG – HSI R Bull CBBC Jun 2015 S	2015/03/11	2015/03/12
64243	BNP Paribas Arbit Issu B.V. – HSI R Bull CBBC Dec 2015 C	2015/03/11	2015/03/12
64327	Credit Suisse AG – HSI R Bull CBBC Aug 2015 Z	2015/03/12	2015/03/13
64354	Standard Chartered Bank – HSI R Bull CBBC Jun 2015 M	2015/03/12	2015/03/13
67904	SGA Societe Generale Acceptance N.V.-COVS R Bull CBBC Oct15A	2015/03/12	2015/03/13
68828	Standard Chartered Bank – Sands China R Bull CBBC Nov 2015 A	2015/03/12	2015/03/13
64346	Standard Chartered Bank – HSI R Bull CBBC Jun 2015 T	2015/03/12	2015/03/13
64299	J P Morgan SP BV – HSI R Bull CBBC Oct 2015 K	2015/03/12	2015/03/13
60289	Credit Suisse AG – HSI R Bull CBBC Jul 2015 Q	2015/03/12	2015/03/13
64307	UBS AG – HSI R Bull CBBC Jul 2015 N	2015/03/12	2015/03/13
64306	UBS AG – HSI R Bull CBBC Aug 2015 J	2015/03/12	2015/03/13
64339	BNP Paribas Arbit Issu B.V. – HSI R Bull CBBC Dec 2015 W	2015/03/12	2015/03/13
64335	BNP Paribas Arbit Issu B.V. – HSI R Bull CBBC Dec 2015 F	2015/03/12	2015/03/13
64336	BNP Paribas Arbit Issu B.V. – HSI R Bull CBBC Dec 2015 B	2015/03/12	2015/03/13
64357	SGA Societe Generale Acceptance N.V.-HSI R Bull CBBC Nov15 K	2015/03/12	2015/03/13
64305	Credit Suisse AG – HSI R Bull CBBC Aug 2015 F	2015/03/12	2015/03/13

List of expired CBBC, 2015 (continued)

Code	CBBC	Last trading date	Delisted date
64301	Credit Suisse AG – HSI R Bull CBBC Aug 2015 B	2015/03/12	2015/03/13
64303	Credit Suisse AG – HSI R Bull CBBC Aug 2015 A	2015/03/12	2015/03/13
66173	UBS AG – Minsheng Bank R Bull CBBC Mar 2015 A	2015/03/12	2015/03/16
69870	Standard Chartered Bank – HSI R Bull CBBC Apr 2015 O	2015/03/12	2015/03/13
64368	J P Morgan SP BV – HSI R Bull CBBC Nov 2015 D	2015/03/12	2015/03/13
64367	J P Morgan SP BV – HSI R Bull CBBC Oct 2015 L	2015/03/12	2015/03/13
60123	UBS AG – HSI R Bull CBBC Jun 2015 Q	2015/03/12	2015/03/13
64365	Credit Suisse AG – HSI R Bull CBBC Oct 2015 L	2015/03/12	2015/03/13
64321	UBS AG – HSI R Bull CBBC Aug 2015 K	2015/03/12	2015/03/13
69544	J P Morgan SP BV – HSI R Bull CBBC Aug 2015 R	2015/03/12	2015/03/13
69131	Bank of East Asia – COVS R Bull CBBC Dec 2015 A	2015/03/12	2015/03/13
69538	BNP Paribas Arbit Issu B.V. – HSI R Bull CBBC Nov 2015 G	2015/03/12	2015/03/13
64308	SGA Societe Generale Acceptance N.V.-HSI R Bull CBBC Oct15 D	2015/03/12	2015/03/13
60434	Macquarie Bank Ltd. – HSI R Bull CBBC Jun 2015 E	2015/03/12	2015/03/13
64359	SGA Societe Generale Acceptance N.V.-HSI R Bull CBBC Nov15 L	2015/03/12	2015/03/13
60149	HK Bank – HSI R Bull CBBC Nov 2015 B	2015/03/12	2015/03/13
64816	UBS AG – A50 China R Bull CBBC Mar 2015 G	2015/03/13	2015/03/17
61905	UBS AG – HKEx R Bear CBBC Mar 2015 D	2015/03/13	2015/03/17
64483	J P Morgan SP BV – HSI R Bull CBBC Sep 2015 U	2015/03/13	2015/03/16
64480	UBS AG – HSI R Bull CBBC Jun 2015 A	2015/03/13	2015/03/16
64400	SGA Societe Generale Acceptance N.V.-HSI R Bull CBBC Nov15 M	2015/03/13	2015/03/16
68992	UBS AG – CSOP A50 ETF R Bull CBBC Mar 2015 B	2015/03/13	2015/03/17
61692	UBS AG – TCH R Bear CBBC Mar 2015 C	2015/03/13	2015/03/17
65708	Citigroup Global Mkt H Inc. – SHK Ppt R Bull CBBC Mar 2015 B	2015/03/13	2015/03/17
62919	Standard Chartered Bank – HSBC R Bull CBBC Oct 2015 B	2015/03/13	2015/03/16
62893	UBS AG – HSBC R Bull CBBC Apr 2015 B	2015/03/13	2015/03/16
69756	HK Bank – A50 R Bull CBBC Mar 2015 G	2015/03/13	2015/03/17
64453	Credit Suisse AG – HSI R Bull CBBC Sep 2015 I	2015/03/13	2015/03/16
63720	Standard Chartered Bank – HKEx R Bear CBBC Mar 2015 A	2015/03/13	2015/03/17
68336	UBS AG – CSOP A50 ETF R Bull CBBC Mar 2015 A	2015/03/13	2015/03/17
69120	HK Bank – SHK Ppt R Bull CBBC Dec 2015 A	2015/03/13	2015/03/16
69757	HK Bank – CSOP A50 ETF R Bull CBBC Mar 2015 D	2015/03/13	2015/03/17
64511	UBS AG – HSI R Bull CBBC Aug 2015 Q	2015/03/16	2015/03/17
64491	J P Morgan SP BV – HSI R Bull CBBC Oct 2015 M	2015/03/16	2015/03/17
64492	SGA Societe Generale Acceptance N.V.-HSI R Bull CBBC Oct15 M	2015/03/16	2015/03/17
64490	J P Morgan SP BV – HSI R Bull CBBC Sep 2015 V	2015/03/16	2015/03/17
64510	UBS AG – HSI R Bull CBBC Sep 2015 J	2015/03/16	2015/03/17
64524	J P Morgan SP BV – HSI R Bear CBBC Jun 2015 G	2015/03/16	2015/03/17
64516	BNP Paribas Arbit Issu B.V. – HSI R Bull CBBC Nov 2015 P	2015/03/16	2015/03/17
64549	UBS AG – HSI R Bear CBBC Jun 2015 W	2015/03/16	2015/03/17
64523	Standard Chartered Bank – HSI R Bull CBBC Jun 2015 L	2015/03/16	2015/03/17
62482	HK Bank – CNOOC R Bull CBBC Nov 2015 D	2015/03/16	2015/03/17
62348	HK Bank – CUni R Bull CBBC Jan 2016 A	2015/03/16	2015/03/17
64540	Credit Suisse AG – HSI R Bear CBBC Jun 2015 K	2015/03/16	2015/03/17
64672	Standard Chartered Bank – Kingsoft R Bear CBBC Mar 2015 C	2015/03/16	2015/03/18
64518	Standard Chartered Bank – HSI R Bull CBBC Jun 2015 S	2015/03/16	2015/03/17
64507	Credit Suisse AG – HSI R Bull CBBC Jul 2015 Y	2015/03/16	2015/03/17
64513	BNP Paribas Arbit Issu B.V. – HSI R Bull CBBC Nov 2015 O	2015/03/16	2015/03/17
64509	Credit Suisse AG – HSI R Bull CBBC Jul 2015 V	2015/03/16	2015/03/17
63156	Standard Chartered Bank – Kingsoft R Bear CBBC Mar 2015 A	2015/03/16	2015/03/18
64506	Credit Suisse AG – HSI R Bull CBBC Jul 2015 W	2015/03/16	2015/03/17
64535	SGA Societe Generale Acceptance N.V.-HSI R Bear CBBC Jun15 U	2015/03/17	2015/03/18
64567	BNP Paribas Arbit Issu B.V. – HSI R Bear CBBC Jul 2015 I	2015/03/17	2015/03/18
64695	UBS AG – HSI R Bear CBBC Jul 2015 P	2015/03/17	2015/03/18
64594	BNP Paribas Arbit Issu B.V. – HSI R Bull CBBC Nov 2015 Q	2015/03/17	2015/03/18
64712	J P Morgan SP BV – HSI R Bear CBBC Jun 2015 I	2015/03/17	2015/03/18
67018	HK Bank – Sands China R Bull CBBC Jul 2015 B	2015/03/17	2015/03/18
64713	BNP Paribas Arbit Issu B.V. – HSI R Bear CBBC Jul 2015 L	2015/03/17	2015/03/18
62780	HK Bank – Wharf Holdings R Bull CBBC Jul 2015 A	2015/03/17	2015/03/18
64714	Standard Chartered Bank – HSI R Bear CBBC Jun 2015 Q	2015/03/17	2015/03/18
64548	UBS AG – HSI R Bear CBBC Jul 2015 N	2015/03/17	2015/03/18
64692	UBS AG – HSI R Bear CBBC Jul 2015 O	2015/03/17	2015/03/18
64538	Credit Suisse AG – HSI R Bear CBBC Jun 2015 Z	2015/03/17	2015/03/18
61998	HK Bank – A50 R Bear CBBC Oct 2015 D	2015/03/17	2015/03/18
66702	Citigroup Global Mkt H Inc. – Ping An R Bull CBBC Mar 2015 A	2015/03/17	2015/03/19
64551	BNP Paribas Arbit Issu B.V. – HSI R Bear CBBC Jul 2015 E	2015/03/17	2015/03/18
64624	Credit Suisse AG – HSI R Bull CBBC Sep 2015 K	2015/03/17	2015/03/18
64613	UBS AG – HSI R Bull CBBC Sep 2015 K	2015/03/17	2015/03/18
68831	HK Bank – China Mobile R Bull CBBC Mar 2015 B	2015/03/17	2015/03/19
64689	Credit Suisse AG – HSI R Bear CBBC Jul 2015 J	2015/03/17	2015/03/18
64620	Credit Suisse AG – HSI R Bull CBBC Sep 2015 J	2015/03/17	2015/03/18
64602	J P Morgan SP BV – HSI R Bull CBBC Oct 2015 N	2015/03/17	2015/03/18
64606	UBS AG – HSI R Bull CBBC Jul 2015 R	2015/03/17	2015/03/18
64605	UBS AG – HSI R Bull CBBC Aug 2015 Y	2015/03/17	2015/03/18
64630	SGA Societe Generale Acceptance N.V.-HSI R Bull CBBC Nov15 N	2015/03/17	2015/03/18
64648	Standard Chartered Bank – HSI R Bear CBBC Jun 2015 P	2015/03/17	2015/03/18
64688	Credit Suisse AG – HSI R Bear CBBC Jul 2015 I	2015/03/17	2015/03/18
60402	UBS AG – Sands China R Bull CBBC Aug 2015 A	2015/03/17	2015/03/18
64604	J P Morgan SP BV – HSI R Bull CBBC Nov 2015 E	2015/03/17	2015/03/18
64830	J P Morgan SP BV – HSI R Bear CBBC Jun 2015 J	2015/03/18	2015/03/19
64796	Credit Suisse AG – HSI R Bear CBBC Jun 2015 D	2015/03/18	2015/03/19
64805	UBS AG – HSI R Bear CBBC Jul 2015 Q	2015/03/18	2015/03/19
64806	UBS AG – HSI R Bear CBBC Jul 2015 R	2015/03/18	2015/03/19
64807	UBS AG – HSI R Bear CBBC Aug 2015 A	2015/03/18	2015/03/19
64570	HK Bank – HSI R Bear CBBC Oct 2015 K	2015/03/18	2015/03/19
64811	BNP Paribas Arbit Issu B.V. – HSI R Bear CBBC Jul 2015 M	2015/03/18	2015/03/19
64690	UBS AG – HSI R Bear CBBC Jun 2015 X	2015/03/18	2015/03/19

List of expired CBBC, 2015 (continued)

Code	CBBC	Last trading date	Delisted date
64813	SGA Societe Generale Acceptance N.V.-HSI R Bear CBBC Jun15 Y	2015/03/18	2015/03/19
64831	J P Morgan SP BV – HSI R Bear CBBC Jun 2015 K	2015/03/18	2015/03/19
64815	SGA Societe Generale Acceptance N.V.-HSI R Bear CBBC Jul15 N	2015/03/18	2015/03/19
64384	UBS AG – HSI R Bear CBBC Jun 2015 U	2015/03/18	2015/03/19
64362	Credit Suisse AG – HSI R Bear CBBC Jul 2015 F	2015/03/18	2015/03/19
64369	J P Morgan SP BV – HSI R Bear CBBC Jun 2015 B	2015/03/18	2015/03/19
64784	Credit Suisse AG – HSI R Bear CBBC Jun 2015 B	2015/03/18	2015/03/19
60010	HK Bank – CSOP A50 ETF R Bear CBBC Sep 2015 D	2015/03/18	2015/03/19
64527	J P Morgan SP BV – HSI R Bear CBBC Jul 2015 F	2015/03/18	2015/03/19
61559	J P Morgan SP BV – CSOP A50 ETF R Bear CBBC Jun 2015 A	2015/03/18	2015/03/19
64392	BNP Paribas Arbit Issu B.V. – HSI R Bear CBBC Jul 2015 D	2015/03/18	2015/03/19
64536	SGA Societe Generale Acceptance N.V.-HSI R Bear CBBC Jun15 V	2015/03/18	2015/03/19
62874	Standard Chartered Bank – CSOP A50 ETF R Bear CBBC Oct 2015 A	2015/03/18	2015/03/19
61568	J P Morgan SP BV – A50 China R Bear CBBC Jun 2015 A	2015/03/18	2015/03/19
64322	UBS AG – HSCEI R Bear CBBC Jun 2015 D	2015/03/18	2015/03/19
64706	J P Morgan SP BV – HSI R Bear CBBC Jul 2015 H	2015/03/18	2015/03/19
64812	Standard Chartered Bank – HSI R Bear CBBC Jun 2015 R	2015/03/18	2015/03/19
64783	Credit Suisse AG – HSI R Bear CBBC Jun 2015 P	2015/03/18	2015/03/19
64487	J P Morgan SP BV – HSCEI R Bear CBBC Jun 2015 A	2015/03/18	2015/03/19
64633	SGA Societe Generale Acceptance N.V.-HSI R Bear CBBC Jun15 X	2015/03/18	2015/03/19
64719	HK Bank – HSCEI R Bear CBBC Oct 2015 F	2015/03/18	2015/03/19
64475	UBS AG – HSI R Bear CBBC Jun 2015 O	2015/03/18	2015/03/19
64720	HK Bank – CSOP A50 ETF R Bear CBBC Feb 2016 C	2015/03/18	2015/03/19
64717	HK Bank – HSI R Bear CBBC Oct 2015 M	2015/03/18	2015/03/19
64458	Credit Suisse AG – HSI R Bear CBBC Jun 2015 A	2015/03/18	2015/03/19
64759	SGA Societe Generale Acceptance N.V.-HSI R Bear CBBC Jul15 M	2015/03/18	2015/03/19
64686	Credit Suisse AG – HSI R Bear CBBC Jul 2015 H	2015/03/18	2015/03/19
64728	HK Bank – A50 R Bear CBBC Feb 2016 D	2015/03/18	2015/03/19
64375	J P Morgan SP BV – HSI R Bear CBBC Jun 2015 D	2015/03/19	2015/03/20
64865	UBS AG – HSI R Bear CBBC Jun 2015 J	2015/03/19	2015/03/20
64383	UBS AG – HSI R Bear CBBC Jul 2015 J	2015/03/19	2015/03/20
64911	Macquarie Bank Ltd. – HSI R Bear CBBC Jul 2015 C	2015/03/19	2015/03/20
64249	BNP Paribas Arbit Issu B.V. – HSI R Bear CBBC Jul 2015 X	2015/03/19	2015/03/20
64269	Credit Suisse AG – HSI R Bear CBBC Jun 2015 U	2015/03/19	2015/03/20
64537	Credit Suisse AG – HSI R Bear CBBC Jun 2015 Y	2015/03/19	2015/03/20
64381	UBS AG – HSI R Bear CBBC Jun 2015 S	2015/03/19	2015/03/20
64916	Macquarie Bank Ltd. – HSI R Bear CBBC Jul 2015 D	2015/03/19	2015/03/20
64683	Credit Suisse AG – HSI R Bear CBBC Jul 2015 G	2015/03/19	2015/03/20
63799	UBS AG – Tencent R Bear CBBC Jul 2015 A	2015/03/19	2015/03/20
64704	J P Morgan SP BV – HSI R Bear CBBC Jun 2015 H	2015/03/19	2015/03/20
61301	Credit Suisse AG – TCH R Bear CBBC Jun 2015 A	2015/03/19	2015/03/20
64360	SGA Societe Generale Acceptance N.V.-HSI R Bear CBBC Jun15 S	2015/03/19	2015/03/20
64667	UBS AG – Tencent R Bear CBBC Jul 2015 B	2015/03/19	2015/03/20
64935	J P Morgan SP BV – HSI R Bear CBBC Jun 2015 T	2015/03/19	2015/03/20
64545	UBS AG – HSI R Bear CBBC Jun 2015 E	2015/03/19	2015/03/20
64546	UBS AG – HSI R Bear CBBC Jul 2015 M	2015/03/19	2015/03/20
64356	Standard Chartered Bank – HSI R Bear CBBC Jun 2015 M	2015/03/19	2015/03/20
64361	Credit Suisse AG – HSI R Bear CBBC Jul 2015 E	2015/03/19	2015/03/20
61238	HK Bank – TCH R Bear CBBC Oct 2015 F	2015/03/19	2015/03/20
64685	Credit Suisse AG – HSI R Bear CBBC Jul 2015 A	2015/03/19	2015/03/20
64340	BNP Paribas Arbit Issu B.V. – HSI R Bear CBBC Jul 2015 Z	2015/03/19	2015/03/20
64329	Credit Suisse AG – HSI R Bear CBBC Jul 2015 C	2015/03/19	2015/03/20
67986	HK Bank – TCH R Bear CBBC Apr 2015 A	2015/03/19	2015/03/20
64451	SGA Societe Generale Acceptance N.V.-HSI R Bear CBBC Jul15 K	2015/03/19	2015/03/20
64455	Credit Suisse AG – HSI R Bear CBBC Jun 2015 M	2015/03/19	2015/03/20
64397	HK Bank – HSI R Bear CBBC Dec 2015 F	2015/03/19	2015/03/20
64395	HK Bank – HSI R Bear CBBC Oct 2015 J	2015/03/19	2015/03/20
61018	J P Morgan SP BV – Tencent R Bear CBBC Jul 2015 A	2015/03/19	2015/03/20
64394	HK Bank – HSCEI R Bear CBBC Nov 2015 E	2015/03/19	2015/03/20
64285	SGA Societe Generale Acceptance N.V.-HSI R Bear CBBC Jun15 N	2015/03/19	2015/03/20
64457	Credit Suisse AG – HSI R Bear CBBC Jun 2015 V	2015/03/19	2015/03/20
64288	Standard Chartered Bank – HSI R Bear CBBC Jun 2015 L	2015/03/19	2015/03/20
64715	HK Bank – China Mobile R Bear CBBC Nov 2015 C	2015/03/19	2015/03/20
64471	UBS AG – HSI R Bear CBBC Jul 2015 L	2015/03/19	2015/03/20
64481	J P Morgan SP BV – HSI R Bear CBBC Jun 2015 F	2015/03/19	2015/03/20
64833	J P Morgan SP BV – HSI R Bear CBBC Jul 2015 I	2015/03/19	2015/03/20
64330	Credit Suisse AG – HSI R Bear CBBC Jul 2015 D	2015/03/19	2015/03/20
64390	BNP Paribas Arbit Issu B.V. – HSI R Bear CBBC Jul 2015 C	2015/03/19	2015/03/20
64284	UBS AG – HSI R Bear CBBC Jul 2015 H	2015/03/19	2015/03/20
64836	J P Morgan SP BV – HSI R Bear CBBC Jun 2015 L	2015/03/19	2015/03/20
64274	J P Morgan SP BV – HSI R Bear CBBC Jun 2015 Y	2015/03/19	2015/03/20
64837	Credit Suisse AG – HSI R Bear CBBC Aug 2015 I	2015/03/19	2015/03/20
64389	Standard Chartered Bank – HSI R Bear CBBC Jun 2015 O	2015/03/19	2015/03/20
64838	Credit Suisse AG – HSI R Bear CBBC Aug 2015 J	2015/03/19	2015/03/20
64843	Credit Suisse AG – HSI R Bear CBBC Aug 2015 K	2015/03/19	2015/03/20
64316	SGA Societe Generale Acceptance N.V.-HSI R Bear CBBC Jul15 J	2015/03/19	2015/03/20
64464	UBS AG – HSI R Bear CBBC Jun 2015 T	2015/03/19	2015/03/20
63068	Citigroup Global Mkt H Inc. – TCH R Bear CBBC Apr 2015 D	2015/03/19	2015/03/20
62892	Standard Chartered Bank – TCH R Bear CBBC Aug 2015 A	2015/03/19	2015/03/20
62929	UBS AG – Tencent R Bear CBBC Apr 2015 D	2015/03/19	2015/03/20
63192	HK Bank – TCH R Bear CBBC Jun 2015 B	2015/03/19	2015/03/20
62810	HK Bank – TCH R Bear CBBC Aug 2015 D	2015/03/19	2015/03/20
62809	HK Bank – TCH R Bear CBBC Aug 2015 C	2015/03/19	2015/03/20
63074	Bank of East Asia – TCH R Bear CBBC Sep 2015 A	2015/03/19	2015/03/20
69570	Credit Suisse AG – CSOP A50 ETF R Bear CBBC May 2015 B	2015/03/19	2015/03/20
60711	SGA Societe Generale Acceptance N.V.-TCH R Bear CBBC Nov15 A	2015/03/19	2015/03/20
68703	HK Bank – TCH R Bear CBBC Oct 2015 C	2015/03/19	2015/03/20

List of expired CBBC, 2015 (continued)

Code	CBBC	Last trading date	Delisted date
60709	SGA Societe Generale Acceptance N.V. -TCH R Bear CBBC Sep15A	2015/03/19	2015/03/20
62725	Citigroup Global Mkt H Inc. - Kingsoft R Bear CBBC Mar 15 F	2015/03/20	2015/03/24
65026	UBS AG - HSI R Bear CBBC Jul 2015 S	2015/03/20	2015/03/23
67895	Credit Suisse AG - Ping An R Bear CBBC Apr 2015 A	2015/03/20	2015/03/23
65020	J P Morgan SP BV - HSI R Bear CBBC Jul 2015 J	2015/03/20	2015/03/23
65017	Credit Suisse AG - HSI R Bear CBBC Aug 2015 M	2015/03/20	2015/03/23
67745	Standard Chartered Bank - Ping An R Bear CBBC Aug 2015 C	2015/03/20	2015/03/23
68116	UBS AG - HSBC R Bear CBBC Mar 2015 A	2015/03/20	2015/03/24
64888	UBS AG - CSOP A50 ETF R Bull CBBC Mar 2015 G	2015/03/20	2015/03/24
65004	Credit Suisse AG - HSI R Bear CBBC Aug 2015 L	2015/03/20	2015/03/23
65049	J P Morgan SP BV - HSI R Bear CBBC Jul 2015 K	2015/03/20	2015/03/23
64983	Credit Suisse AG - HSCEI R Bear CBBC Jun 2015 A	2015/03/20	2015/03/23
64954	HK Bank - HSI R Bear CBBC Nov 2015 J	2015/03/20	2015/03/23
67965	HK Bank - Ping An R Bear CBBC Nov 2015 C	2015/03/20	2015/03/23
61302	Credit Suisse AG - TCH R Bear CBBC Jun 2015 B	2015/03/20	2015/03/23
64947	HK Bank - TCH R Bear CBBC Nov 2015 C	2015/03/20	2015/03/23
69573	Credit Suisse AG - A50 China R Bear CBBC May 2015 B	2015/03/20	2015/03/23
65881	UBS AG - Ping An R Bear CBBC May 2015 B	2015/03/20	2015/03/23
63938	Standard Chartered Bank - HKEx R Bull CBBC Mar 2015 B	2015/03/20	2015/03/24
60712	SGA Societe Generale Acceptance N.V. -TCH R Bear CBBC Oct15B	2015/03/20	2015/03/23
62991	HK Bank - TCH R Bear CBBC Jul 2015 M	2015/03/20	2015/03/23
60650	Standard Chartered Bank - TCH R Bear CBBC Aug 2015 C	2015/03/20	2015/03/23
64723	UBS AG - A50 China R Bull CBBC Mar 2015 F	2015/03/20	2015/03/24
61896	SGA Societe Generale Acceptance N.V.-CSA50 R Bear CBBC Oct15A	2015/03/20	2015/03/23
60009	HK Bank - A50 R Bear CBBC Nov 2015 H	2015/03/20	2015/03/23
61244	UBS AG - HKEx R Bear CBBC Mar 2015 A	2015/03/20	2015/03/24
65133	Credit Suisse AG - HSI R Bear CBBC Sep 2015 D	2015/03/23	2015/03/24
64534	J P Morgan SP BV - HSI R Bear CBBC Jul 2015 G	2015/03/23	2015/03/24
64283	UBS AG - HSI R Bear CBBC Jun 2015 V	2015/03/23	2015/03/24
65166	J P Morgan SP BV - HSI R Bear CBBC Jun 2015 M	2015/03/23	2015/03/24
65179	J P Morgan SP BV - HSI R Bear CBBC Jun 2015 P	2015/03/23	2015/03/24
64266	Credit Suisse AG - HSI R Bear CBBC Jun 2015 L	2015/03/23	2015/03/24
68653	SGA Societe Generale Acceptance NV-PingAn R Bear CBBC Sep15A	2015/03/23	2015/03/24
65072	Credit Suisse AG - HSI R Bear CBBC Sep 2015 B	2015/03/23	2015/03/24
63333	Standard Chartered Bank - HKEx R Bear CBBC Mar 2015 D	2015/03/23	2015/03/25
65103	UBS AG - HSI R Bear CBBC Jul 2015 V	2015/03/23	2015/03/24
65077	UBS AG - HSI R Bear CBBC Jul 2015 U	2015/03/23	2015/03/24
61401	HK Bank - Kingsoft R Bear CBBC Aug 2015 A	2015/03/24	2015/03/25
65381	UBS AG - HSI R Bear CBBC Jul 2015 W	2015/03/24	2015/03/25
65373	BNP Paribas Arbit Issu B.V. - HSI R Bear CBBC Jul 2015 O	2015/03/24	2015/03/25
65369	BNP Paribas Arbit Issu B.V. - HSI R Bear CBBC Jul 2015 N	2015/03/24	2015/03/25
65367	Credit Suisse AG - HSI R Bear CBBC Sep 2015 E	2015/03/24	2015/03/25
65410	Credit Suisse AG - HSI R Bear CBBC Sep 2015 G	2015/03/24	2015/03/25
65439	UBS AG - HSI R Bear CBBC Jul 2015 X	2015/03/24	2015/03/25
65447	J P Morgan SP BV - HSI R Bear CBBC Jun 2015 Q	2015/03/24	2015/03/25
65366	Standard Chartered Bank - CSOP A50 ETF R Bull CBBC Mar 2015A	2015/03/24	2015/03/26
65290	SGA Societe Generale Acceptance N.V.-HSI R Bear CBBC Aug 15A	2015/03/24	2015/03/25
64275	J P Morgan SP BV - HSI R Bear CBBC Jun 2015 Z	2015/03/25	2015/03/26
64634	SGA Societe Generale Acceptance N.V.-HSI R Bear CBBC Jul15 L	2015/03/25	2015/03/26
64259	BNP Paribas Arbit Issu B.V. - HSI R Bear CBBC Jul 2015 Y	2015/03/25	2015/03/26
65485	HK Bank - Sands China R Bear CBBC Dec 2015 A	2015/03/25	2015/03/26
68832	HK Bank - China Mobile R Bull CBBC Mar 2015 C	2015/03/25	2015/03/27
65496	J P Morgan SP BV - HSI R Bear CBBC Jun 2015 G	2015/03/25	2015/03/26
65542	J P Morgan SP BV - HSI R Bear CBBC Jun 2015 I	2015/03/25	2015/03/26
65448	J P Morgan SP BV - HSI R Bear CBBC Jul 2015 L	2015/03/25	2015/03/26
65601	Credit Suisse AG - HSI R Bear CBBC Jun 2015 K	2015/03/25	2015/03/26
65515	UBS AG - HSI R Bear CBBC Jul 2015 Z	2015/03/25	2015/03/26
64328	Credit Suisse AG - HSI R Bear CBBC Jul 2015 Z	2015/03/25	2015/03/26
65509	UBS AG - HSI R Bear CBBC Jul 2015 Y	2015/03/25	2015/03/26
65561	SGA Societe Generale Acceptance N.V.-HSI R Bear CBBC Aug15 B	2015/03/25	2015/03/26
65576	UBS AG - HSI R Bear CBBC Jun 2015 Y	2015/03/25	2015/03/26
65554	BNP Paribas Arbit Issu B.V. - HSI R Bear CBBC Jul 2015 K	2015/03/25	2015/03/26
64388	Standard Chartered Bank - HSI R Bear CBBC Jun 2015 N	2015/03/25	2015/03/26
65608	Credit Suisse AG - HSI R Bear CBBC Jul 2015 S	2015/03/25	2015/03/26
64459	UBS AG - HSI R Bear CBBC Jul 2015 K	2015/03/25	2015/03/26
65614	Credit Suisse AG - HSI R Bear CBBC Aug 2015 O	2015/03/25	2015/03/26
65714	J P Morgan SP BV - HSI R Bear CBBC Jun 2015 B	2015/03/26	2015/03/27
65735	SGA Societe Generale Acceptance N.V.-HSI R Bear CBBC Jul15 O	2015/03/26	2015/03/27
65834	UBS AG - HSI R Bear CBBC Jun 2015 W	2015/03/26	2015/03/27
65821	UBS AG - HSI R Bear CBBC Jul 2015 B	2015/03/26	2015/03/27
65401	Standard Chartered Bank - CSOP A50 ETF R Bull CBBC Mar 2015C	2015/03/26	2015/03/30
65819	Credit Suisse AG - HSI R Bear CBBC Jun 2015 D	2015/03/26	2015/03/27
65813	Credit Suisse AG - HSI R Bear CBBC Jun 2015 B	2015/03/26	2015/03/27
65567	UBS AG - HSCEI R Bull CBBC Oct 2015 C	2015/03/26	2015/03/27
65805	Credit Suisse AG - HSI R Bear CBBC Jun 2015 A	2015/03/26	2015/03/27
65749	SGA Societe Generale Acceptance N.V.-HSI R Bear CBBC Jul15 P	2015/03/26	2015/03/27
65757	SGA Societe Generale Acceptance N.V.-HSI R Bear CBBC Jul15 Q	2015/03/26	2015/03/27
65839	UBS AG - HSI R Bear CBBC Jun 2015 O	2015/03/26	2015/03/27
65779	Credit Suisse AG - HSCEI R Bull CBBC Oct 2015 B	2015/03/26	2015/03/27
65802	Credit Suisse AG - HSI R Bear CBBC Jun 2015 Z	2015/03/26	2015/03/27
68281	Standard Chartered Bank - Sinopec Corp R Bear CBBC Mar 2015A	2015/03/26	2015/03/30
61852	HK Bank - CPIC R Bull CBBC Jul 2015 A	2015/03/26	2015/03/27
66045	BNP Paribas Arbit Issu B.V. - HSI R Bear CBBC Jul 2015 J	2015/03/26	2015/03/27
65967	UBS AG - HSI R Bull CBBC Oct 2015 I	2015/03/26	2015/03/27
65955	Credit Suisse AG - HSI R Bull CBBC Aug 2015 R	2015/03/26	2015/03/27
65856	BNP Paribas Arbit Issu B.V. - HSI R Bull CBBC Nov 2015 Z	2015/03/26	2015/03/27
65998	J P Morgan SP BV - HSI R Bear CBBC Jun 2015 J	2015/03/26	2015/03/27

List of expired CBBC, 2015 (continued)

Code	CBBC	Last trading date	Delisted date
65842	SGA Societe Generale Acceptance N.V.-HSI R Bull CBBC Nov15 S	2015/03/26	2015/03/27
66025	J P Morgan SP BV – HSI R Bull CBBC Dec 2015 J	2015/03/26	2015/03/27
66358	Goldman Sachs SP (Asia) – HSI R Bull CBBC Mar 2015 K	2015/03/27	2015/03/31
62023	UBS AG – HSI R Bear CBBC Mar 2015 V	2015/03/27	2015/03/31
62961	Goldman Sachs SP (Asia) – HSI R Bear CBBC Mar 2015 F	2015/03/27	2015/03/31
63262	Standard Chartered Bank – Galaxy Ent R Bear CBBC Mar 2015 A	2015/03/27	2015/03/31
62963	Goldman Sachs SP (Asia) – HSI R Bear CBBC Mar 2015 G	2015/03/27	2015/03/31
60445	Credit Suisse AG – HSI R Bear CBBC Mar 2015 E	2015/03/27	2015/03/31
62964	Goldman Sachs SP (Asia) – HSI R Bear CBBC Mar 2015 H	2015/03/27	2015/03/31
66549	Goldman Sachs SP (Asia) – HSI R Bull CBBC Mar 2015 N	2015/03/27	2015/03/31
60443	Credit Suisse AG – HSI R Bear CBBC Mar 2015 D	2015/03/27	2015/03/31
62123	HK Bank – HSI R Bear CBBC Mar 2015 L	2015/03/27	2015/03/31
66507	Goldman Sachs SP (Asia) – HSI R Bull CBBC Mar 2015 L	2015/03/27	2015/03/31
62905	UBS AG – HSI R Bear CBBC Mar 2015 K	2015/03/27	2015/03/31
60438	Credit Suisse AG – HSI R Bear CBBC Mar 2015 C	2015/03/27	2015/03/31
66505	Credit Suisse AG – HSI R Bull CBBC Aug 2015 A	2015/03/27	2015/03/30
62022	UBS AG – HSI R Bear CBBC Mar 2015 U	2015/03/27	2015/03/31
61065	UBS AG – CKH R Bear CBBC Mar 2015 B	2015/03/27	2015/03/31
66508	Goldman Sachs SP (Asia) – HSI R Bull CBBC Mar 2015 M	2015/03/27	2015/03/31
61297	Credit Suisse AG – HSI R Bear CBBC Mar 2015 J	2015/03/27	2015/03/31
62044	SGA Societe Generale Acceptance N.V.-HSI R Bear CBBC Mar15 A	2015/03/27	2015/03/31
68312	UBS AG – HSI R Bull CBBC Mar 2015 C	2015/03/27	2015/03/31
64297	HK Bank – Lenovo R Bull CBBC Mar 2015 B	2015/03/27	2015/03/31
66114	Goldman Sachs SP (Asia) – HSI R Bear CBBC Mar 2015 U	2015/03/27	2015/03/31
60905	HK Bank – HSI R Bull CBBC Mar 2015 A	2015/03/27	2015/03/31
60493	UBS AG – HSI R Bear CBBC Mar 2015 E	2015/03/27	2015/03/31
66585	Standard Chartered Bank – HSI R Bull CBBC Mar 2015 X	2015/03/27	2015/03/31
69109	J P Morgan SP BV – HSI R Bull CBBC Mar 2015 D	2015/03/27	2015/03/31
66583	Standard Chartered Bank – HSI R Bull CBBC Mar 2015 V	2015/03/27	2015/03/31
60446	Credit Suisse AG – HSI R Bear CBBC Mar 2015 F	2015/03/27	2015/03/31
61296	Credit Suisse AG – HSI R Bear CBBC Mar 2015 I	2015/03/27	2015/03/31
61294	Credit Suisse AG – HSI R Bear CBBC Mar 2015 H	2015/03/27	2015/03/31
69154	J P Morgan SP BV – HSI R Bull CBBC Mar 2015 E	2015/03/27	2015/03/31
62184	SGA Societe Generale Acceptance N.V.-HSI R Bear CBBC Mar15 P	2015/03/27	2015/03/31
62183	SGA Societe Generale Acceptance N.V.-HSI R Bear CBBC Mar15 O	2015/03/27	2015/03/31
61342	HK Bank – HSI R Bull CBBC Mar 2015 B	2015/03/27	2015/03/31
68509	UBS AG – HSI R Bull CBBC Mar 2015 D	2015/03/27	2015/03/31
68948	J P Morgan SP BV – HSI R Bull CBBC Mar 2015 C	2015/03/27	2015/03/31
66584	Standard Chartered Bank – HSI R Bull CBBC Mar 2015 W	2015/03/27	2015/03/31
66616	J P Morgan SP BV – HSI R Bear CBBC Jun 2015 D	2015/03/27	2015/03/30
68646	UBS AG – HSI R Bull CBBC Mar 2015 E	2015/03/27	2015/03/31
65507	Credit Suisse AG – HSI R Bear CBBC Mar 2015 K	2015/03/27	2015/03/31
68793	J P Morgan SP BV – HSI R Bull CBBC Mar 2015 B	2015/03/27	2015/03/31
68792	J P Morgan SP BV – HSI R Bull CBBC Mar 2015 A	2015/03/27	2015/03/31
61748	UBS AG – HSI R Bear CBBC Mar 2015 R	2015/03/27	2015/03/31
69814	UBS AG – HSI R Bear CBBC Mar 2015 B	2015/03/27	2015/03/31
66659	UBS AG – HSI R Bear CBBC Jun 2015 U	2015/03/27	2015/03/30
60392	UBS AG – HSI R Bull CBBC Mar 2015 N	2015/03/27	2015/03/31
66632	BNP Paribas Arbit Issu B.V. – HSI R Bear CBBC Jul 2015 P	2015/03/27	2015/03/30
65512	Credit Suisse AG – HSI R Bear CBBC Mar 2015 L	2015/03/27	2015/03/31
62243	UBS AG – HSI R Bear CBBC Mar 2015 F	2015/03/27	2015/03/31
66163	UBS AG – HSI R Bear CBBC Jun 2015 S	2015/03/27	2015/03/30
60747	Credit Suisse AG – HSI R Bear CBBC Mar 2015 G	2015/03/27	2015/03/31
69915	SGA Societe Generale Acceptance N.V.-A50 R Bull CBBC Mar15 A	2015/03/27	2015/03/31
69917	SGA Societe Generale Acceptance N.V.-A50 R Bull CBBC Mar15 B	2015/03/27	2015/03/31
66516	UBS AG – HSI R Bull CBBC Sep 2015 R	2015/03/27	2015/03/30
66514	Credit Suisse AG – HSI R Bear CBBC Jun 2015 P	2015/03/27	2015/03/30
69931	UBS AG – HSI R Bear CBBC Mar 2015 D	2015/03/27	2015/03/31
66636	Credit Suisse AG – HSI R Bear CBBC Aug 2015 P	2015/03/27	2015/03/30
69530	Credit Suisse AG – HSI R Bear CBBC Mar 2015 B	2015/03/27	2015/03/31
66529	SGA Societe Generale Acceptance N.V.-HSI R Bear CBBC Aug15 C	2015/03/27	2015/03/30
65743	Standard Chartered Bank – HSI R Bear CBBC Mar 2015 H	2015/03/27	2015/03/31
68279	UBS AG – HSI R Bull CBBC Mar 2015 B	2015/03/27	2015/03/31
65739	Standard Chartered Bank – HSI R Bear CBBC Mar 2015 G	2015/03/27	2015/03/31
69752	HK Bank – HSI R Bear CBBC Mar 2015 I	2015/03/27	2015/03/31
65339	HK Bank – Sands China R Bear CBBC Mar 2015 A	2015/03/27	2015/03/31
69615	HK Bank – CSOP A50 ETF R Bull CBBC Mar 2015 C	2015/03/27	2015/03/31
69618	HK Bank – A50 R Bull CBBC Mar 2015 F	2015/03/27	2015/03/31
69523	Credit Suisse AG – HSI R Bear CBBC Mar 2015 A	2015/03/27	2015/03/31
67550	HK Bank – A50 R Bull CBBC Mar 2015 D	2015/03/27	2015/03/31
69751	HK Bank – HSI R Bear CBBC Mar 2015 H	2015/03/27	2015/03/31
66111	HK Bank – TCH R Bull CBBC Dec 2015 H	2015/03/27	2015/03/30
67551	HK Bank – CSOP A50 ETF R Bull CBBC Mar 2015 B	2015/03/27	2015/03/31
68015	HK Bank – China Mobile R Bull CBBC Mar 2015 A	2015/03/27	2015/03/31
63719	Credit Suisse AG – HKEx R Bear CBBC Jul 2015 A	2015/03/30	2015/03/31
65271	HK Bank – HKEx R Bear CBBC Dec 2015 A	2015/03/30	2015/03/31
64193	Credit Suisse AG – CSOP A50 ETF R Bull CBBC Mar 2015 C	2015/03/30	2015/04/01
69476	SGA Societe Generale Acceptance N.V.-CSA50 R Bear CBBC Sep15B	2015/03/30	2015/03/31
63724	Credit Suisse AG – HKEx R Bear CBBC Jul 2015 B	2015/03/30	2015/03/31
63797	UBS AG – HSI R Bear CBBC Jun 2015 D	2015/03/30	2015/03/31
65711	HK Bank – China Mobile R Bull CBBC Nov 2015 F	2015/03/30	2015/03/31
66326	J P Morgan SP BV – HSI R Bear CBBC Jun 2015 L	2015/03/30	2015/03/31
67749	Standard Chartered Bank – CSOP A50 ETF R Bear CBBC Sep 2015C	2015/03/30	2015/03/31
63709	Credit Suisse AG – HSI R Bear CBBC Jul 2015 R	2015/03/30	2015/03/31
64189	Credit Suisse AG – CSOP A50 ETF R Bull CBBC Mar 2015 B	2015/03/30	2015/04/01
63708	Credit Suisse AG – HSI R Bear CBBC Jul 2015 Q	2015/03/30	2015/03/31
64195	Credit Suisse AG – China Mobile R Bull CBBC Mar 2015 A	2015/03/30	2015/04/01

List of expired CBBC, 2015 (continued)

Code	CBBC	Last trading date	Delisted date
66189	J P Morgan SP BV – HSI R Bear CBBC Jun 2015 H	2015/03/30	2015/03/31
64571	HK Bank – HSI R Bear CBBC Oct 2015 L	2015/03/30	2015/03/31
61943	Standard Chartered Bank – Kingsoft R Bear CBBC Nov 2015 B	2015/03/30	2015/03/31
66261	Credit Suisse AG – HSI R Bear CBBC Jun 2015 U	2015/03/30	2015/03/31
66674	J P Morgan SP BV – HSI R Bear CBBC Jun 2015 F	2015/03/30	2015/03/31
66207	Credit Suisse AG – HSI R Bear CBBC Jun 2015 M	2015/03/30	2015/03/31
66218	UBS AG – HSI R Bear CBBC Jul 2015 D	2015/03/30	2015/03/31
63824	Credit Suisse AG – HSI R Bear CBBC Jun 2015 Q	2015/03/30	2015/03/31
63821	Credit Suisse AG – HSI R Bear CBBC Jun 2015 E	2015/03/30	2015/03/31
63818	UBS AG – HSI R Bear CBBC Jun 2015 C	2015/03/30	2015/03/31
63816	BNP Paribas Arbit Issu B.V. – HSI R Bear CBBC Jul 2015 R	2015/03/30	2015/03/31
63788	J P Morgan SP BV – HSI R Bear CBBC Jun 2015 S	2015/03/30	2015/03/31
63701	HK Bank – HSI R Bear CBBC Nov 2015 H	2015/03/30	2015/03/31
64860	Credit Suisse AG – China Mobile R Bear CBBC Mar 2015 A	2015/03/30	2015/04/01
63306	HK Bank – HKEx R Bear CBBC Jul 2015 D	2015/03/30	2015/03/31
64751	HK Bank – China Life R Bear CBBC Nov 2015 B	2015/03/30	2015/03/31
64378	J P Morgan SP BV – HSI R Bear CBBC Jul 2015 D	2015/03/30	2015/03/31
64282	UBS AG – HSI R Bear CBBC Jun 2015 R	2015/03/30	2015/03/31
65059	SGA Societe Generale Acceptance NV -HSCEI R Bear CBBC Aug15C	2015/03/30	2015/03/31
64345	Macquarie Bank Ltd. – HSI R Bear CBBC Jul 2015 B	2015/03/30	2015/03/31
64036	Credit Suisse AG – HSI R Bear CBBC Jun 2015 F	2015/03/30	2015/03/31
64182	Standard Chartered Bank – HSI R Bear CBBC Jun 2015 J	2015/03/30	2015/03/31
61900	SGA Societe Generale Acceptance N.V. -A50 R Bear CBBC Oct15A	2015/03/30	2015/03/31
64769	HK Bank – CKH R Bear CBBC Apr 2015 D	2015/03/30	2015/03/31
64247	BNP Paribas Arbit Issu B.V. – HSI R Bear CBBC Jul 2015 W	2015/03/30	2015/03/31
64186	Credit Suisse AG – HSI R Bear CBBC Jul 2015 X	2015/03/30	2015/03/31
64181	Credit Suisse AG – HSI R Bear CBBC Jul 2015 W	2015/03/30	2015/03/31
62684	Credit Suisse AG – HKEx R Bull CBBC Mar 2015 B	2015/03/30	2015/04/01
64051	UBS AG – HSI R Bear CBBC Jun 2015 H	2015/03/30	2015/03/31
64052	BNP Paribas Arbit Issu B.V. – HSI R Bear CBBC Jun 2015 Y	2015/03/30	2015/03/31
64057	Standard Chartered Bank – HSI R Bear CBBC Jun 2015 H	2015/03/30	2015/03/31
64260	Credit Suisse AG – HSI R Bear CBBC Jun 2015 J	2015/03/30	2015/03/31
64066	SGA Societe Generale Acceptance N.V.-HSI R Bear CBBC Jun15 M	2015/03/30	2015/03/31
64317	SGA Societe Generale Acceptance N.V.-HSI R Bear CBBC Jun15 R	2015/03/30	2015/03/31
64987	Credit Suisse AG – HSCEI R Bear CBBC Jun 2015 B	2015/03/30	2015/03/31
64276	J P Morgan SP BV – HSI R Bear CBBC Jul 2015 C	2015/03/30	2015/03/31
64287	SGA Societe Generale Acceptance N.V.-HSI R Bear CBBC Jul15 I	2015/03/30	2015/03/31
61488	SGA Societe Generale Acceptance N.V.-HKEx R Bear CBBC Jul15A	2015/03/30	2015/03/31
66259	Credit Suisse AG – CSOP A50 ETF R Bear CBBC Jun 2015 E	2015/03/30	2015/03/31
64208	J P Morgan SP BV – HSI R Bear CBBC Jun 2015 X	2015/03/30	2015/03/31
66630	J P Morgan SP BV – HKEx R Bear CBBC Apr 2015 A	2015/03/30	2015/03/31
64482	J P Morgan SP BV – HSI R Bear CBBC Jul 2015 E	2015/03/30	2015/03/31
64178	Credit Suisse AG – CSOP A50 ETF R Bull CBBC Mar 2015 A	2015/03/30	2015/04/01
64452	Credit Suisse AG – HSI R Bear CBBC Oct 2015 A	2015/03/30	2015/03/31
64242	Credit Suisse AG – HSI R Bear CBBC Jun 2015 H	2015/03/30	2015/03/31
64187	Credit Suisse AG – HSI R Bear CBBC Jul 2015 Y	2015/03/30	2015/03/31
64219	SGA Societe Generale Acceptance N.V.-HSI R Bear CBBC Jul15 H	2015/03/30	2015/03/31
64505	SGA Societe Generale Acceptance N.V.-HSI R Bear CBBC Sep15 B	2015/03/30	2015/03/31
63974	Credit Suisse AG – HSI R Bear CBBC Jul 2015 V	2015/03/30	2015/03/31
68791	HK Bank – CSOP A50 ETF R Bear CBBC Jul 2015 B	2015/03/30	2015/03/31
64380	UBS AG – HSI R Bear CBBC Jul 2015 I	2015/03/30	2015/03/31
64379	UBS AG – HSI R Bear CBBC Jun 2015 M	2015/03/30	2015/03/31
64236	Standard Chartered Bank – HSI R Bear CBBC Jun 2015 K	2015/03/30	2015/03/31
63979	UBS AG – HSI R Bear CBBC Jun 2015 B	2015/03/30	2015/03/31
64194	UBS AG – HSI R Bear CBBC Jun 2015 L	2015/03/30	2015/03/31
64012	J P Morgan SP BV – HSI R Bear CBBC Jun 2015 V	2015/03/30	2015/03/31
64209	J P Morgan SP BV – HSI R Bear CBBC Jul 2015 B	2015/03/31	2015/04/01
62722	HK Bank – A50 R Bear CBBC Feb 2016 C	2015/03/31	2015/04/01
63787	J P Morgan SP BV – HSI R Bear CBBC Jun 2015 R	2015/03/31	2015/04/01
62710	HK Bank – CSOP A50 ETF R Bear CBBC Feb 2016 B	2015/03/31	2015/04/01
66401	UBS AG – HSI R Bear CBBC Jul 2015 E	2015/03/31	2015/04/01
64171	Standard Chartered Bank – HSI R Bear CBBC Jun 2015 I	2015/03/31	2015/04/01
66347	HK Bank – TCH R Bear CBBC Jan 2016 A	2015/03/31	2015/04/01
68297	HK Bank – HSCEI R Bear CBBC Sep 2015 A	2015/03/31	2015/04/01
66397	J P Morgan SP BV – HSI R Bear CBBC Jul 2015 M	2015/03/31	2015/04/01
62765	HK Bank – HKEx R Bear CBBC May 2015 A	2015/03/31	2015/04/01
69230	SGA Societe Generale Acceptance N.V.-CLife R Bear CBBC Nov15A	2015/03/31	2015/04/01
64192	UBS AG – HSI R Bear CBBC Jun 2015 K	2015/03/31	2015/04/01
66400	Credit Suisse AG – HSI R Bear CBBC Jul 2015 O	2015/03/31	2015/04/01
63911	Credit Suisse AG – HSI R Bear CBBC Jul 2015 U	2015/03/31	2015/04/01
63878	BNP Paribas Arbit Issu B.V. – HSI R Bear CBBC Jul 2015 T	2015/03/31	2015/04/01
69542	UBS AG – HSCEI R Bear CBBC May 2015 B	2015/03/31	2015/04/01
66387	SGA Societe Generale Acceptance N.V.-HSI R Bear CBBC Aug15 D	2015/03/31	2015/04/01
63880	UBS AG – HSI R Bear CBBC Jun 2015 F	2015/03/31	2015/04/01
63894	UBS AG – HSI R Bear CBBC Jun 2015 Q	2015/03/31	2015/04/01
68194	Credit Suisse AG – CSOP A50 ETF R Bear CBBC May 2015 A	2015/03/31	2015/04/01
69100	J P Morgan SP BV – HSCEI R Bear CBBC Apr 2015 A	2015/03/31	2015/04/01
63910	Credit Suisse AG – HSI R Bear CBBC Jul 2015 T	2015/03/31	2015/04/01
65302	Credit Suisse AG – HSCEI R Bear CBBC Jun 2015 C	2015/03/31	2015/04/01
63913	J P Morgan SP BV – HSI R Bear CBBC Jun 2015 U	2015/03/31	2015/04/01
64393	HK Bank – HSI R Bear CBBC Nov 2015 I	2015/03/31	2015/04/01
63916	SGA Societe Generale Acceptance N.V.-HSI R Bear CBBC Jun15 L	2015/03/31	2015/04/01
68283	Standard Chartered Bank – HKEx R Bull CBBC Apr 2015 B	2015/03/31	2015/04/02
61028	HK Bank – TCH R Bear CBBC Oct 2015 E	2015/03/31	2015/04/01
66359	HK Bank – TCH R Bear CBBC Dec 2015 C	2015/03/31	2015/04/01
63939	Standard Chartered Bank – China Life R Bear CBBC Nov 2015 A	2015/03/31	2015/04/01
63901	Standard Chartered Bank – HSI R Bear CBBC Jun 2015 G	2015/03/31	2015/04/01

List of expired CBBC, 2015 (continued)

Code	CBBC	Last trading date	Delisted date
64043	UBS AG – HSI R Bear CBBC Jun 2015 Z	2015/03/31	2015/04/01
66016	J P Morgan SP BV – HSI R Bear CBBC Jun 2015 K	2015/03/31	2015/04/01
64111	J P Morgan SP BV – HSI R Bear CBBC Jun 2015 W	2015/03/31	2015/04/01
66404	UBS AG – HSI R Bear CBBC Jul 2015 G	2015/03/31	2015/04/01
61335	Standard Chartered Bank – HSCEI R Bear CBBC May 2015 B	2015/03/31	2015/04/01
63869	BNP Paribas Arbit Issu B.V. – HSI R Bear CBBC Jul 2015 S	2015/03/31	2015/04/01
63825	Credit Suisse AG – HSI R Bear CBBC Jun 2015 R	2015/03/31	2015/04/01
63848	SGA Societe Generale Acceptance N.V.-HSI R Bear CBBC Jul15 G	2015/03/31	2015/04/01
64040	Credit Suisse AG – HSI R Bear CBBC Jun 2015 I	2015/03/31	2015/04/01
64343	Macquarie Bank Ltd. – HSI R Bear CBBC Jul 2015 A	2015/03/31	2015/04/01
64038	Credit Suisse AG – HSI R Bear CBBC Jun 2015 G	2015/03/31	2015/04/01
62149	HK Bank – HSCEI R Bear CBBC May 2015 C	2015/03/31	2015/04/01
66297	UBS AG – CSOP A50 ETF R Bear CBBC Jun 2015 A	2015/03/31	2015/04/01
60931	UBS AG – Tencent R Bear CBBC Jun 2015 A	2015/03/31	2015/04/01
66679	J P Morgan SP BV – HSI R Bear CBBC Jul 2015 N	2015/04/01	2015/04/02
66677	BNP Paribas Arbit Issu B.V. – HSI R Bear CBBC Jul 2015 Q	2015/04/01	2015/04/02
66434	Credit Suisse AG – HSI R Bear CBBC Jul 2015 I	2015/04/01	2015/04/02
66682	UBS AG – HSI R Bear CBBC Jul 2015 T	2015/04/01	2015/04/02
66431	Credit Suisse AG – HSI R Bear CBBC Jul 2015 P	2015/04/01	2015/04/02
66686	UBS AG – HSI R Bear CBBC Jul 2015 N	2015/04/01	2015/04/02
66430	HK Bank – HSI R Bear CBBC Jan 2016 B	2015/04/01	2015/04/02
65322	Bank of East Asia – Galaxy Ent R Bear CBBC Apr 2015 A	2015/04/01	2015/04/08
60664	Standard Chartered Bank – HSI R Bear CBBC Apr 2015 L	2015/04/02	2015/04/08
60562	J P Morgan SP BV – HSI R Bear CBBC Apr 2015 R	2015/04/02	2015/04/08
60758	J P Morgan SP BV – HSI R Bear CBBC May 2015 Q	2015/04/02	2015/04/08
60663	Standard Chartered Bank – HSI R Bear CBBC Apr 2015 K	2015/04/02	2015/04/08
60742	UBS AG – HSI R Bear CBBC Apr 2015 D	2015/04/02	2015/04/08
62691	J P Morgan SP BV – HSI R Bear CBBC May 2015 F	2015/04/02	2015/04/08
65796	HK Bank – HSI R Bear CBBC May 2015 E	2015/04/02	2015/04/08
66718	SGA Societe Generale Acceptance N.V.-HSI R Bear CBBC Aug 15E	2015/04/02	2015/04/08
61989	J P Morgan SP BV – HSI R Bear CBBC May 2015 Z	2015/04/02	2015/04/08
66747	BNP Paribas Arbit Issu B.V. – HSI R Bear CBBC Jul 2015 E	2015/04/02	2015/04/08
68626	Credit Suisse AG – HSI R Bear CBBC Jun 2015 S	2015/04/02	2015/04/08
67599	Credit Suisse AG – HSI R Bear CBBC Jul 2015 K	2015/04/02	2015/04/08
66759	UBS AG – HSI R Bear CBBC Jul 2015 P	2015/04/02	2015/04/08
65581	UBS AG – HSI R Bear CBBC Jul 2015 A	2015/04/02	2015/04/08
65971	HK Bank – Kingsoft R Bear CBBC Jul 2015 A	2015/04/02	2015/04/08
62682	UBS AG – HSI R Bear CBBC May 2015 C	2015/04/02	2015/04/08
66760	J P Morgan SP BV – HSI R Bear CBBC Jul 2015 O	2015/04/02	2015/04/08
66327	J P Morgan SP BV – HSI R Bear CBBC Jun 2015 T	2015/04/02	2015/04/08
68350	SGA Societe Generale Acceptance N.V.-HSI R Bear CBBC Jun15 H	2015/04/02	2015/04/08
65519	Credit Suisse AG – HSI R Bear CBBC Aug 2015 N	2015/04/02	2015/04/08
66761	J P Morgan SP BV – HSI R Bear CBBC Aug 2015 A	2015/04/02	2015/04/08
66762	Credit Suisse AG – HSI R Bear CBBC Jul 2015 F	2015/04/02	2015/04/08
66763	Credit Suisse AG – HSI R Bear CBBC Jul 2015 H	2015/04/02	2015/04/08
67300	HK Bank – HSI R Bear CBBC May 2015 H	2015/04/02	2015/04/08
66753	Credit Suisse AG – HSI R Bear CBBC May 2015 A	2015/04/02	2015/04/08
67742	SGA Societe Generale Acceptance N.V.-HSI R Bear CBBC Jun 15E	2015/04/02	2015/04/08
62626	SGA Societe Generale Acceptance N.V.-HSI R Bear CBBC Apr15 L	2015/04/02	2015/04/08
63564	J P Morgan SP BV – HSI R Bear CBBC Jun 2015 O	2015/04/02	2015/04/08
67672	UBS AG – HSI R Bear CBBC Jun 2015 P	2015/04/02	2015/04/08
68995	BNP Paribas Arbit Issu B.V. – HSI R Bear CBBC Jun 2015 V	2015/04/02	2015/04/08
63551	Credit Suisse AG – HSI R Bear CBBC Apr 2015 Z	2015/04/02	2015/04/08
60517	UBS AG – HSI R Bear CBBC Apr 2015 R	2015/04/02	2015/04/08
60441	Macquarie Bank Ltd. – HSI R Bear CBBC May 2015 F	2015/04/02	2015/04/08
61569	J P Morgan SP BV – HSI R Bear CBBC Jun 2015 E	2015/04/02	2015/04/08
62244	Standard Chartered Bank – HSI R Bear CBBC May 2015 P	2015/04/02	2015/04/08
64035	Credit Suisse AG – HSI R Bear CBBC Sep 2015 A	2015/04/08	2015/04/09
63285	UBS AG – HSI R Bear CBBC May 2015 Y	2015/04/08	2015/04/09
63350	J P Morgan SP BV – HSI R Bear CBBC Jun 2015 N	2015/04/08	2015/04/09
68928	Standard Chartered Bank – HSCEI R Bear CBBC May 2015 A	2015/04/08	2015/04/09
63210	HK Bank – ICBC R Bear CBBC Nov 2015 A	2015/04/08	2015/04/09
68443	BNP Paribas Arbit Issu B.V. – HSI R Bear CBBC Jun 2015 L	2015/04/08	2015/04/09
68440	BNP Paribas Arbit Issu B.V. – HSI R Bear CBBC Jun 2015 K	2015/04/08	2015/04/09
66295	UBS AG – A50 China R Bear CBBC May 2015 B	2015/04/08	2015/04/09
66328	J P Morgan SP BV – HSI R Bear CBBC Jun 2015 Y	2015/04/08	2015/04/09
63287	UBS AG – HSI R Bear CBBC Jun 2015 G	2015/04/08	2015/04/09
66784	UBS AG – HSI R Bear CBBC Jul 2015 Q	2015/04/08	2015/04/09
66851	Credit Suisse AG – HSI R Bear CBBC Aug 2015 R	2015/04/08	2015/04/09
66773	HK Bank – HSI R Bear CBBC Dec 2015 G	2015/04/08	2015/04/09
68615	Credit Suisse AG – TCH R Bear CBBC May 2015 B	2015/04/08	2015/04/09
66376	HK Bank – TCH R Bear CBBC Jan 2016 B	2015/04/08	2015/04/09
66329	J P Morgan SP BV – HSI R Bear CBBC Jun 2015 M	2015/04/08	2015/04/09
68570	BNP Paribas Arbit Issu B.V. – HSI R Bear CBBC Jun 2015 N	2015/04/08	2015/04/09
68569	BNP Paribas Arbit Issu B.V. – HSI R Bear CBBC Jun 2015 M	2015/04/08	2015/04/09
66343	HK Bank – China Mobile R Bear CBBC Nov 2015 D	2015/04/08	2015/04/09
65789	Credit Suisse AG – HSCEI R Bear CBBC Jul 2015 A	2015/04/08	2015/04/09
63289	UBS AG – HSI R Bear CBBC May 2015 G	2015/04/08	2015/04/09
66378	HK Bank – CC Bank R Bear CBBC May 2015 B	2015/04/08	2015/04/09
64026	Credit Suisse AG – HSI R Bear CBBC Aug 2015 F	2015/04/08	2015/04/09
62627	SGA Societe Generale Acceptance N.V.-HSI R Bear CBBC Apr15 M	2015/04/08	2015/04/09
63291	Credit Suisse AG – HSI R Bear CBBC Jun 2015 O	2015/04/08	2015/04/09
68627	Credit Suisse AG – HSI R Bear CBBC Jun 2015 T	2015/04/08	2015/04/09
66855	Credit Suisse AG – HSI R Bear CBBC Aug 2015 S	2015/04/08	2015/04/09
67896	Credit Suisse AG – Ping An R Bear CBBC Apr 2015 B	2015/04/08	2015/04/09
66860	J P Morgan SP BV – HSI R Bear CBBC Jul 2015 P	2015/04/08	2015/04/09
63290	Credit Suisse AG – HSI R Bear CBBC Jun 2015 N	2015/04/08	2015/04/09

List of expired CBBC, 2015 (continued)

Code	CBBC	Last trading date	Delisted date
68547	HK Bank – HSI R Bear CBBC Nov 2015 B	2015/04/08	2015/04/09
61646	UBS AG – HSI R Bear CBBC Jun 2015 A	2015/04/08	2015/04/09
69305	J P Morgan SP BV – CSOP A50 ETF R Bear CBBC May 2015 A	2015/04/08	2015/04/09
69111	HK Bank – HSI R Bear CBBC Nov 2015 C	2015/04/08	2015/04/09
66166	UBS AG – HSI R Bear CBBC Jun 2015 T	2015/04/08	2015/04/09
63476	HK Bank – HSI R Bear CBBC Nov 2015 G	2015/04/08	2015/04/09
61983	SGA Societe Generale Acceptance N.V.-HSI R Bear CBBC Apr15 G	2015/04/08	2015/04/09
69125	Standard Chartered Bank – HSI R Bear CBBC Oct 2015 B	2015/04/08	2015/04/09
65009	UBS AG – ICBC R Bear CBBC May 2015 A	2015/04/08	2015/04/09
69126	Standard Chartered Bank – HSI R Bear CBBC Oct 2015 C	2015/04/08	2015/04/09
62871	Credit Suisse AG – HSI R Bear CBBC Jul 2015 B	2015/04/08	2015/04/09
66555	SGA Societe Generale Acceptance N.V. -TCH R Bear CBBC Nov15B	2015/04/08	2015/04/09
68825	BNP Paribas Arbit Issu B.V. – HSI R Bear CBBC Jun 2015 T	2015/04/08	2015/04/09
69243	SGA Societe Generale Acceptance NV-PingAn R Bear CBBC Nov15A	2015/04/08	2015/04/09
63689	HK Bank – CC Bank R Bear CBBC Feb 2016 A	2015/04/08	2015/04/09
61982	SGA Societe Generale Acceptance N.V.-HSI R Bear CBBC Apr15 F	2015/04/08	2015/04/09
61747	UBS AG – HSI R Bear CBBC Apr 2015 B	2015/04/08	2015/04/09
61944	Standard Chartered Bank – Kingsoft R Bear CBBC Nov 2015 C	2015/04/08	2015/04/09
66660	UBS AG – HSI R Bear CBBC Jun 2015 X	2015/04/08	2015/04/09
66665	UBS AG – HSI R Bear CBBC Jun 2015 E	2015/04/08	2015/04/09
68784	BNP Paribas Arbit Issu B.V. – HSI R Bear CBBC Jun 2015 Q	2015/04/08	2015/04/09
63503	Standard Chartered Bank – HSI R Bear CBBC Jun 2015 F	2015/04/08	2015/04/09
66010	HK Bank – CNOOC R Bear CBBC Jul 2015 C	2015/04/08	2015/04/09
66214	Credit Suisse AG – HSCEI R Bear CBBC Jul 2015 B	2015/04/08	2015/04/09
66124	HK Bank – HSCEI R Bear CBBC May 2015 G	2015/04/08	2015/04/09
63377	Standard Chartered Bank – HSI R Bear CBBC May 2015 I	2015/04/08	2015/04/09
68678	Goldman Sachs SP (Asia) – HSI R Bear CBBC Jun 2015 B	2015/04/08	2015/04/09
63571	J P Morgan SP BV – HSI R Bear CBBC Jul 2015 A	2015/04/08	2015/04/09
62954	J P Morgan SP BV – HSI R Bear CBBC Apr 2015 C	2015/04/08	2015/04/09
66667	UBS AG – HSI R Bear CBBC Jun 2015 J	2015/04/08	2015/04/09
65957	UBS AG – Tencent R Bear CBBC Jul 2015 C	2015/04/08	2015/04/09
63448	J P Morgan SP BV – HSI R Bear CBBC May 2015 A	2015/04/08	2015/04/09
66066	UBS AG – HSI R Bear CBBC May 2015 F	2015/04/08	2015/04/09
68824	BNP Paribas Arbit Issu B.V. – HSI R Bear CBBC Jun 2015 S	2015/04/08	2015/04/09
63418	J P Morgan SP BV – HSI R Bear CBBC May 2015 U	2015/04/08	2015/04/09
65986	HK Bank – HSCEI R Bear CBBC Nov 2015 A	2015/04/08	2015/04/09
65996	J P Morgan SP BV – Tencent R Bear CBBC Aug 2015 A	2015/04/08	2015/04/09
63432	UBS AG – HSI R Bear CBBC May 2015 P	2015/04/08	2015/04/09
63433	UBS AG – HSI R Bear CBBC May 2015 M	2015/04/08	2015/04/09
68752	Standard Chartered Bank – HSI R Bear CBBC Oct 2015 A	2015/04/08	2015/04/09
62956	J P Morgan SP BV – HSI R Bear CBBC Apr 2015 D	2015/04/08	2015/04/09
69102	J P Morgan SP BV – HSCEI R Bear CBBC Apr 2015 B	2015/04/08	2015/04/09
66765	HK Bank – TCH R Bear CBBC Jan 2016 C	2015/04/08	2015/04/09
65959	UBS AG – HSI R Bear CBBC Jul 2015 C	2015/04/08	2015/04/09
60751	J P Morgan SP BV – HSI R Bear CBBC May 2015 O	2015/04/08	2015/04/09
60678	Credit Suisse AG – HSI R Bear CBBC Jul 2015 M	2015/04/08	2015/04/09
60685	Credit Suisse AG – HSI R Bear CBBC Jul 2015 N	2015/04/08	2015/04/09
62245	Standard Chartered Bank – HSI R Bear CBBC May 2015 Q	2015/04/08	2015/04/09
60728	UBS AG – HSI R Bear CBBC Apr 2015 P	2015/04/08	2015/04/09
60734	UBS AG – HSI R Bear CBBC Apr 2015 U	2015/04/08	2015/04/09
62221	UBS AG – HSI R Bear CBBC May 2015 L	2015/04/08	2015/04/09
60739	UBS AG – HSI R Bear CBBC Apr 2015 J	2015/04/08	2015/04/09
60781	Macquarie Bank Ltd. – HSI R Bear CBBC May 2015 I	2015/04/08	2015/04/09
64705	HK Bank – Kingsoft R Bear CBBC Apr 2015 A	2015/04/08	2015/04/09
60577	HK Bank – HSI R Bear CBBC Oct 2015 E	2015/04/08	2015/04/09
60752	J P Morgan SP BV – HSI R Bear CBBC Apr 2015 X	2015/04/08	2015/04/09
60754	J P Morgan SP BV – HSI R Bear CBBC Apr 2015 E	2015/04/08	2015/04/09
60756	J P Morgan SP BV – HSI R Bear CBBC May 2015 P	2015/04/08	2015/04/09
64001	HK Bank – AIA R Bear CBBC Apr 2015 E	2015/04/08	2015/04/09
64737	HK Bank – Galaxy Ent R Bear CBBC Nov 2015 E	2015/04/08	2015/04/09
64749	HK Bank – Sands China R Bear CBBC Nov 2015 E	2015/04/08	2015/04/09
68235	SGA Societe Generale Acceptance NV -HSCEI R Bear CBBC Aug15A	2015/04/08	2015/04/09
60414	Credit Suisse AG – HSI R Bear CBBC May 2015 D	2015/04/08	2015/04/09
60741	UBS AG – HSI R Bear CBBC Apr 2015 W	2015/04/08	2015/04/09
67614	Credit Suisse AG – HSI R Bear CBBC Aug 2015 D	2015/04/08	2015/04/09
60417	Credit Suisse AG – HSI R Bear CBBC Jun 2015 X	2015/04/08	2015/04/09
60422	Credit Suisse AG – HSI R Bear CBBC Aug 2015 E	2015/04/08	2015/04/09
67680	HK Bank – A50 R Bear CBBC Nov 2015 E	2015/04/08	2015/04/09
68048	SGA Societe Generale Acceptance N.V.-HSI R Bear CBBC May15 L	2015/04/08	2015/04/09
68050	SGA Societe Generale Acceptance N.V.-HSI R Bear CBBC May15 M	2015/04/08	2015/04/09
68053	SGA Societe Generale Acceptance N.V.-HSI R Bear CBBC May15 N	2015/04/08	2015/04/09
60439	Macquarie Bank Ltd. – HSI R Bear CBBC May 2015 E	2015/04/08	2015/04/09
60516	UBS AG – HSI R Bear CBBC Apr 2015 Q	2015/04/08	2015/04/09
67066	SGA Societe Generale Acceptance N.V.-CSA50 R Bear CBBC Aug15D	2015/04/08	2015/04/09
67650	SGA Societe Generale Acceptance N.V.-HSI R Bear CBBC Jun 15D	2015/04/08	2015/04/09
62615	SGA Societe Generale Acceptance N.V.-HSI R Bear CBBC Jul15 A	2015/04/08	2015/04/09
67601	Credit Suisse AG – HSI R Bear CBBC Jul 2015 L	2015/04/08	2015/04/09
67600	Credit Suisse AG – HSI R Bear CBBC Aug 2015 C	2015/04/08	2015/04/09
60563	J P Morgan SP BV – HSI R Bear CBBC Apr 2015 S	2015/04/08	2015/04/09
60564	J P Morgan SP BV – HSI R Bear CBBC Apr 2015 L	2015/04/08	2015/04/09
62679	UBS AG – HSI R Bear CBBC Jun 2015 N	2015/04/08	2015/04/09
62677	UBS AG – HSI R Bear CBBC Jun 2015 I	2015/04/08	2015/04/09
67596	SGA Societe Generale Acceptance N.V.-HSI R Bear CBBC May 15I	2015/04/08	2015/04/09
62867	HK Bank – TCH R Bear CBBC Apr 2015 C	2015/04/08	2015/04/09
67671	UBS AG – HSI R Bear CBBC May 2015 U	2015/04/08	2015/04/09
67185	Credit Suisse AG – CCB R Bear CBBC May 2015 A	2015/04/08	2015/04/09
60576	HK Bank – HSI R Bear CBBC Apr 2015 D	2015/04/08	2015/04/09

List of expired CBBC, 2015 (continued)

Code	CBBC	Last trading date	Delisted date
68171	UBS AG – HSCEI R Bear CBBC May 2015 A	2015/04/08	2015/04/09
62172	HK Bank – China Mobile R Bear CBBC Oct 2015 A	2015/04/08	2015/04/09
61219	J P Morgan SP BV – HSI R Bear CBBC May 2015 T	2015/04/08	2015/04/09
61218	J P Morgan SP BV – HSI R Bear CBBC Jun 2015 C	2015/04/08	2015/04/09
60873	UBS AG – HSI R Bear CBBC May 2015 B	2015/04/08	2015/04/09
62140	HK Bank – HSCEI R Bear CBBC Aug 2015 A	2015/04/08	2015/04/09
60775	Macquarie Bank Ltd. – HSI R Bear CBBC May 2015 H	2015/04/08	2015/04/09
60875	UBS AG – HSI R Bear CBBC Apr 2015 A	2015/04/08	2015/04/09
61414	UBS AG – HSI R Bear CBBC May 2015 Z	2015/04/08	2015/04/09
67189	Credit Suisse AG – ICBC R Bear CBBC May 2015 A	2015/04/08	2015/04/09
68196	Credit Suisse AG – A50 China R Bear CBBC May 2015 A	2015/04/08	2015/04/09
61114	Standard Chartered Bank – HSI R Bear CBBC May 2015 D	2015/04/08	2015/04/09
61109	Standard Chartered Bank – HSI R Bear CBBC May 2015 C	2015/04/08	2015/04/09
67223	Credit Suisse AG – CNOOC R Bear CBBC May 2015 A	2015/04/08	2015/04/09
61001	J P Morgan SP BV – HSI R Bear CBBC May 2015 S	2015/04/08	2015/04/09
61004	J P Morgan SP BV – HSI R Bear CBBC Jun 2015 A	2015/04/08	2015/04/09
61036	HK Bank – TCH R Bear CBBC Nov 2015 A	2015/04/08	2015/04/09
61200	UBS AG – HKEx R Bear CBBC Aug 2015 A	2015/04/08	2015/04/09
68234	SGA Societe Generale Acceptance NV -HSCEI R Bear CBBC Jul15A	2015/04/08	2015/04/09
67412	HK Bank – HSCEI R Bear CBBC Oct 2015 B	2015/04/08	2015/04/09
62778	HK Bank – HKEx R Bear CBBC Jul 2015 B	2015/04/08	2015/04/09
62776	HK Bank – HKEx R Bear CBBC Jun 2015 A	2015/04/08	2015/04/09
67389	HK Bank – CSOP A50 ETF R Bear CBBC Aug 2015 C	2015/04/08	2015/04/09
69629	HK Bank – HSI R Bear CBBC Apr 2015 C	2015/04/08	2015/04/09
69704	Credit Suisse AG – HSI R Bear CBBC Apr 2015 A	2015/04/08	2015/04/09
60850	HK Bank – AIA R Bear CBBC Dec 2015 A	2015/04/08	2015/04/09
69772	Credit Suisse AG – HSI R Bear CBBC Apr 2015 B	2015/04/08	2015/04/09
61388	J P Morgan SP BV – HSI R Bear CBBC May 2015 V	2015/04/08	2015/04/09
61636	HK Bank – HSI R Bear CBBC Oct 2015 H	2015/04/08	2015/04/09
61399	UBS AG – HSI R Bear CBBC May 2015 D	2015/04/08	2015/04/09
62399	HK Bank – HSI R Bear CBBC Apr 2015 G	2015/04/08	2015/04/09
62394	HK Bank – China Mobile R Bear CBBC Oct 2015 B	2015/04/08	2015/04/09
68137	Bank of East Asia – Ping An R Bear CBBC Nov 2015 A	2015/04/08	2015/04/09
61513	Standard Chartered Bank – HSI R Bear CBBC May 2015 H	2015/04/08	2015/04/09
60420	Credit Suisse AG – HSI R Bear CBBC Apr 2015 G	2015/04/08	2015/04/09
60423	Credit Suisse AG – HSI R Bear CBBC Apr 2015 H	2015/04/08	2015/04/09
61420	HK Bank – China Life R Bear CBBC Jan 2016 A	2015/04/08	2015/04/09
60735	UBS AG – HSI R Bear CBBC Apr 2015 V	2015/04/08	2015/04/09
69773	Credit Suisse AG – HSI R Bear CBBC Apr 2015 C	2015/04/08	2015/04/09
65677	HK Bank – HSI R Bear CBBC Mar 2016 A	2015/04/08	2015/04/09
67754	Standard Chartered Bank – A50 China R Bear CBBC Sep 2015 C	2015/04/08	2015/04/09
64588	HK Bank – PetCh R Bear CBBC Nov 2015 A	2015/04/08	2015/04/09
60177	SGA Societe Generale Acceptance N.V.-HSI R Bear CBBC Jun15 P	2015/04/08	2015/04/09
60155	BNP Paribas Arbit Issu B.V. – HSI R Bear CBBC Jun 2015 E	2015/04/08	2015/04/09
60386	BNP Paribas Arbit Issu B.V. – HSI R Bear CBBC Jul 2015 B	2015/04/08	2015/04/09
60385	BNP Paribas Arbit Issu B.V. – HSI R Bear CBBC Jul 2015 A	2015/04/08	2015/04/09
60413	Credit Suisse AG – HSI R Bear CBBC Jun 2015 W	2015/04/08	2015/04/09
68352	SGA Societe Generale Acceptance N.V.-HSI R Bear CBBC Jun15 I	2015/04/08	2015/04/09
60178	SGA Societe Generale Acceptance N.V.-HSI R Bear CBBC Jun15 Q	2015/04/08	2015/04/09
68610	HK Bank – HSI R Bear CBBC May 2015 O	2015/04/08	2015/04/09
68609	HK Bank – HSI R Bear CBBC May 2015 N	2015/04/08	2015/04/09
65673	J P Morgan SP BV – China Life R Bear CBBC Mar 2016 A	2015/04/08	2015/04/09
65534	Credit Suisse AG – HSI R Bear CBBC Sep 2015 H	2015/04/08	2015/04/09
65539	Credit Suisse AG – HSI R Bear CBBC Oct 2015 B	2015/04/08	2015/04/09
67209	Credit Suisse AG – BOCL R Bear CBBC May 2015 A	2015/04/08	2015/04/09
65541	Credit Suisse AG – HSI R Bear CBBC Oct 2015 C	2015/04/08	2015/04/09
60176	SGA Societe Generale Acceptance N.V.-HSI R Bear CBBC Jun15 O	2015/04/08	2015/04/09
65501	HK Bank – Galaxy Ent R Bear CBBC Dec 2015 D	2015/04/08	2015/04/09
67743	SGA Societe Generale Acceptance N.V.-HSI R Bear CBBC Jun 15F	2015/04/08	2015/04/09
60408	Credit Suisse AG – HSI R Bear CBBC Apr 2015 R	2015/04/08	2015/04/09
66096	Standard Chartered Bank – Sands China R Bear CBBC Apr 2015 B	2015/04/08	2015/04/10
60299	J P Morgan SP BV – HSI R Bear CBBC Apr 2015 F	2015/04/08	2015/04/09
65707	HK Bank – HSI R Bear CBBC Jan 2016 A	2015/04/08	2015/04/09
68004	HK Bank – China Life R Bear CBBC Dec 2015 A	2015/04/08	2015/04/09
60305	J P Morgan SP BV – HSI R Bear CBBC Apr 2015 K	2015/04/08	2015/04/09
64592	HK Bank – AIA R Bear CBBC Mar 2016 A	2015/04/09	2015/04/10
67979	HK Bank – HSI R Bear CBBC Apr 2015 B	2015/04/09	2015/04/10
60965	Credit Suisse AG – HSI R Bear CBBC Apr 2015 I	2015/04/09	2015/04/10
62274	Credit Suisse AG – HSI R Bear CBBC Apr 2015 L	2015/04/09	2015/04/10
60892	BNP Paribas Arbit Issu B.V. – HSI R Bear CBBC Jul 2015 H	2015/04/09	2015/04/10
63688	HK Bank – Lenovo R Bear CBBC Jun 2015 C	2015/04/09	2015/04/10
67990	HK Bank – TCH R Bear CBBC Jun 2015 A	2015/04/09	2015/04/10
69876	HK Bank – Hutchison R Bear CBBC Apr 2015 B	2015/04/09	2015/04/10
62273	Credit Suisse AG – HSI R Bear CBBC Apr 2015 K	2015/04/09	2015/04/10
61439	HK Bank – HSI R Bear CBBC Nov 2015 D	2015/04/09	2015/04/10
65010	UBS AG – AIA R Bear CBBC Apr 2015 A	2015/04/09	2015/04/10
65011	UBS AG – CC Bank R Bear CBBC Jun 2015 A	2015/04/09	2015/04/10
66099	Standard Chartered Bank – China Mobile R Bear CBBC Apr 2015A	2015/04/09	2015/04/10
60830	HK Bank – HSI R Bear CBBC Dec 2015 A	2015/04/09	2015/04/10
60837	HK Bank – HSI R Bear CBBC Dec 2015 B	2015/04/09	2015/04/10
60815	BNP Paribas Arbit Issu B.V. – HSI R Bear CBBC Jul 2015 F	2015/04/09	2015/04/10
69613	HK Bank – HSI R Bear CBBC May 2015 A	2015/04/09	2015/04/10
64027	Credit Suisse AG – HSI R Bear CBBC Aug 2015 G	2015/04/09	2015/04/10
60263	SGA Societe Generale Acceptance N.V.-CMob R Bear CBBC Jul15B	2015/04/09	2015/04/10
62414	HK Bank – HSI R Bear CBBC Jul 2015 A	2015/04/09	2015/04/10
68805	HK Bank – CC Bank R Bear CBBC Dec 2015 A	2015/04/09	2015/04/10
64484	Standard Chartered Bank – GCL-Poly Energy R Bear CBBC May15A	2015/04/09	2015/04/10

List of expired CBBC, 2015 (continued)

Code	CBBC	Last trading date	Delisted date
69774	Credit Suisse AG – HSI R Bear CBBC Apr 2015 D	2015/04/09	2015/04/10
68830	Standard Chartered Bank – Ping An R Bear CBBC Aug 2015 D	2015/04/09	2015/04/10
64157	HK Bank – AIA R Bear CBBC Dec 2015 B	2015/04/09	2015/04/10
68785	BNP Paribas Arbit Issu B.V. – HSI R Bear CBBC Jun 2015 R	2015/04/09	2015/04/10
61604	HK Bank – Minsheng Bank R Bear CBBC Jan 2016 A	2015/04/09	2015/04/10
60817	BNP Paribas Arbit Issu B.V. – HSI R Bear CBBC Jul 2015 G	2015/04/09	2015/04/10
63093	HK Bank – PetCh R Bear CBBC Jul 2015 D	2015/04/09	2015/04/10
60845	HK Bank – TCH R Bear CBBC Dec 2015 A	2015/04/09	2015/04/10
67016	SGA Societe Generale Acceptance NV –HSCEI R Bear CBBC Oct15A	2015/04/09	2015/04/10
64590	HK Bank – Sands China R Bear CBBC Nov 2015 D	2015/04/09	2015/04/10
66904	Credit Suisse AG – HSI R Bear CBBC Jul 2015 E	2015/04/09	2015/04/10
66905	SGA Societe Generale Acceptance N.V.-HSI R Bear CBBC Jul15 R	2015/04/09	2015/04/10
66907	SGA Societe Generale Acceptance N.V.-HSI R Bear CBBC Jul15 S	2015/04/09	2015/04/10
66912	SGA Societe Generale Acceptance N.V.-HSI R Bear CBBC Aug15 F	2015/04/09	2015/04/10
66917	UBS AG – HSI R Bear CBBC Jul 2015 R	2015/04/09	2015/04/10
66924	UBS AG – HSI R Bear CBBC Jul 2015 H	2015/04/09	2015/04/10
66931	UBS AG – HSI R Bear CBBC Jul 2015 J	2015/04/09	2015/04/10
66947	Credit Suisse AG – HSCEI R Bear CBBC Aug 2015 A	2015/04/09	2015/04/10
66894	Credit Suisse AG – HSI R Bear CBBC Jul 2015 C	2015/04/09	2015/04/10
66967	Credit Suisse AG – HKEx R Bear CBBC Jul 2015 D	2015/04/09	2015/04/10
66893	Credit Suisse AG – HSI R Bear CBBC Jul 2015 A	2015/04/09	2015/04/10
67046	SGA Societe Generale Acceptance N.V.-HSI R Bear CBBC Aug15 G	2015/04/09	2015/04/10
67047	SGA Societe Generale Acceptance N.V.-HSI R Bear CBBC Sep15 C	2015/04/09	2015/04/10
67051	SGA Societe Generale Acceptance N.V.-HSI R Bear CBBC Oct15 A	2015/04/09	2015/04/10
67052	SGA Societe Generale Acceptance N.V.-HSI R Bear CBBC Oct15 B	2015/04/09	2015/04/10
67055	Credit Suisse AG – HSI R Bear CBBC Sep 2015 I	2015/04/09	2015/04/10
67057	Credit Suisse AG – HSI R Bear CBBC Sep 2015 J	2015/04/09	2015/04/10
67059	Credit Suisse AG – HSI R Bear CBBC Sep 2015 K	2015/04/09	2015/04/10
68410	HK Bank – HSI R Bear CBBC Nov 2015 A	2015/04/09	2015/04/10
67074	J P Morgan SP BV – HSI R Bear CBBC Jul 2015 S	2015/04/09	2015/04/10
67075	J P Morgan SP BV – HSI R Bear CBBC Jul 2015 T	2015/04/09	2015/04/10
66960	Credit Suisse AG – HKEx R Bear CBBC Jul 2015 C	2015/04/09	2015/04/10
64550	Standard Chartered Bank – Sands China R Bear CBBC Dec 2015 B	2015/04/09	2015/04/10
60923	UBS AG – Ping An R Bear CBBC Aug 2015 A	2015/04/09	2015/04/10
69526	SGA Societe Generale Acceptance N.V. -A50 R Bear CBBC Nov15A	2015/04/09	2015/04/10
64324	UBS AG – China Mobile R Bear CBBC Aug 2015 B	2015/04/09	2015/04/10
60838	HK Bank – HSI R Bear CBBC Dec 2015 C	2015/04/09	2015/04/10
67324	Credit Suisse AG – CSOP A50 ETF R Bear CBBC Jul 2015 C	2015/04/09	2015/04/10
60717	SGA Societe Generale Acceptance N.V.-HSI R Bear CBBC Apr15 A	2015/04/09	2015/04/10
60722	SGA Societe Generale Acceptance N.V.-HSI R Bear CBBC Apr15 B	2015/04/09	2015/04/10
62271	Credit Suisse AG – HSI R Bear CBBC Apr 2015 J	2015/04/09	2015/04/10
66291	UBS AG – HSCEI R Bear CBBC Apr 2015 A	2015/04/09	2015/04/10
66901	Credit Suisse AG – HSI R Bear CBBC Jul 2015 D	2015/04/09	2015/04/10
66369	HK Bank – ICBC R Bear CBBC Oct 2015 A	2015/04/09	2015/04/10
61433	HK Bank – HSI R Bear CBBC Oct 2015 G	2015/04/09	2015/04/10
67859	SGA Societe Generale Acceptance N.V.-ICBC R Bear CBBC Jan16A	2015/04/09	2015/04/10
66441	HK Bank – Sinopec Corp R Bear CBBC Jul 2015 B	2015/04/09	2015/04/10
66863	BNP Paribas Arbit Issu B.V. – HSI R Bear CBBC Jul 2015 I	2015/04/09	2015/04/10
66866	BNP Paribas Arbit Issu B.V. – HSI R Bear CBBC Jul 2015 L	2015/04/09	2015/04/10
66883	BNP Paribas Arbit Issu B.V. – HSI R Bear CBBC Jul 2015 D	2015/04/09	2015/04/10
66884	J P Morgan SP BV – HSI R Bear CBBC Jul 2015 Q	2015/04/09	2015/04/10
66885	J P Morgan SP BV – HSI R Bear CBBC Jul 2015 R	2015/04/09	2015/04/10
67845	SGA Societe Generale Acceptance N.V. -CCB R Bear CBBC Jan16A	2015/04/09	2015/04/10
67225	Credit Suisse AG – CNOOC R Bear CBBC May 2015 B	2015/04/09	2015/04/10
62098	HK Bank – HSI R Bear CBBC Apr 2015 F	2015/04/09	2015/04/10
63292	Credit Suisse AG – HSI R Bear CBBC Jun 2015 C	2015/04/09	2015/04/10
60638	SGA Societe Generale Acceptance NV –HSCEI R Bear CBBC Sep15A	2015/04/09	2015/04/10
63677	HK Bank – CNOOC R Bear CBBC Nov 2015 A	2015/04/09	2015/04/10
60529	UBS AG – HSCEI R Bear CBBC Jun 2015 B	2015/04/09	2015/04/10
66325	UBS AG – HSCEI R Bear CBBC Jul 2015 A	2015/04/09	2015/04/10
69021	Standard Chartered Bank – PetCh R Bear CBBC Aug 2015 A	2015/04/09	2015/04/10
65240	Standard Chartered Bank – Lenovo R Bear CBBC Apr 2015 D	2015/04/09	2015/04/10
69016	Standard Chartered Bank – Sinopec Corp R Bear CBBC Aug 2015A	2015/04/09	2015/04/10
65697	Credit Suisse AG – HSI R Bear CBBC Apr 2015 N	2015/04/09	2015/04/10
65239	Standard Chartered Bank – Lenovo R Bear CBBC Apr 2015 C	2015/04/09	2015/04/10
64834	HK Bank – Lenovo R Bear CBBC Jun 2015 D	2015/04/09	2015/04/10
65932	Credit Suisse AG – TCH R Bear CBBC Jul 2015 A	2015/04/09	2015/04/10
64658	HK Bank – China Mobile R Bear CBBC Jul 2015 E	2015/04/09	2015/04/10
63705	HK Bank – Galaxy Ent R Bear CBBC Dec 2015 C	2015/04/09	2015/04/10
65424	HK Bank – China Mobile R Bear CBBC Jul 2015 F	2015/04/09	2015/04/10
66092	Bank of East Asia – TCH R Bear CBBC Dec 2015 A	2015/04/09	2015/04/10
63919	BNP Paribas Arbit Issu B.V. – HSI R Bear CBBC Jul 2015 U	2015/04/09	2015/04/10
63920	BNP Paribas Arbit Issu B.V. – HSI R Bear CBBC Jul 2015 V	2015/04/09	2015/04/10
68676	UBS AG – SHK Ppt R Bull CBBC Apr 2015 A	2015/04/09	2015/04/13
64655	UBS AG – China Mobile R Bear CBBC Aug 2015 C	2015/04/09	2015/04/10
62006	UBS AG – HSI R Bear CBBC Apr 2015 C	2015/04/09	2015/04/10
60565	J P Morgan SP BV – HSI R Bear CBBC Apr 2015 N	2015/04/09	2015/04/10
65153	SGA Societe Generale Acceptance N.V.-HSI R Bear CBBC Jun15 A	2015/04/09	2015/04/10
65147	HK Bank – HSI R Bear CBBC May 2015 D	2015/04/09	2015/04/10
66159	HK Bank – TCH R Bear CBBC Apr 2016 C	2015/04/09	2015/04/10
66156	HK Bank – TCH R Bear CBBC Apr 2016 B	2015/04/09	2015/04/10
62671	UBS AG – HSI R Bear CBBC Jul 2015 F	2015/04/09	2015/04/10
65146	HK Bank – HSI R Bear CBBC Aug 2015 A	2015/04/09	2015/04/10
63423	J P Morgan SP BV – HSI R Bear CBBC May 2015 Y	2015/04/09	2015/04/10
67539	HK Bank – HSCEI R Bear CBBC Dec 2015 A	2015/04/09	2015/04/10
64616	UBS AG – China Mobile R Bear CBBC Apr 2015 C	2015/04/09	2015/04/10
61573	HK Bank – Lenovo R Bear CBBC Jun 2015 E	2015/04/09	2015/04/10

List of expired CBBC, 2015 (continued)

Code	CBBC	Last trading date	Delisted date
66501	HK Bank – AIA R Bear CBBC Apr 2016 A	2015/04/09	2015/04/10
63734	Credit Suisse AG – China Mobile R Bear CBBC Jul 2015 A	2015/04/09	2015/04/10
62633	SGA Societe Generale Acceptance N.V.-HSI R Bear CBBC Sep15 A	2015/04/09	2015/04/10
69312	J P Morgan SP BV – Ping An R Bear CBBC May 2015 A	2015/04/09	2015/04/10
65145	HK Bank – HSI R Bear CBBC Jul 2015 B	2015/04/09	2015/04/10
65144	HK Bank – HSI R Bear CBBC Apr 2015 K	2015/04/09	2015/04/10
66125	HK Bank – TCH R Bear CBBC Apr 2016 A	2015/04/09	2015/04/10
64034	Credit Suisse AG – HSI R Bear CBBC Aug 2015 H	2015/04/09	2015/04/10
64591	HK Bank – Galaxy Ent R Bear CBBC Nov 2015 D	2015/04/09	2015/04/10
66639	UBS AG – Tencent R Bear CBBC Jul 2015 D	2015/04/09	2015/04/10
60833	HK Bank – ABC R Bear CBBC May 2015 B	2015/04/09	2015/04/10
60721	UBS AG – HSI R Bear CBBC Apr 2015 N	2015/04/09	2015/04/10
66569	SGA Societe Generale Acceptance N.V. -TCH R Bear CBBC Dec15A	2015/04/09	2015/04/10
60719	UBS AG – HSI R Bear CBBC Apr 2015 L	2015/04/09	2015/04/10
63936	Standard Chartered Bank – CNOOC R Bear CBBC Dec 2015 A	2015/04/09	2015/04/10
62078	Bank of East Asia – China Mobile R Bear CBBC Jan 2016 A	2015/04/09	2015/04/10
65566	UBS AG – China Mobile R Bear CBBC Apr 2015 D	2015/04/09	2015/04/10
67707	HK Bank – Ping An R Bear CBBC Oct 2015 B	2015/04/09	2015/04/10
63431	UBS AG – HSI R Bear CBBC May 2015 N	2015/04/09	2015/04/10
68007	HK Bank – BOCL R Bear CBBC Dec 2015 A	2015/04/09	2015/04/10
63929	Standard Chartered Bank – Galaxy Ent R Bear CBBC Sep 2015 B	2015/04/09	2015/04/10
60347	HK Bank – CSOP A50 ETF R Bear CBBC Sep 2015 E	2015/04/09	2015/04/10
67205	Standard Chartered Bank – Sands China R Bear CBBC Apr 2015 A	2015/04/09	2015/04/13
66577	SGA Societe Generale Acceptance N.V. -TCH R Bear CBBC Jan16A	2015/04/09	2015/04/10
65690	HK Bank – CAM CSI300 R Bear CBBC Jan 2016 A	2015/04/10	2015/04/13
67219	SGA Societe Generale Acceptance N.V.-HSI R Bear CBBC Jul15 U	2015/04/10	2015/04/13
67488	J P Morgan SP BV – HKEx R Bear CBBC Jul 2015 A	2015/04/10	2015/04/13
61337	HK Bank – China Mobile R Bull CBBC Apr 2015 A	2015/04/10	2015/04/14
67232	BNP Paribas Arbit Issu B.V. – HSI R Bear CBBC Jul 2015 C	2015/04/10	2015/04/13
67201	HK Bank – HSCEI R Bear CBBC Dec 2015 B	2015/04/10	2015/04/13
67224	BNP Paribas Arbit Issu B.V. – HSI R Bear CBBC Jul 2015 M	2015/04/10	2015/04/13
67270	UBS AG – HSI R Bear CBBC Jul 2015 L	2015/04/10	2015/04/13
67217	SGA Societe Generale Acceptance N.V.-HSI R Bear CBBC Jul15 T	2015/04/10	2015/04/13
68625	HK Bank – SHK Ppt R Bull CBBC Apr 2015 A	2015/04/10	2015/04/14
67393	SGA Societe Generale Acceptance N.V.-HKEx R Bear CBBC Sep15A	2015/04/10	2015/04/13
67394	SGA Societe Generale Acceptance N.V.-HKEx R Bear CBBC Aug15A	2015/04/10	2015/04/13
67169	HK Bank – HKEx R Bear CBBC Jan 2016 A	2015/04/10	2015/04/13
67254	J P Morgan SP BV – HSI R Bear CBBC Jul 2015 U	2015/04/10	2015/04/13
65969	HK Bank – Galaxy Ent R Bear CBBC Apr 2015 A	2015/04/10	2015/04/14
67489	J P Morgan SP BV – HKEx R Bear CBBC Jul 2015 B	2015/04/10	2015/04/13
67295	Credit Suisse AG – HSI R Bear CBBC Nov 2015 B	2015/04/10	2015/04/13
67252	BNP Paribas Arbit Issu B.V. – HSI R Bear CBBC Sep 2015 B	2015/04/10	2015/04/13
67303	Credit Suisse AG – HSI R Bear CBBC Aug 2015 T	2015/04/10	2015/04/13
67269	J P Morgan SP BV – HSI R Bear CBBC Jul 2015 V	2015/04/10	2015/04/13
64472	HK Bank – Lenovo R Bull CBBC Apr 2015 A	2015/04/10	2015/04/14
67279	Credit Suisse AG – HSI R Bear CBBC Oct 2015 E	2015/04/10	2015/04/13
67318	Credit Suisse AG – HSI R Bear CBBC Aug 2015 V	2015/04/10	2015/04/13
67188	HK Bank – HKEx R Bear CBBC Mar 2016 A	2015/04/10	2015/04/13
67305	Credit Suisse AG – HSI R Bear CBBC Aug 2015 U	2015/04/10	2015/04/13
67277	UBS AG – HSI R Bear CBBC Jul 2015 M	2015/04/10	2015/04/13
67471	J P Morgan SP BV – HSCEI R Bear CBBC Jul 2015 A	2015/04/10	2015/04/13
67287	Credit Suisse AG – HSI R Bear CBBC Nov 2015 A	2015/04/10	2015/04/13
67278	Credit Suisse AG – HSI R Bear CBBC Oct 2015 D	2015/04/10	2015/04/13
67370	Credit Suisse AG – Ping An R Bear CBBC Aug 2015 A	2015/04/10	2015/04/13
68157	SGA Societe Generale Acceptance N.V.-CSA50 R Bear CBBC Sep15A	2015/04/10	2015/04/13
62754	UBS AG – A50 China R Bull CBBC Apr 2015 C	2015/04/10	2015/04/14
67233	BNP Paribas Arbit Issu B.V. – HSI R Bear CBBC Sep 2015 A	2015/04/10	2015/04/13
65045	HK Bank – CKH R Bear CBBC Jul 2015 A	2015/04/10	2015/04/13
61045	HK Bank – TCH R Bear CBBC Dec 2015 B	2015/04/13	2015/04/14
67529	SGA Societe Generale Acceptance N.V.-HSI R Bear CBBC Aug15 I	2015/04/13	2015/04/14
67283	Credit Suisse AG – HSI R Bear CBBC Oct 2015 F	2015/04/13	2015/04/14
67522	SGA Societe Generale Acceptance N.V.-HSI R Bear CBBC Aug15 H	2015/04/13	2015/04/14
67523	SGA Societe Generale Acceptance N.V.-HSI R Bear CBBC Sep15 D	2015/04/13	2015/04/14
67699	HK Bank – HSCEI R Bear CBBC Oct 2015 C	2015/04/13	2015/04/14
67521	Credit Suisse AG – HSI R Bear CBBC Jul 2015 S	2015/04/13	2015/04/14
65154	SGA Societe Generale Acceptance N.V.-HSI R Bear CBBC Jun15 B	2015/04/13	2015/04/14
67609	J P Morgan SP BV – HSI R Bear CBBC Aug 2015 B	2015/04/13	2015/04/14
67532	SGA Societe Generale Acceptance N.V.-HSI R Bear CBBC Jul15 V	2015/04/13	2015/04/14
67514	UBS AG – HSI R Bear CBBC Jul 2015 U	2015/04/13	2015/04/14
68041	Credit Suisse AG – ICBC R Bear CBBC May 2015 B	2015/04/13	2015/04/14
66625	J P Morgan SP BV – Tencent R Bull CBBC Apr 2015 A	2015/04/13	2015/04/15
67503	UBS AG – HSI R Bear CBBC Jul 2015 S	2015/04/13	2015/04/14
66637	UBS AG – CKH R Bear CBBC Aug 2015 A	2015/04/13	2015/04/14
68037	Credit Suisse AG – CCB R Bear CBBC May 2015 B	2015/04/13	2015/04/14
67516	Credit Suisse AG – HSI R Bear CBBC Jul 2015 G	2015/04/13	2015/04/14
68667	UBS AG – HSCEI R Bear CBBC Jun 2015 A	2015/04/13	2015/04/14
62408	Standard Chartered Bank – Sands China R Bear CBBC Apr 2015 C	2015/04/13	2015/04/15
67373	Credit Suisse AG – TCH R Bear CBBC Aug 2015 A	2015/04/13	2015/04/14
68123	HK Bank – Ping An R Bear CBBC Nov 2015 D	2015/04/13	2015/04/14
67535	SGA Societe Generale Acceptance N.V.-HSI R Bear CBBC Aug15 J	2015/04/13	2015/04/14
67610	J P Morgan SP BV – HSI R Bear CBBC Sep 2015 A	2015/04/13	2015/04/14
60599	HK Bank – HSI R Bear CBBC Apr 2015 E	2015/04/13	2015/04/14
67325	Credit Suisse AG – CSOP A50 ETF R Bear CBBC Jul 2015 D	2015/04/13	2015/04/14
67498	J P Morgan SP BV – HSI R Bear CBBC Jul 2015 W	2015/04/13	2015/04/14
65668	J P Morgan SP BV – CAM CSI300 R Bear CBBC Sep 2015 A	2015/04/13	2015/04/14
67253	BNP Paribas Arbit Issu B.V. – HSI R Bear CBBC Sep 2015 C	2015/04/13	2015/04/14
67975	HK Bank – CSOP A50 ETF R Bear CBBC Jan 2016 A	2015/04/13	2015/04/14

List of expired CBBC, 2015 (continued)

Code	CBBC	Last trading date	Delisted date
67540	SGA Societe Generale Acceptance N.V.-HSI R Bear CBBC Jul15 W	2015/04/13	2015/04/14
67554	UBS AG – HSI R Bear CBBC Sep 2015 B	2015/04/13	2015/04/14
67607	J P Morgan SP BV – HSI R Bear CBBC Jul 2015 X	2015/04/13	2015/04/14
67549	UBS AG – HSI R Bear CBBC Sep 2015 A	2015/04/13	2015/04/14
67700	SGA Societe Generale Acceptance N.V.-HSI R Bear CBBC Sep15 F	2015/04/14	2015/04/15
67690	UBS AG – HSI R Bear CBBC Jul 2015 W	2015/04/14	2015/04/15
67812	Credit Suisse AG – HSI R Bear CBBC Sep 2015 L	2015/04/14	2015/04/15
67752	Credit Suisse AG – HSCEI R Bear CBBC Sep 2015 A	2015/04/14	2015/04/15
67809	Macquarie Bank Ltd. – HSI R Bear CBBC Aug 2015 B	2015/04/14	2015/04/15
67734	J P Morgan SP BV – HSI R Bear CBBC Jul 2015 Y	2015/04/14	2015/04/15
67851	Standard Chartered Bank – HSI R Bear CBBC Jul 2015 A	2015/04/14	2015/04/15
67691	UBS AG – HSI R Bear CBBC Oct 2015 A	2015/04/14	2015/04/15
66054	Bank of East Asia – A50 China R Bear CBBC Sep 2015 A	2015/04/14	2015/04/15
67689	UBS AG – HSI R Bear CBBC Jul 2015 V	2015/04/14	2015/04/15
67698	SGA Societe Generale Acceptance N.V.-HSI R Bear CBBC Aug15 L	2015/04/14	2015/04/15
67635	BNP Paribas Arbit Issu B.V. – HSI R Bear CBBC Jul 2015 X	2015/04/14	2015/04/15
67780	SGA Societe Generale Acceptance N.V.-HSI R Bear CBBC Oct15 C	2015/04/14	2015/04/15
67694	SGA Societe Generale Acceptance N.V.-HSI R Bear CBBC Aug15 K	2015/04/14	2015/04/15
67724	Bank of East Asia – HKEx R Bear CBBC Mar 2016 A	2015/04/14	2015/04/15
67944	J P Morgan SP BV – HSCEI R Bear CBBC Aug 2015 B	2015/04/14	2015/04/15
67937	J P Morgan SP BV – HSI R Bear CBBC Aug 2015 C	2015/04/14	2015/04/15
67692	UBS AG – HSI R Bear CBBC Oct 2015 B	2015/04/14	2015/04/15
67813	Credit Suisse AG – HSI R Bear CBBC Sep 2015 M	2015/04/14	2015/04/15
67758	Credit Suisse AG – HSI R Bear CBBC Aug 2015 X	2015/04/14	2015/04/15
67938	J P Morgan SP BV – HSI R Bear CBBC Dec 2015 A	2015/04/14	2015/04/15
67936	J P Morgan SP BV – HSI R Bear CBBC Jul 2015 Z	2015/04/14	2015/04/15
67636	BNP Paribas Arbit Issu B.V. – HSI R Bear CBBC Sep 2015 D	2015/04/14	2015/04/15
67772	SGA Societe Generale Acceptance N.V.-HSI R Bear CBBC Nov15 A	2015/04/14	2015/04/15
67753	Credit Suisse AG – HSI R Bear CBBC Aug 2015 W	2015/04/14	2015/04/15
67925	Macquarie Bank Ltd. – HSI R Bear CBBC Aug 2015 C	2015/04/14	2015/04/15
67634	HK Bank – China Life R Bear CBBC Feb 2016 A	2015/04/14	2015/04/15
67808	Macquarie Bank Ltd. – HSI R Bear CBBC Aug 2015 A	2015/04/14	2015/04/15
67942	J P Morgan SP BV – HSCEI R Bear CBBC Jul 2015 C	2015/04/14	2015/04/15
67879	Standard Chartered Bank – HSI R Bear CBBC Jul 2015 B	2015/04/14	2015/04/15
67646	BNP Paribas Arbit Issu B.V. – HSI R Bear CBBC Sep 2015 E	2015/04/14	2015/04/15
67681	Standard Chartered Bank – HSCEI R Bear CBBC Jul 2015 A	2015/04/14	2015/04/15
67761	Credit Suisse AG – HSI R Bear CBBC Aug 2015 Y	2015/04/14	2015/04/15
67695	SGA Societe Generale Acceptance N.V.-HSI R Bear CBBC Sep15 E	2015/04/14	2015/04/15
68008	HK Bank – ICBC R Bear CBBC Dec 2015 A	2015/04/14	2015/04/15
68159	SGA Societe Generale Acceptance N.V.-CSA50 R Bear CBBC Dec15A	2015/04/14	2015/04/15
68090	Citigroup Global Mkt H Inc. – A50 China R Bull CBBC Apr 15 B	2015/04/14	2015/04/16
68087	Citigroup Global Mkt H Inc. – A50 China R Bull CBBC Apr 15 A	2015/04/14	2015/04/16
68086	Citigroup Global Mkt H Inc. -CSOP A50 ETF R Bull CBBC Apr15A	2015/04/14	2015/04/16
68449	UBS AG – HSI R Bear CBBC Jul 2015 Y	2015/04/15	2015/04/16
68441	UBS AG – HSI R Bear CBBC Jul 2015 K	2015/04/15	2015/04/16
68418	UBS AG – HSI R Bear CBBC Jul 2015 X	2015/04/15	2015/04/16
68408	Credit Suisse AG – HSCEI R Bear CBBC Aug 2015 B	2015/04/15	2015/04/16
68401	Credit Suisse AG – HSCEI R Bear CBBC Jul 2015 C	2015/04/15	2015/04/16
68371	Credit Suisse AG – HSI R Bear CBBC Sep 2015 Q	2015/04/15	2015/04/16
68364	Credit Suisse AG – HSI R Bear CBBC Sep 2015 P	2015/04/15	2015/04/16
68343	Credit Suisse AG – HSI R Bear CBBC Sep 2015 O	2015/04/15	2015/04/16
68342	Credit Suisse AG – HSI R Bear CBBC Aug 2015 A	2015/04/15	2015/04/16
66226	HK Bank – A50 R Bear CBBC Oct 2015 B	2015/04/15	2015/04/16
68459	UBS AG – HSI R Bear CBBC Jul 2015 Z	2015/04/15	2015/04/16
66268	Credit Suisse AG – A50 China R Bear CBBC Jun 2015 E	2015/04/15	2015/04/16
68467	UBS AG – HSCEI R Bear CBBC Jul 2015 B	2015/04/15	2015/04/16
68330	Credit Suisse AG – HSI R Bear CBBC Jul 2015 Y	2015/04/15	2015/04/16
68324	Credit Suisse AG – HSI R Bear CBBC Aug 2015 B	2015/04/15	2015/04/16
68311	Credit Suisse AG – HSI R Bear CBBC Jul 2015 X	2015/04/15	2015/04/16
68299	Credit Suisse AG – HSI R Bear CBBC Sep 2015 N	2015/04/15	2015/04/16
68298	Credit Suisse AG – HSI R Bear CBBC Jul 2015 W	2015/04/15	2015/04/16
68275	Credit Suisse AG – HSI R Bear CBBC Aug 2015 Z	2015/04/15	2015/04/16
66227	HK Bank – A50 R Bear CBBC Sep 2015 B	2015/04/15	2015/04/16
68546	J P Morgan SP BV – HSI R Bear CBBC Aug 2015 E	2015/04/15	2015/04/16
69307	J P Morgan SP BV – A50 China R Bear CBBC May 2015 A	2015/04/15	2015/04/16
60145	HK Bank – A50 R Bear CBBC Feb 2016 B	2015/04/15	2015/04/16
68839	J P Morgan SP BV – HKEx R Bear CBBC Jul 2015 D	2015/04/15	2015/04/16
68835	J P Morgan SP BV – HKEx R Bear CBBC Jul 2015 C	2015/04/15	2015/04/16
68635	J P Morgan SP BV – HSI R Bear CBBC Oct 2015 A	2015/04/15	2015/04/16
68619	J P Morgan SP BV – HSI R Bear CBBC Sep 2015 B	2015/04/15	2015/04/16
68612	J P Morgan SP BV – HSI R Bear CBBC Aug 2015 G	2015/04/15	2015/04/16
68603	J P Morgan SP BV – HSI R Bear CBBC Aug 2015 F	2015/04/15	2015/04/16
68595	J P Morgan SP BV – HSI R Bear CBBC Jul 2015 I	2015/04/15	2015/04/16
68589	J P Morgan SP BV – HSCEI R Bear CBBC Dec 2015 A	2015/04/15	2015/04/16
68460	UBS AG – HSI R Bear CBBC Jul 2015 B	2015/04/15	2015/04/16
68553	UBS AG – HSI R Bear CBBC Jul 2015 N	2015/04/15	2015/04/16
68236	BNP Paribas Arbit Issu B.V. – HSCEI R Bear CBBC Dec 2015 A	2015/04/15	2015/04/16
68524	SGA Societe Generale Acceptance N.V.-HKEx R Bear CBBC Jan16A	2015/04/15	2015/04/16
68523	SGA Societe Generale Acceptance N.V.-HKEx R Bear CBBC Nov15A	2015/04/15	2015/04/16
68522	SGA Societe Generale Acceptance N.V.-HKEx R Bear CBBC Sep15B	2015/04/15	2015/04/16
68482	BNP Paribas Arbit Issu B.V. – HSI R Bear CBBC Jul 2015 R	2015/04/15	2015/04/16
68471	UBS AG – HSI R Bear CBBC Jul 2015 G	2015/04/15	2015/04/16
68470	UBS AG – HSI R Bear CBBC Jul 2015 E	2015/04/15	2015/04/16
68469	UBS AG – HSI R Bear CBBC Jul 2015 I	2015/04/15	2015/04/16
68468	UBS AG – HSI R Bear CBBC Jul 2015 D	2015/04/15	2015/04/16
68687	HK Bank – A50 R Bear CBBC Feb 2016 A	2015/04/15	2015/04/16
68464	UBS AG – HSI R Bear CBBC Jul 2015 O	2015/04/15	2015/04/16

List of expired CBBC, 2015 (continued)

Code	CBBC	Last trading date	Delisted date
68583	J P Morgan SP BV – HSCEI R Bear CBBC Aug 2015 C	2015/04/15	2015/04/16
67972	SGA Societe Generale Acceptance N.V.-HSI R Bear CBBC Aug15 M	2015/04/15	2015/04/16
68013	BNP Paribas Arbit Issu B.V. – HSI R Bear CBBC Jul 2015 O	2015/04/15	2015/04/16
68009	BNP Paribas Arbit Issu B.V. – HSI R Bear CBBC Jul 2015 N	2015/04/15	2015/04/16
68003	BNP Paribas Arbit Issu B.V. – HSI R Bear CBBC Jul 2015 Z	2015/04/15	2015/04/16
68001	SGA Societe Generale Acceptance N.V.-HSI R Bear CBBC Aug15 O	2015/04/15	2015/04/16
68000	SGA Societe Generale Acceptance N.V.-HSI R Bear CBBC Jul15 X	2015/04/15	2015/04/16
67993	SGA Societe Generale Acceptance N.V.-HSI R Bear CBBC Aug15 N	2015/04/15	2015/04/16
67978	SGA Societe Generale Acceptance N.V.-HSI R Bear CBBC Sep15 H	2015/04/15	2015/04/16
68020	BNP Paribas Arbit Issu B.V. – HSI R Bear CBBC Jul 2015 K	2015/04/15	2015/04/16
67973	SGA Societe Generale Acceptance N.V.-HSI R Bear CBBC Sep15 G	2015/04/15	2015/04/16
67952	J P Morgan SP BV – HSI R Bear CBBC Jul 2015 F	2015/04/15	2015/04/16
67969	SGA Societe Generale Acceptance NV -HSCEI R Bear CBBC Nov15A	2015/04/15	2015/04/16
67958	J P Morgan SP BV – HSI R Bear CBBC Aug 2015 D	2015/04/15	2015/04/16
67953	J P Morgan SP BV – HSI R Bear CBBC Jul 2015 H	2015/04/15	2015/04/16
68199	BNP Paribas Arbit Issu B.V. – HSI R Bear CBBC Sep 2015 I	2015/04/15	2015/04/16
67860	SGA Societe Generale Acceptance N.V.-ICBC R Bear CBBC Mar16A	2015/04/15	2015/04/16
68370	Credit Suisse AG – HSI R Bear CBBC Oct 2015 G	2015/04/15	2015/04/16
67633	Credit Suisse AG – CSOP A50 ETF R Bear CBBC Jun 2015 F	2015/04/15	2015/04/16
67076	SGA Societe Generale Acceptance N.V. -A50 R Bear CBBC Jul15D	2015/04/15	2015/04/16
67974	SGA Societe Generale Acceptance N.V.-HSI R Bear CBBC Oct15 D	2015/04/15	2015/04/16
68186	BNP Paribas Arbit Issu B.V. – HSI R Bear CBBC Jul 2015 J	2015/04/15	2015/04/16
68035	Credit Suisse AG – HSI R Bear CBBC Jul 2015 Z	2015/04/15	2015/04/16
68198	BNP Paribas Arbit Issu B.V. – HSI R Bear CBBC Sep 2015 H	2015/04/15	2015/04/16
68197	BNP Paribas Arbit Issu B.V. – HSI R Bear CBBC Sep 2015 G	2015/04/15	2015/04/16
68187	BNP Paribas Arbit Issu B.V. – HSI R Bear CBBC Jul 2015 P	2015/04/15	2015/04/16
68182	BNP Paribas Arbit Issu B.V. – HSI R Bear CBBC Jul 2015 Y	2015/04/15	2015/04/16
68120	SGA Societe Generale Acceptance N.V.-HSI R Bear CBBC Sep15 K	2015/04/15	2015/04/16
68119	SGA Societe Generale Acceptance N.V.-HSI R Bear CBBC Sep15 J	2015/04/15	2015/04/16
68115	SGA Societe Generale Acceptance N.V.-HSI R Bear CBBC Sep15 I	2015/04/15	2015/04/16
68098	Standard Chartered Bank – HSCEI R Bear CBBC Jul 2015 B	2015/04/15	2015/04/16
68074	Credit Suisse AG – HSI R Bear CBBC Jul 2015 V	2015/04/15	2015/04/16
68191	BNP Paribas Arbit Issu B.V. – HSI R Bear CBBC Sep 2015 F	2015/04/15	2015/04/16
68085	Standard Chartered Bank – HSI R Bear CBBC Jul 2015 D	2015/04/15	2015/04/16
68091	Standard Chartered Bank – HSI R Bear CBBC Jul 2015 E	2015/04/15	2015/04/16
68078	Standard Chartered Bank – HSI R Bear CBBC Jul 2015 C	2015/04/15	2015/04/16
68044	Credit Suisse AG – HSI R Bear CBBC Jul 2015 Q	2015/04/15	2015/04/16
68056	Credit Suisse AG – HSI R Bear CBBC Jul 2015 R	2015/04/15	2015/04/16
68036	Credit Suisse AG – HSI R Bear CBBC Jul 2015 J	2015/04/15	2015/04/16
69057	J P Morgan SP BV – HSI R Bear CBBC Jul 2015 G	2015/04/16	2015/04/17
69056	J P Morgan SP BV – HSI R Bear CBBC Jul 2015 K	2015/04/16	2015/04/17
69017	SGA Societe Generale Acceptance N.V.-HSI R Bear CBBC Nov15 D	2015/04/16	2015/04/17
69080	Credit Suisse AG – HSI R Bear CBBC Jul 2015 O	2015/04/16	2015/04/17
69015	SGA Societe Generale Acceptance N.V.-HSI R Bear CBBC Aug15 Q	2015/04/16	2015/04/17
69010	SGA Societe Generale Acceptance N.V.-HSI R Bear CBBC Aug15 P	2015/04/16	2015/04/17
67332	Credit Suisse AG – A50 China R Bear CBBC Jul 2015 C	2015/04/16	2015/04/17
69009	SGA Societe Generale Acceptance N.V.-HSI R Bear CBBC Oct15 F	2015/04/16	2015/04/17
69055	J P Morgan SP BV – HSI R Bear CBBC Jul 2015 J	2015/04/16	2015/04/17
69060	J P Morgan SP BV – HSI R Bear CBBC Aug 2015 H	2015/04/16	2015/04/17
69069	J P Morgan SP BV – HSI R Bear CBBC Sep 2015 C	2015/04/16	2015/04/17
67326	Credit Suisse AG – CSOP A50 ETF R Bear CBBC Jul 2015 E	2015/04/16	2015/04/17
67335	Credit Suisse AG – A50 China R Bear CBBC Jul 2015 D	2015/04/16	2015/04/17
68936	HK Bank – HKEx R Bear CBBC Feb 2016 A	2015/04/16	2015/04/17
69098	Credit Suisse AG – HSI R Bear CBBC Jul 2015 U	2015/04/16	2015/04/17
69093	Credit Suisse AG – HSI R Bear CBBC Aug 2015 K	2015/04/16	2015/04/17
69081	Credit Suisse AG – HSI R Bear CBBC Jul 2015 T	2015/04/16	2015/04/17
69092	Credit Suisse AG – HSI R Bear CBBC Aug 2015 J	2015/04/16	2015/04/17
69077	Credit Suisse AG – HSI R Bear CBBC Sep 2015 S	2015/04/16	2015/04/17
69236	SGA Societe Generale Acceptance N.V. -A50 R Bear CBBC Sep15A	2015/04/16	2015/04/17
69127	BNP Paribas Arbit Issu B.V. – HSI R Bear CBBC Jul 2015 W	2015/04/16	2015/04/17
67988	SGA Societe Generale Acceptance NV -HSCEI R Bear CBBC Dec15A	2015/04/16	2015/04/17
69078	Credit Suisse AG – HSI R Bear CBBC Oct 2015 J	2015/04/16	2015/04/17
62405	HK Bank – CNOOC R Bear CBBC Jul 2015 B	2015/04/16	2015/04/17
67079	SGA Societe Generale Acceptance N.V. -A50 R Bear CBBC Aug15D	2015/04/16	2015/04/17
68082	UBS AG – ICBC R Bear CBBC Aug 2015 A	2015/04/16	2015/04/17
68101	HK Bank – CSOP A50 ETF R Bear CBBC Feb 2016 A	2015/04/16	2015/04/17
68947	UBS AG – HSI R Bear CBBC Jul 2015 T	2015/04/16	2015/04/17
68933	HK Bank – HKEx R Bear CBBC Dec 2015 B	2015/04/16	2015/04/17
69008	SGA Societe Generale Acceptance N.V.-HSI R Bear CBBC Oct15 E	2015/04/16	2015/04/17
67682	HK Bank – A50 R Bear CBBC Nov 2015 F	2015/04/16	2015/04/17
68950	UBS AG – HSI R Bear CBBC Jul 2015 A	2015/04/16	2015/04/17
68952	UBS AG – HSI R Bear CBBC Jul 2015 P	2015/04/16	2015/04/17
68955	UBS AG – HSI R Bear CBBC Aug 2015 B	2015/04/16	2015/04/17
68957	UBS AG – HSI R Bear CBBC Aug 2015 C	2015/04/16	2015/04/17
68961	UBS AG – HSI R Bear CBBC Aug 2015 D	2015/04/16	2015/04/17
68973	UBS AG – HSCEI R Bear CBBC Jul 2015 C	2015/04/16	2015/04/17
68979	UBS AG – HSCEI R Bear CBBC Aug 2015 B	2015/04/16	2015/04/17
68906	HK Bank – HSI R Bear CBBC Mar 2016 C	2015/04/16	2015/04/17
69133	BNP Paribas Arbit Issu B.V. – HSI R Bear CBBC Jul 2015 S	2015/04/16	2015/04/17
69275	J P Morgan SP BV – HSI R Bear CBBC Aug 2015 I	2015/04/16	2015/04/17
69276	J P Morgan SP BV – HSI R Bear CBBC Aug 2015 J	2015/04/16	2015/04/17
69355	J P Morgan SP BV – HSCEI R Bear CBBC Dec 2015 B	2015/04/16	2015/04/17
69218	Standard Chartered Bank – HSI R Bear CBBC Jul 2015 G	2015/04/16	2015/04/17
69217	Standard Chartered Bank – HSI R Bear CBBC Jul 2015 F	2015/04/16	2015/04/17
69213	Standard Chartered Bank – HSCEI R Bear CBBC Jul 2015 C	2015/04/16	2015/04/17
69272	J P Morgan SP BV – HSI R Bear CBBC Jul 2015 L	2015/04/16	2015/04/17
69303	Credit Suisse AG – HSCEI R Bear CBBC Sep 2015 B	2015/04/16	2015/04/17

List of expired CBBC, 2015 (continued)

Code	CBBC	Last trading date	Delisted date
69866	HK Bank – A50 R Bull CBBC Apr 2015 C	2015/04/16	2015/04/20
69076	Credit Suisse AG – HSI R Bear CBBC Aug 2015 I	2015/04/16	2015/04/17
69140	BNP Paribas Arbit Issu B.V. – HSI R Bear CBBC Jul 2015 A	2015/04/16	2015/04/17
69139	BNP Paribas Arbit Issu B.V. – HSI R Bear CBBC Jul 2015 E	2015/04/16	2015/04/17
69138	BNP Paribas Arbit Issu B.V. – HSI R Bear CBBC Jul 2015 Q	2015/04/16	2015/04/17
69134	BNP Paribas Arbit Issu B.V. – HSI R Bear CBBC Jul 2015 T	2015/04/16	2015/04/17
69203	BNP Paribas Arbit Issu B.V. – HSI R Bear CBBC Jul 2015 D	2015/04/16	2015/04/17
69458	Credit Suisse AG – HSI R Bear CBBC Aug 2015 L	2015/04/17	2015/04/20
65557	UBS AG – Sands China R Bear CBBC Apr 2015 A	2015/04/17	2015/04/21
69356	J P Morgan SP BV – HSCEI R Bear CBBC Dec 2015 C	2015/04/17	2015/04/20
69489	Credit Suisse AG – HSI R Bear CBBC Aug 2015 M	2015/04/17	2015/04/20
69473	BNP Paribas Arbit Issu B.V. – HSI R Bear CBBC Jul 2015 F	2015/04/17	2015/04/20
69464	UBS AG – HSI R Bear CBBC Aug 2015 H	2015/04/17	2015/04/20
69463	UBS AG – HSI R Bear CBBC Jul 2015 F	2015/04/17	2015/04/20
69419	HK Bank – HKEx R Bear CBBC Jan 2016 B	2015/04/17	2015/04/20
69462	UBS AG – HSI R Bear CBBC Aug 2015 G	2015/04/17	2015/04/20
69459	UBS AG – HSI R Bear CBBC Jul 2015 C	2015/04/17	2015/04/20
68962	UBS AG – HSI R Bear CBBC Aug 2015 E	2015/04/17	2015/04/20
62339	Standard Chartered Bank – PetCh R Bear CBBC Jul 2015 A	2015/04/17	2015/04/20
62351	Standard Chartered Bank – CNOOC R Bear CBBC Apr 2015 A	2015/04/17	2015/04/21
62355	UBS AG – CSOP A50 ETF R Bull CBBC Apr 2015 A	2015/04/17	2015/04/21
69454	SGA Societe Generale Acceptance N.V.-HSI R Bear CBBC Aug15 U	2015/04/17	2015/04/20
63047	Citigroup Global Mkt H Inc. – HSBC R Bear CBBC Apr 2015 A	2015/04/17	2015/04/21
69460	UBS AG – HSI R Bear CBBC Jul 2015 Q	2015/04/17	2015/04/20
61228	HK Bank – PetCh R Bear CBBC Jul 2015 C	2015/04/17	2015/04/20
69035	Citigroup Global Mkt H Inc. -China Mobile R Bull CBBC Apr15B	2015/04/17	2015/04/21
69201	BNP Paribas Arbit Issu B.V. – HSI R Bear CBBC Jul 2015 B	2015/04/17	2015/04/20
69074	Credit Suisse AG – HSI R Bear CBBC Nov 2015 C	2015/04/17	2015/04/20
68210	UBS AG – A50 China R Bull CBBC Apr 2015 A	2015/04/17	2015/04/21
67637	Credit Suisse AG – CSOP A50 ETF R Bear CBBC Jun 2015 G	2015/04/17	2015/04/20
69549	Standard Chartered Bank – HSI R Bear CBBC Jul 2015 I	2015/04/17	2015/04/20
69025	SGA Societe Generale Acceptance N.V.-HSI R Bear CBBC Aug15 R	2015/04/17	2015/04/20
67849	SGA Societe Generale Acceptance N.V. -CCB R Bear CBBC Mar16A	2015/04/17	2015/04/20
69278	J P Morgan SP BV – HSI R Bear CBBC Sep 2015 D	2015/04/17	2015/04/20
69304	Credit Suisse AG – HSCEI R Bear CBBC Oct 2015 A	2015/04/17	2015/04/20
67346	HK Bank – Sinopec Corp R Bear CBBC Apr 2015 D	2015/04/17	2015/04/21
69546	Standard Chartered Bank – HSI R Bear CBBC Jul 2015 H	2015/04/17	2015/04/20
69455	SGA Societe Generale Acceptance N.V.-HSI R Bear CBBC Oct15 R	2015/04/17	2015/04/20
69279	J P Morgan SP BV – HSI R Bear CBBC Sep 2015 E	2015/04/17	2015/04/20
69788	Credit Suisse AG – HSI R Bull CBBC Nov 2015 Q	2015/04/20	2015/04/21
69652	Standard Chartered Bank – HSI R Bull CBBC Jul 2015 S	2015/04/20	2015/04/21
69641	Credit Suisse AG – HSI R Bear CBBC Jul 2015 I	2015/04/20	2015/04/21
69659	UBS AG – HSI R Bear CBBC Jul 2015 H	2015/04/20	2015/04/21
69654	Standard Chartered Bank – HSI R Bear CBBC Jul 2015 K	2015/04/20	2015/04/21
69642	Credit Suisse AG – HSI R Bear CBBC Jul 2015 P	2015/04/20	2015/04/21
69676	UBS AG – HSCEI R Bull CBBC Nov 2015 C	2015/04/20	2015/04/21
69644	Credit Suisse AG – HSI R Bear CBBC Jul 2015 F	2015/04/20	2015/04/21
69678	UBS AG – HSCEI R Bull CBBC Dec 2015 G	2015/04/20	2015/04/21
69617	HK Bank – HSI R Bull CBBC Apr 2016 A	2015/04/20	2015/04/21
69640	SGA Societe Generale Acceptance N.V.-HSI R Bear CBBC Oct15 T	2015/04/20	2015/04/21
69816	UBS AG – HSI R Bull CBBC Jan 2016 B	2015/04/20	2015/04/21
69854	BNP Paribas Arbit Issu B.V. – HSI R Bull CBBC Jan 2016 R	2015/04/20	2015/04/21
69848	BNP Paribas Arbit Issu B.V. – HSI R Bull CBBC Jan 2016 Q	2015/04/20	2015/04/21
69844	BNP Paribas Arbit Issu B.V. – HSI R Bull CBBC Jan 2016 P	2015/04/20	2015/04/21
69843	BNP Paribas Arbit Issu B.V. – HSI R Bull CBBC Jan 2016 O	2015/04/20	2015/04/21
69840	BNP Paribas Arbit Issu B.V. – HSI R Bull CBBC Jan 2016 N	2015/04/20	2015/04/21
69837	BNP Paribas Arbit Issu B.V. – HSI R Bull CBBC Jan 2016 M	2015/04/20	2015/04/21
69836	BNP Paribas Arbit Issu B.V. – HSI R Bull CBBC Jan 2016 L	2015/04/20	2015/04/21
69832	BNP Paribas Arbit Issu B.V. – HSI R Bull CBBC Jan 2016 K	2015/04/20	2015/04/21
69831	BNP Paribas Arbit Issu B.V. – HSI R Bull CBBC Jan 2016 J	2015/04/20	2015/04/21
69823	UBS AG – HSI R Bull CBBC Dec 2015 K	2015/04/20	2015/04/21
69786	Credit Suisse AG – HSI R Bull CBBC Nov 2015 O	2015/04/20	2015/04/21
69819	UBS AG – HSI R Bull CBBC Feb 2016 B	2015/04/20	2015/04/21
69681	Standard Chartered Bank – HSI R Bull CBBC Jul 2015 T	2015/04/20	2015/04/21
69802	Credit Suisse AG – HSI R Bull CBBC Nov 2015 R	2015/04/20	2015/04/21
69505	Credit Suisse AG – HSI R Bull CBBC Sep 2015 Y	2015/04/20	2015/04/21
69787	Credit Suisse AG – HSI R Bull CBBC Nov 2015 P	2015/04/20	2015/04/21
69616	HK Bank – TCH R Bull CBBC Dec 2015 L	2015/04/20	2015/04/21
69784	Credit Suisse AG – HSI R Bull CBBC Nov 2015 N	2015/04/20	2015/04/21
69764	SGA Societe Generale Acceptance N.V.-HSI R Bull CBBC Jan16 Q	2015/04/20	2015/04/21
69763	SGA Societe Generale Acceptance N.V.-HSI R Bull CBBC Dec15 X	2015/04/20	2015/04/21
69762	SGA Societe Generale Acceptance N.V.-HSI R Bull CBBC Jan16 P	2015/04/20	2015/04/21
69731	Credit Suisse AG – HKEx R Bull CBBC Nov 2015 A	2015/04/20	2015/04/21
69697	Credit Suisse AG – TCH R Bull CBBC Nov 2015 A	2015/04/20	2015/04/21
69689	Credit Suisse AG – HSCEI R Bull CBBC Nov 2015 F	2015/04/20	2015/04/21
69822	UBS AG – HSI R Bull CBBC Jan 2016 C	2015/04/20	2015/04/21
69578	UBS AG – HSI R Bull CBBC Nov 2015 P	2015/04/20	2015/04/21
69156	SGA Societe Generale Acceptance N.V.-HSI R Bull CBBC Jan16 J	2015/04/20	2015/04/21
69168	BNP Paribas Arbit Issu B.V. – HSI R Bull CBBC Jan 2016 A	2015/04/20	2015/04/21
69169	BNP Paribas Arbit Issu B.V. – HSI R Bull CBBC Jan 2016 B	2015/04/20	2015/04/21
69517	Credit Suisse AG – HSI R Bull CBBC Sep 2015 Z	2015/04/20	2015/04/21
69353	Credit Suisse AG – HSI R Bull CBBC Oct 2015 B	2015/04/20	2015/04/21
69219	J P Morgan SP BV – HSI R Bull CBBC Dec 2015 X	2015/04/20	2015/04/21
69579	UBS AG – HSI R Bull CBBC Jan 2016 A	2015/04/20	2015/04/21
69366	UBS AG – HSI R Bull CBBC Dec 2015 F	2015/04/20	2015/04/21
69364	UBS AG – HSI R Bull CBBC Nov 2015 L	2015/04/20	2015/04/21
69227	J P Morgan SP BV – HSI R Bull CBBC Dec 2015 Y	2015/04/20	2015/04/21

List of expired CBBC, 2015 (continued)

Code	CBBC	Last trading date	Delisted date
69598	SGA Societe Generale Acceptance N.V.-HSI R Bull CBBC Dec15 V	2015/04/20	2015/04/21
69599	SGA Societe Generale Acceptance N.V.-HSI R Bull CBBC Jan16 O	2015/04/20	2015/04/21
69231	J P Morgan SP BV – HSI R Bull CBBC Dec 2015 Z	2015/04/20	2015/04/21
69354	Credit Suisse AG – HSI R Bull CBBC Oct 2015 C	2015/04/20	2015/04/21
69524	Standard Chartered Bank – HSI R Bull CBBC Jul 2015 P	2015/04/20	2015/04/21
69989	SGA Societe Generale Acceptance N.V.-HSI R Bull CBBC Nov15 C	2015/04/21	2015/04/22
60026	UBS AG – HSI R Bull CBBC Dec 2015 L	2015/04/21	2015/04/22
60098	UBS AG – HSI R Bear CBBC Jul 2015 L	2015/04/21	2015/04/22
60028	UBS AG – HSI R Bull CBBC Nov 2015 S	2015/04/21	2015/04/22
69992	SGA Societe Generale Acceptance N.V.-HSI R Bull CBBC Nov15 E	2015/04/21	2015/04/22
60029	UBS AG – HSI R Bull CBBC Feb 2016 C	2015/04/21	2015/04/22
69990	SGA Societe Generale Acceptance N.V.-HSI R Bull CBBC Nov15 D	2015/04/21	2015/04/22
69968	SGA Societe Generale Acceptance N.V.-HKEx R Bull CBBC Mar16A	2015/04/21	2015/04/22
60097	Credit Suisse AG – HSI R Bear CBBC Jul 2015 M	2015/04/21	2015/04/22
69953	SGA Societe Generale Acceptance N.V.-CSA50 R Bear CBBC Dec15B	2015/04/21	2015/04/22
60096	Credit Suisse AG – HSI R Bear CBBC Jul 2015 L	2015/04/21	2015/04/22
60048	Credit Suisse AG – HSI R Bull CBBC Jan 2016 C	2015/04/21	2015/04/22
60025	Credit Suisse AG – HSI R Bull CBBC Jan 2016 A	2015/04/21	2015/04/22
60045	Credit Suisse AG – HSI R Bull CBBC Jan 2016 B	2015/04/21	2015/04/22
60019	Standard Chartered Bank – HSI R Bull CBBC Jul 2015 V	2015/04/21	2015/04/22
66634	J P Morgan SP BV – CSOP A50 ETF R Bull CBBC Apr 2015 A	2015/04/21	2015/04/22
69973	SGA Societe Generale Acceptance NV -HSCEI R Bull CBBC Jan16B	2015/04/21	2015/04/22
60005	Standard Chartered Bank – HSI R Bull CBBC Jul 2015 U	2015/04/21	2015/04/22
69987	SGA Societe Generale Acceptance N.V.-HSI R Bull CBBC Nov15 A	2015/04/21	2015/04/22
69766	SGA Societe Generale Acceptance N.V.-HSI R Bear CBBC Oct15 U	2015/04/21	2015/04/22
67236	Credit Suisse AG – HSI R Bull CBBC May 2015 B	2015/04/22	2015/04/23
67349	Credit Suisse AG – HSI R Bull CBBC May 2015 U	2015/04/22	2015/04/23
69027	SGA Societe Generale Acceptance N.V.-HSI R Bear CBBC Sep15 L	2015/04/22	2015/04/23
67785	Credit Suisse AG – HSI R Bull CBBC Jul 2015 H	2015/04/22	2015/04/23
67238	Credit Suisse AG – HSI R Bull CBBC May 2015 E	2015/04/22	2015/04/23
69031	SGA Societe Generale Acceptance N.V.-HSI R Bear CBBC Oct15 G	2015/04/22	2015/04/23
60186	Standard Chartered Bank – HSI R Bear CBBC Jul 2015 Q	2015/04/22	2015/04/23
68204	BNP Paribas Arbit Issu B.V. – HSI R Bear CBBC Sep 2015 J	2015/04/22	2015/04/23
69954	SGA Societe Generale Acceptance N.V.-CSA50 R Bear CBBC Dec15C	2015/04/22	2015/04/23
69650	Credit Suisse AG – HSI R Bear CBBC Jul 2015 H	2015/04/22	2015/04/23
69656	Standard Chartered Bank – HSI R Bear CBBC Jul 2015 L	2015/04/22	2015/04/23
69457	SGA Societe Generale Acceptance N.V.-HSI R Bear CBBC Oct15 S	2015/04/22	2015/04/23
68472	UBS AG – HSI R Bear CBBC Nov 2015 A	2015/04/22	2015/04/23
69391	HK Bank – HSI R Bear CBBC Mar 2016 D	2015/04/22	2015/04/23
60173	BNP Paribas Arbit Issu B.V. – HSI R Bear CBBC Aug 2015 B	2015/04/22	2015/04/23
60323	SGA Societe Generale Acceptance N.V.-HSI R Bear CBBC Sep15 R	2015/04/22	2015/04/23
68383	Credit Suisse AG – HSI R Bear CBBC Oct 2015 H	2015/04/22	2015/04/23
60206	Macquarie Bank Ltd. – HSI R Bear CBBC Aug 2015 F	2015/04/22	2015/04/23
68663	J P Morgan SP BV – HSI R Bear CBBC Nov 2015 A	2015/04/22	2015/04/23
60262	Credit Suisse AG – HSI R Bear CBBC Aug 2015 Q	2015/04/22	2015/04/23
60265	Credit Suisse AG – HSI R Bear CBBC Aug 2015 N	2015/04/22	2015/04/23
60288	UBS AG – HSI R Bear CBBC Jul 2015 U	2015/04/22	2015/04/23
60297	UBS AG – HSI R Bear CBBC Jul 2015 V	2015/04/22	2015/04/23
60171	BNP Paribas Arbit Issu B.V. – HSI R Bear CBBC Aug 2015 A	2015/04/22	2015/04/23
66834	Credit Suisse AG – HSI R Bull CBBC Oct 2015 A	2015/04/22	2015/04/23
66976	Credit Suisse AG – HSI R Bull CBBC Aug 2015 L	2015/04/22	2015/04/23
66698	Credit Suisse AG – HSI R Bull CBBC Jun 2015 Y	2015/04/22	2015/04/23
66629	J P Morgan SP BV – A50 China R Bull CBBC Apr 2015 A	2015/04/22	2015/04/24
66712	Credit Suisse AG – HSI R Bull CBBC Jul 2015 M	2015/04/22	2015/04/23
66726	Credit Suisse AG – HSI R Bull CBBC Jun 2015 F	2015/04/22	2015/04/23
66727	Credit Suisse AG – HSI R Bull CBBC Jul 2015 O	2015/04/22	2015/04/23
61612	Credit Suisse AG – HSI R Bull CBBC Jun 2015 C	2015/04/22	2015/04/23
66828	Credit Suisse AG – HSI R Bull CBBC Sep 2015 A	2015/04/22	2015/04/23
66566	Credit Suisse AG – HSI R Bull CBBC Jul 2015 E	2015/04/22	2015/04/23
66341	HK Bank – Ping An R Bear CBBC Dec 2015 C	2015/04/22	2015/04/23
66951	Credit Suisse AG – HSI R Bull CBBC May 2015 T	2015/04/22	2015/04/23
66961	Credit Suisse AG – HSI R Bull CBBC May 2015 Y	2015/04/22	2015/04/23
66973	Credit Suisse AG – HSI R Bull CBBC Jul 2015 R	2015/04/22	2015/04/23
61272	Credit Suisse AG – HSI R Bull CBBC Jul 2015 J	2015/04/22	2015/04/23
61610	Credit Suisse AG – HSI R Bull CBBC May 2015 P	2015/04/22	2015/04/23
61608	Credit Suisse AG – HSI R Bull CBBC May 2015 O	2015/04/22	2015/04/23
66732	Credit Suisse AG – HSI R Bull CBBC Jul 2015 P	2015/04/22	2015/04/23
60187	Standard Chartered Bank – HSI R Bear CBBC Jul 2015 R	2015/04/23	2015/04/24
68097	Standard Chartered Bank – TCH R Bear CBBC Dec 2015 A	2015/04/23	2015/04/24
69410	HK Bank – HSI R Bear CBBC Jan 2016 C	2015/04/23	2015/04/24
69281	J P Morgan SP BV – HSI R Bear CBBC Oct 2015 B	2015/04/23	2015/04/24
60375	HK Bank – China Mobile R Bear CBBC Dec 2015 B	2015/04/23	2015/04/24
60409	BNP Paribas Arbit Issu B.V. – HSI R Bear CBBC Aug 2015 C	2015/04/23	2015/04/24
60416	Standard Chartered Bank – HSI R Bear CBBC Jul 2015 T	2015/04/23	2015/04/24
60437	Credit Suisse AG – HSI R Bear CBBC Sep 2015 W	2015/04/23	2015/04/24
60455	Credit Suisse AG – HSI R Bear CBBC Sep 2015 X	2015/04/23	2015/04/24
60457	UBS AG – HSI R Bear CBBC Jul 2015 W	2015/04/23	2015/04/24
69200	BNP Paribas Arbit Issu B.V. – HSI R Bear CBBC Sep 2015 O	2015/04/23	2015/04/24
69072	Credit Suisse AG – HSI R Bear CBBC Sep 2015 R	2015/04/23	2015/04/24
69034	SGA Societe Generale Acceptance N.V.-HSI R Bear CBBC Sep15 M	2015/04/23	2015/04/24
69032	SGA Societe Generale Acceptance N.V.-HSI R Bear CBBC Aug15 S	2015/04/23	2015/04/24
69660	UBS AG – HSI R Bear CBBC Jul 2015 J	2015/04/23	2015/04/24
60067	Credit Suisse AG – HSI R Bear CBBC Jul 2015 K	2015/04/23	2015/04/24
69559	Standard Chartered Bank – HSI R Bear CBBC Jul 2015 J	2015/04/23	2015/04/24
62301	Credit Suisse AG – HSI R Bear CBBC Apr 2015 M	2015/04/23	2015/04/24
69465	UBS AG – HSI R Bear CBBC Aug 2015 I	2015/04/23	2015/04/24
69477	BNP Paribas Arbit Issu B.V. – HSI R Bear CBBC Jul 2015 G	2015/04/23	2015/04/24

List of expired CBBC, 2015 (continued)

Code	CBBC	Last trading date	Delisted date
67616	Bank of East Asia – Sands China R Bear CBBC Apr 2015 A	2015/04/24	2015/04/28
68800	HK Bank – CSOP A50 ETF R Bull CBBC Apr 2015 A	2015/04/24	2015/04/28
68798	HK Bank – A50 R Bull CBBC Apr 2015 A	2015/04/24	2015/04/28
60547	Credit Suisse AG – HSI R Bear CBBC Jul 2015 N	2015/04/24	2015/04/27
60540	SGA Societe Generale Acceptance N.V.-HSI R Bear CBBC Sep15 T	2015/04/24	2015/04/27
63924	Standard Chartered Bank – HSBC R Bear CBBC Oct 2015 A	2015/04/24	2015/04/27
60537	SGA Societe Generale Acceptance N.V.-HSI R Bear CBBC Sep15 S	2015/04/24	2015/04/27
60505	HK Bank – CSOP A50 ETF R Bull CBBC Jan 2016 Z	2015/04/24	2015/04/27
60496	HK Bank – HSCEI R Bull CBBC Jan 2016 D	2015/04/24	2015/04/27
60649	UBS AG – HSI R Bull CBBC Nov 2015 W	2015/04/24	2015/04/27
60321	SGA Societe Generale Acceptance N.V.-HSI R Bull CBBC Feb16 C	2015/04/24	2015/04/27
60647	SGA Societe Generale Acceptance N.V.-HSI R Bull CBBC Feb16 D	2015/04/24	2015/04/27
60485	UBS AG – HSI R Bull CBBC Oct 2015 R	2015/04/24	2015/04/27
60482	Credit Suisse AG – HSI R Bull CBBC Oct 2015 D	2015/04/24	2015/04/27
60333	Credit Suisse AG – HSI R Bull CBBC Dec 2015 D	2015/04/24	2015/04/27
64364	HK Bank – SHK Ppt R Bull CBBC Apr 2015 B	2015/04/24	2015/04/28
60461	Credit Suisse AG – CSOP A50 ETF R Bull CBBC Jan 2016 A	2015/04/24	2015/04/27
64883	UBS AG – A50 China R Bull CBBC Apr 2015 D	2015/04/24	2015/04/28
60660	Credit Suisse AG – HSI R Bull CBBC Oct 2015 F	2015/04/24	2015/04/27
68317	HK Bank – A50 R Bull CBBC Apr 2015 B	2015/04/24	2015/04/28
69250	HK Bank – Sands China R Bear CBBC Apr 2015 A	2015/04/24	2015/04/28
60318	UBS AG – HSI R Bull CBBC Nov 2015 V	2015/04/24	2015/04/27
64828	HK Bank – CSOP A50 ETF R Bull CBBC Apr 2015 H	2015/04/24	2015/04/28
60682	UBS AG – HSI R Bear CBBC Jul 2015 E	2015/04/24	2015/04/27
61865	HK Bank – Sinopec Corp R Bear CBBC Apr 2015 B	2015/04/24	2015/04/28
60684	J P Morgan SP BV – HSI R Bear CBBC Jul 2015 D	2015/04/24	2015/04/27
60691	BNP Paribas Arbit Issu B.V. – HSI R Bear CBBC Aug 2015 D	2015/04/24	2015/04/27
60131	Credit Suisse AG – HSCEI R Bull CBBC Dec 2015 C	2015/04/24	2015/04/27
68325	HK Bank – Hutchison R Bear CBBC Apr 2015 A	2015/04/24	2015/04/28
66302	HK Bank – Geely Auto R Bull CBBC Apr 2015 A	2015/04/24	2015/04/28
60555	UBS AG – HSI R Bear CBBC Jul 2015 B	2015/04/24	2015/04/27
60671	J P Morgan SP BV – HSCEI R Bull CBBC Nov 2015 D	2015/04/24	2015/04/27
60558	UBS AG – HSI R Bear CBBC Jul 2015 D	2015/04/24	2015/04/27
60561	J P Morgan SP BV – HSI R Bull CBBC Nov 2015 T	2015/04/24	2015/04/27
60578	J P Morgan SP BV – HSI R Bear CBBC Jul 2015 C	2015/04/24	2015/04/27
60569	J P Morgan SP BV – HSI R Bull CBBC Dec 2015 H	2015/04/24	2015/04/27
60672	J P Morgan SP BV – HSCEI R Bull CBBC Dec 2015 E	2015/04/24	2015/04/27
60890	Credit Suisse AG – HSI R Bear CBBC Aug 2015 S	2015/04/27	2015/04/28
68250	HK Bank – Sinopec Corp R Bear CBBC Sep 2015 A	2015/04/27	2015/04/28
63079	Standard Chartered Bank – CUni R Bear CBBC Aug 2015 A	2015/04/27	2015/04/28
60889	Credit Suisse AG – HSI R Bear CBBC Aug 2015 R	2015/04/27	2015/04/28
69768	SGA Societe Generale Acceptance N.V.-HSI R Bear CBBC Aug15 V	2015/04/27	2015/04/28
60089	SGA Societe Generale Acceptance N.V.-HSI R Bear CBBC Oct15 W	2015/04/27	2015/04/28
60887	Credit Suisse AG – HSI R Bear CBBC Aug 2015 F	2015/04/27	2015/04/28
69683	Standard Chartered Bank – HSI R Bear CBBC Jul 2015 N	2015/04/27	2015/04/28
68681	J P Morgan SP BV – HSI R Bear CBBC Dec 2015 B	2015/04/27	2015/04/28
60582	J P Morgan SP BV – HSI R Bear CBBC Sep 2015 F	2015/04/27	2015/04/28
60579	J P Morgan SP BV – HSI R Bear CBBC Aug 2015 K	2015/04/27	2015/04/28
68385	Credit Suisse AG – HSI R Bear CBBC Oct 2015 I	2015/04/27	2015/04/28
60680	J P Morgan SP BV – HSCEI R Bear CBBC Dec 2015 D	2015/04/27	2015/04/28
61577	HK Bank – Sinopec Corp R Bear CBBC Jul 2015 A	2015/04/27	2015/04/28
60882	UBS AG – HSCEI R Bear CBBC Oct 2015 C	2015/04/27	2015/04/28
69195	BNP Paribas Arbit Issu B.V. – HSI R Bear CBBC Sep 2015 N	2015/04/27	2015/04/28
62709	HK Bank – HSI R Bear CBBC Dec 2015 D	2015/04/27	2015/04/28
69036	SGA Societe Generale Acceptance N.V.-HSI R Bear CBBC Aug15 T	2015/04/27	2015/04/28
60895	Credit Suisse AG – HSI R Bear CBBC Aug 2015 G	2015/04/27	2015/04/28
69157	SGA Societe Generale Acceptance N.V.-HSI R Bear CBBC Oct15 K	2015/04/27	2015/04/28
69694	Credit Suisse AG – HSI R Bear CBBC Aug 2015 P	2015/04/27	2015/04/28
60886	Credit Suisse AG – HSCEI R Bear CBBC Aug 2015 E	2015/04/27	2015/04/28
60896	Standard Chartered Bank – HSI R Bear CBBC Jul 2015 W	2015/04/27	2015/04/28
60884	Credit Suisse AG – HSCEI R Bear CBBC Aug 2015 D	2015/04/27	2015/04/28
60554	Credit Suisse AG – HSI R Bear CBBC Jul 2015 A	2015/04/27	2015/04/28
69042	SGA Societe Generale Acceptance N.V.-HSI R Bear CBBC Sep15 N	2015/04/27	2015/04/28
60945	J P Morgan SP BV – HSI R Bear CBBC Aug 2015 L	2015/04/27	2015/04/28
60906	BNP Paribas Arbit Issu B.V. – HSI R Bear CBBC Aug 2015 E	2015/04/27	2015/04/28
60959	UBS AG – HSI R Bear CBBC Jul 2015 G	2015/04/27	2015/04/28
63800	UBS AG – HSBC R Bear CBBC Jul 2015 A	2015/04/27	2015/04/28
69490	Credit Suisse AG – HSI R Bear CBBC Aug 2015 O	2015/04/27	2015/04/28
60765	Standard Chartered Bank – HSI R Bear CBBC Jul 2015 V	2015/04/27	2015/04/28
69411	HK Bank – HSI R Bear CBBC Mar 2016 E	2015/04/27	2015/04/28
69415	HK Bank – HSI R Bear CBBC Mar 2016 F	2015/04/27	2015/04/28
60956	J P Morgan SP BV – HSCEI R Bear CBBC Dec 2015 E	2015/04/27	2015/04/28
60955	J P Morgan SP BV – HSCEI R Bear CBBC Jan 2016 C	2015/04/27	2015/04/28
60954	J P Morgan SP BV – HSI R Bear CBBC Oct 2015 D	2015/04/27	2015/04/28
60070	Credit Suisse AG – HSI R Bear CBBC Jul 2015 B	2015/04/27	2015/04/28
69478	BNP Paribas Arbit Issu B.V. – HSI R Bear CBBC Jul 2015 H	2015/04/27	2015/04/28
60962	UBS AG – HSI R Bear CBBC Jul 2015 I	2015/04/27	2015/04/28
60762	Standard Chartered Bank – HSI R Bear CBBC Jul 2015 U	2015/04/27	2015/04/28
60930	J P Morgan SP BV – HSI R Bear CBBC Jul 2015 E	2015/04/27	2015/04/28
60910	BNP Paribas Arbit Issu B.V. – HSI R Bear CBBC Aug 2015 H	2015/04/27	2015/04/28
67854	SGA Societe Generale Acceptance N.V.-CMBC R Bear CBBC Oct15A	2015/04/27	2015/04/28
60909	BNP Paribas Arbit Issu B.V. – HSI R Bear CBBC Aug 2015 G	2015/04/27	2015/04/28
64818	HK Bank – HSI R Bear CBBC Apr 2015 J	2015/04/27	2015/04/28
60653	Standard Chartered Bank – HSBC R Bear CBBC Aug 2015 A	2015/04/27	2015/04/28
69466	UBS AG – HSI R Bear CBBC Aug 2015 J	2015/04/27	2015/04/28
67708	HK Bank – Minsheng Bank R Bear CBBC Dec 2015 A	2015/04/27	2015/04/28
60907	BNP Paribas Arbit Issu B.V. – HSI R Bear CBBC Aug 2015 F	2015/04/27	2015/04/28

List of expired CBBC, 2015 (continued)

Code	CBBC	Last trading date	Delisted date
60952	J P Morgan SP BV – HSI R Bear CBBC Sep 2015 G	2015/04/27	2015/04/28
68129	SGA Societe Generale Acceptance N.V.-HSI R Bear CBBC Nov15 B	2015/04/27	2015/04/28
69682	Standard Chartered Bank – HSI R Bear CBBC Jul 2015 M	2015/04/27	2015/04/28
60020	Standard Chartered Bank – HSI R Bear CBBC Jul 2015 O	2015/04/27	2015/04/28
60973	UBS AG – HSCEI R Bear CBBC Nov 2015 B	2015/04/27	2015/04/28
60799	SGA Societe Generale Acceptance N.V.-HKEx R Bear CBBC Nov15C	2015/04/27	2015/04/28
69282	J P Morgan SP BV – HSI R Bear CBBC Nov 2015 B	2015/04/27	2015/04/28
69342	Credit Suisse AG – HSI R Bear CBBC Nov 2015 F	2015/04/27	2015/04/28
68213	BNP Paribas Arbit Issu B.V. – HSI R Bear CBBC Sep 2015 K	2015/04/27	2015/04/28
60901	Standard Chartered Bank – HSI R Bear CBBC Jul 2015 X	2015/04/27	2015/04/28
69661	UBS AG – HSI R Bear CBBC Sep 2015 F	2015/04/27	2015/04/28
60791	SGA Societe Generale Acceptance N.V.-HSI R Bear CBBC Oct15 Z	2015/04/27	2015/04/28
65155	SGA Societe Generale Acceptance N.V.-HSI R Bear CBBC Jun15 C	2015/04/27	2015/04/28
60204	Macquarie Bank Ltd. – HSI R Bear CBBC Aug 2015 E	2015/04/27	2015/04/28
60970	UBS AG – HSI R Bear CBBC Jul 2015 Y	2015/04/27	2015/04/28
60964	UBS AG – HSI R Bear CBBC Jul 2015 N	2015/04/27	2015/04/28
60966	UBS AG – HSI R Bear CBBC Jul 2015 O	2015/04/27	2015/04/28
60969	UBS AG – HSI R Bear CBBC Jul 2015 X	2015/04/27	2015/04/28
60963	UBS AG – HSI R Bear CBBC Jul 2015 K	2015/04/27	2015/04/28
60904	SGA Societe Generale Acceptance N.V.-HSI R Bear CBBC Sep15 V	2015/04/27	2015/04/28
60971	UBS AG – HSI R Bear CBBC Jul 2015 Z	2015/04/27	2015/04/28
60902	SGA Societe Generale Acceptance N.V.-HSI R Bear CBBC Sep15 U	2015/04/27	2015/04/28
68967	UBS AG – HSI R Bear CBBC Aug 2015 F	2015/04/27	2015/04/28
63973	Standard Chartered Bank – HSI R Bull CBBC Apr 2015 G	2015/04/28	2015/04/30
63865	Standard Chartered Bank – HSI R Bull CBBC Apr 2015 F	2015/04/28	2015/04/30
63826	Standard Chartered Bank – HSI R Bull CBBC Apr 2015 E	2015/04/28	2015/04/30
63490	Standard Chartered Bank – HSI R Bull CBBC Apr 2015 C	2015/04/28	2015/04/30
69962	SGA Societe Generale Acceptance N.V.-CSA50 R Bear CBBC Jan16A	2015/04/28	2015/04/29
63722	Standard Chartered Bank – HSI R Bull CBBC Apr 2015 D	2015/04/28	2015/04/30
63234	Standard Chartered Bank – HSI R Bull CBBC Apr 2015 B	2015/04/28	2015/04/30
61029	Credit Suisse AG – HSI R Bear CBBC Jul 2015 D	2015/04/28	2015/04/29
63655	Macquarie Bank Ltd. – HSI R Bull CBBC Apr 2015 A	2015/04/28	2015/04/30
60992	HK Bank – TCH R Bear CBBC Feb 2016 B	2015/04/28	2015/04/29
61000	HK Bank – HKEx R Bear CBBC Jan 2016 E	2015/04/28	2015/04/29
66557	UBS AG – HSI R Bull CBBC Apr 2015 I	2015/04/28	2015/04/30
61006	HK Bank – A50 R Bear CBBC Mar 2016 B	2015/04/28	2015/04/29
61011	J P Morgan SP BV – HSI R Bear CBBC Aug 2015 M	2015/04/28	2015/04/29
61014	BNP Paribas Arbit Issu B.V. – HSI R Bear CBBC Aug 2015 I	2015/04/28	2015/04/29
61019	Standard Chartered Bank – HSI R Bear CBBC Aug 2015 A	2015/04/28	2015/04/29
60983	HK Bank – HSI R Bear CBBC Mar 2016 I	2015/04/28	2015/04/29
61026	Credit Suisse AG – HSI R Bear CBBC Jul 2015 C	2015/04/28	2015/04/29
66588	Macquarie Bank Ltd. – HSI R Bull CBBC Apr 2015 B	2015/04/28	2015/04/30
61030	Credit Suisse AG – HSI R Bear CBBC Jul 2015 E	2015/04/28	2015/04/29
64881	UBS AG – HSCEI R Bull CBBC Apr 2015 A	2015/04/28	2015/04/30
61044	Credit Suisse AG – HSI R Bear CBBC Jul 2015 G	2015/04/28	2015/04/29
61050	UBS AG – HSI R Bear CBBC Jul 2015 A	2015/04/28	2015/04/29
61051	UBS AG – HSI R Bear CBBC Jul 2015 P	2015/04/28	2015/04/29
61052	UBS AG – HSI R Bear CBBC Jul 2015 T	2015/04/28	2015/04/29
63985	UBS AG – HSI R Bull CBBC Apr 2015 M	2015/04/28	2015/04/30
61053	UBS AG – HSI R Bear CBBC Jul 2015 C	2015/04/28	2015/04/29
61020	Standard Chartered Bank – HSI R Bear CBBC Aug 2015 B	2015/04/28	2015/04/29
67816	Goldman Sachs SP (Asia) – HSI R Bull CBBC Apr 2015 J	2015/04/28	2015/04/30
67158	UBS AG – HSI R Bull CBBC Apr 2015 K	2015/04/28	2015/04/30
67239	Goldman Sachs SP (Asia) – HSI R Bull CBBC Apr 2015 D	2015/04/28	2015/04/30
68200	Standard Chartered Bank – HSI R Bull CBBC Apr 2015 J	2015/04/28	2015/04/30
67240	Goldman Sachs SP (Asia) – HSI R Bull CBBC Apr 2015 E	2015/04/28	2015/04/30
67888	Standard Chartered Bank – HSI R Bull CBBC Apr 2015 Y	2015/04/28	2015/04/30
60787	Credit Suisse AG – HSCEI R Bear CBBC Aug 2015 C	2015/04/28	2015/04/29
67379	Goldman Sachs SP (Asia) – HSI R Bull CBBC Apr 2015 F	2015/04/28	2015/04/30
67117	Goldman Sachs SP (Asia) – HSI R Bull CBBC Apr 2015 C	2015/04/28	2015/04/30
60987	HK Bank – HSCEI R Bear CBBC Apr 2016 B	2015/04/28	2015/04/29
67810	Goldman Sachs SP (Asia) – HSI R Bull CBBC Apr 2015 I	2015/04/28	2015/04/30
61008	J P Morgan SP BV – HSI R Bear CBBC Jul 2015 B	2015/04/28	2015/04/29
68329	Standard Chartered Bank – HSI R Bull CBBC Apr 2015 L	2015/04/28	2015/04/30
66936	UBS AG – HSI R Bull CBBC Apr 2015 J	2015/04/28	2015/04/30
67165	HK Bank – CSOP A50 ETF R Bear CBBC Apr 2016 A	2015/04/28	2015/04/29
66769	Goldman Sachs SP (Asia) – HSI R Bull CBBC Apr 2015 A	2015/04/28	2015/04/30
68480	Standard Chartered Bank – HSI R Bull CBBC Apr 2015 K	2015/04/28	2015/04/30
60978	HK Bank – HSI R Bear CBBC Apr 2016 F	2015/04/28	2015/04/29
66590	Macquarie Bank Ltd. – HSI R Bull CBBC Apr 2015 C	2015/04/28	2015/04/29
60982	HK Bank – HSI R Bear CBBC Mar 2016 H	2015/04/28	2015/04/29
67108	Goldman Sachs SP (Asia) – HSI R Bull CBBC Apr 2015 B	2015/04/28	2015/04/30
62444	HK Bank – Sands China R Bear CBBC Apr 2015 B	2015/04/28	2015/04/30
61002	HK Bank – CSOP A50 ETF R Bear CBBC Apr 2016 C	2015/04/28	2015/04/29
61720	UBS AG – HSI R Bull CBBC Apr 2015 Y	2015/04/28	2015/04/30
61118	J P Morgan SP BV – HSI R Bear CBBC Aug 2015 P	2015/04/28	2015/04/29
61706	UBS AG – HSI R Bull CBBC Apr 2015 X	2015/04/28	2015/04/30
61649	SGA Societe Generale Acceptance N.V.-CSA50 R Bull CBBC Apr15D	2015/04/28	2015/04/30
61057	UBS AG – HSCEI R Bear CBBC Oct 2015 D	2015/04/28	2015/04/29
61650	SGA Societe Generale Acceptance N.V.-A50 R Bull CBBC Apr15 A	2015/04/28	2015/04/30
61069	UBS AG – HSI R Bear CBBC Jul 2015 H	2015/04/28	2015/04/29
61062	UBS AG – HSI R Bear CBBC Jul 2015 Q	2015/04/28	2015/04/29
61116	J P Morgan SP BV – HSI R Bear CBBC Jul 2015 M	2015/04/28	2015/04/29
61070	J P Morgan SP BV – HSI R Bear CBBC Aug 2015 N	2015/04/28	2015/04/29
61217	UBS AG – HSI R Bear CBBC Jul 2015 L	2015/04/29	2015/04/30
61141	BNP Paribas Arbit Issu B.V. – HSI R Bear CBBC Aug 2015 J	2015/04/29	2015/04/30
60784	Credit Suisse AG – HSCEI R Bull CBBC Oct 2015 G	2015/04/29	2015/04/30

List of expired CBBC, 2015 (continued)

Code	CBBC	Last trading date	Delisted date
61254	J P Morgan SP BV – HSI R Bear CBBC Jul 2015 O	2015/04/29	2015/04/30
61177	J P Morgan SP BV – HSI R Bear CBBC Jul 2015 N	2015/04/29	2015/04/30
61167	Credit Suisse AG – HSI R Bear CBBC Aug 2015 H	2015/04/29	2015/04/30
61182	Credit Suisse AG – HSI R Bear CBBC Aug 2015 U	2015/04/29	2015/04/30
64679	HK Bank – CNOOC R Bear CBBC Apr 2015 A	2015/04/29	2015/05/04
61181	SGA Societe Generale Acceptance N.V.-HSI R Bear CBBC Aug15 Y	2015/04/29	2015/04/30
61222	UBS AG – HSI R Bear CBBC Jul 2015 U	2015/04/29	2015/04/30
61458	UBS AG – HSI R Bull CBBC Dec 2015 R	2015/04/30	2015/05/04
61460	UBS AG – HSI R Bull CBBC Nov 2015 Z	2015/04/30	2015/05/04
69639	UBS AG – SHK Ppt R Bull CBBC May 2015 A	2015/04/30	2015/05/05
61472	UBS AG – HSCEI R Bull CBBC Oct 2015 F	2015/04/30	2015/05/04
61475	UBS AG – HSCEI R Bull CBBC Nov 2015 E	2015/04/30	2015/05/04
65565	UBS AG – China Mobile R Bear CBBC May 2015 C	2015/04/30	2015/05/05
61481	UBS AG – HSI R Bear CBBC Jul 2015 W	2015/04/30	2015/05/04
61490	BNP Paribas Arbit Issu B.V. – HSI R Bear CBBC Aug 2015 K	2015/04/30	2015/05/04
61492	BNP Paribas Arbit Issu B.V. – HSI R Bear CBBC Aug 2015 L	2015/04/30	2015/05/04
61446	UBS AG – HSI R Bear CBBC Jul 2015 J	2015/04/30	2015/05/04
60580	UBS AG – A50 China R Bull CBBC May 2015 A	2015/04/30	2015/05/05
67154	Standard Chartered Bank – CSOP A50 ETF R Bull CBBC May 2015A	2015/04/30	2015/05/05
61361	Credit Suisse AG – HSI R Bear CBBC Jul 2015 S	2015/04/30	2015/05/04
61352	SGA Societe Generale Acceptance N.V.-HKEx R Bear CBBC Oct15A	2015/04/30	2015/05/04
61362	Credit Suisse AG – HSI R Bear CBBC Jul 2015 J	2015/04/30	2015/05/04
61317	J P Morgan SP BV – HSI R Bear CBBC Jul 2015 Q	2015/04/30	2015/05/04
61038	Credit Suisse AG – China Mobile R Bull CBBC Oct 2015 A	2015/04/30	2015/05/04
68323	HK Bank – Sands China R Bear CBBC May 2015 A	2015/04/30	2015/05/05
61397	Credit Suisse AG – HKEx R Bull CBBC Dec 2015 D	2015/04/30	2015/05/04
61412	J P Morgan SP BV – HSI R Bull CBBC Dec 2015 Z	2015/04/30	2015/05/04
61425	SGA Societe Generale Acceptance N.V.-HSI R Bull CBBC Feb16 I	2015/04/30	2015/05/04
61434	SGA Societe Generale Acceptance N.V.-HSI R Bear CBBC Sep15 W	2015/04/30	2015/05/04
61290	HK Bank – HSCEI R Bull CBBC Aug 2016 B	2015/04/30	2015/05/04
60181	Citigroup Global Mkt H Inc. – HKEx R Bull CBBC May 2015 G	2015/04/30	2015/05/05
60182	Citigroup Global Mkt H Inc. – HKEx R Bull CBBC May 2015 H	2015/04/30	2015/05/05
61437	Standard Chartered Bank – HSI R Bear CBBC Aug 2015 F	2015/04/30	2015/05/04
60183	Citigroup Global Mkt H Inc. – HKEx R Bull CBBC May 2015 I	2015/04/30	2015/05/05
61445	Credit Suisse AG – HSI R Bull CBBC Nov 2015 Z	2015/04/30	2015/05/04
61528	J P Morgan SP BV – HSI R Bear CBBC Aug 2015 S	2015/05/04	2015/05/05
61518	BNP Paribas Arbit Issu B.V. – HSI R Bear CBBC Aug 2015 N	2015/05/04	2015/05/05
61520	BNP Paribas Arbit Issu B.V. – HSI R Bear CBBC Aug 2015 O	2015/05/04	2015/05/05
61521	Credit Suisse AG – HSI R Bear CBBC Sep 2015 B	2015/05/04	2015/05/05
61523	Credit Suisse AG – HSI R Bear CBBC Sep 2015 D	2015/05/04	2015/05/05
61524	Credit Suisse AG – HSI R Bear CBBC Sep 2015 E	2015/05/04	2015/05/05
61517	SGA Societe Generale Acceptance N.V.-HSI R Bear CBBC Oct15 A	2015/05/04	2015/05/05
61532	UBS AG – HSI R Bear CBBC Sep 2015 I	2015/05/04	2015/05/05
61527	J P Morgan SP BV – HSI R Bear CBBC Aug 2015 R	2015/05/04	2015/05/05
60730	HK Bank – SHK Ppt R Bear CBBC May 2016 A	2015/05/04	2015/05/05
61547	UBS AG – HSI R Bull CBBC Jan 2016 I	2015/05/04	2015/05/05
61536	Credit Suisse AG – HSI R Bull CBBC Oct 2015 K	2015/05/04	2015/05/05
61530	UBS AG – HSI R Bear CBBC Aug 2015 P	2015/05/04	2015/05/05
61531	UBS AG – HSI R Bear CBBC Aug 2015 Q	2015/05/04	2015/05/05
61064	Standard Chartered Bank – AIA R Bull CBBC May 2015 A	2015/05/04	2015/05/06
61526	J P Morgan SP BV – HSI R Bear CBBC Aug 2015 Q	2015/05/04	2015/05/05
61512	SGA Societe Generale Acceptance N.V.-HSI R Bear CBBC Sep15 X	2015/05/04	2015/05/05
63978	HK Bank – SHK Ppt R Bear CBBC Jun 2015 A	2015/05/04	2015/05/05
61514	SGA Societe Generale Acceptance N.V.-HSI R Bear CBBC Sep15 Y	2015/05/04	2015/05/05
69006	Standard Chartered Bank – SHK Ppt R Bear CBBC Aug 2015 B	2015/05/04	2015/05/05
61266	HK Bank – CSOP A50 ETF R Bull CBBC Jan 2016 F	2015/05/04	2015/05/05
61306	HK Bank – A50 R Bull CBBC Jan 2016 X	2015/05/04	2015/05/05
61494	BNP Paribas Arbit Issu B.V. – HSI R Bear CBBC Aug 2015 M	2015/05/04	2015/05/05
61496	Standard Chartered Bank – HSI R Bear CBBC Aug 2015 G	2015/05/04	2015/05/05
61791	UBS AG – HSI R Bull CBBC Nov 2015 T	2015/05/05	2015/05/06
61670	BNP Paribas Arbit Issu B.V. – HSI R Bull CBBC Jan 2016 L	2015/05/05	2015/05/06
61656	Credit Suisse AG – HSCEI R Bull CBBC Sep 2015 H	2015/05/05	2015/05/06
61232	UBS AG – HSI R Bull CBBC Jan 2016 F	2015/05/05	2015/05/06
61764	J P Morgan SP BV – HSI R Bull CBBC Feb 2016 O	2015/05/05	2015/05/06
61622	UBS AG – HSI R Bear CBBC Aug 2015 S	2015/05/05	2015/05/06
61803	SGA Societe Generale Acceptance N.V.-HSI R Bull CBBC Jan16 V	2015/05/05	2015/05/06
61806	SGA Societe Generale Acceptance N.V.-HSI R Bull CBBC Jan16 X	2015/05/05	2015/05/06
61804	SGA Societe Generale Acceptance N.V.-HSI R Bull CBBC Jan16 W	2015/05/05	2015/05/06
61792	Credit Suisse AG – HSI R Bull CBBC Dec 2015 J	2015/05/05	2015/05/06
61802	SGA Societe Generale Acceptance N.V.-HSI R Bull CBBC Feb16 J	2015/05/05	2015/05/06
61757	J P Morgan SP BV – HSI R Bull CBBC Jan 2016 P	2015/05/05	2015/05/06
61788	UBS AG – HSI R Bull CBBC Jan 2016 J	2015/05/05	2015/05/06
61794	Credit Suisse AG – HSI R Bull CBBC Dec 2015 K	2015/05/05	2015/05/06
61769	J P Morgan SP BV – HSI R Bull CBBC Feb 2016 P	2015/05/05	2015/05/06
61800	Standard Chartered Bank – HSI R Bull CBBC Aug 2015 X	2015/05/05	2015/05/06
61897	SGA Societe Generale Acceptance N.V.-HSI R Bull CBBC Jan16 Z	2015/05/05	2015/05/06
61789	UBS AG – HSI R Bull CBBC Dec 2015 U	2015/05/05	2015/05/06
61798	Standard Chartered Bank – HSI R Bull CBBC Aug 2015 W	2015/05/05	2015/05/06
61797	Credit Suisse AG – HSI R Bull CBBC Dec 2015 L	2015/05/05	2015/05/06
61840	SGA Societe Generale Acceptance N.V.-HSI R Bull CBBC Feb16 K	2015/05/05	2015/05/06
61807	SGA Societe Generale Acceptance N.V.-HSI R Bull CBBC Jan16 Y	2015/05/05	2015/05/06
61755	J P Morgan SP BV – HSI R Bull CBBC Dec 2015 H	2015/05/05	2015/05/06
61730	J P Morgan SP BV – HSCEI R Bull CBBC Feb 2016 A	2015/05/05	2015/05/06
61718	J P Morgan SP BV – HSCEI R Bull CBBC Jan 2016 B	2015/05/05	2015/05/06
61676	BNP Paribas Arbit Issu B.V. – HSI R Bull CBBC Jan 2016 M	2015/05/05	2015/05/06
61099	Credit Suisse AG – HSI R Bull CBBC Dec 2015 H	2015/05/05	2015/05/06
61236	UBS AG – HSI R Bull CBBC Oct 2015 T	2015/05/05	2015/05/06

List of expired CBBC, 2015 (continued)

Code	CBBC	Last trading date	Delisted date
61193	Credit Suisse AG – HSI R Bull CBBC Sep 2015 F	2015/05/05	2015/05/06
61179	SGA Societe Generale Acceptance N.V.-HSI R Bull CBBC Dec15 V	2015/05/05	2015/05/06
61147	BNP Paribas Arbit Issu B.V. – HSCEI R Bull CBBC Dec 2015 M	2015/05/05	2015/05/06
61144	BNP Paribas Arbit Issu B.V. – HSCEI R Bull CBBC Dec 2015 L	2015/05/05	2015/05/06
61138	HK Bank – Ping An R Bull CBBC Apr 2016 B	2015/05/05	2015/05/06
61131	HK Bank – HSI R Bull CBBC Jan 2016 H	2015/05/05	2015/05/06
61129	Standard Chartered Bank – HSI R Bull CBBC Aug 2015 R	2015/05/05	2015/05/06
61127	BNP Paribas Arbit Issu B.V. – HSI R Bull CBBC Jan 2016 A	2015/05/05	2015/05/06
61120	BNP Paribas Arbit Issu B.V. – HSI R Bull CBBC Jan 2016 Z	2015/05/05	2015/05/06
61119	BNP Paribas Arbit Issu B.V. – HSI R Bull CBBC Jan 2016 Y	2015/05/05	2015/05/06
61235	BNP Paribas Arbit Issu B.V. – HSI R Bull CBBC Jan 2016 B	2015/05/05	2015/05/06
61102	Credit Suisse AG – HSI R Bull CBBC Dec 2015 I	2015/05/05	2015/05/06
61242	J P Morgan SP BV – HSI R Bull CBBC Nov 2015 V	2015/05/05	2015/05/06
61083	UBS AG – HSI R Bull CBBC Nov 2015 Y	2015/05/05	2015/05/06
61071	UBS AG – HSI R Bull CBBC Dec 2015 Q	2015/05/05	2015/05/06
61056	UBS AG – HSCEI R Bull CBBC Dec 2015 H	2015/05/05	2015/05/06
61043	SGA Societe Generale Acceptance N.V.-HSI R Bull CBBC Jan16 U	2015/05/05	2015/05/06
61035	Credit Suisse AG – TCH R Bull CBBC Oct 2015 D	2015/05/05	2015/05/06
60673	J P Morgan SP BV – HSCEI R Bull CBBC Jan 2016 A	2015/05/05	2015/05/06
61637	Credit Suisse AG – HSCEI R Bull CBBC Sep 2015 G	2015/05/05	2015/05/06
60699	HK Bank – CSOP A50 ETF R Bull CBBC Jan 2016 B	2015/05/05	2015/05/06
60768	J P Morgan SP BV – HSI R Bull CBBC Nov 2015 U	2015/05/05	2015/05/06
60779	Credit Suisse AG – HSI R Bull CBBC Nov 2015 S	2015/05/05	2015/05/06
60867	UBS AG – HSI R Bull CBBC Jan 2016 D	2015/05/05	2015/05/06
60881	UBS AG – HSCEI R Bull CBBC Nov 2015 D	2015/05/05	2015/05/06
61103	J P Morgan SP BV – HSI R Bull CBBC Dec 2015 X	2015/05/05	2015/05/06
61495	Standard Chartered Bank – HSI R Bull CBBC Aug 2015 U	2015/05/05	2015/05/06
61618	Credit Suisse AG – HSI R Bear CBBC Sep 2015 A	2015/05/05	2015/05/06
61614	Credit Suisse AG – HSI R Bear CBBC Sep 2015 G	2015/05/05	2015/05/06
61583	BNP Paribas Arbit Issu B.V. – HSI R Bear CBBC Aug 2015 R	2015/05/05	2015/05/06
61557	Standard Chartered Bank – HSI R Bull CBBC Aug 2015 V	2015/05/05	2015/05/06
61550	SGA Societe Generale Acceptance N.V.-HSI R Bear CBBC Sep15 Z	2015/05/05	2015/05/06
61549	SGA Societe Generale Acceptance N.V.-HSI R Bear CBBC Aug15 Z	2015/05/05	2015/05/06
61540	J P Morgan SP BV – HSI R Bull CBBC Jan 2016 O	2015/05/05	2015/05/06
61539	Credit Suisse AG – HSI R Bull CBBC Oct 2015 L	2015/05/05	2015/05/06
69970	SGA Societe Generale Acceptance NV -HSCEI R Bull CBBC Dec15E	2015/05/05	2015/05/06
61535	BNP Paribas Arbit Issu B.V. – HSI R Bull CBBC Jan 2016 J	2015/05/05	2015/05/06
61509	UBS AG – HSI R Bull CBBC Dec 2015 T	2015/05/05	2015/05/06
61215	Credit Suisse AG – HSI R Bull CBBC Sep 2015 G	2015/05/05	2015/05/06
61501	Credit Suisse AG – HSI R Bull CBBC Oct 2015 I	2015/05/05	2015/05/06
61620	UBS AG – HSI R Bear CBBC Aug 2015 R	2015/05/05	2015/05/06
61462	UBS AG – HSI R Bull CBBC Jan 2016 G	2015/05/05	2015/05/06
60374	HK Bank – HSCEI R Bull CBBC Mar 2016 B	2015/05/05	2015/05/06
61444	Credit Suisse AG – HSI R Bull CBBC Nov 2015 Y	2015/05/05	2015/05/06
61436	Standard Chartered Bank – HSI R Bull CBBC Aug 2015 T	2015/05/05	2015/05/06
61423	SGA Societe Generale Acceptance N.V.-HSI R Bull CBBC Dec15 X	2015/05/05	2015/05/06
61395	Credit Suisse AG – HKEx R Bull CBBC Dec 2015 C	2015/05/05	2015/05/06
61378	Credit Suisse AG – Ping An R Bull CBBC Dec 2015 C	2015/05/05	2015/05/06
60526	Standard Chartered Bank – HSCEI R Bull CBBC Oct 2015 F	2015/05/05	2015/05/06
61351	SGA Societe Generale Acceptance N.V.-HKEx R Bull CBBC Mar16B	2015/05/05	2015/05/06
61316	J P Morgan SP BV – HSI R Bull CBBC Jan 2016 K	2015/05/05	2015/05/06
61312	HK Bank – Ping An R Bull CBBC Feb 2016 C	2015/05/05	2015/05/06
61243	J P Morgan SP BV – HSI R Bull CBBC Dec 2015 Y	2015/05/05	2015/05/06
61504	J P Morgan SP BV – HSI R Bull CBBC Jan 2016 N	2015/05/05	2015/05/06
61657	BNP Paribas Arbit Issu B.V. – HSI R Bull CBBC Jan 2016 K	2015/05/05	2015/05/06
69688	Credit Suisse AG – HSCEI R Bull CBBC Oct 2015 F	2015/05/05	2015/05/06
62629	UBS AG – HSI R Bull CBBC Dec 2015 V	2015/05/06	2015/05/07
62556	Standard Chartered Bank – HSI R Bull CBBC Aug 2015 Y	2015/05/06	2015/05/07
62462	SGA Societe Generale Acceptance NV -HSCEI R Bull CBBC Jan16D	2015/05/06	2015/05/07
62459	SGA Societe Generale Acceptance NV -HSCEI R Bull CBBC Feb16C	2015/05/06	2015/05/07
66169	Standard Chartered Bank – Sands China R Bear CBBC May 2015 B	2015/05/06	2015/05/08
61971	HK Bank – HKEx R Bull CBBC Jan 2016 D	2015/05/06	2015/05/07
62304	HK Bank – HSCEI R Bull CBBC Mar 2016 C	2015/05/06	2015/05/07
62646	Credit Suisse AG – BOCL R Bull CBBC Nov 2015 A	2015/05/06	2015/05/07
62303	HK Bank – HSI R Bull CBBC Mar 2016 G	2015/05/06	2015/05/07
62270	HK Bank – HSI R Bull CBBC Jan 2016 J	2015/05/06	2015/05/07
62198	HK Bank – HSI R Bull CBBC Jan 2016 I	2015/05/06	2015/05/07
62026	HK Bank – TCH R Bull CBBC Dec 2015 N	2015/05/06	2015/05/07
61977	HK Bank – ABC R Bull CBBC Feb 2016 A	2015/05/06	2015/05/07
62306	SGA Societe Generale Acceptance N.V.-HSI R Bull CBBC Feb16 L	2015/05/06	2015/05/07
62642	Credit Suisse AG – CCB R Bull CBBC Nov 2015 A	2015/05/06	2015/05/07
62702	Credit Suisse AG – HSI R Bull CBBC Oct 2015 C	2015/05/06	2015/05/07
62672	Credit Suisse AG – CSOP A50 ETF R Bull CBBC Oct 2015 A	2015/05/06	2015/05/07
62673	Credit Suisse AG – CSOP A50 ETF R Bull CBBC Oct 2015 B	2015/05/06	2015/05/07
62678	Credit Suisse AG – A50 China R Bull CBBC Oct 2015 B	2015/05/06	2015/05/07
62680	J P Morgan SP BV – HSI R Bull CBBC Jan 2016 Q	2015/05/06	2015/05/07
62689	UBS AG – HSI R Bull CBBC Nov 2015 L	2015/05/06	2015/05/07
62698	UBS AG – HSI R Bull CBBC Feb 2016 G	2015/05/06	2015/05/07
62700	Credit Suisse AG – HSI R Bull CBBC Oct 2015 B	2015/05/06	2015/05/07
62719	J P Morgan SP BV – HSI R Bull CBBC Feb 2016 Q	2015/05/06	2015/05/07
60497	HK Bank – HSI R Bull CBBC Jan 2016 G	2015/05/06	2015/05/07
60498	HK Bank – A50 R Bull CBBC Jan 2016 W	2015/05/06	2015/05/07
60500	HK Bank – CITIC Sec R Bull CBBC Feb 2016 A	2015/05/06	2015/05/07
62638	Credit Suisse AG – ICBC R Bull CBBC Nov 2015 A	2015/05/06	2015/05/07
61421	J P Morgan SP BV – HSI R Bull CBBC Jan 2016 L	2015/05/06	2015/05/07
61775	UBS AG – China Mobile R Bull CBBC Oct 2016 A	2015/05/06	2015/05/07
61771	UBS AG – TCH R Bull CBBC Sep 2016 A	2015/05/06	2015/05/07

List of expired CBBC, 2015 (continued)

Code	CBBC	Last trading date	Delisted date
61373	Standard Chartered Bank – HSI R Bull CBBC Aug 2015 S	2015/05/06	2015/05/07
62813	Standard Chartered Bank – HSI R Bull CBBC Aug 2015 Z	2015/05/07	2015/05/08
61358	SGA Societe Generale Acceptance N.V.-A50 R Bull CBBC Feb16 E	2015/05/07	2015/05/08
62895	Credit Suisse AG – HSI R Bull CBBC Nov 2015 P	2015/05/07	2015/05/08
62755	HK Bank – TCH R Bull CBBC Jan 2016 H	2015/05/07	2015/05/08
62889	Credit Suisse AG – HSI R Bull CBBC Nov 2015 O	2015/05/07	2015/05/08
62831	UBS AG – A50 China R Bull CBBC Mar 2016 A	2015/05/07	2015/05/08
60484	Credit Suisse AG – HSI R Bull CBBC Oct 2015 E	2015/05/07	2015/05/08
62825	UBS AG – HSI R Bull CBBC Jan 2016 K	2015/05/07	2015/05/08
60470	Credit Suisse AG – A50 China R Bull CBBC Jan 2016 A	2015/05/07	2015/05/08
62820	BNP Paribas Arbit Issu B.V. – HSI R Bull CBBC Jan 2016 N	2015/05/07	2015/05/08
62903	J P Morgan SP BV – HSI R Bull CBBC Feb 2016 R	2015/05/07	2015/05/08
62806	Credit Suisse AG – HSI R Bull CBBC Nov 2015 N	2015/05/07	2015/05/08
62791	HK Bank – BOCL R Bull CBBC Aug 2016 B	2015/05/07	2015/05/08
62790	HK Bank – HSI R Bull CBBC Mar 2016 H	2015/05/07	2015/05/08
62788	HK Bank – CSOP A50 ETF R Bull CBBC Mar 2016 E	2015/05/07	2015/05/08
62766	HK Bank – HKEx R Bull CBBC Jan 2016 F	2015/05/07	2015/05/08
62824	UBS AG – HSI R Bull CBBC Nov 2015 P	2015/05/07	2015/05/08
60848	BNP Paribas Arbit Issu B.V. – HSI R Bull CBBC Jan 2016 T	2015/05/07	2015/05/08
61178	SGA Societe Generale Acceptance N.V.-HSI R Bull CBBC Dec15 A	2015/05/07	2015/05/08
60774	J P Morgan SP BV – HSI R Bull CBBC Dec 2015 J	2015/05/07	2015/05/08
60670	Credit Suisse AG – HSI R Bull CBBC Oct 2015 G	2015/05/07	2015/05/08
60816	SGA Societe Generale Acceptance N.V.-HSI R Bull CBBC Feb16 G	2015/05/07	2015/05/08
60657	UBS AG – HSI R Bull CBBC Dec 2015 M	2015/05/07	2015/05/08
60819	SGA Societe Generale Acceptance N.V.-HSI R Bull CBBC Jan16 T	2015/05/07	2015/05/08
61310	HK Bank – HKEx R Bull CBBC Jan 2016 C	2015/05/07	2015/05/08
60836	BNP Paribas Arbit Issu B.V. – HSI R Bull CBBC Jan 2016 S	2015/05/07	2015/05/08
61245	J P Morgan SP BV – HSI R Bull CBBC Nov 2015 W	2015/05/07	2015/05/08
60853	BNP Paribas Arbit Issu B.V. – HSI R Bull CBBC Jan 2016 U	2015/05/07	2015/05/08
60864	Standard Chartered Bank – HSI R Bull CBBC Jul 2015 P	2015/05/07	2015/05/08
60869	UBS AG – HSI R Bull CBBC Dec 2015 N	2015/05/07	2015/05/08
60872	UBS AG – HSI R Bull CBBC Dec 2015 O	2015/05/07	2015/05/08
60572	J P Morgan SP BV – HSI R Bull CBBC Jan 2016 H	2015/05/07	2015/05/08
60876	UBS AG – HSI R Bull CBBC Oct 2015 S	2015/05/07	2015/05/08
60486	HK Bank – PetCh R Bull CBBC Feb 2016 A	2015/05/07	2015/05/08
60820	Credit Suisse AG – HSI R Bull CBBC Nov 2015 U	2015/05/07	2015/05/08
61485	J P Morgan SP BV – HSI R Bull CBBC Jan 2016 M	2015/05/07	2015/05/08
60167	Credit Suisse AG – HSI R Bull CBBC Dec 2015 C	2015/05/07	2015/05/08
60138	Credit Suisse AG – HSCEI R Bull CBBC Dec 2015 D	2015/05/07	2015/05/08
69565	UBS AG – HSCEI R Bull CBBC Dec 2015 E	2015/05/07	2015/05/08
60174	Standard Chartered Bank – HSI R Bull CBBC Jul 2015 W	2015/05/07	2015/05/08
61032	Credit Suisse AG – HKEx R Bull CBBC Nov 2015 C	2015/05/07	2015/05/08
62154	HK Bank – Sinopec Corp R Bull CBBC Jan 2016 A	2015/05/07	2015/05/08
69485	Credit Suisse AG – HSCEI R Bull CBBC Nov 2015 E	2015/05/07	2015/05/08
61093	UBS AG – HSI R Bull CBBC Feb 2016 E	2015/05/07	2015/05/08
62449	SGA Societe Generale Acceptance NV -HSCEI R Bull CBBC Feb16B	2015/05/07	2015/05/08
69360	UBS AG – HSCEI R Bull CBBC Dec 2015 D	2015/05/07	2015/05/08
60740	Standard Chartered Bank – HSI R Bull CBBC Jul 2015 Z	2015/05/07	2015/05/08
61098	Credit Suisse AG – HSI R Bull CBBC Dec 2015 G	2015/05/07	2015/05/08
60286	BNP Paribas Arbit Issu B.V. – HSCEI R Bull CBBC Dec 2015 J	2015/05/07	2015/05/08
61463	UBS AG – HSI R Bull CBBC Oct 2015 U	2015/05/07	2015/05/08
60050	Credit Suisse AG – HSI R Bull CBBC Jan 2016 D	2015/05/07	2015/05/08
61132	HK Bank – China Mobile R Bull CBBC Feb 2016 A	2015/05/07	2015/05/08
61422	SGA Societe Generale Acceptance N.V.-HSI R Bull CBBC Feb16 H	2015/05/07	2015/05/08
61506	J P Morgan SP BV – HSI R Bull CBBC Feb 2016 N	2015/05/07	2015/05/08
61440	Credit Suisse AG – HSI R Bull CBBC Nov 2015 X	2015/05/07	2015/05/08
61041	SGA Societe Generale Acceptance N.V.-HSI R Bull CBBC Dec15 Z	2015/05/07	2015/05/08
61464	UBS AG – HSI R Bull CBBC Oct 2015 V	2015/05/07	2015/05/08
62086	HK Bank – TCH R Bull CBBC Feb 2016 B	2015/05/07	2015/05/08
60319	SGA Societe Generale Acceptance N.V.-HSI R Bull CBBC Feb16 B	2015/05/07	2015/05/08
69912	HK Bank – HSI R Bull CBBC Apr 2016 B	2015/05/07	2015/05/08
60310	UBS AG – HSI R Bull CBBC Nov 2015 U	2015/05/07	2015/05/08
69913	HK Bank – HSCEI R Bull CBBC Aug 2016 A	2015/05/07	2015/05/08
61104	J P Morgan SP BV – HSI R Bull CBBC Jan 2016 J	2015/05/07	2015/05/08
62733	Citigroup Global Mkt H Inc. – HKEx R Bull CBBC May 2015 A	2015/05/08	2015/05/12
62968	HK Bank – CAM CSI300 R Bull CBBC Aug 2016 A	2015/05/08	2015/05/11
62736	Citigroup Global Mkt H Inc. – HKEx R Bull CBBC May 2015 B	2015/05/08	2015/05/12
60488	HK Bank – CNOOC R Bull CBBC Feb 2016 B	2015/05/08	2015/05/11
64826	HK Bank – SHK Ppt R Bull CBBC May 2015 A	2015/05/08	2015/05/12
61597	BNP Paribas Arbit Issu B.V. -CSOP A50 ETF R Bull CBBC Dec15K	2015/05/08	2015/05/11
61237	UBS AG – China Shenhua R Bear CBBC May 2015 A	2015/05/08	2015/05/12
63073	UBS AG – HSI R Bull CBBC Nov 2015 S	2015/05/08	2015/05/11
63062	UBS AG – HSI R Bull CBBC Dec 2015 X	2015/05/08	2015/05/11
63055	UBS AG – HSI R Bull CBBC Dec 2015 W	2015/05/08	2015/05/11
63015	J P Morgan SP BV – HSI R Bull CBBC Feb 2016 S	2015/05/08	2015/05/11
60507	HK Bank – CSOP A50 ETF R Bull CBBC Feb 2016 J	2015/05/08	2015/05/11
63014	J P Morgan SP BV – HSI R Bull CBBC Dec 2015 Z	2015/05/08	2015/05/11
63009	Credit Suisse AG – HSI R Bull CBBC Sep 2015 I	2015/05/08	2015/05/11
61967	UBS AG – HKEx R Bull CBBC May 2015 B	2015/05/08	2015/05/12
65944	Citigroup Global Mkt H Inc. – Sands China R Bear CBBC May15C	2015/05/08	2015/05/12
62763	UBS AG – CSOP A50 ETF R Bull CBBC May 2015 A	2015/05/08	2015/05/12
63013	Credit Suisse AG – HSI R Bull CBBC Sep 2015 J	2015/05/08	2015/05/11
63145	Credit Suisse AG – HSI R Bull CBBC Sep 2015 K	2015/05/11	2015/05/12
63173	UBS AG – HSI R Bull CBBC Jan 2016 L	2015/05/11	2015/05/12
63147	Credit Suisse AG – HSI R Bull CBBC Sep 2015 Y	2015/05/11	2015/05/12
63133	Credit Suisse AG – HSCEI R Bull CBBC Oct 2015 I	2015/05/11	2015/05/12
63126	Credit Suisse AG – HSCEI R Bull CBBC Oct 2015 H	2015/05/11	2015/05/12

List of expired CBBC, 2015 (continued)

Code	CBBC	Last trading date	Delisted date
63171	UBS AG – HSI R Bull CBBC Nov 2015 A	2015/05/11	2015/05/12
63250	BNP Paribas Arbit Issu B.V. – HSI R Bull CBBC Jan 2016 Q	2015/05/12	2015/05/13
63316	J P Morgan SP BV – HSI R Bull CBBC Dec 2015 H	2015/05/12	2015/05/13
63311	J P Morgan SP BV – HSCEI R Bull CBBC Jan 2016 C	2015/05/12	2015/05/13
63305	UBS AG – HSI R Bull CBBC Dec 2015 Y	2015/05/12	2015/05/13
63301	UBS AG – HSCEI R Bull CBBC Jan 2016 A	2015/05/12	2015/05/13
63300	UBS AG – HSCEI R Bull CBBC Dec 2015 I	2015/05/12	2015/05/13
63297	UBS AG – HSCEI R Bull CBBC Nov 2015 F	2015/05/12	2015/05/13
63294	UBS AG – HSI R Bull CBBC Feb 2016 H	2015/05/12	2015/05/13
63265	SGA Societe Generale Acceptance N.V.-HSI R Bull CBBC Feb16 M	2015/05/12	2015/05/13
63224	J P Morgan SP BV – HSI R Bull CBBC Jan 2016 S	2015/05/12	2015/05/13
63248	Credit Suisse AG – HSI R Bull CBBC Oct 2015 F	2015/05/12	2015/05/13
63246	Credit Suisse AG – HSI R Bull CBBC Oct 2015 D	2015/05/12	2015/05/13
63237	Credit Suisse AG – HSI R Bull CBBC Oct 2015 A	2015/05/12	2015/05/13
63209	BNP Paribas Arbit Issu B.V. – HSI R Bull CBBC Jan 2016 O	2015/05/12	2015/05/13
63216	BNP Paribas Arbit Issu B.V. – HSI R Bull CBBC Jan 2016 P	2015/05/12	2015/05/13
63227	J P Morgan SP BV – HSI R Bull CBBC Jan 2016 T	2015/05/12	2015/05/13
63293	UBS AG – HSI R Bull CBBC Jan 2016 M	2015/05/12	2015/05/13
63324	SGA Societe Generale Acceptance NV -HSCEI R Bull CBBC Dec15F	2015/05/12	2015/05/13
63317	SGA Societe Generale Acceptance N.V.-HSI R Bull CBBC Jan16 J	2015/05/12	2015/05/13
63335	Credit Suisse AG – HSI R Bull CBBC Oct 2015 J	2015/05/12	2015/05/13
63321	SGA Societe Generale Acceptance N.V.-HSI R Bull CBBC Dec15 V	2015/05/12	2015/05/13
63358	UBS AG – HSI R Bull CBBC Jan 2016 N	2015/05/12	2015/05/13
63381	UBS AG – HSCEI R Bear CBBC Oct 2015 E	2015/05/12	2015/05/13
63462	BNP Paribas Arbit Issu B.V. – HSI R Bull CBBC Feb 2016 C	2015/05/12	2015/05/13
63460	BNP Paribas Arbit Issu B.V. – HSI R Bull CBBC Feb 2016 B	2015/05/12	2015/05/13
63440	BNP Paribas Arbit Issu B.V. – HSI R Bull CBBC Feb 2016 A	2015/05/12	2015/05/13
63610	UBS AG – HSI R Bull CBBC Dec 2015 K	2015/05/13	2015/05/14
60854	BNP Paribas Arbit Issu B.V. – HSI R Bull CBBC Jan 2016 V	2015/05/13	2015/05/14
61096	Credit Suisse AG – HSI R Bull CBBC Oct 2015 H	2015/05/13	2015/05/14
63585	Credit Suisse AG – HSI R Bull CBBC Dec 2015 M	2015/05/13	2015/05/14
63586	Credit Suisse AG – HSI R Bull CBBC Dec 2015 N	2015/05/13	2015/05/14
63597	J P Morgan SP BV – HSI R Bull CBBC Dec 2015 X	2015/05/13	2015/05/14
63556	SGA Societe Generale Acceptance N.V.-HSI R Bull CBBC Jan16 O	2015/05/13	2015/05/14
63609	UBS AG – HSI R Bull CBBC Dec 2015 F	2015/05/13	2015/05/14
60870	UBS AG – HSI R Bull CBBC Nov 2015 X	2015/05/13	2015/05/14
63612	UBS AG – HSI R Bull CBBC Nov 2015 V	2015/05/13	2015/05/14
63613	UBS AG – HSI R Bull CBBC Nov 2015 W	2015/05/13	2015/05/14
63598	J P Morgan SP BV – HSI R Bull CBBC Feb 2016 T	2015/05/13	2015/05/14
61339	SGA Societe Generale Acceptance N.V.-CMob R Bull CBBC Feb16A	2015/05/13	2015/05/14
61110	J P Morgan SP BV – HSI R Bull CBBC Feb 2016 K	2015/05/13	2015/05/14
61480	UBS AG – China Mobile R Bull CBBC Jul 2016 B	2015/05/13	2015/05/14
69695	Credit Suisse AG – China Mobile R Bull CBBC Nov 2015 A	2015/05/13	2015/05/14
63741	Credit Suisse AG – HSI R Bull CBBC Oct 2015 I	2015/05/14	2015/05/15
63886	UBS AG – HSI R Bear CBBC Aug 2015 Q	2015/05/14	2015/05/15
63675	J P Morgan SP BV – HSI R Bull CBBC Dec 2015 Y	2015/05/14	2015/05/15
63864	Credit Suisse AG – HSI R Bear CBBC Aug 2015 G	2015/05/14	2015/05/15
63676	BNP Paribas Arbit Issu B.V. – HSI R Bull CBBC Jan 2016 R	2015/05/14	2015/05/15
63868	UBS AG – HSI R Bull CBBC Nov 2015 T	2015/05/14	2015/05/15
63740	Credit Suisse AG – HSI R Bull CBBC Oct 2015 K	2015/05/14	2015/05/15
63859	BNP Paribas Arbit Issu B.V. – HSI R Bear CBBC Oct 2015 E	2015/05/14	2015/05/15
63743	Credit Suisse AG – HSCEI R Bull CBBC Oct 2015 J	2015/05/14	2015/05/15
63746	UBS AG – HSI R Bull CBBC Dec 2015 L	2015/05/14	2015/05/15
63748	UBS AG – HSI R Bull CBBC Nov 2015 Z	2015/05/14	2015/05/15
63782	BNP Paribas Arbit Issu B.V. – HSI R Bull CBBC Jan 2016 A	2015/05/14	2015/05/15
63791	BNP Paribas Arbit Issu B.V. – HSI R Bull CBBC Jan 2016 B	2015/05/14	2015/05/15
63813	Standard Chartered Bank – HSI R Bull CBBC Aug 2015 B	2015/05/14	2015/05/15
63726	Standard Chartered Bank – HSI R Bull CBBC Aug 2015 E	2015/05/14	2015/05/15
63834	Credit Suisse AG – HSI R Bull CBBC Oct 2015 B	2015/05/14	2015/05/15
63201	HK Bank – TCH R Bear CBBC Jul 2016 A	2015/05/14	2015/05/15
69566	UBS AG – HSCEI R Bull CBBC Nov 2015 B	2015/05/14	2015/05/15
69301	Credit Suisse AG – HSCEI R Bull CBBC Dec 2015 B	2015/05/14	2015/05/15
63899	J P Morgan SP BV – HSI R Bull CBBC Dec 2015 J	2015/05/14	2015/05/15
69358	J P Morgan SP BV – HSCEI R Bull CBBC Dec 2015 D	2015/05/14	2015/05/15
60797	SGA Societe Generale Acceptance N.V.-HKEx R Bull CBBC Feb16B	2015/05/14	2015/05/15
63664	SGA Societe Generale Acceptance N.V.-HSI R Bull CBBC Dec15 X	2015/05/14	2015/05/15
63935	J P Morgan SP BV – HSI R Bear CBBC Sep 2015 K	2015/05/14	2015/05/15
68943	HK Bank – China Mobile R Bull CBBC Dec 2015 A	2015/05/14	2015/05/15
69728	Credit Suisse AG – China Life R Bull CBBC Jan 2016 A	2015/05/14	2015/05/15
69631	HK Bank – China Life R Bull CBBC Dec 2015 C	2015/05/14	2015/05/15
63884	UBS AG – HSCEI R Bull CBBC Dec 2015 J	2015/05/14	2015/05/15
60212	Credit Suisse AG – CSOP A50 ETF R Bull CBBC Nov 2015 A	2015/05/15	2015/05/18
63986	BNP Paribas Arbit Issu B.V. – HSI R Bear CBBC Oct 2015 F	2015/05/15	2015/05/18
63957	J P Morgan SP BV – HSI R Bear CBBC Aug 2015 I	2015/05/15	2015/05/18
63954	HK Bank – TCH R Bear CBBC Feb 2016 F	2015/05/15	2015/05/18
63952	HK Bank – HSI R Bear CBBC Apr 2016 J	2015/05/15	2015/05/18
63961	J P Morgan SP BV – HSI R Bear CBBC Aug 2015 J	2015/05/15	2015/05/18
63976	SGA Societe Generale Acceptance N.V.-HSI R Bear CBBC Oct15 U	2015/05/15	2015/05/18
63964	SGA Societe Generale Acceptance N.V.-HSI R Bear CBBC Sep15 F	2015/05/15	2015/05/18
64863	Standard Chartered Bank – China Life R Bull CBBC May 2015 A	2015/05/15	2015/05/19
64024	UBS AG – HSI R Bear CBBC Oct 2015 D	2015/05/15	2015/05/18
61212	Bank of East Asia – ABC R Bull CBBC May 2016 A	2015/05/15	2015/05/18
66102	Standard Chartered Bank – PetCh R Bear CBBC May 2015 B	2015/05/15	2015/05/19
64078	UBS AG – HSI R Bull CBBC Jan 2016 R	2015/05/15	2015/05/18
64053	UBS AG – HSI R Bull CBBC Dec 2015 T	2015/05/15	2015/05/18
62055	HK Bank – A50 R Bull CBBC May 2015 E	2015/05/15	2015/05/19
62057	HK Bank – CSOP A50 ETF R Bull CBBC May 2015 E	2015/05/15	2015/05/19

List of expired CBBC, 2015 (continued)

Code	CBBC	Last trading date	Delisted date
64046	J P Morgan SP BV – HSI R Bull CBBC Jan 2016 V	2015/05/15	2015/05/18
64037	UBS AG – HSI R Bear CBBC Oct 2015 F	2015/05/15	2015/05/18
64022	Credit Suisse AG – HSI R Bull CBBC Nov 2015 R	2015/05/15	2015/05/18
64031	UBS AG – HSI R Bear CBBC Sep 2015 U	2015/05/15	2015/05/18
63987	Credit Suisse AG – HSI R Bear CBBC Sep 2015 Q	2015/05/15	2015/05/18
63943	J P Morgan SP BV – HSCEI R Bear CBBC Dec 2015 F	2015/05/15	2015/05/18
64014	SGA Societe Generale Acceptance NV –HSCEI R Bull CBBC Feb16E	2015/05/15	2015/05/18
64013	SGA Societe Generale Acceptance N.V.-HSI R Bull CBBC Feb16 N	2015/05/15	2015/05/18
64006	Credit Suisse AG – HKEx R Bull CBBC Nov 2015 D	2015/05/15	2015/05/18
64002	Credit Suisse AG – HSI R Bull CBBC Nov 2015 Q	2015/05/15	2015/05/18
61263	UBS AG – HKEx R Bull CBBC May 2015 A	2015/05/15	2015/05/19
63991	Standard Chartered Bank – HSI R Bear CBBC Aug 2015 U	2015/05/15	2015/05/18
63989	Credit Suisse AG – HSI R Bear CBBC Sep 2015 S	2015/05/15	2015/05/18
64032	UBS AG – HSI R Bear CBBC Oct 2015 E	2015/05/15	2015/05/18
63477	BNP Paribas Arbit Issu B.V. – HSI R Bear CBBC Sep 2015 I	2015/05/15	2015/05/18
63617	UBS AG – HSI R Bear CBBC Sep 2015 P	2015/05/15	2015/05/18
63595	BNP Paribas Arbit Issu B.V. – HSI R Bear CBBC Oct 2015 B	2015/05/15	2015/05/18
62305	HK Bank – HSCEI R Bull CBBC Mar 2016 D	2015/05/15	2015/05/18
63566	UBS AG – HSI R Bear CBBC Sep 2015 M	2015/05/15	2015/05/18
63860	Credit Suisse AG – HSI R Bear CBBC Aug 2015 F	2015/05/15	2015/05/18
63535	Credit Suisse AG – HSI R Bear CBBC Sep 2015 M	2015/05/15	2015/05/18
63666	SGA Societe Generale Acceptance N.V.-HSI R Bear CBBC Sep15 E	2015/05/15	2015/05/18
63479	BNP Paribas Arbit Issu B.V. – HSI R Bear CBBC Sep 2015 J	2015/05/15	2015/05/18
63592	Credit Suisse AG – HSI R Bear CBBC Sep 2015 P	2015/05/15	2015/05/18
63426	J P Morgan SP BV – HSI R Bear CBBC Aug 2015 D	2015/05/15	2015/05/18
63419	J P Morgan SP BV – HSI R Bear CBBC Aug 2015 C	2015/05/15	2015/05/18
63256	SGA Societe Generale Acceptance N.V.-HSI R Bear CBBC Aug15 D	2015/05/15	2015/05/18
63386	UBS AG – HSI R Bear CBBC Aug 2015 J	2015/05/15	2015/05/18
63384	UBS AG – HSI R Bear CBBC Aug 2015 F	2015/05/15	2015/05/18
63354	Credit Suisse AG – HSI R Bear CBBC Aug 2015 N	2015/05/15	2015/05/18
63348	Credit Suisse AG – HSI R Bear CBBC Aug 2015 M	2015/05/15	2015/05/18
63508	HK Bank – HSI R Bear CBBC Mar 2016 N	2015/05/15	2015/05/18
63888	UBS AG – HSI R Bear CBBC Sep 2015 Q	2015/05/15	2015/05/18
63941	J P Morgan SP BV – HSI R Bear CBBC Aug 2015 H	2015/05/15	2015/05/18
63937	J P Morgan SP BV – HSI R Bear CBBC Aug 2015 G	2015/05/15	2015/05/18
66285	UBS AG – CSOP A50 ETF R Bull CBBC May 2015 B	2015/05/15	2015/05/19
63893	UBS AG – HSI R Bear CBBC Sep 2015 S	2015/05/15	2015/05/18
63558	J P Morgan SP BV – HSI R Bear CBBC Aug 2015 E	2015/05/15	2015/05/18
63889	UBS AG – HSI R Bear CBBC Sep 2015 R	2015/05/15	2015/05/18
63667	SGA Societe Generale Acceptance N.V.-HSI R Bear CBBC Oct15 T	2015/05/15	2015/05/18
62674	Credit Suisse AG – A50 China R Bull CBBC Oct 2015 A	2015/05/15	2015/05/18
63844	BNP Paribas Arbit Issu B.V. – HSI R Bear CBBC Oct 2015 D	2015/05/15	2015/05/18
63841	BNP Paribas Arbit Issu B.V. – HSI R Bear CBBC Oct 2015 C	2015/05/15	2015/05/18
62948	Bank of East Asia – A50 China R Bull CBBC Mar 2016 C	2015/05/15	2015/05/18
63837	Credit Suisse AG – HSI R Bear CBBC Aug 2015 Q	2015/05/15	2015/05/18
63829	Credit Suisse AG – HSCEI R Bear CBBC Sep 2015 F	2015/05/15	2015/05/18
63739	Standard Chartered Bank – HSI R Bear CBBC Aug 2015 T	2015/05/15	2015/05/18
63738	Standard Chartered Bank – HSI R Bear CBBC Aug 2015 S	2015/05/15	2015/05/18
60503	HK Bank – A50 R Bull CBBC Feb 2016 K	2015/05/15	2015/05/18
60501	HK Bank – Haitong Sec R Bull CBBC Jan 2016 B	2015/05/15	2015/05/18
63838	Credit Suisse AG – HSI R Bear CBBC Aug 2015 T	2015/05/15	2015/05/18
64109	Credit Suisse AG – HSI R Bull CBBC Dec 2015 P	2015/05/18	2015/05/19
64145	UBS AG – HSI R Bull CBBC Feb 2016 J	2015/05/18	2015/05/19
63643	HK Bank – CSOP A50 ETF R Bull CBBC Mar 2016 F	2015/05/18	2015/05/19
61341	SGA Societe Generale Acceptance N.V.-CSA50 R Bull CBBC Jan16E	2015/05/18	2015/05/19
64143	UBS AG – HSI R Bull CBBC Jan 2016 S	2015/05/18	2015/05/19
64139	J P Morgan SP BV – HSI R Bull CBBC Dec 2015 Z	2015/05/18	2015/05/19
64084	Credit Suisse AG – HSI R Bear CBBC Aug 2015 O	2015/05/18	2015/05/19
64121	Standard Chartered Bank – HSI R Bull CBBC Aug 2015 D	2015/05/18	2015/05/19
64098	UBS AG – HSI R Bear CBBC Sep 2015 V	2015/05/18	2015/05/19
64085	SGA Societe Generale Acceptance N.V.-HSI R Bull CBBC Feb16 O	2015/05/18	2015/05/19
63532	HK Bank – CUni R Bull CBBC Jul 2016 A	2015/05/18	2015/05/19
64136	Credit Suisse AG – HSI R Bull CBBC Dec 2015 Q	2015/05/18	2015/05/19
60643	SGA Societe Generale Acceptance N.V.-A50 R Bull CBBC Jan16 D	2015/05/18	2015/05/19
64240	Credit Suisse AG – HSI R Bear CBBC Oct 2015 W	2015/05/19	2015/05/20
64244	UBS AG – HSI R Bear CBBC Aug 2015 R	2015/05/19	2015/05/20
64237	Credit Suisse AG – HSI R Bear CBBC Oct 2015 V	2015/05/19	2015/05/20
64220	UBS AG – HSI R Bull CBBC Dec 2015 V	2015/05/19	2015/05/20
64201	BNP Paribas Arbit Issu B.V. – HSI R Bull CBBC Jan 2016 K	2015/05/19	2015/05/20
64197	BNP Paribas Arbit Issu B.V. – HSI R Bull CBBC Jan 2016 J	2015/05/19	2015/05/20
64190	Credit Suisse AG – HSI R Bull CBBC Jan 2016 G	2015/05/19	2015/05/20
64168	SGA Societe Generale Acceptance N.V.-HSI R Bull CBBC Jan16 U	2015/05/19	2015/05/20
64163	SGA Societe Generale Acceptance N.V.-HSI R Bull CBBC Jan16 Q	2015/05/19	2015/05/20
63745	Credit Suisse AG – HSCEI R Bear CBBC Sep 2015 E	2015/05/19	2015/05/20
64161	J P Morgan SP BV – HSI R Bull CBBC Jan 2016 X	2015/05/19	2015/05/20
64253	J P Morgan SP BV – HSI R Bear CBBC Aug 2015 M	2015/05/19	2015/05/20
63707	BNP Paribas Arbit Issu B.V. – HSCEI R Bear CBBC Dec 2015 M	2015/05/19	2015/05/20
63953	HK Bank – HSCEI R Bear CBBC Apr 2016 F	2015/05/19	2015/05/20
64015	SGA Societe Generale Acceptance NV –HSCEI R Bear CBBC Oct15H	2015/05/19	2015/05/20
64156	HK Bank – HSI R Bull CBBC Dec 2015 E	2015/05/19	2015/05/20
63414	J P Morgan SP BV – HSCEI R Bear CBBC Aug 2015 E	2015/05/19	2015/05/20
64160	HK Bank – A50 R Bull CBBC Feb 2016 L	2015/05/19	2015/05/20
64512	BNP Paribas Arbit Issu B.V. – HSCEI R Bear CBBC Dec 2015 N	2015/05/20	2015/05/21
64385	UBS AG – HSCEI R Bear CBBC Oct 2015 F	2015/05/20	2015/05/21
64500	UBS AG – HSI R Bear CBBC Sep 2015 X	2015/05/20	2015/05/21
64497	UBS AG – HSI R Bear CBBC Sep 2015 W	2015/05/20	2015/05/21
64494	J P Morgan SP BV – HSI R Bear CBBC Sep 2015 L	2015/05/20	2015/05/21

List of expired CBBC, 2015 (continued)

Code	CBBC	Last trading date	Delisted date
64474	J P Morgan SP BV – HSI R Bear CBBC Aug 2015 P	2015/05/20	2015/05/21
64460	Standard Chartered Bank – HSI R Bear CBBC Aug 2015 A	2015/05/20	2015/05/21
64504	UBS AG – HSCEI R Bear CBBC Oct 2015 G	2015/05/20	2015/05/21
64391	Credit Suisse AG – HSI R Bear CBBC Aug 2015 R	2015/05/20	2015/05/21
63565	UBS AG – HSCEI R Bear CBBC Sep 2015 C	2015/05/20	2015/05/21
64456	Credit Suisse AG – HSI R Bear CBBC Aug 2015 S	2015/05/20	2015/05/21
64315	UBS AG – HSI R Bull CBBC Jan 2016 U	2015/05/21	2015/05/22
64311	Credit Suisse AG – HSI R Bull CBBC Nov 2015 Z	2015/05/21	2015/05/22
64575	UBS AG – HSI R Bear CBBC Aug 2015 S	2015/05/21	2015/05/22
64525	BNP Paribas Arbit Issu B.V. – HSI R Bear CBBC Oct 2015 G	2015/05/21	2015/05/22
64205	Standard Chartered Bank – HSI R Bull CBBC Aug 2015 H	2015/05/21	2015/05/22
64517	J P Morgan SP BV – HSI R Bear CBBC Aug 2015 Q	2015/05/21	2015/05/22
64188	Credit Suisse AG – HSI R Bull CBBC Jan 2016 F	2015/05/21	2015/05/22
64521	Credit Suisse AG – HSI R Bear CBBC Aug 2015 H	2015/05/21	2015/05/22
64557	Credit Suisse AG – TCH R Bull CBBC Dec 2015 A	2015/05/21	2015/05/22
64572	Credit Suisse AG – HSI R Bear CBBC Aug 2015 U	2015/05/21	2015/05/22
61213	Bank of East Asia – China Mobile R Bull CBBC Jan 2016 A	2015/05/21	2015/05/22
64857	J P Morgan SP BV – HSI R Bull CBBC Dec 2015 Y	2015/05/22	2015/05/26
64771	BNP Paribas Arbit Issu B.V. – HSI R Bear CBBC Oct 2015 I	2015/05/22	2015/05/26
64879	BNP Paribas Arbit Issu B.V. – HSI R Bull CBBC Jan 2016 N	2015/05/22	2015/05/26
63898	UBS AG – HSI R Bear CBBC Sep 2015 T	2015/05/22	2015/05/26
61172	Standard Chartered Bank – Ping An R Bear CBBC Dec 2015 A	2015/05/22	2015/05/26
63596	BNP Paribas Arbit Issu B.V. – HSCEI R Bear CBBC Dec 2015 L	2015/05/22	2015/05/26
64756	Credit Suisse AG – HSI R Bear CBBC Sep 2015 X	2015/05/22	2015/05/26
64730	SGA Societe Generale Acceptance N.V.-HSI R Bear CBBC Sep 15G	2015/05/22	2015/05/26
64755	Credit Suisse AG – HSI R Bear CBBC Sep 2015 W	2015/05/22	2015/05/26
64741	SGA Societe Generale Acceptance N.V.-HSI R Bear CBBC Oct 15K	2015/05/22	2015/05/26
63344	Credit Suisse AG – HSI R Bear CBBC Aug 2015 L	2015/05/22	2015/05/26
64740	SGA Societe Generale Acceptance N.V.-HSI R Bear CBBC Aug 15F	2015/05/22	2015/05/26
63123	HK Bank – Lenovo R Bull CBBC Jan 2016 A	2015/05/22	2015/05/26
64089	SGA Societe Generale Acceptance N.V.-HSI R Bear CBBC Oct15 G	2015/05/22	2015/05/26
64007	Credit Suisse AG – HKEx R Bear CBBC Nov 2015 C	2015/05/22	2015/05/26
63744	Credit Suisse AG – HSCEI R Bear CBBC Sep 2015 D	2015/05/22	2015/05/26
64734	SGA Societe Generale Acceptance N.V.-HSI R Bear CBBC Oct 15S	2015/05/22	2015/05/26
64781	BNP Paribas Arbit Issu B.V. – HSI R Bear CBBC Oct 2015 K	2015/05/22	2015/05/26
64617	HK Bank – HSCEI R Bear CBBC Mar 2016 F	2015/05/22	2015/05/26
64829	UBS AG – HSI R Bull CBBC Mar 2016 B	2015/05/22	2015/05/26
64824	UBS AG – HSI R Bull CBBC Feb 2016 N	2015/05/22	2015/05/26
64820	SGA Societe Generale Acceptance N.V.-HSI R Bull CBBC Dec 15A	2015/05/22	2015/05/26
64814	Credit Suisse AG – HSI R Bull CBBC Oct 2015 J	2015/05/22	2015/05/26
64100	Credit Suisse AG – HSI R Bear CBBC Aug 2015 P	2015/05/22	2015/05/26
64785	BNP Paribas Arbit Issu B.V. – HSI R Bear CBBC Oct 2015 L	2015/05/22	2015/05/26
64794	J P Morgan SP BV – HSCEI R Bear CBBC Aug 2015 F	2015/05/22	2015/05/26
64793	J P Morgan SP BV – HSI R Bear CBBC Aug 2015 S	2015/05/22	2015/05/26
64787	BNP Paribas Arbit Issu B.V. – HSI R Bear CBBC Oct 2015 M	2015/05/22	2015/05/26
63820	Macquarie Bank Ltd. – HSI R Bear CBBC Sep 2015 B	2015/05/22	2015/05/26
64776	BNP Paribas Arbit Issu B.V. – HSI R Bear CBBC Oct 2015 J	2015/05/22	2015/05/26
64701	UBS AG – HSI R Bear CBBC Sep 2015 Y	2015/05/22	2015/05/26
63512	HK Bank – HSI R Bear CBBC Mar 2016 O	2015/05/22	2015/05/26
64191	Credit Suisse AG – HSI R Bear CBBC Oct 2015 U	2015/05/22	2015/05/26
64608	J P Morgan SP BV – HSI R Bear CBBC Sep 2015 M	2015/05/22	2015/05/26
64627	HK Bank – HSI R Bear CBBC Jan 2016 D	2015/05/22	2015/05/26
63471	BNP Paribas Arbit Issu B.V. – HSI R Bear CBBC Sep 2015 H	2015/05/22	2015/05/26
62993	HK Bank – Ping An R Bear CBBC Jun 2016 A	2015/05/22	2015/05/26
64632	HK Bank – HKEx R Bear CBBC Feb 2016 C	2015/05/22	2015/05/26
63993	Standard Chartered Bank – HSI R Bear CBBC Aug 2015 V	2015/05/22	2015/05/26
63537	Credit Suisse AG – HSI R Bear CBBC Sep 2015 N	2015/05/22	2015/05/26
64691	BNP Paribas Arbit Issu B.V. – HSI R Bear CBBC Oct 2015 H	2015/05/22	2015/05/26
64697	Credit Suisse AG – HSI R Bear CBBC Sep 2015 R	2015/05/22	2015/05/26
64698	J P Morgan SP BV – HSI R Bear CBBC Aug 2015 R	2015/05/22	2015/05/26
63251	SGA Societe Generale Acceptance N.V.-HSI R Bear CBBC Sep15 D	2015/05/22	2015/05/26
64699	Standard Chartered Bank – HSI R Bear CBBC Aug 2015 B	2015/05/22	2015/05/26
68016	HK Bank – HKEx R Bull CBBC May 2015 A	2015/05/22	2015/05/27
63567	UBS AG – HSI R Bear CBBC Sep 2015 N	2015/05/22	2015/05/26
63561	J P Morgan SP BV – HSI R Bear CBBC Aug 2015 F	2015/05/22	2015/05/26
64207	Standard Chartered Bank – HSI R Bear CBBC Aug 2015 Y	2015/05/22	2015/05/26
64004	Credit Suisse AG – CSOP A50 ETF R Bear CBBC Oct 2015 C	2015/05/22	2015/05/26
64711	UBS AG – HSI R Bear CBBC Aug 2015 J	2015/05/22	2015/05/26
64141	J P Morgan SP BV – HSI R Bear CBBC Aug 2015 K	2015/05/22	2015/05/26
64710	UBS AG – HSI R Bear CBBC Aug 2015 F	2015/05/22	2015/05/26
64703	UBS AG – HSI R Bear CBBC Sep 2015 Z	2015/05/22	2015/05/26
64702	UBS AG – HSI R Bear CBBC Aug 2015 Q	2015/05/22	2015/05/26
64257	J P Morgan SP BV – HSI R Bear CBBC Aug 2015 N	2015/05/22	2015/05/26
63153	Credit Suisse AG – HSI R Bear CBBC Aug 2015 J	2015/05/26	2015/05/27
63207	BNP Paribas Arbit Issu B.V. – HSI R Bear CBBC Sep 2015 G	2015/05/26	2015/05/27
64005	Credit Suisse AG – A50 China R Bear CBBC Oct 2015 B	2015/05/26	2015/05/27
64016	SGA Societe Generale Acceptance NV -HSCEI R Bear CBBC Nov15E	2015/05/26	2015/05/27
69969	SGA Societe Generale Acceptance N.V.-HKEx R Bear CBBC Nov15B	2015/05/26	2015/05/27
63217	SGA Societe Generale Acceptance N.V.-HSI R Bear CBBC Sep15 C	2015/05/26	2015/05/27
63051	Credit Suisse AG – HSI R Bear CBBC Aug 2015 A	2015/05/26	2015/05/27
62708	Credit Suisse AG – HSI R Bear CBBC Aug 2015 X	2015/05/26	2015/05/27
62713	UBS AG – HSI R Bear CBBC Aug 2015 A	2015/05/26	2015/05/27
63082	UBS AG – HSI R Bear CBBC Sep 2015 J	2015/05/26	2015/05/27
63072	UBS AG – HSI R Bear CBBC Aug 2015 G	2015/05/26	2015/05/27
63069	UBS AG – HSCEI R Bear CBBC Nov 2015 C	2015/05/26	2015/05/27
64142	J P Morgan SP BV – HSI R Bear CBBC Aug 2015 L	2015/05/26	2015/05/27
63164	UBS AG – HSI R Bear CBBC Aug 2015 I	2015/05/26	2015/05/27

List of expired CBBC, 2015 (continued)

Code	CBBC	Last trading date	Delisted date
63053	Credit Suisse AG – HSI R Bear CBBC Aug 2015 B	2015/05/26	2015/05/27
63088	J P Morgan SP BV – HSI R Bear CBBC Aug 2015 A	2015/05/26	2015/05/27
63049	BNP Paribas Arbit Issu B.V. – HSI R Bear CBBC Sep 2015 F	2015/05/26	2015/05/27
63042	SGA Societe Generale Acceptance N.V.-HSI R Bear CBBC Oct15 R	2015/05/26	2015/05/27
62848	Credit Suisse AG – HSI R Bear CBBC Sep 2015 K	2015/05/26	2015/05/27
62887	Credit Suisse AG – HSI R Bear CBBC Sep 2015 L	2015/05/26	2015/05/27
62897	UBS AG – HSI R Bear CBBC Aug 2015 D	2015/05/26	2015/05/27
62901	UBS AG – HSI R Bear CBBC Aug 2015 E	2015/05/26	2015/05/27
64214	Standard Chartered Bank – HSI R Bear CBBC Aug 2015 Z	2015/05/26	2015/05/27
63135	Credit Suisse AG – HSCEI R Bear CBBC Aug 2015 F	2015/05/26	2015/05/27
61033	Credit Suisse AG – HKEx R Bear CBBC Oct 2015 A	2015/05/26	2015/05/27
69625	HK Bank – Ping An R Bear CBBC Jan 2016 A	2015/05/26	2015/05/27
63155	UBS AG – HSI R Bear CBBC Aug 2015 H	2015/05/26	2015/05/27
61323	J P Morgan SP BV – HSI R Bear CBBC Jul 2015 R	2015/05/26	2015/05/27
63148	Credit Suisse AG – HSI R Bear CBBC Aug 2015 I	2015/05/26	2015/05/27
69626	HK Bank – Ping An R Bear CBBC Feb 2016 A	2015/05/26	2015/05/27
64294	HK Bank – A50 R Bear CBBC Mar 2016 C	2015/05/26	2015/05/27
63136	Credit Suisse AG – HSCEI R Bear CBBC Aug 2015 G	2015/05/26	2015/05/27
63083	J P Morgan SP BV – HSI R Bear CBBC Aug 2015 Z	2015/05/26	2015/05/27
64133	Standard Chartered Bank – HSI R Bear CBBC Aug 2015 W	2015/05/26	2015/05/27
64135	Standard Chartered Bank – HSI R Bear CBBC Aug 2015 X	2015/05/26	2015/05/27
63124	HK Bank – HSCEI R Bear CBBC Apr 2016 E	2015/05/26	2015/05/27
61385	Credit Suisse AG – Ping An R Bear CBBC Nov 2015 A	2015/05/26	2015/05/27
63118	HK Bank – HSI R Bear CBBC Apr 2016 I	2015/05/26	2015/05/27
63104	HK Bank – HSI R Bear CBBC Mar 2016 M	2015/05/26	2015/05/27
63178	J P Morgan SP BV – HSI R Bear CBBC Aug 2015 B	2015/05/26	2015/05/27
62484	SGA Societe Generale Acceptance NV -HSCEI R Bear CBBC Oct15B	2015/05/26	2015/05/27
65030	J P Morgan SP BV – HSI R Bear CBBC Aug 2015 D	2015/05/26	2015/05/27
64970	SGA Societe Generale Acceptance N.V.-HSI R Bear CBBC Oct15 W	2015/05/26	2015/05/27
61743	J P Morgan SP BV – HSI R Bear CBBC Aug 2015 U	2015/05/26	2015/05/27
63572	UBS AG – HSI R Bear CBBC Sep 2015 O	2015/05/26	2015/05/27
63569	UBS AG – HSI R Bear CBBC Aug 2015 P	2015/05/26	2015/05/27
63378	UBS AG – HSCEI R Bear CBBC Sep 2015 B	2015/05/26	2015/05/27
65003	Credit Suisse AG – HSI R Bear CBBC Aug 2015 Z	2015/05/26	2015/05/27
63389	UBS AG – HSI R Bear CBBC Sep 2015 K	2015/05/26	2015/05/27
63400	UBS AG – HSI R Bear CBBC Sep 2015 L	2015/05/26	2015/05/27
63405	J P Morgan SP BV – HSCEI R Bear CBBC Jan 2016 D	2015/05/26	2015/05/27
65015	Credit Suisse AG – HSI R Bear CBBC Aug 2015 G	2015/05/26	2015/05/27
65016	SGA Societe Generale Acceptance N.V.-HSI R Bear CBBC Sep15 I	2015/05/26	2015/05/27
63557	SGA Societe Generale Acceptance N.V.-HSI R Bear CBBC Aug15 E	2015/05/26	2015/05/27
61801	Standard Chartered Bank – HSI R Bear CBBC Aug 2015 L	2015/05/26	2015/05/27
63538	Credit Suisse AG – HSI R Bear CBBC Sep 2015 O	2015/05/26	2015/05/27
64968	SGA Societe Generale Acceptance N.V.-HSI R Bear CBBC Sep15 H	2015/05/26	2015/05/27
65031	J P Morgan SP BV – HSI R Bear CBBC Aug 2015 E	2015/05/26	2015/05/27
65032	UBS AG – HSI R Bear CBBC Sep 2015 A	2015/05/26	2015/05/27
65038	UBS AG – HSI R Bear CBBC Sep 2015 B	2015/05/26	2015/05/27
65039	UBS AG – HSI R Bear CBBC Sep 2015 F	2015/05/26	2015/05/27
63427	J P Morgan SP BV – HSI R Bear CBBC Sep 2015 J	2015/05/26	2015/05/27
63534	BNP Paribas Arbit Issu B.V. – HSI R Bear CBBC Oct 2015 A	2015/05/26	2015/05/27
63530	HK Bank – HSCEI R Bear CBBC Mar 2016 E	2015/05/26	2015/05/27
63466	BNP Paribas Arbit Issu B.V. – HSCEI R Bear CBBC Dec 2015 J	2015/05/26	2015/05/27
63470	BNP Paribas Arbit Issu B.V. – HSCEI R Bear CBBC Dec 2015 K	2015/05/26	2015/05/27
63529	HK Bank – CSOP A50 ETF R Bear CBBC Apr 2016 D	2015/05/26	2015/05/27
63527	HK Bank – China Life R Bear CBBC Jan 2016 C	2015/05/26	2015/05/27
63522	HK Bank – China Life R Bear CBBC Jan 2016 B	2015/05/26	2015/05/27
65028	Standard Chartered Bank – HSI R Bear CBBC Aug 2015 F	2015/05/26	2015/05/27
61552	SGA Societe Generale Acceptance N.V.-HSI R Bear CBBC Aug15 A	2015/05/26	2015/05/27
63997	Credit Suisse AG – HSI R Bear CBBC Sep 2015 F	2015/05/26	2015/05/27
63981	SGA Societe Generale Acceptance N.V.-HSI R Bear CBBC Nov15 S	2015/05/26	2015/05/27
60215	Credit Suisse AG – CSOP A50 ETF R Bear CBBC Sep 2015 A	2015/05/26	2015/05/27
62931	J P Morgan SP BV – HSI R Bear CBBC Aug 2015 Y	2015/05/26	2015/05/27
61734	J P Morgan SP BV – HSCEI R Bear CBBC Aug 2015 D	2015/05/26	2015/05/27
61626	UBS AG – HSI R Bear CBBC Aug 2015 T	2015/05/26	2015/05/27
60238	UBS AG – Ping An R Bear CBBC May 2016 A	2015/05/26	2015/05/27
61619	Credit Suisse AG – HSI R Bear CBBC Sep 2015 H	2015/05/26	2015/05/27
61582	BNP Paribas Arbit Issu B.V. – HSI R Bear CBBC Aug 2015 Q	2015/05/26	2015/05/27
61578	BNP Paribas Arbit Issu B.V. – HSI R Bear CBBC Aug 2015 P	2015/05/26	2015/05/27
64986	Credit Suisse AG – HSCEI R Bear CBBC Oct 2015 C	2015/05/26	2015/05/27
61555	SGA Societe Generale Acceptance N.V.-HSI R Bear CBBC Sep15 B	2015/05/26	2015/05/27
63343	Credit Suisse AG – HSI R Bear CBBC Aug 2015 K	2015/05/26	2015/05/27
63332	SGA Societe Generale Acceptance NV -HSCEI R Bear CBBC Oct15G	2015/05/26	2015/05/27
68108	HK Bank – A50 R Bear CBBC Nov 2015 G	2015/05/26	2015/05/27
63810	Standard Chartered Bank – HSCEI R Bear CBBC Aug 2015 A	2015/05/26	2015/05/27
64850	J P Morgan SP BV – HSI R Bear CBBC Aug 2015 C	2015/05/26	2015/05/27
63729	Standard Chartered Bank – HSI R Bear CBBC Aug 2015 R	2015/05/26	2015/05/27
60731	HK Bank – HKEx R Bear CBBC Jan 2016 D	2015/05/26	2015/05/27
64909	HK Bank – TCH R Bull CBBC Feb 2016 G	2015/05/26	2015/05/27
63817	Macquarie Bank Ltd. – HSI R Bear CBBC Sep 2015 A	2015/05/26	2015/05/27
64905	HK Bank – CSOP A50 ETF R Bear CBBC Feb 2016 G	2015/05/26	2015/05/27
63631	HK Bank – HKEx R Bear CBBC Dec 2016 B	2015/05/26	2015/05/27
60396	UBS AG – HSI R Bull CBBC May 2015 Q	2015/05/27	2015/05/29
67235	UBS AG – HSI R Bull CBBC May 2015 Z	2015/05/27	2015/05/29
60520	Credit Suisse AG – HSI R Bull CBBC May 2015 K	2015/05/27	2015/05/29
60991	J P Morgan SP BV – HSI R Bull CBBC May 2015 I	2015/05/27	2015/05/29
67350	Credit Suisse AG – HSI R Bull CBBC May 2015 X	2015/05/27	2015/05/29
60523	Credit Suisse AG – HSI R Bull CBBC May 2015 L	2015/05/27	2015/05/29
68192	Credit Suisse AG – HSI R Bull CBBC May 2015 J	2015/05/27	2015/05/29

List of expired CBBC, 2015 (continued)

Code	CBBC	Last trading date	Delisted date
67353	Credit Suisse AG – HSI R Bull CBBC May 2015 A	2015/05/27	2015/05/29
68526	Goldman Sachs SP (Asia) – HSI R Bull CBBC May 2015 A	2015/05/27	2015/05/29
65092	J P Morgan SP BV – HSCEI R Bear CBBC Aug 2015 G	2015/05/27	2015/05/28
68528	Goldman Sachs SP (Asia) – HSI R Bull CBBC May 2015 C	2015/05/27	2015/05/29
66572	Credit Suisse AG – HSI R Bull CBBC May 2015 F	2015/05/27	2015/05/29
66558	UBS AG – HSI R Bull CBBC May 2015 T	2015/05/27	2015/05/29
63984	UBS AG – HSI R Bull CBBC May 2015 U	2015/05/27	2015/05/29
65108	J P Morgan SP BV – HSI R Bear CBBC Aug 2015 H	2015/05/27	2015/05/28
60610	HK Bank – HSI R Bear CBBC May 2015 B	2015/05/27	2015/05/29
65352	HK Bank – A50 R Bull CBBC May 2015 B	2015/05/27	2015/05/29
60033	J P Morgan SP BV – HSI R Bull CBBC May 2015 N	2015/05/27	2015/05/29
69064	UBS AG – HSI R Bull CBBC May 2015 N	2015/05/27	2015/05/29
66556	UBS AG – HSI R Bull CBBC May 2015 L	2015/05/27	2015/05/29
69014	UBS AG – HSI R Bull CBBC May 2015 M	2015/05/27	2015/05/29
64960	HK Bank – China Mobile R Bull CBBC Jan 2016 C	2015/05/27	2015/05/28
65081	SGA Societe Generale Acceptance NV -HSCEI R Bear CBBC Sep15B	2015/05/27	2015/05/28
64884	HK Bank – TCH R Bull CBBC Feb 2016 F	2015/05/27	2015/05/28
68494	Credit Suisse AG – HSI R Bull CBBC May 2015 R	2015/05/27	2015/05/29
64003	Bank of East Asia – China Cinda R Bull CBBC May 2015 A	2015/05/27	2015/05/29
62664	HK Bank – HSCEI R Bull CBBC May 2015 A	2015/05/27	2015/05/29
61600	Credit Suisse AG – HSI R Bull CBBC May 2015 N	2015/05/27	2015/05/29
68276	SGA Societe Generale Acceptance N.V.-HSI R Bull CBBC May15 G	2015/05/27	2015/05/29
66950	Macquarie Bank Ltd. – HSI R Bull CBBC May 2015 C	2015/05/27	2015/05/29
66676	UBS AG – HSI R Bull CBBC May 2015 V	2015/05/27	2015/05/29
65061	UBS AG – HSI R Bear CBBC Aug 2015 R	2015/05/27	2015/05/28
66948	Macquarie Bank Ltd. – HSI R Bull CBBC May 2015 A	2015/05/27	2015/05/29
66935	UBS AG – HSI R Bull CBBC May 2015 C	2015/05/27	2015/05/29
66949	Macquarie Bank Ltd. – HSI R Bull CBBC May 2015 B	2015/05/27	2015/05/29
66793	UBS AG – HSI R Bull CBBC May 2015 B	2015/05/27	2015/05/29
65065	UBS AG – HSCEI R Bear CBBC Nov 2015 D	2015/05/27	2015/05/28
65060	UBS AG – HSI R Bear CBBC Sep 2015 I	2015/05/27	2015/05/28
68274	SGA Societe Generale Acceptance N.V.-HSI R Bull CBBC May15 F	2015/05/27	2015/05/29
65058	Credit Suisse AG – HSI R Bear CBBC Sep 2015 D	2015/05/27	2015/05/28
65055	Credit Suisse AG – HSI R Bear CBBC Sep 2015 B	2015/05/27	2015/05/28
60394	UBS AG – HSI R Bull CBBC May 2015 P	2015/05/27	2015/05/29
65046	Standard Chartered Bank – HSI R Bear CBBC Aug 2015 G	2015/05/27	2015/05/28
65070	BNP Paribas Arbit Issu B.V. – HSCEI R Bull CBBC Dec 2015 S	2015/05/28	2015/05/29
65067	BNP Paribas Arbit Issu B.V. – HSI R Bull CBBC Jan 2016 T	2015/05/28	2015/05/29
64845	UBS AG – HSI R Bull CBBC Feb 2016 O	2015/05/28	2015/05/29
65178	J P Morgan SP BV – HSI R Bull CBBC Jan 2016 P	2015/05/28	2015/05/29
64839	UBS AG – HSI R Bull CBBC Mar 2016 D	2015/05/28	2015/05/29
64862	BNP Paribas Arbit Issu B.V. – HSI R Bull CBBC Jan 2016 Z	2015/05/28	2015/05/29
64832	UBS AG – HSI R Bull CBBC Mar 2016 C	2015/05/28	2015/05/29
64887	HK Bank – HSI R Bull CBBC Dec 2015 F	2015/05/28	2015/05/29
64894	HK Bank – HSI R Bull CBBC Apr 2016 H	2015/05/28	2015/05/29
64861	J P Morgan SP BV – HSI R Bull CBBC Jan 2016 K	2015/05/28	2015/05/29
64912	HK Bank – TCH R Bull CBBC Feb 2016 H	2015/05/28	2015/05/29
65066	BNP Paribas Arbit Issu B.V. – HSI R Bull CBBC Jan 2016 S	2015/05/28	2015/05/29
68944	HK Bank – Sands China R Bull CBBC Dec 2015 E	2015/05/28	2015/05/29
64991	Credit Suisse AG – HSI R Bull CBBC Nov 2015 N	2015/05/28	2015/05/29
65012	UBS AG – HSI R Bull CBBC Feb 2016 P	2015/05/28	2015/05/29
64997	SGA Societe Generale Acceptance N.V.-HSI R Bull CBBC Jan16 W	2015/05/28	2015/05/29
64999	SGA Societe Generale Acceptance N.V.-HSI R Bull CBBC Jan16 X	2015/05/28	2015/05/29
65002	Credit Suisse AG – HSI R Bull CBBC Nov 2015 O	2015/05/28	2015/05/29
65184	J P Morgan SP BV – HSI R Bear CBBC Sep 2015 N	2015/05/28	2015/05/29
65013	UBS AG – HSI R Bull CBBC Mar 2016 E	2015/05/28	2015/05/29
65029	J P Morgan SP BV – HSI R Bull CBBC Jan 2016 N	2015/05/28	2015/05/29
65014	UBS AG – HSI R Bull CBBC Feb 2016 Q	2015/05/28	2015/05/29
65188	J P Morgan SP BV – HSI R Bear CBBC Aug 2015 I	2015/05/28	2015/05/29
65024	Standard Chartered Bank – HSI R Bull CBBC Aug 2015 G	2015/05/28	2015/05/29
64108	Credit Suisse AG – HSI R Bull CBBC Dec 2015 O	2015/05/28	2015/05/29
65151	SGA Societe Generale Acceptance NV -HSCEI R Bull CBBC Jan16E	2015/05/28	2015/05/29
65106	Credit Suisse AG – HSI R Bull CBBC Dec 2015 T	2015/05/28	2015/05/29
64386	J P Morgan SP BV – HSI R Bull CBBC Dec 2015 H	2015/05/28	2015/05/29
64542	BNP Paribas Arbit Issu B.V. – HSI R Bull CBBC Jan 2016 M	2015/05/28	2015/05/29
64140	J P Morgan SP BV – HSI R Bull CBBC Jan 2016 W	2015/05/28	2015/05/29
65120	J P Morgan SP BV – HSI R Bull CBBC Jan 2016 O	2015/05/28	2015/05/29
65121	J P Morgan SP BV – HSI R Bull CBBC Feb 2016 V	2015/05/28	2015/05/29
65123	HK Bank – HSI R Bear CBBC Apr 2016 K	2015/05/28	2015/05/29
64619	HK Bank – CC Bank R Bear CBBC Apr 2016 A	2015/05/28	2015/05/29
65148	Credit Suisse AG – HSI R Bull CBBC Nov 2015 P	2015/05/28	2015/05/29
65102	UBS AG – HSI R Bull CBBC Jan 2016 Y	2015/05/28	2015/05/29
65152	SGA Societe Generale Acceptance N.V.-HSI R Bull CBBC Dec15 Z	2015/05/28	2015/05/29
64149	UBS AG – HSI R Bull CBBC Feb 2016 K	2015/05/28	2015/05/29
65157	Credit Suisse AG – HSI R Bull CBBC Nov 2015 U	2015/05/28	2015/05/29
64153	HK Bank – TCH R Bull CBBC Apr 2016 A	2015/05/28	2015/05/29
65160	Credit Suisse AG – HSI R Bear CBBC Sep 2015 E	2015/05/28	2015/05/29
65161	Credit Suisse AG – HSI R Bear CBBC Aug 2015 F	2015/05/28	2015/05/29
65174	UBS AG – HSI R Bull CBBC Dec 2015 W	2015/05/28	2015/05/29
65124	HK Bank – HSI R Bull CBBC Apr 2016 I	2015/05/28	2015/05/29
65079	SGA Societe Generale Acceptance NV -HSCEI R Bull CBBC Feb16F	2015/05/28	2015/05/29
64795	Credit Suisse AG – HSI R Bull CBBC Oct 2015 D	2015/05/28	2015/05/29
64788	Standard Chartered Bank – HSI R Bull CBBC Aug 2015 I	2015/05/28	2015/05/29
64770	BNP Paribas Arbit Issu B.V. – HSI R Bull CBBC Jan 2016 Y	2015/05/28	2015/05/29
64768	Credit Suisse AG – HSI R Bull CBBC Oct 2015 A	2015/05/28	2015/05/29
65177	UBS AG – HSI R Bear CBBC Sep 2015 M	2015/05/28	2015/05/29
64726	SGA Societe Generale Acceptance N.V.-HSI R Bull CBBC Jan 16V	2015/05/28	2015/05/29

List of expired CBBC, 2015 (continued)

Code	CBBC	Last trading date	Delisted date
64579	J P Morgan SP BV – HSI R Bull CBBC Dec 2015 J	2015/05/28	2015/05/29
65105	Credit Suisse AG – HSI R Bull CBBC Dec 2015 S	2015/05/28	2015/05/29
64577	UBS AG – HSI R Bull CBBC Mar 2016 A	2015/05/28	2015/05/29
65104	UBS AG – HSI R Bull CBBC Dec 2015 O	2015/05/28	2015/05/29
64566	Credit Suisse AG – HSI R Bull CBBC Oct 2015 E	2015/05/28	2015/05/29
65082	SGA Societe Generale Acceptance N.V.-HSI R Bull CBBC Feb16 P	2015/05/28	2015/05/29
64989	Credit Suisse AG – HSI R Bull CBBC Nov 2015 Y	2015/05/28	2015/05/29
64044	Standard Chartered Bank – HSI R Bull CBBC Aug 2015 C	2015/05/28	2015/05/29
64058	UBS AG – HSI R Bull CBBC Jan 2016 Q	2015/05/28	2015/05/29
65089	UBS AG – HSCEI R Bull CBBC Feb 2016 A	2015/05/28	2015/05/29
65101	UBS AG – HSI R Bull CBBC Jan 2016 X	2015/05/28	2015/05/29
64801	Credit Suisse AG – HSI R Bull CBBC Oct 2015 F	2015/05/28	2015/05/29
65172	Credit Suisse AG – HSI R Bear CBBC Aug 2015 M	2015/05/28	2015/05/29
67218	Credit Suisse AG – Sinopec Corp R Bull CBBC May 2015 B	2015/05/28	2015/06/01
67210	Credit Suisse AG – Sinopec Corp R Bull CBBC May 2015 A	2015/05/28	2015/06/01
64994	J P Morgan SP BV – HSI R Bull CBBC Dec 2015 Z	2015/05/28	2015/05/29
62758	HK Bank – HKEx R Bull CBBC May 2015 B	2015/05/28	2015/06/01
62761	HK Bank – HKEx R Bull CBBC May 2015 C	2015/05/28	2015/06/01
65207	Standard Chartered Bank – HSI R Bear CBBC Aug 2015 S	2015/05/29	2015/06/01
65218	UBS AG – HSI R Bear CBBC Sep 2015 P	2015/05/29	2015/06/01
65215	UBS AG – HSI R Bull CBBC Jan 2016 Z	2015/05/29	2015/06/01
65214	UBS AG – HSI R Bull CBBC Dec 2015 X	2015/05/29	2015/06/01
65212	Credit Suisse AG – HSI R Bear CBBC Oct 2015 X	2015/05/29	2015/06/01
65209	Credit Suisse AG – HSI R Bull CBBC Oct 2015 H	2015/05/29	2015/06/01
65219	J P Morgan SP BV – HSI R Bull CBBC Feb 2016 W	2015/05/29	2015/06/01
65203	HK Bank – HSI R Bull CBBC Jan 2016 K	2015/05/29	2015/06/01
64963	HK Bank – China Mobile R Bull CBBC Feb 2016 D	2015/05/29	2015/06/01
61585	UBS AG – HKEx R Bull CBBC Jun 2015 A	2015/05/29	2015/06/02
67127	Credit Suisse AG – TCH R Bull CBBC Jun 2015 A	2015/05/29	2015/06/02
63108	HK Bank – Lenovo R Bull CBBC Mar 2016 A	2015/05/29	2015/06/01
65156	UBS AG – SHK Ppt R Bull CBBC Jun 2015 A	2015/05/29	2015/06/02
65210	Credit Suisse AG – HSI R Bull CBBC Oct 2015 B	2015/05/29	2015/06/01
65277	Credit Suisse AG – HSI R Bull CBBC Dec 2015 U	2015/06/01	2015/06/02
65234	Standard Chartered Bank – HSI R Bull CBBC Sep 2015 C	2015/06/01	2015/06/02
65235	Credit Suisse AG – HSI R Bear CBBC Sep 2015 A	2015/06/01	2015/06/02
65237	Credit Suisse AG – HSCEI R Bull CBBC Nov 2015 G	2015/06/01	2015/06/02
65238	Credit Suisse AG – HSCEI R Bull CBBC Nov 2015 H	2015/06/01	2015/06/02
65263	BNP Paribas Arbit Issu B.V. – HSI R Bull CBBC Jan 2016 U	2015/06/01	2015/06/02
65264	BNP Paribas Arbit Issu B.V. – HSI R Bull CBBC Jan 2016 O	2015/06/01	2015/06/02
65272	Standard Chartered Bank – HSI R Bull CBBC Sep 2015 D	2015/06/01	2015/06/02
65282	Credit Suisse AG – Ping An R Bull CBBC Jan 2016 B	2015/06/01	2015/06/02
65278	Credit Suisse AG – HSI R Bull CBBC Dec 2015 V	2015/06/01	2015/06/02
65233	BNP Paribas Arbit Issu B.V. – CSOP A50 ETF R Bull CBBC Dec15L	2015/06/01	2015/06/02
65269	BNP Paribas Arbit Issu B.V. – HSCEI R Bull CBBC Dec 2015 U	2015/06/01	2015/06/02
65232	BNP Paribas Arbit Issu B.V. – A50 Ch R Bull CBBC Dec 2015 J	2015/06/01	2015/06/02
65231	BNP Paribas Arbit Issu B.V. – HSI R Bear CBBC Oct 2015 Q	2015/06/01	2015/06/02
65230	BNP Paribas Arbit Issu B.V. – HSI R Bear CBBC Oct 2015 P	2015/06/01	2015/06/02
65226	J P Morgan SP BV – HSI R Bear CBBC Sep 2015 P	2015/06/01	2015/06/02
65224	J P Morgan SP BV – HSI R Bear CBBC Sep 2015 O	2015/06/01	2015/06/02
65223	SGA Societe Generale Acceptance N.V.-HSI R Bear CBBC Oct15 Z	2015/06/01	2015/06/02
60364	HK Bank – CNOOC R Bull CBBC Jan 2016 C	2015/06/01	2015/06/02
65288	UBS AG – HSI R Bear CBBC Sep 2015 Q	2015/06/01	2015/06/02
65220	J P Morgan SP BV – HSI R Bear CBBC Aug 2015 J	2015/06/01	2015/06/02
65289	UBS AG – HSI R Bear CBBC Sep 2015 R	2015/06/01	2015/06/02
66419	HK Bank – Sands China R Bull CBBC May 2016 B	2015/06/01	2015/06/02
69634	HK Bank – PetCh R Bull CBBC Jan 2016 E	2015/06/01	2015/06/02
65221	SGA Societe Generale Acceptance N.V.-HSI R Bear CBBC Sep15 J	2015/06/01	2015/06/02
65305	UBS AG – HSI R Bull CBBC Jan 2016 A	2015/06/01	2015/06/02
65284	Credit Suisse AG – China Life R Bull CBBC Feb 2016 A	2015/06/01	2015/06/02
65306	UBS AG – HSI R Bull CBBC Dec 2015 Y	2015/06/01	2015/06/02
65301	J P Morgan SP BV – HSCEI R Bull CBBC Mar 2016 B	2015/06/01	2015/06/02
65300	SGA Societe Generale Acceptance N.V.-HSI R Bull CBBC Feb16 R	2015/06/01	2015/06/02
65298	SGA Societe Generale Acceptance N.V.-HSI R Bull CBBC Feb16 Q	2015/06/01	2015/06/02
65294	J P Morgan SP BV – HSI R Bull CBBC Feb 2016 X	2015/06/01	2015/06/02
65293	J P Morgan SP BV – HSI R Bull CBBC Jan 2016 L	2015/06/01	2015/06/02
67511	Bank of East Asia – Sands China R Bull CBBC Nov 2015 A	2015/06/01	2015/06/02
65292	J P Morgan SP BV – HSI R Bull CBBC Dec 2015 Y	2015/06/01	2015/06/02
65308	UBS AG – HSCEI R Bull CBBC Dec 2015 L	2015/06/01	2015/06/02
65588	UBS AG – HSI R Bull CBBC Mar 2016 G	2015/06/02	2015/06/03
65573	Credit Suisse AG – HSI R Bull CBBC Nov 2015 R	2015/06/02	2015/06/03
65535	BNP Paribas Arbit Issu B.V. – HSCEI R Bull CBBC Dec 2015 V	2015/06/02	2015/06/03
65537	BNP Paribas Arbit Issu B.V. – HSCEI R Bull CBBC Dec 2015 W	2015/06/02	2015/06/03
65553	Standard Chartered Bank – HSI R Bull CBBC Sep 2015 E	2015/06/02	2015/06/03
65555	Standard Chartered Bank – HSI R Bull CBBC Sep 2015 F	2015/06/02	2015/06/03
65569	Standard Chartered Bank – HSI R Bull CBBC Sep 2015 G	2015/06/02	2015/06/03
65570	Credit Suisse AG – HSI R Bull CBBC Nov 2015 X	2015/06/02	2015/06/03
64932	J P Morgan SP BV – Sands China R Bull CBBC Dec 2015 A	2015/06/02	2015/06/03
61882	Standard Chartered Bank – CNOOC R Bull CBBC Jun 2015 A	2015/06/02	2015/06/04
65585	UBS AG – HSI R Bull CBBC Jan 2016 B	2015/06/02	2015/06/03
65518	BNP Paribas Arbit Issu B.V. – HSI R Bull CBBC Jan 2016 V	2015/06/02	2015/06/03
65587	UBS AG – HSI R Bull CBBC Feb 2016 S	2015/06/02	2015/06/03
65488	J P Morgan SP BV – HSI R Bull CBBC Jan 2016 Q	2015/06/02	2015/06/03
65589	UBS AG – HSI R Bull CBBC Feb 2016 T	2015/06/02	2015/06/03
65600	UBS AG – HSCEI R Bull CBBC Feb 2016 B	2015/06/02	2015/06/03
65611	UBS AG – HSCEI R Bull CBBC Jan 2016 D	2015/06/02	2015/06/03
65586	UBS AG – HSI R Bull CBBC Mar 2016 F	2015/06/02	2015/06/03
65465	SGA Societe Generale Acceptance N.V.-HSI R Bull CBBC Feb16 T	2015/06/02	2015/06/03

List of expired CBBC, 2015 (continued)

Code	CBBC	Last trading date	Delisted date
69433	HK Bank – Galaxy Ent R Bull CBBC Dec 2015 E	2015/06/02	2015/06/03
65310	HK Bank – Ping An R Bull CBBC Jan 2016 H	2015/06/02	2015/06/03
65311	HK Bank – HSI R Bull CBBC Jan 2016 L	2015/06/02	2015/06/03
65333	HK Bank – CSOP A50 ETF R Bull CBBC Jan 2016 G	2015/06/02	2015/06/03
65375	SGA Societe Generale Acceptance N.V.-HSI R Bull CBBC Feb16 S	2015/06/02	2015/06/03
65376	SGA Societe Generale Acceptance N.V.-HSI R Bull CBBC Dec15 V	2015/06/02	2015/06/03
65495	J P Morgan SP BV – HSI R Bull CBBC Mar 2016 E	2015/06/02	2015/06/03
65449	Credit Suisse AG – HSCEI R Bull CBBC Dec 2015 H	2015/06/02	2015/06/03
65508	BNP Paribas Arbit Issu B.V. – HSI R Bull CBBC Jan 2016 Q	2015/06/02	2015/06/03
65475	SGA Societe Generale Acceptance N.V.-HSI R Bull CBBC Feb16 U	2015/06/02	2015/06/03
65476	SGA Societe Generale Acceptance NV -HSCEI R Bull CBBC Dec15H	2015/06/02	2015/06/03
65477	SGA Societe Generale Acceptance NV -HSCEI R Bull CBBC Feb16G	2015/06/02	2015/06/03
65571	Credit Suisse AG – HSI R Bull CBBC Nov 2015 Q	2015/06/02	2015/06/03
65490	J P Morgan SP BV – HSI R Bull CBBC Feb 2016 Y	2015/06/02	2015/06/03
65498	J P Morgan SP BV – HSCEI R Bull CBBC Feb 2016 B	2015/06/02	2015/06/03
65499	BNP Paribas Arbit Issu B.V. – HSI R Bull CBBC Jan 2016 P	2015/06/02	2015/06/03
65438	Credit Suisse AG – HSCEI R Bull CBBC Dec 2015 G	2015/06/02	2015/06/03
65577	Credit Suisse AG – HSI R Bull CBBC Nov 2015 Z	2015/06/02	2015/06/03
65731	BNP Paribas Arbit Issu B.V. – A50 Ch R Bull CBBC Dec 2015 K	2015/06/03	2015/06/04
65705	Credit Suisse AG – HSI R Bull CBBC Jan 2016 I	2015/06/03	2015/06/04
65710	Credit Suisse AG – HSI R Bull CBBC Jan 2016 J	2015/06/03	2015/06/04
65712	Credit Suisse AG – HSI R Bull CBBC Jan 2016 K	2015/06/03	2015/06/04
65717	Credit Suisse AG – CSOP A50 ETF R Bull CBBC Jan 2016 C	2015/06/03	2015/06/04
65723	Credit Suisse AG – A50 China R Bull CBBC Jan 2016 C	2015/06/03	2015/06/04
65725	Credit Suisse AG – HKEx R Bull CBBC Jan 2016 A	2015/06/03	2015/06/04
65816	J P Morgan SP BV – HSI R Bull CBBC Mar 2016 F	2015/06/03	2015/06/04
65730	BNP Paribas Arbit Issu B.V. – HSI R Bull CBBC Feb 2016 D	2015/06/03	2015/06/04
65694	HK Bank – Sinopec Corp R Bull CBBC Jul 2016 A	2015/06/03	2015/06/04
65738	BNP Paribas Arbit Issu B.V. -CSOP A50 ETF R Bull CBBC Dec15N	2015/06/03	2015/06/04
65741	UBS AG – HSI R Bull CBBC Jan 2016 C	2015/06/03	2015/06/04
65742	UBS AG – HSI R Bull CBBC Dec 2015 F	2015/06/03	2015/06/04
65745	UBS AG – HSI R Bull CBBC Feb 2016 U	2015/06/03	2015/06/04
65756	Standard Chartered Bank – HSI R Bull CBBC Sep 2015 H	2015/06/03	2015/06/04
65726	Credit Suisse AG – HKEx R Bull CBBC Jan 2016 B	2015/06/03	2015/06/04
65641	HK Bank – HSI R Bull CBBC May 2016 A	2015/06/03	2015/06/04
65784	SGA Societe Generale Acceptance N.V.-HSI R Bull CBBC Dec 15X	2015/06/03	2015/06/04
65312	HK Bank – Ping An R Bull CBBC Feb 2016 F	2015/06/03	2015/06/04
65314	HK Bank – HSCEI R Bull CBBC Jan 2016 E	2015/06/03	2015/06/04
65415	Standard Chartered Bank – HSCEI R Bull CBBC Oct 2015 H	2015/06/03	2015/06/04
65629	HK Bank – A50 R Bull CBBC May 2016 A	2015/06/03	2015/06/04
65631	HK Bank – A50 R Bull CBBC Apr 2016 D	2015/06/03	2015/06/04
65703	Credit Suisse AG – HSI R Bull CBBC Jan 2016 H	2015/06/03	2015/06/04
65640	HK Bank – HSI R Bull CBBC Jun 2016 C	2015/06/03	2015/06/04
65696	J P Morgan SP BV – HSI R Bull CBBC Jan 2016 H	2015/06/03	2015/06/04
65656	HK Bank – HSCEI R Bull CBBC May 2016 A	2015/06/03	2015/06/04
65657	HK Bank – Minsheng Bank R Bull CBBC Jul 2016 A	2015/06/03	2015/06/04
65660	HK Bank – HSCEI R Bull CBBC Jun 2016 A	2015/06/03	2015/06/04
65665	HK Bank – HKEx R Bull CBBC Mar 2016 A	2015/06/03	2015/06/04
65686	HK Bank – CITIC Sec R Bull CBBC Aug 2016 A	2015/06/03	2015/06/04
65689	HK Bank – Ping An R Bull CBBC Apr 2016 E	2015/06/03	2015/06/04
65632	HK Bank – CSOP A50 ETF R Bull CBBC May 2016 A	2015/06/03	2015/06/04
65633	HK Bank – CSOP A50 ETF R Bull CBBC Apr 2016 C	2015/06/03	2015/06/04
65722	Credit Suisse AG – A50 China R Bull CBBC Jan 2016 B	2015/06/04	2015/06/05
66132	J P Morgan SP BV – HSI R Bear CBBC Sep 2015 X	2015/06/04	2015/06/05
64508	BNP Paribas Arbit Issu B.V. – HSI R Bull CBBC Jan 2016 L	2015/06/04	2015/06/05
66126	J P Morgan SP BV – HSI R Bear CBBC Sep 2015 W	2015/06/04	2015/06/05
66117	J P Morgan SP BV – HSI R Bull CBBC Feb 2016 O	2015/06/04	2015/06/05
69986	SGA Societe Generale Acceptance N.V.-HSI R Bull CBBC Jan16 R	2015/06/04	2015/06/05
63338	Credit Suisse AG – HSI R Bull CBBC Sep 2015 Z	2015/06/04	2015/06/05
66107	Credit Suisse AG – HSI R Bear CBBC Oct 2015 D	2015/06/04	2015/06/05
65732	BNP Paribas Arbit Issu B.V. -CSOP A50 ETF R Bull CBBC Dec15M	2015/06/04	2015/06/05
64387	J P Morgan SP BV – HSI R Bull CBBC Dec 2015 X	2015/06/04	2015/06/05
61040	SGA Societe Generale Acceptance N.V.-HSI R Bull CBBC Dec15 Y	2015/06/04	2015/06/05
60744	Standard Chartered Bank – HSI R Bull CBBC Jul 2015 A	2015/06/04	2015/06/05
64366	UBS AG – HSI R Bull CBBC Feb 2016 M	2015/06/04	2015/06/05
66067	BNP Paribas Arbit Issu B.V. – HSI R Bull CBBC Feb 2016 G	2015/06/04	2015/06/05
64984	Credit Suisse AG – HSCEI R Bull CBBC Dec 2015 F	2015/06/04	2015/06/05
64312	Credit Suisse AG – HSI R Bull CBBC Nov 2015 S	2015/06/04	2015/06/05
66063	BNP Paribas Arbit Issu B.V. – HSI R Bull CBBC Jan 2016 B	2015/06/04	2015/06/05
65236	Credit Suisse AG – HSI R Bear CBBC Sep 2015 G	2015/06/04	2015/06/05
66094	Credit Suisse AG – HSCEI R Bear CBBC Oct 2015 F	2015/06/04	2015/06/05
61338	SGA Societe Generale Acceptance N.V.-CMob R Bull CBBC Apr16A	2015/06/04	2015/06/05
65355	HK Bank – HKEx R Bull CBBC Dec 2015 F	2015/06/04	2015/06/05
65342	HK Bank – China Life R Bull CBBC Feb 2016 A	2015/06/04	2015/06/05
65341	HK Bank – A50 R Bull CBBC Feb 2016 N	2015/06/04	2015/06/05
65323	HK Bank – CSOP A50 ETF R Bull CBBC Feb 2016 K	2015/06/04	2015/06/05
65313	HK Bank – HSCEI R Bull CBBC Mar 2016 F	2015/06/04	2015/06/05
64615	J P Morgan SP BV – HSCEI R Bull CBBC Dec 2015 F	2015/06/04	2015/06/05
64846	UBS AG – HSCEI R Bull CBBC Jan 2016 C	2015/06/04	2015/06/05
66138	J P Morgan SP BV – HSI R Bull CBBC Feb 2016 P	2015/06/04	2015/06/05
65309	HK Bank – A50 R Bull CBBC Jan 2016 Y	2015/06/04	2015/06/05
66139	BNP Paribas Arbit Issu B.V. – HSI R Bear CBBC Sep 2015 O	2015/06/04	2015/06/05
60824	Credit Suisse AG – HSI R Bull CBBC Nov 2015 V	2015/06/04	2015/06/05
60857	BNP Paribas Arbit Issu B.V. – HSI R Bull CBBC Jan 2016 W	2015/06/04	2015/06/05
65647	HK Bank – HSI R Bull CBBC Jun 2016 D	2015/06/04	2015/06/05
66146	BNP Paribas Arbit Issu B.V. – HSCEI R Bear CBBC Dec 2015 S	2015/06/04	2015/06/05
60502	HK Bank – China Mobile R Bull CBBC Jan 2016 B	2015/06/04	2015/06/05

List of expired CBBC, 2015 (continued)

Code	CBBC	Last trading date	Delisted date
64564	Credit Suisse AG – China Mobile R Bull CBBC Dec 2015 B	2015/06/04	2015/06/05
66142	BNP Paribas Arbit Issu B.V. – HSCEI R Bull CBBC Nov 2015 A	2015/06/04	2015/06/05
65715	Credit Suisse AG – CSOP A50 ETF R Bull CBBC Jan 2016 B	2015/06/04	2015/06/05
61061	UBS AG – China Mobile R Bull CBBC Jul 2016 A	2015/06/04	2015/06/05
63963	SGA Societe Generale Acceptance N.V.-HSI R Bull CBBC Jan16 P	2015/06/04	2015/06/05
65852	SGA Societe Generale Acceptance N.V.-HSI R Bull CBBC Jan16 Z	2015/06/04	2015/06/05
65879	BNP Paribas Arbit Issu B.V. – HSI R Bull CBBC Feb 2016 E	2015/06/04	2015/06/05
61233	UBS AG – HSI R Bull CBBC Feb 2016 F	2015/06/04	2015/06/05
65880	J P Morgan SP BV – HSI R Bull CBBC Dec 2015 Z	2015/06/04	2015/06/05
61259	HK Bank – HSI R Bull CBBC Apr 2016 F	2015/06/04	2015/06/05
65886	J P Morgan SP BV – HSI R Bull CBBC Feb 2016 Z	2015/06/04	2015/06/05
66057	BNP Paribas Arbit Issu B.V. – HSI R Bull CBBC Feb 2016 F	2015/06/04	2015/06/05
65892	Credit Suisse AG – HSI R Bull CBBC Feb 2016 A	2015/06/04	2015/06/05
65851	SGA Societe Generale Acceptance N.V.-HSI R Bull CBBC Jan16 Y	2015/06/04	2015/06/05
65894	Credit Suisse AG – HSI R Bull CBBC Feb 2016 B	2015/06/04	2015/06/05
65150	SGA Societe Generale Acceptance NV -HSCEI R Bull CBBC Dec15G	2015/06/04	2015/06/05
65900	Standard Chartered Bank – HSI R Bull CBBC Sep 2015 I	2015/06/04	2015/06/05
65907	Standard Chartered Bank – China Life R Bull CBBC Feb 2016 A	2015/06/04	2015/06/05
65973	Credit Suisse AG – HSI R Bull CBBC Feb 2016 D	2015/06/04	2015/06/05
65974	Credit Suisse AG – HSI R Bull CBBC Feb 2016 E	2015/06/04	2015/06/05
65997	Credit Suisse AG – HSI R Bull CBBC Feb 2016 F	2015/06/04	2015/06/05
66017	Credit Suisse AG – HSCEI R Bull CBBC Jan 2016 A	2015/06/04	2015/06/05
66021	Credit Suisse AG – HSCEI R Bull CBBC Jan 2016 B	2015/06/04	2015/06/05
60879	UBS AG – HSI R Bull CBBC Dec 2015 P	2015/06/04	2015/06/05
66110	Credit Suisse AG – HSI R Bear CBBC Oct 2015 E	2015/06/04	2015/06/05
65073	BNP Paribas Arbit Issu B.V. – HSCEI R Bull CBBC Dec 2015 T	2015/06/04	2015/06/05
62966	Bank of East Asia – PetCh R Bull CBBC Feb 2016 A	2015/06/04	2015/06/05
66031	SGA Societe Generale Acceptance N.V.-HSI R Bull CBBC Dec15 A	2015/06/04	2015/06/05
64234	UBS AG – HSI R Bull CBBC Jan 2016 T	2015/06/04	2015/06/05
66036	SGA Societe Generale Acceptance N.V.-HSI R Bull CBBC Feb16 V	2015/06/04	2015/06/05
63181	J P Morgan SP BV – HSI R Bull CBBC Jan 2016 R	2015/06/04	2015/06/05
65229	BNP Paribas Arbit Issu B.V. – HSI R Bear CBBC Oct 2015 O	2015/06/04	2015/06/05
62909	J P Morgan SP BV – HSI R Bull CBBC Mar 2016 B	2015/06/04	2015/06/05
66038	SGA Societe Generale Acceptance N.V.-HSI R Bear CBBC Sep15 M	2015/06/04	2015/06/05
66051	BNP Paribas Arbit Issu B.V. – HSI R Bull CBBC Jan 2016 A	2015/06/04	2015/06/05
66664	UBS AG – HSCEI R Bull CBBC Mar 2016 A	2015/06/05	2015/06/08
61795	UBS AG – CSOP A50 ETF R Bull CBBC Jun 2015 A	2015/06/05	2015/06/09
66553	J P Morgan SP BV – HSI R Bull CBBC Mar 2016 G	2015/06/05	2015/06/08
66316	Standard Chartered Bank – HSI R Bull CBBC Sep 2015 J	2015/06/05	2015/06/08
66561	UBS AG – HSI R Bear CBBC Oct 2015 N	2015/06/05	2015/06/08
66304	SGA Societe Generale Acceptance N.V.-HSI R Bull CBBC Feb16 W	2015/06/05	2015/06/08
66606	Credit Suisse AG – HSI R Bear CBBC Sep 2015 H	2015/06/05	2015/06/08
66306	SGA Societe Generale Acceptance N.V.-HSI R Bear CBBC Oct15 G	2015/06/05	2015/06/08
66546	UBS AG – HSI R Bull CBBC Mar 2016 I	2015/06/05	2015/06/08
66435	Credit Suisse AG – HSI R Bull CBBC Dec 2015 Y	2015/06/05	2015/06/08
66345	SGA Societe Generale Acceptance NV -HSCEI R Bull CBBC Feb16H	2015/06/05	2015/06/08
66596	J P Morgan SP BV – HSI R Bull CBBC Dec 2015 H	2015/06/05	2015/06/08
66681	UBS AG – HSCEI R Bear CBBC Sep 2015 D	2015/06/05	2015/06/08
60415	UBS AG – TCH R Bull CBBC Jun 2015 E	2015/06/05	2015/06/09
66290	HK Bank – A50 R Bear CBBC Feb 2016 G	2015/06/05	2015/06/08
66093	UBS AG – A50 China R Bull CBBC Jun 2015 B	2015/06/05	2015/06/09
66314	J P Morgan SP BV – HSI R Bear CBBC Sep 2015 Y	2015/06/05	2015/06/08
66537	UBS AG – HSI R Bull CBBC Mar 2016 H	2015/06/05	2015/06/08
66292	HK Bank – CSOP A50 ETF R Bear CBBC Feb 2016 H	2015/06/05	2015/06/08
66402	UBS AG – Geely Auto R Bull CBBC Jun 2015 B	2015/06/05	2015/06/09
66181	HK Bank – HSI R Bear CBBC Jan 2016 E	2015/06/05	2015/06/08
66187	HK Bank – HSI R Bull CBBC Jan 2016 M	2015/06/05	2015/06/08
66403	Credit Suisse AG – HSI R Bull CBBC Dec 2015 W	2015/06/05	2015/06/08
66421	Credit Suisse AG – HSI R Bull CBBC Dec 2015 X	2015/06/05	2015/06/08
66447	UBS AG – HSI R Bear CBBC Oct 2015 J	2015/06/05	2015/06/08
66994	J P Morgan SP BV – HSI R Bull CBBC Dec 2015 J	2015/06/08	2015/06/09
65216	UBS AG – HSI R Bull CBBC Feb 2016 R	2015/06/08	2015/06/09
67000	J P Morgan SP BV – HSI R Bull CBBC Feb 2016 Q	2015/06/08	2015/06/09
67077	UBS AG – HSI R Bull CBBC Jan 2016 I	2015/06/08	2015/06/09
67065	UBS AG – HSI R Bull CBBC Feb 2016 V	2015/06/08	2015/06/09
66959	Credit Suisse AG – HSI R Bull CBBC Jan 2016 M	2015/06/08	2015/06/09
67068	UBS AG – HSI R Bull CBBC Feb 2016 W	2015/06/08	2015/06/09
66982	Credit Suisse AG – HSI R Bull CBBC Jan 2016 N	2015/06/08	2015/06/09
66908	Standard Chartered Bank – HSI R Bull CBBC Sep 2015 K	2015/06/08	2015/06/09
60863	Standard Chartered Bank – HSI R Bull CBBC Jul 2015 C	2015/06/08	2015/06/09
63184	HK Bank – CSOP A50 ETF R Bear CBBC Mar 2016 B	2015/06/08	2015/06/09
66693	HK Bank – TCH R Bull CBBC Dec 2015 O	2015/06/08	2015/06/09
66859	SGA Societe Generale Acceptance N.V.-HSI R Bull CBBC Feb16 X	2015/06/08	2015/06/09
60573	J P Morgan SP BV – HSI R Bull CBBC Feb 2016 H	2015/06/08	2015/06/09
64155	HK Bank – HSI R Bull CBBC Mar 2016 I	2015/06/08	2015/06/09
66911	Standard Chartered Bank – HSI R Bull CBBC Sep 2015 L	2015/06/08	2015/06/09
66945	Credit Suisse AG – HSI R Bull CBBC Jan 2016 L	2015/06/08	2015/06/09
60036	Credit Suisse AG – CSOP A50 ETF R Bear CBBC Oct 2015 A	2015/06/08	2015/06/09
67155	Standard Chartered Bank – A50 China R Bull CBBC Jun 2015 A	2015/06/08	2015/06/10
61174	Standard Chartered Bank – Galaxy Ent R Bull CBBC Dec 2015 B	2015/06/09	2015/06/10
60778	J P Morgan SP BV – HSI R Bull CBBC Feb 2016 J	2015/06/09	2015/06/10
65795	Bank of East Asia – HKEx R Bull CBBC Mar 2016 C	2015/06/09	2015/06/10
64048	J P Morgan SP BV – HSI R Bull CBBC Nov 2015 Z	2015/06/09	2015/06/10
67093	HK Bank – HSI R Bull CBBC Mar 2016 L	2015/06/09	2015/06/10
61466	UBS AG – HSI R Bull CBBC Dec 2015 S	2015/06/09	2015/06/10
67112	Credit Suisse AG – HSI R Bull CBBC Nov 2015 O	2015/06/09	2015/06/10
67122	Standard Chartered Bank – HSI R Bull CBBC Sep 2015 M	2015/06/09	2015/06/10

List of expired CBBC, 2015 (continued)

Code	CBBC	Last trading date	Delisted date
67137	Credit Suisse AG – HSCEI R Bull CBBC Nov 2015 I	2015/06/09	2015/06/10
67149	UBS AG – HSI R Bull CBBC Jan 2016 D	2015/06/09	2015/06/10
67164	UBS AG – HSI R Bull CBBC Feb 2016 X	2015/06/09	2015/06/10
67166	UBS AG – HSI R Bull CBBC Mar 2016 J	2015/06/09	2015/06/10
67167	UBS AG – HSCEI R Bull CBBC Feb 2016 C	2015/06/09	2015/06/10
65247	Credit Suisse AG – HKEx R Bull CBBC Nov 2015 F	2015/06/09	2015/06/10
67214	J P Morgan SP BV – HSI R Bull CBBC Jan 2016 J	2015/06/09	2015/06/10
67111	Credit Suisse AG – HSI R Bull CBBC Nov 2015 N	2015/06/09	2015/06/10
65799	Bank of East Asia – Lenovo R Bull CBBC May 2016 A	2015/06/09	2015/06/10
65846	HK Bank – AIA R Bull CBBC Jun 2016 A	2015/06/09	2015/06/10
65169	Bank of East Asia – China Life R Bull CBBC May 2016 A	2015/06/09	2015/06/10
60211	Macquarie Bank Ltd. – HSI R Bull CBBC Aug 2015 H	2015/06/09	2015/06/10
61246	J P Morgan SP BV – HSI R Bull CBBC Mar 2016 A	2015/06/09	2015/06/10
67173	UBS AG – HSI R Bull CBBC Mar 2016 K	2015/06/09	2015/06/10
64568	Credit Suisse AG – HSI R Bull CBBC Oct 2015 G	2015/06/09	2015/06/10
66708	HK Bank – Lenovo R Bull CBBC Apr 2016 C	2015/06/09	2015/06/10
60871	UBS AG – HSI R Bull CBBC Jan 2016 E	2015/06/09	2015/06/10
60813	SGA Societe Generale Acceptance N.V.-HSI R Bull CBBC Jan16 S	2015/06/09	2015/06/10
60860	BNP Paribas Arbit Issu B.V. – HSI R Bull CBBC Jan 2016 X	2015/06/09	2015/06/10
61017	Standard Chartered Bank – HSI R Bull CBBC Aug 2015 Q	2015/06/09	2015/06/10
61094	Credit Suisse AG – HSI R Bull CBBC Dec 2015 F	2015/06/09	2015/06/10
66068	Standard Chartered Bank – HKEx R Bull CBBC Feb 2016 A	2015/06/09	2015/06/10
63186	HK Bank – HSI R Bull CBBC Apr 2016 G	2015/06/09	2015/06/10
60723	HK Bank – HSI R Bull CBBC Apr 2016 D	2015/06/10	2015/06/11
66626	Credit Suisse AG – HSI R Bull CBBC Dec 2015 Z	2015/06/10	2015/06/11
67234	SGA Societe Generale Acceptance N.V.-HSI R Bull CBBC Mar16 A	2015/06/10	2015/06/11
67291	Credit Suisse AG – HSI R Bull CBBC Dec 2015 H	2015/06/10	2015/06/11
67319	Credit Suisse AG – HSI R Bull CBBC Dec 2015 I	2015/06/10	2015/06/11
60683	J P Morgan SP BV – HSI R Bull CBBC Feb 2016 I	2015/06/10	2015/06/11
69237	J P Morgan SP BV – HSI R Bull CBBC Jan 2016 D	2015/06/10	2015/06/11
63750	UBS AG – HSI R Bull CBBC Dec 2015 R	2015/06/10	2015/06/11
69174	BNP Paribas Arbit Issu B.V. – HSI R Bull CBBC Jan 2016 E	2015/06/10	2015/06/11
67329	Credit Suisse AG – HSI R Bull CBBC Dec 2015 J	2015/06/10	2015/06/11
65143	Standard Chartered Bank – HSCEI R Bull CBBC Oct 2015 G	2015/06/10	2015/06/11
67338	J P Morgan SP BV – HSI R Bull CBBC Jan 2016 M	2015/06/10	2015/06/11
67339	J P Morgan SP BV – HSI R Bull CBBC Feb 2016 N	2015/06/10	2015/06/11
67354	UBS AG – HSI R Bull CBBC Mar 2016 L	2015/06/10	2015/06/11
69148	SGA Societe Generale Acceptance N.V.-HSI R Bull CBBC Dec15 T	2015/06/10	2015/06/11
67356	UBS AG – HSI R Bull CBBC Jan 2016 F	2015/06/10	2015/06/11
69150	SGA Societe Generale Acceptance N.V.-HSI R Bull CBBC Dec15 U	2015/06/10	2015/06/11
66202	HK Bank – Ping An R Bull CBBC Apr 2016 F	2015/06/10	2015/06/11
61250	J P Morgan SP BV – HSI R Bull CBBC Feb 2016 L	2015/06/10	2015/06/11
69170	BNP Paribas Arbit Issu B.V. – HSI R Bull CBBC Jan 2016 C	2015/06/10	2015/06/11
69176	BNP Paribas Arbit Issu B.V. – HSI R Bull CBBC Jan 2016 F	2015/06/10	2015/06/11
63362	UBS AG – HSI R Bull CBBC Dec 2015 Z	2015/06/10	2015/06/11
63832	Credit Suisse AG – HSCEI R Bull CBBC Oct 2015 K	2015/06/10	2015/06/11
65279	Credit Suisse AG – Ping An R Bull CBBC Jan 2016 A	2015/06/10	2015/06/11
60746	Standard Chartered Bank – HSI R Bull CBBC Jul 2015 B	2015/06/10	2015/06/11
69239	J P Morgan SP BV – HSI R Bull CBBC Jan 2016 F	2015/06/10	2015/06/11
65747	UBS AG – Ping An R Bull CBBC Sep 2016 A	2015/06/10	2015/06/11
63836	Credit Suisse AG – HSI R Bull CBBC Oct 2015 C	2015/06/10	2015/06/11
69215	Standard Chartered Bank – HSI R Bull CBBC Jul 2015 N	2015/06/10	2015/06/11
65798	Bank of East Asia – Ping An R Bull CBBC Mar 2016 A	2015/06/10	2015/06/11
60732	HK Bank – Sinopec Corp R Bull CBBC Feb 2016 A	2015/06/10	2015/06/11
65195	HK Bank – Ping An R Bull CBBC Feb 2016 E	2015/06/10	2015/06/11
69238	J P Morgan SP BV – HSI R Bull CBBC Jan 2016 E	2015/06/10	2015/06/11
69347	Credit Suisse AG – HSI R Bull CBBC Oct 2015 X	2015/06/10	2015/06/11
69348	Credit Suisse AG – HSI R Bull CBBC Oct 2015 Y	2015/06/10	2015/06/11
69349	Credit Suisse AG – HSI R Bull CBBC Oct 2015 Z	2015/06/10	2015/06/11
69232	J P Morgan SP BV – HSI R Bull CBBC Jan 2016 C	2015/06/10	2015/06/11
60780	Credit Suisse AG – HSI R Bull CBBC Nov 2015 T	2015/06/10	2015/06/11
69172	BNP Paribas Arbit Issu B.V. – HSI R Bull CBBC Jan 2016 D	2015/06/10	2015/06/11
69149	SGA Societe Generale Acceptance N.V.-HSI R Bull CBBC Jan16 I	2015/06/10	2015/06/11
69216	Standard Chartered Bank – HSI R Bull CBBC Jul 2015 O	2015/06/10	2015/06/11
69920	HK Bank – HSI R Bull CBBC Apr 2016 C	2015/06/10	2015/06/11
60807	SGA Societe Generale Acceptance N.V.-HSI R Bull CBBC Feb16 F	2015/06/10	2015/06/11
69435	SGA Societe Generale Acceptance NV -HSCEI R Bull CBBC Jan16A	2015/06/10	2015/06/11
64011	Credit Suisse AG – China Life R Bull CBBC Jan 2016 C	2015/06/10	2015/06/11
61487	J P Morgan SP BV – HSI R Bull CBBC Feb 2016 M	2015/06/10	2015/06/11
69453	SGA Societe Generale Acceptance N.V.-HSI R Bull CBBC Jan16 N	2015/06/10	2015/06/11
64971	Credit Suisse AG – HSCEI R Bull CBBC Dec 2015 E	2015/06/10	2015/06/11
63906	J P Morgan SP BV – HSI R Bull CBBC Nov 2015 Y	2015/06/10	2015/06/11
64928	HK Bank – HKEx R Bull CBBC Feb 2016 C	2015/06/10	2015/06/11
69496	Credit Suisse AG – HSI R Bull CBBC Sep 2015 X	2015/06/10	2015/06/11
64625	HK Bank – HSI R Bull CBBC Mar 2016 J	2015/06/10	2015/06/11
69592	UBS AG – HSI R Bull CBBC Dec 2015 H	2015/06/10	2015/06/11
64886	HK Bank – HSCEI R Bull CBBC Apr 2016 C	2015/06/10	2015/06/11
69418	HK Bank – HSI R Bull CBBC Jan 2016 F	2015/06/10	2015/06/11
64059	UBS AG – HSI R Bull CBBC Nov 2015 Y	2015/06/10	2015/06/11
69974	SGA Societe Generale Acceptance N.V.-HSI R Bull CBBC Feb16 A	2015/06/10	2015/06/11
61533	UBS AG – HSI R Bull CBBC Jan 2016 H	2015/06/10	2015/06/11
60880	UBS AG – HSI R Bull CBBC Feb 2016 D	2015/06/10	2015/06/11
69370	UBS AG – HSI R Bull CBBC Oct 2015 P	2015/06/10	2015/06/11
60052	Credit Suisse AG – HSI R Bull CBBC Jan 2016 E	2015/06/10	2015/06/11
69367	UBS AG – HSI R Bull CBBC Nov 2015 M	2015/06/10	2015/06/11
60915	J P Morgan SP BV – HSI R Bull CBBC Dec 2015 R	2015/06/10	2015/06/11
64252	J P Morgan SP BV – HSI R Bull CBBC Feb 2016 U	2015/06/10	2015/06/11

List of expired CBBC, 2015 (continued)

Code	CBBC	Last trading date	Delisted date
64473	J P Morgan SP BV – HSI R Bull CBBC Jan 2016 Y	2015/06/10	2015/06/11
67361	UBS AG – HSI R Bull CBBC Mar 2016 M	2015/06/10	2015/06/11
66429	HK Bank – Galaxy Ent R Bull CBBC Dec 2015 D	2015/06/10	2015/06/11
60789	SGA Societe Generale Acceptance N.V.-HSI R Bull CBBC Feb16 E	2015/06/10	2015/06/11
64578	UBS AG – HSCEI R Bull CBBC Dec 2015 K	2015/06/10	2015/06/11
64593	J P Morgan SP BV – HSI R Bull CBBC Jan 2016 Z	2015/06/10	2015/06/11
69593	UBS AG – HSI R Bull CBBC Feb 2016 A	2015/06/10	2015/06/11
69431	HK Bank – CITIC Sec R Bull CBBC Jan 2016 B	2015/06/10	2015/06/11
67365	UBS AG – HSI R Bull CBBC Feb 2016 Y	2015/06/10	2015/06/11
60185	Standard Chartered Bank – HSI R Bull CBBC Jul 2015 X	2015/06/10	2015/06/11
61148	BNP Paribas Arbit Issu B.V. – HSCEI R Bull CBBC Dec 2015 N	2015/06/10	2015/06/11
69432	HK Bank – China Life R Bull CBBC Jan 2016 C	2015/06/10	2015/06/11
67492	J P Morgan SP BV – HSI R Bull CBBC Mar 2016 H	2015/06/11	2015/06/12
67480	J P Morgan SP BV – HSI R Bull CBBC Feb 2016 R	2015/06/11	2015/06/12
67448	Credit Suisse AG – HSI R Bull CBBC Feb 2016 K	2015/06/11	2015/06/12
67611	UBS AG – HSI R Bull CBBC Feb 2016 Z	2015/06/11	2015/06/12
67440	Credit Suisse AG – HSI R Bull CBBC Feb 2016 I	2015/06/11	2015/06/12
67438	Credit Suisse AG – HSI R Bull CBBC Feb 2016 H	2015/06/11	2015/06/12
67425	Standard Chartered Bank – HSI R Bull CBBC Sep 2015 N	2015/06/11	2015/06/12
67419	SGA Societe Generale Acceptance N.V.-HSI R Bull CBBC Feb16 Z	2015/06/11	2015/06/12
67507	SGA Societe Generale Acceptance N.V.-HSI R Bull CBBC Feb16 C	2015/06/11	2015/06/12
67392	BNP Paribas Arbit Issu B.V. – HSI R Bull CBBC Feb 2016 J	2015/06/11	2015/06/12
67441	Credit Suisse AG – HSI R Bull CBBC Feb 2016 J	2015/06/11	2015/06/12
67387	BNP Paribas Arbit Issu B.V. – HSI R Bull CBBC Jan 2016 K	2015/06/11	2015/06/12
67380	BNP Paribas Arbit Issu B.V. – HSI R Bull CBBC Feb 2016 I	2015/06/11	2015/06/12
67375	BNP Paribas Arbit Issu B.V. – HSI R Bull CBBC Jan 2016 J	2015/06/11	2015/06/12
67426	Credit Suisse AG – HSI R Bull CBBC Feb 2016 G	2015/06/11	2015/06/12
67372	BNP Paribas Arbit Issu B.V. – HSI R Bull CBBC Feb 2016 H	2015/06/11	2015/06/12
63494	Bank of East Asia – CITIC Sec R Bull CBBC Feb 2016 A	2015/06/11	2015/06/12
67366	BNP Paribas Arbit Issu B.V. – HSI R Bull CBBC Jan 2016 R	2015/06/11	2015/06/12
62899	J P Morgan SP BV – A50 China R Bull CBBC Jun 2015 B	2015/06/11	2015/06/15
67418	SGA Societe Generale Acceptance N.V.-HSI R Bull CBBC Feb16 Y	2015/06/11	2015/06/12
67525	BNP Paribas Arbit Issu B.V. – HSCEI R Bull CBBC Nov 2015 B	2015/06/11	2015/06/12
67618	UBS AG – HSCEI R Bull CBBC Jan 2016 E	2015/06/11	2015/06/12
60384	HK Bank – CUni R Bull CBBC Jan 2016 C	2015/06/11	2015/06/12
67608	UBS AG – HSI R Bull CBBC Dec 2015 K	2015/06/11	2015/06/12
67586	Credit Suisse AG – HSCEI R Bull CBBC Dec 2015 J	2015/06/11	2015/06/12
67629	UBS AG – HSI R Bear CBBC Sep 2015 P	2015/06/12	2015/06/15
67706	Credit Suisse AG – HSI R Bull CBBC Dec 2015 C	2015/06/12	2015/06/15
61960	UBS AG – HKEx R Bull CBBC Jun 2015 B	2015/06/12	2015/06/16
67594	J P Morgan SP BV – HSI R Bear CBBC Sep 2015 C	2015/06/12	2015/06/15
67704	Credit Suisse AG – HSI R Bull CBBC Dec 2015 L	2015/06/12	2015/06/15
67703	Credit Suisse AG – HSI R Bull CBBC Dec 2015 K	2015/06/12	2015/06/15
67510	SGA Societe Generale Acceptance N.V.-HSI R Bear CBBC Nov15 W	2015/06/12	2015/06/15
67632	UBS AG – HSCEI R Bear CBBC Oct 2015 I	2015/06/12	2015/06/15
67679	HK Bank – HSCEI R Bull CBBC Apr 2016 D	2015/06/12	2015/06/15
67579	Credit Suisse AG – HSI R Bear CBBC Sep 2015 A	2015/06/12	2015/06/15
67580	Credit Suisse AG – HSI R Bear CBBC Sep 2015 G	2015/06/12	2015/06/15
65878	UBS AG – CSOP A50 ETF R Bull CBBC Jun 2015 B	2015/06/12	2015/06/16
67626	UBS AG – HSI R Bear CBBC Oct 2015 R	2015/06/12	2015/06/15
67788	J P Morgan SP BV – HSI R Bull CBBC Jan 2016 S	2015/06/12	2015/06/15
63521	UBS AG – China Mobile R Bull CBBC Jun 2015 B	2015/06/12	2015/06/16
67739	UBS AG – HSI R Bull CBBC Jan 2016 G	2015/06/12	2015/06/15
60642	UBS AG – CKH R Bull CBBC Jun 2015 A	2015/06/12	2015/06/16
67767	UBS AG – HSCEI R Bull CBBC Mar 2016 B	2015/06/12	2015/06/15
67566	BNP Paribas Arbit Issu B.V. – HSI R Bear CBBC Sep 2015 I	2015/06/12	2015/06/15
67768	UBS AG – HSI R Bear CBBC Oct 2015 T	2015/06/12	2015/06/15
67710	J P Morgan SP BV – HSI R Bull CBBC Dec 2015 Y	2015/06/12	2015/06/15
67736	UBS AG – HSI R Bull CBBC Dec 2015 L	2015/06/12	2015/06/15
67738	UBS AG – HSI R Bull CBBC Mar 2016 N	2015/06/12	2015/06/15
62228	HK Bank – CSOP A50 ETF R Bull CBBC Jun 2015 C	2015/06/12	2015/06/16
62233	HK Bank – A50 R Bull CBBC Jun 2015 C	2015/06/12	2015/06/16
67837	J P Morgan SP BV – HSI R Bear CBBC Sep 2015 D	2015/06/12	2015/06/15
64543	Citigroup Global Mkt H Inc. -China Mobile R Bull CBBC Jun15B	2015/06/12	2015/06/16
67727	Credit Suisse AG – HSI R Bear CBBC Oct 2015 W	2015/06/12	2015/06/15
69124	HK Bank – AIA R Bull CBBC Jun 2015 B	2015/06/12	2015/06/16
68838	UBS AG – AIA R Bull CBBC Jun 2015 A	2015/06/12	2015/06/16
68059	UBS AG – HSI R Bull CBBC Feb 2016 C	2015/06/15	2015/06/16
67762	UBS AG – HSI R Bull CBBC Dec 2015 T	2015/06/15	2015/06/16
68005	J P Morgan SP BV – HSI R Bull CBBC Dec 2015 X	2015/06/15	2015/06/16
68011	Credit Suisse AG – HSI R Bull CBBC Jan 2016 O	2015/06/15	2015/06/16
68014	Credit Suisse AG – HSI R Bull CBBC Jan 2016 P	2015/06/15	2015/06/16
68057	UBS AG – HSI R Bull CBBC Jan 2016 J	2015/06/15	2015/06/16
67843	J P Morgan SP BV – HSCEI R Bull CBBC Mar 2016 C	2015/06/15	2015/06/16
68067	SGA Societe Generale Acceptance N.V.-HSI R Bull CBBC Mar16 B	2015/06/15	2015/06/16
69638	HK Bank – CNOOC R Bull CBBC Jan 2016 B	2015/06/15	2015/06/16
69451	SGA Societe Generale Acceptance N.V.-HSI R Bull CBBC Jan16 M	2015/06/16	2015/06/17
68229	UBS AG – HSI R Bull CBBC Mar 2016 O	2015/06/16	2015/06/17
63125	HK Bank – Lenovo R Bull CBBC Apr 2016 B	2015/06/16	2015/06/17
68227	UBS AG – HSI R Bull CBBC Dec 2015 V	2015/06/16	2015/06/17
68241	UBS AG – HSI R Bull CBBC Dec 2015 O	2015/06/16	2015/06/17
65692	HK Bank – Haitong Sec R Bull CBBC Aug 2016 A	2015/06/16	2015/06/17
62773	HK Bank – HSCEI R Bull CBBC Mar 2016 E	2015/06/16	2015/06/17
69605	HK Bank – HSCEI R Bull CBBC Jan 2016 C	2015/06/16	2015/06/17
64041	UBS AG – HSCEI R Bull CBBC Jan 2016 B	2015/06/16	2015/06/17
62446	SGA Societe Generale Acceptance NV -HSCEI R Bull CBBC Feb16A	2015/06/16	2015/06/17
65650	HK Bank – CC Bank R Bull CBBC Sep 2016 A	2015/06/16	2015/06/17

List of expired CBBC, 2015 (continued)

Code	CBBC	Last trading date	Delisted date
60524	HK Bank – CPIC R Bull CBBC Jan 2016 A	2015/06/16	2015/06/17
68092	HK Bank – CC Bank R Bull CBBC Sep 2016 B	2015/06/16	2015/06/17
67989	BNP Paribas Arbit Issu B.V. – CSOP A50 ETF R Bull CBBC Dec15O	2015/06/16	2015/06/17
67685	HK Bank – CSOP A50 ETF R Bull CBBC Jun 2016 A	2015/06/16	2015/06/17
68164	Standard Chartered Bank – HSI R Bull CBBC Sep 2015 O	2015/06/16	2015/06/17
68126	HK Bank – HSI R Bull CBBC Jun 2016 E	2015/06/16	2015/06/17
69212	Standard Chartered Bank – HSCEI R Bull CBBC Oct 2015 E	2015/06/16	2015/06/17
69208	BNP Paribas Arbit Issu B.V. – HSCEI R Bull CBBC Dec 2015 H	2015/06/16	2015/06/17
67697	HK Bank – A50 R Bull CBBC Jun 2016 A	2015/06/16	2015/06/17
69361	UBS AG – HSCEI R Bull CBBC Nov 2015 A	2015/06/16	2015/06/17
68755	UBS AG – HSCEI R Bull CBBC Dec 2015 A	2015/06/16	2015/06/17
68189	Credit Suisse AG – HSI R Bull CBBC Feb 2016 N	2015/06/16	2015/06/17
66720	HK Bank – HS H-SH ETF R Bull CBBC Aug 2016 A	2015/06/16	2015/06/17
67900	Credit Suisse AG – HSI R Bull CBBC Dec 2015 M	2015/06/16	2015/06/17
67961	BNP Paribas Arbit Issu B.V. – HKEx R Bull CBBC Dec 2015 B	2015/06/16	2015/06/17
68143	HK Bank – CSOP A50 ETF R Bull CBBC Apr 2016 D	2015/06/16	2015/06/17
67966	BNP Paribas Arbit Issu B.V. – A50 Ch R Bull CBBC Dec 2015 L	2015/06/16	2015/06/17
68133	HK Bank – HSI R Bull CBBC Jun 2016 F	2015/06/16	2015/06/17
68033	UBS AG – HSI R Bull CBBC Feb 2016 B	2015/06/16	2015/06/17
68148	HK Bank – Ping An R Bull CBBC Apr 2016 G	2015/06/16	2015/06/17
68592	J P Morgan SP BV – HSCEI R Bull CBBC Nov 2015 C	2015/06/16	2015/06/17
68177	SGA Societe Generale Acceptance N.V.-HSI R Bull CBBC Mar16 C	2015/06/16	2015/06/17
68173	Credit Suisse AG – HSI R Bull CBBC Feb 2016 M	2015/06/16	2015/06/17
68172	Credit Suisse AG – HSI R Bull CBBC Feb 2016 L	2015/06/16	2015/06/17
68169	BNP Paribas Arbit Issu B.V. – HSI R Bull CBBC Jan 2016 N	2015/06/16	2015/06/17
68166	Standard Chartered Bank – HSI R Bull CBBC Sep 2015 P	2015/06/16	2015/06/17
61770	UBS AG – HSBC R Bull CBBC Jun 2016 C	2015/06/16	2015/06/17
68153	J P Morgan SP BV – HSI R Bull CBBC Feb 2016 K	2015/06/16	2015/06/17
68144	HK Bank – CSOP A50 ETF R Bull CBBC Mar 2016 I	2015/06/16	2015/06/17
69359	J P Morgan SP BV – HSCEI R Bull CBBC Mar 2016 A	2015/06/16	2015/06/17
67585	Credit Suisse AG – HSCEI R Bull CBBC Dec 2015 I	2015/06/16	2015/06/17
68147	HK Bank – A50 R Bull CBBC Mar 2016 H	2015/06/16	2015/06/17
60363	HK Bank – Minsheng Bank R Bull CBBC Jan 2016 B	2015/06/16	2015/06/17
68145	HK Bank – A50 R Bull CBBC Apr 2016 E	2015/06/16	2015/06/17
69294	Credit Suisse AG – HSCEI R Bull CBBC Nov 2015 D	2015/06/16	2015/06/17
68163	J P Morgan SP BV – HSI R Bull CBBC Mar 2016 I	2015/06/16	2015/06/17
68409	UBS AG – HSI R Bear CBBC Oct 2015 Z	2015/06/17	2015/06/18
61668	Bank of East Asia – China Shenhua R Bull CBBC Apr 2016 A	2015/06/17	2015/06/18
68421	J P Morgan SP BV – HSI R Bear CBBC Sep 2015 K	2015/06/17	2015/06/18
68406	UBS AG – HSI R Bear CBBC Oct 2015 Y	2015/06/17	2015/06/18
68404	UBS AG – HSCEI R Bull CBBC Jan 2016 F	2015/06/17	2015/06/18
68402	UBS AG – HSI R Bull CBBC Feb 2016 G	2015/06/17	2015/06/18
68379	UBS AG – HSI R Bull CBBC Jan 2016 L	2015/06/17	2015/06/18
68377	UBS AG – HSI R Bull CBBC Mar 2016 P	2015/06/17	2015/06/18
68359	J P Morgan SP BV – HSI R Bull CBBC Feb 2016 T	2015/06/17	2015/06/18
67686	HK Bank – A50 R Bull CBBC May 2016 B	2015/06/17	2015/06/18
68376	Credit Suisse AG – HSI R Bear CBBC Nov 2015 S	2015/06/17	2015/06/18
69434	SGA Societe Generale Acceptance NV -HSCEI R Bull CBBC Dec15D	2015/06/17	2015/06/18
61149	BNP Paribas Arbit Issu B.V. – HSCEI R Bull CBBC Dec 2015 O	2015/06/17	2015/06/18
68378	UBS AG – HSI R Bull CBBC Jan 2016 K	2015/06/17	2015/06/18
68341	Standard Chartered Bank – HSI R Bull CBBC Sep 2015 R	2015/06/17	2015/06/18
62481	HK Bank – China Shenhua R Bull CBBC Aug 2015 A	2015/06/17	2015/06/18
68360	SGA Societe Generale Acceptance N.V.-HSI R Bull CBBC Feb 16I	2015/06/17	2015/06/18
68316	Standard Chartered Bank – HSI R Bull CBBC Sep 2015 Q	2015/06/17	2015/06/18
68442	BNP Paribas Arbit Issu B.V. – HSI R Bull CBBC Jan 2016 M	2015/06/17	2015/06/18
68353	Credit Suisse AG – HSI R Bull CBBC Jan 2016 Q	2015/06/17	2015/06/18
68355	Credit Suisse AG – HSI R Bull CBBC Jan 2016 R	2015/06/17	2015/06/18
68357	Credit Suisse AG – HSI R Bull CBBC Jan 2016 S	2015/06/17	2015/06/18
68500	SGA Societe Generale Acceptance N.V.-HSI R Bear CBBC Nov 15A	2015/06/17	2015/06/18
68446	BNP Paribas Arbit Issu B.V. – HSI R Bull CBBC Feb 2016 K	2015/06/17	2015/06/18
68491	Standard Chartered Bank – HSI R Bull CBBC Sep 2015 S	2015/06/17	2015/06/18
68488	BNP Paribas Arbit Issu B.V. – HSI R Bear CBBC Oct 2015 C	2015/06/17	2015/06/18
68463	BNP Paribas Arbit Issu B.V. – HSI R Bear CBBC Sep 2015 H	2015/06/17	2015/06/18
68451	BNP Paribas Arbit Issu B.V. – HSI R Bull CBBC Feb 2016 L	2015/06/17	2015/06/18
68447	BNP Paribas Arbit Issu B.V. – HSI R Bull CBBC Jan 2016 S	2015/06/17	2015/06/18
68358	J P Morgan SP BV – HSI R Bull CBBC Jan 2016 T	2015/06/17	2015/06/18
68573	J P Morgan SP BV – HSI R Bull CBBC Feb 2016 V	2015/06/18	2015/06/19
68680	UBS AG – HSI R Bull CBBC Jan 2016 M	2015/06/18	2015/06/19
68665	UBS AG – HSI R Bull CBBC Dec 2015 W	2015/06/18	2015/06/19
68661	UBS AG – HSI R Bull CBBC Mar 2016 Q	2015/06/18	2015/06/19
68656	UBS AG – HSI R Bear CBBC Nov 2015 G	2015/06/18	2015/06/19
68654	UBS AG – HSI R Bear CBBC Oct 2015 B	2015/06/18	2015/06/19
67684	HK Bank – CSOP A50 ETF R Bull CBBC May 2016 B	2015/06/18	2015/06/19
68642	Credit Suisse AG – HSI R Bull CBBC Mar 2016 F	2015/06/18	2015/06/19
68637	Credit Suisse AG – HSI R Bull CBBC Mar 2016 E	2015/06/18	2015/06/19
68607	Credit Suisse AG – HSCEI R Bull CBBC Jan 2016 D	2015/06/18	2015/06/19
68561	SGA Societe Generale Acceptance N.V.-HSI R Bull CBBC Mar16 D	2015/06/18	2015/06/19
68574	J P Morgan SP BV – HSI R Bull CBBC Mar 2016 K	2015/06/18	2015/06/19
68562	SGA Societe Generale Acceptance N.V.-HSI R Bull CBBC Feb16 K	2015/06/18	2015/06/19
68060	J P Morgan SP BV – A50 China R Bull CBBC Jan 2016 C	2015/06/18	2015/06/19
67783	BNP Paribas Arbit Issu B.V. – A50 Ch R Bull CBBC Nov 2015 A	2015/06/18	2015/06/19
68504	SGA Societe Generale Acceptance N.V.-HSI R Bear CBBC Oct15 R	2015/06/18	2015/06/19
68502	SGA Societe Generale Acceptance N.V.-HSI R Bull CBBC Feb16 J	2015/06/18	2015/06/19
68578	Credit Suisse AG – HSI R Bear CBBC Nov 2015 T	2015/06/18	2015/06/19
65778	Standard Chartered Bank – A50 China R Bull CBBC Nov 2015 B	2015/06/18	2015/06/19
63491	Bank of East Asia – CNOOC R Bull CBBC Feb 2016 A	2015/06/18	2015/06/19
65316	HK Bank – CSOP A50 ETF R Bull CBBC Mar 2016 G	2015/06/18	2015/06/19

List of expired CBBC, 2015 (continued)

Code	CBBC	Last trading date	Delisted date
68732	Credit Suisse AG – HSI R Bull CBBC Dec 2015 P	2015/06/19	2015/06/22
68816	UBS AG – HSI R Bull CBBC Mar 2016 R	2015/06/19	2015/06/22
65131	HK Bank – CSOP A50 ETF R Bull CBBC Apr 2016 B	2015/06/19	2015/06/22
65137	HK Bank – A50 R Bull CBBC Apr 2016 B	2015/06/19	2015/06/22
68764	Standard Chartered Bank – HKEx R Bull CBBC Feb 2016 B	2015/06/19	2015/06/22
68763	BNP Paribas Arbit Issu B.V. – HSCEI R Bull CBBC Nov 2015 C	2015/06/19	2015/06/22
68760	BNP Paribas Arbit Issu B.V. – HSI R Bull CBBC Feb 2016 M	2015/06/19	2015/06/22
68757	BNP Paribas Arbit Issu B.V. – HSI R Bull CBBC Jan 2016 T	2015/06/19	2015/06/22
60340	HK Bank – A50 R Bull CBBC Mar 2016 E	2015/06/19	2015/06/22
68750	Credit Suisse AG – HSI R Bull CBBC Dec 2015 Q	2015/06/19	2015/06/22
68833	UBS AG – HSI R Bull CBBC Feb 2016 E	2015/06/19	2015/06/22
68374	Credit Suisse AG – HSI R Bear CBBC Nov 2015 R	2015/06/19	2015/06/22
68717	Credit Suisse AG – HSI R Bear CBBC Dec 2015 J	2015/06/19	2015/06/22
68707	SGA Societe Generale Acceptance N.V.-HSI R Bull CBBC Feb16 L	2015/06/19	2015/06/22
68242	UBS AG – HSI R Bear CBBC Oct 2015 W	2015/06/19	2015/06/22
65208	Credit Suisse AG – CSOP A50 ETF R Bull CBBC Nov 2015 B	2015/06/19	2015/06/22
60285	BNP Paribas Arbit Issu B.V. -CSOP A50 ETF R Bull CBBC Dec15J	2015/06/19	2015/06/22
68756	Credit Suisse AG – HSI R Bull CBBC Dec 2015 O	2015/06/19	2015/06/22
64589	HK Bank – AIA R Bull CBBC Jun 2015 A	2015/06/19	2015/06/23
67774	BNP Paribas Arbit Issu B.V. -CSOP A50 ETF R Bull CBBC Nov15A	2015/06/19	2015/06/22
67918	BNP Paribas Arbit Issu B.V. – Ping An R Bull CBBC Dec 2015 B	2015/06/19	2015/06/22
69939	UBS AG – Minsheng Bank R Bull CBBC Jun 2015 A	2015/06/19	2015/06/23
66287	HK Bank – A50 R Bull CBBC Mar 2016 G	2015/06/19	2015/06/22
65773	Standard Chartered Bank – CSOP A50 ETF R Bull CBBC Nov 2015B	2015/06/19	2015/06/22
61584	BNP Paribas Arbit Issu B.V. – A50 Ch R Bull CBBC Dec 2015 I	2015/06/19	2015/06/22
69113	HK Bank – China Mobile R Bull CBBC Jun 2015 B	2015/06/19	2015/06/23
68817	UBS AG – HSI R Bull CBBC Jan 2016 N	2015/06/19	2015/06/22
60219	Credit Suisse AG – A50 China R Bull CBBC Nov 2015 B	2015/06/19	2015/06/22
68819	UBS AG – HSI R Bull CBBC Mar 2016 S	2015/06/19	2015/06/22
63995	Bank of East Asia – Great Wall Motor R Bull CBBC Jun 2015 A	2015/06/19	2015/06/23
62512	UBS AG – China Mobile R Bull CBBC Jun 2015 A	2015/06/19	2015/06/23
60218	Credit Suisse AG – A50 China R Bull CBBC Nov 2015 A	2015/06/19	2015/06/22
68867	J P Morgan SP BV – HSI R Bull CBBC Mar 2016 L	2015/06/19	2015/06/22
68862	J P Morgan SP BV – HSI R Bull CBBC Feb 2016 W	2015/06/19	2015/06/22
69234	UBS AG – AIA R Bull CBBC Jun 2015 B	2015/06/19	2015/06/23
68778	UBS AG – HSI R Bear CBBC Nov 2015 I	2015/06/19	2015/06/22
61477	UBS AG – CSOP A50 ETF R Bull CBBC Jan 2016 B	2015/06/19	2015/06/22
60624	SGA Societe Generale Acceptance N.V.-CSA50 R Bull CBBC Mar16C	2015/06/19	2015/06/22
68576	J P Morgan SP BV – HSI R Bear CBBC Sep 2015 M	2015/06/19	2015/06/22
68289	BNP Paribas Arbit Issu B.V. – HSI R Bear CBBC Oct 2015 B	2015/06/19	2015/06/22
64295	HK Bank – CITIC Sec R Bull CBBC Apr 2016 A	2015/06/19	2015/06/22
64271	HK Bank – Ping An R Bull CBBC Feb 2016 D	2015/06/19	2015/06/22
68084	UBS AG – HSBC R Bear CBBC Jun 2015 A	2015/06/19	2015/06/23
63644	HK Bank – A50 R Bull CBBC Mar 2016 F	2015/06/19	2015/06/22
68501	SGA Societe Generale Acceptance N.V.-HSI R Bear CBBC Nov 15D	2015/06/19	2015/06/22
68493	Standard Chartered Bank – HSI R Bear CBBC Sep 2015 Q	2015/06/19	2015/06/22
68225	Credit Suisse AG – HSI R Bear CBBC Nov 2015 P	2015/06/19	2015/06/22
68489	BNP Paribas Arbit Issu B.V. – HSI R Bear CBBC Sep 2015 F	2015/06/19	2015/06/22
67878	UBS AG – TCH R Bull CBBC Jun 2015 H	2015/06/19	2015/06/23
60641	SGA Societe Generale Acceptance N.V.-A50 R Bull CBBC Apr16 A	2015/06/19	2015/06/22
68423	J P Morgan SP BV – HSI R Bear CBBC Oct 2015 V	2015/06/19	2015/06/22
68412	UBS AG – HSI R Bear CBBC Oct 2015 A	2015/06/19	2015/06/22
68510	SGA Societe Generale Acceptance N.V.-HSI R Bear CBBC Dec15 L	2015/06/19	2015/06/22
68587	Credit Suisse AG – HSI R Bear CBBC Nov 2015 U	2015/06/19	2015/06/22
60489	HK Bank – A50 R Bull CBBC Feb 2016 J	2015/06/19	2015/06/22
60400	HK Bank – CSOP A50 ETF R Bull CBBC Mar 2016 C	2015/06/19	2015/06/22
68658	UBS AG – HSI R Bear CBBC Oct 2015 D	2015/06/19	2015/06/22
68285	J P Morgan SP BV – HSI R Bear CBBC Oct 2015 U	2015/06/19	2015/06/22
68913	J P Morgan SP BV – HSI R Bull CBBC Mar 2016 M	2015/06/22	2015/06/23
68914	J P Morgan SP BV – HSI R Bull CBBC Feb 2016 X	2015/06/22	2015/06/23
68915	Credit Suisse AG – HSI R Bull CBBC Feb 2016 O	2015/06/22	2015/06/23
68916	Credit Suisse AG – HSI R Bull CBBC Feb 2016 P	2015/06/22	2015/06/23
68243	UBS AG – HSI R Bear CBBC Oct 2015 X	2015/06/22	2015/06/23
68939	UBS AG – HSI R Bull CBBC Feb 2016 J	2015/06/22	2015/06/23
68953	Credit Suisse AG – HSI R Bear CBBC Sep 2015 A	2015/06/22	2015/06/23
68912	Standard Chartered Bank – HSI R Bull CBBC Sep 2015 U	2015/06/22	2015/06/23
68977	UBS AG – HSI R Bear CBBC Oct 2015 F	2015/06/22	2015/06/23
68492	Standard Chartered Bank – HSI R Bear CBBC Sep 2015 P	2015/06/22	2015/06/23
68997	J P Morgan SP BV – HSI R Bear CBBC Sep 2015 N	2015/06/22	2015/06/23
68937	UBS AG – HSI R Bull CBBC Feb 2016 H	2015/06/22	2015/06/23
68659	UBS AG – HSI R Bear CBBC Nov 2015 H	2015/06/22	2015/06/23
68426	J P Morgan SP BV – HSI R Bear CBBC Sep 2015 L	2015/06/22	2015/06/23
68369	Credit Suisse AG – HSI R Bear CBBC Oct 2015 E	2015/06/22	2015/06/23
68414	UBS AG – HSI R Bear CBBC Nov 2015 E	2015/06/22	2015/06/23
68265	BNP Paribas Arbit Issu B.V. – HSI R Bear CBBC Sep 2015 J	2015/06/22	2015/06/23
68960	Credit Suisse AG – HSI R Bear CBBC Nov 2015 Z	2015/06/22	2015/06/23
68874	HK Bank – HSI R Bull CBBC Jun 2016 I	2015/06/22	2015/06/23
68811	UBS AG – HSI R Bear CBBC Oct 2015 E	2015/06/22	2015/06/23
68310	HK Bank – HKEx R Bull CBBC Jun 2016 H	2015/06/22	2015/06/23
68597	Credit Suisse AG – HSI R Bear CBBC Nov 2015 V	2015/06/22	2015/06/23
68722	Credit Suisse AG – HSI R Bear CBBC Sep 2015 H	2015/06/22	2015/06/23
68745	J P Morgan SP BV – HSI R Bear CBBC Oct 2015 X	2015/06/22	2015/06/23
68179	SGA Societe Generale Acceptance N.V.-HSI R Bear CBBC Nov15 Y	2015/06/22	2015/06/23
68708	SGA Societe Generale Acceptance N.V.-HSI R Bear CBBC Dec15 M	2015/06/22	2015/06/23
69202	UBS AG – HSCEI R Bear CBBC Oct 2015 K	2015/06/23	2015/06/24
69189	UBS AG – HSCEI R Bull CBBC Feb 2016 D	2015/06/23	2015/06/24
69226	Credit Suisse AG – HSI R Bear CBBC Nov 2015 A	2015/06/23	2015/06/24

List of expired CBBC, 2015 (continued)

Code	CBBC	Last trading date	Delisted date
69206	UBS AG – HSI R Bear CBBC Nov 2015 K	2015/06/23	2015/06/24
69210	UBS AG – HSI R Bear CBBC Nov 2015 L	2015/06/23	2015/06/24
69220	UBS AG – HSI R Bear CBBC Nov 2015 M	2015/06/23	2015/06/24
69221	Credit Suisse AG – HSCEI R Bear CBBC Sep 2015 J	2015/06/23	2015/06/24
68034	UBS AG – HSI R Bear CBBC Oct 2015 V	2015/06/23	2015/06/24
69205	UBS AG – HSI R Bear CBBC Nov 2015 J	2015/06/23	2015/06/24
68244	UBS AG – HSI R Bear CBBC Sep 2015 Q	2015/06/23	2015/06/24
69229	Credit Suisse AG – HSI R Bear CBBC Nov 2015 C	2015/06/23	2015/06/24
69188	UBS AG – HSCEI R Bull CBBC Jan 2016 G	2015/06/23	2015/06/24
68415	UBS AG – HSI R Bear CBBC Nov 2015 F	2015/06/23	2015/06/24
68295	HK Bank – HSI R Bear CBBC Mar 2016 R	2015/06/23	2015/06/24
69288	BNP Paribas Arbit Issu B.V. – HSI R Bear CBBC Oct 2015 D	2015/06/23	2015/06/24
67956	BNP Paribas Arbit Issu B.V. – CC Bank R Bull CBBC Dec 2015 A	2015/06/23	2015/06/24
68577	J P Morgan SP BV – HSI R Bear CBBC Nov 2015 D	2015/06/23	2015/06/24
67911	Standard Chartered Bank – HSI R Bear CBBC Sep 2015 N	2015/06/23	2015/06/24
67906	Standard Chartered Bank – HSI R Bear CBBC Sep 2015 M	2015/06/23	2015/06/24
67880	Credit Suisse AG – HSI R Bear CBBC Oct 2015 X	2015/06/23	2015/06/24
69257	J P Morgan SP BV – HSI R Bear CBBC Oct 2015 Z	2015/06/23	2015/06/24
68301	HK Bank – HSI R Bear CBBC May 2016 I	2015/06/23	2015/06/24
68344	Standard Chartered Bank – HSI R Bear CBBC Sep 2015 O	2015/06/23	2015/06/24
68286	J P Morgan SP BV – HSI R Bear CBBC Sep 2015 G	2015/06/23	2015/06/24
68277	BNP Paribas Arbit Issu B.V. – HSI R Bear CBBC Oct 2015 E	2015/06/23	2015/06/24
68339	SGA Societe Generale Acceptance N.V.-HSI R Bear CBBC Nov 15Z	2015/06/23	2015/06/24
68945	Credit Suisse AG – HSI R Bear CBBC Oct 2015 D	2015/06/23	2015/06/24
68222	Credit Suisse AG – HSI R Bear CBBC Nov 2015 O	2015/06/23	2015/06/24
68803	UBS AG – HSI R Bear CBBC Sep 2015 R	2015/06/23	2015/06/24
67855	J P Morgan SP BV – HSI R Bear CBBC Sep 2015 F	2015/06/23	2015/06/24
68723	Credit Suisse AG – HSI R Bear CBBC Nov 2015 X	2015/06/23	2015/06/24
68598	Credit Suisse AG – HSI R Bear CBBC Nov 2015 W	2015/06/23	2015/06/24
69019	HK Bank – HSI R Bear CBBC Apr 2016 P	2015/06/23	2015/06/24
68762	BNP Paribas Arbit Issu B.V. – HSI R Bear CBBC Nov 2015 A	2015/06/23	2015/06/24
69084	SGA Societe Generale Acceptance N.V.-HSI R Bear CBBC Oct15 W	2015/06/23	2015/06/24
69085	SGA Societe Generale Acceptance N.V.-HSI R Bear CBBC Nov15 B	2015/06/23	2015/06/24
68121	HK Bank – CC Bank R Bull CBBC Sep 2016 D	2015/06/23	2015/06/24
69115	Credit Suisse AG – HSCEI R Bull CBBC Dec 2015 L	2015/06/23	2015/06/24
68439	J P Morgan SP BV – HSI R Bear CBBC Oct 2015 W	2015/06/23	2015/06/24
69166	Credit Suisse AG – HSCEI R Bear CBBC Sep 2015 I	2015/06/23	2015/06/24
69171	J P Morgan SP BV – HSCEI R Bull CBBC Mar 2016 E	2015/06/23	2015/06/24
68072	SGA Societe Generale Acceptance N.V.-HSI R Bear CBBC Oct15 K	2015/06/23	2015/06/24
69012	J P Morgan SP BV – HSI R Bear CBBC Sep 2015 O	2015/06/23	2015/06/24
69247	J P Morgan SP BV – HSI R Bear CBBC Sep 2015 P	2015/06/23	2015/06/24
67193	UBS AG – HSI R Bear CBBC Sep 2015 O	2015/06/23	2015/06/24
66277	HK Bank – TCH R Bear CBBC Jun 2016 C	2015/06/23	2015/06/24
67562	BNP Paribas Arbit Issu B.V. – HSI R Bear CBBC Oct 2015 Z	2015/06/23	2015/06/24
60504	HK Bank – CSOP A50 ETF R Bull CBBC Mar 2016 D	2015/06/23	2015/06/24
67212	J P Morgan SP BV – HSI R Bear CBBC Sep 2015 A	2015/06/23	2015/06/24
67143	Credit Suisse AG – HSI R Bear CBBC Oct 2015 J	2015/06/23	2015/06/24
69228	Credit Suisse AG – HSI R Bear CBBC Nov 2015 B	2015/06/23	2015/06/24
67720	Credit Suisse AG – HSI R Bear CBBC Oct 2015 V	2015/06/24	2015/06/25
69531	J P Morgan SP BV – HSI R Bear CBBC Nov 2015 E	2015/06/24	2015/06/25
68851	J P Morgan SP BV – HSI R Bear CBBC Sep 2015 J	2015/06/24	2015/06/25
67265	Credit Suisse AG – HSI R Bear CBBC Oct 2015 H	2015/06/24	2015/06/25
69481	Credit Suisse AG – HSI R Bear CBBC Dec 2015 L	2015/06/24	2015/06/25
69504	UBS AG – HSI R Bear CBBC Oct 2015 J	2015/06/24	2015/06/25
69514	UBS AG – HSI R Bear CBBC Oct 2015 N	2015/06/24	2015/06/25
69515	UBS AG – HSCEI R Bear CBBC Nov 2015 H	2015/06/24	2015/06/25
69412	Standard Chartered Bank – HSI R Bear CBBC Sep 2015 S	2015/06/24	2015/06/25
69480	Credit Suisse AG – HSI R Bear CBBC Dec 2015 K	2015/06/24	2015/06/25
69116	Credit Suisse AG – HSCEI R Bear CBBC Sep 2015 H	2015/06/24	2015/06/25
69408	BNP Paribas Arbit Issu B.V. – HSCEI R Bear CBBC Dec 2015 V	2015/06/24	2015/06/25
69405	BNP Paribas Arbit Issu B.V. – HSI R Bear CBBC Sep 2015 G	2015/06/24	2015/06/25
69402	J P Morgan SP BV – HSI R Bear CBBC Sep 2015 W	2015/06/24	2015/06/25
66801	Credit Suisse AG – HSI R Bear CBBC Sep 2015 O	2015/06/24	2015/06/25
69548	BNP Paribas Arbit Issu B.V. – HSI R Bear CBBC Nov 2015 B	2015/06/24	2015/06/25
69413	Standard Chartered Bank – HSI R Bear CBBC Sep 2015 T	2015/06/24	2015/06/25
67931	BNP Paribas Arbit Issu B.V. – TCH R Bear CBBC Dec 2015 A	2015/06/24	2015/06/25
67009	UBS AG – HSI R Bear CBBC Sep 2015 J	2015/06/24	2015/06/25
67348	UBS AG – HSI R Bear CBBC Oct 2015 Q	2015/06/24	2015/06/25
69425	SGA Societe Generale Acceptance N.V.-HSI R Bear CBBC Nov15 S	2015/06/24	2015/06/25
69322	HK Bank – HSCEI R Bear CBBC Apr 2016 H	2015/06/24	2015/06/25
69449	SGA Societe Generale Acceptance N.V.-HSI R Bear CBBC Dec15 O	2015/06/24	2015/06/25
69315	HK Bank – HSI R Bear CBBC Apr 2016 Q	2015/06/24	2015/06/25
66695	HK Bank – TCH R Bear CBBC Dec 2015 D	2015/06/24	2015/06/25
69246	HK Bank – China Mobile R Bull CBBC Jun 2015 C	2015/06/25	2015/06/29
69563	SGA Societe Generale Acceptance N.V.-HSI R Bear CBBC Dec15 P	2015/06/25	2015/06/26
69591	UBS AG – HSI R Bear CBBC Nov 2015 N	2015/06/25	2015/06/26
69609	J P Morgan SP BV – HSI R Bear CBBC Nov 2015 F	2015/06/25	2015/06/26
68190	Bank of East Asia – Galaxy Ent R Bear CBBC Jun 2015 A	2015/06/25	2015/06/29
69607	J P Morgan SP BV – HSI R Bear CBBC Sep 2015 X	2015/06/25	2015/06/26
69584	Credit Suisse AG – HSI R Bear CBBC Dec 2015 M	2015/06/25	2015/06/26
69586	Credit Suisse AG – HSI R Bear CBBC Dec 2015 N	2015/06/25	2015/06/26
69604	J P Morgan SP BV – HSCEI R Bear CBBC Feb 2016 B	2015/06/25	2015/06/26
62356	Bank of East Asia – A50 China R Bull CBBC Jun 2015 A	2015/06/25	2015/06/29
69590	UBS AG – HSI R Bear CBBC Oct 2015 R	2015/06/25	2015/06/26
64320	UBS AG – HSI R Bull CBBC Dec 2015 M	2015/06/26	2015/06/29
66671	SGA Societe Generale Acceptance N.V.-HSI R Bull CBBC Jun15 X	2015/06/26	2015/06/30
67485	UBS AG – HSI R Bull CBBC Jun 2015 V	2015/06/26	2015/06/30

List of expired CBBC, 2015 (continued)

Code	CBBC	Last trading date	Delisted date
68925	HK Bank – A50 R Bull CBBC Mar 2016 D	2015/06/26	2015/06/29
68926	HK Bank – CSOP A50 ETF R Bull CBBC Feb 2016 G	2015/06/26	2015/06/29
68864	J P Morgan SP BV – CSOP A50 ETF R Bull CBBC Dec 2015 B	2015/06/26	2015/06/29
67476	Credit Suisse AG – HSI R Bull CBBC Jun 2015 P	2015/06/26	2015/06/30
65201	HK Bank – A50 R Bull CBBC Feb 2016 M	2015/06/26	2015/06/29
65052	BNP Paribas Arbit Issu B.V. – A50 Ch R Bull CBBC Jun 2015 F	2015/06/26	2015/06/30
67337	Standard Chartered Bank – HSI R Bull CBBC Jun 2015 I	2015/06/26	2015/06/30
60284	BNP Paribas Arbit Issu B.V. – CSOP A50 ETF R Bull CBBC Dec15I	2015/06/26	2015/06/29
60344	HK Bank – A50 R Bull CBBC Feb 2016 I	2015/06/26	2015/06/29
60356	HK Bank – CSOP A50 ETF R Bull CBBC Feb 2016 I	2015/06/26	2015/06/29
65727	BNP Paribas Arbit Issu B.V. – HSCEI R Bull CBBC Jun 2015 B	2015/06/26	2015/06/30
65728	BNP Paribas Arbit Issu B.V. – A50 Ch R Bull CBBC Jun 2015 G	2015/06/26	2015/06/30
66298	UBS AG – CSOP A50 ETF R Bull CBBC Jun 2015 C	2015/06/26	2015/06/30
60372	HK Bank – CC Bank R Bull CBBC Feb 2016 A	2015/06/26	2015/06/29
66600	J P Morgan SP BV – HSI R Bull CBBC Jun 2015 O	2015/06/26	2015/06/30
67538	HK Bank – HSI R Bull CBBC Jun 2015 U	2015/06/26	2015/06/30
62432	SGA Societe Generale Acceptance NV -HSCEI R Bull CBBC Jan16C	2015/06/26	2015/06/29
68634	Macquarie Bank Ltd. – HSI R Bull CBBC Jun 2015 D	2015/06/26	2015/06/30
68633	Macquarie Bank Ltd. – HSI R Bull CBBC Jun 2015 C	2015/06/26	2015/06/30
69209	BNP Paribas Arbit Issu B.V. – HSCEI R Bull CBBC Dec 2015 I	2015/06/26	2015/06/29
66573	Credit Suisse AG – HSI R Bull CBBC Jun 2015 U	2015/06/26	2015/06/30
67477	Credit Suisse AG – HSI R Bull CBBC Jun 2015 Q	2015/06/26	2015/06/30
63651	HK Bank – Ping An R Bull CBBC Jan 2016 G	2015/06/26	2015/06/29
65869	UBS AG – A50 China R Bull CBBC Jun 2015 A	2015/06/26	2015/06/30
66205	HK Bank – Ping An R Bull CBBC Feb 2016 G	2015/06/26	2015/06/29
66703	Credit Suisse AG – HSI R Bull CBBC Jun 2015 L	2015/06/26	2015/06/30
67156	UBS AG – HSI R Bull CBBC Jun 2015 Z	2015/06/26	2015/06/30
67157	UBS AG – HSI R Bull CBBC Jun 2015 B	2015/06/26	2015/06/30
60030	Credit Suisse AG – CSOP A50 ETF R Bull CBBC Dec 2015 A	2015/06/26	2015/06/29
60640	SGA Societe Generale Acceptance N.V.-A50 R Bull CBBC Mar16 B	2015/06/26	2015/06/29
68396	Credit Suisse AG – HSCEI R Bull CBBC Oct 2015 E	2015/06/26	2015/06/29
68593	J P Morgan SP BV – HSCEI R Bull CBBC Dec 2015 C	2015/06/26	2015/06/29
67230	UBS AG – HSI R Bull CBBC Jun 2015 C	2015/06/26	2015/06/30
67124	SGA Societe Generale Acceptance N.V.-HSI R Bull CBBC Jun15 W	2015/06/26	2015/06/30
65801	Bank of East Asia – Haitong Sec R Bull CBBC Apr 2016 A	2015/06/26	2015/06/29
67119	J P Morgan SP BV – HSI R Bull CBBC Jun 2015 P	2015/06/26	2015/06/30
60040	Credit Suisse AG – A50 China R Bull CBBC Dec 2015 A	2015/06/26	2015/06/29
68202	UBS AG – HSI R Bull CBBC Jun 2015 J	2015/06/26	2015/06/30
69606	HK Bank – CSOP A50 ETF R Bull CBBC Feb 2016 H	2015/06/26	2015/06/29
69603	HK Bank – HSCEI R Bull CBBC Apr 2016 A	2015/06/26	2015/06/29
68184	Credit Suisse AG – HSI R Bull CBBC Jun 2015 T	2015/06/26	2015/06/30
64017	Bank of East Asia – A50 China R Bull CBBC Apr 2016 A	2015/06/26	2015/06/29
63862	Standard Chartered Bank – Sands China R Bull CBBC Dec 2015 A	2015/06/26	2015/06/29
64010	Credit Suisse AG – Ping An R Bull CBBC Dec 2015 E	2015/06/26	2015/06/29
67315	SGA Societe Generale Acceptance N.V.-HSI R Bull CBBC Jun 15A	2015/06/26	2015/06/30
60621	SGA Societe Generale Acceptance N.V.-CSA50 R Bull CBBC Jan16D	2015/06/26	2015/06/29
66780	Credit Suisse AG – HSI R Bull CBBC Dec 2015 D	2015/06/26	2015/06/29
68804	UBS AG – HSCEI R Bull CBBC Dec 2015 B	2015/06/26	2015/06/29
66696	Credit Suisse AG – HSI R Bull CBBC Jun 2015 V	2015/06/26	2015/06/30
60612	Credit Suisse AG – CCB R Bull CBBC Oct 2015 A	2015/06/26	2015/06/29
60620	SGA Societe Generale Acceptance N.V.-CSA50 R Bull CBBC Feb16E	2015/06/26	2015/06/29
66697	Credit Suisse AG – HSI R Bull CBBC Jun 2015 X	2015/06/26	2015/06/30
66706	Credit Suisse AG – HSI R Bull CBBC Jun 2015 M	2015/06/26	2015/06/30
60014	SGA Societe Generale Acceptance N.V.-HSI R Bull CBBC Jun15 M	2015/06/26	2015/06/30
68156	Macquarie Bank Ltd. – HSI R Bull CBBC Jun 2015 B	2015/06/26	2015/06/30
66770	SGA Societe Generale Acceptance N.V.-HSI R Bull CBBC Jun15 Y	2015/06/26	2015/06/30
66680	UBS AG – HSI R Bull CBBC Jun 2015 Y	2015/06/26	2015/06/30
66781	Standard Chartered Bank – HSI R Bull CBBC Jun 2015 B	2015/06/26	2015/06/30
66806	Credit Suisse AG – HSI R Bull CBBC Jun 2015 N	2015/06/26	2015/06/30
60911	BNP Paribas Arbit Issu B.V. – HSCEI R Bull CBBC Dec 2015 K	2015/06/26	2015/06/29
67765	J P Morgan SP BV – HSI R Bull CBBC Jun 2015 S	2015/06/26	2015/06/30
67828	Credit Suisse AG – HSI R Bull CBBC Jun 2015 I	2015/06/26	2015/06/30
66996	Standard Chartered Bank – HSI R Bull CBBC Jun 2015 H	2015/06/26	2015/06/30
68254	J P Morgan SP BV – HSI R Bull CBBC Jun 2015 T	2015/06/26	2015/06/30
67917	UBS AG – HSI R Bull CBBC Jun 2015 I	2015/06/26	2015/06/30
66719	Credit Suisse AG – HSI R Bull CBBC Jun 2015 O	2015/06/26	2015/06/30
61704	UBS AG – HSI R Bull CBBC Jun 2015 W	2015/06/26	2015/06/30
65267	SGA Societe Generale Acceptance N.V.-CSA50 R Bull CBBC Jun15D	2015/06/26	2015/06/30
65268	SGA Societe Generale Acceptance N.V.-CSA50 R Bull CBBC Jun15E	2015/06/26	2015/06/30
68051	UBS AG – Ping An R Bull CBBC Oct 2016 A	2015/06/26	2015/06/29
65349	HK Bank – CSOP A50 ETF R Bull CBBC Jun 2015 A	2015/06/26	2015/06/30
61859	UBS AG – Kingsoft R Bull CBBC Jun 2015 B	2015/06/26	2015/06/30
62242	HK Bank – CITIC R Bull CBBC Jun 2015 A	2015/06/26	2015/06/30
61829	HK Bank – A50 R Bull CBBC Jun 2015 B	2015/06/26	2015/06/30
67502	HK Bank – CKH R Bull CBBC Jun 2015 D	2015/06/26	2015/06/30
61719	UBS AG – HSI R Bull CBBC Jun 2015 X	2015/06/26	2015/06/30
64976	UBS AG – AIA R Bull CBBC Jun 2015 D	2015/06/26	2015/06/30
68117	HK Bank – CC Bank R Bull CBBC Sep 2016 C	2015/06/26	2015/06/29
66411	SGA Societe Generale Acceptance N.V.-HSI R Bull CBBC Jun15 D	2015/06/26	2015/06/30
69090	HK Bank – China Mobile R Bull CBBC Jun 2015 A	2015/06/26	2015/06/30
64780	Standard Chartered Bank – HSI R Bull CBBC Jun 2015 U	2015/06/26	2015/06/30
67467	Standard Chartered Bank – HSI R Bull CBBC Jun 2015 F	2015/06/26	2015/06/30
67307	Standard Chartered Bank – HSI R Bull CBBC Jun 2015 E	2015/06/26	2015/06/30
60057	UBS AG – HSI R Bull CBBC Jun 2015 K	2015/06/26	2015/06/30
61815	HK Bank – CSOP A50 ETF R Bull CBBC Jun 2015 B	2015/06/26	2015/06/30
60343	BNP Paribas Arbit Issu B.V. – A50 Ch R Bull CBBC Jun 2015 A	2015/06/26	2015/06/30
62756	HK Bank – HKEx R Bull CBBC Jun 2015 A	2015/06/26	2015/06/30

List of expired CBBC, 2015 (continued)

Code	CBBC	Last trading date	Delisted date
62749	Citigroup Global Mkt H Inc. -China Mobile R Bull CBBC Jun15A	2015/06/26	2015/06/30
67814	J P Morgan SP BV - HSI R Bull CBBC Feb 2016 S	2015/06/26	2015/06/29
60938	UBS AG - TCH R Bull CBBC Jun 2015 I	2015/06/26	2015/06/30
60261	UBS AG - A50 China R Bull CBBC Feb 2016 D	2015/06/26	2015/06/29
60883	UBS AG - China Mobile R Bull CBBC Jun 2015 C	2015/06/26	2015/06/30
65035	Credit Suisse AG - HSI R Bull CBBC Jun 2015 G	2015/06/26	2015/06/30
60282	BNP Paribas Arbit Issu B.V. - A50 Ch R Bull CBBC Dec 2015 H	2015/06/26	2015/06/29
68151	Macquarie Bank Ltd. - HSI R Bull CBBC Jun 2015 A	2015/06/26	2015/06/30
61468	SGA Societe Generale Acceptance N.V.-HSI R Bull CBBC Jun 15R	2015/06/26	2015/06/30
64871	Standard Chartered Bank - HSI R Bull CBBC Jun 2015 G	2015/06/26	2015/06/30
62760	HK Bank - HKEx R Bull CBBC Jun 2015 B	2015/06/26	2015/06/30
64867	Standard Chartered Bank - HSI R Bull CBBC Jun 2015 D	2015/06/26	2015/06/30
63197	HK Bank - Galaxy Ent R Bear CBBC Jun 2015 A	2015/06/26	2015/06/30
69918	SGA Societe Generale Acceptance N.V.-A50 R Bull CBBC Jun15 B	2015/06/26	2015/06/30
69910	SGA Societe Generale Acceptance N.V.-A50 R Bull CBBC Jun15 A	2015/06/26	2015/06/30
64101	SGA Societe Generale Acceptance N.V.-CSA50 R Bull CBBC Jun15B	2015/06/26	2015/06/30
68130	HK Bank - HSI R Bull CBBC Jun 2015 E	2015/06/26	2015/06/30
65036	Credit Suisse AG - HSI R Bull CBBC Jun 2015 H	2015/06/26	2015/06/30
61599	J P Morgan SP BV - HSI R Bull CBBC Jun 2015 U	2015/06/26	2015/06/30
61603	Credit Suisse AG - HSI R Bull CBBC Jun 2015 Z	2015/06/26	2015/06/30
69063	UBS AG - HSI R Bull CBBC Jun 2015 G	2015/06/26	2015/06/30
60008	SGA Societe Generale Acceptance N.V.-HSI R Bull CBBC Jun15 L	2015/06/26	2015/06/30
60032	J P Morgan SP BV - HSI R Bull CBBC Jun 2015 H	2015/06/26	2015/06/30
69732	HK Bank - HSCEI R Bull CBBC Jun 2015 C	2015/06/26	2015/06/30
69790	HK Bank - CKH R Bull CBBC Jun 2015 C	2015/06/26	2015/06/30
65135	HK Bank - CC Bank R Bull CBBC Aug 2016 D	2015/06/26	2015/06/29
67272	Standard Chartered Bank - HSI R Bull CBBC Jun 2015 C	2015/06/26	2015/06/30
65142	Standard Chartered Bank - A50 China R Bull CBBC Nov 2015 A	2015/06/26	2015/06/29
68632	J P Morgan SP BV - HSI R Bull CBBC Jun 2015 K	2015/06/26	2015/06/30
69994	J P Morgan SP BV - HSI R Bull CBBC Jun 2015 J	2015/06/26	2015/06/30
60246	HK Bank - HSI R Bull CBBC Jun 2015 J	2015/06/26	2015/06/30
60264	HK Bank - HSI R Bull CBBC Jun 2015 K	2015/06/26	2015/06/30
65170	Bank of East Asia - CSOP A50 ETF R Bull CBBC Mar 2016 A	2015/06/26	2015/06/29
60800	BNP Paribas Arbit Issu B.V. - A50 Ch R Bull CBBC Jun 2015 C	2015/06/26	2015/06/30
60806	BNP Paribas Arbit Issu B.V. -CSOP A50 ETF R Bull CBBC Jun15C	2015/06/26	2015/06/30
64610	BNP Paribas Arbit Issu B.V. -CSOP A50 ETF R Bull CBBC Jun15D	2015/06/26	2015/06/30
65139	Standard Chartered Bank - CSOP A50 ETF R Bull CBBC Nov 2015A	2015/06/26	2015/06/29
68273	SGA Societe Generale Acceptance N.V.-HSI R Bull CBBC Jun15 H	2015/06/26	2015/06/30
66918	Standard Chartered Bank - AIA R Bull CBBC Jun 2015 A	2015/06/26	2015/06/30
68136	HK Bank - HSI R Bull CBBC Jun 2015 F	2015/06/26	2015/06/30
64399	SGA Societe Generale Acceptance N.V.-Cinda R Bull CBBC Jun15B	2015/06/26	2015/06/30
68138	HK Bank - HSI R Bull CBBC Jun 2015 G	2015/06/26	2015/06/30
64398	SGA Societe Generale Acceptance N.V.-Cinda R Bull CBBC Jun15A	2015/06/26	2015/06/30
62723	SGA Societe Generale Acceptance N.V.-CSA50 R Bull CBBC Jun15F	2015/06/26	2015/06/30
61702	HK Bank - AIA R Bull CBBC Jun 2015 D	2015/06/26	2015/06/30
68742	SGA Societe Generale Acceptance N.V.-HSI R Bull CBBC Jun15 K	2015/06/26	2015/06/30
62727	SGA Societe Generale Acceptance N.V.-A50 R Bull CBBC Jun 15E	2015/06/26	2015/06/30
61607	Credit Suisse AG - HSI R Bull CBBC Jun 2015 A	2015/06/26	2015/06/30
60094	Credit Suisse AG - HSI R Bull CBBC Jun 2015 J	2015/06/26	2015/06/30
61613	Credit Suisse AG - HSI R Bull CBBC Jun 2015 D	2015/06/26	2015/06/30
61609	Credit Suisse AG - HSI R Bull CBBC Jun 2015 B	2015/06/26	2015/06/30
65622	Credit Suisse AG - HSI R Bull CBBC Jun 2015 E	2015/06/26	2015/06/30
64595	BNP Paribas Arbit Issu B.V. - A50 Ch R Bull CBBC Jun 2015 E	2015/06/26	2015/06/30
68481	SGA Societe Generale Acceptance N.V.-HSI R Bull CBBC Jun15 I	2015/06/26	2015/06/30
68485	SGA Societe Generale Acceptance N.V.-HSI R Bull CBBC Jun15 J	2015/06/26	2015/06/30
61410	SGA Societe Generale Acceptance N.V.-HSI R Bull CBBC Jun15 P	2015/06/26	2015/06/30
68269	SGA Societe Generale Acceptance N.V.-HSI R Bull CBBC Jun15 G	2015/06/26	2015/06/30
69187	UBS AG - HSI R Bull CBBC Feb 2016 N	2015/06/26	2015/06/29
69556	SGA Societe Generale Acceptance N.V.-HSI R Bull CBBC Feb16 M	2015/06/26	2015/06/29
69552	BNP Paribas Arbit Issu B.V. - HSI R Bull CBBC Feb 2016 N	2015/06/26	2015/06/29
69550	BNP Paribas Arbit Issu B.V. - HSI R Bull CBBC Jan 2016 Y	2015/06/26	2015/06/29
69534	UBS AG - HSI R Bull CBBC Feb 2016 K	2015/06/26	2015/06/29
69533	UBS AG - HSI R Bull CBBC Jan 2016 U	2015/06/26	2015/06/29
69528	J P Morgan SP BV - HSI R Bull CBBC Jan 2016 V	2015/06/26	2015/06/29
69519	Credit Suisse AG - HSI R Bull CBBC Jan 2016 U	2015/06/26	2015/06/29
69516	Credit Suisse AG - HSI R Bull CBBC Jan 2016 T	2015/06/26	2015/06/29
68889	HK Bank - HSI R Bull CBBC Apr 2016 M	2015/06/26	2015/06/29
69222	Credit Suisse AG - HSCEI R Bull CBBC Dec 2015 M	2015/06/26	2015/06/29
69577	Credit Suisse AG - HSI R Bull CBBC Feb 2016 R	2015/06/26	2015/06/29
69186	UBS AG - HSI R Bull CBBC Jan 2016 S	2015/06/26	2015/06/29
69181	UBS AG - HSI R Bull CBBC Jan 2016 R	2015/06/26	2015/06/29
69129	J P Morgan SP BV - HSI R Bull CBBC Feb 2016 O	2015/06/26	2015/06/29
69105	Credit Suisse AG - HSI R Bull CBBC Mar 2016 H	2015/06/26	2015/06/29
69094	Credit Suisse AG - HSI R Bull CBBC Mar 2016 G	2015/06/26	2015/06/29
69083	SGA Societe Generale Acceptance N.V.-HSI R Bull CBBC Jan16 T	2015/06/26	2015/06/29
68986	J P Morgan SP BV - HSI R Bull CBBC Feb 2016 Y	2015/06/26	2015/06/29
68923	Credit Suisse AG - HS H-SH ETF R Bull CBBC Jan 2016 A	2015/06/26	2015/06/29
68922	Credit Suisse AG - HSI R Bull CBBC Feb 2016 Q	2015/06/26	2015/06/29
69423	SGA Societe Generale Acceptance N.V.-HSI R Bull CBBC Jan16 J	2015/06/26	2015/06/29
69663	UBS AG - HSI R Bull CBBC Oct 2015 T	2015/06/26	2015/06/29
69724	J P Morgan SP BV - HSI R Bull CBBC Mar 2016 S	2015/06/26	2015/06/29
69723	BNP Paribas Arbit Issu B.V. -CSOP A50 ETF R Bull CBBC Dec15P	2015/06/26	2015/06/29
69720	UBS AG - HSCEI R Bull CBBC Jan 2016 H	2015/06/26	2015/06/29
69715	UBS AG - HSI R Bull CBBC Mar 2016 W	2015/06/26	2015/06/29
69712	Standard Chartered Bank - Galaxy Ent R Bull CBBC Jan 2016 A	2015/06/26	2015/06/29
69708	Credit Suisse AG - HSI R Bull CBBC Feb 2016 V	2015/06/26	2015/06/29
69707	Credit Suisse AG - HSI R Bull CBBC Feb 2016 U	2015/06/26	2015/06/29

List of expired CBBC, 2015 (continued)

Code	CBBC	Last trading date	Delisted date
69686	BNP Paribas Arbit Issu B.V. – HSI R Bull CBBC Jan 2016 Z	2015/06/26	2015/06/29
69685	BNP Paribas Arbit Issu B.V. – HSI R Bull CBBC Feb 2016 O	2015/06/26	2015/06/29
69564	UBS AG – HSI R Bull CBBC Feb 2016 O	2015/06/26	2015/06/29
69674	UBS AG – HSI R Bear CBBC Oct 2015 Y	2015/06/26	2015/06/29
69576	J P Morgan SP BV – HSI R Bull CBBC Mar 2016 Q	2015/06/26	2015/06/29
69647	Standard Chartered Bank – HSI R Bull CBBC Oct 2015 N	2015/06/26	2015/06/29
69646	J P Morgan SP BV – HSI R Bear CBBC Oct 2015 A	2015/06/26	2015/06/29
69630	BNP Paribas Arbit Issu B.V. – HSI R Bear CBBC Oct 2015 F	2015/06/26	2015/06/29
69628	BNP Paribas Arbit Issu B.V. – HSI R Bear CBBC Nov 2015 C	2015/06/26	2015/06/29
69622	Credit Suisse AG – HSI R Bear CBBC Nov 2015 M	2015/06/26	2015/06/29
69614	Credit Suisse AG – HSI R Bear CBBC Nov 2015 F	2015/06/26	2015/06/29
69611	Credit Suisse AG – HSI R Bull CBBC Feb 2016 T	2015/06/26	2015/06/29
69587	UBS AG – HSI R Bull CBBC Mar 2016 V	2015/06/26	2015/06/29
69717	UBS AG – HSI R Bull CBBC Feb 2016 P	2015/06/26	2015/06/29
69684	J P Morgan SP BV – HSI R Bull CBBC Jan 2016 X	2015/06/26	2015/06/29
68725	Credit Suisse AG – HSI R Bull CBBC Dec 2015 N	2015/06/26	2015/06/29
68701	Standard Chartered Bank – HSI R Bull CBBC Sep 2015 T	2015/06/26	2015/06/29
68849	UBS AG – HSI R Bull CBBC Mar 2016 T	2015/06/26	2015/06/29
68606	Credit Suisse AG – HSCEI R Bull CBBC Jan 2016 C	2015/06/26	2015/06/29
69767	Standard Chartered Bank – HSI R Bull CBBC Sep 2015 Y	2015/06/29	2015/06/30
69392	HK Bank – HSI R Bull CBBC Mar 2016 D	2015/06/29	2015/06/30
69390	HK Bank – HSI R Bull CBBC Mar 2016 C	2015/06/29	2015/06/30
67623	HK Bank – CUni R Bull CBBC Jan 2016 B	2015/06/29	2015/06/30
63771	UBS AG – HSI R Bull CBBC Feb 2016 I	2015/06/29	2015/06/30
69775	Credit Suisse AG – HSI R Bull CBBC Jan 2016 V	2015/06/29	2015/06/30
67345	HK Bank – Sands China R Bull CBBC Jul 2015 C	2015/06/29	2015/06/30
69377	UBS AG – HSI R Bull CBBC Nov 2015 O	2015/06/29	2015/06/30
69373	UBS AG – HSI R Bull CBBC Nov 2015 N	2015/06/29	2015/06/30
69371	UBS AG – HSI R Bull CBBC Dec 2015 G	2015/06/29	2015/06/30
60826	Credit Suisse AG – HSI R Bull CBBC Nov 2015 W	2015/06/29	2015/06/30
69781	Credit Suisse AG – HSI R Bull CBBC Jan 2016 W	2015/06/29	2015/06/30
69801	J P Morgan SP BV – HSI R Bull CBBC Feb 2016 Z	2015/06/29	2015/06/30
69446	SGA Societe Generale Acceptance N.V.-HSI R Bull CBBC Jan16 L	2015/06/29	2015/06/30
69443	SGA Societe Generale Acceptance N.V.-HSI R Bull CBBC Jan16 K	2015/06/29	2015/06/30
66249	Credit Suisse AG – CSOP A50 ETF R Bull CBBC Jun 2015 B	2015/06/29	2015/07/02
69817	SGA Societe Generale Acceptance N.V.-HSI R Bull CBBC Jan16 O	2015/06/29	2015/06/30
69806	SGA Societe Generale Acceptance N.V.-HSI R Bull CBBC Feb16 N	2015/06/29	2015/06/30
69791	UBS AG – HKEx R Bull CBBC Nov 2016 A	2015/06/29	2015/06/30
66260	Credit Suisse AG – A50 China R Bull CBBC Jun 2015 B	2015/06/29	2015/07/02
67625	HK Bank – CSOP A50 ETF R Bull CBBC Apr 2016 A	2015/06/29	2015/06/30
67100	HK Bank – Ping An R Bull CBBC Feb 2016 H	2015/06/29	2015/06/30
69799	UBS AG – HSI R Bull CBBC Mar 2016 Z	2015/06/29	2015/06/30
69797	UBS AG – HSI R Bull CBBC Mar 2016 Y	2015/06/29	2015/06/30
67630	HK Bank – A50 R Bull CBBC Apr 2016 A	2015/06/29	2015/06/30
69793	UBS AG – HSI R Bull CBBC Mar 2016 X	2015/06/29	2015/06/30
68392	Credit Suisse AG – HSCEI R Bull CBBC Nov 2015 C	2015/06/29	2015/06/30
69805	J P Morgan SP BV – HSI R Bull CBBC Jan 2016 K	2015/06/29	2015/06/30
68498	BNP Paribas Arbit Issu B.V. – HSI R Bull CBBC Dec 2015 G	2015/06/29	2015/06/30
69690	BNP Paribas Arbit Issu B.V. – HKEx R Bull CBBC Dec 2015 D	2015/06/29	2015/06/30
67565	UBS AG – HSCEI R Bull CBBC Sep 2015 K	2015/06/29	2015/06/30
60929	J P Morgan SP BV – HSI R Bull CBBC Jan 2016 I	2015/06/29	2015/06/30
65190	HK Bank – HSI R Bull CBBC Apr 2016 J	2015/06/29	2015/06/30
64344	UBS AG – HSI R Bull CBBC Feb 2016 L	2015/06/29	2015/06/30
64342	UBS AG – HSI R Bull CBBC Jan 2016 W	2015/06/29	2015/06/30
64341	UBS AG – HSI R Bull CBBC Jan 2016 V	2015/06/29	2015/06/30
68515	HK Bank – HKEx R Bull CBBC Jul 2016 C	2015/06/29	2015/06/30
65191	HK Bank – HSI R Bull CBBC Apr 2016 K	2015/06/29	2015/06/30
64263	HK Bank – HSCEI R Bull CBBC Apr 2016 B	2015/06/29	2015/06/30
68508	SGA Societe Generale Acceptance NV -HSCEI R Bull CBBC Dec15C	2015/06/29	2015/06/30
68495	Standard Chartered Bank – HSCEI R Bull CBBC Oct 2015 I	2015/06/29	2015/06/30
69753	BNP Paribas Arbit Issu B.V. – HS H-SH ETF R Bull CBBC Jan16A	2015/06/29	2015/06/30
65343	HK Bank – China Shenhua R Bull CBBC Dec 2015 A	2015/06/29	2015/06/30
68257	BNP Paribas Arbit Issu B.V. -CSOP A50 ETF R Bull CBBC Dec15H	2015/06/29	2015/06/30
65202	HK Bank – A50 R Bull CBBC Apr 2016 C	2015/06/29	2015/06/30
66171	HK Bank – A50 R Bull CBBC Jan 2016 V	2015/06/29	2015/06/30
68497	BNP Paribas Arbit Issu B.V. – HSI R Bull CBBC Dec 2015 C	2015/06/29	2015/06/30
60832	Credit Suisse AG – HSI R Bull CBBC Dec 2015 E	2015/06/29	2015/06/30
62390	HK Bank – GCL-Poly Energy R Bull CBBC Dec 2015 A	2015/06/29	2015/06/30
69746	Standard Chartered Bank – HSI R Bull CBBC Sep 2015 X	2015/06/29	2015/06/30
67288	Bank of East Asia – Galaxy Ent R Bull CBBC Apr 2016 B	2015/06/29	2015/06/30
69344	Credit Suisse AG – HSI R Bull CBBC Oct 2015 U	2015/06/29	2015/06/30
67273	Bank of East Asia – CC Bank R Bull CBBC May 2016 A	2015/06/29	2015/06/30
69345	Credit Suisse AG – HSI R Bull CBBC Oct 2015 V	2015/06/29	2015/06/30
69346	Credit Suisse AG – HSI R Bull CBBC Oct 2015 W	2015/06/29	2015/06/30
68246	BNP Paribas Arbit Issu B.V. – A50 Ch R Bull CBBC Dec 2015 G	2015/06/29	2015/06/30
68391	Credit Suisse AG – HSCEI R Bull CBBC Dec 2015 A	2015/06/29	2015/06/30
68503	BNP Paribas Arbit Issu B.V. – HSI R Bull CBBC Dec 2015 J	2015/06/29	2015/06/30
60113	HK Bank – HSI R Bull CBBC Mar 2016 F	2015/06/29	2015/06/30
68255	BNP Paribas Arbit Issu B.V. -CSOP A50 ETF R Bull CBBC Dec15G	2015/06/29	2015/06/30
65462	Credit Suisse AG – A50 China R Bull CBBC Jun 2015 A	2015/06/29	2015/07/02
65458	Credit Suisse AG – CSOP A50 ETF R Bull CBBC Jun 2015 A	2015/06/29	2015/07/02
63908	J P Morgan SP BV – HSI R Bull CBBC Jan 2016 U	2015/06/29	2015/06/30
63465	BNP Paribas Arbit Issu B.V. – HSCEI R Bull CBBC Dec 2015 Q	2015/06/29	2015/06/30
69719	Credit Suisse AG – Ping An R Bull CBBC Nov 2015 B	2015/06/29	2015/06/30
69730	Credit Suisse AG – China Life R Bull CBBC Jan 2016 B	2015/06/29	2015/06/30
60234	UBS AG – TCH R Bull CBBC Jun 2016 A	2015/06/29	2015/06/30
69761	SGA Societe Generale Acceptance N.V.-HSI R Bull CBBC Dec15 W	2015/06/29	2015/06/30

List of expired CBBC, 2015 (continued)

Code	CBBC	Last trading date	Delisted date
60227	UBS AG – HKEx R Bull CBBC Jun 2016 A	2015/06/29	2015/06/30
60210	Macquarie Bank Ltd. – HSI R Bull CBBC Aug 2015 G	2015/06/29	2015/06/30
67967	SGA Societe Generale Acceptance NV -HSCEI R Bull CBBC Nov15B	2015/06/29	2015/06/30
60381	HK Bank – Haitong Sec R Bull CBBC Feb 2016 A	2015/06/29	2015/06/30
64917	J P Morgan SP BV – Galaxy Ent R Bull CBBC Dec 2015 A	2015/06/29	2015/06/30
68114	SGA Societe Generale Acceptance N.V.-HSI R Bull CBBC Jan16 B	2015/06/29	2015/06/30
66286	HK Bank – CSOP A50 ETF R Bull CBBC Mar 2016 H	2015/06/29	2015/06/30
67947	HK Bank – China Life R Bull CBBC Dec 2015 B	2015/06/29	2015/06/30
66220	HK Bank – HKEx R Bull CBBC Jun 2016 G	2015/06/29	2015/06/30
69995	Standard Chartered Bank – HKEx R Bull CBBC Apr 2016 A	2015/06/29	2015/06/30
67939	J P Morgan SP BV – HSCEI R Bull CBBC Dec 2015 B	2015/06/29	2015/06/30
60035	Credit Suisse AG – CSOP A50 ETF R Bull CBBC Dec 2015 B	2015/06/29	2015/06/30
60042	Credit Suisse AG – A50 China R Bull CBBC Dec 2015 B	2015/06/29	2015/06/30
65748	UBS AG – HSBC R Bull CBBC Jul 2016 A	2015/06/29	2015/06/30
69967	SGA Societe Generale Acceptance N.V.-A50 R Bull CBBC Jan16 C	2015/06/29	2015/06/30
69952	SGA Societe Generale Acceptance N.V.-CSA50 R Bull CBBC Feb16D	2015/06/29	2015/06/30
69948	SGA Societe Generale Acceptance N.V.-CSA50 R Bull CBBC Jan16C	2015/06/29	2015/06/30
65797	Bank of East Asia – HKEx R Bull CBBC Mar 2016 D	2015/06/29	2015/06/30
69936	HK Bank – HKEx R Bull CBBC Jun 2016 C	2015/06/29	2015/06/30
60208	Macquarie Bank Ltd. – HSI R Bull CBBC Aug 2015 F	2015/06/29	2015/06/30
63322	SGA Societe Generale Acceptance NV -HSCEI R Bull CBBC Feb16D	2015/06/29	2015/06/30
69821	BNP Paribas Arbit Issu B.V. – HSI R Bull CBBC Feb 2016 P	2015/06/29	2015/06/30
65244	Credit Suisse AG – HKEx R Bull CBBC Nov 2015 E	2015/06/29	2015/06/30
60794	SGA Societe Generale Acceptance N.V.-HKEx R Bull CBBC Jan16B	2015/06/29	2015/06/30
68226	BNP Paribas Arbit Issu B.V. – HSCEI R Bull CBBC Dec 2015 G	2015/06/29	2015/06/30
63202	HK Bank – TCH R Bull CBBC Jan 2016 I	2015/06/29	2015/06/30
68178	BNP Paribas Arbit Issu B.V. – HSI R Bull CBBC Nov 2015 O	2015/06/29	2015/06/30
68174	BNP Paribas Arbit Issu B.V. – HSI R Bull CBBC Nov 2015 G	2015/06/29	2015/06/30
60733	HK Bank – Ping An R Bull CBBC Jan 2016 F	2015/06/29	2015/06/30
69495	Credit Suisse AG – HSI R Bull CBBC Sep 2015 W	2015/06/29	2015/06/30
69513	Credit Suisse AG – HSI R Bull CBBC Sep 2015 D	2015/06/29	2015/06/30
69527	Standard Chartered Bank – HSI R Bull CBBC Jul 2015 Q	2015/06/29	2015/06/30
69545	Standard Chartered Bank – HSI R Bull CBBC Jul 2015 R	2015/06/29	2015/06/30
68111	SGA Societe Generale Acceptance N.V.-HSI R Bull CBBC Dec15 N	2015/06/29	2015/06/30
60720	HK Bank – CAM CSI300 R Bull CBBC Mar 2016 B	2015/06/29	2015/06/30
68349	Credit Suisse AG – HSI R Bull CBBC Mar 2016 C	2015/06/29	2015/06/30
60635	SGA Societe Generale Acceptance N.V.-A50 R Bull CBBC Feb16 D	2015/06/29	2015/06/30
67737	Credit Suisse AG – HSCEI R Bull CBBC Sep 2015 E	2015/06/29	2015/06/30
68150	Standard Chartered Bank – HSCEI R Bull CBBC Oct 2015 D	2015/06/29	2015/06/30
69594	UBS AG – HSI R Bull CBBC Nov 2015 Q	2015/06/29	2015/06/30
69595	UBS AG – HSI R Bull CBBC Dec 2015 I	2015/06/29	2015/06/30
66628	Credit Suisse AG – HSI R Bull CBBC Dec 2015 B	2015/06/29	2015/06/30
69596	UBS AG – HSI R Bull CBBC Dec 2015 J	2015/06/29	2015/06/30
60616	Credit Suisse AG – BOCL R Bull CBBC Oct 2015 A	2015/06/29	2015/06/30
60611	Credit Suisse AG – ICBC R Bull CBBC Oct 2015 A	2015/06/29	2015/06/30
67764	UBS AG – HSCEI R Bull CBBC Oct 2015 E	2015/06/29	2015/06/30
68139	Standard Chartered Bank – HSI R Bull CBBC Jul 2015 K	2015/06/29	2015/06/30
67766	UBS AG – HSCEI R Bull CBBC Sep 2015 L	2015/06/29	2015/06/30
60429	Standard Chartered Bank – HSI R Bull CBBC Jul 2015 Y	2015/06/29	2015/06/30
60727	HK Bank – Ping An R Bull CBBC Jan 2016 E	2015/06/29	2015/06/30
62511	UBS AG – China Shenhua R Bull CBBC Oct 2015 A	2015/06/29	2015/06/30
68705	UBS AG – HSI R Bull CBBC Nov 2015 J	2015/06/29	2015/06/30
68875	J P Morgan SP BV – A50 China R Bull CBBC Jan 2016 B	2015/06/29	2015/06/30
67221	Credit Suisse AG – CNOOC R Bull CBBC Jun 2015 B	2015/06/29	2015/07/02
63742	Credit Suisse AG – HSI R Bull CBBC Oct 2015 L	2015/06/29	2015/06/30
69291	BNP Paribas Arbit Issu B.V. – HKEx R Bull CBBC Dec 2015 C	2015/06/29	2015/06/30
68346	Credit Suisse AG – HSI R Bull CBBC Mar 2016 B	2015/06/29	2015/06/30
69292	BNP Paribas Arbit Issu B.V. – Ping An R Bull CBBC Dec 2015 C	2015/06/29	2015/06/30
64060	UBS AG – HSI R Bull CBBC Nov 2015 L	2015/06/29	2015/06/30
62803	HK Bank – CPIC R Bull CBBC Aug 2016 A	2015/06/29	2015/06/30
68808	UBS AG – HSCEI R Bull CBBC Dec 2015 C	2015/06/29	2015/06/30
61331	SGA Societe Generale Acceptance N.V. -CCB R Bull CBBC May16B	2015/06/29	2015/06/30
61311	HK Bank – COVS R Bull CBBC Feb 2016 A	2015/06/29	2015/06/30
69004	SGA Societe Generale Acceptance N.V.-HSI R Bull CBBC Dec15 Q	2015/06/29	2015/06/30
61299	HK Bank – ICBC R Bull CBBC Aug 2016 A	2015/06/29	2015/06/30
69277	J P Morgan SP BV – HSI R Bull CBBC Apr 2016 C	2015/06/29	2015/06/30
67347	UBS AG – A50 China R Bull CBBC Feb 2016 C	2015/06/29	2015/06/30
61203	Bank of East Asia – HKEx R Bull CBBC Mar 2016 A	2015/06/29	2015/06/30
61202	Bank of East Asia – Ping An R Bull CBBC May 2016 A	2015/06/29	2015/06/30
68729	UBS AG – HSI R Bull CBBC Oct 2015 O	2015/06/29	2015/06/30
67890	Credit Suisse AG – HSI R Bull CBBC Dec 2015 G	2015/06/29	2015/06/30
69118	BNP Paribas Arbit Issu B.V. – HSI R Bull CBBC Oct 2015 A	2015/06/29	2015/06/30
68706	UBS AG – HSI R Bull CBBC Dec 2015 C	2015/06/29	2015/06/30
61201	Bank of East Asia – TCH R Bull CBBC Apr 2016 A	2015/06/29	2015/06/30
69143	SGA Societe Generale Acceptance N.V.-HSI R Bull CBBC Dec15 R	2015/06/29	2015/06/30
67844	J P Morgan SP BV – HSCEI R Bull CBBC Mar 2016 D	2015/06/29	2015/06/30
69145	SGA Societe Generale Acceptance N.V.-HSI R Bull CBBC Jan16 G	2015/06/29	2015/06/30
69146	SGA Societe Generale Acceptance N.V.-HSI R Bull CBBC Dec15 S	2015/06/29	2015/06/30
69147	SGA Societe Generale Acceptance N.V.-HSI R Bull CBBC Jan16 H	2015/06/29	2015/06/30
67923	BNP Paribas Arbit Issu B.V. – TCH R Bull CBBC Dec 2015 B	2015/06/29	2015/06/30
68896	HK Bank – HSI R Bull CBBC Jan 2016 E	2015/06/29	2015/06/30
63765	UBS AG – HSI R Bull CBBC Dec 2015 Q	2015/06/29	2015/06/30
67190	HK Bank – A50 R Bull CBBC Mar 2016 C	2015/06/29	2015/06/30
67147	HK Bank – CSOP A50 ETF R Bull CBBC Mar 2016 B	2015/06/29	2015/06/30
61478	UBS AG – CSOP A50 ETF R Bull CBBC Jan 2016 C	2015/06/29	2015/06/30
68976	UBS AG – HKEx R Bull CBBC Oct 2016 A	2015/06/29	2015/06/30
68990	J P Morgan SP BV – HSI R Bull CBBC Mar 2016 N	2015/06/29	2015/06/30

List of expired CBBC, 2015 (continued)

Code	CBBC	Last trading date	Delisted date
61476	UBS AG – Ping An R Bull CBBC Aug 2016 C	2015/06/29	2015/06/30
69079	SGA Societe Generale Acceptance N.V.-HSI R Bull CBBC Feb16 B	2015/06/29	2015/06/30
67136	HK Bank – CSOP A50 ETF R Bull CBBC Jan 2016 Y	2015/06/29	2015/06/30
69086	Credit Suisse AG – HSI R Bull CBBC Apr 2016 A	2015/06/29	2015/06/30
67220	Credit Suisse AG – CNOOC R Bull CBBC Jun 2015 A	2015/06/29	2015/07/02
61380	Credit Suisse AG – Ping An R Bull CBBC Dec 2015 D	2015/06/29	2015/06/30
69005	SGA Societe Generale Acceptance N.V.-HSI R Bull CBBC Jan16 F	2015/06/29	2015/06/30
68128	HK Bank – HSI R Bull CBBC Jul 2016 A	2015/06/29	2015/06/30
64077	UBS AG – HSI R Bull CBBC Dec 2015 U	2015/06/29	2015/06/30
68124	HK Bank – ABC R Bull CBBC Oct 2016 A	2015/06/29	2015/06/30
69107	Credit Suisse AG – HSI R Bull CBBC Mar 2016 I	2015/06/29	2015/06/30
69163	Standard Chartered Bank – HSI R Bull CBBC Sep 2015 V	2015/06/29	2015/06/30
68077	HK Bank – CC Bank R Bull CBBC Oct 2016 B	2015/06/29	2015/06/30
64081	Bank of East Asia – Haitong Sec R Bull CBBC Feb 2016 A	2015/06/29	2015/06/30
64080	Bank of East Asia – HS H-SH ETF R Bull CBBC May 2016 A	2015/06/29	2015/06/30
69180	Standard Chartered Bank – HSI R Bull CBBC Sep 2015 W	2015/06/29	2015/06/30
68908	HK Bank – HSCEI R Bull CBBC Mar 2016 A	2015/06/29	2015/06/30
68910	HK Bank – HSCEI R Bull CBBC Jan 2016 B	2015/06/29	2015/06/30
69190	UBS AG – HSCEI R Bull CBBC Feb 2016 E	2015/06/29	2015/06/30
67121	HK Bank – CITIC Sec R Bull CBBC Jan 2016 A	2015/06/29	2015/06/30
69264	J P Morgan SP BV – HSI R Bull CBBC Feb 2016 P	2015/06/29	2015/06/30
69273	J P Morgan SP BV – HSI R Bull CBBC Mar 2016 O	2015/06/29	2015/06/30
68895	HK Bank – HSI R Bull CBBC Mar 2016 B	2015/06/29	2015/06/30
68540	Credit Suisse AG – HSI R Bull CBBC Nov 2015 K	2015/06/29	2015/06/30
69555	SGA Societe Generale Acceptance N.V.-HSI R Bull CBBC Feb16 H	2015/06/29	2015/06/30
68287	J P Morgan SP BV – HSI R Bull CBBC Mar 2016 J	2015/06/29	2015/06/30
69241	J P Morgan SP BV – HSI R Bull CBBC Feb 2016 B	2015/06/29	2015/06/30
69184	BNP Paribas Arbit Issu B.V. – HSI R Bull CBBC Jan 2016 I	2015/06/29	2015/06/30
68544	Credit Suisse AG – HSI R Bull CBBC Nov 2015 M	2015/06/29	2015/06/30
69265	J P Morgan SP BV – HSI R Bull CBBC Feb 2016 D	2015/06/29	2015/06/30
68542	Credit Suisse AG – HSI R Bull CBBC Nov 2015 L	2015/06/29	2015/06/30
68575	J P Morgan SP BV – HSI R Bull CBBC Apr 2016 B	2015/06/29	2015/06/30
67086	HK Bank – Galaxy Ent R Bull CBBC Oct 2015 A	2015/06/29	2015/06/30
68294	HK Bank – Ping An R Bull CBBC Apr 2016 H	2015/06/29	2015/06/30
63758	UBS AG – HSI R Bull CBBC Jan 2016 O	2015/06/29	2015/06/30
69547	UBS AG – HSI R Bull CBBC Mar 2016 U	2015/06/29	2015/06/30
64942	HK Bank – HKEx R Bull CBBC Jun 2016 F	2015/06/29	2015/06/30
69248	J P Morgan SP BV – HSI R Bull CBBC Feb 2016 C	2015/06/29	2015/06/30
64159	HK Bank – HKEx R Bull CBBC Jan 2016 H	2015/06/29	2015/06/30
69608	J P Morgan SP BV – HSI R Bull CBBC Mar 2016 R	2015/06/29	2015/06/30
67187	Credit Suisse AG – ICBC R Bull CBBC Jun 2015 B	2015/06/29	2015/07/02
68539	Credit Suisse AG – HSI R Bull CBBC Nov 2015 J	2015/06/29	2015/06/30
68302	HK Bank – HSI R Bull CBBC May 2016 B	2015/06/29	2015/06/30
64202	Standard Chartered Bank – HSI R Bull CBBC Aug 2015 F	2015/06/29	2015/06/30
68538	Credit Suisse AG – HSI R Bull CBBC Nov 2015 I	2015/06/29	2015/06/30
65134	HK Bank – BOCL R Bull CBBC Aug 2016 D	2015/06/29	2015/06/30
67186	Credit Suisse AG – ICBC R Bull CBBC Jun 2015 A	2015/06/29	2015/07/02
68335	SGA Societe Generale Acceptance N.V.-HSI R Bull CBBC Feb 16D	2015/06/29	2015/06/30
69240	J P Morgan SP BV – HSI R Bull CBBC Jan 2016 G	2015/06/29	2015/06/30
69267	J P Morgan SP BV – HSI R Bull CBBC Feb 2016 E	2015/06/29	2015/06/30
69580	Credit Suisse AG – HSI R Bull CBBC Feb 2016 S	2015/06/29	2015/06/30
68940	HK Bank – CNOOC R Bull CBBC Feb 2016 A	2015/06/29	2015/06/30
69421	SGA Societe Generale Acceptance N.V.-HSI R Bull CBBC Feb16 G	2015/06/29	2015/06/30
61150	BNP Paribas Arbit Issu B.V. – HSCEI R Bull CBBC Dec 2015 P	2015/06/29	2015/06/30
68700	J P Morgan SP BV – HSI R Bull CBBC Jan 2016 A	2015/06/29	2015/06/30
68345	Credit Suisse AG – HSI R Bull CBBC Mar 2016 A	2015/06/29	2015/06/30
62155	HK Bank – HKEx R Bull CBBC Jun 2016 E	2015/06/29	2015/06/30
67105	BNP Paribas Arbit Issu B.V. – A50 Ch R Bull CBBC Dec 2015 F	2015/06/29	2015/06/30
62157	HK Bank – HKEx R Bull CBBC Jan 2016 E	2015/06/29	2015/06/30
69651	Standard Chartered Bank – HSI R Bull CBBC Oct 2015 O	2015/06/29	2015/06/30
68696	J P Morgan SP BV – HSI R Bull CBBC Nov 2015 S	2015/06/29	2015/06/30
68685	J P Morgan SP BV – HSI R Bull CBBC Dec 2015 W	2015/06/29	2015/06/30
69471	Bank of East Asia – Ping An R Bull CBBC May 2016 B	2015/06/29	2015/06/30
68288	J P Morgan SP BV – HSI R Bull CBBC Apr 2016 A	2015/06/29	2015/06/30
69472	Bank of East Asia – HKEx R Bull CBBC Apr 2016 A	2015/06/29	2015/06/30
64585	J P Morgan SP BV – HSI R Bull CBBC Mar 2016 C	2015/06/29	2015/06/30
68568	Standard Chartered Bank – HSI R Bull CBBC Jul 2015 M	2015/06/29	2015/06/30
64626	HK Bank – HSI R Bull CBBC Mar 2016 K	2015/06/29	2015/06/30
64618	HK Bank – CC Bank R Bull CBBC Aug 2016 B	2015/06/29	2015/06/30
67714	Standard Chartered Bank – HKEx R Bull CBBC Aug 2016 A	2015/06/29	2015/06/30
69178	BNP Paribas Arbit Issu B.V. – HSI R Bull CBBC Jan 2016 G	2015/06/29	2015/06/30
65138	HK Bank – TCH R Bull CBBC Jun 2016 B	2015/06/29	2015/06/30
62940	Bank of East Asia – HSBC Holdings R Bull CBBC Mar 2016 A	2015/06/29	2015/06/30
68601	Credit Suisse AG – TCH R Bull CBBC Jun 2015 B	2015/06/29	2015/07/02
69183	BNP Paribas Arbit Issu B.V. – HSI R Bull CBBC Jan 2016 H	2015/06/29	2015/06/30
69254	Bank of East Asia – Galaxy Ent R Bull CBBC Nov 2015 A	2015/06/29	2015/06/30
69529	J P Morgan SP BV – HSI R Bull CBBC Mar 2016 P	2015/06/29	2015/06/30
69944	UBS AG – HSI R Bull CBBC Feb 2016 S	2015/06/30	2015/07/02
69951	J P Morgan SP BV – HSI R Bull CBBC Mar 2016 T	2015/06/30	2015/07/02
69942	UBS AG – HSI R Bull CBBC Mar 2016 B	2015/06/30	2015/07/02
69916	UBS AG – HSCEI R Bull CBBC Feb 2016 F	2015/06/30	2015/07/02
69921	UBS AG – HSI R Bull CBBC Feb 2016 Q	2015/06/30	2015/07/02
69949	UBS AG – HSI R Bull CBBC Mar 2016 A	2015/06/30	2015/07/02
69955	J P Morgan SP BV – HSI R Bull CBBC Feb 2016 H	2015/06/30	2015/07/02
69956	J P Morgan SP BV – CSOP A50 ETF R Bull CBBC Mar 2016 A	2015/06/30	2015/07/02
69957	J P Morgan SP BV – A50 China R Bull CBBC Mar 2016 A	2015/06/30	2015/07/02
69958	J P Morgan SP BV – HKEx R Bull CBBC Jun 2016 A	2015/06/30	2015/07/02

List of expired CBBC, 2015 (continued)

Code	CBBC	Last trading date	Delisted date
69961	J P Morgan SP BV – Ping An R Bull CBBC Mar 2016 A	2015/06/30	2015/07/02
69903	BNP Paribas Arbit Issu B.V. – HSI R Bull CBBC Jan 2016 O	2015/06/30	2015/07/02
69965	J P Morgan SP BV – China Life R Bull CBBC Jun 2016 A	2015/06/30	2015/07/02
69975	BNP Paribas Arbit Issu B.V. – HSI R Bull CBBC Feb 2016 Q	2015/06/30	2015/07/02
69976	BNP Paribas Arbit Issu B.V. – HSI R Bull CBBC Jan 2016 U	2015/06/30	2015/07/02
69960	J P Morgan SP BV – HKEx R Bull CBBC Jun 2016 B	2015/06/30	2015/07/02
69895	Credit Suisse AG – HSI R Bull CBBC Feb 2016 W	2015/06/30	2015/07/02
69847	SGA Societe Generale Acceptance N.V.-HSI R Bull CBBC Feb16 P	2015/06/30	2015/07/02
69857	Credit Suisse AG – CSOP A50 ETF R Bull CBBC Jan 2016 D	2015/06/30	2015/07/02
69825	HK Bank – HSI R Bull CBBC May 2016 C	2015/06/30	2015/07/02
69842	SGA Societe Generale Acceptance N.V.-HSI R Bull CBBC Feb16 O	2015/06/30	2015/07/02
69898	Credit Suisse AG – HSI R Bull CBBC Feb 2016 X	2015/06/30	2015/07/02
69824	HK Bank – HSI R Bull CBBC Jun 2016 J	2015/06/30	2015/07/02
69901	Credit Suisse AG – HSI R Bull CBBC Feb 2016 Y	2015/06/30	2015/07/02
69908	BNP Paribas Arbit Issu B.V. – HSCEI R Bull CBBC Nov 2015 D	2015/06/30	2015/07/02
69861	Credit Suisse AG – A50 China R Bull CBBC Jan 2016 D	2015/06/30	2015/07/02
69827	Standard Chartered Bank – Ping An R Bull CBBC Jan 2016 A	2015/06/30	2015/07/02
60075	Credit Suisse AG – HSCEI R Bull CBBC Nov 2015 J	2015/07/02	2015/07/03
60013	HK Bank – HSCEI R Bull CBBC Mar 2016 G	2015/07/02	2015/07/03
60027	SGA Societe Generale Acceptance N.V.-HSI R Bull CBBC Feb16 Q	2015/07/02	2015/07/03
60170	UBS AG – HSI R Bull CBBC Jan 2016 Q	2015/07/02	2015/07/03
69979	HK Bank – HSI R Bull CBBC Jul 2016 D	2015/07/02	2015/07/03
60106	BNP Paribas Arbit Issu B.V. – CC Bank R Bull CBBC Dec 2015 B	2015/07/02	2015/07/03
69981	HK Bank – CSOP A50 ETF R Bull CBBC Mar 2016 J	2015/07/02	2015/07/03
60093	Credit Suisse AG – HSI R Bull CBBC Jan 2016 Y	2015/07/02	2015/07/03
60147	UBS AG – HSI R Bull CBBC Mar 2016 C	2015/07/02	2015/07/03
60077	Credit Suisse AG – HSCEI R Bull CBBC Nov 2015 K	2015/07/02	2015/07/03
69983	HK Bank – A50 R Bull CBBC Mar 2016 I	2015/07/02	2015/07/03
60069	Standard Chartered Bank – HSI R Bull CBBC Oct 2015 Q	2015/07/02	2015/07/03
64809	Bank of East Asia – China Mobile R Bull CBBC Jul 2015 A	2015/07/02	2015/07/06
69985	HK Bank – HKEx R Bull CBBC Jul 2016 D	2015/07/02	2015/07/03
60184	Standard Chartered Bank – HSI R Bull CBBC Oct 2015 R	2015/07/02	2015/07/03
60189	J P Morgan SP BV – HSI R Bull CBBC Mar 2016 U	2015/07/02	2015/07/03
60192	J P Morgan SP BV – HSI R Bull CBBC Mar 2016 V	2015/07/02	2015/07/03
60196	Credit Suisse AG – HSI R Bull CBBC Jan 2016 A	2015/07/02	2015/07/03
60144	UBS AG – HSCEI R Bull CBBC Dec 2015 M	2015/07/02	2015/07/03
60169	UBS AG – HSI R Bull CBBC Mar 2016 D	2015/07/02	2015/07/03
69856	Credit Suisse AG – HKEx R Bull CBBC Dec 2015 F	2015/07/02	2015/07/03
60168	UBS AG – HSI R Bull CBBC Feb 2016 T	2015/07/02	2015/07/03
60047	Standard Chartered Bank – HSI R Bull CBBC Oct 2015 P	2015/07/02	2015/07/03
60197	BNP Paribas Arbit Issu B.V. – HSI R Bull CBBC Feb 2016 R	2015/07/02	2015/07/03
60088	Credit Suisse AG – HSI R Bull CBBC Jan 2016 X	2015/07/02	2015/07/03
61031	Credit Suisse AG – HKEx R Bull CBBC Oct 2015 C	2015/07/03	2015/07/06
66087	UBS AG – CSOP A50 ETF R Bull CBBC Jul 2015 A	2015/07/03	2015/07/07
60193	UBS AG – TCH R Bull CBBC Jul 2015 H	2015/07/03	2015/07/07
60277	Credit Suisse AG – HSI R Bull CBBC Mar 2016 K	2015/07/03	2015/07/06
60331	UBS AG – HSI R Bull CBBC Feb 2016 U	2015/07/03	2015/07/06
60312	SGA Societe Generale Acceptance N.V.-HSI R Bull CBBC Jan16 U	2015/07/03	2015/07/06
60349	UBS AG – HSI R Bull CBBC Feb 2016 F	2015/07/03	2015/07/06
60302	Standard Chartered Bank – HSI R Bull CBBC Oct 2015 S	2015/07/03	2015/07/06
60355	J P Morgan SP BV – HSI R Bull CBBC Mar 2016 W	2015/07/03	2015/07/06
63008	HK Bank – Ping An R Bull CBBC Apr 2016 D	2015/07/03	2015/07/06
60365	HK Bank – HKEx R Bull CBBC Jun 2016 D	2015/07/03	2015/07/06
69996	HK Bank – China Mobile R Bull CBBC Jul 2016 A	2015/07/03	2015/07/06
60300	Credit Suisse AG – HSI R Bull CBBC Mar 2016 L	2015/07/03	2015/07/06
60335	HK Bank – CAM CSI300 R Bull CBBC Jan 2016 B	2015/07/03	2015/07/06
60258	Credit Suisse AG – HSI R Bull CBBC Mar 2016 J	2015/07/03	2015/07/06
60243	HK Bank – TCH R Bull CBBC Apr 2016 B	2015/07/03	2015/07/06
60242	HK Bank – TCH R Bull CBBC Jul 2016 A	2015/07/03	2015/07/06
60235	HK Bank – Lenovo R Bull CBBC Sep 2016 B	2015/07/03	2015/07/06
60221	HK Bank – Ping An R Bull CBBC Apr 2016 I	2015/07/03	2015/07/06
60207	SGA Societe Generale Acceptance N.V.-HSI R Bull CBBC Jan16 Q	2015/07/03	2015/07/06
60334	UBS AG – HSI R Bull CBBC Jan 2016 X	2015/07/03	2015/07/06
66296	UBS AG – A50 China R Bull CBBC Jul 2015 A	2015/07/03	2015/07/07
65193	HK Bank – HKEx R Bull CBBC Feb 2016 D	2015/07/03	2015/07/06
68366	UBS AG – Geely Auto R Bull CBBC Jul 2015 A	2015/07/03	2015/07/07
69792	HK Bank – CKH R Bull CBBC Jul 2015 B	2015/07/03	2015/07/07
68605	HK Bank – TCH R Bull CBBC Jul 2015 G	2015/07/03	2015/07/07
69828	Standard Chartered Bank – CSOP A50 ETF R Bull CBBC Jan 2016A	2015/07/03	2015/07/06
67520	HK Bank – CKH R Bull CBBC Jul 2015 D	2015/07/03	2015/07/07
68622	HK Bank – China Mobile R Bull CBBC Jul 2015 A	2015/07/03	2015/07/07
64982	UBS AG – ABC R Bull CBBC Jul 2015 B	2015/07/03	2015/07/07
69879	HK Bank – China Mobile R Bull CBBC Jul 2015 E	2015/07/03	2015/07/07
69871	HK Bank – China Life R Bull CBBC Jul 2015 A	2015/07/03	2015/07/07
60199	J P Morgan SP BV – HSI R Bull CBBC Feb 2016 Q	2015/07/03	2015/07/06
69274	UBS AG – China Mobile R Bull CBBC Jul 2015 B	2015/07/03	2015/07/07
61817	HK Bank – CSOP A50 ETF R Bull CBBC Jul 2015 B	2015/07/03	2015/07/07
69964	J P Morgan SP BV – Ping An R Bull CBBC Mar 2016 B	2015/07/03	2015/07/06
61831	HK Bank – A50 R Bull CBBC Jul 2015 C	2015/07/03	2015/07/07
66751	HK Bank – TCH R Bull CBBC Jul 2015 B	2015/07/03	2015/07/07
62703	HK Bank – AIA R Bull CBBC Jul 2015 A	2015/07/03	2015/07/07
68518	HK Bank – HKEx R Bull CBBC Jun 2016 I	2015/07/03	2015/07/06
61013	Bank of East Asia – Lenovo R Bull CBBC Sep 2016 A	2015/07/06	2015/07/07
67648	Standard Chartered Bank – HSI R Bull CBBC Jul 2015 D	2015/07/06	2015/07/07
60958	Credit Suisse AG – A50 China R Bull CBBC Jan 2016 E	2015/07/06	2015/07/07
60998	Credit Suisse AG – A50 China R Bear CBBC Nov 2015 E	2015/07/06	2015/07/07
60803	SGA Societe Generale Acceptance N.V.- TCH R Bull CBBC Jan16B	2015/07/06	2015/07/07

List of expired CBBC, 2015 (continued)

Code	CBBC	Last trading date	Delisted date
67455	Credit Suisse AG – HSI R Bull CBBC Oct 2015 R	2015/07/06	2015/07/07
67206	HK Bank – TCH R Bull CBBC Jan 2016 C	2015/07/06	2015/07/07
69393	HK Bank – HSI R Bull CBBC Mar 2016 E	2015/07/06	2015/07/07
61007	Bank of East Asia – CSOP A50 ETF R Bull CBBC Mar 2016 B	2015/07/06	2015/07/07
67624	HK Bank – HSI R Bull CBBC Jan 2016 C	2015/07/06	2015/07/07
67612	BNP Paribas Arbit Issu B.V. – HSI R Bull CBBC Nov 2015 D	2015/07/06	2015/07/07
69379	UBS AG – HSI R Bull CBBC Oct 2015 Q	2015/07/06	2015/07/07
60943	J P Morgan SP BV – Tencent R Bull CBBC Jul 2016 A	2015/07/06	2015/07/07
69759	BNP Paribas Arbit Issu B.V. – Ping An R Bull CBBC Dec 2015 D	2015/07/06	2015/07/07
61015	Bank of East Asia – Haitong Sec R Bull CBBC May 2016 A	2015/07/06	2015/07/07
67460	Credit Suisse AG – HSI R Bull CBBC Oct 2015 S	2015/07/06	2015/07/07
67207	HK Bank – China Life R Bull CBBC Jan 2016 B	2015/07/06	2015/07/07
69087	Credit Suisse AG – HSI R Bull CBBC Apr 2016 B	2015/07/06	2015/07/07
62752	HK Bank – TCH R Bull CBBC Feb 2016 C	2015/07/06	2015/07/07
67216	SGA Societe Generale Acceptance N.V.-HSI R Bull CBBC Nov15 X	2015/07/06	2015/07/07
69088	Credit Suisse AG – HSI R Bull CBBC Apr 2016 C	2015/07/06	2015/07/07
68994	SGA Societe Generale Acceptance N.V.-HSI R Bull CBBC Dec15 P	2015/07/06	2015/07/07
68996	SGA Societe Generale Acceptance N.V.-HSI R Bull CBBC Jan16 E	2015/07/06	2015/07/07
63772	UBS AG – HSI R Bull CBBC Jan 2016 P	2015/07/06	2015/07/07
65083	UBS AG – TCH R Bull CBBC Aug 2016 A	2015/07/06	2015/07/07
61048	HK Bank – Lenovo R Bull CBBC Apr 2016 A	2015/07/06	2015/07/07
67429	J P Morgan SP BV – HSI R Bull CBBC Nov 2015 O	2015/07/06	2015/07/07
68152	BNP Paribas Arbit Issu B.V. – HSI R Bull CBBC Dec 2015 Z	2015/07/06	2015/07/07
65200	HK Bank – TCH R Bull CBBC Jan 2016 J	2015/07/06	2015/07/07
64743	Credit Suisse AG – HKEx R Bull CBBC Dec 2015 E	2015/07/06	2015/07/07
60656	UBS AG – HSI R Bull CBBC Feb 2016 V	2015/07/06	2015/07/07
60679	UBS AG – HSCEI R Bull CBBC Jan 2016 I	2015/07/06	2015/07/07
60706	UBS AG – HSI R Bull CBBC Mar 2016 E	2015/07/06	2015/07/07
60713	UBS AG – HSI R Bull CBBC Feb 2016 W	2015/07/06	2015/07/07
60737	J P Morgan SP BV – HSI R Bull CBBC Mar 2016 Y	2015/07/06	2015/07/07
68167	BNP Paribas Arbit Issu B.V. – HSI R Bull CBBC Dec 2015 D	2015/07/06	2015/07/07
68168	BNP Paribas Arbit Issu B.V. – HSI R Bull CBBC Dec 2015 E	2015/07/06	2015/07/07
67649	Standard Chartered Bank – HSI R Bull CBBC Jul 2015 E	2015/07/06	2015/07/07
68170	BNP Paribas Arbit Issu B.V. – HSI R Bull CBBC Nov 2015 F	2015/07/06	2015/07/07
69424	HK Bank – TCH R Bull CBBC Feb 2016 A	2015/07/06	2015/07/07
67439	Credit Suisse AG – HSI R Bull CBBC Oct 2015 Q	2015/07/06	2015/07/07
67677	Standard Chartered Bank – HSCEI R Bull CBBC Oct 2015 C	2015/07/06	2015/07/07
67195	HK Bank – HSCEI R Bull CBBC Jan 2016 A	2015/07/06	2015/07/07
68218	BNP Paribas Arbit Issu B.V. – HSCEI R Bull CBBC Dec 2015 F	2015/07/06	2015/07/07
60846	J P Morgan SP BV – CSOP A50 ETF R Bull CBBC Mar 2016 B	2015/07/06	2015/07/07
68930	Credit Suisse AG – HS H-SH ETF R Bull CBBC Jan 2016 B	2015/07/06	2015/07/07
68988	SGA Societe Generale Acceptance N.V.-HSI R Bull CBBC Jan16 D	2015/07/06	2015/07/07
60928	J P Morgan SP BV – Ping An R Bull CBBC Mar 2016 C	2015/07/06	2015/07/07
62751	HK Bank – China Mobile R Bull CBBC Feb 2016 B	2015/07/06	2015/07/07
60942	J P Morgan SP BV – Ping An R Bull CBBC May 2016 A	2015/07/06	2015/07/07
61348	SGA Societe Generale Acceptance N.V.-HKEx R Bull CBBC Feb16C	2015/07/06	2015/07/07
67191	HK Bank – HSI R Bull CBBC Dec 2015 C	2015/07/06	2015/07/07
68530	Credit Suisse AG – HSI R Bull CBBC Nov 2015 F	2015/07/06	2015/07/07
69343	Credit Suisse AG – HSI R Bull CBBC Oct 2015 T	2015/07/06	2015/07/07
67578	UBS AG – HSI R Bull CBBC Nov 2015 G	2015/07/06	2015/07/07
67576	UBS AG – HSI R Bull CBBC Dec 2015 B	2015/07/06	2015/07/07
67446	HK Bank – Lenovo R Bull CBBC Aug 2015 A	2015/07/06	2015/07/07
60369	HK Bank – China Mobile R Bull CBBC Nov 2015 B	2015/07/06	2015/07/07
65164	Bank of East Asia – TCH R Bull CBBC Apr 2016 B	2015/07/06	2015/07/07
67474	UBS AG – HSI R Bull CBBC Oct 2015 L	2015/07/06	2015/07/07
68702	J P Morgan SP BV – HSI R Bull CBBC Jan 2016 B	2015/07/06	2015/07/07
67567	UBS AG – HSI R Bull CBBC Oct 2015 M	2015/07/06	2015/07/07
68536	Credit Suisse AG – HSI R Bull CBBC Nov 2015 H	2015/07/06	2015/07/07
67702	Credit Suisse AG – China Mobile R Bull CBBC Nov 2015 B	2015/07/06	2015/07/07
60250	SGA Societe Generale Acceptance N.V.-CMob R Bull CBBC Sep15B	2015/07/06	2015/07/07
67428	J P Morgan SP BV – HSI R Bull CBBC Dec 2015 S	2015/07/06	2015/07/07
61173	Standard Chartered Bank – Ping An R Bull CBBC Dec 2015 B	2015/07/06	2015/07/07
67546	SGA Societe Generale Acceptance N.V.-HSI R Bull CBBC Nov15 Y	2015/07/06	2015/07/07
67545	SGA Societe Generale Acceptance N.V.-HSI R Bull CBBC Dec15 K	2015/07/06	2015/07/07
60999	HK Bank – HKEx R Bull CBBC Feb 2016 B	2015/07/06	2015/07/07
67499	UBS AG – HSCEI R Bull CBBC Sep 2015 J	2015/07/06	2015/07/07
69271	J P Morgan SP BV – HSI R Bull CBBC Feb 2016 G	2015/07/06	2015/07/07
69270	J P Morgan SP BV – HSI R Bull CBBC Feb 2016 F	2015/07/06	2015/07/07
60914	Standard Chartered Bank – GCL-Poly Energy R Bull CBBC Nov15B	2015/07/06	2015/07/07
68532	Credit Suisse AG – HSI R Bull CBBC Nov 2015 G	2015/07/06	2015/07/07
61136	HK Bank – Ping An R Bull CBBC Apr 2016 A	2015/07/06	2015/07/07
67424	BNP Paribas Arbit Issu B.V. – HSI R Bull CBBC Nov 2015 N	2015/07/06	2015/07/07
62972	HK Bank – SHK Ppt R Bull CBBC Jun 2016 A	2015/07/06	2015/07/07
64019	Bank of East Asia – HKEx R Bull CBBC Mar 2016 B	2015/07/06	2015/07/07
68730	UBS AG – HSI R Bull CBBC Dec 2015 D	2015/07/06	2015/07/07
67423	SGA Societe Generale Acceptance N.V.-HSI R Bull CBBC Dec15 J	2015/07/06	2015/07/07
69295	BNP Paribas Arbit Issu B.V. – TCH R Bull CBBC Dec 2015 C	2015/07/06	2015/07/07
61046	HK Bank – China Shenhua R Bull CBBC Apr 2016 A	2015/07/06	2015/07/07
68746	UBS AG – HSI R Bull CBBC Dec 2015 E	2015/07/06	2015/07/07
67327	UBS AG – TCH R Bull CBBC Oct 2015 B	2015/07/06	2015/07/07
68739	UBS AG – HSI R Bull CBBC Nov 2015 K	2015/07/06	2015/07/07
69567	UBS AG – HSCEI R Bull CBBC Dec 2015 F	2015/07/06	2015/07/07
60538	J P Morgan SP BV – Tencent R Bull CBBC Jul 2015 B	2015/07/06	2015/07/08
68185	SGA Societe Generale Acceptance NV -HSCEI R Bull CBBC Jan16F	2015/07/06	2015/07/07
67605	J P Morgan SP BV – HSI R Bull CBBC Oct 2015 S	2015/07/06	2015/07/07
67604	J P Morgan SP BV – HSI R Bull CBBC Dec 2015 U	2015/07/06	2015/07/07
64039	UBS AG – HKEx R Bull CBBC Oct 2015 E	2015/07/06	2015/07/07

List of expired CBBC, 2015 (continued)

Code	CBBC	Last trading date	Delisted date
67602	Credit Suisse AG – HSI R Bull CBBC Nov 2015 E	2015/07/06	2015/07/07
61350	SGA Societe Generale Acceptance N.V.-HKEx R Bull CBBC Jan16C	2015/07/06	2015/07/07
67595	Credit Suisse AG – HSI R Bull CBBC Nov 2015 D	2015/07/06	2015/07/07
66320	UBS AG – HSCEI R Bull CBBC Sep 2015 I	2015/07/06	2015/07/07
67466	J P Morgan SP BV – HSCEI R Bull CBBC Oct 2015 A	2015/07/06	2015/07/07
69317	HK Bank – HSCEI R Bull CBBC Jun 2016 B	2015/07/06	2015/07/07
69935	HK Bank – HKEx R Bull CBBC Jun 2016 B	2015/07/06	2015/07/07
67472	UBS AG – HSI R Bull CBBC Nov 2015 E	2015/07/06	2015/07/07
65192	HK Bank – HSI R Bull CBBC Jun 2016 B	2015/07/06	2015/07/07
69369	HK Bank – HSI R Bull CBBC Apr 2016 N	2015/07/06	2015/07/07
68525	SGA Societe Generale Acceptance N.V.- TCH R Bull CBBC Nov15E	2015/07/06	2015/07/07
64666	UBS AG – China Mobile R Bull CBBC Oct 2015 E	2015/07/06	2015/07/07
68704	J P Morgan SP BV – HSI R Bull CBBC Feb 2016 A	2015/07/06	2015/07/07
64882	HK Bank – TCH R Bull CBBC Jun 2016 A	2015/07/06	2015/07/07
63483	Bank of East Asia – COVS R Bull CBBC Apr 2016 B	2015/07/06	2015/07/07
60428	J P Morgan SP BV – HSI R Bull CBBC Jan 2016 N	2015/07/06	2015/07/07
67913	BNP Paribas Arbit Issu B.V. – HSI R Bull CBBC Nov 2015 I	2015/07/06	2015/07/07
67946	HK Bank – HSI R Bull CBBC Mar 2016 A	2015/07/06	2015/07/07
64554	Credit Suisse AG – China Life R Bull CBBC Dec 2015 A	2015/07/06	2015/07/07
67949	HK Bank – TCH R Bull CBBC Jan 2016 D	2015/07/06	2015/07/07
63019	HK Bank – CITIC Sec R Bull CBBC Oct 2015 A	2015/07/06	2015/07/07
63022	HK Bank – Haitong Sec R Bull CBBC Nov 2015 A	2015/07/06	2015/07/07
63516	HK Bank – HKEx R Bull CBBC Jan 2016 G	2015/07/06	2015/07/07
63078	Standard Chartered Bank – CUni R Bull CBBC Sep 2015 A	2015/07/06	2015/07/07
66979	Credit Suisse AG – TCH R Bull CBBC Oct 2015 C	2015/07/06	2015/07/07
68300	HK Bank – HS H-SH ETF R Bull CBBC Sep 2016 A	2015/07/06	2015/07/07
63619	HK Bank – TCH R Bull CBBC Feb 2016 D	2015/07/06	2015/07/07
67941	J P Morgan SP BV – HSCEI R Bull CBBC Nov 2015 B	2015/07/06	2015/07/07
66999	SGA Societe Generale Acceptance NV -HSCEI R Bull CBBC Dec15B	2015/07/06	2015/07/07
64541	SGA Societe Generale Acceptance N.V.-HKEx R Bull CBBC Jan16D	2015/07/06	2015/07/07
67898	UBS AG – HSI R Bull CBBC Oct 2015 N	2015/07/06	2015/07/07
63822	Macquarie Bank Ltd. – HSI R Bull CBBC Aug 2015 I	2015/07/06	2015/07/07
68290	HK Bank – HSI R Bull CBBC Jul 2016 B	2015/07/06	2015/07/07
67970	SGA Societe Generale Acceptance N.V.-HSI R Bull CBBC Nov15 Z	2015/07/06	2015/07/07
60399	HK Bank – CITIC Sec R Bull CBBC Jul 2016 A	2015/07/06	2015/07/07
60401	HK Bank – CC Bank R Bull CBBC Sep 2016 E	2015/07/06	2015/07/07
60655	UBS AG – HSI R Bull CBBC Feb 2016 R	2015/07/06	2015/07/07
67881	UBS AG – HSI R Bull CBBC Nov 2015 H	2015/07/06	2015/07/07
66701	HK Bank – Lenovo R Bull CBBC Aug 2016 B	2015/07/06	2015/07/07
60405	BNP Paribas Arbit Issu B.V. – HSI R Bull CBBC Feb 2016 S	2015/07/06	2015/07/07
60412	BNP Paribas Arbit Issu B.V. – HSI R Bull CBBC Jan 2016 P	2015/07/06	2015/07/07
60424	SGA Societe Generale Acceptance N.V.-HSI R Bull CBBC Jan 16V	2015/07/06	2015/07/07
60129	HK Bank – TCH R Bull CBBC Dec 2015 M	2015/07/06	2015/07/07
68559	HK Bank – Lenovo R Bull CBBC Sep 2016 A	2015/07/06	2015/07/07
69938	HK Bank – BOCL R Bull CBBC Aug 2016 A	2015/07/06	2015/07/07
69930	HK Bank – HKEx R Bull CBBC Jun 2016 A	2015/07/06	2015/07/07
64268	HK Bank – HKEx R Bull CBBC Jul 2016 B	2015/07/06	2015/07/07
64267	HK Bank – TCH R Bull CBBC Feb 2016 E	2015/07/06	2015/07/07
69940	HK Bank – ABC R Bull CBBC Aug 2016 A	2015/07/06	2015/07/07
69945	HK Bank – Ping An R Bull CBBC Oct 2016 A	2015/07/06	2015/07/07
68938	HK Bank – PetCh R Bull CBBC Jan 2016 D	2015/07/06	2015/07/07
63064	Bank of East Asia – GCL-Poly Energy R Bull CBBC Jun 2016 A	2015/07/06	2015/07/07
68534	HK Bank – HSI R Bull CBBC Apr 2016 L	2015/07/06	2015/07/07
68351	Credit Suisse AG – HSI R Bull CBBC Mar 2016 D	2015/07/06	2015/07/07
64351	UBS AG – HSI R Bull CBBC Dec 2015 N	2015/07/06	2015/07/07
68535	HK Bank – HSI R Bull CBBC Jun 2016 G	2015/07/06	2015/07/07
67945	HK Bank – HSCEI R Bull CBBC Nov 2015 D	2015/07/06	2015/07/07
69977	HK Bank – TCH R Bull CBBC Jun 2016 C	2015/07/06	2015/07/07
64586	J P Morgan SP BV – HSI R Bull CBBC Mar 2016 D	2015/07/06	2015/07/07
67929	J P Morgan SP BV – HSI R Bull CBBC Dec 2015 V	2015/07/06	2015/07/07
67934	J P Morgan SP BV – HSI R Bull CBBC Nov 2015 Q	2015/07/06	2015/07/07
67935	J P Morgan SP BV – HSI R Bull CBBC Nov 2015 R	2015/07/06	2015/07/07
66932	Credit Suisse AG – HSCEI R Bull CBBC Oct 2015 C	2015/07/06	2015/07/07
60002	Standard Chartered Bank – HKEx R Bull CBBC Dec 2015 A	2015/07/06	2015/07/07
66934	Credit Suisse AG – HSCEI R Bull CBBC Oct 2015 D	2015/07/06	2015/07/07
60213	HK Bank – PetCh R Bull CBBC Jul 2016 A	2015/07/06	2015/07/07
67914	BNP Paribas Arbit Issu B.V. – HSI R Bull CBBC Nov 2015 E	2015/07/06	2015/07/07
68942	HK Bank – TCH R Bull CBBC Jan 2016 E	2015/07/06	2015/07/07
64519	Credit Suisse AG – HSI R Bull CBBC Dec 2015 R	2015/07/06	2015/07/07
60245	HK Bank – TCH R Bull CBBC Apr 2016 C	2015/07/06	2015/07/07
64531	SGA Societe Generale Acceptance N.V.-HKEx R Bull CBBC Feb16D	2015/07/06	2015/07/07
68545	HK Bank – HSI R Bull CBBC Jul 2016 C	2015/07/06	2015/07/07
68691	Bank of East Asia – CITIC Sec R Bull CBBC Feb 2016 B	2015/07/06	2015/07/07
68095	Standard Chartered Bank – TCH R Bull CBBC Dec 2015 A	2015/07/06	2015/07/07
68104	SGA Societe Generale Acceptance N.V.-HSI R Bull CBBC Dec15 M	2015/07/06	2015/07/07
68105	SGA Societe Generale Acceptance N.V.-HSI R Bull CBBC Jan16 A	2015/07/06	2015/07/07
60431	Credit Suisse AG – HSI R Bull CBBC Mar 2016 M	2015/07/06	2015/07/07
60615	Credit Suisse AG – HSI R Bull CBBC Mar 2016 P	2015/07/06	2015/07/07
67886	UBS AG – HSI R Bull CBBC Nov 2015 I	2015/07/06	2015/07/07
69624	HK Bank – Ping An R Bull CBBC Feb 2016 A	2015/07/06	2015/07/07
67082	UBS AG – HSI R Bull CBBC Dec 2015 A	2015/07/06	2015/07/07
61686	Bank of East Asia – GCL-Poly Energy R Bull CBBC Dec 2016 C	2015/07/06	2015/07/07
68689	Bank of East Asia – HS H-SH ETF R Bull CBBC Jun 2016 A	2015/07/06	2015/07/07
67770	SGA Societe Generale Acceptance N.V.-HSI R Bull CBBC Dec15 L	2015/07/06	2015/07/07
61651	HK Bank – GCL-Poly Energy R Bull CBBC Jun 2016 A	2015/07/06	2015/07/07
63704	BNP Paribas Arbit Issu B.V. – HSCEI R Bull CBBC Dec 2015 R	2015/07/06	2015/07/07
67104	BNP Paribas Arbit Issu B.V. – HSI R Bull CBBC Nov 2015 M	2015/07/06	2015/07/07

List of expired CBBC, 2015 (continued)

Code	CBBC	Last trading date	Delisted date
67069	J P Morgan SP BV – HSI R Bull CBBC Oct 2015 R	2015/07/06	2015/07/07
68141	Standard Chartered Bank – HSI R Bull CBBC Jul 2015 L	2015/07/06	2015/07/07
63945	HK Bank – HSI R Bull CBBC Jun 2016 A	2015/07/06	2015/07/07
68694	Bank of East Asia – BOCL R Bull CBBC May 2016 A	2015/07/06	2015/07/07
68888	HK Bank – HSI R Bull CBBC Jan 2016 D	2015/07/06	2015/07/07
67139	HK Bank – Haitong Sec R Bull CBBC Jan 2016 A	2015/07/06	2015/07/07
68880	J P Morgan SP BV – Tencent R Bull CBBC Aug 2015 B	2015/07/06	2015/07/07
67746	Credit Suisse AG – HSCEI R Bull CBBC Nov 2015 A	2015/07/06	2015/07/07
61183	SGA Societe Generale Acceptance NV-Lenovo R Bull CBBC Dec15A	2015/07/06	2015/07/07
63955	HK Bank – HKEx R Bull CBBC Jul 2016 A	2015/07/06	2015/07/07
60592	Credit Suisse AG – TCH R Bull CBBC Nov 2015 B	2015/07/06	2015/07/07
67740	Credit Suisse AG – HSCEI R Bull CBBC Sep 2015 F	2015/07/06	2015/07/07
69597	UBS AG – HSI R Bull CBBC Nov 2015 R	2015/07/06	2015/07/07
60645	UBS AG – HSI R Bull CBBC Feb 2016 M	2015/07/06	2015/07/07
69621	HK Bank – Ping An R Bull CBBC Jan 2016 D	2015/07/06	2015/07/07
60506	Standard Chartered Bank – HSI R Bull CBBC Oct 2015 T	2015/07/06	2015/07/07
67040	SGA Societe Generale Acceptance N.V.-HSI R Bull CBBC Dec15 H	2015/07/06	2015/07/07
69741	Credit Suisse AG – HKEx R Bull CBBC Nov 2015 B	2015/07/06	2015/07/07
60237	UBS AG – Ping An R Bull CBBC Aug 2016 A	2015/07/06	2015/07/07
60240	UBS AG – HSBC R Bull CBBC Jun 2016 B	2015/07/06	2015/07/07
60436	Credit Suisse AG – HSI R Bull CBBC Mar 2016 N	2015/07/06	2015/07/07
60451	Credit Suisse AG – HSI R Bull CBBC Mar 2016 O	2015/07/06	2015/07/07
67848	Standard Chartered Bank – HSI R Bull CBBC Jul 2015 J	2015/07/06	2015/07/07
67839	Credit Suisse AG – HSI R Bull CBBC Sep 2015 H	2015/07/06	2015/07/07
60636	Credit Suisse AG – HSI R Bull CBBC Mar 2016 Q	2015/07/06	2015/07/07
60481	SGA Societe Generale Acceptance N.V.-HSI R Bull CBBC Jan 16W	2015/07/06	2015/07/07
67067	Credit Suisse AG – HSI R Bull CBBC Sep 2015 V	2015/07/06	2015/07/07
60513	Standard Chartered Bank – HSI R Bull CBBC Oct 2015 U	2015/07/06	2015/07/07
60536	J P Morgan SP BV – HSCEI R Bull CBBC Dec 2015 G	2015/07/06	2015/07/07
68684	Bank of East Asia – Tracker Fund R Bull CBBC Apr 2016 A	2015/07/06	2015/07/07
60550	BNP Paribas Arbit Issu B.V. – HSI R Bull CBBC Jan 2016 Q	2015/07/06	2015/07/07
60545	BNP Paribas Arbit Issu B.V. – HSI R Bull CBBC Feb 2016 T	2015/07/06	2015/07/07
67832	Credit Suisse AG – HSI R Bull CBBC Sep 2015 S	2015/07/06	2015/07/07
60532	J P Morgan SP BV – HSI R Bull CBBC Mar 2016 X	2015/07/06	2015/07/07
60332	SGA Societe Generale Acceptance NV-PingAn R Bull CBBC Feb16A	2015/07/06	2015/07/07
69718	Credit Suisse AG – Ping An R Bull CBBC Nov 2015 A	2015/07/06	2015/07/07
60515	Standard Chartered Bank – HSI R Bull CBBC Oct 2015 V	2015/07/06	2015/07/07
67817	Credit Suisse AG – HSI R Bull CBBC Sep 2015 U	2015/07/06	2015/07/07
61863	HK Bank – CPIC R Bull CBBC Aug 2015 A	2015/07/06	2015/07/07
61505	UBS AG – HSCEI R Bull CBBC Feb 2016 H	2015/07/07	2015/07/08
61482	UBS AG – HSI R Bull CBBC Mar 2016 G	2015/07/07	2015/07/08
61497	UBS AG – HSI R Bull CBBC Feb 2016 A	2015/07/07	2015/07/08
67932	BNP Paribas Arbit Issu B.V. – Ch Mob R Bull CBBC Dec 2015 A	2015/07/07	2015/07/08
61500	UBS AG – HSI R Bull CBBC Mar 2016 H	2015/07/07	2015/07/08
61502	UBS AG – HSCEI R Bull CBBC Mar 2016 C	2015/07/07	2015/07/08
67213	HK Bank – CAM CSI300 R Bull CBBC Apr 2016 A	2015/07/07	2015/07/08
68844	J P Morgan SP BV – Ping An R Bull CBBC Oct 2015 B	2015/07/07	2015/07/08
65564	UBS AG – China Life R Bull CBBC Jan 2016 A	2015/07/07	2015/07/08
60551	J P Morgan SP BV – Tencent R Bull CBBC Jul 2015 C	2015/07/07	2015/07/09
64552	Credit Suisse AG – Ping An R Bull CBBC Dec 2015 F	2015/07/07	2015/07/08
66848	UBS AG – HSCEI R Bull CBBC Oct 2015 D	2015/07/07	2015/07/08
61615	UBS AG – HSI R Bull CBBC Feb 2016 D	2015/07/07	2015/07/08
66333	HK Bank – Ping An R Bull CBBC Dec 2015 K	2015/07/07	2015/07/08
67194	HK Bank – HSCEI R Bull CBBC Dec 2015 C	2015/07/07	2015/07/08
61594	UBS AG – HSI R Bull CBBC Mar 2016 I	2015/07/07	2015/07/08
69323	HK Bank – HSCEI R Bull CBBC Jul 2016 A	2015/07/07	2015/07/08
61473	UBS AG – HSCEI R Bull CBBC Jan 2016 J	2015/07/07	2015/07/08
67750	Credit Suisse AG – HSCEI R Bull CBBC Nov 2015 B	2015/07/07	2015/07/08
61060	Credit Suisse AG – HSI R Bull CBBC Feb 2016 Z	2015/07/07	2015/07/08
61066	Credit Suisse AG – HSI R Bull CBBC Feb 2016 C	2015/07/07	2015/07/08
61072	Credit Suisse AG – HSI R Bull CBBC Feb 2016 A	2015/07/07	2015/07/08
61073	Credit Suisse AG – HSI R Bull CBBC Feb 2016 B	2015/07/07	2015/07/08
61074	Credit Suisse AG – HSI R Bull CBBC Feb 2016 D	2015/07/07	2015/07/08
61248	SGA Societe Generale Acceptance N.V.-HSI R Bull CBBC Feb16 V	2015/07/07	2015/07/08
61078	BNP Paribas Arbit Issu B.V. – HSI R Bull CBBC Jan 2016 A	2015/07/07	2015/07/08
60209	HK Bank – Sinopec Corp R Bull CBBC Jul 2016 B	2015/07/07	2015/07/08
61089	Standard Chartered Bank – HSI R Bull CBBC Oct 2015 X	2015/07/07	2015/07/08
61097	J P Morgan SP BV – HSI R Bull CBBC Mar 2016 Z	2015/07/07	2015/07/08
61156	Credit Suisse AG – HSCEI R Bull CBBC Dec 2015 N	2015/07/07	2015/07/08
61229	Credit Suisse AG – TCH R Bull CBBC Jan 2016 A	2015/07/07	2015/07/08
61234	Credit Suisse AG – Ping An R Bull CBBC Jan 2016 C	2015/07/07	2015/07/08
61241	SGA Societe Generale Acceptance N.V.-HSI R Bull CBBC Feb16 U	2015/07/07	2015/07/08
61077	BNP Paribas Arbit Issu B.V. – HSI R Bull CBBC Jan 2016 V	2015/07/07	2015/07/08
62694	Bank of East Asia – Haitong Sec R Bull CBBC Dec 2015 A	2015/07/07	2015/07/08
60324	SGA Societe Generale Acceptance NV-PingAn R Bull CBBC Mar16A	2015/07/07	2015/07/08
61869	HK Bank – CITIC Sec R Bull CBBC Aug 2015 A	2015/07/07	2015/07/08
67951	HK Bank – Minsheng Bank R Bull CBBC Jan 2016 A	2015/07/07	2015/07/08
61871	HK Bank – Haitong Sec R Bull CBBC Sep 2015 A	2015/07/07	2015/07/08
65194	HK Bank – HKEx R Bull CBBC Feb 2016 E	2015/07/07	2015/07/08
62696	Bank of East Asia – CITIC Sec R Bull CBBC Nov 2015 A	2015/07/07	2015/07/08
61059	SGA Societe Generale Acceptance N.V.-HSI R Bull CBBC Feb16 T	2015/07/07	2015/07/08
65357	HK Bank – China Mobile R Bull CBBC Jan 2016 D	2015/07/07	2015/07/08
61042	SGA Societe Generale Acceptance N.V.-HSI R Bull CBBC Feb16 S	2015/07/07	2015/07/08
63733	Credit Suisse AG – China Mobile R Bull CBBC Sep 2015 B	2015/07/07	2015/07/08
61016	J P Morgan SP BV – HSI R Bull CBBC Jan 2016 O	2015/07/07	2015/07/08
61022	J P Morgan SP BV – HSI R Bull CBBC Feb 2016 J	2015/07/07	2015/07/08
61024	SGA Societe Generale Acceptance N.V.-HSI R Bull CBBC Feb16 R	2015/07/07	2015/07/08

List of expired CBBC, 2015 (continued)

Code	CBBC	Last trading date	Delisted date
61025	SGA Societe Generale Acceptance N.V.-HSI R Bull CBBC Jan16 X	2015/07/07	2015/07/08
61088	Standard Chartered Bank – HSI R Bull CBBC Oct 2015 W	2015/07/07	2015/07/08
61467	UBS AG – HSCEI R Bull CBBC Feb 2016 G	2015/07/07	2015/07/08
61320	BNP Paribas Arbit Issu B.V. – HSI R Bull CBBC Jan 2016 B	2015/07/07	2015/07/08
61411	Credit Suisse AG – HSI R Bull CBBC Feb 2016 E	2015/07/07	2015/07/08
61419	Credit Suisse AG – HSI R Bull CBBC Feb 2016 F	2015/07/07	2015/07/08
61426	Credit Suisse AG – HSI R Bull CBBC Feb 2016 G	2015/07/07	2015/07/08
61058	UBS AG – Ping An R Bull CBBC Aug 2016 B	2015/07/07	2015/07/08
61253	SGA Societe Generale Acceptance N.V.-HSI R Bull CBBC Jan16 P	2015/07/07	2015/07/08
62047	Credit Suisse AG – Haitong Sec R Bull CBBC Jul 2015 A	2015/07/07	2015/07/08
62048	Credit Suisse AG – Haitong Sec R Bull CBBC Jul 2015 B	2015/07/07	2015/07/08
63020	Bank of East Asia – CM Bank R Bull CBBC Mar 2016 A	2015/07/07	2015/07/08
61366	BNP Paribas Arbit Issu B.V. – HKEx R Bull CBBC Dec 2015 E	2015/07/07	2015/07/08
62049	Credit Suisse AG – CITIC Sec R Bull CBBC Jul 2015 A	2015/07/07	2015/07/08
61321	BNP Paribas Arbit Issu B.V. – HSI R Bull CBBC Jan 2016 L	2015/07/07	2015/07/08
66251	BNP Paribas Arbit Issu B.V. – HSCEI R Bull CBBC Dec 2015 E	2015/07/07	2015/07/08
62135	UBS AG – CITIC Sec R Bull CBBC Aug 2015 A	2015/07/07	2015/07/08
61267	SGA Societe Generale Acceptance N.V.-HSI R Bull CBBC Feb16 X	2015/07/07	2015/07/08
61461	UBS AG – HSI R Bull CBBC Feb 2016 X	2015/07/07	2015/07/08
61256	SGA Societe Generale Acceptance N.V.-HSI R Bull CBBC Feb16 W	2015/07/07	2015/07/08
61264	SGA Societe Generale Acceptance N.V.-HSI R Bull CBBC Jan16 R	2015/07/07	2015/07/08
61293	Standard Chartered Bank – HSI R Bull CBBC Oct 2015 Y	2015/07/07	2015/07/08
62137	UBS AG – Haitong Sec R Bull CBBC Aug 2015 A	2015/07/07	2015/07/08
61318	Standard Chartered Bank – HSI R Bull CBBC Oct 2015 Z	2015/07/07	2015/07/08
61459	UBS AG – HSI R Bull CBBC Mar 2016 F	2015/07/07	2015/07/08
63620	HK Bank – BOCL R Bull CBBC Aug 2016 C	2015/07/08	2015/07/09
68251	SGA Societe Generale Acceptance N.V.-HSI R Bull CBBC Sep15 C	2015/07/08	2015/07/09
66438	HK Bank – CSOP A50 ETF R Bull CBBC Mar 2016 A	2015/07/08	2015/07/09
66705	J P Morgan SP BV – HSI R Bull CBBC Oct 2015 Q	2015/07/08	2015/07/09
66513	J P Morgan SP BV – HSI R Bull CBBC Dec 2015 L	2015/07/08	2015/07/09
68231	SGA Societe Generale Acceptance NV -HSCEI R Bull CBBC Oct15A	2015/07/08	2015/07/09
66716	UBS AG – Ping An R Bull CBBC Dec 2015 A	2015/07/08	2015/07/09
67382	J P Morgan SP BV – HSI R Bull CBBC Aug 2015 J	2015/07/08	2015/07/09
67506	J P Morgan SP BV – HSI R Bull CBBC Jul 2015 M	2015/07/08	2015/07/09
68232	SGA Societe Generale Acceptance NV -HSCEI R Bull CBBC Sep15A	2015/07/08	2015/07/09
68176	J P Morgan SP BV – HSI R Bull CBBC Aug 2015 N	2015/07/08	2015/07/09
67431	J P Morgan SP BV – HSI R Bull CBBC Jul 2015 H	2015/07/08	2015/07/09
66502	Credit Suisse AG – HSI R Bull CBBC Aug 2015 V	2015/07/08	2015/07/09
66503	Credit Suisse AG – HSI R Bull CBBC Aug 2015 W	2015/07/08	2015/07/09
68448	J P Morgan SP BV – HSI R Bull CBBC Jul 2015 S	2015/07/08	2015/07/09
66715	BNP Paribas Arbit Issu B.V. – HSI R Bull CBBC Nov 2015 K	2015/07/08	2015/07/09
67484	BNP Paribas Arbit Issu B.V. – HSI R Bull CBBC Dec 2015 Y	2015/07/08	2015/07/09
68381	UBS AG – HSI R Bull CBBC Aug 2015 M	2015/07/08	2015/07/09
66459	HK Bank – HSI R Bull CBBC Dec 2015 B	2015/07/08	2015/07/09
68368	Credit Suisse AG – HSI R Bull CBBC Jul 2015 T	2015/07/08	2015/07/09
68367	Credit Suisse AG – HSI R Bull CBBC Jul 2015 K	2015/07/08	2015/07/09
66452	HK Bank – A50 R Bull CBBC Mar 2016 B	2015/07/08	2015/07/09
68363	BNP Paribas Arbit Issu B.V. – HSI R Bull CBBC Dec 2015 I	2015/07/08	2015/07/09
66734	UBS AG – HSI R Bull CBBC Oct 2015 K	2015/07/08	2015/07/09
66745	Credit Suisse AG – HSI R Bull CBBC Jul 2015 Q	2015/07/08	2015/07/09
66704	J P Morgan SP BV – HSI R Bull CBBC Oct 2015 P	2015/07/08	2015/07/09
68356	J P Morgan SP BV – HSI R Bull CBBC Aug 2015 O	2015/07/08	2015/07/09
66746	Credit Suisse AG – HSI R Bull CBBC Jul 2015 V	2015/07/08	2015/07/09
66473	HK Bank – Ping An R Bull CBBC Dec 2015 J	2015/07/08	2015/07/09
67435	SGA Societe Generale Acceptance N.V.-HSI R Bull CBBC Jul 15O	2015/07/08	2015/07/09
66463	HK Bank – HSI R Bull CBBC Jan 2016 B	2015/07/08	2015/07/09
66465	HK Bank – HSI R Bull CBBC Nov 2015 M	2015/07/08	2015/07/09
67459	Credit Suisse AG – HSI R Bull CBBC Aug 2015 Q	2015/07/08	2015/07/09
68413	SGA Societe Generale Acceptance N.V.-HSI R Bull CBBC Oct15 A	2015/07/08	2015/07/09
68476	Bank of East Asia – China Life R Bull CBBC Sep 2015 B	2015/07/08	2015/07/09
68309	SGA Societe Generale Acceptance N.V.-BOCL R Bull CBBC Nov15A	2015/07/08	2015/07/09
66729	J P Morgan SP BV – HSI R Bull CBBC Nov 2015 L	2015/07/08	2015/07/09
66728	J P Morgan SP BV – HSI R Bull CBBC Dec 2015 P	2015/07/08	2015/07/09
66717	SGA Societe Generale Acceptance N.V.-HSI R Bull CBBC Nov 15V	2015/07/08	2015/07/09
68362	BNP Paribas Arbit Issu B.V. – HSI R Bull CBBC Dec 2015 H	2015/07/08	2015/07/09
66267	UBS AG – HSI R Bull CBBC Jul 2015 X	2015/07/08	2015/07/09
66386	SGA Societe Generale Acceptance N.V.-HSI R Bull CBBC Nov15 U	2015/07/08	2015/07/09
67396	HK Bank – HSI R Bull CBBC Sep 2015 G	2015/07/08	2015/07/09
66170	HK Bank – CSOP A50 ETF R Bull CBBC Jan 2016 X	2015/07/08	2015/07/09
66385	UBS AG – HSI R Bull CBBC Aug 2015 B	2015/07/08	2015/07/09
66379	Credit Suisse AG – HSI R Bull CBBC Sep 2015 O	2015/07/08	2015/07/09
66191	Credit Suisse AG – HSI R Bull CBBC Sep 2015 N	2015/07/08	2015/07/09
66223	SGA Societe Generale Acceptance N.V.-HSI R Bull CBBC Dec15 F	2015/07/08	2015/07/09
67397	HK Bank – HSI R Bull CBBC Aug 2015 P	2015/07/08	2015/07/09
67874	UBS AG – China Life R Bull CBBC Dec 2015 A	2015/07/08	2015/07/09
66269	UBS AG – HSI R Bull CBBC Sep 2015 T	2015/07/08	2015/07/09
66598	Credit Suisse AG – CSOP A50 ETF R Bull CBBC Sep 2015 B	2015/07/08	2015/07/09
67858	SGA Societe Generale Acceptance N.V.-ICBC R Bull CBBC Jan16A	2015/07/08	2015/07/09
67717	HK Bank – BOCL R Bull CBBC Nov 2015 A	2015/07/08	2015/07/09
67850	SGA Societe Generale Acceptance N.V.-CMBC R Bull CBBC Dec15A	2015/07/08	2015/07/09
66266	UBS AG – HSI R Bull CBBC Aug 2015 V	2015/07/08	2015/07/09
66228	BNP Paribas Arbit Issu B.V. – HSI R Bull CBBC Nov 2015 C	2015/07/08	2015/07/09
67829	UBS AG – HSI R Bull CBBC Jul 2015 Q	2015/07/08	2015/07/09
62960	Bank of East Asia – Sinopec Corp R Bull CBBC Feb 2016 A	2015/07/08	2015/07/09
67835	J P Morgan SP BV – HSI R Bull CBBC Jul 2015 O	2015/07/08	2015/07/09
66262	Credit Suisse AG – HSI R Bull CBBC Sep 2015 Q	2015/07/08	2015/07/09
62994	HK Bank – Ping An R Bull CBBC Apr 2016 C	2015/07/08	2015/07/09

List of expired CBBC, 2015 (continued)

Code	CBBC	Last trading date	Delisted date
66231	BNP Paribas Arbit Issu B.V. – A50 Ch R Bull CBBC Dec 2015 E	2015/07/08	2015/07/09
66250	BNP Paribas Arbit Issu B.V. –CSOP A50 ETF R Bull CBBC Dec15E	2015/07/08	2015/07/09
66258	J P Morgan SP BV – HSI R Bull CBBC Dec 2015 O	2015/07/08	2015/07/09
66225	Credit Suisse AG – HSI R Bull CBBC Sep 2015 P	2015/07/08	2015/07/09
68019	SGA Societe Generale Acceptance N.V.-CLife R Bull CBBC Aug15A	2015/07/08	2015/07/09
67536	UBS AG – HSI R Bull CBBC Aug 2015 I	2015/07/08	2015/07/09
66160	HK Bank – TCH R Bull CBBC Dec 2015 K	2015/07/08	2015/07/09
67644	SGA Societe Generale Acceptance N.V.-HSI R Bull CBBC Aug 15E	2015/07/08	2015/07/09
66521	UBS AG – HSI R Bull CBBC Oct 2015 J	2015/07/08	2015/07/09
68161	UBS AG – HSI R Bull CBBC Jul 2015 W	2015/07/08	2015/07/09
68083	UBS AG – ABC R Bull CBBC Jan 2016 A	2015/07/08	2015/07/09
68045	Credit Suisse AG – BOCL R Bull CBBC Aug 2015 A	2015/07/08	2015/07/09
68038	Credit Suisse AG – ICBC R Bull CBBC Aug 2015 A	2015/07/08	2015/07/09
66690	UBS AG – HSI R Bull CBBC Nov 2015 B	2015/07/08	2015/07/09
66689	Credit Suisse AG – HSI R Bull CBBC Oct 2015 O	2015/07/08	2015/07/09
66525	UBS AG – HSI R Bull CBBC Sep 2015 S	2015/07/08	2015/07/09
67404	HK Bank – HSCEI R Bull CBBC Aug 2015 C	2015/07/08	2015/07/09
66687	Credit Suisse AG – HSI R Bull CBBC Oct 2015 N	2015/07/08	2015/07/09
66672	J P Morgan SP BV – HSI R Bull CBBC Dec 2015 M	2015/07/08	2015/07/09
66413	J P Morgan SP BV – HSI R Bull CBBC Nov 2015 K	2015/07/08	2015/07/09
66409	J P Morgan SP BV – HSI R Bull CBBC Nov 2015 J	2015/07/08	2015/07/09
66527	SGA Societe Generale Acceptance N.V.-HSI R Bull CBBC Dec15 E	2015/07/08	2015/07/09
66589	Credit Suisse AG – A50 China R Bull CBBC Sep 2015 B	2015/07/08	2015/07/09
66641	UBS AG – CSOP A50 ETF R Bull CBBC Oct 2015 B	2015/07/08	2015/07/09
66642	UBS AG – CAM CSI300 R Bull CBBC Oct 2015 B	2015/07/08	2015/07/09
67930	J P Morgan SP BV – HSI R Bull CBBC Jul 2015 T	2015/07/08	2015/07/09
67709	HK Bank – China Life R Bull CBBC Nov 2015 A	2015/07/08	2015/07/09
67713	HK Bank – CNOOC R Bull CBBC Nov 2015 C	2015/07/08	2015/07/09
67902	SGA Societe Generale Acceptance N.V.-HSI R Bull CBBC Sep15 B	2015/07/08	2015/07/09
67528	J P Morgan SP BV – HSI R Bull CBBC Aug 2015 Y	2015/07/08	2015/07/09
66526	SGA Societe Generale Acceptance N.V.-HSI R Bull CBBC Nov15 T	2015/07/08	2015/07/09
61223	Bank of East Asia – China Mobile R Bull CBBC Nov 2015 A	2015/07/08	2015/07/09
67421	SGA Societe Generale Acceptance N.V.-A50 R Bull CBBC Jan16 B	2015/07/08	2015/07/09
67659	Standard Chartered Bank – HSI R Bull CBBC Jul 2015 H	2015/07/08	2015/07/09
67664	Standard Chartered Bank – HSI R Bull CBBC Jul 2015 I	2015/07/08	2015/07/09
61047	HK Bank – CITIC R Bull CBBC Oct 2016 A	2015/07/08	2015/07/09
60729	HK Bank – SHK Ppt R Bull CBBC May 2016 A	2015/07/08	2015/07/09
67721	Bank of East Asia – TCH R Bull CBBC Jan 2016 B	2015/07/08	2015/07/09
67651	Standard Chartered Bank – HSI R Bull CBBC Jul 2015 F	2015/07/08	2015/07/09
61170	SGA Societe Generale Acceptance NV-Lenovo R Bull CBBC Feb16A	2015/07/08	2015/07/09
67613	HK Bank – PetCh R Bull CBBC Jan 2016 C	2015/07/08	2015/07/09
61328	Standard Chartered Bank – HSCEI R Bull CBBC Oct 2015 B	2015/07/08	2015/07/09
60509	HK Bank – AIA R Bull CBBC Jan 2016 B	2015/07/08	2015/07/09
67763	UBS AG – TCH R Bull CBBC Nov 2015 A	2015/07/08	2015/07/09
61456	SGA Societe Generale Acceptance N.V.-CITIC R Bull CBBC Oct15A	2015/07/08	2015/07/09
61491	SGA Societe Generale Acceptance N.V.-PetCh R Bull CBBC Oct15A	2015/07/08	2015/07/09
61653	HK Bank – PetCh R Bull CBBC Jan 2016 B	2015/07/08	2015/07/09
67722	Bank of East Asia – A50 China R Bull CBBC Feb 2016 C	2015/07/08	2015/07/09
60625	SGA Societe Generale Acceptance N.V.-HSI R Bull CBBC Oct15 N	2015/07/08	2015/07/09
67781	Macquarie Bank Ltd. – HSI R Bull CBBC Aug 2015 C	2015/07/08	2015/07/09
67422	SGA Societe Generale Acceptance N.V.-A50 R Bull CBBC Feb16 C	2015/07/08	2015/07/09
60450	SGA Societe Generale Acceptance N.V.-HSI R Bull CBBC Oct15 K	2015/07/08	2015/07/09
67432	J P Morgan SP BV – HSI R Bull CBBC Dec 2015 T	2015/07/08	2015/07/09
67437	Credit Suisse AG – HSI R Bull CBBC Oct 2015 P	2015/07/08	2015/07/09
67479	UBS AG – HSI R Bull CBBC Sep 2015 V	2015/07/08	2015/07/09
67653	Standard Chartered Bank – HSI R Bull CBBC Jul 2015 G	2015/07/08	2015/07/09
67483	UBS AG – HSI R Bull CBBC Sep 2015 W	2015/07/08	2015/07/09
67786	Macquarie Bank Ltd. – HSI R Bull CBBC Aug 2015 D	2015/07/08	2015/07/09
60651	Standard Chartered Bank – China Mobile R Bull CBBC Oct 2015A	2015/07/08	2015/07/09
60918	Standard Chartered Bank – GCL-Poly Energy R Bull CBBC Dec15C	2015/07/08	2015/07/09
67582	UBS AG – HSI R Bull CBBC Sep 2015 X	2015/07/08	2015/07/09
67588	Credit Suisse AG – HSI R Bull CBBC Nov 2015 C	2015/07/08	2015/07/09
60927	UBS AG – China Mobile R Bull CBBC Oct 2015 D	2015/07/08	2015/07/09
67606	J P Morgan SP BV – HSI R Bull CBBC Nov 2015 P	2015/07/08	2015/07/09
67482	UBS AG – HSI R Bull CBBC Nov 2015 F	2015/07/08	2015/07/09
68823	J P Morgan SP BV – HKEx R Bull CBBC Sep 2015 C	2015/07/08	2015/07/09
62699	Bank of East Asia – CITIC Sec R Bull CBBC Jan 2016 A	2015/07/08	2015/07/09
63257	HK Bank – CAM CSI300 R Bull CBBC Jan 2016 A	2015/07/08	2015/07/09
67950	HK Bank – BOCL R Bull CBBC Jan 2016 A	2015/07/08	2015/07/09
67983	SGA Societe Generale Acceptance N.V.- TCH R Bull CBBC Nov15D	2015/07/08	2015/07/09
68094	Standard Chartered Bank – Ping An R Bull CBBC Dec 2015 A	2015/07/08	2015/07/09
64018	Bank of East Asia – HSBC Holdings R Bull CBBC Apr 2016 A	2015/07/08	2015/07/09
61708	Bank of East Asia – Lenovo R Bull CBBC Jan 2016 B	2015/07/08	2015/07/09
68517	SGA Societe Generale Acceptance N.V.-HKEx R Bull CBBC Feb16A	2015/07/08	2015/07/09
62146	UBS AG – CAM CSI300 R Bull CBBC Oct 2015 A	2015/07/08	2015/07/09
68848	J P Morgan SP BV – CSOP A50 ETF R Bull CBBC Dec 2015 A	2015/07/08	2015/07/09
68868	J P Morgan SP BV – A50 China R Bull CBBC Jan 2016 A	2015/07/08	2015/07/09
68985	SGA Societe Generale Acceptance N.V.-HSI R Bull CBBC Dec15 O	2015/07/08	2015/07/09
68984	SGA Societe Generale Acceptance N.V.-HSI R Bull CBBC Jan16 C	2015/07/08	2015/07/09
68927	HK Bank – HKEx R Bull CBBC Feb 2016 A	2015/07/08	2015/07/09
68932	HK Bank – HKEx R Bull CBBC Jan 2016 B	2015/07/08	2015/07/09
69422	HK Bank – HKEx R Bull CBBC Dec 2015 E	2015/07/08	2015/07/09
60111	HK Bank – TCH R Bull CBBC Jan 2016 F	2015/07/08	2015/07/09
61140	HK Bank – Ping An R Bull CBBC Feb 2016 B	2015/07/08	2015/07/09
66253	J P Morgan SP BV – HSI R Bull CBBC Dec 2015 N	2015/07/08	2015/07/09
67789	Macquarie Bank Ltd. – HSI R Bull CBBC Aug 2015 E	2015/07/08	2015/07/09
61864	HK Bank – CAM CSI300 R Bull CBBC Sep 2015 A	2015/07/08	2015/07/09

List of expired CBBC, 2015 (continued)

Code	CBBC	Last trading date	Delisted date
61870	HK Bank – CITIC Sec R Bull CBBC Sep 2015 A	2015/07/08	2015/07/09
60130	HK Bank – TCH R Bull CBBC Jan 2016 G	2015/07/08	2015/07/09
62290	BNP Paribas Arbit Issu B.V. – HSCEI R Bull CBBC Dec 2015 D	2015/07/08	2015/07/09
60120	HK Bank – China Mobile R Bull CBBC Jan 2016 A	2015/07/08	2015/07/09
62147	UBS AG – CAM CSI300 R Bull CBBC Sep 2015 A	2015/07/08	2015/07/09
61894	SGA Societe Generale Acceptance N.V.-CMBC R Bull CBBC Jan16A	2015/07/08	2015/07/09
61895	SGA Societe Generale Acceptance N.V.-CMBC R Bull CBBC Nov15A	2015/07/08	2015/07/09
69947	HK Bank – CC Bank R Bull CBBC Aug 2016 A	2015/07/08	2015/07/09
62051	Credit Suisse AG – CITIC Sec R Bull CBBC Jul 2015 B	2015/07/08	2015/07/09
62061	Bank of East Asia – CPIC R Bull CBBC Oct 2015 A	2015/07/08	2015/07/09
62084	UBS AG – CITIC Sec R Bull CBBC Apr 2016 A	2015/07/08	2015/07/09
67378	BNP Paribas Arbit Issu B.V. – HSI R Bull CBBC Dec 2015 X	2015/07/08	2015/07/09
60128	HK Bank – CM Bank R Bull CBBC Jan 2016 A	2015/07/08	2015/07/09
66991	Credit Suisse AG – HSI R Bull CBBC Sep 2015 T	2015/07/08	2015/07/09
61130	HK Bank – HSI R Bull CBBC Apr 2016 E	2015/07/08	2015/07/09
66952	J P Morgan SP BV – HSI R Bull CBBC Nov 2015 N	2015/07/08	2015/07/09
69101	J P Morgan SP BV – HSCEI R Bull CBBC Jul 2015 B	2015/07/08	2015/07/09
69103	HK Bank – HSI R Bull CBBC Sep 2015 J	2015/07/08	2015/07/09
69119	HK Bank – China Mobile R Bull CBBC Oct 2015 D	2015/07/08	2015/07/09
69122	HK Bank – CUni R Bull CBBC Dec 2015 A	2015/07/08	2015/07/09
69028	SGA Societe Generale Acceptance N.V.-CMob R Bull CBBC Oct15A	2015/07/08	2015/07/09
66981	Credit Suisse AG – HSI R Bull CBBC Sep 2015 R	2015/07/08	2015/07/09
69022	Standard Chartered Bank – PetCh R Bull CBBC Dec 2015 A	2015/07/08	2015/07/09
66997	SGA Societe Generale Acceptance NV -HSCEI R Bull CBBC Dec15A	2015/07/08	2015/07/09
67023	SGA Societe Generale Acceptance N.V.- TCH R Bull CBBC Nov15C	2015/07/08	2015/07/09
67025	SGA Societe Generale Acceptance N.V.- TCH R Bull CBBC Dec15C	2015/07/08	2015/07/09
67032	SGA Societe Generale Acceptance N.V.-HSI R Bull CBBC Nov15 W	2015/07/08	2015/07/09
67035	SGA Societe Generale Acceptance N.V.-HSI R Bull CBBC Dec15 G	2015/07/08	2015/07/09
69255	Bank of East Asia – GCL-Poly Energy R Bull CBBC Dec 2016 A	2015/07/08	2015/07/09
69132	Bank of East Asia – CITIC R Bull CBBC Jan 2016 A	2015/07/08	2015/07/09
66844	Credit Suisse AG – HSI R Bull CBBC Aug 2015 B	2015/07/08	2015/07/09
68533	HK Bank – ABC R Bull CBBC Aug 2015 D	2015/07/08	2015/07/09
68537	HK Bank – HSI R Bull CBBC Oct 2015 I	2015/07/08	2015/07/09
68558	HK Bank – China Mobile R Bull CBBC Oct 2015 C	2015/07/08	2015/07/09
66766	HK Bank – AIA R Bull CBBC Jan 2016 A	2015/07/08	2015/07/09
66791	Macquarie Bank Ltd. – HSI R Bull CBBC Aug 2015 A	2015/07/08	2015/07/09
66795	Macquarie Bank Ltd. – HSI R Bull CBBC Aug 2015 B	2015/07/08	2015/07/09
69029	SGA Societe Generale Acceptance N.V.-CMob R Bull CBBC Sep15A	2015/07/08	2015/07/09
66819	J P Morgan SP BV – HSI R Bull CBBC Nov 2015 M	2015/07/08	2015/07/09
67092	UBS AG – HSI R Bull CBBC Sep 2015 U	2015/07/08	2015/07/09
66847	UBS AG – HSI R Bull CBBC Nov 2015 C	2015/07/08	2015/07/09
66849	Credit Suisse AG – HSI R Bull CBBC Aug 2015 F	2015/07/08	2015/07/09
68782	J P Morgan SP BV – HSI R Bull CBBC Jul 2015 B	2015/07/08	2015/07/09
68786	HK Bank – HSI R Bull CBBC Aug 2015 Q	2015/07/08	2015/07/09
68790	HK Bank – HSI R Bull CBBC Sep 2015 I	2015/07/08	2015/07/09
68812	Credit Suisse AG – HSI R Bull CBBC Sep 2015 E	2015/07/08	2015/07/09
66797	J P Morgan SP BV – HSI R Bull CBBC Dec 2015 Q	2015/07/08	2015/07/09
60368	HK Bank – China Mobile R Bull CBBC Nov 2015 A	2015/07/08	2015/07/09
67296	Credit Suisse AG – HSI R Bull CBBC Nov 2015 A	2015/07/08	2015/07/09
67301	Credit Suisse AG – HSI R Bull CBBC Nov 2015 B	2015/07/08	2015/07/09
61295	HK Bank – ICBC R Bull CBBC Sep 2016 A	2015/07/08	2015/07/09
67343	UBS AG – CSOP A50 ETF R Bull CBBC Jan 2016 A	2015/07/08	2015/07/09
67369	Credit Suisse AG – Ping An R Bull CBBC Oct 2015 A	2015/07/08	2015/07/09
60191	UBS AG – China Mobile R Bull CBBC Oct 2015 C	2015/07/08	2015/07/09
67085	UBS AG – HSI R Bull CBBC Nov 2015 D	2015/07/08	2015/07/09
60315	UBS AG – HSI R Bull CBBC Aug 2015 S	2015/07/08	2015/07/09
60087	UBS AG – HSCEI R Bull CBBC Aug 2015 D	2015/07/08	2015/07/09
60373	HK Bank – China Life R Bull CBBC Nov 2015 C	2015/07/08	2015/07/09
60448	SGA Societe Generale Acceptance N.V.-HSI R Bull CBBC Oct15 I	2015/07/08	2015/07/09
60449	SGA Societe Generale Acceptance N.V.-HSI R Bull CBBC Oct15 J	2015/07/08	2015/07/09
67403	SGA Societe Generale Acceptance N.V.-CSA50 R Bull CBBC Feb16C	2015/07/08	2015/07/09
67414	SGA Societe Generale Acceptance N.V.-CSA50 R Bull CBBC Jan16B	2015/07/08	2015/07/09
67417	SGA Societe Generale Acceptance N.V.-CSA50 R Bull CBBC Mar16B	2015/07/08	2015/07/09
60249	SGA Societe Generale Acceptance N.V.-CMob R Bull CBBC Oct15B	2015/07/08	2015/07/09
67192	HK Bank – HSI R Bull CBBC Dec 2015 D	2015/07/08	2015/07/09
66764	HK Bank – CPIC R Bull CBBC Feb 2016 A	2015/07/08	2015/07/09
67101	BNP Paribas Arbit Issu B.V. – HSI R Bull CBBC Nov 2015 J	2015/07/08	2015/07/09
69283	UBS AG – Galaxy Ent R Bull CBBC Nov 2015 B	2015/07/08	2015/07/09
67103	BNP Paribas Arbit Issu B.V. – HSI R Bull CBBC Nov 2015 L	2015/07/08	2015/07/09
67110	BNP Paribas Arbit Issu B.V. –CSOP A50 ETF R Bull CBBC Dec15F	2015/07/08	2015/07/09
67115	BNP Paribas Arbit Issu B.V. – TCH R Bull CBBC Dec 2015 A	2015/07/08	2015/07/09
60148	HK Bank – HSCEI R Bull CBBC Sep 2015 B	2015/07/08	2015/07/09
67120	Bank of East Asia – COVS R Bull CBBC Feb 2016 A	2015/07/08	2015/07/09
60114	J P Morgan SP BV – HSI R Bull CBBC Aug 2015 H	2015/07/08	2015/07/09
67196	HK Bank – CNOOC R Bull CBBC Jan 2016 A	2015/07/08	2015/07/09
69539	BNP Paribas Arbit Issu B.V. – HSI R Bull CBBC Nov 2015 H	2015/07/08	2015/07/09
69541	UBS AG – HSI R Bull CBBC Jul 2015 P	2015/07/08	2015/07/09
67215	SGA Societe Generale Acceptance N.V.-HSI R Bull CBBC Dec15 I	2015/07/08	2015/07/09
69560	Credit Suisse AG – HSI R Bull CBBC Aug 2015 X	2015/07/08	2015/07/09
60076	SGA Societe Generale Acceptance N.V.-HSI R Bull CBBC Sep15 H	2015/07/08	2015/07/09
69268	UBS AG – Petrochina R Bull CBBC Nov 2015 A	2015/07/08	2015/07/09
67118	BNP Paribas Arbit Issu B.V. – Ping An R Bull CBBC Dec 2015 A	2015/07/08	2015/07/09
64558	Credit Suisse AG – China Mobile R Bull CBBC Dec 2015 A	2015/07/08	2015/07/09
61778	Bank of East Asia – HKEx R Bull CBBC Apr 2016 B	2015/07/08	2015/07/09
61842	UBS AG – HSI R Bull CBBC Feb 2016 Y	2015/07/08	2015/07/09
65076	J P Morgan SP BV – HSI R Bull CBBC Dec 2015 C	2015/07/08	2015/07/09
64623	HK Bank – CC Bank R Bull CBBC Aug 2016 C	2015/07/08	2015/07/09

List of expired CBBC, 2015 (continued)

Code	CBBC	Last trading date	Delisted date
68617	HK Bank – Anhui Conch R Bull CBBC Dec 2015 A	2015/07/08	2015/07/09
61009	Bank of East Asia – A50 China R Bull CBBC Apr 2016 B	2015/07/08	2015/07/09
65675	HK Bank – Ping An R Bull CBBC Jan 2016 C	2015/07/08	2015/07/09
69324	HK Bank – HSCEI R Bull CBBC Aug 2016 C	2015/07/08	2015/07/09
65953	Credit Suisse AG – HSI R Bull CBBC Aug 2015 U	2015/07/08	2015/07/09
65952	Credit Suisse AG – HSI R Bull CBBC Aug 2015 T	2015/07/08	2015/07/09
64874	BNP Paribas Arbit Issu B.V. – HSI R Bull CBBC Nov 2015 V	2015/07/08	2015/07/09
61838	UBS AG – HSI R Bull CBBC Dec 2015 X	2015/07/08	2015/07/09
65927	Credit Suisse AG – TCH R Bull CBBC Oct 2015 B	2015/07/08	2015/07/09
66559	Credit Suisse AG – HSI R Bull CBBC Jul 2015 Z	2015/07/08	2015/07/09
67255	HK Bank – HSI R Bull CBBC Aug 2015 O	2015/07/08	2015/07/09
65905	Credit Suisse AG – TCH R Bull CBBC Oct 2015 A	2015/07/08	2015/07/09
67231	UBS AG – HSI R Bull CBBC Aug 2015 F	2015/07/08	2015/07/09
64529	SGA Societe Generale Acceptance N.V.-HKEx R Bull CBBC Mar16C	2015/07/08	2015/07/09
65084	UBS AG – HSI R Bull CBBC Oct 2015 F	2015/07/08	2015/07/09
65280	SGA Societe Generale Acceptance N.V.-HSI R Bull CBBC Dec 15C	2015/07/08	2015/07/09
69351	HK Bank – Minsheng Bank R Bull CBBC Oct 2016 A	2015/07/08	2015/07/09
64880	UBS AG – HSI R Bull CBBC Sep 2015 L	2015/07/08	2015/07/09
66294	UBS AG – HSCEI R Bull CBBC Sep 2015 C	2015/07/08	2015/07/09
69838	Standard Chartered Bank – A50 China R Bull CBBC Jan 2016 A	2015/07/08	2015/07/09
65097	UBS AG – HSI R Bull CBBC Sep 2015 N	2015/07/08	2015/07/09
65945	Credit Suisse AG – HSI R Bull CBBC Aug 2015 Y	2015/07/08	2015/07/09
61790	Credit Suisse AG – HSI R Bull CBBC Jan 2016 D	2015/07/08	2015/07/09
61231	Credit Suisse AG – China Life R Bull CBBC Mar 2016 A	2015/07/08	2015/07/09
61779	Bank of East Asia – HS H-SH ETF R Bull CBBC May 2016 B	2015/07/08	2015/07/09
61780	Bank of East Asia – Ping An R Bull CBBC May 2016 C	2015/07/08	2015/07/09
61211	Credit Suisse AG – China Mobile R Bull CBBC Jan 2016 A	2015/07/08	2015/07/09
67299	BNP Paribas Arbit Issu B.V. – HSCEI R Bull CBBC Dec 2015 A	2015/07/08	2015/07/09
61781	Bank of East Asia – CC Bank R Bull CBBC May 2016 C	2015/07/08	2015/07/09
65983	UBS AG – HSI R Bull CBBC Jul 2015 V	2015/07/08	2015/07/09
61782	Bank of East Asia – CSOP A50 ETF R Bull CBBC May 2016 A	2015/07/08	2015/07/09
64750	Credit Suisse AG – BOCL R Bull CBBC Dec 2015 A	2015/07/08	2015/07/09
64748	Credit Suisse AG – CCB R Bull CBBC Dec 2015 A	2015/07/08	2015/07/09
64745	Credit Suisse AG – ICBC R Bull CBBC Dec 2015 A	2015/07/08	2015/07/09
61841	UBS AG – HSI R Bull CBBC Dec 2015 Y	2015/07/08	2015/07/09
61785	Credit Suisse AG – HSI R Bull CBBC Jan 2016 C	2015/07/08	2015/07/09
60951	Credit Suisse AG – CSOP A50 ETF R Bull CBBC Jan 2016 E	2015/07/08	2015/07/09
65663	Bank of East Asia – CAM CSI300 R Bull CBBC Jan 2016 A	2015/07/08	2015/07/09
65667	J P Morgan SP BV – CAM CSI300 R Bull CBBC Sep 2015 A	2015/07/08	2015/07/09
66563	Credit Suisse AG – HSI R Bull CBBC Jul 2015 C	2015/07/08	2015/07/09
65671	J P Morgan SP BV – China Life R Bull CBBC Mar 2016 A	2015/07/08	2015/07/09
65982	UBS AG – HSI R Bull CBBC Aug 2015 O	2015/07/08	2015/07/09
65674	HK Bank – HSCEI R Bull CBBC Dec 2015 B	2015/07/08	2015/07/09
61836	UBS AG – HSI R Bull CBBC Jan 2016 Y	2015/07/08	2015/07/09
61837	UBS AG – HSI R Bull CBBC Jan 2016 Z	2015/07/08	2015/07/09
66562	Credit Suisse AG – HSI R Bull CBBC Jul 2015 B	2015/07/08	2015/07/09
64758	SGA Societe Generale Acceptance N.V.-HSI R Bull CBBC Nov15 O	2015/07/08	2015/07/09
66560	Credit Suisse AG – HSI R Bull CBBC Jul 2015 A	2015/07/08	2015/07/09
61208	Credit Suisse AG – HS H-SH ETF R Bull CBBC Jan 2016 C	2015/07/08	2015/07/09
67180	J P Morgan SP BV – HSI R Bull CBBC Jul 2015 C	2015/07/08	2015/07/09
65181	HK Bank – HSCEI R Bull CBBC Oct 2015 E	2015/07/08	2015/07/09
67161	Credit Suisse AG – HSI R Bull CBBC Aug 2015 P	2015/07/08	2015/07/09
65687	HK Bank – A50 R Bull CBBC Feb 2016 H	2015/07/08	2015/07/09
60216	HK Bank – CNOOC R Bull CBBC Jul 2016 A	2015/07/08	2015/07/09
65186	HK Bank – A50 R Bull CBBC Feb 2016 G	2015/07/08	2015/07/09
62676	HK Bank – GCL-Poly Energy R Bull CBBC Apr 2016 A	2015/07/08	2015/07/09
65859	BNP Paribas Arbit Issu B.V. – HSI R Bull CBBC Nov 2015 A	2015/07/08	2015/07/09
65841	SGA Societe Generale Acceptance N.V.-HSI R Bull CBBC Nov15 R	2015/07/08	2015/07/09
65840	UBS AG – Ping An R Bull CBBC Nov 2015 C	2015/07/08	2015/07/09
61783	Credit Suisse AG – HSI R Bull CBBC Jan 2016 B	2015/07/08	2015/07/09
69760	BNP Paribas Arbit Issu B.V. – Ch Mob R Bull CBBC Dec 2015 B	2015/07/08	2015/07/09
65110	Credit Suisse AG – HSI R Bull CBBC Aug 2015 E	2015/07/08	2015/07/09
65691	HK Bank – CAM CSI300 R Bull CBBC Mar 2016 A	2015/07/08	2015/07/09
66013	HK Bank – Minsheng Bank R Bull CBBC Nov 2015 B	2015/07/08	2015/07/09
64897	Credit Suisse AG – HSI R Bull CBBC Aug 2015 C	2015/07/08	2015/07/09
64754	SGA Societe Generale Acceptance N.V.-HSI R Bull CBBC Oct15 P	2015/07/08	2015/07/09
64272	HK Bank – China Mobile R Bull CBBC Feb 2016 C	2015/07/08	2015/07/09
64910	Credit Suisse AG – HSI R Bull CBBC Aug 2015 D	2015/07/08	2015/07/09
65198	HK Bank – CSOP A50 ETF R Bull CBBC Jan 2016 U	2015/07/08	2015/07/09
65196	HK Bank – CSOP A50 ETF R Bull CBBC Feb 2016 F	2015/07/08	2015/07/09
65187	HK Bank – A50 R Bull CBBC Jan 2016 T	2015/07/08	2015/07/09
65788	Credit Suisse AG – HSCEI R Bull CBBC Sep 2015 D	2015/07/08	2015/07/09
65733	SGA Societe Generale Acceptance N.V.-HSI R Bull CBBC Nov15 Q	2015/07/08	2015/07/09
64064	UBS AG – China Mobile R Bull CBBC Jul 2015 C	2015/07/08	2015/07/09
67274	Bank of East Asia – PetCh R Bull CBBC Apr 2016 A	2015/07/08	2015/07/09
65930	UBS AG – HSCEI R Bull CBBC Jul 2015 A	2015/07/08	2015/07/09
65887	UBS AG – Minsheng Bank R Bull CBBC Aug 2015 A	2015/07/08	2015/07/09
61793	Credit Suisse AG – HSI R Bull CBBC Jan 2016 G	2015/07/08	2015/07/09
65872	SGA Societe Generale Acceptance N.V.-CSA50 R Bull CBBC Mar16A	2015/07/08	2015/07/09
67226	BNP Paribas Arbit Issu B.V. – HSI R Bull CBBC Dec 2015 T	2015/07/08	2015/07/09
65863	BNP Paribas Arbit Issu B.V. – HSI R Bull CBBC Nov 2015 B	2015/07/08	2015/07/09
65682	HK Bank – Ping An R Bull CBBC Nov 2015 M	2015/07/08	2015/07/09
65683	HK Bank – CSOP A50 ETF R Bull CBBC Jan 2016 W	2015/07/08	2015/07/09
65114	Credit Suisse AG – HSI R Bull CBBC Aug 2015 S	2015/07/08	2015/07/09
65141	UBS AG – HSI R Bull CBBC Sep 2015 O	2015/07/08	2015/07/09
69396	HK Bank – ABC R Bull CBBC Oct 2016 B	2015/07/08	2015/07/09
65165	UBS AG – HSI R Bull CBBC Aug 2015 X	2015/07/08	2015/07/09

List of expired CBBC, 2015 (continued)

Code	CBBC	Last trading date	Delisted date
64707	J P Morgan SP BV – HSI R Bull CBBC Sep 2015 W	2015/07/08	2015/07/09
65180	HK Bank – HSI R Bull CBBC Nov 2015 L	2015/07/08	2015/07/09
69461	Bank of East Asia – CC Bank R Bull CBBC May 2016 B	2015/07/08	2015/07/09
66009	HK Bank – HSCEI R Bull CBBC Aug 2015 B	2015/07/08	2015/07/09
60899	J P Morgan SP BV – A50 China R Bull CBBC May 2016 A	2015/07/08	2015/07/09
67655	HK Bank – CKH R Bull CBBC Oct 2016 A	2015/07/08	2015/07/09
64757	SGA Societe Generale Acceptance N.V.-HSI R Bull CBBC Oct15 Q	2015/07/08	2015/07/09
60868	J P Morgan SP BV – CSOP A50 ETF R Bull CBBC May 2016 A	2015/07/08	2015/07/09
60859	J P Morgan SP BV – CSOP A50 ETF R Bull CBBC Apr 2016 A	2015/07/08	2015/07/09
66164	Bank of East Asia – CNOOC R Bull CBBC Jul 2015 A	2015/07/08	2015/07/09
65258	HK Bank – Minsheng Bank R Bull CBBC Dec 2015 B	2015/07/08	2015/07/09
64370	Standard Chartered Bank – Lenovo R Bull CBBC Aug 2015 A	2015/07/08	2015/07/09
65173	J P Morgan SP BV – HSI R Bull CBBC Dec 2015 D	2015/07/08	2015/07/09
64892	J P Morgan SP BV – HSI R Bull CBBC Oct 2015 O	2015/07/08	2015/07/09
65254	HK Bank – TCH R Bull CBBC Dec 2015 G	2015/07/08	2015/07/09
65873	SGA Societe Generale Acceptance N.V.-A50 R Bull CBBC Mar16 A	2015/07/08	2015/07/09
69450	Bank of East Asia – ICBC R Bull CBBC Apr 2016 A	2015/07/08	2015/07/09
61347	BNP Paribas Arbit Issu B.V. –CSOP A50 ETF R Bull CBBC Dec15Q	2015/07/08	2015/07/09
61681	SGA Societe Generale Acceptance NV -HSCEI R Bull CBBC Feb16J	2015/07/08	2015/07/09
68787	UBS AG – CKH R Bull CBBC Oct 2016 A	2015/07/08	2015/07/09
66043	UBS AG – TCH R Bull CBBC Oct 2015 A	2015/07/08	2015/07/09
61662	HK Bank – A50 R Bull CBBC May 2016 C	2015/07/08	2015/07/09
65486	HK Bank – CAM CSI300 R Bull CBBC Feb 2016 A	2015/07/08	2015/07/09
61673	HK Bank – HSCEI R Bull CBBC Mar 2016 I	2015/07/08	2015/07/09
65356	Credit Suisse AG – A50 China R Bull CBBC Sep 2015 A	2015/07/08	2015/07/09
66041	J P Morgan SP BV – HSI R Bull CBBC Dec 2015 K	2015/07/08	2015/07/09
65664	J P Morgan SP BV – HSI R Bull CBBC Nov 2015 I	2015/07/08	2015/07/09
66586	SGA Societe Generale Acceptance N.V.-HSI R Bull CBBC Jul15 A	2015/07/08	2015/07/09
61777	Macquarie Bank Ltd. – HSI R Bull CBBC Oct 2015 A	2015/07/08	2015/07/09
61661	HK Bank – HSI R Bull CBBC Jul 2016 E	2015/07/08	2015/07/09
61677	HK Bank – HKEx R Bull CBBC Jan 2016 I	2015/07/08	2015/07/09
61658	HK Bank – HSI R Bull CBBC Aug 2016 A	2015/07/08	2015/07/09
66576	BNP Paribas Arbit Issu B.V. – HSI R Bull CBBC Dec 2015 L	2015/07/08	2015/07/09
65989	J P Morgan SP BV – Tencent R Bull CBBC Aug 2015 A	2015/07/08	2015/07/09
66155	HK Bank – TCH R Bull CBBC Dec 2015 J	2015/07/08	2015/07/09
65037	UBS AG – HSI R Bull CBBC Sep 2015 M	2015/07/08	2015/07/09
65988	UBS AG – HSI R Bull CBBC Aug 2015 P	2015/07/08	2015/07/09
64583	HK Bank – A50 R Bull CBBC Jan 2016 S	2015/07/08	2015/07/09
61678	HK Bank – HKEx R Bull CBBC Jun 2016 J	2015/07/08	2015/07/09
61382	BNP Paribas Arbit Issu B.V. – Ping An R Bull CBBC Dec 2015 E	2015/07/08	2015/07/09
66018	J P Morgan SP BV – HSI R Bull CBBC Dec 2015 I	2015/07/08	2015/07/09
65171	Bank of East Asia – China Mobile R Bull CBBC Feb 2016 A	2015/07/08	2015/07/09
65398	BNP Paribas Arbit Issu B.V. – HSI R Bull CBBC Nov 2015 W	2015/07/08	2015/07/09
61355	BNP Paribas Arbit Issu B.V. – HS H-SH ETF R Bull CBBC Jan16B	2015/07/08	2015/07/09
65441	J P Morgan SP BV – HSI R Bull CBBC Dec 2015 F	2015/07/08	2015/07/09
65403	BNP Paribas Arbit Issu B.V. – HSI R Bull CBBC Nov 2015 X	2015/07/08	2015/07/09
65405	Credit Suisse AG – HSI R Bull CBBC Sep 2015 L	2015/07/08	2015/07/09
66675	J P Morgan SP BV – HSI R Bull CBBC Jul 2015 X	2015/07/08	2015/07/09
66678	UBS AG – HSI R Bull CBBC Jul 2015 H	2015/07/08	2015/07/09
65408	Credit Suisse AG – HSI R Bull CBBC Sep 2015 M	2015/07/08	2015/07/09
65425	UBS AG – A50 China R Bull CBBC Feb 2016 B	2015/07/08	2015/07/09
64979	Credit Suisse AG – HSCEI R Bull CBBC Sep 2015 C	2015/07/08	2015/07/09
66127	HK Bank – TCH R Bull CBBC Nov 2015 H	2015/07/08	2015/07/09
65426	UBS AG – HSI R Bull CBBC Oct 2015 G	2015/07/08	2015/07/09
64978	Credit Suisse AG – HSCEI R Bull CBBC Sep 2015 B	2015/07/08	2015/07/09
65433	UBS AG – HSI R Bull CBBC Aug 2015 W	2015/07/08	2015/07/09
66075	Bank of East Asia – TCH R Bull CBBC Dec 2015 A	2015/07/08	2015/07/09
65435	UBS AG – HSI R Bull CBBC Aug 2015 L	2015/07/08	2015/07/09
65487	HK Bank – CSOP A50 ETF R Bull CBBC Jan 2016 V	2015/07/08	2015/07/09
65453	BNP Paribas Arbit Issu B.V. – A50 Ch R Bull CBBC Dec 2015 D	2015/07/08	2015/07/09
65456	BNP Paribas Arbit Issu B.V. – CSOP A50 R Bull CBBC Dec 2015 D	2015/07/08	2015/07/09
65461	HK Bank – A50 R Bull CBBC Jan 2016 U	2015/07/08	2015/07/09
65479	HK Bank – Galaxy Ent R Bull CBBC Nov 2015 D	2015/07/08	2015/07/09
66116	HK Bank – TCH R Bull CBBC Jan 2016 B	2015/07/08	2015/07/09
64977	Credit Suisse AG – HSCEI R Bull CBBC Sep 2015 A	2015/07/08	2015/07/09
64967	HK Bank – CSOP A50 ETF R Bull CBBC Jan 2016 T	2015/07/08	2015/07/09
65318	Credit Suisse AG – CSOP A50 ETF R Bull CBBC Sep 2015 A	2015/07/08	2015/07/09
61616	HK Bank – HSI R Bull CBBC Jan 2016 N	2015/07/08	2015/07/09
61652	HK Bank – HSCEI R Bull CBBC Apr 2016 E	2015/07/08	2015/07/09
61655	HK Bank – HSCEI R Bull CBBC Mar 2016 H	2015/07/08	2015/07/09
65434	UBS AG – HSI R Bull CBBC Sep 2015 P	2015/07/08	2015/07/09
65074	SGA Societe Generale Acceptance N.V.-HSI R Bull CBBC Nov15 P	2015/07/08	2015/07/09
61680	SGA Societe Generale Acceptance NV -HSCEI R Bull CBBC Feb16I	2015/07/08	2015/07/09
65048	UBS AG – HSCEI R Bull CBBC Sep 2015 H	2015/07/08	2015/07/09
65340	HK Bank – Minsheng Bank R Bull CBBC Nov 2015 A	2015/07/08	2015/07/09
64934	J P Morgan SP BV – HSI R Bull CBBC Nov 2015 H	2015/07/08	2015/07/09
64761	Credit Suisse AG – HSI R Bull CBBC Jul 2015 X	2015/07/08	2015/07/09
65062	SGA Societe Generale Acceptance N.V.-A50 R Bull CBBC Feb16 B	2015/07/08	2015/07/09
65582	UBS AG – HSI R Bull CBBC Sep 2015 Q	2015/07/08	2015/07/09
61729	Standard Chartered Bank – HKEx R Bull CBBC Mar 2016 A	2015/07/08	2015/07/09
66587	SGA Societe Generale Acceptance N.V.-HSI R Bull CBBC Jul15 B	2015/07/08	2015/07/09
65583	UBS AG – HSI R Bull CBBC Oct 2015 H	2015/07/08	2015/07/09
65027	UBS AG – HSCEI R Bull CBBC Oct 2015 B	2015/07/08	2015/07/09
64764	BNP Paribas Arbit Issu B.V. – HSI R Bull CBBC Nov 2015 T	2015/07/08	2015/07/09
61735	Standard Chartered Bank – HSCEI R Bull CBBC Oct 2015 J	2015/07/08	2015/07/09
61723	BNP Paribas Arbit Issu B.V. – HSI R Bull CBBC Feb 2016 U	2015/07/08	2015/07/09
61739	BNP Paribas Arbit Issu B.V. – HSI R Bull CBBC Feb 2016 V	2015/07/08	2015/07/09

List of expired CBBC, 2015 (continued)

Code	CBBC	Last trading date	Delisted date
65075	SGA Societe Generale Acceptance N.V.-HSI R Bull CBBC Dec15 B	2015/07/08	2015/07/09
61740	BNP Paribas Arbit Issu B.V. - HSI R Bull CBBC Feb 2016 W	2015/07/08	2015/07/09
61758	BNP Paribas Arbit Issu B.V. - HSCEI R Bull CBBC Nov 2015 G	2015/07/08	2015/07/09
64966	HK Bank - CITIC R Bull CBBC Oct 2015 A	2015/07/08	2015/07/09
64760	UBS AG - HSI R Bull CBBC Jul 2015 A	2015/07/08	2015/07/09
61759	BNP Paribas Arbit Issu B.V. - HSCEI R Bull CBBC Dec 2015 X	2015/07/08	2015/07/09
61761	BNP Paribas Arbit Issu B.V. -CSOP A50 ETF R Bull CBBC Dec15R	2015/07/08	2015/07/09
61762	BNP Paribas Arbit Issu B.V. -CSOP A50 ETF R Bull CBBC Dec15S	2015/07/08	2015/07/09
61768	BNP Paribas Arbit Issu B.V. - A50 Ch R Bull CBBC Dec 2015 M	2015/07/08	2015/07/09
61773	BNP Paribas Arbit Issu B.V. - A50 Ch R Bull CBBC Dec 2015 N	2015/07/08	2015/07/09
65661	Bank of East Asia - BOCL R Bull CBBC Dec 2015 A	2015/07/08	2015/07/09
65617	Credit Suisse AG - HSI R Bull CBBC Jul 2015 S	2015/07/08	2015/07/09
65205	Standard Chartered Bank - HSBC R Bull CBBC Dec 2015 A	2015/07/08	2015/07/09
65383	J P Morgan SP BV - HSI R Bull CBBC Dec 2015 E	2015/07/08	2015/07/09
66575	BNP Paribas Arbit Issu B.V. - HSI R Bull CBBC Dec 2015 K	2015/07/08	2015/07/09
64804	J P Morgan SP BV - HSI R Bull CBBC Nov 2015 F	2015/07/08	2015/07/09
65516	Credit Suisse AG - HSI R Bull CBBC Oct 2015 M	2015/07/08	2015/07/09
64802	UBS AG - HSI R Bull CBBC Oct 2015 D	2015/07/08	2015/07/09
66597	J P Morgan SP BV - HSI R Bull CBBC Aug 2015 S	2015/07/08	2015/07/09
65296	Credit Suisse AG - HSCEI R Bull CBBC Oct 2015 A	2015/07/08	2015/07/09
62038	HK Bank - China Mobile R Bull CBBC Jul 2015 K	2015/07/08	2015/07/09
64486	J P Morgan SP BV - HSCEI R Bull CBBC Sep 2015 B	2015/07/08	2015/07/09
61340	BNP Paribas Arbit Issu B.V. - HSCEI R Bull CBBC Nov 2015 F	2015/07/08	2015/07/09
60256	HK Bank - CUni R Bull CBBC Aug 2015 A	2015/07/08	2015/07/09
68556	HK Bank - HSI R Bull CBBC Jun 2016 H	2015/07/08	2015/07/09
61679	SGA Societe Generale Acceptance NV -HSCEI R Bull CBBC Jan16G	2015/07/08	2015/07/09
67359	UBS AG - HSI R Bull CBBC Jul 2015 O	2015/07/08	2015/07/09
61333	BNP Paribas Arbit Issu B.V. - HSCEI R Bull CBBC Nov 2015 E	2015/07/08	2015/07/09
64782	Credit Suisse AG - HSI R Bull CBBC Jul 2015 U	2015/07/08	2015/07/09
61386	BNP Paribas Arbit Issu B.V. - CC Bank R Bull CBBC Dec 2015 C	2015/07/08	2015/07/09
65544	BNP Paribas Arbit Issu B.V. - HSI R Bull CBBC Nov 2015 Y	2015/07/08	2015/07/09
65019	J P Morgan SP BV - HSI R Bull CBBC Sep 2015 X	2015/07/08	2015/07/09
64821	J P Morgan SP BV - HSI R Bull CBBC Nov 2015 G	2015/07/08	2015/07/09
65556	SGA Societe Generale Acceptance N.V.-HSI R Bull CBBC Dec15 D	2015/07/08	2015/07/09
68073	HK Bank - CC Bank R Bull CBBC Oct 2016 A	2015/07/08	2015/07/09
65042	UBS AG - HSI R Bull CBBC Oct 2015 E	2015/07/08	2015/07/09
65562	J P Morgan SP BV - HSI R Bull CBBC Dec 2015 G	2015/07/08	2015/07/09
64777	Bank of East Asia - Minsheng Bank R Bull CBBC Nov 2015 A	2015/07/08	2015/07/09
67358	UBS AG - HSI R Bull CBBC Jul 2015 M	2015/07/08	2015/07/09
61942	UBS AG - HKEx R Bull CBBC Aug 2016 A	2015/07/09	2015/07/10
61961	J P Morgan SP BV - HSI R Bull CBBC Jan 2016 P	2015/07/09	2015/07/10
61962	J P Morgan SP BV - HSI R Bull CBBC Feb 2016 I	2015/07/09	2015/07/10
61963	J P Morgan SP BV - HSI R Bull CBBC Mar 2016 F	2015/07/09	2015/07/10
62695	Bank of East Asia - Haitong Sec R Bull CBBC Jan 2016 A	2015/07/09	2015/07/10
61972	J P Morgan SP BV - HSCEI R Bull CBBC Mar 2016 G	2015/07/09	2015/07/10
61979	J P Morgan SP BV - A50 China R Bull CBBC Jan 2016 D	2015/07/09	2015/07/10
61981	J P Morgan SP BV - HKEx R Bull CBBC Jan 2016 A	2015/07/09	2015/07/10
61958	J P Morgan SP BV - HSI R Bull CBBC Dec 2015 Z	2015/07/09	2015/07/10
61887	Standard Chartered Bank - HSI R Bull CBBC Oct 2015 B	2015/07/09	2015/07/10
61941	UBS AG - HSI R Bull CBBC Jan 2016 B	2015/07/09	2015/07/10
61984	J P Morgan SP BV - HKEx R Bull CBBC Feb 2016 A	2015/07/09	2015/07/10
61846	HK Bank - Ping An R Bull CBBC Apr 2016 J	2015/07/09	2015/07/10
61847	HK Bank - CSOP A50 ETF R Bull CBBC Mar 2016 K	2015/07/09	2015/07/10
61848	HK Bank - HSCEI R Bull CBBC Jul 2016 B	2015/07/09	2015/07/10
61849	HK Bank - CSOP A50 ETF R Bull CBBC Apr 2016 E	2015/07/09	2015/07/10
61856	HK Bank - CSOP A50 ETF R Bull CBBC May 2016 C	2015/07/09	2015/07/10
61857	HK Bank - A50 R Bull CBBC May 2016 D	2015/07/09	2015/07/10
61858	HK Bank - A50 R Bull CBBC Apr 2016 G	2015/07/09	2015/07/10
61860	HK Bank - Ping An R Bull CBBC Feb 2016 I	2015/07/09	2015/07/10
61914	Credit Suisse AG - HSI R Bull CBBC Jan 2016 I	2015/07/09	2015/07/10
61867	HK Bank - HSI R Bull CBBC Apr 2016 O	2015/07/09	2015/07/10
61938	UBS AG - HSI R Bull CBBC Jan 2016 A	2015/07/09	2015/07/10
61892	Credit Suisse AG - HSCEI R Bull CBBC Nov 2015 L	2015/07/09	2015/07/10
61899	Credit Suisse AG - HSCEI R Bull CBBC Nov 2015 M	2015/07/09	2015/07/10
61902	Credit Suisse AG - HKEx R Bull CBBC Dec 2015 G	2015/07/09	2015/07/10
61904	Credit Suisse AG - HKEx R Bull CBBC Dec 2015 H	2015/07/09	2015/07/10
61908	SGA Societe Generale Acceptance N.V.-HSI R Bull CBBC Jan16 Y	2015/07/09	2015/07/10
61910	Credit Suisse AG - HSI R Bull CBBC Jan 2016 F	2015/07/09	2015/07/10
61913	Credit Suisse AG - HSI R Bull CBBC Jan 2016 H	2015/07/09	2015/07/10
61920	Credit Suisse AG - HSI R Bull CBBC Jan 2016 J	2015/07/09	2015/07/10
61935	UBS AG - HSI R Bull CBBC Feb 2016 Z	2015/07/09	2015/07/10
61936	UBS AG - HSI R Bull CBBC Mar 2016 J	2015/07/09	2015/07/10
61937	UBS AG - HSI R Bull CBBC Feb 2016 C	2015/07/09	2015/07/10
61862	HK Bank - HKEx R Bull CBBC Jul 2016 E	2015/07/09	2015/07/10
61985	J P Morgan SP BV - China Life R Bull CBBC Mar 2016 B	2015/07/09	2015/07/10
61990	Bank of East Asia - HKEx R Bull CBBC May 2016 A	2015/07/09	2015/07/10
61825	HK Bank - Haitong Sec R Bull CBBC Oct 2015 A	2015/07/09	2015/07/10
61455	SGA Societe Generale Acceptance N.V.-CITIC R Bull CBBC Dec15A	2015/07/09	2015/07/10
62077	UBS AG - HSI R Bull CBBC Jan 2016 C	2015/07/10	2015/07/13
68801	HK Bank - China Mobile R Bull CBBC Jul 2015 B	2015/07/10	2015/07/14
64495	UBS AG - Ping An R Bull CBBC Jul 2015 B	2015/07/10	2015/07/14
62071	Credit Suisse AG - HSI R Bull CBBC Feb 2016 H	2015/07/10	2015/07/13
62072	Credit Suisse AG - HSI R Bull CBBC Feb 2016 I	2015/07/10	2015/07/13
68651	UBS AG - China Mobile R Bull CBBC Jul 2015 A	2015/07/10	2015/07/14
62073	Credit Suisse AG - HSI R Bull CBBC Feb 2016 J	2015/07/10	2015/07/13
68845	UBS AG - HSBC R Bull CBBC Jul 2015 A	2015/07/10	2015/07/14
64945	UBS AG - China Life R Bull CBBC Jul 2015 C	2015/07/10	2015/07/14

List of expired CBBC, 2015 (continued)

Code	CBBC	Last trading date	Delisted date
62143	BNP Paribas Arbit Issu B.V. – HKEx R Bull CBBC Dec 2015 F	2015/07/10	2015/07/13
62118	J P Morgan SP BV – HSI R Bull CBBC Mar 2016 B	2015/07/10	2015/07/13
62059	Credit Suisse AG – HKEx R Bull CBBC Feb 2016 B	2015/07/10	2015/07/13
64030	UBS AG – TCH R Bull CBBC Jul 2015 A	2015/07/10	2015/07/14
62080	UBS AG – HSI R Bull CBBC Jan 2016 T	2015/07/10	2015/07/13
62081	UBS AG – HSCEI R Bull CBBC Mar 2016 D	2015/07/10	2015/07/13
62117	J P Morgan SP BV – HSI R Bull CBBC Feb 2016 M	2015/07/10	2015/07/13
68837	UBS AG – ICBC R Bull CBBC Jul 2015 A	2015/07/10	2015/07/14
62115	J P Morgan SP BV – HSI R Bull CBBC Jan 2016 W	2015/07/10	2015/07/13
60957	Credit Suisse AG – CSOP A50 ETF R Bear CBBC Nov 2015 E	2015/07/10	2015/07/13
62129	J P Morgan SP BV – HSCEI R Bull CBBC Apr 2016 A	2015/07/10	2015/07/13
68629	HK Bank – TCH R Bull CBBC Jul 2015 H	2015/07/10	2015/07/14
62028	HK Bank – CSOP A50 ETF R Bear CBBC Jul 2016 B	2015/07/10	2015/07/13
62004	HK Bank – A50 R Bear CBBC Jul 2016 A	2015/07/10	2015/07/13
66750	HK Bank – TCH R Bull CBBC Jul 2015 A	2015/07/10	2015/07/14
61814	HK Bank – A50 R Bull CBBC Jul 2015 A	2015/07/10	2015/07/14
62033	J P Morgan SP BV – HSI R Bull CBBC Feb 2016 L	2015/07/10	2015/07/13
61349	BNP Paribas Arbit Issu B.V. –CSOP A50 ETF R Bear CBBC Oct15B	2015/07/10	2015/07/13
62035	Standard Chartered Bank – HSI R Bull CBBC Oct 2015 C	2015/07/10	2015/07/13
69882	HK Bank – CKH R Bull CBBC Jul 2015 C	2015/07/10	2015/07/14
60604	BNP Paribas Arbit Issu B.V. – A50 R Bear CBBC Nov 2015 E	2015/07/10	2015/07/13
66972	UBS AG – China Life R Bull CBBC Jul 2015 B	2015/07/10	2015/07/14
66700	HK Bank – COVS R Bull CBBC Jul 2015 A	2015/07/10	2015/07/14
61818	HK Bank – CSOP A50 ETF R Bull CBBC Jul 2015 C	2015/07/10	2015/07/14
61553	UBS AG – CM Bank R Bull CBBC Jul 2015 A	2015/07/10	2015/07/14
62179	HK Bank – HSI R Bull CBBC Jun 2016 K	2015/07/13	2015/07/14
62215	BNP Paribas Arbit Issu B.V. – HSI R Bull CBBC Dec 2015 B	2015/07/13	2015/07/14
62217	BNP Paribas Arbit Issu B.V. – HSI R Bull CBBC Jan 2016 X	2015/07/13	2015/07/14
62214	BNP Paribas Arbit Issu B.V. – HSI R Bull CBBC Jan 2016 W	2015/07/13	2015/07/14
62219	BNP Paribas Arbit Issu B.V. – HSI R Bull CBBC Dec 2015 F	2015/07/13	2015/07/14
62178	HK Bank – TCH R Bull CBBC Jun 2016 D	2015/07/13	2015/07/14
62177	HK Bank – HSI R Bull CBBC Jul 2016 F	2015/07/13	2015/07/14
62174	HK Bank – HKEx R Bull CBBC Oct 2016 B	2015/07/13	2015/07/14
62176	HK Bank – TCH R Bull CBBC Feb 2016 J	2015/07/13	2015/07/14
62197	SGA Societe Generale Acceptance N.V.-HSI R Bull CBBC Mar 16F	2015/07/13	2015/07/14
62188	SGA Societe Generale Acceptance NV -HSCEI R Bull CBBC Jan16I	2015/07/13	2015/07/14
62165	HK Bank – HKEx R Bull CBBC Oct 2016 A	2015/07/13	2015/07/14
62212	J P Morgan SP BV – HSI R Bull CBBC Jan 2016 L	2015/07/13	2015/07/14
62211	J P Morgan SP BV – HSCEI R Bull CBBC Apr 2016 B	2015/07/13	2015/07/14
62191	SGA Societe Generale Acceptance N.V.-HSI R Bull CBBC Jan 16Z	2015/07/13	2015/07/14
62220	Credit Suisse AG – HSI R Bull CBBC Feb 2016 K	2015/07/13	2015/07/14
62210	J P Morgan SP BV – HSI R Bull CBBC Apr 2016 E	2015/07/13	2015/07/14
62196	SGA Societe Generale Acceptance N.V.-HSI R Bull CBBC Mar 16E	2015/07/13	2015/07/14
62213	J P Morgan SP BV – HSI R Bull CBBC Mar 2016 G	2015/07/13	2015/07/14
62389	UBS AG – HSI R Bull CBBC Feb 2016 B	2015/07/13	2015/07/14
62413	UBS AG – HSI R Bull CBBC Mar 2016 N	2015/07/13	2015/07/14
62236	Credit Suisse AG – HSI R Bull CBBC Feb 2016 O	2015/07/13	2015/07/14
62398	UBS AG – HSI R Bull CBBC Feb 2016 E	2015/07/13	2015/07/14
62054	Credit Suisse AG – HKEx R Bull CBBC Feb 2016 A	2015/07/13	2015/07/14
62396	UBS AG – HSI R Bull CBBC Mar 2016 M	2015/07/13	2015/07/14
62393	UBS AG – HSI R Bull CBBC Feb 2016 G	2015/07/13	2015/07/14
62392	UBS AG – HSI R Bull CBBC Mar 2016 L	2015/07/13	2015/07/14
62225	Credit Suisse AG – HSI R Bull CBBC Feb 2016 L	2015/07/13	2015/07/14
62280	SGA Societe Generale Acceptance N.V.-HSI R Bull CBBC Feb 16E	2015/07/13	2015/07/14
62415	UBS AG – HSI R Bull CBBC Feb 2016 H	2015/07/13	2015/07/14
62385	UBS AG – HSI R Bull CBBC Mar 2016 K	2015/07/13	2015/07/14
62377	J P Morgan SP BV – HSI R Bull CBBC Apr 2016 F	2015/07/13	2015/07/14
62376	J P Morgan SP BV – HSI R Bull CBBC Mar 2016 A	2015/07/13	2015/07/14
62375	J P Morgan SP BV – HSI R Bear CBBC Oct 2015 Z	2015/07/13	2015/07/14
62282	SGA Societe Generale Acceptance N.V.-HSI R Bull CBBC Feb 16F	2015/07/13	2015/07/14
62332	Credit Suisse AG – HSI R Bull CBBC Feb 2016 U	2015/07/13	2015/07/14
62334	Credit Suisse AG – HSCEI R Bull CBBC Jan 2016 E	2015/07/13	2015/07/14
62279	SGA Societe Generale Acceptance N.V.-HSI R Bull CBBC Feb 16A	2015/07/13	2015/07/14
62251	Standard Chartered Bank – HSI R Bull CBBC Oct 2015 F	2015/07/13	2015/07/14
62227	Credit Suisse AG – HSI R Bull CBBC Feb 2016 M	2015/07/13	2015/07/14
62235	Credit Suisse AG – HSI R Bull CBBC Feb 2016 N	2015/07/13	2015/07/14
62486	Credit Suisse AG – HSI R Bear CBBC Nov 2015 O	2015/07/13	2015/07/14
62409	UBS AG – HSCEI R Bull CBBC Feb 2016 I	2015/07/13	2015/07/14
62247	Standard Chartered Bank – HSI R Bull CBBC Oct 2015 D	2015/07/13	2015/07/14
62416	UBS AG – HSCEI R Bull CBBC Jan 2016 K	2015/07/13	2015/07/14
62252	Standard Chartered Bank – HSI R Bull CBBC Oct 2015 I	2015/07/13	2015/07/14
62434	BNP Paribas Arbit Issu B.V. – HSI R Bull CBBC Dec 2015 C	2015/07/13	2015/07/14
62431	BNP Paribas Arbit Issu B.V. – HSI R Bull CBBC Dec 2015 W	2015/07/13	2015/07/14
62433	BNP Paribas Arbit Issu B.V. – HSI R Bull CBBC Jan 2016 C	2015/07/13	2015/07/14
62417	UBS AG – HSI R Bear CBBC Oct 2015 Y	2015/07/13	2015/07/14
62659	SGA Societe Generale Acceptance N.V.-HSI R Bear CBBC Jan16M	2015/07/14	2015/07/15
62658	SGA Societe Generale Acceptance N.V.-HSI R Bear CBBC Jan16 L	2015/07/14	2015/07/15
62595	Credit Suisse AG – HSI R Bull CBBC Mar 2016 R	2015/07/14	2015/07/15
62640	J P Morgan SP BV – HSI R Bear CBBC Nov 2015 Q	2015/07/14	2015/07/15
69071	HK Bank – Galaxy Ent R Bear CBBC Jun 2016 A	2015/07/14	2015/07/15
62570	Standard Chartered Bank – HSI R Bull CBBC Oct 2015 E	2015/07/14	2015/07/15
62637	J P Morgan SP BV – HSI R Bear CBBC Nov 2015 P	2015/07/14	2015/07/15
62576	SGA Societe Generale Acceptance N.V.-HSI R Bull CBBC Jan16 M	2015/07/14	2015/07/15
62599	Credit Suisse AG – HSI R Bull CBBC Mar 2016 S	2015/07/14	2015/07/15
62590	J P Morgan SP BV – HSI R Bull CBBC Feb 2016 N	2015/07/14	2015/07/15
62614	Credit Suisse AG – HSCEI R Bear CBBC Oct 2015 J	2015/07/14	2015/07/15
62587	J P Morgan SP BV – HSCEI R Bull CBBC Apr 2016 C	2015/07/14	2015/07/15

List of expired CBBC, 2015 (continued)

Code	CBBC	Last trading date	Delisted date
62583	SGA Societe Generale Acceptance N.V.-HSI R Bull CBBC Mar16 J	2015/07/14	2015/07/15
62661	BNP Paribas Arbit Issu B.V. - HSI R Bear CBBC Oct 2015 P	2015/07/14	2015/07/15
62704	UBS AG - HSI R Bull CBBC Mar 2016 O	2015/07/14	2015/07/15
62783	UBS AG - HSCEI R Bull CBBC Jan 2016 L	2015/07/14	2015/07/15
62850	J P Morgan SP BV - HSCEI R Bear CBBC Apr 2016 D	2015/07/14	2015/07/15
62746	UBS AG - HSI R Bear CBBC Dec 2015 I	2015/07/14	2015/07/15
69649	Standard Chartered Bank - China Mobile R Bull CBBC Jul 2015B	2015/07/14	2015/07/16
62782	UBS AG - HSCEI R Bear CBBC Nov 2015 L	2015/07/14	2015/07/15
62706	UBS AG - HSI R Bull CBBC Feb 2016 K	2015/07/14	2015/07/15
62701	UBS AG - HSI R Bull CBBC Feb 2016 J	2015/07/14	2015/07/15
62697	Credit Suisse AG - HSI R Bear CBBC Dec 2015 L	2015/07/14	2015/07/15
62693	Credit Suisse AG - HSI R Bear CBBC Dec 2015 K	2015/07/14	2015/07/15
64526	Standard Chartered Bank - China Mobile R Bull CBBC Jul 2015C	2015/07/14	2015/07/16
62742	UBS AG - HSI R Bear CBBC Nov 2015 L	2015/07/14	2015/07/15
62662	BNP Paribas Arbit Issu B.V. - HSI R Bear CBBC Oct 2015 Q	2015/07/14	2015/07/15
62745	UBS AG - HSI R Bear CBBC Dec 2015 H	2015/07/14	2015/07/15
60257	HK Bank - Sands China R Bear CBBC Aug 2016 A	2015/07/14	2015/07/15
61997	J P Morgan SP BV - Ping An R Bull CBBC Jul 2015 A	2015/07/15	2015/07/17
63496	Standard Chartered Bank - HSI R Bear CBBC Nov 2015 C	2015/07/15	2015/07/16
63091	SGA Societe Generale Acceptance NV -HSCEI R Bear CBBC Jan16I	2015/07/15	2015/07/16
63489	Standard Chartered Bank - HSI R Bear CBBC Nov 2015 B	2015/07/15	2015/07/16
63488	Standard Chartered Bank - HSI R Bear CBBC Nov 2015 A	2015/07/15	2015/07/16
63089	SGA Societe Generale Acceptance NV -HSCEI R Bear CBBC Jan16H	2015/07/15	2015/07/16
63486	BNP Paribas Arbit Issu B.V. - HSCEI R Bear CBBC Dec 2015 A	2015/07/15	2015/07/16
62862	HK Bank - HSI R Bear CBBC Mar 2016 W	2015/07/15	2015/07/16
63661	BNP Paribas Arbit Issu B.V. -CSOP A50 ETF R Bear CBBC Oct15C	2015/07/15	2015/07/16
63468	BNP Paribas Arbit Issu B.V. - HSI R Bear CBBC Nov 2015 S	2015/07/15	2015/07/16
63058	Credit Suisse AG - HSCEI R Bear CBBC Nov 2015 F	2015/07/15	2015/07/16
63639	BNP Paribas Arbit Issu B.V. - HSI R Bear CBBC Nov 2015 V	2015/07/15	2015/07/16
62890	HK Bank - TCH R Bear CBBC Jul 2016 C	2015/07/15	2015/07/16
63025	Credit Suisse AG - HSI R Bull CBBC Apr 2016 H	2015/07/15	2015/07/16
63501	J P Morgan SP BV - HSI R Bear CBBC Nov 2015 R	2015/07/15	2015/07/16
65648	HK Bank - China Mobile R Bear CBBC Jul 2015 G	2015/07/15	2015/07/17
63469	BNP Paribas Arbit Issu B.V. - HSI R Bear CBBC Nov 2015 T	2015/07/15	2015/07/16
62411	UBS AG - HSCEI R Bull CBBC Mar 2016 F	2015/07/15	2015/07/16
63638	BNP Paribas Arbit Issu B.V. - HSI R Bear CBBC Nov 2015 U	2015/07/15	2015/07/16
63579	Credit Suisse AG - HSI R Bear CBBC Jan 2016 J	2015/07/15	2015/07/16
63102	SGA Societe Generale Acceptance N.V.-HSI R Bear CBBC Jan16 Q	2015/07/15	2015/07/16
63106	SGA Societe Generale Acceptance N.V.-HSI R Bear CBBC Jan16 R	2015/07/15	2015/07/16
63109	SGA Societe Generale Acceptance N.V.-HSI R Bear CBBC Jan16 S	2015/07/15	2015/07/16
62062	HK Bank - Great Wall Motor R Bull CBBC Jun 2016 A	2015/07/15	2015/07/16
63113	SGA Societe Generale Acceptance N.V.-HSI R Bear CBBC Jan16 T	2015/07/15	2015/07/16
63458	BNP Paribas Arbit Issu B.V. - HSI R Bear CBBC Nov 2015 O	2015/07/15	2015/07/16
63577	Credit Suisse AG - HSI R Bear CBBC Jan 2016 I	2015/07/15	2015/07/16
63528	SGA Societe Generale Acceptance N.V.-HSI R Bear CBBC Feb16 C	2015/07/15	2015/07/16
63526	SGA Societe Generale Acceptance N.V.-HSI R Bear CBBC Jan16 V	2015/07/15	2015/07/16
63097	SGA Societe Generale Acceptance N.V.-HSI R Bear CBBC Jan16 P	2015/07/15	2015/07/16
63524	J P Morgan SP BV - HSCEI R Bear CBBC Apr 2016 E	2015/07/15	2015/07/16
63500	Standard Chartered Bank - HSI R Bear CBBC Nov 2015 D	2015/07/15	2015/07/16
63580	Credit Suisse AG - HSI R Bear CBBC Jan 2016 K	2015/07/15	2015/07/16
63515	J P Morgan SP BV - HSI R Bear CBBC Jan 2016 E	2015/07/15	2015/07/16
63510	J P Morgan SP BV - HSI R Bear CBBC Dec 2015 I	2015/07/15	2015/07/16
63582	Credit Suisse AG - HSI R Bear CBBC Jan 2016 L	2015/07/15	2015/07/16
63587	Credit Suisse AG - HSI R Bear CBBC Jan 2016 M	2015/07/15	2015/07/16
63506	J P Morgan SP BV - HSI R Bear CBBC Dec 2015 H	2015/07/15	2015/07/16
63504	J P Morgan SP BV - HSI R Bear CBBC Nov 2015 S	2015/07/15	2015/07/16
63121	SGA Societe Generale Acceptance N.V.-HSI R Bear CBBC Feb16 A	2015/07/15	2015/07/16
63593	Credit Suisse AG - HSI R Bear CBBC Jan 2016 N	2015/07/15	2015/07/16
63467	BNP Paribas Arbit Issu B.V. - HSI R Bear CBBC Nov 2015 R	2015/07/15	2015/07/16
63525	SGA Societe Generale Acceptance N.V.-HSI R Bear CBBC Jan16 U	2015/07/15	2015/07/16
63342	UBS AG - HSI R Bear CBBC Jan 2016 B	2015/07/15	2015/07/16
63397	UBS AG - HSI R Bear CBBC Feb 2016 A	2015/07/15	2015/07/16
63379	UBS AG - HSI R Bear CBBC Jan 2016 G	2015/07/15	2015/07/16
68834	HK Bank - China Mobile R Bull CBBC Jul 2015 D	2015/07/15	2015/07/17
63367	UBS AG - HSI R Bear CBBC Jan 2016 F	2015/07/15	2015/07/16
62591	J P Morgan SP BV - HSI R Bull CBBC Apr 2016 H	2015/07/15	2015/07/16
63361	UBS AG - HSI R Bear CBBC Jan 2016 E	2015/07/15	2015/07/16
63353	UBS AG - HSI R Bear CBBC Jan 2016 D	2015/07/15	2015/07/16
63398	UBS AG - HSI R Bear CBBC Mar 2016 A	2015/07/15	2015/07/16
63349	UBS AG - HSI R Bear CBBC Jan 2016 C	2015/07/15	2015/07/16
63368	UBS AG - HSI R Bear CBBC Nov 2015 N	2015/07/15	2015/07/16
63334	UBS AG - HSI R Bear CBBC Dec 2015 N	2015/07/15	2015/07/16
63331	UBS AG - HSI R Bear CBBC Jan 2016 A	2015/07/15	2015/07/16
63327	UBS AG - HSI R Bear CBBC Dec 2015 M	2015/07/15	2015/07/16
62337	Credit Suisse AG - HSCEI R Bull CBBC Jan 2016 F	2015/07/15	2015/07/16
63238	UBS AG - HSI R Bull CBBC Apr 2016 F	2015/07/15	2015/07/16
62975	SGA Societe Generale Acceptance NV -HSCEI R Bull CBBC Feb16P	2015/07/15	2015/07/16
62166	J P Morgan SP BV - Galaxy Ent R Bear CBBC Jul 2015 A	2015/07/15	2015/07/17
63352	UBS AG - HSI R Bear CBBC Dec 2015 O	2015/07/15	2015/07/16
62173	HK Bank - HKEx R Bull CBBC Sep 2016 A	2015/07/15	2015/07/16
63366	UBS AG - HSI R Bear CBBC Dec 2015 P	2015/07/15	2015/07/16
63459	BNP Paribas Arbit Issu B.V. - HSI R Bear CBBC Nov 2015 P	2015/07/15	2015/07/16
68978	Standard Chartered Bank - China Mobile R Bull CBBC Jul 2015A	2015/07/15	2015/07/17
63464	BNP Paribas Arbit Issu B.V. - HSI R Bear CBBC Nov 2015 Q	2015/07/15	2015/07/16
63402	UBS AG - HSCEI R Bear CBBC Oct 2015 Q	2015/07/15	2015/07/16
63407	UBS AG - HSCEI R Bear CBBC Nov 2015 M	2015/07/15	2015/07/16
63412	UBS AG - HSCEI R Bear CBBC Oct 2015 R	2015/07/15	2015/07/16

List of expired CBBC, 2015 (continued)

Code	CBBC	Last trading date	Delisted date
62607	Credit Suisse AG – HSI R Bull CBBC Mar 2016 T	2015/07/15	2015/07/16
63546	SGA Societe Generale Acceptance N.V.-HSI R Bear CBBC Feb16 D	2015/07/15	2015/07/16
63915	SGA Societe Generale Acceptance N.V.-HSI R Bear CBBC Feb16 F	2015/07/16	2015/07/17
63926	SGA Societe Generale Acceptance N.V.-HSI R Bear CBBC Feb16 G	2015/07/16	2015/07/17
63927	SGA Societe Generale Acceptance N.V.-HSI R Bear CBBC Feb16 H	2015/07/16	2015/07/17
63912	SGA Societe Generale Acceptance N.V.-HSI R Bear CBBC Feb16 E	2015/07/16	2015/07/17
63944	Standard Chartered Bank – HSI R Bear CBBC Nov 2015 F	2015/07/16	2015/07/17
63777	HK Bank – HSI R Bear CBBC Jun 2016 G	2015/07/16	2015/07/17
63962	Credit Suisse AG – HSI R Bear CBBC Feb 2016 F	2015/07/16	2015/07/17
63951	Credit Suisse AG – HSI R Bear CBBC Feb 2016 C	2015/07/16	2015/07/17
63958	Credit Suisse AG – HSI R Bear CBBC Feb 2016 D	2015/07/16	2015/07/17
63942	Standard Chartered Bank – HSI R Bear CBBC Nov 2015 E	2015/07/16	2015/07/17
69664	Standard Chartered Bank – Minsheng Bank R Bull CBBC Jul 15 A	2015/07/16	2015/07/20
63778	HK Bank – HSI R Bear CBBC May 2016 M	2015/07/16	2015/07/17
63999	Credit Suisse AG – HSI R Bear CBBC Jan 2016 R	2015/07/16	2015/07/17
63960	Credit Suisse AG – HSI R Bear CBBC Feb 2016 E	2015/07/16	2015/07/17
63896	J P Morgan SP BV – HSI R Bear CBBC Jan 2016 G	2015/07/16	2015/07/17
63786	HK Bank – HSI R Bear CBBC Aug 2016 B	2015/07/16	2015/07/17
63895	J P Morgan SP BV – HSI R Bear CBBC Dec 2015 K	2015/07/16	2015/07/17
63994	Credit Suisse AG – HSI R Bear CBBC Jan 2016 Q	2015/07/16	2015/07/17
63801	HK Bank – HSCEI R Bear CBBC May 2016 H	2015/07/16	2015/07/17
63892	J P Morgan SP BV – HSI R Bear CBBC Dec 2015 J	2015/07/16	2015/07/17
63891	J P Morgan SP BV – HSI R Bear CBBC Nov 2015 T	2015/07/16	2015/07/17
63887	HK Bank – CSOP A50 ETF R Bear CBBC Jul 2016 C	2015/07/16	2015/07/17
63966	Credit Suisse AG – HSCEI R Bear CBBC Nov 2015 G	2015/07/16	2015/07/17
64256	BNP Paribas Arbit Issu B.V. – HSI R Bear CBBC Oct 2015 D	2015/07/16	2015/07/17
63780	HK Bank – HSI R Bear CBBC Apr 2016 S	2015/07/16	2015/07/17
64076	UBS AG – HSI R Bear CBBC Jan 2016 K	2015/07/16	2015/07/17
64086	UBS AG – HSI R Bear CBBC Jan 2016 L	2015/07/16	2015/07/17
64083	UBS AG – HSI R Bear CBBC Dec 2015 T	2015/07/16	2015/07/17
64106	UBS AG – HSCEI R Bear CBBC Nov 2015 N	2015/07/16	2015/07/17
64087	UBS AG – HSI R Bear CBBC Dec 2015 U	2015/07/16	2015/07/17
64095	UBS AG – HSI R Bear CBBC Dec 2015 V	2015/07/16	2015/07/17
64088	UBS AG – HSI R Bear CBBC Jan 2016 M	2015/07/16	2015/07/17
64069	UBS AG – HSI R Bear CBBC Dec 2015 S	2015/07/16	2015/07/17
64097	UBS AG – HSI R Bear CBBC Jan 2016 N	2015/07/16	2015/07/17
64103	UBS AG – HSI R Bear CBBC Jan 2016 O	2015/07/16	2015/07/17
64068	UBS AG – HSI R Bear CBBC Jan 2016 J	2015/07/16	2015/07/17
61861	HK Bank – ABC R Bull CBBC Jul 2015 A	2015/07/16	2015/07/20
64105	UBS AG – HSI R Bear CBBC Jan 2016 P	2015/07/16	2015/07/17
66966	UBS AG – BOCL R Bull CBBC Jul 2015 A	2015/07/17	2015/07/21
68430	UBS AG – TCH R Bull CBBC Jul 2015 G	2015/07/17	2015/07/21
63134	SGA Societe Generale Acceptance N.V.-HSI R Bear CBBC Feb16 B	2015/07/17	2015/07/20
63399	UBS AG – HSI R Bear CBBC Feb 2016 B	2015/07/17	2015/07/20
65897	UBS AG – CKH R Bull CBBC Jul 2015 A	2015/07/17	2015/07/21
64107	SGA Societe Generale Acceptance NV -HSCEI R Bear CBBC Dec15L	2015/07/17	2015/07/20
68993	UBS AG – China Life R Bull CBBC Jul 2015 A	2015/07/17	2015/07/21
64556	J P Morgan SP BV – HSI R Bear CBBC Dec 2015 L	2015/07/17	2015/07/20
63382	UBS AG – HSI R Bear CBBC Jan 2016 H	2015/07/17	2015/07/20
64000	Credit Suisse AG – HSI R Bear CBBC Jan 2016 S	2015/07/17	2015/07/20
64555	J P Morgan SP BV – HSI R Bear CBBC Nov 2015 U	2015/07/17	2015/07/20
62382	J P Morgan SP BV – HSI R Bear CBBC Nov 2015 N	2015/07/17	2015/07/20
62688	Credit Suisse AG – HSI R Bear CBBC Dec 2015 J	2015/07/17	2015/07/20
62663	BNP Paribas Arbit Issu B.V. – HSI R Bear CBBC Oct 2015 O	2015/07/17	2015/07/20
61822	HK Bank – CSOP A50 ETF R Bull CBBC Jul 2015 D	2015/07/17	2015/07/21
64331	HK Bank – HSI R Bear CBBC Dec 2016 A	2015/07/17	2015/07/20
64607	UBS AG – HSI R Bear CBBC Dec 2015 W	2015/07/17	2015/07/20
62643	J P Morgan SP BV – HSI R Bear CBBC Dec 2015 G	2015/07/17	2015/07/20
63931	Standard Chartered Bank – HSI R Bear CBBC Dec 2015 A	2015/07/17	2015/07/20
63928	SGA Societe Generale Acceptance N.V.-HSI R Bear CBBC Feb16 I	2015/07/17	2015/07/20
63385	UBS AG – HSI R Bear CBBC Dec 2015 Q	2015/07/17	2015/07/20
64611	UBS AG – HSI R Bear CBBC Jan 2016 Q	2015/07/17	2015/07/20
63885	HK Bank – A50 R Bear CBBC Aug 2016 A	2015/07/17	2015/07/20
62630	Macquarie Bank Ltd. – HSI R Bear CBBC Nov 2015 A	2015/07/17	2015/07/20
64612	UBS AG – HSI R Bear CBBC Jan 2016 R	2015/07/17	2015/07/20
61816	HK Bank – A50 R Bull CBBC Jul 2015 B	2015/07/17	2015/07/21
64621	UBS AG – HSI R Bear CBBC Jan 2016 S	2015/07/17	2015/07/20
62285	SGA Societe Generale Acceptance N.V.-HSI R Bear CBBC Dec 15L	2015/07/17	2015/07/20
64628	UBS AG – HSI R Bear CBBC Dec 2015 X	2015/07/17	2015/07/20
62283	SGA Societe Generale Acceptance N.V.-HSI R Bear CBBC Dec 15Z	2015/07/17	2015/07/20
65189	HK Bank – PetCh R Bear CBBC Jul 2015 B	2015/07/17	2015/07/21
66517	HK Bank – TCH R Bull CBBC Jul 2015 M	2015/07/17	2015/07/21
64530	Credit Suisse AG – HSI R Bear CBBC Feb 2016 K	2015/07/17	2015/07/20
64767	HK Bank – Minsheng Bank R Bull CBBC Jul 2015 A	2015/07/17	2015/07/21
64522	Credit Suisse AG – HSI R Bear CBBC Feb 2016 J	2015/07/17	2015/07/20
62436	BNP Paribas Arbit Issu B.V. – HSI R Bear CBBC Nov 2015 K	2015/07/17	2015/07/20
68737	UBS AG – COVS R Bull CBBC Jul 2015 A	2015/07/17	2015/07/21
64350	HK Bank – A50 R Bull CBBC Jul 2015 E	2015/07/17	2015/07/21
64562	Credit Suisse AG – A50 China R Bull CBBC Feb 2016 D	2015/07/17	2015/07/20
64819	J P Morgan SP BV – HSI R Bear CBBC Dec 2015 M	2015/07/17	2015/07/20
68840	UBS AG – ABC R Bull CBBC Jul 2015 A	2015/07/17	2015/07/21
64515	Credit Suisse AG – HSI R Bear CBBC Feb 2016 I	2015/07/17	2015/07/20
63594	Credit Suisse AG – HSI R Bear CBBC Jan 2016 O	2015/07/17	2015/07/20
62487	Credit Suisse AG – HSI R Bear CBBC Nov 2015 W	2015/07/17	2015/07/20
64560	Credit Suisse AG – CSOP A50 ETF R Bull CBBC Feb 2016 B	2015/07/17	2015/07/20
64533	Standard Chartered Bank – HSI R Bear CBBC Nov 2015 G	2015/07/17	2015/07/20
63517	J P Morgan SP BV – HSI R Bear CBBC Jan 2016 F	2015/07/17	2015/07/20

List of expired CBBC, 2015 (continued)

Code	CBBC	Last trading date	Delisted date
60917	HK Bank – ICBC R Bull CBBC Jul 2015 C	2015/07/17	2015/07/21
68810	HK Bank – China Mobile R Bull CBBC Jul 2015 C	2015/07/17	2015/07/21
62551	HK Bank – HSI R Bear CBBC Apr 2016 R	2015/07/17	2015/07/20
64489	SGA Societe Generale Acceptance N.V.-HSI R Bear CBBC Feb16 L	2015/07/17	2015/07/20
68675	UBS AG – BOCL R Bull CBBC Jul 2015 B	2015/07/17	2015/07/21
62748	UBS AG – HSI R Bear CBBC Nov 2015 M	2015/07/17	2015/07/20
64488	SGA Societe Generale Acceptance N.V.-HSI R Bear CBBC Feb16 K	2015/07/17	2015/07/20
63698	BNP Paribas Arbit Issu B.V. – A50 R Bear CBBC Nov 2015 G	2015/07/17	2015/07/20
62421	UBS AG – HSI R Bear CBBC Dec 2015 E	2015/07/17	2015/07/20
62418	UBS AG – HSI R Bear CBBC Nov 2015 J	2015/07/17	2015/07/20
62435	BNP Paribas Arbit Issu B.V. – HSI R Bear CBBC Nov 2015 J	2015/07/17	2015/07/20
64496	Credit Suisse AG – HSI R Bear CBBC Feb 2016 G	2015/07/17	2015/07/20
64514	Credit Suisse AG – HSI R Bear CBBC Feb 2016 H	2015/07/17	2015/07/20
64946	Credit Suisse AG – HSCEI R Bull CBBC Mar 2016 C	2015/07/20	2015/07/21
63784	HK Bank – HSI R Bear CBBC Sep 2016 A	2015/07/20	2015/07/21
64896	Standard Chartered Bank – HSI R Bear CBBC Nov 2015 I	2015/07/20	2015/07/21
62518	HK Bank – TCH R Bear CBBC Jul 2016 B	2015/07/20	2015/07/21
64898	Standard Chartered Bank – HSI R Bear CBBC Nov 2015 J	2015/07/20	2015/07/21
64940	UBS AG – HSI R Bear CBBC Jan 2016 U	2015/07/20	2015/07/21
64915	Credit Suisse AG – HSI R Bear CBBC Jan 2016 W	2015/07/20	2015/07/21
64944	J P Morgan SP BV – HSI R Bear CBBC Dec 2015 N	2015/07/20	2015/07/21
64852	HK Bank – CSOP A50 ETF R Bull CBBC Apr 2016 G	2015/07/20	2015/07/21
64914	Credit Suisse AG – HSI R Bear CBBC Feb 2016 N	2015/07/20	2015/07/21
64906	Credit Suisse AG – HSI R Bear CBBC Feb 2016 M	2015/07/20	2015/07/21
64941	UBS AG – HSI R Bear CBBC Jan 2016 V	2015/07/20	2015/07/21
62370	Credit Suisse AG – TCH R Bear CBBC Dec 2015 A	2015/07/20	2015/07/21
64939	UBS AG – HSI R Bear CBBC Jan 2016 T	2015/07/20	2015/07/21
65000	UBS AG – HSCEI R Bull CBBC Apr 2016 B	2015/07/20	2015/07/21
64943	J P Morgan SP BV – HSI R Bear CBBC Nov 2015 V	2015/07/20	2015/07/21
64913	Credit Suisse AG – HSI R Bear CBBC Jan 2016 V	2015/07/20	2015/07/21
64869	HK Bank – A50 R Bull CBBC Apr 2016 I	2015/07/20	2015/07/21
64374	HK Bank – CSOP A50 ETF R Bull CBBC Jul 2015 G	2015/07/21	2015/07/23
64008	Credit Suisse AG – HSI R Bear CBBC Jan 2016 T	2015/07/21	2015/07/22
64822	J P Morgan SP BV – HSI R Bear CBBC Jan 2016 H	2015/07/21	2015/07/22
65315	J P Morgan SP BV – HSI R Bear CBBC Dec 2015 O	2015/07/21	2015/07/22
65262	Credit Suisse AG – HSI R Bear CBBC Dec 2015 K	2015/07/21	2015/07/22
65242	Credit Suisse AG – HSI R Bear CBBC Dec 2015 N	2015/07/21	2015/07/22
65241	Credit Suisse AG – HSI R Bear CBBC Dec 2015 M	2015/07/21	2015/07/22
63388	UBS AG – HSI R Bear CBBC Jan 2016 I	2015/07/21	2015/07/22
65222	Credit Suisse AG – HSCEI R Bull CBBC Feb 2016 C	2015/07/21	2015/07/22
62764	UBS AG – HSI R Bear CBBC Dec 2015 J	2015/07/21	2015/07/22
65283	UBS AG – HSCEI R Bull CBBC Feb 2016 L	2015/07/21	2015/07/22
62665	BNP Paribas Arbit Issu B.V. – HSI R Bear CBBC Oct 2015 C	2015/07/21	2015/07/22
65286	UBS AG – HSI R Bear CBBC Oct 2015 Y	2015/07/21	2015/07/22
65136	SGA Societe Generale Acceptance N.V.-HSI R Bear CBBC Jan16 W	2015/07/21	2015/07/22
65259	J P Morgan SP BV – HSCEI R Bull CBBC Jul 2016 C	2015/07/21	2015/07/22
63603	Credit Suisse AG – HSI R Bear CBBC Jan 2016 P	2015/07/21	2015/07/22
65257	J P Morgan SP BV – HSI R Bear CBBC Nov 2015 W	2015/07/21	2015/07/22
62584	SGA Societe Generale Acceptance N.V.-HSI R Bear CBBC Jan16 J	2015/07/21	2015/07/22
64132	J P Morgan SP BV – Tencent R Bull CBBC Jul 2015 E	2015/07/21	2015/07/23
65056	HK Bank – HSCEI R Bull CBBC Jul 2016 D	2015/07/21	2015/07/22
63337	HK Bank – ABC R Bull CBBC Jul 2015 B	2015/07/21	2015/07/23
65090	HK Bank – A50 R Bull CBBC May 2016 E	2015/07/21	2015/07/22
65285	UBS AG – HSI R Bear CBBC Jan 2016 W	2015/07/21	2015/07/22
62485	Standard Chartered Bank – HSI R Bear CBBC Oct 2015 R	2015/07/21	2015/07/22
62951	SGA Societe Generale Acceptance N.V.-HSI R Bear CBBC Jan16 O	2015/07/21	2015/07/22
65265	UBS AG – HSI R Bull CBBC Jun 2016 L	2015/07/22	2015/07/23
65440	UBS AG – HSI R Bear CBBC Dec 2015 Y	2015/07/22	2015/07/23
64973	Credit Suisse AG – HSI R Bull CBBC Apr 2016 R	2015/07/22	2015/07/23
65319	HK Bank – Galaxy Ent R Bull CBBC Oct 2016 A	2015/07/22	2015/07/23
64974	UBS AG – HSI R Bull CBBC May 2016 G	2015/07/22	2015/07/23
65436	UBS AG – HSI R Bear CBBC Jan 2016 X	2015/07/22	2015/07/23
65418	Credit Suisse AG – HSI R Bear CBBC Jan 2016 X	2015/07/22	2015/07/23
65420	Credit Suisse AG – HSI R Bear CBBC Mar 2016 A	2015/07/22	2015/07/23
65345	Standard Chartered Bank – HSI R Bear CBBC Nov 2015 L	2015/07/22	2015/07/23
65185	Credit Suisse AG – HSI R Bull CBBC Feb 2016 E	2015/07/22	2015/07/23
62041	Credit Suisse AG – A50 China R Bull CBBC Feb 2016 A	2015/07/22	2015/07/23
65043	BNP Paribas Arbit Issu B.V. – HSI R Bull CBBC Feb 2016 M	2015/07/22	2015/07/23
65450	J P Morgan SP BV – HSI R Bear CBBC Nov 2015 X	2015/07/22	2015/07/23
64937	SGA Societe Generale Acceptance N.V.-HKEx R Bull CBBC Feb16E	2015/07/22	2015/07/23
64899	SGA Societe Generale Acceptance NV -HSCEI R Bull CBBC Jan16L	2015/07/22	2015/07/23
65001	J P Morgan SP BV – HSI R Bull CBBC May 2016 G	2015/07/22	2015/07/23
64352	HK Bank – HKEx R Bull CBBC Feb 2016 F	2015/07/22	2015/07/23
62101	Credit Suisse AG – HKEx R Bull CBBC Mar 2016 A	2015/07/22	2015/07/23
65547	Credit Suisse AG – HSI R Bear CBBC Nov 2015 O	2015/07/23	2015/07/24
65543	Credit Suisse AG – HSI R Bear CBBC Nov 2015 M	2015/07/23	2015/07/24
65525	HK Bank – HSI R Bear CBBC Mar 2016 X	2015/07/23	2015/07/24
62171	J P Morgan SP BV – Sands China R Bear CBBC Jul 2015 A	2015/07/23	2015/07/27
65670	BNP Paribas Arbit Issu B.V. – HSI R Bear CBBC Oct 2015 E	2015/07/23	2015/07/24
65442	UBS AG – HSCEI R Bear CBBC Oct 2015 S	2015/07/23	2015/07/24
65550	Standard Chartered Bank – HKEx R Bull CBBC Jun 2016 A	2015/07/23	2015/07/24
65672	J P Morgan SP BV – HSI R Bear CBBC Nov 2015 Y	2015/07/23	2015/07/24
65598	UBS AG – HSI R Bear CBBC Dec 2015 Z	2015/07/23	2015/07/24
65572	UBS AG – HKEx R Bull CBBC Sep 2016 B	2015/07/23	2015/07/24
62066	HK Bank – China Life R Bull CBBC Jul 2015 C	2015/07/23	2015/07/27
65610	UBS AG – HSCEI R Bull CBBC Jun 2016 D	2015/07/23	2015/07/24
65847	HK Bank – Sands China R Bear CBBC Apr 2016 A	2015/07/23	2015/07/24

List of expired CBBC, 2015 (continued)

Code	CBBC	Last trading date	Delisted date
64148	UBS AG – TCH R Bull CBBC Jul 2015 B	2015/07/24	2015/07/28
69406	HK Bank – PetCh R Bear CBBC Jul 2015 A	2015/07/24	2015/07/28
65662	Credit Suisse AG – HSI R Bull CBBC May 2016 H	2015/07/24	2015/07/27
65637	UBS AG – HSI R Bull CBBC Apr 2016 L	2015/07/24	2015/07/27
64347	HK Bank – A50 R Bull CBBC Jul 2015 D	2015/07/24	2015/07/28
65666	BNP Paribas Arbit Issu B.V. – HSI R Bull CBBC Dec 2016 C	2015/07/24	2015/07/27
65606	HK Bank – Galaxy Ent R Bear CBBC Jul 2015 G	2015/07/24	2015/07/28
67811	HK Bank – Geely Auto R Bull CBBC Jul 2015 A	2015/07/24	2015/07/28
68836	UBS AG – Minsheng Bank R Bull CBBC Jul 2015 A	2015/07/24	2015/07/28
65906	J P Morgan SP BV – HSI R Bull CBBC Mar 2016 M	2015/07/24	2015/07/27
65903	J P Morgan SP BV – A50 China R Bull CBBC Apr 2016 A	2015/07/24	2015/07/27
60060	UBS AG – BOCL R Bull CBBC Jul 2015 C	2015/07/24	2015/07/28
60974	HK Bank – CM Bank R Bull CBBC Jul 2015 A	2015/07/24	2015/07/28
65885	UBS AG – HSI R Bull CBBC May 2016 N	2015/07/24	2015/07/27
65877	UBS AG – HSI R Bull CBBC Jun 2016 N	2015/07/24	2015/07/27
65875	UBS AG – HSI R Bull CBBC May 2016 M	2015/07/24	2015/07/27
65858	UBS AG – HSI R Bear CBBC Dec 2015 H	2015/07/24	2015/07/27
65857	Credit Suisse AG – HSI R Bull CBBC Jun 2016 C	2015/07/24	2015/07/27
64090	Bank of East Asia – Sinopec Corp R Bull CBBC Jul 2015 A	2015/07/24	2015/07/28
65854	Credit Suisse AG – HSI R Bull CBBC Jun 2016 A	2015/07/24	2015/07/27
65772	J P Morgan SP BV – HSI R Bear CBBC Nov 2015 Z	2015/07/24	2015/07/27
63158	UBS AG – Ping An R Bull CBBC Jul 2015 A	2015/07/24	2015/07/28
65838	Standard Chartered Bank – HSI R Bull CBBC Nov 2015 Q	2015/07/24	2015/07/27
65835	BNP Paribas Arbit Issu B.V. – HSI R Bull CBBC Nov 2016 A	2015/07/24	2015/07/27
65831	BNP Paribas Arbit Issu B.V. – HSI R Bull CBBC Dec 2016 D	2015/07/24	2015/07/27
60622	HK Bank – BOCL R Bull CBBC Jul 2015 C	2015/07/24	2015/07/28
65829	SGA Societe Generale Acceptance N.V.-HSI R Bull CBBC Jan16 L	2015/07/24	2015/07/27
65828	SGA Societe Generale Acceptance N.V.-HSI R Bull CBBC Mar16 A	2015/07/24	2015/07/27
65791	Credit Suisse AG – HSI R Bear CBBC Jan 2016 Y	2015/07/24	2015/07/27
63161	UBS AG – ICBC R Bull CBBC Jul 2015 B	2015/07/24	2015/07/28
65787	Credit Suisse AG – HSCEI R Bull CBBC Mar 2016 E	2015/07/24	2015/07/27
65782	Credit Suisse AG – HKEx R Bull CBBC Feb 2016 E	2015/07/24	2015/07/27
65855	Credit Suisse AG – HSI R Bull CBBC Jun 2016 B	2015/07/24	2015/07/27
63307	HK Bank – CSOP A50 ETF R Bull CBBC Jul 2015 E	2015/07/24	2015/07/28
60726	HK Bank – Ping An R Bull CBBC Jul 2015 B	2015/07/24	2015/07/28
64563	HK Bank – China Mobile R Bull CBBC Jul 2015 F	2015/07/24	2015/07/28
66992	HK Bank – CNOOC R Bear CBBC Jul 2015 A	2015/07/24	2015/07/28
65336	J P Morgan SP BV – HSI R Bull CBBC Jun 2016 H	2015/07/24	2015/07/27
65335	SGA Societe Generale Acceptance N.V.-HSI R Bull CBBC Jan16 K	2015/07/24	2015/07/27
65098	Standard Chartered Bank – HSI R Bull CBBC Nov 2015 L	2015/07/24	2015/07/27
64985	UBS AG – HSI R Bull CBBC May 2016 H	2015/07/24	2015/07/27
65364	Credit Suisse AG – HSI R Bull CBBC Mar 2016 B	2015/07/24	2015/07/27
65423	UBS AG – HSI R Bull CBBC May 2016 K	2015/07/24	2015/07/27
66015	J P Morgan SP BV – A50 China R Bull CBBC May 2016 B	2015/07/27	2015/07/28
65088	HK Bank – CSOP A50 ETF R Bull CBBC May 2016 F	2015/07/27	2015/07/28
65018	UBS AG – Petrochina R Bull CBBC Oct 2015 B	2015/07/27	2015/07/28
64876	HK Bank – CNOOC R Bull CBBC Jul 2016 B	2015/07/27	2015/07/28
64877	HK Bank – Lenovo R Bull CBBC Sep 2016 C	2015/07/27	2015/07/28
65025	BNP Paribas Arbit Issu B.V. – HSI R Bull CBBC Feb 2016 K	2015/07/27	2015/07/28
65898	Credit Suisse AG – HSI R Bull CBBC Jun 2016 D	2015/07/27	2015/07/28
65126	SGA Societe Generale Acceptance N.V.-A50 R Bull CBBC Feb16 F	2015/07/27	2015/07/28
65127	SGA Societe Generale Acceptance N.V.-A50 R Bull CBBC Jan16 E	2015/07/27	2015/07/28
65006	J P Morgan SP BV – HSI R Bull CBBC Jul 2016 D	2015/07/27	2015/07/28
65132	SGA Societe Generale Acceptance N.V.-HSI R Bull CBBC Mar16 Z	2015/07/27	2015/07/28
65005	J P Morgan SP BV – HSI R Bull CBBC Jun 2016 F	2015/07/27	2015/07/28
64890	Standard Chartered Bank – HSI R Bull CBBC Nov 2015 J	2015/07/27	2015/07/28
66019	J P Morgan SP BV – Tencent R Bull CBBC Jul 2016 B	2015/07/27	2015/07/28
65199	Credit Suisse AG – HSI R Bull CBBC Feb 2016 F	2015/07/27	2015/07/28
64962	HK Bank – PetCh R Bull CBBC Nov 2015 B	2015/07/27	2015/07/28
65931	Standard Chartered Bank – CSOP A50 ETF R Bull CBBC May 2016 A	2015/07/27	2015/07/28
64744	BNP Paribas Arbit Issu B.V. – A50 Ch R Bull CBBC Dec 2015 T	2015/07/27	2015/07/28
65965	UBS AG – HSI R Bull CBBC Jul 2016 K	2015/07/27	2015/07/28
64772	J P Morgan SP BV – HSI R Bull CBBC Mar 2016 K	2015/07/27	2015/07/28
64779	J P Morgan SP BV – HSI R Bull CBBC May 2016 F	2015/07/27	2015/07/28
65068	HK Bank – HSI R Bull CBBC Jul 2016 I	2015/07/27	2015/07/28
65938	Credit Suisse AG – HSI R Bull CBBC Apr 2016 T	2015/07/27	2015/07/28
65937	Credit Suisse AG – HSI R Bull CBBC Apr 2016 S	2015/07/27	2015/07/28
65999	J P Morgan SP BV – HSI R Bull CBBC Jul 2016 F	2015/07/27	2015/07/28
65917	HK Bank – HSI R Bull CBBC Jul 2016 J	2015/07/27	2015/07/28
65933	Standard Chartered Bank – A50 China R Bull CBBC Apr 2016 A	2015/07/27	2015/07/28
65912	J P Morgan SP BV – HSI R Bull CBBC Apr 2016 P	2015/07/27	2015/07/28
64825	SGA Societe Generale Acceptance N.V.-HSI R Bull CBBC Mar16 Y	2015/07/27	2015/07/28
65929	J P Morgan SP BV – HSI R Bull CBBC Apr 2016 Q	2015/07/27	2015/07/28
65086	HK Bank – CSOP A50 ETF R Bull CBBC May 2016 E	2015/07/27	2015/07/28
65041	BNP Paribas Arbit Issu B.V. – HSI R Bull CBBC Feb 2016 L	2015/07/27	2015/07/28
65922	SGA Societe Generale Acceptance N.V.-HSI R Bull CBBC Feb16 N	2015/07/27	2015/07/28
65920	HK Bank – HKEx R Bull CBBC Jul 2016 I	2015/07/27	2015/07/28
65919	HK Bank – TCH R Bull CBBC Aug 2016 B	2015/07/27	2015/07/28
65918	HK Bank – HSI R Bull CBBC Jun 2016 L	2015/07/27	2015/07/28
65211	Credit Suisse AG – HSI R Bull CBBC Feb 2016 G	2015/07/27	2015/07/28
65934	Standard Chartered Bank – HSI R Bull CBBC Feb 2016 B	2015/07/27	2015/07/28
64922	SGA Societe Generale Acceptance N.V.-HKEx R Bull CBBC Mar16D	2015/07/27	2015/07/28
65402	Credit Suisse AG – CSOP A50 ETF R Bull CBBC Mar 2016 A	2015/07/27	2015/07/28
65679	J P Morgan SP BV – HSI R Bull CBBC Apr 2016 O	2015/07/27	2015/07/28
65678	J P Morgan SP BV – HSI R Bull CBBC Mar 2016 L	2015/07/27	2015/07/28
64476	HK Bank – Great Wall Motor R Bull CBBC Dec 2015 D	2015/07/27	2015/07/28
65407	Credit Suisse AG – A50 China R Bull CBBC Mar 2016 A	2015/07/27	2015/07/28

List of expired CBBC, 2015 (continued)

Code	CBBC	Last trading date	Delisted date
64965	Credit Suisse AG – HSI R Bull CBBC Apr 2016 Q	2015/07/27	2015/07/28
65429	UBS AG – HSI R Bull CBBC May 2016 L	2015/07/27	2015/07/28
65245	Bank of East Asia – HKEx R Bull CBBC Jun 2016 A	2015/07/27	2015/07/28
65638	UBS AG – HSI R Bull CBBC Jul 2016 J	2015/07/27	2015/07/28
65781	Macquarie Bank Ltd. – HSI R Bull CBBC Nov 2015 B	2015/07/27	2015/07/28
64959	Credit Suisse AG – HSI R Bull CBBC Apr 2016 P	2015/07/27	2015/07/28
64957	Credit Suisse AG – HSI R Bull CBBC Mar 2016 A	2015/07/27	2015/07/28
65625	UBS AG – A50 China R Bull CBBC Mar 2016 B	2015/07/27	2015/07/28
64956	Credit Suisse AG – HSI R Bull CBBC Apr 2016 O	2015/07/27	2015/07/28
64953	Credit Suisse AG – HSI R Bull CBBC Apr 2016 N	2015/07/27	2015/07/28
65460	HK Bank – A50 R Bull CBBC Apr 2016 K	2015/07/27	2015/07/28
62774	UBS AG – Sinopec Corp R Bull CBBC Sep 2015 B	2015/07/27	2015/07/28
64948	Credit Suisse AG – HSCEI R Bull CBBC Mar 2016 D	2015/07/27	2015/07/28
65639	Credit Suisse AG – HSI R Bull CBBC May 2016 G	2015/07/27	2015/07/28
65303	BNP Paribas Arbit Issu B.V. – HSI R Bull CBBC Dec 2016 B	2015/07/27	2015/07/28
64902	SGA Societe Generale Acceptance N.V.-HSI R Bull CBBC Feb16 G	2015/07/27	2015/07/28
64904	SGA Societe Generale Acceptance N.V.-HSI R Bull CBBC Feb16 H	2015/07/27	2015/07/28
65558	Standard Chartered Bank – HSI R Bull CBBC Nov 2015 P	2015/07/27	2015/07/28
65252	J P Morgan SP BV – HSI R Bull CBBC Apr 2016 N	2015/07/27	2015/07/28
65047	BNP Paribas Arbit Issu B.V. – HSCEI R Bull CBBC Nov 2015 N	2015/07/27	2015/07/28
65253	J P Morgan SP BV – HSI R Bull CBBC Jun 2016 G	2015/07/27	2015/07/28
65276	UBS AG – HSI R Bull CBBC Apr 2016 J	2015/07/27	2015/07/28
65281	UBS AG – HSI R Bull CBBC Apr 2016 K	2015/07/27	2015/07/28
65765	Standard Chartered Bank – HSI R Bull CBBC Jan 2016 A	2015/07/27	2015/07/28
64996	UBS AG – HSI R Bull CBBC Jun 2016 K	2015/07/27	2015/07/28
65388	Credit Suisse AG – HSI R Bull CBBC Mar 2016 C	2015/07/27	2015/07/28
64995	UBS AG – HSI R Bull CBBC May 2016 I	2015/07/27	2015/07/28
64992	UBS AG – HSI R Bull CBBC Jun 2016 J	2015/07/27	2015/07/28
65321	HK Bank – HKEx R Bull CBBC Jul 2016 H	2015/07/27	2015/07/28
65344	J P Morgan SP BV – HSI R Bull CBBC Jul 2016 E	2015/07/27	2015/07/28
65346	Standard Chartered Bank – HSI R Bull CBBC Nov 2015 N	2015/07/27	2015/07/28
65786	Credit Suisse AG – HKEx R Bull CBBC Jan 2016 C	2015/07/27	2015/07/28
65347	Standard Chartered Bank – HSI R Bull CBBC Nov 2015 O	2015/07/27	2015/07/28
65217	Credit Suisse AG – HSI R Bull CBBC Feb 2016 Z	2015/07/27	2015/07/28
64998	UBS AG – HSI R Bull CBBC May 2016 J	2015/07/27	2015/07/28
64636	HK Bank – Sinopec Corp R Bull CBBC Feb 2016 B	2015/07/27	2015/07/28
62860	HK Bank – HSCEI R Bull CBBC Jul 2016 C	2015/07/27	2015/07/28
64114	SGA Societe Generale Acceptance N.V.-HSI R Bull CBBC Mar16 V	2015/07/27	2015/07/28
64547	Standard Chartered Bank – HSI R Bull CBBC Nov 2015 I	2015/07/27	2015/07/28
64561	Credit Suisse AG – CSOP A50 ETF R Bull CBBC Feb 2016 C	2015/07/27	2015/07/28
63028	Credit Suisse AG – HSI R Bull CBBC Apr 2016 J	2015/07/27	2015/07/28
63980	Credit Suisse AG – HSCEI R Bull CBBC Feb 2016 A	2015/07/27	2015/07/28
63177	J P Morgan SP BV – HSCEI R Bull CBBC Jun 2016 B	2015/07/27	2015/07/28
64651	UBS AG – HSI R Bull CBBC Feb 2016 L	2015/07/27	2015/07/28
64581	Credit Suisse AG – Ping An R Bull CBBC Feb 2016 A	2015/07/27	2015/07/28
64118	Credit Suisse AG – CSOP A50 ETF R Bull CBBC Jan 2016 G	2015/07/27	2015/07/28
63239	UBS AG – HSI R Bull CBBC Jun 2016 A	2015/07/27	2015/07/28
63242	UBS AG – HSI R Bull CBBC Apr 2016 G	2015/07/27	2015/07/28
64278	BNP Paribas Arbit Issu B.V. – HSCEI R Bull CBBC Nov 2015 M	2015/07/27	2015/07/28
64601	Credit Suisse AG – HSI R Bull CBBC Mar 2016 Y	2015/07/27	2015/07/28
62853	J P Morgan SP BV – HKEx R Bull CBBC Oct 2016 A	2015/07/27	2015/07/28
64603	Credit Suisse AG – HSI R Bull CBBC Mar 2016 Z	2015/07/27	2015/07/28
64629	UBS AG – HSI R Bull CBBC Mar 2016 V	2015/07/27	2015/07/28
64574	Credit Suisse AG – China Life R Bull CBBC May 2016 A	2015/07/27	2015/07/28
63027	Credit Suisse AG – HSI R Bull CBBC Apr 2016 I	2015/07/27	2015/07/28
62947	SGA Societe Generale Acceptance N.V.-HSI R Bull CBBC Jan16 H	2015/07/27	2015/07/28
62976	J P Morgan SP BV – HSI R Bull CBBC Mar 2016 H	2015/07/27	2015/07/28
62977	J P Morgan SP BV – HSI R Bull CBBC Apr 2016 I	2015/07/27	2015/07/28
62999	J P Morgan SP BV – HSCEI R Bull CBBC Jun 2016 A	2015/07/27	2015/07/28
64304	Credit Suisse AG – HSI R Bull CBBC Feb 2016 D	2015/07/27	2015/07/28
62030	HK Bank – HSI R Bull CBBC Sep 2016 B	2015/07/27	2015/07/28
62946	SGA Societe Generale Acceptance N.V.-HSI R Bull CBBC Jan16 G	2015/07/27	2015/07/28
68010	HK Bank – Sinopec Corp R Bull CBBC Dec 2015 B	2015/07/27	2015/07/28
64170	UBS AG – HSI R Bull CBBC Jan 2016 I	2015/07/27	2015/07/28
64376	HK Bank – A50 R Bull CBBC Mar 2016 J	2015/07/27	2015/07/28
62933	HK Bank – HKEx R Bull CBBC Jun 2016 K	2015/07/27	2015/07/28
62924	HK Bank – HSCEI R Bull CBBC Sep 2016 B	2015/07/27	2015/07/28
62917	HK Bank – HSI R Bull CBBC Aug 2016 D	2015/07/27	2015/07/28
62914	HK Bank – HSI R Bull CBBC Sep 2016 E	2015/07/27	2015/07/28
64353	HK Bank – CSOP A50 ETF R Bull CBBC Feb 2016 L	2015/07/27	2015/07/28
62726	UBS AG – HSI R Bull CBBC Apr 2016 D	2015/07/27	2015/07/28
64358	HK Bank – A50 R Bull CBBC Jun 2016 C	2015/07/27	2015/07/28
62854	HK Bank – HSI R Bull CBBC Jul 2016 H	2015/07/27	2015/07/28
64313	UBS AG – HSI R Bull CBBC Mar 2016 T	2015/07/27	2015/07/28
63277	UBS AG – HSCEI R Bull CBBC May 2016 A	2015/07/27	2015/07/28
62573	Standard Chartered Bank – HSCEI R Bull CBBC Oct 2015 K	2015/07/27	2015/07/28
64600	Credit Suisse AG – HSI R Bull CBBC Mar 2016 X	2015/07/27	2015/07/28
64738	BNP Paribas Arbit Issu B.V. -CSOP A50 ETF R Bull CBBC Dec15C	2015/07/27	2015/07/28
62499	J P Morgan SP BV – HSI R Bull CBBC Apr 2016 G	2015/07/27	2015/07/28
62493	Standard Chartered Bank – HKEx R Bull CBBC May 2016 A	2015/07/27	2015/07/28
62466	BNP Paribas Arbit Issu B.V. – HKEx R Bull CBBC Dec 2015 G	2015/07/27	2015/07/28
64694	Credit Suisse AG – HSI R Bull CBBC Mar 2016 E	2015/07/27	2015/07/28
64718	Credit Suisse AG – HS H-SH ETF R Bull CBBC Jan 2016 D	2015/07/27	2015/07/28
62589	J P Morgan SP BV – HSCEI R Bull CBBC Apr 2016 D	2015/07/27	2015/07/28
64722	BNP Paribas Arbit Issu B.V. – HSI R Bull CBBC Jan 2016 R	2015/07/27	2015/07/28
62574	SGA Societe Generale Acceptance N.V.-HSI R Bull CBBC Mar16 I	2015/07/27	2015/07/28
64724	BNP Paribas Arbit Issu B.V. – HSI R Bull CBBC Feb 2016 I	2015/07/27	2015/07/28

List of expired CBBC, 2015 (continued)

Code	CBBC	Last trading date	Delisted date
62400	UBS AG – HSI R Bull CBBC Apr 2016 A	2015/07/27	2015/07/28
64725	BNP Paribas Arbit Issu B.V. – HSI R Bull CBBC Jan 2016 N	2015/07/27	2015/07/28
60037	HK Bank – PetCh R Bull CBBC Dec 2015 B	2015/07/27	2015/07/28
64727	BNP Paribas Arbit Issu B.V. – HSI R Bull CBBC Feb 2016 J	2015/07/27	2015/07/28
64729	BNP Paribas Arbit Issu B.V. – HSI R Bull CBBC Jan 2016 M	2015/07/27	2015/07/28
62359	Credit Suisse AG – HKEx R Bull CBBC Feb 2016 D	2015/07/27	2015/07/28
64731	BNP Paribas Arbit Issu B.V. – HSCEI R Bull CBBC Dec 2015 C	2015/07/27	2015/07/28
60112	Bank of East Asia – PetCh R Bull CBBC Jan 2016 A	2015/07/27	2015/07/28
62410	UBS AG – HSCEI R Bull CBBC Feb 2016 J	2015/07/27	2015/07/28
63244	UBS AG – HSI R Bull CBBC Jun 2016 B	2015/07/27	2015/07/28
63243	UBS AG – HSI R Bull CBBC May 2016 C	2015/07/27	2015/07/28
64659	UBS AG – HSI R Bull CBBC Mar 2016 W	2015/07/27	2015/07/28
64664	UBS AG – HSI R Bull CBBC Mar 2016 U	2015/07/27	2015/07/28
62740	UBS AG – HSCEI R Bull CBBC Feb 2016 K	2015/07/27	2015/07/28
65975	UBS AG – HSI R Bull CBBC May 2016 O	2015/07/27	2015/07/28
62175	HK Bank – TCH R Bull CBBC Feb 2016 I	2015/07/27	2015/07/28
62711	UBS AG – HSI R Bull CBBC Mar 2016 P	2015/07/27	2015/07/28
62571	Standard Chartered Bank – HSI R Bull CBBC Oct 2015 H	2015/07/27	2015/07/28
62653	SGA Societe Generale Acceptance NV -HSCEI R Bull CBBC Feb16M	2015/07/27	2015/07/28
64123	Credit Suisse AG – A50 China R Bull CBBC Jan 2016 G	2015/07/27	2015/07/28
62185	SGA Societe Generale Acceptance NV -HSCEI R Bull CBBC Jan16I	2015/07/27	2015/07/28
62616	Credit Suisse AG – HSI R Bull CBBC Mar 2016 U	2015/07/27	2015/07/28
63021	BNP Paribas Arbit Issu B.V. – HSI R Bull CBBC Feb 2016 Z	2015/07/28	2015/07/29
64067	Credit Suisse AG – HSI R Bull CBBC Feb 2016 C	2015/07/28	2015/07/29
63199	HK Bank – Sands China R Bear CBBC Jul 2015 A	2015/07/28	2015/07/30
65100	Standard Chartered Bank – HSI R Bull CBBC Nov 2015 M	2015/07/28	2015/07/29
63050	Credit Suisse AG – HSCEI R Bull CBBC Apr 2016 B	2015/07/28	2015/07/29
64174	UBS AG – HSI R Bull CBBC Feb 2016 N	2015/07/28	2015/07/29
65304	BNP Paribas Arbit Issu B.V. – TCH R Bull CBBC Dec 2015 F	2015/07/28	2015/07/29
65455	HK Bank – CSOP A50 ETF R Bull CBBC Apr 2016 I	2015/07/28	2015/07/29
63967	J P Morgan SP BV – HSI R Bull CBBC Mar 2016 I	2015/07/28	2015/07/29
65446	UBS AG – A50 China R Bull CBBC Feb 2016 E	2015/07/28	2015/07/29
65332	SGA Societe Generale Acceptance N.V.-HSI R Bull CBBC Apr16 F	2015/07/28	2015/07/29
65119	SGA Societe Generale Acceptance N.V.-CSA50 R Bull CBBC Jan16G	2015/07/28	2015/07/29
65391	Credit Suisse AG – HSI R Bull CBBC Mar 2016 I	2015/07/28	2015/07/29
65125	SGA Societe Generale Acceptance N.V.-A50 R Bull CBBC Mar16 C	2015/07/28	2015/07/29
63245	UBS AG – HSI R Bull CBBC May 2016 D	2015/07/28	2015/07/29
66078	J P Morgan SP BV – CSOP A50 ETF R Bull CBBC Jun 2016 A	2015/07/28	2015/07/29
65871	UBS AG – CSOP A50 ETF R Bull CBBC Mar 2016 A	2015/07/28	2015/07/29
64371	HK Bank – A50 R Bull CBBC Apr 2016 H	2015/07/28	2015/07/29
65700	HK Bank – Sinopec Corp R Bull CBBC Jul 2016 C	2015/07/28	2015/07/29
64573	Credit Suisse AG – TCH R Bull CBBC Feb 2016 B	2015/07/28	2015/07/29
65704	HK Bank – HSI R Bull CBBC Dec 2016 E	2015/07/28	2015/07/29
65899	J P Morgan SP BV – CSOP A50 ETF R Bull CBBC Apr 2016 B	2015/07/28	2015/07/29
62594	Standard Chartered Bank – A50 China R Bull CBBC Feb 2016 A	2015/07/28	2015/07/29
64373	HK Bank – CSOP A50 ETF R Bull CBBC Jul 2015 F	2015/07/28	2015/07/30
66058	Bank of East Asia – HKEx R Bull CBBC Jul 2016 A	2015/07/28	2015/07/29
64355	HK Bank – CSOP A50 ETF R Bull CBBC Mar 2016 L	2015/07/28	2015/07/29
66052	UBS AG – TCH R Bull CBBC Oct 2016 C	2015/07/28	2015/07/29
62526	HK Bank – TCH R Bull CBBC Jan 2016 L	2015/07/28	2015/07/29
66044	Credit Suisse AG – HSI R Bull CBBC Apr 2016 V	2015/07/28	2015/07/29
66084	J P Morgan SP BV – HSI R Bull CBBC Mar 2016 Q	2015/07/28	2015/07/29
64889	HK Bank – Ping An R Bull CBBC Oct 2016 C	2015/07/28	2015/07/29
66080	J P Morgan SP BV – A50 China R Bull CBBC Jun 2016 A	2015/07/28	2015/07/29
64599	Credit Suisse AG – HSI R Bull CBBC Mar 2016 W	2015/07/28	2015/07/29
66037	BNP Paribas Arbit Issu B.V. – HSI R Bull CBBC Dec 2016 E	2015/07/28	2015/07/29
66030	Credit Suisse AG – HSI R Bull CBBC Apr 2016 U	2015/07/28	2015/07/29
66026	SGA Societe Generale Acceptance N.V.-HSI R Bull CBBC Apr16 G	2015/07/28	2015/07/29
66024	SGA Societe Generale Acceptance N.V.-HSI R Bull CBBC Mar16 B	2015/07/28	2015/07/29
66056	Bank of East Asia – TCH R Bull CBBC Jun 2016 A	2015/07/28	2015/07/29
65568	Macquarie Bank Ltd. – HSI R Bull CBBC Nov 2015 A	2015/07/28	2015/07/29
66072	UBS AG – HSI R Bull CBBC May 2016 P	2015/07/28	2015/07/29
62237	Credit Suisse AG – HSI R Bull CBBC Feb 2016 P	2015/07/28	2015/07/29
62374	Standard Chartered Bank – HSI R Bull CBBC Oct 2015 J	2015/07/28	2015/07/29
64293	BNP Paribas Arbit Issu B.V. – A50 Ch R Bull CBBC Dec 2015 S	2015/07/28	2015/07/29
62401	UBS AG – HSI R Bull CBBC Apr 2016 B	2015/07/28	2015/07/29
64735	BNP Paribas Arbit Issu B.V. -CSOP A50 ETF R Bull CBBC Dec15Z	2015/07/28	2015/07/29
66071	UBS AG – HSI R Bull CBBC Apr 2016 M	2015/07/28	2015/07/29
62945	SGA Societe Generale Acceptance N.V.-HSI R Bull CBBC Jan16 F	2015/07/28	2015/07/29
66083	J P Morgan SP BV – HSI R Bull CBBC Apr 2016 S	2015/07/28	2015/07/29
60007	SGA Societe Generale Acceptance N.V.-HSI R Bull CBBC Jul15 K	2015/07/29	2015/07/31
61255	J P Morgan SP BV – HSI R Bear CBBC Jul 2015 A	2015/07/29	2015/07/31
69666	UBS AG – HSI R Bear CBBC Jul 2015 R	2015/07/29	2015/07/31
60012	SGA Societe Generale Acceptance N.V.-HSI R Bull CBBC Jul15 L	2015/07/29	2015/07/31
60000	SGA Societe Generale Acceptance N.V.-HSI R Bull CBBC Jul15 J	2015/07/29	2015/07/31
66929	J P Morgan SP BV – HSI R Bull CBBC Jul 2015 E	2015/07/29	2015/07/31
61230	UBS AG – HSI R Bear CBBC Jul 2015 V	2015/07/29	2015/07/31
61258	J P Morgan SP BV – HSI R Bear CBBC Jul 2015 P	2015/07/29	2015/07/31
67024	J P Morgan SP BV – HSI R Bull CBBC Jul 2015 G	2015/07/29	2015/07/31
67229	UBS AG – HSI R Bull CBBC Jul 2015 K	2015/07/29	2015/07/31
60061	UBS AG – HSI R Bull CBBC Jul 2015 F	2015/07/29	2015/07/31
67304	SGA Societe Generale Acceptance N.V.-HSI R Bull CBBC Jul 15Z	2015/07/29	2015/07/31
60251	HK Bank – HSI R Bull CBBC Jul 2015 E	2015/07/29	2015/07/31
65307	UBS AG – Ping An R Bull CBBC Aug 2016 D	2015/07/29	2015/07/30
61489	J P Morgan SP BV – HSI R Bear CBBC Jul 2015 S	2015/07/29	2015/07/31
69803	HK Bank – HSI R Bull CBBC Jul 2015 D	2015/07/29	2015/07/31
68744	SGA Societe Generale Acceptance N.V.-HSI R Bull CBBC Jul15 I	2015/07/29	2015/07/31

List of expired CBBC, 2015 (continued)

Code	CBBC	Last trading date	Delisted date
68466	SGA Societe Generale Acceptance N.V.-HSI R Bull CBBC Jul15 E	2015/07/29	2015/07/31
69796	HK Bank – HSI R Bull CBBC Jul 2015 C	2015/07/29	2015/07/31
67336	Credit Suisse AG – A50 China R Bear CBBC Jul 2015 E	2015/07/29	2015/07/31
60034	J P Morgan SP BV – HSI R Bull CBBC Jul 2015 Y	2015/07/29	2015/07/31
66115	Standard Chartered Bank – HSI R Bull CBBC Feb 2016 C	2015/07/29	2015/07/30
66088	HK Bank – CITIC Sec R Bull CBBC Jul 2016 B	2015/07/29	2015/07/30
66089	HK Bank – Haitong Sec R Bull CBBC Nov 2016 A	2015/07/29	2015/07/30
66794	UBS AG – HSI R Bull CBBC Jul 2015 L	2015/07/29	2015/07/31
69765	HK Bank – HSCEI R Bull CBBC Jul 2015 B	2015/07/29	2015/07/31
66098	HK Bank – TCH R Bull CBBC Aug 2016 C	2015/07/29	2015/07/30
65533	Credit Suisse AG – Ping An R Bull CBBC Mar 2016 B	2015/07/29	2015/07/30
66101	HK Bank – CSOP A50 ETF R Bull CBBC Mar 2016 M	2015/07/29	2015/07/30
66105	HK Bank – A50 R Bull CBBC Mar 2016 K	2015/07/29	2015/07/30
66106	HK Bank – China Mobile R Bull CBBC Jul 2016 C	2015/07/29	2015/07/30
68361	J P Morgan SP BV – HSI R Bull CBBC Jul 2015 L	2015/07/29	2015/07/31
66108	HK Bank – HSCEI R Bull CBBC Aug 2016 F	2015/07/29	2015/07/30
65337	HK Bank – Galaxy Ent R Bear CBBC Jul 2015 A	2015/07/29	2015/07/31
65350	HK Bank – CSOP A50 ETF R Bull CBBC Jul 2015 A	2015/07/29	2015/07/31
66174	J P Morgan SP BV – HSI R Bull CBBC Jul 2016 G	2015/07/29	2015/07/30
66152	UBS AG – HSI R Bull CBBC Apr 2016 N	2015/07/29	2015/07/30
68693	SGA Societe Generale Acceptance N.V.-HSI R Bull CBBC Jul15 G	2015/07/29	2015/07/31
68649	J P Morgan SP BV – HSI R Bull CBBC Jul 2015 V	2015/07/29	2015/07/31
67123	SGA Societe Generale Acceptance N.V.-HSI R Bull CBBC Jul15 Y	2015/07/29	2015/07/31
68543	Credit Suisse AG – HSI R Bull CBBC Jul 2015 G	2015/07/29	2015/07/31
68484	SGA Societe Generale Acceptance N.V.-HSI R Bull CBBC Jul15 F	2015/07/29	2015/07/31
66109	SGA Societe Generale Acceptance N.V.-HSI R Bull CBBC Mar16 C	2015/07/29	2015/07/30
68268	SGA Societe Generale Acceptance N.V.-HSI R Bull CBBC Jul15 C	2015/07/29	2015/07/31
68110	HK Bank – HSI R Bull CBBC Jul 2015 U	2015/07/29	2015/07/31
66147	UBS AG – HSI R Bull CBBC Jun 2016 O	2015/07/29	2015/07/30
66122	BNP Paribas Arbit Issu B.V. – HSI R Bull CBBC Nov 2016 B	2015/07/29	2015/07/30
66121	Credit Suisse AG – HSI R Bull CBBC Apr 2016 W	2015/07/29	2015/07/30
66119	J P Morgan SP BV – HSI R Bull CBBC Jun 2016 I	2015/07/29	2015/07/30
63823	HK Bank – Great Wall Motor R Bull CBBC Nov 2015 D	2015/07/29	2015/07/30
68743	SGA Societe Generale Acceptance N.V.-HSI R Bull CBBC Jul15 H	2015/07/29	2015/07/31
68272	SGA Societe Generale Acceptance N.V.-HSI R Bull CBBC Jul15 D	2015/07/29	2015/07/31
65093	HK Bank – Ping An R Bull CBBC Nov 2016 B	2015/07/29	2015/07/30
63574	Standard Chartered Bank – ICBC R Bull CBBC Jul 2015 A	2015/07/29	2015/07/31
62195	Bank of East Asia – Great Wall Motor R Bull CBBC Dec 2015 A	2015/07/29	2015/07/30
61558	HK Bank – HSI R Bull CBBC Jul 2015 I	2015/07/29	2015/07/31
61698	HK Bank – HSCEI R Bull CBBC Jul 2015 C	2015/07/29	2015/07/31
65602	HK Bank – HSCEI R Bull CBBC Jul 2015 E	2015/07/29	2015/07/31
65040	Credit Suisse AG – CSOP A50 ETF R Bull CBBC Jul 2015 C	2015/07/29	2015/07/31
65034	Credit Suisse AG – CSOP A50 ETF R Bull CBBC Jul 2015 B	2015/07/29	2015/07/31
62091	SGA Societe Generale Acceptance N.V.-HSI R Bull CBBC Jul15 P	2015/07/29	2015/07/31
61270	Credit Suisse AG – HSI R Bull CBBC Jul 2015 I	2015/07/29	2015/07/31
61054	UBS AG – HSI R Bear CBBC Jul 2015 F	2015/07/29	2015/07/31
66788	UBS AG – HSI R Bull CBBC Jul 2015 I	2015/07/29	2015/07/31
61705	UBS AG – HSI R Bull CBBC Jul 2015 J	2015/07/29	2015/07/31
66721	Credit Suisse AG – HSI R Bull CBBC Jul 2015 N	2015/07/29	2015/07/31
60527	Standard Chartered Bank – HSCEI R Bear CBBC Jul 2015 D	2015/07/29	2015/07/31
66564	Credit Suisse AG – HSI R Bull CBBC Jul 2015 D	2015/07/29	2015/07/31
66571	Credit Suisse AG – HSI R Bull CBBC Jul 2015 F	2015/07/29	2015/07/31
61275	Credit Suisse AG – HSI R Bull CBBC Jul 2015 L	2015/07/29	2015/07/31
65033	Credit Suisse AG – CSOP A50 ETF R Bull CBBC Jul 2015 A	2015/07/29	2015/07/31
66601	J P Morgan SP BV – HSI R Bull CBBC Jul 2015 K	2015/07/29	2015/07/31
61687	J P Morgan SP BV – HSI R Bull CBBC Jul 2015 P	2015/07/29	2015/07/31
61685	J P Morgan SP BV – HSI R Bull CBBC Jul 2015 N	2015/07/29	2015/07/31
63809	UBS AG – HSI R Bull CBBC Jul 2015 U	2015/07/29	2015/07/31
65022	Credit Suisse AG – A50 China R Bull CBBC Jul 2015 B	2015/07/29	2015/07/31
65021	Credit Suisse AG – A50 China R Bull CBBC Jul 2015 A	2015/07/29	2015/07/31
60024	Standard Chartered Bank – HSI R Bear CBBC Jul 2015 P	2015/07/29	2015/07/31
61763	J P Morgan SP BV – HSI R Bull CBBC Jul 2015 R	2015/07/29	2015/07/31
60531	Standard Chartered Bank – HSCEI R Bear CBBC Jul 2015 E	2015/07/29	2015/07/31
60108	UBS AG – HSI R Bear CBBC Jul 2015 S	2015/07/29	2015/07/31
60411	Standard Chartered Bank – HSI R Bear CBBC Jul 2015 S	2015/07/29	2015/07/31
60099	UBS AG – HSI R Bear CBBC Jul 2015 M	2015/07/29	2015/07/31
60049	UBS AG – HSI R Bull CBBC Jul 2015 E	2015/07/29	2015/07/31
62721	SGA Societe Generale Acceptance N.V.-CSA50 R Bull CBBC Jul15A	2015/07/29	2015/07/31
64665	HK Bank – HSCEI R Bull CBBC Jul 2015 D	2015/07/29	2015/07/31
67208	Credit Suisse AG – BOCL R Bull CBBC Jul 2015 B	2015/07/30	2015/08/03
66186	Bank of East Asia – Haitong Sec R Bull CBBC Dec 2016 B	2015/07/30	2015/07/31
66215	J P Morgan SP BV – HSCEI R Bull CBBC Jul 2016 D	2015/07/30	2015/07/31
67146	Credit Suisse AG – Ping An R Bull CBBC Jul 2015 B	2015/07/30	2015/08/03
67150	Credit Suisse AG – Ping An R Bull CBBC Jul 2015 C	2015/07/30	2015/08/03
66206	J P Morgan SP BV – CSOP A50 ETF R Bull CBBC Aug 2016 A	2015/07/30	2015/07/31
61303	Credit Suisse AG – Ping An R Bull CBBC Jul 2015 E	2015/07/30	2015/08/03
66197	J P Morgan SP BV – HSI R Bull CBBC Jul 2016 H	2015/07/30	2015/07/31
68602	Credit Suisse AG – TCH R Bull CBBC Jul 2015 A	2015/07/30	2015/08/03
67151	Credit Suisse AG – Ping An R Bull CBBC Jul 2015 D	2015/07/30	2015/08/03
62443	HK Bank – Galaxy Ent R Bear CBBC Jul 2015 F	2015/07/30	2015/08/03
67199	Credit Suisse AG – BOCL R Bull CBBC Jul 2015 A	2015/07/30	2015/08/03
63339	HK Bank – ABC R Bull CBBC Jul 2015 C	2015/07/30	2015/08/03
62812	HK Bank – Minsheng Bank R Bull CBBC Jul 2015 C	2015/07/30	2015/08/03
66183	Credit Suisse AG – HSI R Bull CBBC Apr 2016 X	2015/07/30	2015/07/31
67181	Credit Suisse AG – CCB R Bull CBBC Jul 2015 A	2015/07/30	2015/08/03
67145	Credit Suisse AG – Ping An R Bull CBBC Jul 2015 A	2015/07/30	2015/08/03
66177	Standard Chartered Bank – HSI R Bull CBBC Feb 2016 D	2015/07/30	2015/07/31

List of expired CBBC, 2015 (continued)

Code	CBBC	Last trading date	Delisted date
67184	Credit Suisse AG – CCB R Bull CBBC Jul 2015 B	2015/07/30	2015/08/03
63754	Credit Suisse AG – China Mobile R Bear CBBC Jul 2015 B	2015/07/30	2015/08/03
63867	Standard Chartered Bank – SHK Ppt R Bull CBBC Aug 2015 A	2015/07/31	2015/08/04
66244	Credit Suisse AG – HSI R Bull CBBC Apr 2016 Z	2015/07/31	2015/08/03
66272	J P Morgan SP BV – HSI R Bull CBBC Jul 2016 I	2015/07/31	2015/08/03
67410	HK Bank – PetCh R Bear CBBC Aug 2015 A	2015/07/31	2015/08/04
65392	Credit Suisse AG – CSOP A50 ETF R Bull CBBC Feb 2016 D	2015/07/31	2015/08/03
63923	Standard Chartered Bank – HKEx R Bull CBBC Aug 2015 C	2015/07/31	2015/08/04
62851	J P Morgan SP BV – Ping An R Bull CBBC Oct 2016 A	2015/07/31	2015/08/03
67526	HK Bank – BOCL R Bull CBBC Aug 2015 A	2015/07/31	2015/08/04
64127	Credit Suisse AG – Ping An R Bull CBBC Jan 2016 D	2015/07/31	2015/08/03
67619	HK Bank – ICBC R Bull CBBC Aug 2015 A	2015/07/31	2015/08/04
62796	HK Bank – CSOP A50 ETF R Bull CBBC Aug 2015 A	2015/07/31	2015/08/04
61216	HK Bank – CNOOC R Bear CBBC Aug 2015 A	2015/07/31	2015/08/04
66236	Standard Chartered Bank – HSI R Bull CBBC Apr 2016 B	2015/07/31	2015/08/03
66886	HK Bank – TCH R Bull CBBC Aug 2015 J	2015/07/31	2015/08/04
66235	Standard Chartered Bank – HSI R Bull CBBC Apr 2016 A	2015/07/31	2015/08/03
66233	BNP Paribas Arbit Issu B.V. – HSI R Bull CBBC Dec 2016 G	2015/07/31	2015/08/03
66232	BNP Paribas Arbit Issu B.V. – HSI R Bull CBBC Dec 2016 F	2015/07/31	2015/08/03
66230	J P Morgan SP BV – HSI R Bull CBBC Jun 2016 J	2015/07/31	2015/08/03
66221	HK Bank – CSOP A50 ETF R Bull CBBC Apr 2016 J	2015/07/31	2015/08/03
66217	HK Bank – A50 R Bull CBBC May 2016 F	2015/07/31	2015/08/03
62505	Standard Chartered Bank – China Life R Bull CBBC Aug 2015 A	2015/07/31	2015/08/04
69984	HK Bank – Sinopec Corp R Bear CBBC Aug 2015 A	2015/07/31	2015/08/04
66237	Standard Chartered Bank – HSI R Bull CBBC Apr 2016 C	2015/07/31	2015/08/03
66263	UBS AG – HSI R Bull CBBC May 2016 Q	2015/07/31	2015/08/03
66256	UBS AG – HSI R Bull CBBC Jun 2016 P	2015/07/31	2015/08/03
66245	Credit Suisse AG – HSI R Bull CBBC Apr 2016 A	2015/07/31	2015/08/03
66184	Bank of East Asia – COVS R Bull CBBC Nov 2016 A	2015/07/31	2015/08/03
64479	HK Bank – CC Bank R Bull CBBC Aug 2015 A	2015/07/31	2015/08/04
66243	Credit Suisse AG – HSI R Bull CBBC Apr 2016 Y	2015/07/31	2015/08/03
66240	SGA Societe Generale Acceptance N.V.-HSI R Bull CBBC Feb16 O	2015/07/31	2015/08/03
66384	HK Bank – TCH R Bull CBBC Aug 2015 I	2015/07/31	2015/08/04
66319	Credit Suisse AG – HSI R Bull CBBC Jun 2016 H	2015/08/03	2015/08/04
66313	Credit Suisse AG – HSI R Bull CBBC Jun 2016 G	2015/08/03	2015/08/04
64338	HK Bank – Ping An R Bull CBBC Nov 2016 A	2015/08/03	2015/08/04
62865	HK Bank – HS H-SH ETF R Bull CBBC Jul 2016 A	2015/08/03	2015/08/04
66335	SGA Societe Generale Acceptance N.V.-HSI R Bull CBBC Feb16 R	2015/08/03	2015/08/04
64925	HK Bank – CSOP A50 ETF R Bull CBBC Aug 2015 C	2015/08/03	2015/08/05
66273	J P Morgan SP BV – HSI R Bull CBBC Apr 2016 T	2015/08/03	2015/08/04
66350	Credit Suisse AG – HSI R Bull CBBC Jun 2016 I	2015/08/03	2015/08/04
66310	BNP Paribas Arbit Issu B.V. – HSI R Bull CBBC Nov 2016 D	2015/08/03	2015/08/04
66388	BNP Paribas Arbit Issu B.V. – HSI R Bull CBBC Dec 2016 L	2015/08/03	2015/08/04
66334	Standard Chartered Bank – HKEx R Bull CBBC Oct 2016 A	2015/08/03	2015/08/04
66352	Credit Suisse AG – HSI R Bear CBBC Feb 2016 P	2015/08/03	2015/08/04
66312	Credit Suisse AG – HSCEI R Bull CBBC Mar 2016 F	2015/08/03	2015/08/04
66321	Standard Chartered Bank – HSI R Bull CBBC Apr 2016 D	2015/08/03	2015/08/04
65540	Credit Suisse AG – HS H-SH ETF R Bull CBBC Mar 2016 A	2015/08/03	2015/08/04
66104	HK Bank – CSOP A50 ETF R Bull CBBC Jul 2016 A	2015/08/03	2015/08/04
66311	BNP Paribas Arbit Issu B.V. – HSI R Bull CBBC Dec 2016 I	2015/08/03	2015/08/04
64261	BNP Paribas Arbit Issu B.V. – HSCEI R Bull CBBC Dec 2015 B	2015/08/03	2015/08/04
66195	Bank of East Asia – BOCL R Bull CBBC Jul 2016 A	2015/08/03	2015/08/04
66457	J P Morgan SP BV – HSCEI R Bull CBBC Jul 2016 E	2015/08/03	2015/08/04
66455	SGA Societe Generale Acceptance N.V.-HSI R Bear CBBC Jan16 Q	2015/08/03	2015/08/04
66417	UBS AG – HSI R Bull CBBC Jun 2016 Q	2015/08/03	2015/08/04
65248	Bank of East Asia – Ping An R Bull CBBC May 2016 D	2015/08/03	2015/08/04
65246	Bank of East Asia – CSOP A50 ETF R Bull CBBC May 2016 B	2015/08/03	2015/08/04
66440	UBS AG – HSI R Bear CBBC Nov 2015 J	2015/08/03	2015/08/04
66437	UBS AG – HSI R Bear CBBC Dec 2015 S	2015/08/03	2015/08/04
66424	UBS AG – HSI R Bull CBBC May 2016 S	2015/08/03	2015/08/04
62552	HK Bank – HSCEI R Bull CBBC Aug 2016 D	2015/08/03	2015/08/04
66283	Credit Suisse AG – HSI R Bull CBBC Apr 2016 B	2015/08/03	2015/08/04
62096	UBS AG – HSCEI R Bull CBBC Mar 2016 E	2015/08/03	2015/08/04
66190	Bank of East Asia – China Life R Bull CBBC Jul 2016 A	2015/08/03	2015/08/04
66460	J P Morgan SP BV – HSI R Bull CBBC Jul 2016 K	2015/08/03	2015/08/04
66418	UBS AG – HSI R Bull CBBC May 2016 R	2015/08/03	2015/08/04
66288	Credit Suisse AG – HSI R Bull CBBC Jun 2016 E	2015/08/03	2015/08/04
66301	J P Morgan SP BV – HSI R Bull CBBC Jun 2016 K	2015/08/03	2015/08/04
66293	Credit Suisse AG – HSI R Bull CBBC Jun 2016 F	2015/08/03	2015/08/04
66423	UBS AG – HSCEI R Bull CBBC Apr 2016 C	2015/08/03	2015/08/04
66422	UBS AG – HSI R Bull CBBC Apr 2016 P	2015/08/03	2015/08/04
66300	J P Morgan SP BV – HSCEI R Bull CBBC Jun 2016 C	2015/08/03	2015/08/04
65175	SGA Societe Generale Acceptance NV-PingAn R Bull CBBC Apr16A	2015/08/03	2015/08/04
65163	SGA Societe Generale Acceptance N.V.-ICBC R Bull CBBC Jul16A	2015/08/03	2015/08/04
66420	UBS AG – HSI R Bull CBBC Jun 2016 R	2015/08/03	2015/08/04
64753	BNP Paribas Arbit Issu B.V. – Ping An R Bull CBBC Dec 2015 H	2015/08/03	2015/08/04
66284	Credit Suisse AG – HSI R Bull CBBC Apr 2016 C	2015/08/03	2015/08/04
66416	UBS AG – HSI R Bull CBBC Apr 2016 O	2015/08/03	2015/08/04
66309	BNP Paribas Arbit Issu B.V. – HSI R Bull CBBC Dec 2016 H	2015/08/03	2015/08/04
64929	HK Bank – A50 R Bull CBBC Aug 2015 C	2015/08/03	2015/08/05
66390	BNP Paribas Arbit Issu B.V. – HSI R Bull CBBC Nov 2016 E	2015/08/03	2015/08/04
66391	BNP Paribas Arbit Issu B.V. – HSI R Bear CBBC Mar 2016 A	2015/08/03	2015/08/04
62826	J P Morgan SP BV – HSCEI R Bull CBBC Jul 2016 A	2015/08/03	2015/08/04
66178	Standard Chartered Bank – HSI R Bull CBBC Feb 2016 E	2015/08/03	2015/08/04
64289	BNP Paribas Arbit Issu B.V.-CSOP A50 ETF R Bull CBBC Dec15Y	2015/08/03	2015/08/04
66414	Credit Suisse AG – HSI R Bear CBBC Feb 2016 W	2015/08/03	2015/08/04
66280	SGA Societe Generale Acceptance N.V.-HSI R Bull CBBC Feb16 Q	2015/08/03	2015/08/04

List of expired CBBC, 2015 (continued)

Code	CBBC	Last trading date	Delisted date
66305	BNP Paribas Arbit Issu B.V. – HSI R Bull CBBC Nov 2016 C	2015/08/03	2015/08/04
62652	SGA Societe Generale Acceptance NV -HSCEI R Bull CBBC Feb16L	2015/08/03	2015/08/04
65091	HK Bank – China Life R Bull CBBC Jul 2016 B	2015/08/03	2015/08/04
66279	SGA Societe Generale Acceptance N.V.-HSI R Bull CBBC Feb16 P	2015/08/03	2015/08/04
66303	J P Morgan SP BV – HSI R Bull CBBC Jul 2016 J	2015/08/03	2015/08/04
66469	J P Morgan SP BV – HSI R Bear CBBC Nov 2015 F	2015/08/03	2015/08/04
67715	HK Bank – ICBC R Bull CBBC Nov 2015 A	2015/08/03	2015/08/04
66410	Credit Suisse AG – HSI R Bear CBBC Feb 2016 V	2015/08/03	2015/08/04
66248	BNP Paribas Arbit Issu B.V. – Petrochina R Bull CBBC Jan16 A	2015/08/03	2015/08/04
66613	Credit Suisse AG – HSI R Bull CBBC Apr 2016 I	2015/08/04	2015/08/05
66658	J P Morgan SP BV – HSI R Bull CBBC May 2016 H	2015/08/04	2015/08/05
66640	UBS AG – HSI R Bull CBBC Apr 2016 R	2015/08/04	2015/08/05
66655	UBS AG – HSI R Bull CBBC Jun 2016 U	2015/08/04	2015/08/05
64778	Standard Chartered Bank – TCH R Bull CBBC Aug 2015 A	2015/08/04	2015/08/06
66656	UBS AG – HSI R Bull CBBC Apr 2016 S	2015/08/04	2015/08/05
66612	Credit Suisse AG – HSI R Bull CBBC Apr 2016 R	2015/08/04	2015/08/05
66623	UBS AG – HSI R Bear CBBC Dec 2015 E	2015/08/04	2015/08/05
66653	UBS AG – HSI R Bull CBBC May 2016 V	2015/08/04	2015/08/05
66530	Credit Suisse AG – HSI R Bear CBBC Feb 2016 Y	2015/08/04	2015/08/05
66565	SGA Societe Generale Acceptance N.V.-HSI R Bull CBBC Jan16 O	2015/08/04	2015/08/05
66531	Credit Suisse AG – HSI R Bear CBBC Feb 2016 Z	2015/08/04	2015/08/05
66524	SGA Societe Generale Acceptance N.V.-HSI R Bear CBBC Feb16 O	2015/08/04	2015/08/05
66595	Standard Chartered Bank – HSI R Bull CBBC Apr 2016 F	2015/08/04	2015/08/05
66523	SGA Societe Generale Acceptance N.V.-HSI R Bull CBBC Mar16 D	2015/08/04	2015/08/05
66605	J P Morgan SP BV – HSI R Bear CBBC Nov 2015 J	2015/08/04	2015/08/05
66512	SGA Societe Generale Acceptance NV -HSCEI R Bull CBBC Mar16D	2015/08/04	2015/08/05
66846	Credit Suisse AG – HSI R Bull CBBC Apr 2016 O	2015/08/05	2015/08/06
66887	J P Morgan SP BV – CSOP A50 ETF R Bull CBBC Apr 2016 C	2015/08/05	2015/08/06
67453	Bank of East Asia – CKH R Bull CBBC Aug 2015 A	2015/08/05	2015/08/07
66892	J P Morgan SP BV – HKEx R Bull CBBC Nov 2016 A	2015/08/05	2015/08/06
66815	J P Morgan SP BV – HSI R Bull CBBC Jun 2016 M	2015/08/05	2015/08/06
66854	UBS AG – HSI R Bull CBBC Apr 2016 T	2015/08/05	2015/08/06
66532	Credit Suisse AG – HSI R Bear CBBC Feb 2016 C	2015/08/05	2015/08/06
66624	UBS AG – HSI R Bear CBBC Jan 2016 Z	2015/08/05	2015/08/06
66873	UBS AG – HSI R Bull CBBC Apr 2016 V	2015/08/05	2015/08/06
64981	HK Bank – A50 R Bull CBBC Aug 2015 E	2015/08/05	2015/08/07
66850	Credit Suisse AG – HSI R Bear CBBC Feb 2016 J	2015/08/05	2015/08/06
65331	HK Bank – TCH R Bull CBBC Jul 2016 E	2015/08/05	2015/08/06
66748	HK Bank – TCH R Bull CBBC Jun 2016 F	2015/08/05	2015/08/06
65688	HK Bank – PetCh R Bull CBBC Jul 2016 B	2015/08/05	2015/08/06
64122	J P Morgan SP BV – Ping An R Bull CBBC Aug 2015 A	2015/08/05	2015/08/07
65443	UBS AG – TCH R Bull CBBC Sep 2016 B	2015/08/06	2015/08/07
66989	HK Bank – HSI R Bull CBBC Aug 2016 G	2015/08/06	2015/08/07
67011	Credit Suisse AG – HSI R Bull CBBC Feb 2016 I	2015/08/06	2015/08/07
67038	J P Morgan SP BV – HSI R Bull CBBC Apr 2016 U	2015/08/06	2015/08/07
67005	Standard Chartered Bank – HSI R Bull CBBC Apr 2016 H	2015/08/06	2015/08/07
67083	J P Morgan SP BV – HSI R Bear CBBC Nov 2015 R	2015/08/07	2015/08/10
67102	UBS AG – HSI R Bear CBBC Jan 2016 G	2015/08/07	2015/08/10
63690	HK Bank – Great Wall Motor R Bull CBBC Nov 2015 C	2015/08/07	2015/08/10
66336	SGA Societe Generale Acceptance N.V.-HSI R Bear CBBC Jan16 L	2015/08/07	2015/08/10
68843	UBS AG – CC Bank R Bull CBBC Aug 2015 A	2015/08/07	2015/08/11
68158	HK Bank – CC Bank R Bull CBBC Aug 2015 C	2015/08/07	2015/08/11
66816	J P Morgan SP BV – HSI R Bear CBBC Dec 2015 Z	2015/08/07	2015/08/10
60367	HK Bank – TCH R Bull CBBC Aug 2015 L	2015/08/07	2015/08/11
64028	UBS AG – TCH R Bull CBBC Aug 2015 A	2015/08/07	2015/08/11
66858	UBS AG – HSI R Bear CBBC Jan 2016 C	2015/08/07	2015/08/10
67130	Credit Suisse AG – HSI R Bull CBBC Feb 2016 J	2015/08/07	2015/08/10
60916	HK Bank – ICBC R Bull CBBC Aug 2015 B	2015/08/07	2015/08/11
66380	HK Bank – TCH R Bull CBBC Aug 2015 H	2015/08/07	2015/08/11
67084	J P Morgan SP BV – HSI R Bull CBBC Jul 2016 O	2015/08/07	2015/08/10
62767	UBS AG – ICBC R Bull CBBC Aug 2015 A	2015/08/07	2015/08/11
66353	Credit Suisse AG – HSI R Bear CBBC Feb 2016 Q	2015/08/07	2015/08/10
60925	UBS AG – China Mobile R Bear CBBC Aug 2015 A	2015/08/07	2015/08/11
67312	Credit Suisse AG – HSI R Bull CBBC Mar 2016 K	2015/08/10	2015/08/11
61575	HK Bank – PetCh R Bull CBBC Nov 2015 A	2015/08/10	2015/08/11
66867	UBS AG – HSI R Bull CBBC Apr 2016 U	2015/08/10	2015/08/11
67374	Credit Suisse AG – HSI R Bear CBBC Dec 2015 J	2015/08/10	2015/08/11
67014	UBS AG – HSI R Bull CBBC Apr 2016 W	2015/08/10	2015/08/11
67381	Credit Suisse AG – HSI R Bear CBBC Dec 2015 K	2015/08/10	2015/08/11
66709	HK Bank – HSI R Bull CBBC Jul 2016 L	2015/08/10	2015/08/11
67282	J P Morgan SP BV – HSI R Bull CBBC May 2016 L	2015/08/10	2015/08/11
67451	J P Morgan SP BV – HSI R Bear CBBC Nov 2015 S	2015/08/10	2015/08/11
66657	UBS AG – HSI R Bull CBBC May 2016 W	2015/08/10	2015/08/11
67311	Credit Suisse AG – HSI R Bull CBBC Mar 2016 J	2015/08/10	2015/08/11
66666	J P Morgan SP BV – HSI R Bull CBBC May 2016 I	2015/08/10	2015/08/11
64930	HK Bank – A50 R Bull CBBC Aug 2015 D	2015/08/10	2015/08/12
67360	Credit Suisse AG – HSCEI R Bear CBBC Dec 2015 E	2015/08/10	2015/08/11
67395	UBS AG – HSI R Bull CBBC Apr 2016 X	2015/08/10	2015/08/11
67275	SGA Societe Generale Acceptance N.V.-HSI R Bull CBBC Mar16 E	2015/08/10	2015/08/11
67444	UBS AG – HSCEI R Bear CBBC Nov 2015 Q	2015/08/10	2015/08/11
62938	HK Bank – TCH R Bull CBBC Jun 2016 E	2015/08/10	2015/08/11
67442	UBS AG – HSI R Bear CBBC Feb 2016 D	2015/08/10	2015/08/11
67281	J P Morgan SP BV – HSI R Bull CBBC Jul 2016 P	2015/08/10	2015/08/11
67398	UBS AG – HSI R Bull CBBC Jul 2016 M	2015/08/10	2015/08/11
67320	Standard Chartered Bank – HSI R Bear CBBC Dec 2015 J	2015/08/10	2015/08/11
65159	SGA Societe Generale Acceptance N.V.- TCH R Bull CBBC Mar16A	2015/08/10	2015/08/11
67314	Credit Suisse AG – HSI R Bull CBBC Mar 2016 L	2015/08/10	2015/08/11

List of expired CBBC, 2015 (continued)

Code	CBBC	Last trading date	Delisted date
67309	SGA Societe Generale Acceptance N.V.-HSI R Bear CBBC Jan16 S	2015/08/10	2015/08/11
67402	UBS AG – HSI R Bull CBBC May 2016 X	2015/08/10	2015/08/11
66611	Credit Suisse AG – HSI R Bull CBBC Apr 2016 H	2015/08/10	2015/08/11
67010	Credit Suisse AG – HSI R Bull CBBC Feb 2016 H	2015/08/10	2015/08/11
66813	Standard Chartered Bank – HSI R Bull CBBC Apr 2016 G	2015/08/10	2015/08/11
66547	Credit Suisse AG – A50 China R Bear CBBC Jan 2016 D	2015/08/10	2015/08/11
64926	HK Bank – CSOP A50 ETF R Bull CBBC Aug 2015 D	2015/08/10	2015/08/12
66845	Credit Suisse AG – HSI R Bull CBBC Apr 2016 N	2015/08/10	2015/08/11
66843	Credit Suisse AG – HSI R Bull CBBC Apr 2016 J	2015/08/10	2015/08/11
61315	HK Bank – Sands China R Bear CBBC Dec 2016 A	2015/08/10	2015/08/11
66870	UBS AG – HSI R Bull CBBC Mar 2016 Y	2015/08/10	2015/08/11
67049	J P Morgan SP BV – HSI R Bull CBBC Jul 2016 N	2015/08/10	2015/08/11
66767	SGA Societe Generale Acceptance N.V.-HSI R Bull CBBC Feb16 S	2015/08/10	2015/08/11
67443	UBS AG – HSI R Bear CBBC Jan 2016 J	2015/08/10	2015/08/11
66468	J P Morgan SP BV – HSCEI R Bear CBBC Apr 2016 H	2015/08/11	2015/08/12
66471	J P Morgan SP BV – HSI R Bear CBBC Dec 2015 W	2015/08/11	2015/08/12
66450	UBS AG – HSI R Bear CBBC Dec 2015 U	2015/08/11	2015/08/12
66446	UBS AG – HSI R Bear CBBC Dec 2015 T	2015/08/11	2015/08/12
66817	J P Morgan SP BV – HSI R Bear CBBC Nov 2015 P	2015/08/11	2015/08/12
64639	J P Morgan SP BV – CSOP A50 ETF R Bull CBBC Aug 2015 A	2015/08/11	2015/08/13
66864	UBS AG – HSI R Bear CBBC Jan 2016 E	2015/08/11	2015/08/12
66862	UBS AG – HSI R Bear CBBC Jan 2016 D	2015/08/11	2015/08/12
66841	Credit Suisse AG – HSI R Bear CBBC Feb 2016 H	2015/08/11	2015/08/12
67543	Credit Suisse AG – HSI R Bear CBBC Jan 2016 Y	2015/08/11	2015/08/12
66607	J P Morgan SP BV – HSI R Bear CBBC Dec 2015 Y	2015/08/11	2015/08/12
66337	SGA Societe Generale Acceptance N.V.-HSI R Bear CBBC Jan16 M	2015/08/11	2015/08/12
67012	Credit Suisse AG – HSI R Bear CBBC Dec 2015 L	2015/08/11	2015/08/12
66344	Standard Chartered Bank – HSI R Bear CBBC Dec 2015 E	2015/08/11	2015/08/12
67004	J P Morgan SP BV – HSI R Bear CBBC Nov 2015 Q	2015/08/11	2015/08/12
66594	Standard Chartered Bank – HSI R Bear CBBC Dec 2015 F	2015/08/11	2015/08/12
65467	HK Bank – China Mobile R Bear CBBC Jul 2016 B	2015/08/11	2015/08/12
66619	Credit Suisse AG – HSCEI R Bear CBBC Jan 2016 C	2015/08/11	2015/08/12
66355	Credit Suisse AG – HSI R Bear CBBC Feb 2016 R	2015/08/11	2015/08/12
66356	Credit Suisse AG – HSI R Bear CBBC Feb 2016 S	2015/08/11	2015/08/12
66360	Credit Suisse AG – HSI R Bear CBBC Feb 2016 T	2015/08/11	2015/08/12
66811	Standard Chartered Bank – HSI R Bear CBBC Dec 2015 G	2015/08/11	2015/08/12
66540	Credit Suisse AG – HSI R Bear CBBC Feb 2016 F	2015/08/11	2015/08/12
66538	Credit Suisse AG – HSI R Bear CBBC Feb 2016 D	2015/08/11	2015/08/12
67501	HK Bank – HSCEI R Bear CBBC Aug 2016 D	2015/08/11	2015/08/12
66631	UBS AG – HSI R Bear CBBC Jan 2016 A	2015/08/11	2015/08/12
66528	SGA Societe Generale Acceptance N.V.-HSI R Bear CBBC Feb16 P	2015/08/11	2015/08/12
66768	SGA Societe Generale Acceptance N.V.-HSI R Bear CBBC Feb16 Q	2015/08/11	2015/08/12
67509	Standard Chartered Bank – HSI R Bear CBBC Dec 2015 K	2015/08/11	2015/08/12
66550	Credit Suisse AG – HKEx R Bear CBBC Jan 2016 C	2015/08/11	2015/08/12
66394	BNP Paribas Arbit Issu B.V. – HSI R Bear CBBC Mar 2016 B	2015/08/11	2015/08/12
67462	J P Morgan SP BV – HSI R Bear CBBC Dec 2015 A	2015/08/11	2015/08/12
66627	UBS AG – HSI R Bear CBBC Dec 2015 Q	2015/08/11	2015/08/12
66482	HK Bank – HSI R Bear CBBC May 2016 N	2015/08/11	2015/08/12
66395	BNP Paribas Arbit Issu B.V. – HSI R Bear CBBC Mar 2016 C	2015/08/11	2015/08/12
67537	UBS AG – HSI R Bull CBBC Mar 2016 Z	2015/08/12	2015/08/13
66669	J P Morgan SP BV – HSI R Bull CBBC May 2016 J	2015/08/12	2015/08/13
66100	HK Bank – AIA R Bull CBBC Sep 2016 B	2015/08/12	2015/08/13
67276	J P Morgan SP BV – HSCEI R Bull CBBC Jul 2016 F	2015/08/12	2015/08/13
66322	Standard Chartered Bank – HSI R Bull CBBC Apr 2016 E	2015/08/12	2015/08/13
67262	SGA Societe Generale Acceptance NV -HSCEI R Bull CBBC Feb16Q	2015/08/12	2015/08/13
67542	Credit Suisse AG – HSI R Bull CBBC Apr 2016 Q	2015/08/12	2015/08/13
66876	J P Morgan SP BV – HSI R Bull CBBC Jun 2016 N	2015/08/12	2015/08/13
66474	J P Morgan SP BV – HSI R Bull CBBC Jun 2016 L	2015/08/12	2015/08/13
67114	UBS AG – HSI R Bull CBBC Feb 2016 S	2015/08/12	2015/08/13
67570	UBS AG – HSI R Bull CBBC Jun 2016 V	2015/08/12	2015/08/13
67512	Standard Chartered Bank – HSI R Bull CBBC Apr 2016 I	2015/08/12	2015/08/13
67583	J P Morgan SP BV – HSI R Bull CBBC Jun 2016 O	2015/08/12	2015/08/13
67563	Credit Suisse AG – HSI R Bull CBBC Feb 2016 K	2015/08/12	2015/08/13
67544	HK Bank – CSOP A50 ETF R Bull CBBC Aug 2016 B	2015/08/12	2015/08/13
67558	Standard Chartered Bank – HSI R Bull CBBC Apr 2016 J	2015/08/12	2015/08/13
67408	UBS AG – HSCEI R Bull CBBC Dec 2015 N	2015/08/12	2015/08/13
62794	J P Morgan SP BV – Tencent R Bull CBBC Jun 2016 A	2015/08/12	2015/08/13
64175	UBS AG – HSI R Bull CBBC Jan 2016 D	2015/08/12	2015/08/13
64255	BNP Paribas Arbit Issu B.V. – HSI R Bull CBBC Jan 2016 K	2015/08/12	2015/08/13
64254	BNP Paribas Arbit Issu B.V. – HSI R Bull CBBC Jan 2016 J	2015/08/12	2015/08/13
62406	UBS AG – HSI R Bull CBBC Apr 2016 C	2015/08/12	2015/08/13
63531	HK Bank – ABC R Bull CBBC Sep 2016 A	2015/08/12	2015/08/13
65771	Standard Chartered Bank – HSI R Bull CBBC Feb 2016 A	2015/08/12	2015/08/13
62856	HK Bank – HSI R Bull CBBC Mar 2016 M	2015/08/12	2015/08/13
62944	SGA Societe Generale Acceptance N.V.-HSI R Bull CBBC Jan16 B	2015/08/12	2015/08/13
65528	HK Bank – COVS R Bull CBBC Sep 2016 A	2015/08/12	2015/08/13
62943	SGA Societe Generale Acceptance N.V.-HSI R Bull CBBC Mar16 L	2015/08/12	2015/08/13
64176	UBS AG – HSI R Bull CBBC Feb 2016 O	2015/08/12	2015/08/13
62739	UBS AG – HSI R Bull CBBC Apr 2016 E	2015/08/12	2015/08/13
64124	Credit Suisse AG – TCH R Bull CBBC Jan 2016 B	2015/08/12	2015/08/13
62476	Standard Chartered Bank – HSI R Bull CBBC Oct 2015 M	2015/08/12	2015/08/13
64113	SGA Societe Generale Acceptance N.V.-HSI R Bull CBBC Mar16 U	2015/08/12	2015/08/13
64065	Credit Suisse AG – HSI R Bull CBBC Feb 2016 B	2015/08/12	2015/08/13
63968	J P Morgan SP BV – HSI R Bull CBBC Apr 2016 L	2015/08/12	2015/08/13
65627	UBS AG – TCH R Bull CBBC Oct 2016 B	2015/08/12	2015/08/13
65503	HK Bank – HSI R Bull CBBC Dec 2016 D	2015/08/12	2015/08/13
63036	Credit Suisse AG – HSI R Bull CBBC Apr 2016 K	2015/08/12	2015/08/13

List of expired CBBC, 2015 (continued)

Code	CBBC	Last trading date	Delisted date
64891	Standard Chartered Bank – HSI R Bull CBBC Nov 2015 K	2015/08/12	2015/08/13
62935	HK Bank – TCH R Bull CBBC Jul 2016 B	2015/08/12	2015/08/13
64786	J P Morgan SP BV – HSI R Bull CBBC Apr 2016 M	2015/08/12	2015/08/13
65158	SGA Societe Generale Acceptance N.V.- TCH R Bull CBBC Apr16A	2015/08/12	2015/08/13
62032	HK Bank – HSI R Bull CBBC Sep 2016 C	2015/08/12	2015/08/13
64470	SGA Societe Generale Acceptance N.V.-HSI R Bull CBBC Mar16 X	2015/08/12	2015/08/13
65327	HK Bank – TCH R Bull CBBC Jul 2016 D	2015/08/12	2015/08/13
64827	Credit Suisse AG – HSI R Bull CBBC Mar 2016 F	2015/08/12	2015/08/13
63038	Credit Suisse AG – HSI R Bull CBBC Apr 2016 L	2015/08/12	2015/08/13
61493	SGA Societe Generale Acceptance N.V.-CP&CC R Bull CBBC Oct15A	2015/08/12	2015/08/13
63001	BNP Paribas Arbit Issu B.V. – HSI R Bull CBBC Feb 2016 Y	2015/08/12	2015/08/13
64673	UBS AG – HSI R Bull CBBC Mar 2016 X	2015/08/12	2015/08/13
64587	Credit Suisse AG – HSI R Bull CBBC Mar 2016 V	2015/08/12	2015/08/13
63247	UBS AG – HSI R Bull CBBC Jun 2016 C	2015/08/12	2015/08/13
62239	Credit Suisse AG – HSI R Bull CBBC Feb 2016 Q	2015/08/12	2015/08/13
62980	J P Morgan SP BV – HSI R Bull CBBC May 2016 A	2015/08/12	2015/08/13
68306	SGA Societe Generale Acceptance N.V.- ABC R Bull CBBC Dec15A	2015/08/12	2015/08/13
64680	UBS AG – HSI R Bull CBBC Feb 2016 Q	2015/08/12	2015/08/13
67641	J P Morgan SP BV – HSBC R Bull CBBC Aug 2016 A	2015/08/13	2015/08/14
67638	UBS AG – HSI R Bull CBBC Apr 2016 Y	2015/08/13	2015/08/14
67621	Credit Suisse AG – HSI R Bull CBBC Jan 2016 K	2015/08/13	2015/08/14
61049	HK Bank – Lenovo R Bull CBBC Aug 2016 A	2015/08/13	2015/08/14
67590	J P Morgan SP BV – HSI R Bull CBBC Jun 2016 P	2015/08/13	2015/08/14
65685	HK Bank – SHK Ppt R Bull CBBC Dec 2016 A	2015/08/13	2015/08/14
61707	Bank of East Asia – Lenovo R Bull CBBC Jan 2016 A	2015/08/13	2015/08/14
66055	Bank of East Asia – HSBC Holdings R Bull CBBC Jun 2016 A	2015/08/13	2015/08/14
65380	HK Bank – BOCL R Bull CBBC Aug 2015 C	2015/08/14	2015/08/18
63615	UBS AG – Lenovo R Bull CBBC Aug 2015 A	2015/08/14	2015/08/17
67882	UBS AG – HKEx R Bull CBBC Aug 2015 A	2015/08/14	2015/08/18
64477	HK Bank – ABC R Bull CBBC Aug 2015 A	2015/08/14	2015/08/18
68841	UBS AG – China Mobile R Bull CBBC Aug 2015 A	2015/08/14	2015/08/18
61221	HK Bank – Ping An R Bull CBBC Aug 2015 A	2015/08/14	2015/08/18
61438	HK Bank – ICBC R Bull CBBC Aug 2015 C	2015/08/14	2015/08/18
62768	UBS AG – CC Bank R Bull CBBC Aug 2015 C	2015/08/14	2015/08/18
64936	HK Bank – China Life R Bull CBBC Aug 2015 B	2015/08/14	2015/08/18
65351	HK Bank – CC Bank R Bull CBBC Aug 2015 E	2015/08/14	2015/08/18
65377	HK Bank – ICBC R Bull CBBC Aug 2015 D	2015/08/14	2015/08/18
65888	UBS AG – ICBC R Bull CBBC Aug 2015 B	2015/08/14	2015/08/18
67732	Credit Suisse AG – HSI R Bull CBBC Mar 2016 M	2015/08/14	2015/08/17
67747	J P Morgan SP BV – HSI R Bull CBBC Jul 2016 R	2015/08/14	2015/08/17
67751	J P Morgan SP BV – HSI R Bull CBBC Jun 2016 Q	2015/08/14	2015/08/17
67735	UBS AG – HSI R Bull CBBC Jun 2016 W	2015/08/14	2015/08/17
62508	HK Bank – Lenovo R Bull CBBC Aug 2016 C	2015/08/14	2015/08/17
65243	Bank of East Asia – HS H-SH ETF R Bull CBBC May 2016 C	2015/08/17	2015/08/18
67020	SGA Societe Generale Acceptance N.V.-HSI R Bull CBBC Apr16 I	2015/08/17	2015/08/18
63692	HK Bank – Great Wall Motor R Bull CBBC Oct 2015 B	2015/08/17	2015/08/18
62064	Credit Suisse AG – ICBC R Bull CBBC Feb 2016 A	2015/08/17	2015/08/18
67134	J P Morgan SP BV – HSI R Bull CBBC May 2016 K	2015/08/17	2015/08/18
64461	SGA Societe Generale Acceptance N.V.-HSI R Bull CBBC Mar16 W	2015/08/17	2015/08/18
65183	SGA Societe Generale Acceptance N.V.-BOCL R Bull CBBC Mar16A	2015/08/17	2015/08/18
66922	Bank of East Asia – Lenovo R Bull CBBC Dec 2016 A	2015/08/17	2015/08/18
61180	Standard Chartered Bank – HKEx R Bull CBBC Aug 2015 A	2015/08/17	2015/08/19
64875	HK Bank – BOCL R Bull CBBC Sep 2016 B	2015/08/17	2015/08/18
64835	Credit Suisse AG – HSI R Bull CBBC Mar 2016 G	2015/08/17	2015/08/18
62816	Standard Chartered Bank – A50 China R Bull CBBC Aug 2015 A	2015/08/17	2015/08/19
65324	HK Bank – Ping An R Bull CBBC Dec 2016 A	2015/08/17	2015/08/18
64798	J P Morgan SP BV – HSI R Bull CBBC Jun 2016 E	2015/08/17	2015/08/18
65329	HK Bank – CSOP A50 ETF R Bull CBBC Aug 2015 E	2015/08/17	2015/08/19
65330	HK Bank – A50 R Bull CBBC Aug 2015 G	2015/08/17	2015/08/19
68882	UBS AG – SHK Ppt R Bull CBBC Dec 2015 A	2015/08/17	2015/08/18
63000	BNP Paribas Arbit Issu B.V. – HSI R Bull CBBC Feb 2016 X	2015/08/17	2015/08/18
64245	BNP Paribas Arbit Issu B.V. – HSI R Bull CBBC Jan 2016 F	2015/08/17	2015/08/18
63084	Standard Chartered Bank – HSCEI R Bull CBBC Nov 2015 A	2015/08/17	2015/08/18
62942	SGA Societe Generale Acceptance N.V.-HSI R Bull CBBC Jan16 T	2015/08/17	2015/08/18
64682	UBS AG – HSI R Bull CBBC Apr 2016 I	2015/08/17	2015/08/18
63076	Standard Chartered Bank – HSI R Bull CBBC Nov 2015 E	2015/08/17	2015/08/18
62997	J P Morgan SP BV – HSI R Bull CBBC May 2016 B	2015/08/17	2015/08/18
62792	J P Morgan SP BV – Ping An R Bull CBBC Dec 2016 A	2015/08/17	2015/08/18
67800	UBS AG – HSI R Bull CBBC May 2016 Z	2015/08/17	2015/08/18
67796	Credit Suisse AG – HSI R Bull CBBC Feb 2016 M	2015/08/17	2015/08/18
67799	UBS AG – HSI R Bull CBBC May 2016 Y	2015/08/17	2015/08/18
65560	Macquarie Bank Ltd. – HSI R Bull CBBC Oct 2015 D	2015/08/17	2015/08/18
67794	Credit Suisse AG – HSI R Bull CBBC Feb 2016 L	2015/08/17	2015/08/18
67798	Credit Suisse AG – HSI R Bull CBBC Feb 2016 N	2015/08/17	2015/08/18
65536	Credit Suisse AG – Ping An R Bull CBBC Mar 2016 C	2015/08/17	2015/08/18
64199	UBS AG – HSI R Bull CBBC Mar 2016 Q	2015/08/17	2015/08/18
67801	UBS AG – HSI R Bull CBBC May 2016 G	2015/08/17	2015/08/18
67773	Standard Chartered Bank – HSI R Bull CBBC May 2016 A	2015/08/17	2015/08/18
67802	UBS AG – HSI R Bull CBBC May 2016 H	2015/08/17	2015/08/18
64056	Credit Suisse AG – HSI R Bull CBBC Feb 2016 A	2015/08/17	2015/08/18
68260	HK Bank – SHK Ppt R Bull CBBC Oct 2015 A	2015/08/17	2015/08/18
67791	J P Morgan SP BV – HSI R Bull CBBC Jul 2016 S	2015/08/17	2015/08/18
65599	UBS AG – HSI R Bull CBBC Jun 2016 M	2015/08/17	2015/08/18
65595	UBS AG – Ping An R Bull CBBC Sep 2016 B	2015/08/17	2015/08/18
62631	Credit Suisse AG – HSI R Bull CBBC Apr 2016 D	2015/08/17	2015/08/18
64851	HK Bank – HSI R Bull CBBC Sep 2016 H	2015/08/18	2015/08/19
67294	BNP Paribas Arbit Issu B.V. – A50 Ch R Bull CBBC Dec 2015 A	2015/08/18	2015/08/19

List of expired CBBC, 2015 (continued)

Code	CBBC	Last trading date	Delisted date
64842	Credit Suisse AG – HSI R Bull CBBC Mar 2016 H	2015/08/18	2015/08/19
67267	UBS AG – A50 China R Bull CBBC Dec 2015 A	2015/08/18	2015/08/19
66383	BNP Paribas Arbit Issu B.V. – HSI R Bull CBBC Dec 2016 K	2015/08/18	2015/08/19
62063	Credit Suisse AG – CCB R Bull CBBC Feb 2016 A	2015/08/18	2015/08/19
65118	SGA Societe Generale Acceptance N.V.-CSA50 R Bull CBBC Feb16F	2015/08/18	2015/08/19
65117	SGA Societe Generale Acceptance N.V.-CSA50 R Bull CBBC Mar16D	2015/08/18	2015/08/19
66475	J P Morgan SP BV – HSI R Bull CBBC Jul 2016 L	2015/08/18	2015/08/19
63185	J P Morgan SP BV – HSI R Bull CBBC Apr 2016 J	2015/08/18	2015/08/19
62036	Credit Suisse AG – HS H-SH ETF R Bull CBBC Feb 2016 A	2015/08/18	2015/08/19
62102	Credit Suisse AG – HKEx R Bull CBBC Mar 2016 B	2015/08/18	2015/08/19
62042	Credit Suisse AG – A50 China R Bull CBBC Feb 2016 B	2015/08/18	2015/08/19
64878	HK Bank – AIA R Bull CBBC Sep 2016 A	2015/08/18	2015/08/19
66496	HK Bank – Ping An R Bull CBBC Oct 2016 D	2015/08/18	2015/08/19
67001	Standard Chartered Bank – CSOP A50 ETF R Bull CBBC Jul 2016A	2015/08/18	2015/08/19
63907	SGA Societe Generale Acceptance N.V.-HSI R Bull CBBC Feb16 D	2015/08/18	2015/08/19
63249	UBS AG – HSI R Bull CBBC May 2016 E	2015/08/18	2015/08/19
62527	HK Bank – HSI R Bull CBBC Jul 2016 G	2015/08/18	2015/08/19
69011	Standard Chartered Bank – SHK Ppt R Bull CBBC Dec 2015 A	2015/08/18	2015/08/19
62724	HK Bank – A50 R Bull CBBC Feb 2016 D	2015/08/18	2015/08/19
67003	Standard Chartered Bank – A50 China R Bull CBBC Jul 2016 A	2015/08/18	2015/08/19
62861	HK Bank – HSCEI R Bull CBBC Aug 2016 E	2015/08/18	2015/08/19
64233	BNP Paribas Arbit Issu B.V. – HSI R Bull CBBC Jan 2016 E	2015/08/18	2015/08/19
67454	Bank of East Asia – A50 China R Bull CBBC Jan 2016 B	2015/08/18	2015/08/19
62827	J P Morgan SP BV – HSCEI R Bull CBBC Jul 2016 B	2015/08/18	2015/08/19
62925	HK Bank – HKEx R Bull CBBC Jul 2016 F	2015/08/18	2015/08/19
62941	SGA Societe Generale Acceptance N.V.-HSI R Bull CBBC Jan16 J	2015/08/18	2015/08/19
64286	BNP Paribas Arbit Issu B.V.-CSOP A50 ETF R Bull CBBC Dec15X	2015/08/18	2015/08/19
64325	HK Bank – CSOP A50 ETF R Bull CBBC Apr 2016 F	2015/08/18	2015/08/19
64204	UBS AG – HSI R Bull CBBC Feb 2016 P	2015/08/18	2015/08/19
64326	HK Bank – CSOP A50 ETF R Bull CBBC May 2016 D	2015/08/18	2015/08/19
62593	Standard Chartered Bank – CSOP A50 ETF R Bull CBBC Jan 2016B	2015/08/18	2015/08/19
62741	UBS AG – HSCEI R Bull CBBC Mar 2016 G	2015/08/18	2015/08/19
63067	Credit Suisse AG – HSI R Bull CBBC May 2016 E	2015/08/18	2015/08/19
62714	UBS AG – HSI R Bull CBBC May 2016 A	2015/08/18	2015/08/19
63969	J P Morgan SP BV – HSI R Bull CBBC May 2016 E	2015/08/18	2015/08/19
64553	Standard Chartered Bank – HSI R Bull CBBC Dec 2015 D	2015/08/18	2015/08/19
66570	SGA Societe Generale Acceptance NV-HS HI R Bull CBBC Apr16A	2015/08/18	2015/08/19
62440	BNP Paribas Arbit Issu B.V. – HSCEI R Bull CBBC Nov 2015 H	2015/08/18	2015/08/19
64120	Credit Suisse AG – A50 China R Bull CBBC Jan 2016 F	2015/08/18	2015/08/19
64116	Credit Suisse AG – CSOP A50 ETF R Bull CBBC Jan 2016 F	2015/08/18	2015/08/19
63443	BNP Paribas Arbit Issu B.V. – HSI R Bull CBBC Feb 2016 D	2015/08/18	2015/08/19
63288	UBS AG – HSI R Bull CBBC Jul 2016 F	2015/08/18	2015/08/19
63553	SGA Societe Generale Acceptance N.V.-HSI R Bull CBBC Mar16 O	2015/08/18	2015/08/19
62483	Standard Chartered Bank – HSI R Bull CBBC Oct 2015 L	2015/08/18	2015/08/19
62506	Credit Suisse AG – HSI R Bull CBBC Feb 2016 V	2015/08/18	2015/08/19
63983	Credit Suisse AG – HSCEI R Bull CBBC Feb 2016 B	2015/08/18	2015/08/19
62181	SGA Societe Generale Acceptance NV -HSCEI R Bull CBBC Jan16H	2015/08/18	2015/08/19
67070	SGA Societe Generale Acceptance N.V.-A50 R Bull CBBC Sep15 E	2015/08/18	2015/08/19
67825	Credit Suisse AG – HSI R Bull CBBC Mar 2016 P	2015/08/18	2015/08/19
65168	SGA Societe Generale Acceptance NV-PingAn R Bull CBBC Mar16B	2015/08/18	2015/08/19
67865	UBS AG – HSI R Bull CBBC Apr 2016 F	2015/08/18	2015/08/19
67864	UBS AG – HSI R Bull CBBC Apr 2016 Z	2015/08/18	2015/08/19
65250	HK Bank – Ping An R Bull CBBC Dec 2015 I	2015/08/18	2015/08/19
66014	J P Morgan SP BV – CSOP A50 ETF R Bull CBBC May 2016 B	2015/08/18	2015/08/19
67362	Credit Suisse AG – HSI R Bull CBBC Mar 2016 D	2015/08/18	2015/08/19
67757	J P Morgan SP BV – CSOP A50 ETF R Bull CBBC Jun 2016 C	2015/08/18	2015/08/19
66913	HK Bank – A50 R Bull CBBC Aug 2015 K	2015/08/18	2015/08/19
67826	Credit Suisse AG – HSI R Bull CBBC Mar 2016 Q	2015/08/18	2015/08/19
67862	UBS AG – HSI R Bull CBBC Jun 2016 X	2015/08/18	2015/08/19
67824	Credit Suisse AG – HSI R Bull CBBC Mar 2016 O	2015/08/18	2015/08/19
67823	Credit Suisse AG – HSI R Bull CBBC Mar 2016 N	2015/08/18	2015/08/19
67822	Credit Suisse AG – HSCEI R Bull CBBC Mar 2016 H	2015/08/18	2015/08/19
67821	Credit Suisse AG – HSCEI R Bull CBBC Feb 2016 G	2015/08/18	2015/08/19
67527	Credit Suisse AG – CAM CSI300 R Bull CBBC Jun 2016 A	2015/08/18	2015/08/19
67818	Standard Chartered Bank – HSI R Bull CBBC Apr 2016 K	2015/08/18	2015/08/19
62069	HK Bank – Wharf Holdings R Bull CBBC Oct 2015 A	2015/08/18	2015/08/19
66168	J P Morgan SP BV – A50 China R Bull CBBC Jul 2016 A	2015/08/18	2015/08/19
67861	UBS AG – CAM CSI300 R Bull CBBC Aug 2016 A	2015/08/18	2015/08/19
67701	HK Bank – CAM CSI300 R Bull CBBC Jun 2016 A	2015/08/18	2015/08/19
64582	HK Bank – A50 R Bull CBBC Feb 2016 F	2015/08/18	2015/08/19
65963	UBS AG – CSOP A50 ETF R Bull CBBC Apr 2016 A	2015/08/18	2015/08/19
67658	J P Morgan SP BV – Ping An R Bull CBBC Sep 2016 A	2015/08/18	2015/08/19
65559	Standard Chartered Bank – HSI R Bull CBBC Dec 2015 E	2015/08/18	2015/08/19
67587	J P Morgan SP BV – HSI R Bull CBBC Jul 2016 Q	2015/08/18	2015/08/19
67885	J P Morgan SP BV – HSI R Bull CBBC Jul 2016 T	2015/08/18	2015/08/19
65459	HK Bank – A50 R Bull CBBC Apr 2016 J	2015/08/18	2015/08/19
65454	HK Bank – CSOP A50 ETF R Bull CBBC Apr 2016 H	2015/08/18	2015/08/19
67869	J P Morgan SP BV – HSI R Bull CBBC Jun 2016 R	2015/08/18	2015/08/19
67868	J P Morgan SP BV – HSCEI R Bull CBBC Jun 2016 D	2015/08/18	2015/08/19
64130	Credit Suisse AG – China Life R Bull CBBC Jun 2016 A	2015/08/19	2015/08/20
68061	BNP Paribas Arbit Issu B.V. – HSI R Bull CBBC Nov 2016 F	2015/08/19	2015/08/20
68109	Standard Chartered Bank – HSI R Bull CBBC May 2016 C	2015/08/19	2015/08/20
62718	UBS AG – HSI R Bull CBBC May 2016 B	2015/08/19	2015/08/20
68063	BNP Paribas Arbit Issu B.V. – HSI R Bull CBBC Nov 2016 G	2015/08/19	2015/08/20
62648	SGA Societe Generale Acceptance NV -HSCEI R Bull CBBC Feb16K	2015/08/19	2015/08/20
67994	HK Bank – Ping An R Bull CBBC Nov 2016 D	2015/08/19	2015/08/20
62632	Credit Suisse AG – HSI R Bull CBBC Apr 2016 E	2015/08/19	2015/08/20

List of expired CBBC, 2015 (continued)

Code	CBBC	Last trading date	Delisted date
68076	BNP Paribas Arbit Issu B.V. – HSI R Bull CBBC Nov 2016 H	2015/08/19	2015/08/20
68062	BNP Paribas Arbit Issu B.V. – HSI R Bull CBBC Dec 2016 M	2015/08/19	2015/08/20
62622	Macquarie Bank Ltd. – HSI R Bull CBBC Oct 2015 C	2015/08/19	2015/08/20
67666	J P Morgan SP BV – A50 China R Bull CBBC Jun 2016 B	2015/08/19	2015/08/20
68203	Credit Suisse AG – HSI R Bull CBBC May 2016 I	2015/08/19	2015/08/20
62529	HK Bank – HSI R Bull CBBC Aug 2016 B	2015/08/19	2015/08/20
68239	Credit Suisse AG – HSI R Bull CBBC May 2016 K	2015/08/19	2015/08/20
67669	J P Morgan SP BV – AIA R Bull CBBC Sep 2016 A	2015/08/19	2015/08/20
64054	Credit Suisse AG – HSI R Bull CBBC Feb 2016 R	2015/08/19	2015/08/20
65023	BNP Paribas Arbit Issu B.V. – HSI R Bull CBBC Jan 2016 S	2015/08/19	2015/08/20
68154	Standard Chartered Bank – HSI R Bull CBBC May 2016 D	2015/08/19	2015/08/20
62507	HK Bank – Ping An R Bull CBBC Oct 2016 B	2015/08/19	2015/08/20
63975	J P Morgan SP BV – HSI R Bull CBBC Jul 2016 B	2015/08/19	2015/08/20
68205	Credit Suisse AG – HSI R Bull CBBC May 2016 J	2015/08/19	2015/08/20
68079	BNP Paribas Arbit Issu B.V. – HSI R Bull CBBC Dec 2016 N	2015/08/19	2015/08/20
67968	HK Bank – HSI R Bull CBBC Jul 2016 M	2015/08/19	2015/08/20
63441	BNP Paribas Arbit Issu B.V. – HSI R Bull CBBC Feb 2016 C	2015/08/19	2015/08/20
63439	BNP Paribas Arbit Issu B.V. – HSI R Bull CBBC Feb 2016 B	2015/08/19	2015/08/20
63048	Credit Suisse AG – HSI R Bull CBBC Apr 2016 M	2015/08/19	2015/08/20
67892	HK Bank – HSCEI R Bull CBBC Jul 2016 F	2015/08/19	2015/08/20
67901	HK Bank – CSOP A50 ETF R Bull CBBC Jun 2016 C	2015/08/19	2015/08/20
63080	Standard Chartered Bank – HSI R Bull CBBC Nov 2015 F	2015/08/19	2015/08/20
68052	Credit Suisse AG – HSI R Bull CBBC Apr 2016 S	2015/08/19	2015/08/20
67959	HK Bank – CAM CSI300 R Bull CBBC Oct 2016 B	2015/08/19	2015/08/20
62998	J P Morgan SP BV – HSI R Bull CBBC Jun 2016 A	2015/08/19	2015/08/20
69020	Standard Chartered Bank – Sinopec Corp R Bull CBBC Dec 2015 A	2015/08/19	2015/08/20
67977	HK Bank – TCH R Bull CBBC Jul 2016 F	2015/08/19	2015/08/20
66476	J P Morgan SP BV – HSI R Bull CBBC Jul 2016 M	2015/08/19	2015/08/20
67980	HK Bank – HKEx R Bull CBBC Oct 2016 F	2015/08/19	2015/08/20
63258	UBS AG – HSI R Bull CBBC Jul 2016 A	2015/08/19	2015/08/20
63253	UBS AG – HSI R Bull CBBC Jun 2016 D	2015/08/19	2015/08/20
67933	HK Bank – A50 R Bull CBBC Jun 2016 D	2015/08/19	2015/08/20
68046	Standard Chartered Bank – HSI R Bull CBBC May 2016 B	2015/08/19	2015/08/20
62771	UBS AG – HKEx R Bull CBBC Aug 2016 B	2015/08/19	2015/08/20
68058	Credit Suisse AG – HSI R Bull CBBC Apr 2016 U	2015/08/19	2015/08/20
67877	UBS AG – CC Bank R Bull CBBC Sep 2015 B	2015/08/19	2015/08/20
68054	Credit Suisse AG – HSI R Bull CBBC Apr 2016 T	2015/08/19	2015/08/20
63563	SGA Societe Generale Acceptance N.V.-HSI R Bull CBBC Mar16 Q	2015/08/19	2015/08/20
68282	Credit Suisse AG – HSI R Bull CBBC May 2016 M	2015/08/19	2015/08/20
68006	HK Bank – China Life R Bull CBBC Sep 2016 B	2015/08/19	2015/08/20
67687	HK Bank – HS H-SH ETF R Bull CBBC Aug 2016 B	2015/08/19	2015/08/20
68564	HK Bank – PetCh R Bull CBBC Jan 2016 A	2015/08/19	2015/08/20
66620	Credit Suisse AG – HSCEI R Bull CBBC Mar 2016 G	2015/08/19	2015/08/20
64129	Credit Suisse AG – Ping An R Bull CBBC Jan 2016 E	2015/08/19	2015/08/20
63482	BNP Paribas Arbit Issu B.V. – HSCEI R Bull CBBC Dec 2015 Z	2015/08/19	2015/08/20
68032	Credit Suisse AG – CCB R Bull CBBC Aug 2015 A	2015/08/19	2015/08/20
68025	J P Morgan SP BV – HSI R Bull CBBC Jun 2016 S	2015/08/19	2015/08/20
60134	HK Bank – Ping An R Bull CBBC Oct 2015 F	2015/08/19	2015/08/20
67871	UBS AG – BOCL R Bull CBBC Oct 2015 A	2015/08/19	2015/08/20
63554	SGA Societe Generale Acceptance N.V.-HSI R Bull CBBC Mar16 P	2015/08/19	2015/08/20
67019	SGA Societe Generale Acceptance N.V.-HSI R Bull CBBC May16 B	2015/08/19	2015/08/20
62276	SGA Societe Generale Acceptance N.V.-HSI R Bull CBBC Apr 16B	2015/08/19	2015/08/20
64104	UBS AG – Ping An R Bull CBBC Nov 2015 B	2015/08/19	2015/08/20
68433	UBS AG – HSI R Bull CBBC Jun 2016 L	2015/08/19	2015/08/20
64050	Credit Suisse AG – HSI R Bull CBBC Feb 2016 Y	2015/08/19	2015/08/20
68437	UBS AG – HSI R Bull CBBC Jul 2016 N	2015/08/19	2015/08/20
68438	UBS AG – HSI R Bull CBBC May 2016 K	2015/08/19	2015/08/20
65549	Standard Chartered Bank – Galaxy Ent R Bull CBBC Jul 2016 A	2015/08/19	2015/08/20
67289	Standard Chartered Bank – CAM CSI300 R Bull CBBC Aug 2016 A	2015/08/19	2015/08/20
62277	SGA Societe Generale Acceptance N.V.-HSI R Bull CBBC Jan 16N	2015/08/19	2015/08/20
67308	Standard Chartered Bank – HSI R Bull CBBC Jun 2016 G	2015/08/19	2015/08/20
66330	Standard Chartered Bank – HSI R Bull CBBC Jun 2016 A	2015/08/19	2015/08/20
64693	UBS AG – HSI R Bull CBBC Jun 2016 I	2015/08/19	2015/08/20
64920	SGA Societe Generale Acceptance N.V.-HKEx R Bull CBBC Apr16A	2015/08/19	2015/08/20
64687	UBS AG – HSI R Bull CBBC May 2016 F	2015/08/19	2015/08/20
67007	Standard Chartered Bank – HSI R Bull CBBC Jun 2016 D	2015/08/19	2015/08/20
67168	Bank of East Asia – Galaxy Ent R Bull CBBC Dec 2016 B	2015/08/19	2015/08/20
66910	HK Bank – A50 R Bull CBBC Aug 2015 J	2015/08/19	2015/08/20
66222	HK Bank – CSOP A50 ETF R Bull CBBC Jun 2016 B	2015/08/19	2015/08/20
66925	Bank of East Asia – HKEx R Bull CBBC Jun 2016 B	2015/08/19	2015/08/20
62002	HK Bank – Galaxy Ent R Bull CBBC Jun 2016 A	2015/08/19	2015/08/20
64217	UBS AG – HSI R Bull CBBC Feb 2016 I	2015/08/19	2015/08/20
69376	HK Bank – CC Bank R Bull CBBC Oct 2016 C	2015/08/19	2015/08/20
63455	HK Bank – A50 R Bull CBBC Feb 2016 E	2015/08/19	2015/08/20
64849	Bank of East Asia – COVS R Bull CBBC Jul 2016 A	2015/08/19	2015/08/20
64847	Bank of East Asia – CITIC Sec R Bull CBBC Dec 2016 A	2015/08/19	2015/08/20
68393	J P Morgan SP BV – HSI R Bull CBBC Jul 2016 U	2015/08/19	2015/08/20
64215	UBS AG – HSI R Bull CBBC Mar 2016 R	2015/08/19	2015/08/20
67073	SGA Societe Generale Acceptance N.V.-A50 R Bull CBBC Aug15 E	2015/08/19	2015/08/20
62142	BNP Paribas Arbit Issu B.V. – HS H-SH ETF R Bull CBBC Jan16C	2015/08/19	2015/08/20
68429	UBS AG – HSI R Bull CBBC Jun 2016 Z	2015/08/19	2015/08/20
65491	HK Bank – HSI R Bull CBBC Oct 2016 D	2015/08/19	2015/08/20
68580	J P Morgan SP BV – HSI R Bull CBBC Jun 2016 T	2015/08/19	2015/08/20
68557	J P Morgan SP BV – HSI R Bull CBBC Jul 2016 V	2015/08/19	2015/08/20
68584	BNP Paribas Arbit Issu B.V. – HSI R Bull CBBC Dec 2016 O	2015/08/19	2015/08/20
68427	UBS AG – HSI R Bull CBBC Jun 2016 Y	2015/08/19	2015/08/20
65489	HK Bank – HSCEI R Bull CBBC Oct 2016 B	2015/08/19	2015/08/20

List of expired CBBC, 2015 (continued)

Code	CBBC	Last trading date	Delisted date
68400	J P Morgan SP BV – HSCEI R Bull CBBC Jul 2016 G	2015/08/19	2015/08/20
68770	Credit Suisse AG – HSI R Bull CBBC Jun 2016 O	2015/08/20	2015/08/21
67172	Bank of East Asia – Haitong Sec R Bull CBBC Dec 2016 D	2015/08/20	2015/08/21
67251	HK Bank – HSI R Bull CBBC Sep 2015 F	2015/08/20	2015/08/21
66798	BNP Paribas Arbit Issu B.V. – HSI R Bull CBBC Dec 2015 R	2015/08/20	2015/08/21
62065	Credit Suisse AG – BOCL R Bull CBBC Feb 2016 A	2015/08/20	2015/08/21
66592	Standard Chartered Bank – HSI R Bull CBBC Jun 2016 B	2015/08/20	2015/08/21
68673	HK Bank – HSI R Bull CBBC Jul 2016 N	2015/08/20	2015/08/21
68027	Standard Chartered Bank – HSI R Bull CBBC Jun 2016 H	2015/08/20	2015/08/21
67017	SGA Societe Generale Acceptance N.V.-HSI R Bull CBBC Apr16 H	2015/08/20	2015/08/21
68644	SGA Societe Generale Acceptance N.V.-CLife R Bull CBBC May16A	2015/08/20	2015/08/21
68712	Standard Chartered Bank – HSI R Bull CBBC May 2016 F	2015/08/20	2015/08/21
67984	HK Bank – China Mobile R Bull CBBC Nov 2016 B	2015/08/20	2015/08/21
63187	J P Morgan SP BV – HSI R Bull CBBC Apr 2016 K	2015/08/20	2015/08/21
68733	UBS AG – HSI R Bull CBBC Apr 2016 L	2015/08/20	2015/08/21
67153	Credit Suisse AG – HSI R Bull CBBC Aug 2015 O	2015/08/20	2015/08/21
66477	J P Morgan SP BV – HSI R Bull CBBC Sep 2016 A	2015/08/20	2015/08/21
66478	HK Bank – Galaxy Ent R Bull CBBC Oct 2016 B	2015/08/20	2015/08/21
63150	SGA Societe Generale Acceptance N.V.-HSI R Bull CBBC Feb16 K	2015/08/20	2015/08/21
67179	J P Morgan SP BV – HSI R Bull CBBC Aug 2015 W	2015/08/20	2015/08/21
66993	UBS AG – Sinopec Corp R Bull CBBC Oct 2015 C	2015/08/20	2015/08/21
62029	HK Bank – HSI R Bull CBBC Sep 2016 A	2015/08/20	2015/08/21
61733	Standard Chartered Bank – Galaxy Ent R Bull CBBC Mar 2016 A	2015/08/20	2015/08/21
67129	Credit Suisse AG – Ping An R Bull CBBC Feb 2016 B	2015/08/20	2015/08/21
61992	Bank of East Asia – Galaxy Ent R Bull CBBC Feb 2016 A	2015/08/20	2015/08/21
68711	Standard Chartered Bank – HSI R Bull CBBC May 2016 E	2015/08/20	2015/08/21
62828	J P Morgan SP BV – HSCEI R Bull CBBC Aug 2016 A	2015/08/20	2015/08/21
63060	Credit Suisse AG – HSI R Bull CBBC May 2016 A	2015/08/20	2015/08/21
66735	J P Morgan SP BV – HSI R Bull CBBC Aug 2015 U	2015/08/20	2015/08/21
68769	Credit Suisse AG – HSI R Bull CBBC Jun 2016 N	2015/08/20	2015/08/21
68699	J P Morgan SP BV – HSI R Bull CBBC Jun 2016 U	2015/08/20	2015/08/21
67097	Standard Chartered Bank – HSI R Bull CBBC Jun 2016 E	2015/08/20	2015/08/21
67106	UBS AG – Galaxy Ent R Bull CBBC Jun 2016 A	2015/08/20	2015/08/21
66568	SGA Societe Generale Acceptance NV-HS HI R Bull CBBC Jul16A	2015/08/20	2015/08/21
64277	HK Bank – Sinopec Corp R Bull CBBC Jan 2016 B	2015/08/20	2015/08/21
67357	UBS AG – HSI R Bull CBBC Aug 2015 G	2015/08/20	2015/08/21
68772	J P Morgan SP BV – HSI R Bull CBBC Aug 2016 B	2015/08/20	2015/08/21
62611	Credit Suisse AG – HSCEI R Bull CBBC Mar 2016 A	2015/08/20	2015/08/21
64765	Bank of East Asia – A50 China R Bull CBBC Mar 2016 A	2015/08/20	2015/08/21
67683	HK Bank – HSI R Bull CBBC Sep 2015 H	2015/08/20	2015/08/21
62562	HK Bank – HSCEI R Bull CBBC Sep 2016 A	2015/08/20	2015/08/21
62531	HK Bank – HSI R Bull CBBC Oct 2016 A	2015/08/20	2015/08/21
62530	HK Bank – HSI R Bull CBBC Sep 2016 D	2015/08/20	2015/08/21
62275	SGA Societe Generale Acceptance N.V.-HSI R Bull CBBC Jan16I	2015/08/20	2015/08/21
62523	HK Bank – Haitong Sec R Bull CBBC Sep 2016 A	2015/08/20	2015/08/21
62621	Macquarie Bank Ltd. – HSI R Bull CBBC Oct 2015 B	2015/08/20	2015/08/21
67716	HK Bank – CGN Power R Bull CBBC Aug 2016 A	2015/08/20	2015/08/21
62269	SGA Societe Generale Acceptance N.V.-HSI R Bull CBBC Jan 16S	2015/08/20	2015/08/21
62354	Credit Suisse AG – HKEx R Bull CBBC Feb 2016 C	2015/08/20	2015/08/21
67420	HK Bank – BOCL R Bull CBBC Sep 2015 B	2015/08/20	2015/08/21
65659	Bank of East Asia – AIA R Bull CBBC Oct 2015 A	2015/08/20	2015/08/21
64323	UBS AG – AIA R Bull CBBC Sep 2015 A	2015/08/20	2015/08/21
67434	SGA Societe Generale Acceptance N.V.-HSI R Bull CBBC Aug 15D	2015/08/20	2015/08/21
67645	J P Morgan SP BV – HSBC R Bull CBBC Oct 2016 A	2015/08/20	2015/08/21
62468	BNP Paribas Arbit Issu B.V. – HKEx R Bull CBBC Dec 2015 H	2015/08/20	2015/08/21
62445	BNP Paribas Arbit Issu B.V. – A50 Ch R Bull CBBC Dec 2015 O	2015/08/20	2015/08/21
68270	BNP Paribas Arbit Issu B.V. – Petroch R Bull CBBC Jan 2016 B	2015/08/20	2015/08/21
62513	HK Bank – China Life R Bull CBBC Oct 2016 A	2015/08/20	2015/08/21
65390	HK Bank – CNOOC R Bull CBBC Oct 2015 F	2015/08/20	2015/08/21
66614	Credit Suisse AG – HSI R Bull CBBC Jun 2016 J	2015/08/20	2015/08/21
66615	Credit Suisse AG – HSI R Bull CBBC Jun 2016 K	2015/08/20	2015/08/21
66683	BNP Paribas Arbit Issu B.V. – HSI R Bull CBBC Dec 2015 P	2015/08/20	2015/08/21
68555	J P Morgan SP BV – HSI R Bull CBBC Aug 2016 A	2015/08/20	2015/08/21
66234	HK Bank – CC Bank R Bull CBBC Sep 2015 A	2015/08/20	2015/08/21
67976	HK Bank – Ping An R Bull CBBC Nov 2015 I	2015/08/20	2015/08/21
62857	HK Bank – HSI R Bull CBBC Aug 2016 C	2015/08/20	2015/08/21
65995	HK Bank – A50 R Bull CBBC Dec 2015 A	2015/08/20	2015/08/21
68560	HK Bank – CNOOC R Bull CBBC Oct 2016 A	2015/08/20	2015/08/21
66814	Standard Chartered Bank – HSI R Bull CBBC Jun 2016 C	2015/08/20	2015/08/21
66685	J P Morgan SP BV – HSCEI R Bull CBBC Sep 2016 A	2015/08/20	2015/08/21
68029	Standard Chartered Bank – HSI R Bull CBBC Sep 2015 B	2015/08/20	2015/08/21
67842	SGA Societe Generale Acceptance N.V. -CCB R Bull CBBC Jan16A	2015/08/20	2015/08/21
62246	Credit Suisse AG – HSI R Bull CBBC Feb 2016 T	2015/08/20	2015/08/21
61515	HK Bank – Sinopec Corp R Bull CBBC Oct 2015 B	2015/08/20	2015/08/21
62670	BNP Paribas Arbit Issu B.V. – Ping An R Bull CBBC Dec 2015 F	2015/08/20	2015/08/21
67755	Standard Chartered Bank – China Life R Bull CBBC Sep 2015 A	2015/08/20	2015/08/21
64803	UBS AG – HSCEI R Bull CBBC Oct 2015 A	2015/08/20	2015/08/21
62635	Credit Suisse AG – HSI R Bull CBBC Apr 2016 F	2015/08/20	2015/08/21
68794	J P Morgan SP BV – Tencent R Bull CBBC Jun 2016 B	2015/08/20	2015/08/21
62267	SGA Societe Generale Acceptance N.V.-HSI R Bull CBBC Mar 16H	2015/08/20	2015/08/21
65612	HK Bank – China Life R Bull CBBC Oct 2015 A	2015/08/20	2015/08/21
63947	Standard Chartered Bank – HSI R Bull CBBC Nov 2015 G	2015/08/20	2015/08/21
65701	HK Bank – Sinopec Corp R Bull CBBC Oct 2016 A	2015/08/20	2015/08/21
65699	HK Bank – PetCh R Bull CBBC Oct 2016 A	2015/08/20	2015/08/21
67731	Bank of East Asia – Sinopec Corp R Bull CBBC Mar 2016 A	2015/08/20	2015/08/21
66060	Bank of East Asia – PetCh R Bull CBBC Jun 2016 A	2015/08/20	2015/08/21
64721	Credit Suisse AG – HS H-SH ETF R Bull CBBC Jan 2016 E	2015/08/20	2015/08/21

List of expired CBBC, 2015 (continued)

Code	CBBC	Last trading date	Delisted date
64049	Credit Suisse AG – HSI R Bull CBBC Feb 2016 X	2015/08/20	2015/08/21
66467	J P Morgan SP BV – HKEx R Bull CBBC Oct 2016 B	2015/08/20	2015/08/21
63950	Standard Chartered Bank – HSI R Bull CBBC Nov 2015 H	2015/08/20	2015/08/21
68021	SGA Societe Generale Acceptance NV-PingAn R Bull CBBC Aug15A	2015/08/20	2015/08/21
65320	HK Bank – HKEx R Bull CBBC Oct 2016 C	2015/08/20	2015/08/21
68516	SGA Societe Generale Acceptance N.V.-HKEx R Bull CBBC Jan16A	2015/08/20	2015/08/21
63904	SGA Societe Generale Acceptance N.V.-HSI R Bull CBBC Feb 16 T	2015/08/20	2015/08/21
61105	Standard Chartered Bank – Ping An R Bull CBBC Nov 2015 E	2015/08/20	2015/08/21
64808	J P Morgan SP BV – HSI R Bull CBBC Jul 2016 C	2015/08/20	2015/08/21
65500	HK Bank – HSI R Bull CBBC Nov 2016 D	2015/08/20	2015/08/21
65251	Bank of East Asia – CC Bank R Bull CBBC Jul 2016 A	2015/08/20	2015/08/21
64872	HK Bank – Minsheng Bank R Bull CBBC Oct 2016 C	2015/08/20	2015/08/21
69508	SGA Societe Generale Acceptance NV -HSCEI R Bull CBBC Sep15B	2015/08/20	2015/08/21
63421	BNP Paribas Arbit Issu B.V. – HSI R Bull CBBC Feb 2016 A	2015/08/20	2015/08/21
66377	BNP Paribas Arbit Issu B.V. – HSI R Bull CBBC Dec 2016 J	2015/08/20	2015/08/21
64225	UBS AG – HSI R Bull CBBC Mar 2016 S	2015/08/20	2015/08/21
63267	UBS AG – HSI R Bull CBBC Jul 2016 B	2015/08/20	2015/08/21
63268	UBS AG – HSI R Bull CBBC Jun 2016 F	2015/08/20	2015/08/21
65299	BNP Paribas Arbit Issu B.V. – HSI R Bull CBBC Dec 2016 A	2015/08/20	2015/08/21
66425	UBS AG – HSI R Bull CBBC Apr 2016 Q	2015/08/20	2015/08/21
64226	UBS AG – HSI R Bull CBBC Apr 2016 H	2015/08/20	2015/08/21
66020	Standard Chartered Bank – HKEx R Bull CBBC Sep 2016 A	2015/08/20	2015/08/21
64152	HK Bank – AIA R Bull CBBC Dec 2015 A	2015/08/20	2015/08/21
66346	Standard Chartered Bank – HSCEI R Bull CBBC Jun 2016 A	2015/08/20	2015/08/21
65921	HK Bank – CUni R Bull CBBC Sep 2016 A	2015/08/20	2015/08/21
63552	SGA Societe Generale Acceptance N.V.-HSI R Bull CBBC Mar16 N	2015/08/20	2015/08/21
63266	UBS AG – HSI R Bull CBBC Jun 2016 E	2015/08/20	2015/08/21
63481	BNP Paribas Arbit Issu B.V. – HSCEI R Bull CBBC Nov 2015 L	2015/08/20	2015/08/21
67227	BNP Paribas Arbit Issu B.V. – HSI R Bull CBBC Dec 2015 U	2015/08/21	2015/08/24
66034	BNP Paribas Arbit Issu B.V. – HSI R Bull CBBC Dec 2015 A	2015/08/21	2015/08/24
62136	BNP Paribas Arbit Issu B.V. –CSOP A50 ETF R Bull CBBC Dec15T	2015/08/21	2015/08/24
62039	Credit Suisse AG – CSOP A50 ETF R Bull CBBC Feb 2016 A	2015/08/21	2015/08/24
67449	J P Morgan SP BV – CAM CSI300 R Bull CBBC Aug 2016 A	2015/08/21	2015/08/24
66185	Bank of East Asia – CKH R Bull CBBC Apr 2016 A	2015/08/21	2015/08/24
66162	J P Morgan SP BV – CSOP A50 ETF R Bull CBBC Jul 2016 A	2015/08/21	2015/08/24
62863	HK Bank – HS H-SH ETF R Bull CBBC Sep 2016 B	2015/08/21	2015/08/24
66299	UBS AG – CNOOC R Bull CBBC Nov 2015 A	2015/08/21	2015/08/24
63749	HK Bank – HSI R Bull CBBC Aug 2016 E	2015/08/21	2015/08/24
66603	J P Morgan SP BV – HSI R Bull CBBC Aug 2015 T	2015/08/21	2015/08/24
61483	Standard Chartered Bank – HSI R Bull CBBC Aug 2015 P	2015/08/21	2015/08/24
62705	HK Bank – HSI R Bull CBBC Nov 2015 F	2015/08/21	2015/08/24
61381	BNP Paribas Arbit Issu B.V. – TCH R Bull CBBC Dec 2015 D	2015/08/21	2015/08/24
60936	HK Bank – CC Bank R Bull CBBC Aug 2015 D	2015/08/21	2015/08/25
62819	J P Morgan SP BV – HKEx R Bull CBBC Dec 2016 A	2015/08/21	2015/08/24
68813	HK Bank – Ping An R Bull CBBC Nov 2016 E	2015/08/21	2015/08/24
62772	UBS AG – HKEx R Bull CBBC Sep 2016 A	2015/08/21	2015/08/24
62802	J P Morgan SP BV – Tencent R Bull CBBC Aug 2016 A	2015/08/21	2015/08/24
67857	SGA Societe Generale Acceptance N.V.-ICBC R Bull CBBC Mar16A	2015/08/21	2015/08/24
67496	HK Bank – TCH R Bull CBBC Aug 2016 E	2015/08/21	2015/08/24
65225	Credit Suisse AG – HSCEI R Bull CBBC Feb 2016 D	2015/08/21	2015/08/24
68519	J P Morgan SP BV – HSI R Bull CBBC Sep 2016 B	2015/08/21	2015/08/24
65414	Credit Suisse AG – TCH R Bull CBBC Mar 2016 A	2015/08/21	2015/08/24
68809	HK Bank – TCH R Bull CBBC Aug 2016 F	2015/08/21	2015/08/24
66579	BNP Paribas Arbit Issu B.V. – HSI R Bull CBBC Dec 2015 M	2015/08/21	2015/08/24
67897	SGA Societe Generale Acceptance N.V.-HSI R Bull CBBC Sep15 A	2015/08/21	2015/08/24
65593	HK Bank – A50 R Bull CBBC Sep 2015 B	2015/08/21	2015/08/24
68795	HK Bank – TCH R Bull CBBC Jul 2016 H	2015/08/21	2015/08/24
67302	Standard Chartered Bank – HSI R Bull CBBC Jun 2016 F	2015/08/21	2015/08/24
62472	BNP Paribas Arbit Issu B.V. – CC Bank R Bull CBBC Dec 2015 D	2015/08/21	2015/08/24
65523	SGA Societe Generale Acceptance N.V.-A50 R Bull CBBC Aug15 B	2015/08/21	2015/08/24
65054	SGA Societe Generale Acceptance N.V.-CSA50 R Bull CBBC Feb16B	2015/08/21	2015/08/24
67620	HK Bank – HKEx R Bull CBBC Dec 2015 C	2015/08/21	2015/08/24
66551	SGA Societe Generale Acceptance N.V.- TCH R Bull CBBC Dec15B	2015/08/21	2015/08/24
68951	SGA Societe Generale Acceptance N.V.-HSI R Bull CBBC Apr16 K	2015/08/21	2015/08/24
63903	SGA Societe Generale Acceptance N.V.-HSI R Bull CBBC Mar16 S	2015/08/21	2015/08/24
65594	HK Bank – A50 R Bull CBBC Sep 2015 C	2015/08/21	2015/08/24
62261	SGA Societe Generale Acceptance N.V.-HSI R Bull CBBC Apr 16A	2015/08/21	2015/08/24
65317	HK Bank – Sands China R Bull CBBC Aug 2016 A	2015/08/21	2015/08/24
64230	UBS AG – HSI R Bull CBBC Jul 2016 H	2015/08/21	2015/08/24
64298	Standard Chartered Bank – CSOP A50 ETF R Bull CBBC Feb 2016A	2015/08/21	2015/08/24
64300	Standard Chartered Bank – A50 China R Bull CBBC Mar 2016 A	2015/08/21	2015/08/24
62258	SGA Societe Generale Acceptance N.V.-HSI R Bull CBBC Mar 16G	2015/08/21	2015/08/24
66661	HK Bank – HSI R Bull CBBC Aug 2015 N	2015/08/21	2015/08/24
65563	UBS AG – TCH R Bull CBBC Sep 2015 D	2015/08/21	2015/08/24
67098	Standard Chartered Bank – HSI R Bull CBBC Aug 2016 A	2015/08/21	2015/08/24
62636	Credit Suisse AG – HSI R Bull CBBC Apr 2016 G	2015/08/21	2015/08/24
64870	HK Bank – CITIC Sec R Bull CBBC Sep 2016 A	2015/08/21	2015/08/24
64844	Bank of East Asia – Haitong Sec R Bull CBBC Dec 2016 A	2015/08/21	2015/08/24
66942	HK Bank – SHK Ppt R Bull CBBC Jul 2016 A	2015/08/21	2015/08/24
64047	Credit Suisse AG – HSI R Bull CBBC Feb 2016 W	2015/08/21	2015/08/24
66809	Standard Chartered Bank – HKEx R Bull CBBC Feb 2016 C	2015/08/21	2015/08/24
62260	Standard Chartered Bank – Galaxy Ent R Bear CBBC Aug 2015 A	2015/08/21	2015/08/25
65909	SGA Societe Generale Acceptance N.V.-A50 R Bull CBBC Sep15 C	2015/08/21	2015/08/24
65382	HK Bank – PetCh R Bull CBBC Dec 2015 A	2015/08/21	2015/08/24
61252	HK Bank – CSOP A50 ETF R Bull CBBC Feb 2016 B	2015/08/21	2015/08/24
63897	SGA Societe Generale Acceptance N.V.-HSI R Bull CBBC Mar16 R	2015/08/21	2015/08/24
68941	J P Morgan SP BV – HSCEI R Bull CBBC Aug 2016 C	2015/08/21	2015/08/24

List of expired CBBC, 2015 (continued)

Code	CBBC	Last trading date	Delisted date
68949	SGA Societe Generale Acceptance N.V.-HSI R Bull CBBC Apr16 J	2015/08/21	2015/08/24
65057	HK Bank – HSI R Bull CBBC Aug 2016 F	2015/08/21	2015/08/24
63139	SGA Societe Generale Acceptance N.V.-HSI R Bull CBBC Feb16 J	2015/08/21	2015/08/24
69378	HK Bank – CC Bank R Bull CBBC Nov 2016 A	2015/08/21	2015/08/24
67063	SGA Societe Generale Acceptance N.V.-CSA50 R Bull CBBC Sep15F	2015/08/21	2015/08/24
67152	Credit Suisse AG – HSI R Bull CBBC Aug 2015 N	2015/08/21	2015/08/24
67591	Bank of East Asia – PetCh R Bull CBBC Jun 2016 B	2015/08/21	2015/08/24
68855	Standard Chartered Bank – HSI R Bull CBBC Jun 2016 I	2015/08/21	2015/08/24
63061	Credit Suisse AG – HSI R Bull CBBC May 2016 B	2015/08/21	2015/08/24
67087	HK Bank – Galaxy Ent R Bull CBBC Nov 2015 A	2015/08/21	2015/08/24
61665	HK Bank – A50 R Bull CBBC Apr 2016 F	2015/08/21	2015/08/24
68852	HK Bank – HSI R Bull CBBC Jul 2016 O	2015/08/21	2015/08/24
64652	UBS AG – Ping An R Bull CBBC Oct 2015 E	2015/08/21	2015/08/24
63152	SGA Societe Generale Acceptance N.V.-HSI R Bull CBBC Feb16 L	2015/08/21	2015/08/24
66086	HK Bank – HSCEI R Bull CBBC Jul 2016 E	2015/08/21	2015/08/24
64349	HK Bank – TCH R Bull CBBC Jan 2016 M	2015/08/21	2015/08/24
68531	HK Bank – A50 R Bull CBBC Jan 2016 H	2015/08/21	2015/08/24
67663	J P Morgan SP BV – Ping An R Bull CBBC Oct 2016 B	2015/08/21	2015/08/24
68513	SGA Societe Generale Acceptance N.V.-HKEx R Bull CBBC Dec15C	2015/08/21	2015/08/24
64584	HK Bank – CSOP A50 ETF R Bull CBBC Feb 2016 E	2015/08/21	2015/08/24
68240	BNP Paribas Arbit Issu B.V. – HS H ETF R Bull CBBC Jan 2016E	2015/08/21	2015/08/24
68869	Credit Suisse AG – HSI R Bull CBBC Jul 2016 D	2015/08/21	2015/08/24
64319	UBS AG – HSI R Bull CBBC Sep 2015 I	2015/08/21	2015/08/24
66646	HK Bank – HSI R Bull CBBC Aug 2015 M	2015/08/21	2015/08/24
67045	HK Bank – CSOP A50 ETF R Bull CBBC Dec 2015 K	2015/08/21	2015/08/24
63081	Standard Chartered Bank – HSI R Bull CBBC Dec 2015 A	2015/08/21	2015/08/24
68657	UBS AG – TCH R Bull CBBC Aug 2015 C	2015/08/21	2015/08/25
67657	J P Morgan SP BV – CSOP A50 ETF R Bull CBBC Apr 2016 D	2015/08/21	2015/08/24
66928	J P Morgan SP BV – HSI R Bull CBBC Aug 2015 V	2015/08/21	2015/08/24
63085	Standard Chartered Bank – HSCEI R Bull CBBC Nov 2015 B	2015/08/21	2015/08/24
63120	SGA Societe Generale Acceptance N.V.-HSI R Bull CBBC Feb16 Y	2015/08/21	2015/08/24
60015	HK Bank – A50 R Bull CBBC Mar 2016 A	2015/08/21	2015/08/24
66506	HK Bank – Lenovo R Bull CBBC Dec 2016 A	2015/08/21	2015/08/24
67846	UBS AG – TCH R Bull CBBC Sep 2016 C	2015/08/21	2015/08/24
63208	J P Morgan SP BV – HSI R Bull CBBC May 2016 D	2015/08/21	2015/08/24
66462	J P Morgan SP BV – A50 China R Bull CBBC May 2016 C	2015/08/21	2015/08/24
66684	BNP Paribas Arbit Issu B.V. – HSI R Bull CBBC Dec 2015 Q	2015/08/21	2015/08/24
65419	UBS AG – CSOP A50 ETF R Bull CBBC Sep 2015 B	2015/08/21	2015/08/24
67259	HK Bank – Evergrande R Bull CBBC Nov 2016 A	2015/08/21	2015/08/24
68829	HK Bank – CNOOC R Bull CBBC Nov 2016 A	2015/08/21	2015/08/24
66427	UBS AG – HSI R Bull CBBC May 2016 T	2015/08/21	2015/08/24
63478	BNP Paribas Arbit Issu B.V. – HSCEI R Bull CBBC Dec 2015 Y	2015/08/21	2015/08/24
68911	UBS AG – HSI R Bull CBBC Oct 2015 A	2015/08/21	2015/08/24
67887	HK Bank – Sh Electric R Bull CBBC Nov 2016 A	2015/08/21	2015/08/24
67982	HK Bank – CRRC R Bull CBBC Nov 2016 A	2015/08/21	2015/08/24
67015	SGA Societe Generale Acceptance N.V.-HSI R Bull CBBC May16 A	2015/08/21	2015/08/24
62524	UBS AG – HSCEI R Bull CBBC Sep 2015 A	2015/08/21	2015/08/24
66621	Credit Suisse AG – HSI R Bull CBBC Jun 2016 L	2015/08/21	2015/08/24
66061	HK Bank – HSCEI R Bull CBBC Aug 2015 A	2015/08/21	2015/08/24
62974	SGA Societe Generale Acceptance NV -HSCEI R Bull CBBC Jan16K	2015/08/21	2015/08/24
68857	Standard Chartered Bank – A50 China R Bull CBBC Jun 2016 A	2015/08/21	2015/08/24
68870	UBS AG – HSI R Bull CBBC Jun 2016 N	2015/08/21	2015/08/24
66937	BNP Paribas Arbit Issu B.V. – HSI R Bull CBBC Dec 2015 S	2015/08/21	2015/08/24
68917	J P Morgan SP BV – HSI R Bull CBBC Aug 2016 C	2015/08/21	2015/08/24
65866	UBS AG – HSBC R Bull CBBC Nov 2016 A	2015/08/21	2015/08/24
67177	J P Morgan SP BV – HSI R Bull CBBC Sep 2015 E	2015/08/21	2015/08/24
65428	UBS AG – HSI R Bull CBBC Aug 2015 N	2015/08/21	2015/08/24
67257	HK Bank – CAM CSI300 R Bull CBBC Sep 2016 B	2015/08/21	2015/08/24
65464	HK Bank – CITIC Sec R Bull CBBC Aug 2016 C	2015/08/21	2015/08/24
63270	UBS AG – HSI R Bull CBBC Jun 2016 G	2015/08/21	2015/08/24
63269	UBS AG – HSI R Bull CBBC Jul 2016 C	2015/08/21	2015/08/24
68858	J P Morgan SP BV – HSI R Bull CBBC May 2016 M	2015/08/21	2015/08/24
63190	J P Morgan SP BV – HSI R Bull CBBC May 2016 C	2015/08/21	2015/08/24
68674	HK Bank – HSI R Bull CBBC Oct 2016 E	2015/08/24	2015/08/25
65822	HK Bank – CNOOC R Bull CBBC Oct 2015 G	2015/08/24	2015/08/25
65844	Bank of East Asia – A50 China R Bull CBBC Jan 2016 A	2015/08/24	2015/08/25
67292	Standard Chartered Bank – CAM CSI300 R Bull CBBC Sep 2016 A	2015/08/24	2015/08/25
66933	J P Morgan SP BV – HSI R Bull CBBC Sep 2015 C	2015/08/24	2015/08/25
67109	UBS AG – Sands China R Bull CBBC Mar 2016 A	2015/08/24	2015/08/25
66915	HK Bank – CSOP A50 ETF R Bull CBBC Dec 2015 J	2015/08/24	2015/08/25
67202	HK Bank – Gome R Bull CBBC Dec 2016 A	2015/08/24	2015/08/25
67261	HK Bank – CM Bank R Bull CBBC Sep 2016 A	2015/08/24	2015/08/25
66662	HK Bank – HSI R Bull CBBC Oct 2015 E	2015/08/24	2015/08/25
66663	HK Bank – HSI R Bull CBBC Sep 2015 E	2015/08/24	2015/08/25
66581	BNP Paribas Arbit Issu B.V. – HSI R Bull CBBC Dec 2015 O	2015/08/24	2015/08/25
66723	Credit Suisse AG – HSI R Bull CBBC Aug 2015 H	2015/08/24	2015/08/25
66731	Credit Suisse AG – HSI R Bull CBBC Aug 2015 I	2015/08/24	2015/08/25
66580	BNP Paribas Arbit Issu B.V. – HSI R Bull CBBC Dec 2015 N	2015/08/24	2015/08/25
67258	HK Bank – CAM CSI300 R Bull CBBC Oct 2016 A	2015/08/24	2015/08/25
66736	J P Morgan SP BV – HSI R Bull CBBC Sep 2015 A	2015/08/24	2015/08/25
66574	Credit Suisse AG – HSI R Bull CBBC Aug 2015 G	2015/08/24	2015/08/25
65994	HK Bank – CSOP A50 ETF R Bull CBBC Dec 2015 F	2015/08/24	2015/08/25
66128	HK Bank – CSOP A50 ETF R Bull CBBC Jan 2016 A	2015/08/24	2015/08/25
69108	SGA Societe Generale Acceptance N.V.-HSI R Bull CBBC Apr16 L	2015/08/24	2015/08/25
66792	UBS AG – HSI R Bull CBBC Aug 2015 E	2015/08/24	2015/08/25
67200	HK Bank – HKEx R Bull CBBC Oct 2016 E	2015/08/24	2015/08/25
65497	HK Bank – Galaxy Ent R Bull CBBC Dec 2015 C	2015/08/24	2015/08/25

List of expired CBBC, 2015 (continued)

Code	CBBC	Last trading date	Delisted date
65987	HK Bank – CSOP A50 ETF R Bull CBBC Dec 2015 E	2015/08/24	2015/08/25
67175	Bank of East Asia – Lenovo R Bull CBBC Dec 2016 B	2015/08/24	2015/08/25
65893	SGA Societe Generale Acceptance N.V.-CSA50 R Bull CBBC Aug15C	2015/08/24	2015/08/25
67171	Bank of East Asia – Sands China R Bull CBBC Dec 2016 A	2015/08/24	2015/08/25
65891	SGA Societe Generale Acceptance N.V.-CSA50 R Bull CBBC Sep15C	2015/08/24	2015/08/25
69233	J P Morgan SP BV – HSI R Bull CBBC Feb 2016 U	2015/08/24	2015/08/25
66909	HK Bank – CSOP A50 ETF R Bull CBBC Dec 2015 I	2015/08/24	2015/08/25
66739	J P Morgan SP BV – HSI R Bull CBBC Sep 2015 B	2015/08/24	2015/08/25
69382	Credit Suisse AG – HSI R Bull CBBC Jul 2016 I	2015/08/24	2015/08/25
65527	HK Bank – COVS R Bull CBBC Oct 2016 A	2015/08/24	2015/08/25
69456	UBS AG – A50 China R Bull CBBC Mar 2016 C	2015/08/24	2015/08/25
69401	HK Bank – ABC R Bull CBBC Nov 2016 A	2015/08/24	2015/08/25
67560	Credit Suisse AG – China Comm Constr R Bull CBBC Apr 2016 A	2015/08/24	2015/08/25
69474	Bank of East Asia – CKH R Bull CBBC Nov 2016 A	2015/08/24	2015/08/25
69452	UBS AG – HSI R Bull CBBC Apr 2016 A	2015/08/24	2015/08/25
66123	BNP Paribas Arbit Issu B.V. – Ch Mob R Bull CBBC Dec 2015 F	2015/08/24	2015/08/25
62686	HK Bank – GCL-Poly Energy R Bull CBBC Apr 2016 B	2015/08/24	2015/08/25
67548	HK Bank – Sinopec Corp R Bull CBBC Nov 2016 A	2015/08/24	2015/08/25
65531	Credit Suisse AG – China Mobile R Bull CBBC Feb 2016 B	2015/08/24	2015/08/25
63694	HK Bank – Great Wall Motor R Bull CBBC Sep 2015 B	2015/08/24	2015/08/25
69381	Credit Suisse AG – HSI R Bull CBBC Jul 2016 H	2015/08/24	2015/08/25
67534	Credit Suisse AG – CAM CSI300 R Bull CBBC Jun 2016 C	2015/08/24	2015/08/25
68452	Standard Chartered Bank – HSI R Bull CBBC Oct 2015 A	2015/08/24	2015/08/25
67533	Credit Suisse AG – CAM CSI300 R Bull CBBC Jun 2016 B	2015/08/24	2015/08/25
60252	HK Bank – HSI R Bull CBBC Aug 2015 A	2015/08/24	2015/08/25
64762	BNP Paribas Arbit Issu B.V. – HSI R Bull CBBC Nov 2015 R	2015/08/24	2015/08/25
68435	UBS AG – CAM CSI300 R Bull CBBC Sep 2016 A	2015/08/24	2015/08/25
63808	Bank of East Asia – TCH R Bull CBBC Nov 2015 B	2015/08/24	2015/08/25
65740	HK Bank – A50 R Bull CBBC Aug 2016 B	2015/08/24	2015/08/25
65724	HK Bank – HKEx R Bull CBBC Sep 2016 C	2015/08/24	2015/08/25
67775	Standard Chartered Bank – HSI R Bull CBBC Aug 2016 C	2015/08/24	2015/08/25
65702	HK Bank – CNOOC R Bull CBBC Jul 2016 C	2015/08/24	2015/08/25
65681	HK Bank – China Mobile R Bull CBBC Oct 2016 D	2015/08/24	2015/08/25
65680	HK Bank – Minsheng Bank R Bull CBBC Oct 2016 D	2015/08/24	2015/08/25
66059	Bank of East Asia – China Mobile R Bull CBBC Nov 2016 A	2015/08/24	2015/08/25
64668	UBS AG – TCH R Bull CBBC Sep 2015 C	2015/08/24	2015/08/25
67693	HK Bank – CAM CSI300 R Bull CBBC Aug 2016 B	2015/08/24	2015/08/25
67592	Bank of East Asia – China Comm Constr R Bull CBBC Jun 2016 A	2015/08/24	2015/08/25
69501	UBS AG – TCH R Bull CBBC Dec 2016 A	2015/08/24	2015/08/25
66074	UBS AG – China Mobile R Bull CBBC Aug 2016 A	2015/08/24	2015/08/25
67656	J P Morgan SP BV – HKEx R Bull CBBC Nov 2016 B	2015/08/24	2015/08/25
64318	UBS AG – HSI R Bull CBBC Sep 2015 H	2015/08/24	2015/08/25
69500	UBS AG – CSOP A50 ETF R Bull CBBC Mar 2016 B	2015/08/24	2015/08/25
68278	Credit Suisse AG – HSI R Bull CBBC May 2016 L	2015/08/24	2015/08/25
67617	Bank of East Asia – CAM CSI300 R Bull CBBC Jul 2016 A	2015/08/24	2015/08/25
69375	Credit Suisse AG – HSI R Bull CBBC Jul 2016 G	2015/08/24	2015/08/25
68512	SGA Societe Generale Acceptance N.V.-HKEx R Bull CBBC Nov15C	2015/08/24	2015/08/25
65385	HK Bank – Sinopec Corp R Bull CBBC Nov 2015 B	2015/08/24	2015/08/25
64763	BNP Paribas Arbit Issu B.V. – HSI R Bull CBBC Nov 2015 S	2015/08/24	2015/08/25
64933	J P Morgan SP BV – HSBC R Bull CBBC Sep 2015 B	2015/08/24	2015/08/25
65328	HK Bank – A50 R Bull CBBC Aug 2015 F	2015/08/24	2015/08/25
67371	Credit Suisse AG – CSOP A50 ETF R Bull CBBC Mar 2016 C	2015/08/24	2015/08/25
69249	J P Morgan SP BV – HSI R Bull CBBC Mar 2016 S	2015/08/24	2015/08/25
63695	HK Bank – TCH R Bull CBBC Oct 2015 G	2015/08/24	2015/08/25
67367	Credit Suisse AG – CSOP A50 ETF R Bull CBBC Mar 2016 B	2015/08/24	2015/08/25
69362	BNP Paribas Arbit Issu B.V. – HSCEI R Bull CBBC Dec 2016 A	2015/08/24	2015/08/25
67363	Credit Suisse AG – HSI R Bull CBBC Apr 2016 P	2015/08/24	2015/08/25
63805	UBS AG – HSI R Bull CBBC Aug 2015 A	2015/08/24	2015/08/25
67321	Credit Suisse AG – HSCEI R Bull CBBC Feb 2016 E	2015/08/24	2015/08/25
65473	SGA Societe Generale Acceptance N.V.-CSA50 R Bull CBBC Aug15B	2015/08/24	2015/08/25
65492	SGA Societe Generale Acceptance N.V.-A50 R Bull CBBC Sep15 A	2015/08/24	2015/08/25
65513	SGA Societe Generale Acceptance N.V.-A50 R Bull CBBC Aug15 A	2015/08/24	2015/08/25
65520	SGA Societe Generale Acceptance N.V.-A50 R Bull CBBC Sep15 B	2015/08/24	2015/08/25
65590	HK Bank – A50 R Bull CBBC Sep 2015 A	2015/08/24	2015/08/25
65605	HK Bank – CSOP A50 ETF R Bull CBBC Dec 2015 C	2015/08/24	2015/08/25
65655	Standard Chartered Bank – A50 China R Bull CBBC Sep 2015 A	2015/08/24	2015/08/25
67364	Credit Suisse AG – HS H-SH ETF R Bull CBBC Mar 2016 B	2015/08/24	2015/08/25
67486	HK Bank – CSOP A50 ETF R Bull CBBC Aug 2016 A	2015/08/24	2015/08/25
65794	HK Bank – CSOP A50 ETF R Bull CBBC Dec 2015 D	2015/08/24	2015/08/25
64774	Bank of East Asia – A50 China R Bull CBBC Mar 2016 B	2015/08/24	2015/08/25
64775	Bank of East Asia – Galaxy Ent R Bull CBBC Apr 2016 A	2015/08/24	2015/08/25
65416	Credit Suisse AG – Ping An R Bull CBBC Mar 2016 A	2015/08/24	2015/08/25
60831	J P Morgan SP BV – HSI R Bull CBBC Aug 2015 D	2015/08/24	2015/08/25
67515	Credit Suisse AG – Gome R Bull CBBC Jan 2016 A	2015/08/24	2015/08/25
67513	Standard Chartered Bank – HSI R Bull CBBC Aug 2016 B	2015/08/24	2015/08/25
64964	HK Bank – Sinopec Corp R Bull CBBC Nov 2015 A	2015/08/24	2015/08/25
67490	HK Bank – HSCEI R Bull CBBC Sep 2016 D	2015/08/24	2015/08/25
60548	HK Bank – Kingsoft R Bull CBBC Oct 2015 A	2015/08/24	2015/08/25
67478	HK Bank – CSOP A50 ETF R Bull CBBC Jul 2016 B	2015/08/24	2015/08/25
67463	HK Bank – AIA R Bull CBBC Sep 2016 C	2015/08/24	2015/08/25
66281	HK Bank – TCH R Bull CBBC Jan 2016 K	2015/08/24	2015/08/25
61727	Standard Chartered Bank – HSI R Bull CBBC Nov 2015 D	2015/08/24	2015/08/25
67450	J P Morgan SP BV – CAM CSI300 R Bull CBBC Sep 2016 A	2015/08/24	2015/08/25
61799	J P Morgan SP BV – HSI R Bull CBBC Aug 2015 G	2015/08/24	2015/08/25
62296	SGA Societe Generale Acceptance N.V.-HSI R Bull CBBC Aug15 B	2015/08/24	2015/08/25
69365	Credit Suisse AG – HSI R Bull CBBC Jul 2016 E	2015/08/24	2015/08/25
69368	Credit Suisse AG – HSI R Bull CBBC Jul 2016 F	2015/08/24	2015/08/25

List of expired CBBC, 2015 (continued)

Code	CBBC	Last trading date	Delisted date
60594	HK Bank – TCH R Bull CBBC Nov 2015 F	2015/08/24	2015/08/25
66857	UBS AG – HSI R Bull CBBC Aug 2016 E	2015/08/24	2015/08/25
66756	HK Bank – A50 R Bull CBBC Sep 2016 A	2015/08/24	2015/08/25
67744	Standard Chartered Bank – Ping An R Bull CBBC Nov 2015 D	2015/08/24	2015/08/25
62657	SGA Societe Generale Acceptance N.V.-HSI R Bull CBBC Mar16 K	2015/08/24	2015/08/25
63115	SGA Societe Generale Acceptance N.V.-HSI R Bull CBBC Apr16 C	2015/08/24	2015/08/25
63755	HK Bank – HSI R Bull CBBC Sep 2016 F	2015/08/24	2015/08/25
69136	Bank of East Asia – CNOOC R Bull CBBC Jan 2016 A	2015/08/24	2015/08/25
67840	SGA Societe Generale Acceptance N.V. -CCB R Bull CBBC Mar16A	2015/08/24	2015/08/25
63119	SGA Societe Generale Acceptance N.V.-HSI R Bull CBBC Feb16 C	2015/08/24	2015/08/25
67148	HK Bank – HKEx R Bull CBBC Jan 2016 A	2015/08/24	2015/08/25
63757	HK Bank – HSI R Bull CBBC Oct 2016 B	2015/08/24	2015/08/25
62982	HK Bank – CPIC R Bull CBBC Aug 2016 B	2015/08/24	2015/08/25
66498	HK Bank – Sinopec Corp R Bull CBBC Jul 2016 D	2015/08/24	2015/08/25
66956	Credit Suisse AG – HKEx R Bull CBBC Oct 2015 B	2015/08/24	2015/08/25
63711	BNP Paribas Arbit Issu B.V. – HS H-SH ETF R Bull CBBC Jan16D	2015/08/24	2015/08/25
63686	BNP Paribas Arbit Issu B.V. – A50 Ch R Bull CBBC Dec 2015 R	2015/08/24	2015/08/25
63678	BNP Paribas Arbit Issu B.V. – A50 Ch R Bull CBBC Dec 2015 Q	2015/08/24	2015/08/25
66978	Credit Suisse AG – HSI R Bull CBBC Aug 2015 M	2015/08/24	2015/08/25
63658	BNP Paribas Arbit Issu B.V. -CSOP A50 ETF R Bull CBBC Dec15W	2015/08/24	2015/08/25
66954	Bank of East Asia – HKEx R Bull CBBC Nov 2015 B	2015/08/24	2015/08/25
60600	HK Bank – TCH R Bull CBBC Nov 2015 G	2015/08/24	2015/08/25
63131	SGA Societe Generale Acceptance N.V.-HSI R Bull CBBC Feb16 I	2015/08/24	2015/08/25
64042	Credit Suisse AG – HSI R Bull CBBC Feb 2016 S	2015/08/24	2015/08/25
62514	HK Bank – China Life R Bull CBBC Nov 2016 A	2015/08/24	2015/08/25
69141	Bank of East Asia – Sinopec Corp R Bull CBBC Jan 2016 A	2015/08/24	2015/08/25
63946	Standard Chartered Bank – HSI R Bull CBBC Dec 2015 C	2015/08/24	2015/08/25
63284	UBS AG – HSCEI R Bull CBBC Jun 2016 A	2015/08/24	2015/08/25
63275	UBS AG – HSI R Bull CBBC Jun 2016 H	2015/08/24	2015/08/25
67491	J P Morgan SP BV – HKEx R Bull CBBC Oct 2015 A	2015/08/24	2015/08/25
63845	HK Bank – BOCL R Bull CBBC Sep 2016 A	2015/08/24	2015/08/25
63756	HK Bank – HSI R Bull CBBC Sep 2016 G	2015/08/24	2015/08/25
62613	Credit Suisse AG – HSCEI R Bull CBBC Mar 2016 B	2015/08/24	2015/08/25
67891	Credit Suisse AG – Ping An R Bull CBBC Aug 2015 A	2015/08/24	2015/08/25
63793	HK Bank – A50 R Bull CBBC Jun 2016 B	2015/08/24	2015/08/25
63790	HK Bank – HSCEI R Bull CBBC Oct 2016 A	2015/08/24	2015/08/25
66493	HK Bank – Ping An R Bull CBBC Nov 2016 C	2015/08/24	2015/08/25
63130	SGA Societe Generale Acceptance N.V.-HSI R Bull CBBC Feb16 Z	2015/08/24	2015/08/25
67723	HK Bank – Ping An R Bull CBBC Nov 2015 H	2015/08/24	2015/08/25
66799	HK Bank – Galaxy Ent R Bull CBBC Nov 2016 A	2015/08/24	2015/08/25
63789	HK Bank – HSCEI R Bull CBBC Sep 2016 C	2015/08/24	2015/08/25
60619	HK Bank – Ping An R Bull CBBC Jan 2016 B	2015/08/24	2015/08/25
66776	HK Bank – A50 R Bull CBBC Apr 2016 L	2015/08/24	2015/08/25
62612	Credit Suisse AG – HSCEI R Bull CBBC Apr 2016 A	2015/08/24	2015/08/25
66567	SGA Societe Generale Acceptance NV-HS HI R Bull CBBC Oct16A	2015/08/24	2015/08/25
63475	BNP Paribas Arbit Issu B.V. – HSCEI R Bull CBBC Nov 2015 K	2015/08/24	2015/08/25
68308	SGA Societe Generale Acceptance N.V.-BOCL R Bull CBBC Jan16A	2015/08/24	2015/08/25
68389	HK Bank – CSOP A50 ETF R Bull CBBC Jan 2016 H	2015/08/24	2015/08/25
62952	SGA Societe Generale Acceptance NV -HSCEI R Bull CBBC Feb16N	2015/08/24	2015/08/25
62970	SGA Societe Generale Acceptance NV -HSCEI R Bull CBBC Feb16O	2015/08/24	2015/08/25
63473	BNP Paribas Arbit Issu B.V. – HSCEI R Bull CBBC Nov 2015 J	2015/08/24	2015/08/25
68652	SGA Societe Generale Acceptance NV-PingAn R Bull CBBC Oct15A	2015/08/24	2015/08/25
68893	UBS AG – Ping An R Bull CBBC Nov 2016 A	2015/08/24	2015/08/25
63649	BNP Paribas Arbit Issu B.V. -CSOP A50 ETF R Bull CBBC Dec15V	2015/08/24	2015/08/25
60021	HK Bank – HSCEI R Bull CBBC Oct 2015 B	2015/08/24	2015/08/25
66433	UBS AG – HSI R Bull CBBC May 2016 U	2015/08/24	2015/08/25
63276	UBS AG – HSI R Bull CBBC Jul 2016 E	2015/08/24	2015/08/25
60011	HK Bank – CSOP A50 ETF R Bull CBBC Dec 2015 O	2015/08/24	2015/08/25
69543	UBS AG – HSCEI R Bull CBBC Aug 2015 C	2015/08/24	2015/08/25
63063	Credit Suisse AG – HSI R Bull CBBC May 2016 C	2015/08/24	2015/08/25
63065	Credit Suisse AG – HSI R Bull CBBC May 2016 D	2015/08/24	2015/08/25
63279	UBS AG – HSCEI R Bull CBBC Mar 2016 H	2015/08/24	2015/08/25
69493	SGA Societe Generale Acceptance NV -HSCEI R Bull CBBC Oct15C	2015/08/24	2015/08/25
66548	Credit Suisse AG – A50 China R Bull CBBC Feb 2016 F	2015/08/24	2015/08/25
66543	Credit Suisse AG – CSOP A50 ETF R Bull CBBC Feb 2016 E	2015/08/24	2015/08/25
60105	Bank of East Asia – CSOP A50 ETF R Bull CBBC Aug 2015 A	2015/08/24	2015/08/25
69023	Standard Chartered Bank – Galaxy Ent R Bear CBBC Aug 2015 B	2015/08/24	2015/08/26
66544	SGA Societe Generale Acceptance N.V.- TCH R Bull CBBC Nov15B	2015/08/24	2015/08/25
67893	Credit Suisse AG – Ping An R Bull CBBC Aug 2015 B	2015/08/24	2015/08/25
63611	BNP Paribas Arbit Issu B.V. – HSI R Bull CBBC Feb 2016 G	2015/08/24	2015/08/25
63606	BNP Paribas Arbit Issu B.V. – HSI R Bull CBBC Feb 2016 F	2015/08/24	2015/08/25
62844	J P Morgan SP BV – HSCEI R Bull CBBC Aug 2016 B	2015/08/24	2015/08/25
63560	SGA Societe Generale Acceptance N.V.-HSI R Bull CBBC Feb16 B	2015/08/24	2015/08/25
67391	SGA Societe Generale Acceptance N.V.-HKEx R Bull CBBC Dec15B	2015/08/24	2015/08/25
66622	Credit Suisse AG – HSI R Bull CBBC Jun 2016 M	2015/08/24	2015/08/25
66500	HK Bank – PetCh R Bull CBBC Jul 2016 C	2015/08/24	2015/08/25
68263	HK Bank – Galaxy Ent R Bull CBBC Dec 2015 A	2015/08/24	2015/08/25
62873	HK Bank – CITIC Sec R Bull CBBC Aug 2016 B	2015/08/24	2015/08/25
67174	HK Bank – CM Bank R Bull CBBC Dec 2015 B	2015/08/24	2015/08/25
63519	J P Morgan SP BV – HSCEI R Bull CBBC Dec 2016 A	2015/08/24	2015/08/25
63498	Standard Chartered Bank – HSI R Bull CBBC Dec 2015 B	2015/08/24	2015/08/25
60190	UBS AG – Ping An R Bull CBBC Oct 2015 D	2015/08/24	2015/08/25
66504	HK Bank – CNOOC R Bull CBBC Oct 2016 B	2015/08/24	2015/08/25
66428	UBS AG – HSI R Bull CBBC Jun 2016 S	2015/08/24	2015/08/25
66509	HK Bank – Haitong Sec R Bull CBBC Oct 2016 A	2015/08/24	2015/08/25
69333	HK Bank – AIA R Bull CBBC Nov 2015 A	2015/08/24	2015/08/25
66432	UBS AG – HSI R Bull CBBC Jul 2016 L	2015/08/24	2015/08/25

List of expired CBBC, 2015 (continued)

Code	CBBC	Last trading date	Delisted date
63614	BNP Paribas Arbit Issu B.V. – HSI R Bull CBBC Feb 2016 H	2015/08/24	2015/08/25
63548	SGA Societe Generale Acceptance N.V.-HSI R Bull CBBC Feb16 M	2015/08/24	2015/08/25
62461	HK Bank – CSOP A50 ETF R Bull CBBC Feb 2016 D	2015/08/24	2015/08/25
65713	HK Bank – AIA R Bull CBBC Dec 2015 B	2015/08/24	2015/08/25
65113	SGA Societe Generale Acceptance N.V.-CSA50 R Bull CBBC Jan16F	2015/08/24	2015/08/25
62872	Standard Chartered Bank – CSOP A50 ETF R Bull CBBC Oct 2015A	2015/08/24	2015/08/25
69038	BNP Paribas Arbit Issu B.V. – HSI R Bull CBBC Dec 2016 P	2015/08/24	2015/08/25
62852	UBS AG – HSCEI R Bull CBBC Sep 2015 E	2015/08/24	2015/08/25
61893	SGA Societe Generale Acceptance N.V.-CLife R Bull CBBC Jul16A	2015/08/24	2015/08/25
62050	Credit Suisse AG – A50 China R Bull CBBC Feb 2016 C	2015/08/24	2015/08/25
65693	HK Bank – HSI R Bull CBBC Jan 2016 A	2015/08/24	2015/08/25
62402	HK Bank – CSOP A50 ETF R Bull CBBC Feb 2016 C	2015/08/24	2015/08/25
69007	SGA Societe Generale Acceptance N.V.-HSI R Bull CBBC May16 C	2015/08/24	2015/08/25
62152	J P Morgan SP BV – CC Bank R Bull CBBC Sep 2015 A	2015/08/24	2015/08/25
62151	J P Morgan SP BV – BOCL R Bull CBBC Sep 2015 A	2015/08/24	2015/08/25
68981	J P Morgan SP BV – HSI R Bull CBBC May 2016 N	2015/08/24	2015/08/25
67228	BNP Paribas Arbit Issu B.V. – HSI R Bull CBBC Dec 2015 V	2015/08/24	2015/08/25
69037	BNP Paribas Arbit Issu B.V. – HSI R Bull CBBC Nov 2016 I	2015/08/24	2015/08/25
68728	UBS AG – TCH R Bull CBBC Oct 2016 D	2015/08/24	2015/08/25
66983	Credit Suisse AG – HSI R Bull CBBC Sep 2015 C	2015/08/24	2015/08/25
63218	J P Morgan SP BV – HSI R Bull CBBC Jun 2016 D	2015/08/24	2015/08/25
69073	Standard Chartered Bank – HSI R Bull CBBC Oct 2016 A	2015/08/24	2015/08/25
67099	UBS AG – HKEx R Bull CBBC Mar 2016 A	2015/08/24	2015/08/25
67026	J P Morgan SP BV – HSI R Bull CBBC Sep 2015 D	2015/08/24	2015/08/25
63212	J P Morgan SP BV – HSI R Bull CBBC Jun 2016 C	2015/08/24	2015/08/25
69053	Standard Chartered Bank – HSCEI R Bull CBBC Aug 2016 A	2015/08/24	2015/08/25
67062	SGA Societe Generale Acceptance N.V.-CSA50 R Bull CBBC Aug15D	2015/08/24	2015/08/25
67054	J P Morgan SP BV – CSOP A50 ETF R Bull CBBC Jun 2016 B	2015/08/24	2015/08/25
69058	Standard Chartered Bank – HSI R Bull CBBC Jun 2016 J	2015/08/24	2015/08/25
63211	J P Morgan SP BV – HSI R Bull CBBC Jun 2016 B	2015/08/24	2015/08/25
63272	UBS AG – HSI R Bull CBBC Jul 2016 D	2015/08/24	2015/08/25
67056	J P Morgan SP BV – Tencent R Bull CBBC Jul 2016 C	2015/08/24	2015/08/25
69214	SGA Societe Generale Acceptance N.V. -AIA R Bull CBBC Aug15A	2015/08/24	2015/08/25
62003	HK Bank – Sands China R Bull CBBC Jul 2016 A	2015/08/24	2015/08/25
67060	SGA Societe Generale Acceptance N.V.-CSA50 R Bull CBBC Sep15E	2015/08/24	2015/08/25
67430	HK Bank – Ping An R Bull CBBC Nov 2015 G	2015/08/24	2015/08/25
67433	SGA Societe Generale Acceptance N.V.-HSI R Bull CBBC Aug 15C	2015/08/24	2015/08/25
67729	Bank of East Asia – HKEx R Bull CBBC Dec 2015 A	2015/08/24	2015/08/25
61082	HK Bank – CSOP A50 ETF R Bull CBBC Feb 2016 A	2015/08/24	2015/08/25
64231	UBS AG – HSI R Bull CBBC Jul 2016 I	2015/08/24	2015/08/25
66133	HK Bank – TCH R Bull CBBC Dec 2015 I	2015/08/24	2015/08/25
67323	Credit Suisse AG – CSOP A50 ETF R Bull CBBC Aug 2015 B	2015/08/24	2015/08/25
66919	Bank of East Asia – Haitong Sec R Bull CBBC Dec 2016 C	2015/08/24	2015/08/25
62255	SGA Societe Generale Acceptance NV -HSCEI R Bull CBBC Mar16B	2015/08/24	2015/08/25
61868	HK Bank – CAM CSI300 R Bull CBBC Oct 2015 A	2015/08/24	2015/08/25
64167	HK Bank – SHK Ppt R Bull CBBC Jan 2016 A	2015/08/24	2015/08/25
67316	Credit Suisse AG – CSOP A50 ETF R Bull CBBC Aug 2015 A	2015/08/24	2015/08/25
66921	Bank of East Asia – CITIC Sec R Bull CBBC Aug 2016 A	2015/08/24	2015/08/25
62368	Credit Suisse AG – China Life R Bull CBBC Apr 2016 A	2015/08/24	2015/08/25
61289	Credit Suisse AG – TCH R Bull CBBC Sep 2015 A	2015/08/24	2015/08/25
67297	BNP Paribas Arbit Issu B.V. -CSOP A50 ETF R Bull CBBC Dec15A	2015/08/24	2015/08/25
67427	HK Bank – Ping An R Bull CBBC Oct 2015 D	2015/08/24	2015/08/25
66483	HK Bank – HSI R Bull CBBC Jul 2016 K	2015/08/24	2015/08/25
67271	UBS AG – CSOP A50 ETF R Bull CBBC Sep 2015 A	2015/08/24	2015/08/25
64131	Credit Suisse AG – CCB R Bull CBBC Jan 2016 A	2015/08/24	2015/08/25
69897	Standard Chartered Bank – A50 China R Bull CBBC Jun 2016 B	2015/08/25	2015/08/26
60140	BNP Paribas Arbit Issu B.V. – HSCEI R Bull CBBC Dec 2016 B	2015/08/25	2015/08/26
69893	Standard Chartered Bank – HSI R Bull CBBC May 2016 H	2015/08/25	2015/08/26
60053	J P Morgan SP BV – A50 China R Bull CBBC Aug 2016 A	2015/08/25	2015/08/26
60038	Macquarie Bank Ltd. – HSI R Bull CBBC Nov 2015 C	2015/08/25	2015/08/26
60132	BNP Paribas Arbit Issu B.V. – HSI R Bull CBBC Dec 2016 Q	2015/08/25	2015/08/26
60126	BNP Paribas Arbit Issu B.V. – HSI R Bull CBBC Nov 2016 J	2015/08/25	2015/08/26
67875	UBS AG – Ping An R Bull CBBC Oct 2015 C	2015/08/25	2015/08/26
69991	Credit Suisse AG – HSI R Bull CBBC May 2016 O	2015/08/25	2015/08/26
60152	BNP Paribas Arbit Issu B.V. – A50 Ch R Bull CBBC Mar 2016 A	2015/08/25	2015/08/26
60102	UBS AG – HSI R Bull CBBC Aug 2016 F	2015/08/25	2015/08/26
60101	UBS AG – HSI R Bull CBBC Apr 2016 D	2015/08/25	2015/08/26
60086	UBS AG – HSI R Bull CBBC Jun 2016 A	2015/08/25	2015/08/26
60004	Credit Suisse AG – HSI R Bull CBBC Jun 2016 R	2015/08/25	2015/08/26
60073	J P Morgan SP BV – HSI R Bull CBBC Oct 2016 B	2015/08/25	2015/08/26
60072	J P Morgan SP BV – HSI R Bull CBBC Apr 2016 V	2015/08/25	2015/08/26
60071	J P Morgan SP BV – HSI R Bull CBBC Aug 2016 E	2015/08/25	2015/08/26
60059	J P Morgan SP BV – HSCEI R Bull CBBC Dec 2016 C	2015/08/25	2015/08/26
60062	J P Morgan SP BV – HSI R Bull CBBC Jun 2016 V	2015/08/25	2015/08/26
65968	UBS AG – China Mobile R Bull CBBC Jul 2016 D	2015/08/25	2015/08/26
60116	UBS AG – HSCEI R Bull CBBC Sep 2016 A	2015/08/25	2015/08/26
63114	SGA Societe Generale Acceptance N.V.-HSI R Bull CBBC Mar16 M	2015/08/25	2015/08/26
69926	Credit Suisse AG – HSCEI R Bull CBBC Feb 2016 H	2015/08/25	2015/08/26
69736	SGA Societe Generale Acceptance N.V.-HSI R Bull CBBC May 16G	2015/08/25	2015/08/26
69716	SGA Societe Generale Acceptance N.V.-HSI R Bull CBBC May 16F	2015/08/25	2015/08/26
69971	Credit Suisse AG – HSI R Bull CBBC Apr 2016 V	2015/08/25	2015/08/26
69754	SGA Societe Generale Acceptance N.V.-HSI R Bull CBBC Apr 16M	2015/08/25	2015/08/26
60039	Macquarie Bank Ltd. – HSI R Bull CBBC Nov 2015 D	2015/08/25	2015/08/26
69789	J P Morgan SP BV – HSI R Bull CBBC Mar 2016 C	2015/08/25	2015/08/26
66955	Credit Suisse AG – HKEx R Bull CBBC Oct 2015 A	2015/08/25	2015/08/26
60001	Credit Suisse AG – HSI R Bull CBBC Jul 2016 J	2015/08/25	2015/08/26
60003	Credit Suisse AG – HSI R Bull CBBC Jun 2016 Q	2015/08/25	2015/08/26

List of expired CBBC, 2015 (continued)

Code	CBBC	Last trading date	Delisted date
69896	Standard Chartered Bank – CSOP A50 ETF R Bull CBBC Jun 2016A	2015/08/25	2015/08/26
69830	J P Morgan SP BV – CSOP A50 ETF R Bull CBBC Jul 2016 B	2015/08/25	2015/08/26
69657	SGA Societe Generale Acceptance NV –HSCEI R Bull CBBC Mar16E	2015/08/25	2015/08/26
69852	J P Morgan SP BV – A50 China R Bull CBBC Jul 2016 B	2015/08/25	2015/08/26
69600	SGA Societe Generale Acceptance N.V.-HSI R Bull CBBC May 16D	2015/08/25	2015/08/26
69588	Standard Chartered Bank – HSI R Bull CBBC May 2016 G	2015/08/25	2015/08/26
69978	Credit Suisse AG – HSI R Bull CBBC May 2016 N	2015/08/25	2015/08/26
69572	HK Bank – TCH R Bull CBBC Jul 2016 I	2015/08/25	2015/08/26
69982	Credit Suisse AG – HSI R Bull CBBC Jun 2016 P	2015/08/25	2015/08/26
68740	UBS AG – HSBC R Bull CBBC Sep 2015 A	2015/08/25	2015/08/26
69557	HK Bank – HSCEI R Bull CBBC Oct 2016 D	2015/08/25	2015/08/26
69553	HK Bank – A50 R Bull CBBC May 2016 G	2015/08/25	2015/08/26
69671	SGA Societe Generale Acceptance N.V.-HSI R Bull CBBC May 16E	2015/08/25	2015/08/26
69532	HK Bank – HSI R Bull CBBC Jul 2016 P	2015/08/25	2015/08/26
69509	HK Bank – TCH R Bull CBBC Aug 2016 G	2015/08/25	2015/08/26
69798	J P Morgan SP BV – CSOP A50 ETF R Bull CBBC Jun 2016 D	2015/08/25	2015/08/26
65827	HK Bank – PetCh R Bull CBBC Oct 2015 B	2015/08/25	2015/08/26
63735	HK Bank – HSI R Bull CBBC Nov 2016 A	2015/08/25	2015/08/26
61940	Standard Chartered Bank – Kingsoft R Bull CBBC Dec 2015 B	2015/08/25	2015/08/26
62189	Standard Chartered Bank – Anhui Conch R Bull CBBC Nov 2015 A	2015/08/25	2015/08/26
64873	BNP Paribas Arbit Issu B.V. – HSI R Bull CBBC Nov 2015 U	2015/08/25	2015/08/26
63866	HK Bank – A50 R Bull CBBC Jul 2016 A	2015/08/25	2015/08/26
67355	Credit Suisse AG – HSCEI R Bull CBBC Feb 2016 F	2015/08/25	2015/08/26
65471	SGA Societe Generale Acceptance N.V.-CSA50 R Bull CBBC Sep15B	2015/08/25	2015/08/26
64134	Credit Suisse AG – ICBC R Bull CBBC Jan 2016 A	2015/08/25	2015/08/26
65064	SGA Societe Generale Acceptance N.V.- TCH R Bull CBBC Oct15B	2015/08/25	2015/08/26
63718	BNP Paribas Arbit Issu B.V. – Ping An R Bull CBBC Dec 2015 G	2015/08/25	2015/08/26
65645	Standard Chartered Bank – CSOP A50 ETF R Bull CBBC Sep 2015A	2015/08/25	2015/08/26
66861	UBS AG – HSBC R Bull CBBC Sep 2016 A	2015/08/25	2015/08/26
61106	Standard Chartered Bank – TCH R Bull CBBC Nov 2015 C	2015/08/25	2015/08/26
66938	Bank of East Asia – Galaxy Ent R Bull CBBC Dec 2016 A	2015/08/25	2015/08/26
66519	HK Bank – CNOOC R Bull CBBC Nov 2015 A	2015/08/25	2015/08/26
65071	HK Bank – China Mobile R Bull CBBC Oct 2016 C	2015/08/25	2015/08/26
66733	Credit Suisse AG – HSI R Bull CBBC Aug 2015 J	2015/08/25	2015/08/26
66742	J P Morgan SP BV – HSI R Bull CBBC Dec 2015 A	2015/08/25	2015/08/26
66785	Standard Chartered Bank – TCH R Bull CBBC Aug 2015 D	2015/08/25	2015/08/27
66787	UBS AG – HSI R Bull CBBC Aug 2015 D	2015/08/25	2015/08/26
65623	Bank of East Asia – HSBC Holdings R Bull CBBC Dec 2015 A	2015/08/25	2015/08/26
65604	HK Bank – CSOP A50 ETF R Bull CBBC Dec 2015 B	2015/08/25	2015/08/26
63712	BNP Paribas Arbit Issu B.V. – HKEx R Bull CBBC Dec 2015 I	2015/08/25	2015/08/26
60068	J P Morgan SP BV – HSI R Bull CBBC Aug 2016 D	2015/08/25	2015/08/26
66436	UBS AG – HSI R Bull CBBC Jun 2016 T	2015/08/25	2015/08/26
60254	HK Bank – HSI R Bull CBBC Sep 2015 A	2015/08/25	2015/08/26
69394	HK Bank – CC Bank R Bull CBBC Nov 2016 B	2015/08/25	2015/08/26
66426	HK Bank – HKEx R Bull CBBC Dec 2015 B	2015/08/25	2015/08/26
67377	SGA Societe Generale Acceptance N.V.-HKEx R Bull CBBC Nov15B	2015/08/25	2015/08/26
60567	HK Bank – Anhui Conch R Bull CBBC Dec 2015 B	2015/08/25	2015/08/26
60031	J P Morgan SP BV – HSI R Bull CBBC Aug 2015 C	2015/08/25	2015/08/26
63286	UBS AG – HSCEI R Bull CBBC Jun 2016 B	2015/08/25	2015/08/26
65603	HK Bank – CSOP A50 ETF R Bull CBBC Dec 2015 A	2015/08/25	2015/08/26
67519	Credit Suisse AG – CGN Power R Bull CBBC Aug 2016 A	2015/08/25	2015/08/26
63665	BNP Paribas Arbit Issu B.V. – A50 Ch R Bull CBBC Dec 2015 P	2015/08/25	2015/08/26
65530	Credit Suisse AG – China Mobile R Bull CBBC Mar 2016 A	2015/08/25	2015/08/26
60483	J P Morgan SP BV – HSI R Bull CBBC Mar 2016 J	2015/08/26	2015/08/27
60348	Credit Suisse AG – A50 China R Bull CBBC Mar 2016 C	2015/08/26	2015/08/27
60200	BNP Paribas Arbit Issu B.V. – HSI R Bull CBBC Dec 2016 R	2015/08/26	2015/08/27
60165	HK Bank – HSI R Bull CBBC Nov 2016 E	2015/08/26	2015/08/27
60475	J P Morgan SP BV – HSCEI R Bull CBBC Jul 2016 H	2015/08/26	2015/08/27
60339	Credit Suisse AG – HSI R Bull CBBC Aug 2016 A	2015/08/26	2015/08/27
60164	HK Bank – HSI R Bull CBBC Sep 2016 I	2015/08/26	2015/08/27
60376	UBS AG – HSI R Bull CBBC Aug 2016 G	2015/08/26	2015/08/27
60377	UBS AG – HSI R Bull CBBC Aug 2016 H	2015/08/26	2015/08/27
60487	J P Morgan SP BV – HSI R Bull CBBC Aug 2016 F	2015/08/26	2015/08/27
60388	UBS AG – HSI R Bull CBBC Apr 2016 G	2015/08/26	2015/08/27
60328	Credit Suisse AG – HSI R Bull CBBC May 2016 Q	2015/08/26	2015/08/27
60464	J P Morgan SP BV – A50 China R Bull CBBC Sep 2016 A	2015/08/26	2015/08/27
60390	UBS AG – HSI R Bull CBBC Jul 2016 O	2015/08/26	2015/08/27
60391	UBS AG – A50 China R Bull CBBC Apr 2016 A	2015/08/26	2015/08/27
60456	BNP Paribas Arbit Issu B.V. -CSOP A50 ETF R Bull CBBC Mar16B	2015/08/26	2015/08/27
60447	Credit Suisse AG – A50 China R Bull CBBC Mar 2016 D	2015/08/26	2015/08/27
60410	UBS AG – HSI R Bull CBBC May 2016 N	2015/08/26	2015/08/27
60398	UBS AG – CSOP A50 ETF R Bull CBBC Apr 2016 B	2015/08/26	2015/08/27
60395	UBS AG – CSOP A50 ETF R Bull CBBC Feb 2016 A	2015/08/26	2015/08/27
60378	UBS AG – HSI R Bull CBBC May 2016 M	2015/08/26	2015/08/27
60226	SGA Societe Generale Acceptance N.V.-HSI R Bull CBBC May16 I	2015/08/26	2015/08/27
60255	Standard Chartered Bank – HSI R Bull CBBC May 2016 I	2015/08/26	2015/08/27
60393	UBS AG – A50 China R Bull CBBC Jun 2016 A	2015/08/26	2015/08/27
60233	J P Morgan SP BV – HSI R Bull CBBC Mar 2016 E	2015/08/26	2015/08/27
60281	SGA Societe Generale Acceptance N.V.-HSI R Bull CBBC May16 J	2015/08/26	2015/08/27
60283	SGA Societe Generale Acceptance N.V.-HSI R Bull CBBC May16 K	2015/08/26	2015/08/27
60289	SGA Societe Generale Acceptance N.V.-HSI R Bull CBBC May16 L	2015/08/26	2015/08/27
60290	SGA Societe Generale Acceptance N.V.-HSI R Bull CBBC May16 M	2015/08/26	2015/08/27
60309	Credit Suisse AG – HSI R Bull CBBC Jul 2016 L	2015/08/26	2015/08/27
60317	Credit Suisse AG – HSI R Bull CBBC May 2016 P	2015/08/26	2015/08/27
60336	Credit Suisse AG – HSI R Bull CBBC May 2016 R	2015/08/26	2015/08/27
60248	Standard Chartered Bank – HSI R Bull CBBC Jul 2016 A	2015/08/26	2015/08/27
60338	Credit Suisse AG – HSI R Bull CBBC Jul 2016 M	2015/08/26	2015/08/27

List of expired CBBC, 2015 (continued)

Code	CBBC	Last trading date	Delisted date
60223	SGA Societe Generale Acceptance N.V.-HSI R Bull CBBC May16 H	2015/08/26	2015/08/27
60311	Credit Suisse AG – HSI R Bull CBBC Jun 2016 S	2015/08/26	2015/08/27
60222	SGA Societe Generale Acceptance N.V.-HSI R Bull CBBC Apr16 N	2015/08/26	2015/08/27
60320	Credit Suisse AG – HSI R Bull CBBC Jun 2016 T	2015/08/26	2015/08/27
60508	J P Morgan SP BV – HSI R Bull CBBC Nov 2016 B	2015/08/26	2015/08/27
60491	J P Morgan SP BV – HSI R Bull CBBC Jul 2016 W	2015/08/26	2015/08/27
60214	BNP Paribas Arbit Issu B.V. – HSI R Bull CBBC Dec 2016 S	2015/08/26	2015/08/27
60337	Credit Suisse AG – HSI R Bull CBBC Jun 2016 V	2015/08/26	2015/08/27
60490	J P Morgan SP BV – HSI R Bull CBBC Sep 2016 C	2015/08/26	2015/08/27
60205	BNP Paribas Arbit Issu B.V. – HSI R Bull CBBC Nov 2016 K	2015/08/26	2015/08/27
66946	HK Bank – Galaxy Ent R Bull CBBC Nov 2016 B	2015/08/26	2015/08/27
60327	Credit Suisse AG – HSI R Bull CBBC Jun 2016 U	2015/08/26	2015/08/27
60782	J P Morgan SP BV – HSI R Bull CBBC Mar 2016 O	2015/08/27	2015/08/28
60847	UBS AG – HSI R Bull CBBC May 2016 J	2015/08/27	2015/08/28
62715	UBS AG – HSI R Bear CBBC Aug 2015 B	2015/08/27	2015/08/31
60839	UBS AG – HSI R Bull CBBC May 2016 I	2015/08/27	2015/08/28
60829	UBS AG – HSI R Bull CBBC May 2016 C	2015/08/27	2015/08/28
60786	J P Morgan SP BV – HSI R Bull CBBC Sep 2016 D	2015/08/27	2015/08/28
69668	UBS AG – HSI R Bear CBBC Aug 2015 M	2015/08/27	2015/08/31
69669	UBS AG – HSI R Bear CBBC Aug 2015 N	2015/08/27	2015/08/31
69670	UBS AG – HSI R Bear CBBC Aug 2015 O	2015/08/27	2015/08/31
60701	Standard Chartered Bank – HSI R Bull CBBC May 2016 K	2015/08/27	2015/08/28
60783	J P Morgan SP BV – HSI R Bull CBBC Jun 2016 X	2015/08/27	2015/08/28
62730	J P Morgan SP BV – HSI R Bear CBBC Aug 2015 W	2015/08/27	2015/08/31
60767	Credit Suisse AG – HSI R Bull CBBC Jun 2016 Y	2015/08/27	2015/08/28
60766	Credit Suisse AG – HSI R Bull CBBC Jun 2016 X	2015/08/27	2015/08/28
60764	Credit Suisse AG – HSI R Bull CBBC Apr 2016 W	2015/08/27	2015/08/28
62712	Credit Suisse AG – HSI R Bear CBBC Aug 2015 Y	2015/08/27	2015/08/31
61915	SGA Societe Generale Acceptance N.V.-HSI R Bear CBBC Aug15 B	2015/08/27	2015/08/31
60763	Credit Suisse AG – HSI R Bull CBBC Jun 2016 W	2015/08/27	2015/08/28
68081	UBS AG – HSCEI R Bear CBBC Aug 2015 A	2015/08/27	2015/08/31
60707	BNP Paribas Arbit Issu B.V. – HSI R Bull CBBC Nov 2016 P	2015/08/27	2015/08/28
60705	BNP Paribas Arbit Issu B.V. – HSI R Bull CBBC Nov 2016 O	2015/08/27	2015/08/28
60785	J P Morgan SP BV – HSI R Bull CBBC Aug 2016 G	2015/08/27	2015/08/28
60908	J P Morgan SP BV – HKEx R Bull CBBC Oct 2016 C	2015/08/27	2015/08/28
66829	Credit Suisse AG – HSI R Bull CBBC Aug 2015 K	2015/08/27	2015/08/31
60511	HK Bank – A50 R Bull CBBC Aug 2016 C	2015/08/27	2015/08/28
63811	Standard Chartered Bank – HSCEI R Bear CBBC Aug 2015 B	2015/08/27	2015/08/31
65470	SGA Societe Generale Acceptance N.V.-CSA50 R Bull CBBC Aug15A	2015/08/27	2015/08/31
62307	SGA Societe Generale Acceptance N.V.-HSI R Bear CBBC Aug15 C	2015/08/27	2015/08/31
65348	HK Bank – CSOP A50 ETF R Bull CBBC Aug 2015 F	2015/08/27	2015/08/31
64092	Bank of East Asia – HKEx R Bull CBBC Aug 2015 A	2015/08/27	2015/08/31
60922	J P Morgan SP BV – CSOP A50 ETF R Bull CBBC Aug 2016 B	2015/08/27	2015/08/28
60849	UBS AG – HSI R Bull CBBC May 2016 L	2015/08/27	2015/08/28
60919	J P Morgan SP BV – A50 China R Bull CBBC Oct 2016 A	2015/08/27	2015/08/28
62716	UBS AG – HSI R Bear CBBC Aug 2015 C	2015/08/27	2015/08/31
62818	Standard Chartered Bank – HSI R Bear CBBC Aug 2015 Q	2015/08/27	2015/08/31
62817	Standard Chartered Bank – HSI R Bear CBBC Aug 2015 P	2015/08/27	2015/08/31
69468	UBS AG – HSI R Bear CBBC Aug 2015 K	2015/08/27	2015/08/31
69469	UBS AG – HSI R Bear CBBC Aug 2015 L	2015/08/27	2015/08/31
60898	J P Morgan SP BV – Tencent R Bull CBBC Jun 2016 C	2015/08/27	2015/08/28
60897	UBS AG – HSI R Bull CBBC Jun 2016 B	2015/08/27	2015/08/28
60894	UBS AG – HSI R Bull CBBC May 2016 D	2015/08/27	2015/08/28
60891	UBS AG – HSI R Bull CBBC Jul 2016 R	2015/08/27	2015/08/28
62814	Standard Chartered Bank – HSI R Bear CBBC Aug 2015 O	2015/08/27	2015/08/31
62930	J P Morgan SP BV – HSI R Bear CBBC Aug 2015 X	2015/08/27	2015/08/31
61632	UBS AG – HSI R Bear CBBC Aug 2015 Y	2015/08/27	2015/08/31
60574	SGA Societe Generale Acceptance N.V.-HSI R Bull CBBC May16 N	2015/08/27	2015/08/28
60568	HK Bank – TCH R Bull CBBC Apr 2016 D	2015/08/27	2015/08/28
61111	J P Morgan SP BV – HSI R Bear CBBC Aug 2015 O	2015/08/27	2015/08/31
61189	Credit Suisse AG – HSI R Bear CBBC Aug 2015 V	2015/08/27	2015/08/31
61365	Credit Suisse AG – HSI R Bear CBBC Aug 2015 W	2015/08/27	2015/08/31
61563	Standard Chartered Bank – HSI R Bear CBBC Aug 2015 I	2015/08/27	2015/08/31
61376	Standard Chartered Bank – HSI R Bear CBBC Aug 2015 D	2015/08/27	2015/08/31
61498	Standard Chartered Bank – HSI R Bear CBBC Aug 2015 H	2015/08/27	2015/08/31
65338	HK Bank – Sands China R Bear CBBC Aug 2015 A	2015/08/27	2015/08/31
61168	SGA Societe Generale Acceptance NV-Galaxy R Bear CBBC Aug15A	2015/08/27	2015/08/31
61633	UBS AG – HSI R Bear CBBC Aug 2015 Z	2015/08/27	2015/08/31
61375	Standard Chartered Bank – HSI R Bear CBBC Aug 2015 C	2015/08/27	2015/08/31
61545	J P Morgan SP BV – HSI R Bear CBBC Aug 2015 T	2015/08/27	2015/08/31
60201	Macquarie Bank Ltd. – HSI R Bear CBBC Aug 2015 D	2015/08/27	2015/08/31
60843	UBS AG – HSI R Bull CBBC Jul 2016 P	2015/08/27	2015/08/28
60530	HK Bank – PetCh R Bull CBBC Oct 2016 B	2015/08/27	2015/08/28
61631	UBS AG – HSI R Bear CBBC Aug 2015 X	2015/08/27	2015/08/31
61564	Standard Chartered Bank – HSI R Bear CBBC Aug 2015 J	2015/08/27	2015/08/31
61567	Standard Chartered Bank – HSI R Bear CBBC Aug 2015 K	2015/08/27	2015/08/31
61627	UBS AG – HSI R Bear CBBC Aug 2015 U	2015/08/27	2015/08/31
61628	UBS AG – HSI R Bear CBBC Aug 2015 V	2015/08/27	2015/08/31
61630	UBS AG – HSI R Bear CBBC Aug 2015 W	2015/08/27	2015/08/31
61507	UBS AG – HSCEI R Bear CBBC Aug 2015 C	2015/08/27	2015/08/31
60626	J P Morgan SP BV – HSI R Bull CBBC Jun 2016 W	2015/08/27	2015/08/28
60661	Standard Chartered Bank – HKEx R Bull CBBC Jun 2016 B	2015/08/27	2015/08/28
60652	Standard Chartered Bank – CAM CSI300 R Bull CBBC Aug 2016 B	2015/08/27	2015/08/28
60627	Standard Chartered Bank – HSI R Bull CBBC May 2016 J	2015/08/27	2015/08/28
62568	Standard Chartered Bank – HSI R Bear CBBC Aug 2015 N	2015/08/27	2015/08/31
62566	Standard Chartered Bank – HSI R Bear CBBC Aug 2015 M	2015/08/27	2015/08/31
60260	HK Bank – HSI R Bull CBBC Aug 2015 C	2015/08/27	2015/08/31

List of expired CBBC, 2015 (continued)

Code	CBBC	Last trading date	Delisted date
61377	Standard Chartered Bank – HSI R Bear CBBC Aug 2015 E	2015/08/27	2015/08/31
60259	HK Bank – HSI R Bull CBBC Aug 2015 B	2015/08/27	2015/08/31
60544	Credit Suisse AG – HSI R Bear CBBC Aug 2015 E	2015/08/27	2015/08/31
60614	J P Morgan SP BV – HSI R Bull CBBC Mar 2016 N	2015/08/27	2015/08/28
60613	J P Morgan SP BV – HSCEI R Bull CBBC Aug 2016 D	2015/08/27	2015/08/28
60593	BNP Paribas Arbit Issu B.V. – HSI R Bull CBBC Nov 2016 M	2015/08/27	2015/08/28
60575	SGA Societe Generale Acceptance N.V.-HSI R Bull CBBC May16 O	2015/08/27	2015/08/28
60541	Credit Suisse AG – HSI R Bear CBBC Aug 2015 C	2015/08/27	2015/08/31
60542	Credit Suisse AG – HSI R Bear CBBC Aug 2015 D	2015/08/27	2015/08/31
61744	J P Morgan SP BV – HSI R Bear CBBC Aug 2015 V	2015/08/27	2015/08/31
69778	SGA Societe Generale Acceptance N.V.-HSI R Bear CBBC Aug15 X	2015/08/27	2015/08/31
60581	BNP Paribas Arbit Issu B.V. – HSI R Bull CBBC Dec 2016 T	2015/08/27	2015/08/28
69771	SGA Societe Generale Acceptance N.V.-HSI R Bear CBBC Aug15 W	2015/08/27	2015/08/31
60586	BNP Paribas Arbit Issu B.V. – HSI R Bull CBBC Nov 2016 L	2015/08/27	2015/08/28
60590	BNP Paribas Arbit Issu B.V. – HSI R Bull CBBC Dec 2016 U	2015/08/27	2015/08/28
61282	SGA Societe Generale Acceptance N.V.-A50 R Bull CBBC Jul16 A	2015/08/28	2015/08/31
61413	BNP Paribas Arbit Issu B.V. – HSI R Bear CBBC Mar 2016 P	2015/08/28	2015/08/31
61280	SGA Societe Generale Acceptance N.V.-A50 R Bull CBBC Aug16 A	2015/08/28	2015/08/31
61300	SGA Societe Generale Acceptance NV -HSCEI R Bull CBBC Mar16H	2015/08/28	2015/08/31
61313	SGA Societe Generale Acceptance N.V.-HSI R Bear CBBC Feb16 F	2015/08/28	2015/08/31
61542	Credit Suisse AG – HSI R Bull CBBC Jul 2016 P	2015/08/28	2015/08/31
61283	SGA Societe Generale Acceptance N.V.-A50 R Bull CBBC Jun16 A	2015/08/28	2015/08/31
61322	SGA Societe Generale Acceptance N.V.-HSI R Bear CBBC Mar16 I	2015/08/28	2015/08/31
61516	Credit Suisse AG – HSI R Bull CBBC Jul 2016 O	2015/08/28	2015/08/31
61384	BNP Paribas Arbit Issu B.V. – HSI R Bull CBBC Dec 2016 C	2015/08/28	2015/08/31
61538	Credit Suisse AG – HSI R Bull CBBC Aug 2016 D	2015/08/28	2015/08/31
61416	BNP Paribas Arbit Issu B.V. – HSI R Bear CBBC Apr 2016 M	2015/08/28	2015/08/31
66890	HK Bank – TCH R Bull CBBC Aug 2015 K	2015/08/28	2015/09/01
61452	J P Morgan SP BV – HSI R Bear CBBC Nov 2015 S	2015/08/28	2015/08/31
61276	SGA Societe Generale Acceptance N.V.-CSA50 R Bull CBBC Jun16A	2015/08/28	2015/08/31
61534	Credit Suisse AG – HSI R Bull CBBC Jun 2016 B	2015/08/28	2015/08/31
61543	Credit Suisse AG – HSI R Bull CBBC Jun 2016 C	2015/08/28	2015/08/31
61165	SGA Societe Generale Acceptance N.V.-HSI R Bull CBBC Apr16 R	2015/08/28	2015/08/31
61889	UBS AG – HSI R Bull CBBC May 2016 R	2015/08/28	2015/08/31
61808	Credit Suisse AG – HSI R Bear CBBC Feb 2016 F	2015/08/28	2015/08/31
64927	Bank of East Asia – TCH R Bull CBBC Aug 2015 A	2015/08/28	2015/09/01
60968	HK Bank – HSI R Bull CBBC Jul 2016 Q	2015/08/28	2015/08/31
60990	HK Bank – HSI R Bull CBBC Aug 2016 H	2015/08/28	2015/08/31
61146	SGA Societe Generale Acceptance N.V.-HSI R Bull CBBC Apr16 O	2015/08/28	2015/08/31
60158	HK Bank – CNOOC R Bear CBBC Apr 2016 A	2015/08/28	2015/08/31
61153	SGA Societe Generale Acceptance N.V.-HSI R Bull CBBC Apr16 P	2015/08/28	2015/08/31
61117	SGA Societe Generale Acceptance NV -HSCEI R Bull CBBC Mar16G	2015/08/28	2015/08/31
61163	SGA Societe Generale Acceptance N.V.-HSI R Bull CBBC Apr16 Q	2015/08/28	2015/08/31
61273	SGA Societe Generale Acceptance N.V.-CSA50 R Bull CBBC Jul16A	2015/08/28	2015/08/31
61192	BNP Paribas Arbit Issu B.V. – HSI R Bull CBBC Nov 2016 Q	2015/08/28	2015/08/31
61194	BNP Paribas Arbit Issu B.V. – HSI R Bull CBBC Dec 2016 X	2015/08/28	2015/08/31
61195	BNP Paribas Arbit Issu B.V. – HSI R Bull CBBC Nov 2016 R	2015/08/28	2015/08/31
61196	J P Morgan SP BV – HSI R Bull CBBC Jul 2016 Y	2015/08/28	2015/08/31
61197	J P Morgan SP BV – HSI R Bull CBBC Mar 2016 P	2015/08/28	2015/08/31
61198	J P Morgan SP BV – HSI R Bull CBBC Jul 2016 Z	2015/08/28	2015/08/31
61247	Standard Chartered Bank – HSI R Bull CBBC May 2016 L	2015/08/28	2015/08/31
61249	Standard Chartered Bank – HSI R Bull CBBC May 2016 M	2015/08/28	2015/08/31
61162	SGA Societe Generale Acceptance N.V.-HSI R Bull CBBC May16 X	2015/08/28	2015/08/31
62797	HK Bank – CSOP A50 ETF R Bull CBBC Aug 2015 B	2015/08/28	2015/09/01
62249	HK Bank – CM Bank R Bull CBBC Aug 2015 A	2015/08/28	2015/09/01
62286	HK Bank – BOCL R Bull CBBC Aug 2015 B	2015/08/28	2015/09/01
61874	UBS AG – HSI R Bull CBBC May 2016 P	2015/08/28	2015/08/31
61810	Credit Suisse AG – HSI R Bear CBBC Apr 2016 J	2015/08/28	2015/08/31
61919	UBS AG – HSI R Bear CBBC Feb 2016 Q	2015/08/28	2015/08/31
61918	UBS AG – HSI R Bear CBBC Jan 2016 V	2015/08/28	2015/08/31
61883	UBS AG – HSI R Bull CBBC May 2016 Q	2015/08/28	2015/08/31
61873	UBS AG – HSI R Bull CBBC Jun 2016 O	2015/08/28	2015/08/31
66442	HK Bank – Sands China R Bear CBBC Aug 2015 B	2015/08/28	2015/09/01
61834	UBS AG – HSI R Bull CBBC Jun 2016 J	2015/08/28	2015/08/31
62720	HK Bank – China Shenhua R Bear CBBC Aug 2015 A	2015/08/28	2015/09/01
61823	SGA Societe Generale Acceptance N.V.-HSI R Bull CBBC Apr16 T	2015/08/28	2015/08/31
64372	HK Bank – China Life R Bull CBBC Aug 2015 A	2015/08/28	2015/09/01
61819	SGA Societe Generale Acceptance N.V.-HSI R Bull CBBC Apr16 S	2015/08/28	2015/08/31
61872	UBS AG – HSI R Bull CBBC Jun 2016 K	2015/08/28	2015/08/31
62795	Credit Suisse AG – HSI R Bear CBBC Apr 2016 M	2015/08/31	2015/09/01
62634	Credit Suisse AG – HSI R Bull CBBC Jun 2016 F	2015/08/31	2015/09/01
62625	Credit Suisse AG – HSI R Bull CBBC Jun 2016 E	2015/08/31	2015/09/01
62605	Credit Suisse AG – HSI R Bull CBBC Aug 2016 H	2015/08/31	2015/09/01
62603	Credit Suisse AG – HSI R Bull CBBC Aug 2016 G	2015/08/31	2015/09/01
62538	BNP Paribas Arbit Issu B.V. – HSI R Bear CBBC Mar 2016 S	2015/08/31	2015/09/01
62577	Credit Suisse AG – HSI R Bull CBBC Jun 2016 D	2015/08/31	2015/09/01
62798	Credit Suisse AG – HSI R Bear CBBC Mar 2016 R	2015/08/31	2015/09/01
62807	UBS AG – HSI R Bull CBBC May 2016 V	2015/08/31	2015/09/01
62534	Standard Chartered Bank – HSI R Bear CBBC Jan 2016 M	2015/08/31	2015/09/01
62331	SGA Societe Generale Acceptance N.V.-HSI R Bear CBBC Mar16 M	2015/08/31	2015/09/01
62330	SGA Societe Generale Acceptance N.V.-HSI R Bear CBBC Mar16 L	2015/08/31	2015/09/01
62868	UBS AG – HSI R Bear CBBC Jan 2016 X	2015/08/31	2015/09/01
64137	Credit Suisse AG – BOCL R Bull CBBC Jan 2016 A	2015/08/31	2015/09/01
67541	UBS AG – ICBC R Bull CBBC Jul 2016 A	2015/08/31	2015/09/01
62950	J P Morgan SP BV – HSCEI R Bear CBBC Mar 2016 C	2015/08/31	2015/09/01
62916	J P Morgan SP BV – HSI R Bear CBBC Jan 2016 U	2015/08/31	2015/09/01
62915	J P Morgan SP BV – HSI R Bear CBBC Jan 2016 T	2015/08/31	2015/09/01

List of expired CBBC, 2015 (continued)

Code	CBBC	Last trading date	Delisted date
62913	J P Morgan SP BV – HSI R Bear CBBC Dec 2015 Y	2015/08/31	2015/09/01
62804	UBS AG – HSI R Bull CBBC Apr 2016 K	2015/08/31	2015/09/01
62869	UBS AG – HSI R Bear CBBC Feb 2016 U	2015/08/31	2015/09/01
62799	Credit Suisse AG – HSI R Bear CBBC Apr 2016 N	2015/08/31	2015/09/01
62821	UBS AG – HSI R Bull CBBC Jun 2016 R	2015/08/31	2015/09/01
62808	UBS AG – HSI R Bull CBBC Jul 2016 S	2015/08/31	2015/09/01
62542	BNP Paribas Arbit Issu B.V. – HSI R Bear CBBC Mar 2016 T	2015/08/31	2015/09/01
62805	UBS AG – HSI R Bull CBBC Jun 2016 Q	2015/08/31	2015/09/01
62329	SGA Societe Generale Acceptance N.V.-HSI R Bear CBBC Mar16 K	2015/08/31	2015/09/01
62801	UBS AG – HSI R Bull CBBC Apr 2016 J	2015/08/31	2015/09/01
62800	Credit Suisse AG – HSI R Bear CBBC May 2016 D	2015/08/31	2015/09/01
62904	UBS AG – HSI R Bear CBBC Feb 2016 X	2015/08/31	2015/09/01
61546	Credit Suisse AG – HSI R Bull CBBC Aug 2016 E	2015/08/31	2015/09/01
62159	SGA Societe Generale Acceptance N.V.-HSI R Bull CBBC Jun16 D	2015/08/31	2015/09/01
62104	SGA Societe Generale Acceptance NV -HSCEI R Bull CBBC May16C	2015/08/31	2015/09/01
61251	Standard Chartered Bank – HSI R Bull CBBC Jun 2016 K	2015/08/31	2015/09/01
61271	SGA Societe Generale Acceptance N.V.-CSA50 R Bull CBBC Aug16A	2015/08/31	2015/09/01
62150	SGA Societe Generale Acceptance N.V.-HSI R Bull CBBC Jun16 B	2015/08/31	2015/09/01
61199	J P Morgan SP BV – HSI R Bull CBBC Jul 2016 D	2015/08/31	2015/09/01
61278	SGA Societe Generale Acceptance N.V.-A50 R Bull CBBC Sep16 A	2015/08/31	2015/09/01
62153	SGA Societe Generale Acceptance N.V.-HSI R Bull CBBC Jun16 C	2015/08/31	2015/09/01
62289	J P Morgan SP BV – HSI R Bull CBBC Aug 2016 H	2015/08/31	2015/09/01
62578	Credit Suisse AG – HSI R Bull CBBC Jul 2016 S	2015/08/31	2015/09/01
62014	HK Bank – HSI R Bull CBBC Jul 2016 R	2015/08/31	2015/09/01
61957	J P Morgan SP BV – HSCEI R Bull CBBC Oct 2016 A	2015/08/31	2015/09/01
61891	UBS AG – HSI R Bull CBBC May 2016 S	2015/08/31	2015/09/01
61448	BNP Paribas Arbit Issu B.V. – CAM CSI300 R Bull CBBC Sep16 A	2015/08/31	2015/09/01
62148	SGA Societe Generale Acceptance N.V.-HSI R Bull CBBC Apr16 V	2015/08/31	2015/09/01
62240	BNP Paribas Arbit Issu B.V. – HSI R Bull CBBC Nov 2016 A	2015/08/31	2015/09/01
62287	J P Morgan SP BV – HSI R Bull CBBC Jun 2016 Y	2015/08/31	2015/09/01
62272	J P Morgan SP BV – HSI R Bull CBBC Mar 2016 R	2015/08/31	2015/09/01
61728	Credit Suisse AG – HSI R Bull CBBC Jul 2016 R	2015/08/31	2015/09/01
62268	J P Morgan SP BV – HSI R Bull CBBC Jul 2016 E	2015/08/31	2015/09/01
62254	J P Morgan SP BV – HSCEI R Bull CBBC Jul 2016 I	2015/08/31	2015/09/01
62238	BNP Paribas Arbit Issu B.V. – HSI R Bull CBBC Nov 2016 Z	2015/08/31	2015/09/01
62232	BNP Paribas Arbit Issu B.V. – HSI R Bull CBBC Dec 2016 F	2015/08/31	2015/09/01
62209	Standard Chartered Bank – HSI R Bull CBBC Jun 2016 M	2015/08/31	2015/09/01
62182	HK Bank – HSI R Bull CBBC Aug 2016 J	2015/08/31	2015/09/01
62187	HK Bank – HSCEI R Bull CBBC Aug 2016 H	2015/08/31	2015/09/01
62186	HK Bank – HSI R Bull CBBC Jul 2016 T	2015/08/31	2015/09/01
62167	SGA Societe Generale Acceptance N.V.-HSI R Bull CBBC Jun16 E	2015/08/31	2015/09/01
63110	SGA Societe Generale Acceptance N.V.-HSI R Bull CBBC Jul16 G	2015/09/01	2015/09/02
60629	Standard Chartered Bank – HSI R Bull CBBC Jul 2016 B	2015/09/01	2015/09/02
63111	SGA Societe Generale Acceptance N.V.-HSI R Bull CBBC Jul16 H	2015/09/01	2015/09/02
61666	Standard Chartered Bank – Galaxy Ent R Bear CBBC Sep 2015 A	2015/09/01	2015/09/04
63159	Credit Suisse AG – HSI R Bear CBBC Mar 2016 S	2015/09/01	2015/09/02
63273	UBS AG – HSI R Bull CBBC Jun 2016 U	2015/09/01	2015/09/02
63160	Credit Suisse AG – HSI R Bear CBBC May 2016 E	2015/09/01	2015/09/02
61554	Credit Suisse AG – HSI R Bull CBBC Jul 2016 Q	2015/09/01	2015/09/02
63856	HK Bank – BOCL R Bull CBBC Oct 2016 A	2015/09/01	2015/09/02
63044	J P Morgan SP BV – HSI R Bull CBBC Mar 2016 V	2015/09/01	2015/09/02
63162	Credit Suisse AG – HSI R Bear CBBC May 2016 F	2015/09/01	2015/09/02
63198	Credit Suisse AG – HSI R Bull CBBC Sep 2016 L	2015/09/01	2015/09/02
63213	UBS AG – HSI R Bear CBBC Jan 2016 J	2015/09/01	2015/09/02
63278	UBS AG – HSI R Bull CBBC Aug 2016 K	2015/09/01	2015/09/02
63195	Credit Suisse AG – HSI R Bull CBBC Sep 2016 J	2015/09/01	2015/09/02
63196	Credit Suisse AG – HSI R Bull CBBC Sep 2016 K	2015/09/01	2015/09/02
63215	UBS AG – HSI R Bear CBBC Feb 2016 Y	2015/09/01	2015/09/02
62145	SGA Societe Generale Acceptance N.V.-HSI R Bull CBBC Apr16 U	2015/09/01	2015/09/02
60948	UBS AG – HSCEI R Bull CBBC May 2016 B	2015/09/01	2015/09/02
62256	J P Morgan SP BV – HSCEI R Bull CBBC Dec 2016 D	2015/09/01	2015/09/02
62536	BNP Paribas Arbit Issu B.V. – HSI R Bull CBBC Dec 2016 G	2015/09/01	2015/09/02
60893	UBS AG – HKEx R Bull CBBC Oct 2016 B	2015/09/01	2015/09/02
61205	J P Morgan SP BV – HSI R Bull CBBC Nov 2016 C	2015/09/01	2015/09/02
62639	Credit Suisse AG – HSI R Bull CBBC Aug 2016 I	2015/09/01	2015/09/02
60855	UBS AG – HSI R Bull CBBC May 2016 O	2015/09/01	2015/09/02
61257	Standard Chartered Bank – HSI R Bull CBBC Jun 2016 L	2015/09/01	2015/09/02
62021	HK Bank – HSI R Bull CBBC Jul 2016 S	2015/09/01	2015/09/02
60790	J P Morgan SP BV – HSI R Bull CBBC Oct 2016 C	2015/09/01	2015/09/02
63040	J P Morgan SP BV – HSI R Bear CBBC Jan 2016 W	2015/09/01	2015/09/02
62843	UBS AG – HSI R Bull CBBC Jul 2016 V	2015/09/01	2015/09/02
61905	UBS AG – HSI R Bull CBBC Jun 2016 P	2015/09/01	2015/09/02
63039	J P Morgan SP BV – HSI R Bear CBBC Jan 2016 V	2015/09/01	2015/09/02
62979	HK Bank – TCH R Bear CBBC Sep 2016 B	2015/09/01	2015/09/02
63024	SGA Societe Generale Acceptance N.V.-HSI R Bull CBBC Jul16 F	2015/09/01	2015/09/02
63026	SGA Societe Generale Acceptance N.V.-HSI R Bear CBBC Feb16 G	2015/09/01	2015/09/02
63029	SGA Societe Generale Acceptance N.V.-HSI R Bear CBBC Apr16 G	2015/09/01	2015/09/02
60704	BNP Paribas Arbit Issu B.V. – HSI R Bull CBBC Nov 2016 N	2015/09/01	2015/09/02
60828	BNP Paribas Arbit Issu B.V. – Petroch R Bull CBBC Jan 2016 C	2015/09/01	2015/09/02
61993	Bank of East Asia – Sands China R Bull CBBC Jun 2016 A	2015/09/01	2015/09/02
65502	HK Bank – Sands China R Bull CBBC Dec 2015 C	2015/09/01	2015/09/02
65176	SGA Societe Generale Acceptance N.V.-BOCL R Bull CBBC Aug16A	2015/09/01	2015/09/02
62125	SGA Societe Generale Acceptance N.V.-HSI R Bull CBBC Jun16 A	2015/09/02	2015/09/04
66224	HK Bank – HS H-SH ETF R Bull CBBC Nov 2016 A	2015/09/02	2015/09/04
62323	SGA Societe Generale Acceptance N.V.-HSI R Bull CBBC Apr16 X	2015/09/02	2015/09/04
62024	HK Bank – HSI R Bull CBBC Aug 2016 I	2015/09/02	2015/09/04
62815	HK Bank – Minsheng Bank R Bull CBBC Oct 2015 A	2015/09/02	2015/09/04

List of expired CBBC, 2015 (continued)

Code	CBBC	Last trading date	Delisted date
61570	Credit Suisse AG – HSI R Bull CBBC Nov 2016 A	2015/09/02	2015/09/04
62641	Credit Suisse AG – HSI R Bull CBBC Jun 2016 G	2015/09/02	2015/09/04
62649	Credit Suisse AG – HSI R Bull CBBC Sep 2016 B	2015/09/02	2015/09/04
61839	HK Bank – Minsheng Bank R Bull CBBC Sep 2015 B	2015/09/02	2015/09/04
62822	UBS AG – HSI R Bull CBBC Sep 2016 F	2015/09/02	2015/09/04
62829	UBS AG – HSI R Bull CBBC Oct 2016 D	2015/09/02	2015/09/04
60865	UBS AG – HSI R Bull CBBC Jul 2016 Q	2015/09/02	2015/09/04
62362	SGA Societe Generale Acceptance NV -HSCEI R Bull CBBC Jun16C	2015/09/02	2015/09/04
63005	Standard Chartered Bank – HSI R Bull CBBC Jul 2016 G	2015/09/02	2015/09/04
61574	Credit Suisse AG – HS H-SH ETF R Bull CBBC Mar 2016 C	2015/09/02	2015/09/04
61562	Credit Suisse AG – HSI R Bull CBBC Aug 2016 F	2015/09/02	2015/09/04
61449	BNP Paribas Arbit Issu B.V. – HS H ETF R Bull CBBC Jan 2016F	2015/09/02	2015/09/04
66871	HK Bank – HSI R Bull CBBC Oct 2015 F	2015/09/02	2015/09/04
66895	HK Bank – TCH R Bull CBBC Sep 2015 C	2015/09/02	2015/09/07
61379	BNP Paribas Arbit Issu B.V. – HSI R Bull CBBC Nov 2016 V	2015/09/02	2015/09/04
61364	BNP Paribas Arbit Issu B.V. – HSI R Bull CBBC Nov 2016 U	2015/09/02	2015/09/04
61206	J P Morgan SP BV – HSI R Bull CBBC Sep 2016 E	2015/09/02	2015/09/04
62253	SGA Societe Generale Acceptance NV -HSCEI R Bull CBBC Mar16A	2015/09/02	2015/09/04
60163	HK Bank – Haitong Sec R Bull CBBC Sep 2016 B	2015/09/02	2015/09/04
61142	SGA Societe Generale Acceptance N.V.-HSI R Bull CBBC Mar16 V	2015/09/02	2015/09/04
61137	SGA Societe Generale Acceptance N.V.-HSI R Bull CBBC Mar16 I	2015/09/02	2015/09/04
67856	SGA Societe Generale Acceptance N.V.-ICBC R Bull CBBC May16A	2015/09/02	2015/09/04
61959	J P Morgan SP BV – HSCEI R Bull CBBC Nov 2016 A	2015/09/02	2015/09/04
63445	Credit Suisse AG – HSI R Bull CBBC Aug 2016 L	2015/09/02	2015/09/04
63176	Credit Suisse AG – HSI R Bull CBBC May 2016 F	2015/09/02	2015/09/04
63219	J P Morgan SP BV – HSI R Bull CBBC Jul 2016 A	2015/09/02	2015/09/04
63472	BNP Paribas Arbit Issu B.V. – HSCEI R Bull CBBC Nov 2015 I	2015/09/02	2015/09/04
63555	SGA Societe Generale Acceptance N.V.-HSI R Bull CBBC Apr16 D	2015/09/02	2015/09/04
63605	BNP Paribas Arbit Issu B.V. – HSI R Bull CBBC Feb 2016 E	2015/09/02	2015/09/04
63731	BNP Paribas Arbit Issu B.V. – CC Bank R Bull CBBC Dec 2015 E	2015/09/02	2015/09/04
63760	HK Bank – HSI R Bull CBBC Oct 2016 C	2015/09/02	2015/09/04
63691	J P Morgan SP BV – HSI R Bear CBBC Jan 2016 X	2015/09/02	2015/09/04
63549	BNP Paribas Arbit Issu B.V. – HSI R Bear CBBC Mar 2016 W	2015/09/02	2015/09/04
63541	UBS AG – HSI R Bear CBBC Mar 2016 D	2015/09/02	2015/09/04
63513	UBS AG – HSI R Bull CBBC Jul 2016 Z	2015/09/02	2015/09/04
63509	Credit Suisse AG – HSI R Bear CBBC Jun 2016 C	2015/09/02	2015/09/04
63505	Credit Suisse AG – HSI R Bear CBBC Apr 2016 S	2015/09/02	2015/09/04
62922	J P Morgan SP BV – HSI R Bull CBBC Mar 2016 T	2015/09/02	2015/09/04
63280	UBS AG – HSI R Bull CBBC Sep 2016 H	2015/09/02	2015/09/04
67246	HK Bank – CGN Power R Bull CBBC Dec 2016 A	2015/09/02	2015/09/04
67493	HK Bank – HSCEI R Bull CBBC Oct 2016 C	2015/09/02	2015/09/04
63045	J P Morgan SP BV – HSI R Bull CBBC Sep 2017 A	2015/09/02	2015/09/04
63128	BNP Paribas Arbit Issu B.V. – HSI R Bull CBBC Dec 2016 K	2015/09/02	2015/09/04
64746	HK Bank – Galaxy Ent R Bull CBBC Feb 2016 A	2015/09/02	2015/09/04
63450	SGA Societe Generale Acceptance N.V.-HSI R Bull CBBC Jun16 J	2015/09/02	2015/09/04
67615	Bank of East Asia – CGN Power R Bull CBBC Jul 2016 A	2015/09/02	2015/09/04
63446	Credit Suisse AG – HSI R Bull CBBC Sep 2016 N	2015/09/02	2015/09/04
63404	Standard Chartered Bank – HSI R Bull CBBC Jul 2016 I	2015/09/02	2015/09/04
63424	J P Morgan SP BV – HSI R Bull CBBC Apr 2016 Y	2015/09/02	2015/09/04
63425	J P Morgan SP BV – HSI R Bull CBBC Mar 2016 W	2015/09/02	2015/09/04
63428	J P Morgan SP BV – HSI R Bull CBBC May 2016 O	2015/09/02	2015/09/04
63444	Credit Suisse AG – HSI R Bull CBBC Sep 2016 M	2015/09/02	2015/09/04
63511	UBS AG – HSI R Bull CBBC Sep 2016 J	2015/09/02	2015/09/04
63193	Credit Suisse AG – HSI R Bull CBBC Oct 2016 N	2015/09/02	2015/09/04
60692	SGA Societe Generale Acceptance N.V.-HSI R Bull CBBC May16 U	2015/09/02	2015/09/04
60675	SGA Societe Generale Acceptance N.V.-HSI R Bull CBBC May16 T	2015/09/02	2015/09/04
60792	J P Morgan SP BV – HSI R Bull CBBC Jul 2016 X	2015/09/02	2015/09/04
60769	Credit Suisse AG – HSI R Bull CBBC Jul 2016 N	2015/09/02	2015/09/04
60630	Standard Chartered Bank – HSI R Bull CBBC Jul 2016 C	2015/09/02	2015/09/04
63518	UBS AG – HSI R Bull CBBC Jun 2016 V	2015/09/02	2015/09/04
60632	Standard Chartered Bank – HSCEI R Bull CBBC Jul 2016 A	2015/09/02	2015/09/04
63852	Standard Chartered Bank – HSI R Bull CBBC Jul 2016 M	2015/09/04	2015/09/07
63998	UBS AG – HSI R Bull CBBC Aug 2016 O	2015/09/04	2015/09/07
63990	UBS AG – HSI R Bull CBBC Jul 2016 J	2015/09/04	2015/09/07
63992	UBS AG – HSI R Bull CBBC Jul 2016 K	2015/09/04	2015/09/07
64119	J P Morgan SP BV – HSI R Bull CBBC Jul 2016 J	2015/09/04	2015/09/07
62425	UBS AG – HSI R Bear CBBC Dec 2015 G	2015/09/04	2015/09/07
63052	Credit Suisse AG – HSCEI R Bull CBBC Apr 2016 C	2015/09/04	2015/09/07
64151	J P Morgan SP BV – A50 China R Bull CBBC Jul 2016 C	2015/09/04	2015/09/07
62910	Credit Suisse AG – HSI R Bull CBBC Oct 2016 K	2015/09/04	2015/09/07
63853	SGA Societe Generale Acceptance N.V.-HSI R Bull CBBC May16 Y	2015/09/04	2015/09/07
60022	HK Bank – HSCEI R Bull CBBC Nov 2015 A	2015/09/04	2015/09/07
63849	J P Morgan SP BV – HSI R Bear CBBC Feb 2016 V	2015/09/04	2015/09/07
68474	UBS AG – HSI R Bear CBBC Dec 2015 E	2015/09/04	2015/09/07
64169	J P Morgan SP BV – Ping An R Bull CBBC Sep 2016 B	2015/09/04	2015/09/07
61821	UBS AG – HSI R Bear CBBC Dec 2015 C	2015/09/04	2015/09/07
61812	UBS AG – HSI R Bear CBBC Dec 2015 B	2015/09/04	2015/09/07
64096	J P Morgan SP BV – HSI R Bull CBBC Mar 2016 D	2015/09/04	2015/09/07
64112	J P Morgan SP BV – HSI R Bull CBBC Mar 2016 X	2015/09/04	2015/09/07
64162	J P Morgan SP BV – Tencent R Bull CBBC Jul 2016 D	2015/09/04	2015/09/07
63536	UBS AG – HSI R Bull CBBC Sep 2016 K	2015/09/04	2015/09/07
66453	UBS AG – HSI R Bear CBBC Dec 2015 V	2015/09/04	2015/09/07
63393	UBS AG – HSI R Bear CBBC Dec 2015 R	2015/09/04	2015/09/07
66635	UBS AG – HSI R Bear CBBC Dec 2015 W	2015/09/04	2015/09/07
63914	Credit Suisse AG – HSI R Bull CBBC Apr 2016 X	2015/09/04	2015/09/07
63917	Credit Suisse AG – HSI R Bull CBBC Mar 2016 R	2015/09/04	2015/09/07
64528	UBS AG – CC Bank R Bull CBBC Sep 2015 A	2015/09/04	2015/09/08

List of expired CBBC, 2015 (continued)

Code	CBBC	Last trading date	Delisted date
64138	J P Morgan SP BV – HSI R Bull CBBC Nov 2016 E	2015/09/04	2015/09/07
67013	UBS AG – HSI R Bear CBBC Jan 2016 F	2015/09/04	2015/09/07
66053	UBS AG – HSI R Bear CBBC Dec 2015 O	2015/09/04	2015/09/07
63921	SGA Societe Generale Acceptance N.V.-HSI R Bull CBBC May16 Z	2015/09/04	2015/09/07
68789	HK Bank – CC Bank R Bull CBBC Dec 2015 A	2015/09/04	2015/09/07
63751	HK Bank – HSI R Bull CBBC Oct 2016 G	2015/09/04	2015/09/07
66154	UBS AG – HSI R Bear CBBC Jan 2016 Y	2015/09/04	2015/09/07
61934	UBS AG – HSI R Bear CBBC Dec 2015 D	2015/09/04	2015/09/07
62770	UBS AG – HSI R Bear CBBC Dec 2015 L	2015/09/04	2015/09/07
63877	Credit Suisse AG – HSI R Bear CBBC May 2016 K	2015/09/04	2015/09/07
63925	BNP Paribas Arbit Issu B.V. – HSI R Bull CBBC Nov 2016 F	2015/09/04	2015/09/07
63934	BNP Paribas Arbit Issu B.V. – HSCEI R Bull CBBC Dec 2016 D	2015/09/04	2015/09/07
65297	UBS AG – HKEx R Bull CBBC Sep 2015 G	2015/09/04	2015/09/08
67556	HK Bank – PetCh R Bull CBBC Dec 2016 A	2015/09/04	2015/09/07
63918	Credit Suisse AG – HSI R Bull CBBC Feb 2016 O	2015/09/04	2015/09/07
64346	Credit Suisse AG – HSI R Bull CBBC Feb 2016 U	2015/09/07	2015/09/08
64229	Standard Chartered Bank – HSI R Bull CBBC Jul 2016 N	2015/09/07	2015/09/08
62923	J P Morgan SP BV – HSI R Bull CBBC Jul 2016 F	2015/09/07	2015/09/08
63747	HK Bank – HSI R Bull CBBC Dec 2016 A	2015/09/07	2015/09/08
62888	HK Bank – ABC R Bull CBBC Aug 2016 B	2015/09/07	2015/09/08
62407	Standard Chartered Bank – HSI R Bull CBBC Jun 2016 N	2015/09/07	2015/09/08
62321	SGA Societe Generale Acceptance N.V.-HSI R Bull CBBC Apr16 W	2015/09/07	2015/09/08
62830	UBS AG – HSI R Bull CBBC Sep 2016 G	2015/09/07	2015/09/08
64020	UBS AG – HSI R Bull CBBC Jul 2016 M	2015/09/07	2015/09/08
61571	Credit Suisse AG – HSI R Bull CBBC Sep 2016 A	2015/09/07	2015/09/08
61345	BNP Paribas Arbit Issu B.V. – HSI R Bull CBBC Dec 2016 Z	2015/09/07	2015/09/08
60770	Credit Suisse AG – HSI R Bull CBBC Jun 2016 Z	2015/09/07	2015/09/08
66643	HK Bank – HSI R Bull CBBC Oct 2015 D	2015/09/07	2015/09/08
64365	J P Morgan SP BV – HSI R Bull CBBC Apr 2016 Z	2015/09/07	2015/09/08
64363	J P Morgan SP BV – HSI R Bull CBBC Mar 2016 Y	2015/09/07	2015/09/08
63281	UBS AG – HSI R Bull CBBC Aug 2016 L	2015/09/07	2015/09/08
61354	BNP Paribas Arbit Issu B.V. – HSI R Bull CBBC Nov 2016 T	2015/09/07	2015/09/08
64206	HK Bank – CITIC Sec R Bull CBBC Sep 2016 B	2015/09/07	2015/09/08
64270	BNP Paribas Arbit Issu B.V. – HSI R Bull CBBC Dec 2016 O	2015/09/07	2015/09/08
63846	Standard Chartered Bank – HSI R Bull CBBC Jul 2016 L	2015/09/07	2015/09/08
64308	Credit Suisse AG – HSCEI R Bull CBBC Mar 2016 I	2015/09/07	2015/09/08
64248	J P Morgan SP BV – HKEx R Bull CBBC Oct 2016 D	2015/09/07	2015/09/08
64307	Credit Suisse AG – HSCEI R Bull CBBC May 2016 A	2015/09/07	2015/09/08
61134	SGA Societe Generale Acceptance N.V.-HSI R Bull CBBC Mar16 A	2015/09/07	2015/09/08
63189	Credit Suisse AG – HSI R Bull CBBC Aug 2016 K	2015/09/07	2015/09/08
63796	HK Bank – CSOP A50 ETF R Bear CBBC Aug 2016 D	2015/09/07	2015/09/08
64306	UBS AG – HSI R Bull CBBC Jun 2016 D	2015/09/07	2015/09/08
64241	J P Morgan SP BV – HSCEI R Bull CBBC Jun 2016 E	2015/09/07	2015/09/08
67836	SGA Societe Generale Acceptance N.V. -CCB R Bull CBBC May16A	2015/09/07	2015/09/08
64305	UBS AG – HSI R Bull CBBC Jun 2016 X	2015/09/07	2015/09/08
64198	HK Bank – CNOOC R Bull CBBC Oct 2016 C	2015/09/07	2015/09/08
64196	HK Bank – HSCEI R Bull CBBC Sep 2016 E	2015/09/07	2015/09/08
64232	Standard Chartered Bank – HSI R Bull CBBC Jul 2016 O	2015/09/07	2015/09/08
64299	BNP Paribas Arbit Issu B.V. – HKEx R Bull CBBC Sep 2016 A	2015/09/07	2015/09/08
64265	BNP Paribas Arbit Issu B.V. – HSI R Bull CBBC Dec 2016 N	2015/09/07	2015/09/08
64336	Credit Suisse AG – HSI R Bull CBBC Apr 2016 A	2015/09/07	2015/09/08
61207	J P Morgan SP BV – HSI R Bull CBBC Oct 2016 D	2015/09/07	2015/09/08
63652	J P Morgan SP BV – A50 China R Bear CBBC Aug 2016 B	2015/09/07	2015/09/08
63046	J P Morgan SP BV – HSI R Bull CBBC Apr 2016 W	2015/09/07	2015/09/08
64339	Credit Suisse AG – HSI R Bull CBBC Mar 2016 S	2015/09/07	2015/09/08
64146	J P Morgan SP BV – HSI R Bull CBBC Sep 2016 F	2015/09/07	2015/09/08
64172	HK Bank – HKEx R Bull CBBC Oct 2016 I	2015/09/07	2015/09/08
64235	SGA Societe Generale Acceptance N.V.-HSI R Bull CBBC May16 B	2015/09/07	2015/09/08
60674	SGA Societe Generale Acceptance N.V.-HSI R Bull CBBC May16 S	2015/09/07	2015/09/08
64177	HK Bank – HSI R Bull CBBC Jul 2016 V	2015/09/07	2015/09/08
63737	HK Bank – HSI R Bear CBBC Aug 2016 E	2015/09/08	2015/09/09
63539	UBS AG – HSI R Bull CBBC Jun 2016 W	2015/09/08	2015/09/09
64203	HK Bank – CNOOC R Bull CBBC Nov 2016 C	2015/09/08	2015/09/09
64539	Credit Suisse AG – HSI R Bull CBBC May 2016 T	2015/09/08	2015/09/09
64518	Credit Suisse AG – HSI R Bull CBBC May 2016 S	2015/09/08	2015/09/09
63502	Credit Suisse AG – HSI R Bear CBBC Jul 2016 A	2015/09/08	2015/09/09
62650	Credit Suisse AG – HSI R Bull CBBC Oct 2016 D	2015/09/08	2015/09/09
63657	J P Morgan SP BV – HKEx R Bull CBBC Nov 2016 C	2015/09/08	2015/09/09
63971	UBS AG – HSI R Bear CBBC Mar 2016 G	2015/09/08	2015/09/09
61227	HK Bank – CC Bank R Bull CBBC Dec 2015 B	2015/09/08	2015/09/09
63879	Credit Suisse AG – HSI R Bear CBBC May 2016 L	2015/09/08	2015/09/09
63700	J P Morgan SP BV – HSI R Bear CBBC Jan 2016 Y	2015/09/08	2015/09/09
63550	BNP Paribas Arbit Issu B.V. – HSI R Bear CBBC Mar 2016 X	2015/09/08	2015/09/09
64598	UBS AG – HSI R Bull CBBC Jul 2016 A	2015/09/08	2015/09/09
64480	Standard Chartered Bank – HSI R Bull CBBC Jul 2016 P	2015/09/08	2015/09/09
64467	SGA Societe Generale Acceptance N.V.-HSI R Bull CBBC Jun16 K	2015/09/08	2015/09/09
64510	BNP Paribas Arbit Issu B.V. – HSI R Bull CBBC Dec 2016 A	2015/09/08	2015/09/09
64491	J P Morgan SP BV – HSI R Bull CBBC Aug 2016 K	2015/09/08	2015/09/09
64354	Credit Suisse AG – HSI R Bear CBBC Apr 2016 V	2015/09/09	2015/09/10
63542	UBS AG – HSI R Bear CBBC Mar 2016 E	2015/09/09	2015/09/10
65524	J P Morgan SP BV – HSI R Bear CBBC Jan 2016 V	2015/09/09	2015/09/10
65506	J P Morgan SP BV – HSCEI R Bear CBBC Mar 2016 D	2015/09/09	2015/09/10
63255	UBS AG – HSI R Bear CBBC Jan 2016 D	2015/09/09	2015/09/10
65505	UBS AG – HSI R Bear CBBC Jan 2016 V	2015/09/09	2015/09/10
65493	UBS AG – HSI R Bear CBBC Jan 2016 E	2015/09/09	2015/09/10
63540	UBS AG – HSI R Bear CBBC Mar 2016 C	2015/09/09	2015/09/10
65472	UBS AG – HSI R Bull CBBC Jun 2016 I	2015/09/09	2015/09/10

List of expired CBBC, 2015 (continued)

Code	CBBC	Last trading date	Delisted date
65468	BNP Paribas Arbit Issu B.V. – HSI R Bear CBBC Mar 2016 A	2015/09/09	2015/09/10
63543	UBS AG – HSI R Bear CBBC Mar 2016 F	2015/09/09	2015/09/10
65463	J P Morgan SP BV – A50 China R Bear CBBC Jun 2016 C	2015/09/09	2015/09/10
62342	SGA Societe Generale Acceptance N.V.-HSI R Bear CBBC Mar16 N	2015/09/09	2015/09/10
65457	J P Morgan SP BV – HKEx R Bear CBBC Apr 2016 A	2015/09/09	2015/09/10
65437	SGA Societe Generale Acceptance N.V.-HSI R Bear CBBC May16 I	2015/09/09	2015/09/10
62870	UBS AG – HSI R Bear CBBC Jan 2016 Z	2015/09/09	2015/09/10
63129	BNP Paribas Arbit Issu B.V. – HSI R Bear CBBC Apr 2016 O	2015/09/09	2015/09/10
63854	SGA Societe Generale Acceptance N.V.-HSI R Bear CBBC May16 B	2015/09/09	2015/09/10
63451	SGA Societe Generale Acceptance N.V.-HSI R Bear CBBC Apr16 J	2015/09/09	2015/09/10
64357	Credit Suisse AG – HSI R Bear CBBC May 2016 N	2015/09/09	2015/09/10
63137	BNP Paribas Arbit Issu B.V. – HSI R Bear CBBC Apr 2016 P	2015/09/09	2015/09/10
65358	Credit Suisse AG – HSI R Bear CBBC Mar 2016 X	2015/09/09	2015/09/10
65334	Credit Suisse AG – HSI R Bear CBBC Mar 2016 W	2015/09/09	2015/09/10
65466	BNP Paribas Arbit Issu B.V. – HSI R Bear CBBC Apr 2016 T	2015/09/09	2015/09/10
62789	Credit Suisse AG – HSI R Bear CBBC Apr 2016 L	2015/09/09	2015/09/10
63356	HK Bank – HSCEI R Bear CBBC Sep 2016 A	2015/09/09	2015/09/10
63254	UBS AG – HSI R Bear CBBC Feb 2016 Z	2015/09/09	2015/09/10
63355	HK Bank – HSI R Bear CBBC Sep 2016 C	2015/09/09	2015/09/10
63890	Credit Suisse AG – HSI R Bear CBBC May 2016 M	2015/09/09	2015/09/10
63833	Standard Chartered Bank – HSI R Bear CBBC Feb 2016 C	2015/09/09	2015/09/10
63351	HK Bank – HSI R Bear CBBC Oct 2016 C	2015/09/09	2015/09/10
63882	Credit Suisse AG – HSI R Bear CBBC Mar 2016 V	2015/09/09	2015/09/10
62547	BNP Paribas Arbit Issu B.V. – HSCEI R Bear CBBC Apr 2016 D	2015/09/09	2015/09/10
62544	BNP Paribas Arbit Issu B.V. – HSI R Bear CBBC Mar 2016 V	2015/09/09	2015/09/10
65529	J P Morgan SP BV – HSI R Bear CBBC Jan 2016 W	2015/09/09	2015/09/10
63706	J P Morgan SP BV – HSI R Bear CBBC Jan 2016 Z	2015/09/09	2015/09/10
63453	SGA Societe Generale Acceptance N.V.-HSI R Bear CBBC Apr16 K	2015/09/09	2015/09/10
62533	Standard Chartered Bank – HSI R Bear CBBC Jan 2016 L	2015/09/09	2015/09/10
62793	Credit Suisse AG – HSI R Bear CBBC May 2016 C	2015/09/09	2015/09/10
63720	J P Morgan SP BV – HSI R Bear CBBC Feb 2016 T	2015/09/09	2015/09/10
63881	Credit Suisse AG – HSI R Bear CBBC Mar 2016 U	2015/09/09	2015/09/10
62364	SGA Societe Generale Acceptance NV -HSCEI R Bear CBBC Mar16A	2015/09/09	2015/09/10
63559	BNP Paribas Arbit Issu B.V. – HSI R Bear CBBC Apr 2016 R	2015/09/09	2015/09/10
63041	J P Morgan SP BV – HSI R Bear CBBC Feb 2016 P	2015/09/09	2015/09/10
62343	SGA Societe Generale Acceptance N.V.-HSI R Bear CBBC Mar16 O	2015/09/09	2015/09/10
65361	Credit Suisse AG – HSI R Bear CBBC Mar 2016 Y	2015/09/09	2015/09/10
63725	J P Morgan SP BV – HSI R Bear CBBC Feb 2016 U	2015/09/09	2015/09/10
62543	BNP Paribas Arbit Issu B.V. – HSI R Bear CBBC Mar 2016 U	2015/09/09	2015/09/10
64640	J P Morgan SP BV – HSI R Bear CBBC Jan 2016 T	2015/09/09	2015/09/10
63972	UBS AG – HSI R Bear CBBC Mar 2016 H	2015/09/09	2015/09/10
63034	SGA Societe Generale Acceptance N.V.-HSI R Bear CBBC Apr16 H	2015/09/09	2015/09/10
63422	Standard Chartered Bank – HSI R Bear CBBC Jan 2016 O	2015/09/09	2015/09/10
64221	J P Morgan SP BV – HSI R Bear CBBC Feb 2016 Z	2015/09/09	2015/09/10
63497	J P Morgan SP BV – HSCEI R Bear CBBC Apr 2016 N	2015/09/09	2015/09/10
64238	SGA Societe Generale Acceptance N.V.-HSI R Bear CBBC May16 D	2015/09/09	2015/09/10
64218	J P Morgan SP BV – HSI R Bear CBBC Feb 2016 Y	2015/09/09	2015/09/10
65365	SGA Societe Generale Acceptance N.V.-HSI R Bear CBBC May16 H	2015/09/09	2015/09/10
64739	J P Morgan SP BV – HSI R Bear CBBC Dec 2015 Y	2015/09/09	2015/09/10
63167	Credit Suisse AG – HSI R Bear CBBC May 2016 G	2015/09/09	2015/09/10
63484	Credit Suisse AG – HSI R Bear CBBC Apr 2016 R	2015/09/09	2015/09/10
63166	Credit Suisse AG – HSI R Bear CBBC Mar 2016 T	2015/09/09	2015/09/10
63851	J P Morgan SP BV – HSI R Bear CBBC Jan 2016 E	2015/09/09	2015/09/10
64478	Standard Chartered Bank – HSI R Bear CBBC Feb 2016 G	2015/09/09	2015/09/10
64559	UBS AG – HSI R Bear CBBC Feb 2016 D	2015/09/09	2015/09/10
63165	Credit Suisse AG – HSI R Bear CBBC Apr 2016 O	2015/09/09	2015/09/10
64524	Credit Suisse AG – HSI R Bear CBBC Feb 2016 S	2015/09/09	2015/09/10
62978	HK Bank – TCH R Bear CBBC Oct 2016 A	2015/09/09	2015/09/10
63855	SGA Societe Generale Acceptance N.V.-HSI R Bear CBBC May16 C	2015/09/09	2015/09/10
62784	Credit Suisse AG – HSI R Bear CBBC Mar 2016 Q	2015/09/09	2015/09/10
63003	Standard Chartered Bank – HSI R Bear CBBC Jan 2016 N	2015/09/09	2015/09/10
64511	BNP Paribas Arbit Issu B.V. – HSI R Bear CBBC Mar 2016 Z	2015/09/09	2015/09/10
64516	SGA Societe Generale Acceptance N.V.-HSI R Bear CBBC May16 G	2015/09/09	2015/09/10
64074	J P Morgan SP BV – HSI R Bear CBBC Jan 2016 G	2015/09/09	2015/09/10
62918	J P Morgan SP BV – HSI R Bear CBBC Feb 2016 L	2015/09/09	2015/09/10
64895	Macquarie Bank Ltd. – HSI R Bear CBBC Mar 2016 A	2015/09/09	2015/09/10
63461	Credit Suisse AG – HSI R Bear CBBC Apr 2016 Q	2015/09/09	2015/09/10
63463	Credit Suisse AG – HSI R Bear CBBC May 2016 J	2015/09/09	2015/09/10
65099	Credit Suisse AG – HSI R Bull CBBC Mar 2016 T	2015/09/09	2015/09/10
64335	Credit Suisse AG – HSI R Bear CBBC Feb 2016 H	2015/09/09	2015/09/10
63474	Credit Suisse AG – HSI R Bear CBBC Jun 2016 A	2015/09/09	2015/09/10
63480	Credit Suisse AG – HSI R Bear CBBC Jun 2016 B	2015/09/09	2015/09/10
63252	UBS AG – HSI R Bear CBBC Jan 2016 A	2015/09/09	2015/09/10
64359	SGA Societe Generale Acceptance N.V.-HSI R Bear CBBC May16 F	2015/09/09	2015/09/10
63850	J P Morgan SP BV – HSI R Bear CBBC Feb 2016 W	2015/09/09	2015/09/10
64523	Credit Suisse AG – HSI R Bear CBBC Feb 2016 R	2015/09/09	2015/09/10
63138	BNP Paribas Arbit Issu B.V. – HSI R Bear CBBC Apr 2016 Q	2015/09/09	2015/09/10
64866	SGA Societe Generale Acceptance N.V.-HSI R Bear CBBC Apr16 M	2015/09/09	2015/09/10
62883	UBS AG – HSCEI R Bear CBBC Dec 2015 D	2015/09/09	2015/09/10
64859	SGA Societe Generale Acceptance N.V.-HSI R Bull CBBC Jul16 I	2015/09/09	2015/09/10
63043	J P Morgan SP BV – HSI R Bear CBBC Feb 2016 Q	2015/09/09	2015/09/10
62875	UBS AG – HSI R Bear CBBC Jan 2016 C	2015/09/09	2015/09/10
62880	UBS AG – HSI R Bear CBBC Feb 2016 V	2015/09/09	2015/09/10
65109	Credit Suisse AG – HSI R Bull CBBC Mar 2016 B	2015/09/10	2015/09/11
65546	HK Bank – HSI R Bear CBBC Sep 2016 D	2015/09/10	2015/09/11
65548	HK Bank – HSI R Bear CBBC Aug 2016 F	2015/09/10	2015/09/11
65751	BNP Paribas Arbit Issu B.V. – HSI R Bear CBBC Apr 2016 U	2015/09/10	2015/09/11

List of expired CBBC, 2015 (continued)

Code	CBBC	Last trading date	Delisted date
65780	Standard Chartered Bank – HSI R Bear CBBC Feb 2016 I	2015/09/10	2015/09/11
65890	UBS AG – HSI R Bear CBBC Mar 2016 K	2015/09/10	2015/09/11
65979	BNP Paribas Arbit Issu B.V. – HSI R Bear CBBC Apr 2016 V	2015/09/10	2015/09/11
65970	Credit Suisse AG – HSI R Bear CBBC Apr 2016 X	2015/09/10	2015/09/11
65992	SGA Societe Generale Acceptance N.V.-HSI R Bear CBBC May16 K	2015/09/10	2015/09/11
66112	J P Morgan SP BV – HSI R Bear CBBC Jan 2016 X	2015/09/10	2015/09/11
65619	SGA Societe Generale Acceptance N.V.-HSI R Bear CBBC Apr16 N	2015/09/10	2015/09/11
65951	Credit Suisse AG – HSI R Bear CBBC Apr 2016 W	2015/09/10	2015/09/11
66130	J P Morgan SP BV – HSI R Bear CBBC Mar 2016 D	2015/09/10	2015/09/11
66040	J P Morgan SP BV – HSCEI R Bear CBBC Apr 2016 O	2015/09/10	2015/09/11
65991	BNP Paribas Arbit Issu B.V. – HSCEI R Bear CBBC Mar 2016 F	2015/09/10	2015/09/11
66134	J P Morgan SP BV – HSI R Bear CBBC Apr 2016 B	2015/09/10	2015/09/11
65977	Credit Suisse AG – HSI R Bear CBBC Apr 2016 Y	2015/09/10	2015/09/11
62138	UBS AG – HKEx R Bull CBBC Sep 2015 I	2015/09/11	2015/09/15
65087	BNP Paribas Arbit Issu B.V. – Petroch R Bull CBBC Jan 2016 D	2015/09/11	2015/09/14
64854	Standard Chartered Bank – HSI R Bull CBBC Jul 2016 R	2015/09/11	2015/09/14
64858	J P Morgan SP BV – HSI R Bull CBBC Jul 2016 K	2015/09/11	2015/09/14
68445	UBS AG – CKH R Bull CBBC Sep 2015 B	2015/09/11	2015/09/15
61970	UBS AG – HKEx R Bull CBBC Sep 2015 B	2015/09/11	2015/09/15
67048	UBS AG – HSI R Bear CBBC Feb 2016 Q	2015/09/11	2015/09/14
66831	Credit Suisse AG – HSI R Bear CBBC Feb 2016 T	2015/09/11	2015/09/14
67266	J P Morgan SP BV – HSCEI R Bear CBBC May 2016 A	2015/09/11	2015/09/14
67113	J P Morgan SP BV – HSI R Bear CBBC Mar 2016 G	2015/09/11	2015/09/14
67089	J P Morgan SP BV – HSI R Bear CBBC Mar 2016 F	2015/09/11	2015/09/14
66920	Credit Suisse AG – HSI R Bear CBBC Mar 2016 Z	2015/09/11	2015/09/14
67050	UBS AG – HSI R Bear CBBC Feb 2016 U	2015/09/11	2015/09/14
66930	Credit Suisse AG – HSI R Bear CBBC Mar 2016 A	2015/09/11	2015/09/14
66853	Credit Suisse AG – HSI R Bear CBBC Feb 2016 F	2015/09/11	2015/09/14
67072	UBS AG – HSI R Bear CBBC Feb 2016 X	2015/09/11	2015/09/14
66772	Credit Suisse AG – HSCEI R Bear CBBC Dec 2015 I	2015/09/11	2015/09/14
66439	SGA Societe Generale Acceptance N.V.-HSI R Bear CBBC Apr16 O	2015/09/11	2015/09/14
66492	BNP Paribas Arbit Issu B.V. – HSI R Bear CBBC Mar 2016 C	2015/09/11	2015/09/14
66491	BNP Paribas Arbit Issu B.V. – HSI R Bear CBBC Mar 2016 B	2015/09/11	2015/09/14
65978	Credit Suisse AG – HSCEI R Bear CBBC Dec 2015 H	2015/09/11	2015/09/14
66443	SGA Societe Generale Acceptance N.V.-HSI R Bear CBBC Apr16 P	2015/09/11	2015/09/14
66257	Standard Chartered Bank – HSI R Bear CBBC Feb 2016 J	2015/09/11	2015/09/14
66510	BNP Paribas Arbit Issu B.V. – HSCEI R Bear CBBC Apr 2016 F	2015/09/11	2015/09/14
66351	J P Morgan SP BV – HSI R Bear CBBC Mar 2016 E	2015/09/11	2015/09/14
62617	Credit Suisse AG – HSI R Bear CBBC Jan 2016 F	2015/09/14	2015/09/15
62618	Credit Suisse AG – HSI R Bear CBBC Jan 2016 G	2015/09/14	2015/09/15
69810	Credit Suisse AG – HSI R Bear CBBC Dec 2015 D	2015/09/14	2015/09/15
67660	J P Morgan SP BV – HSI R Bear CBBC Feb 2016 V	2015/09/14	2015/09/15
67640	SGA Societe Generale Acceptance N.V.-HSI R Bear CBBC May16 L	2015/09/14	2015/09/15
67661	J P Morgan SP BV – HSI R Bear CBBC Mar 2016 H	2015/09/14	2015/09/15
69309	Credit Suisse AG – HSI R Bear CBBC Dec 2015 B	2015/09/14	2015/09/15
67643	SGA Societe Generale Acceptance N.V.-HSI R Bear CBBC Apr16 Q	2015/09/14	2015/09/15
62620	Credit Suisse AG – HSI R Bear CBBC Jan 2016 H	2015/09/14	2015/09/15
62112	Credit Suisse AG – HSI R Bear CBBC Jan 2016 E	2015/09/14	2015/09/15
65941	Credit Suisse AG – HSI R Bear CBBC Jan 2016 M	2015/09/14	2015/09/15
62111	Credit Suisse AG – HSI R Bear CBBC Dec 2015 Y	2015/09/14	2015/09/15
64520	Credit Suisse AG – HSI R Bear CBBC Dec 2015 G	2015/09/14	2015/09/15
67530	BNP Paribas Arbit Issu B.V. – HSI R Bear CBBC Apr 2016 X	2015/09/14	2015/09/15
65850	Credit Suisse AG – HSI R Bear CBBC Jan 2016 K	2015/09/14	2015/09/15
67388	Standard Chartered Bank – HSI R Bear CBBC Feb 2016 L	2015/09/14	2015/09/15
61442	Credit Suisse AG – HSI R Bear CBBC Dec 2015 T	2015/09/14	2015/09/15
64919	Credit Suisse AG – HSI R Bear CBBC Feb 2016 O	2015/09/14	2015/09/15
66638	J P Morgan SP BV – HKEx R Bull CBBC Sep 2015 B	2015/09/14	2015/09/16
69875	Credit Suisse AG – HSI R Bear CBBC Feb 2016 B	2015/09/14	2015/09/15
61699	Credit Suisse AG – HSI R Bear CBBC Dec 2015 V	2015/09/14	2015/09/15
67331	HK Bank – HSCEI R Bear CBBC May 2016 K	2015/09/14	2015/09/15
69873	Credit Suisse AG – HSI R Bear CBBC Jan 2016 D	2015/09/14	2015/09/15
63858	J P Morgan SP BV – HKEx R Bull CBBC Sep 2015 A	2015/09/14	2015/09/16
66247	Credit Suisse AG – HSI R Bear CBBC Jan 2016 T	2015/09/14	2015/09/15
69872	Credit Suisse AG – HSI R Bear CBBC Dec 2015 Q	2015/09/14	2015/09/15
66182	Credit Suisse AG – HSI R Bear CBBC Jan 2016 W	2015/09/14	2015/09/15
66180	Credit Suisse AG – HSI R Bear CBBC Jan 2016 V	2015/09/14	2015/09/15
65432	Credit Suisse AG – HSI R Bear CBBC Dec 2015 I	2015/09/14	2015/09/15
65427	Credit Suisse AG – HSI R Bear CBBC Dec 2015 H	2015/09/14	2015/09/15
67409	Credit Suisse AG – HSI R Bear CBBC Apr 2016 Z	2015/09/14	2015/09/15
69687	Credit Suisse AG – HSI R Bear CBBC Dec 2015 C	2015/09/14	2015/09/15
67504	BNP Paribas Arbit Issu B.V. – HSI R Bear CBBC Apr 2016 W	2015/09/14	2015/09/15
67385	Standard Chartered Bank – HSCEI R Bear CBBC Feb 2016 B	2015/09/14	2015/09/15
67386	Standard Chartered Bank – HSI R Bear CBBC Feb 2016 K	2015/09/14	2015/09/15
69874	Credit Suisse AG – HSI R Bear CBBC Feb 2016 A	2015/09/14	2015/09/15
67401	SGA Societe Generale Acceptance N.V.-HSI R Bear CBBC Mar16 P	2015/09/14	2015/09/15
67411	Credit Suisse AG – HSI R Bear CBBC Apr 2016 A	2015/09/14	2015/09/15
67456	Credit Suisse AG – HSI R Bear CBBC Mar 2016 R	2015/09/14	2015/09/15
67461	Credit Suisse AG – HSI R Bear CBBC May 2016 O	2015/09/14	2015/09/15
67468	UBS AG – HSI R Bear CBBC Dec 2015 B	2015/09/14	2015/09/15
67470	UBS AG – HSI R Bear CBBC Dec 2015 C	2015/09/14	2015/09/15
66129	Credit Suisse AG – HSI R Bear CBBC Jan 2016 I	2015/09/14	2015/09/15
67915	UBS AG – HSI R Bear CBBC Dec 2015 D	2015/09/15	2015/09/16
67907	J P Morgan SP BV – HSI R Bear CBBC Mar 2016 K	2015/09/15	2015/09/16
67831	Credit Suisse AG – HSI R Bear CBBC Apr 2016 N	2015/09/15	2015/09/16
67778	Credit Suisse AG – HSI R Bear CBBC Apr 2016 J	2015/09/15	2015/09/16
67673	HK Bank – HSI R Bear CBBC May 2016 S	2015/09/15	2015/09/16
67779	Credit Suisse AG – HSI R Bear CBBC Apr 2016 M	2015/09/15	2015/09/16

List of expired CBBC, 2015 (continued)

Code	CBBC	Last trading date	Delisted date
67776	Credit Suisse AG – HSI R Bear CBBC Apr 2016 D	2015/09/15	2015/09/16
67705	BNP Paribas Arbit Issu B.V. – HSI R Bear CBBC Mar 2016 P	2015/09/15	2015/09/16
67909	UBS AG – HSI R Bear CBBC Jan 2016 X	2015/09/15	2015/09/16
67872	SGA Societe Generale Acceptance N.V.-HSI R Bear CBBC Mar16 Q	2015/09/15	2015/09/16
67873	J P Morgan SP BV – HSI R Bear CBBC Mar 2016 I	2015/09/15	2015/09/16
67748	Standard Chartered Bank – HSI R Bear CBBC Feb 2016 M	2015/09/15	2015/09/16
67756	BNP Paribas Arbit Issu B.V. – HSI R Bear CBBC Mar 2016 S	2015/09/15	2015/09/16
67876	J P Morgan SP BV – HSI R Bear CBBC Mar 2016 J	2015/09/15	2015/09/16
67894	J P Morgan SP BV – HSI R Bear CBBC Apr 2016 C	2015/09/15	2015/09/16
67777	Credit Suisse AG – HSI R Bear CBBC Apr 2016 P	2015/09/15	2015/09/16
68307	UBS AG – HSI R Bear CBBC Dec 2015 O	2015/09/16	2015/09/17
67696	HK Bank – HSI R Bear CBBC Dec 2016 B	2015/09/16	2015/09/17
68259	Credit Suisse AG – HSI R Bull CBBC Apr 2016 J	2015/09/16	2015/09/17
68267	Credit Suisse AG – HSI R Bull CBBC May 2016 G	2015/09/16	2015/09/17
68271	SGA Societe Generale Acceptance N.V.-HSI R Bull CBBC Jul 16R	2015/09/16	2015/09/17
68292	UBS AG – HSI R Bear CBBC Dec 2015 E	2015/09/16	2015/09/17
68258	Credit Suisse AG – HSI R Bull CBBC Jun 2016 O	2015/09/16	2015/09/17
68296	UBS AG – HSI R Bear CBBC Dec 2015 L	2015/09/16	2015/09/17
68209	Credit Suisse AG – HSI R Bear CBBC Mar 2016 S	2015/09/16	2015/09/17
68313	UBS AG – HSI R Bear CBBC Dec 2015 R	2015/09/16	2015/09/17
68321	UBS AG – HSI R Bull CBBC Sep 2016 M	2015/09/16	2015/09/17
68322	UBS AG – HSI R Bull CBBC Aug 2016 U	2015/09/16	2015/09/17
68326	UBS AG – HSI R Bull CBBC Jul 2016 H	2015/09/16	2015/09/17
68336	UBS AG – HSCEI R Bull CBBC Nov 2016 B	2015/09/16	2015/09/17
68347	BNP Paribas Arbit Issu B.V. – HSI R Bull CBBC Dec 2016 F	2015/09/16	2015/09/17
66027	J P Morgan SP BV – Tencent R Bear CBBC May 2016 A	2015/09/16	2015/09/17
68348	BNP Paribas Arbit Issu B.V. – HSI R Bull CBBC Nov 2016 L	2015/09/16	2015/09/17
68373	J P Morgan SP BV – HSI R Bull CBBC Jul 2016 S	2015/09/16	2015/09/17
68380	J P Morgan SP BV – HSI R Bull CBBC Jun 2016 H	2015/09/16	2015/09/17
68293	UBS AG – HSI R Bear CBBC Dec 2015 G	2015/09/16	2015/09/17
68093	SGA Societe Generale Acceptance N.V.-HSI R Bull CBBC Jul 16Q	2015/09/16	2015/09/17
67995	SGA Societe Generale Acceptance N.V.-HSI R Bear CBBC Apr 16R	2015/09/16	2015/09/17
67996	SGA Societe Generale Acceptance N.V.-HSI R Bear CBBC May 16M	2015/09/16	2015/09/17
67998	Standard Chartered Bank – HSI R Bear CBBC Feb 2016 N	2015/09/16	2015/09/17
67999	Standard Chartered Bank – HSI R Bear CBBC Feb 2016 O	2015/09/16	2015/09/17
68039	BNP Paribas Arbit Issu B.V. – HSI R Bear CBBC Mar 2016 T	2015/09/16	2015/09/17
68040	BNP Paribas Arbit Issu B.V. – HSI R Bear CBBC Mar 2016 W	2015/09/16	2015/09/17
68042	BNP Paribas Arbit Issu B.V. – HSI R Bear CBBC Mar 2016 X	2015/09/16	2015/09/17
68043	J P Morgan SP BV – HSI R Bear CBBC Jan 2016 Y	2015/09/16	2015/09/17
68055	J P Morgan SP BV – HSI R Bear CBBC Jan 2016 E	2015/09/16	2015/09/17
68214	Credit Suisse AG – HSI R Bear CBBC Mar 2016 Q	2015/09/16	2015/09/17
68065	J P Morgan SP BV – HSCEI R Bear CBBC Mar 2016 E	2015/09/16	2015/09/17
68256	Credit Suisse AG – HSI R Bull CBBC May 2016 H	2015/09/16	2015/09/17
68099	SGA Societe Generale Acceptance N.V.-HSI R Bear CBBC May 16N	2015/09/16	2015/09/17
68107	Standard Chartered Bank – HSI R Bull CBBC Jul 2016 Y	2015/09/16	2015/09/17
68122	Standard Chartered Bank – HSI R Bear CBBC Feb 2016 P	2015/09/16	2015/09/17
68135	BNP Paribas Arbit Issu B.V. – HSI R Bull CBBC Dec 2016 X	2015/09/16	2015/09/17
68140	BNP Paribas Arbit Issu B.V. – HSI R Bear CBBC Apr 2016 Y	2015/09/16	2015/09/17
68146	BNP Paribas Arbit Issu B.V. – HSI R Bear CBBC Mar 2016 A	2015/09/16	2015/09/17
68208	Credit Suisse AG – HSI R Bear CBBC Feb 2016 H	2015/09/16	2015/09/17
68212	Credit Suisse AG – HSI R Bear CBBC Feb 2016 R	2015/09/16	2015/09/17
68215	Credit Suisse AG – HSI R Bear CBBC Apr 2016 S	2015/09/16	2015/09/17
68220	Credit Suisse AG – HSI R Bear CBBC Mar 2016 T	2015/09/16	2015/09/17
68233	Standard Chartered Bank – HSI R Bull CBBC Jul 2016 Z	2015/09/16	2015/09/17
68064	J P Morgan SP BV – HSI R Bear CBBC Feb 2016 P	2015/09/16	2015/09/17
63781	HK Bank – Ping An R Bear CBBC Oct 2016 B	2015/09/17	2015/09/18
68354	J P Morgan SP BV – HSI R Bear CBBC Jan 2016 G	2015/09/17	2015/09/18
68643	J P Morgan SP BV – HSI R Bear CBBC Mar 2016 L	2015/09/17	2015/09/18
68641	J P Morgan SP BV – HSI R Bear CBBC Jan 2016 V	2015/09/17	2015/09/18
68636	UBS AG – HSI R Bear CBBC Jan 2016 Y	2015/09/17	2015/09/18
68628	UBS AG – HSI R Bear CBBC Feb 2016 Y	2015/09/17	2015/09/18
68624	UBS AG – HSI R Bear CBBC Jan 2016 F	2015/09/17	2015/09/18
68621	UBS AG – HSI R Bull CBBC Oct 2016 K	2015/09/17	2015/09/18
68149	BNP Paribas Arbit Issu B.V. – HSI R Bear CBBC Apr 2016 Z	2015/09/17	2015/09/18
68221	Credit Suisse AG – HSI R Bear CBBC Apr 2016 L	2015/09/17	2015/09/18
68604	UBS AG – HSI R Bull CBBC Jun 2016 H	2015/09/17	2015/09/18
68596	UBS AG – HSI R Bull CBBC Sep 2016 O	2015/09/17	2015/09/18
68590	Credit Suisse AG – HSI R Bear CBBC May 2016 R	2015/09/17	2015/09/18
68586	Credit Suisse AG – HSI R Bear CBBC Apr 2016 V	2015/09/17	2015/09/18
68280	SGA Societe Generale Acceptance N.V.-HSI R Bear CBBC May 16O	2015/09/17	2015/09/18
62387	Standard Chartered Bank – HSCEI R Bear CBBC Jan 2016 D	2015/09/17	2015/09/18
68496	SGA Societe Generale Acceptance N.V.-HSI R Bear CBBC Apr16 T	2015/09/17	2015/09/18
68566	Credit Suisse AG – HSI R Bull CBBC Jul 2016 V	2015/09/17	2015/09/18
68554	Credit Suisse AG – HSI R Bull CBBC Jul 2016 U	2015/09/17	2015/09/18
68551	Credit Suisse AG – HSI R Bull CBBC Jul 2016 T	2015/09/17	2015/09/18
68521	Standard Chartered Bank – HSI R Bear CBBC Feb 2016 R	2015/09/17	2015/09/18
68520	Standard Chartered Bank – HSI R Bear CBBC Feb 2016 Q	2015/09/17	2015/09/18
68314	UBS AG – HSI R Bear CBBC Dec 2015 V	2015/09/17	2015/09/18
68505	SGA Societe Generale Acceptance N.V.-HSI R Bear CBBC Apr16 U	2015/09/17	2015/09/18
68585	Credit Suisse AG – HSI R Bear CBBC Mar 2016 V	2015/09/17	2015/09/18
68487	SGA Societe Generale Acceptance N.V.-HSI R Bear CBBC May16 P	2015/09/17	2015/09/18
68462	Standard Chartered Bank – HSI R Bull CBBC Jul 2016 A	2015/09/17	2015/09/18
68458	SGA Societe Generale Acceptance N.V.-HSI R Bull CBBC Aug16 M	2015/09/17	2015/09/18
68456	SGA Societe Generale Acceptance N.V.-HSI R Bull CBBC Aug16 L	2015/09/17	2015/09/18
68582	Credit Suisse AG – HSI R Bear CBBC Apr 2016 R	2015/09/17	2015/09/18
68640	J P Morgan SP BV – HSCEI R Bear CBBC Jan 2016 G	2015/09/17	2015/09/18
68507	BNP Paribas Arbit Issu B.V. – HSI R Bear CBBC Apr 2016 M	2015/09/17	2015/09/18

List of expired CBBC, 2015 (continued)

Code	CBBC	Last trading date	Delisted date
68581	Credit Suisse AG – HSI R Bear CBBC May 2016 P	2015/09/17	2015/09/18
68211	Bank of East Asia – China Life R Bull CBBC Sep 2015 A	2015/09/17	2015/09/21
65620	SGA Societe Generale Acceptance N.V.-HSI R Bear CBBC May16 J	2015/09/17	2015/09/18
68773	UBS AG – HSI R Bear CBBC Jan 2016 A	2015/09/18	2015/09/21
61966	UBS AG – HKEx R Bull CBBC Sep 2015 A	2015/09/18	2015/09/22
60151	HK Bank – TCH R Bull CBBC Sep 2015 E	2015/09/18	2015/09/22
66891	HK Bank – TCH R Bull CBBC Sep 2015 B	2015/09/18	2015/09/22
67133	UBS AG – CKH R Bull CBBC Sep 2015 A	2015/09/18	2015/09/22
68774	UBS AG – HSI R Bear CBBC Jan 2016 C	2015/09/18	2015/09/21
65295	UBS AG – HKEx R Bull CBBC Sep 2015 F	2015/09/18	2015/09/22
68767	Credit Suisse AG – HSI R Bear CBBC Feb 2016 T	2015/09/18	2015/09/21
68753	Credit Suisse AG – HSI R Bear CBBC Feb 2016 F	2015/09/18	2015/09/21
68748	Credit Suisse AG – HSI R Bear CBBC Mar 2016 W	2015/09/18	2015/09/21
68751	Credit Suisse AG – HSI R Bear CBBC Apr 2016 W	2015/09/18	2015/09/21
68648	HK Bank – TCH R Bear CBBC Oct 2016 B	2015/09/18	2015/09/21
68660	HK Bank – HSI R Bear CBBC Oct 2016 D	2015/09/18	2015/09/21
68668	SGA Societe Generale Acceptance N.V.-HSI R Bear CBBC Apr16 V	2015/09/18	2015/09/21
68669	SGA Societe Generale Acceptance N.V.-HSI R Bear CBBC Apr16 W	2015/09/18	2015/09/21
68670	SGA Societe Generale Acceptance N.V.-HSI R Bear CBBC Mar16 R	2015/09/18	2015/09/21
68842	UBS AG – China Mobile R Bull CBBC Sep 2015 A	2015/09/18	2015/09/22
68679	Standard Chartered Bank – HSI R Bear CBBC Feb 2016 S	2015/09/18	2015/09/21
68683	J P Morgan SP BV – HSI R Bear CBBC Jan 2016 W	2015/09/18	2015/09/21
68686	J P Morgan SP BV – HSI R Bear CBBC Mar 2016 M	2015/09/18	2015/09/21
62833	UBS AG – HKEx R Bull CBBC Sep 2015 C	2015/09/18	2015/09/22
68382	J P Morgan SP BV – HSI R Bull CBBC Apr 2016 E	2015/09/21	2015/09/22
68454	SGA Societe Generale Acceptance N.V.-HSI R Bull CBBC Aug16 K	2015/09/21	2015/09/22
68797	SGA Societe Generale Acceptance N.V.-HSI R Bear CBBC May16 Q	2015/09/21	2015/09/22
68777	J P Morgan SP BV – HSI R Bull CBBC Aug 2016 O	2015/09/21	2015/09/22
60217	Credit Suisse AG – CSOP A50 ETF R Bear CBBC Sep 2015 B	2015/09/21	2015/09/23
69743	Credit Suisse AG – HKEx R Bear CBBC Sep 2015 B	2015/09/21	2015/09/23
68826	J P Morgan SP BV – HSI R Bear CBBC Feb 2016 Q	2015/09/21	2015/09/22
60220	Credit Suisse AG – A50 China R Bear CBBC Sep 2015 A	2015/09/21	2015/09/23
68758	Credit Suisse AG – HSI R Bull CBBC Mar 2016 Y	2015/09/21	2015/09/22
68527	J P Morgan SP BV – HSI R Bull CBBC Jul 2016 L	2015/09/21	2015/09/22
60224	Credit Suisse AG – A50 China R Bear CBBC Sep 2015 B	2015/09/21	2015/09/23
68567	Credit Suisse AG – HSI R Bull CBBC Jul 2016 W	2015/09/21	2015/09/22
68820	Credit Suisse AG – HSI R Bear CBBC Apr 2016 X	2015/09/21	2015/09/22
68134	BNP Paribas Arbit Issu B.V. – HSI R Bull CBBC Dec 2016 C	2015/09/21	2015/09/22
69696	Credit Suisse AG – China Mobile R Bear CBBC Sep 2015 A	2015/09/21	2015/09/23
68807	BNP Paribas Arbit Issu B.V. – HSI R Bear CBBC Apr 2016 O	2015/09/21	2015/09/22
69698	Credit Suisse AG – TCH R Bear CBBC Sep 2015 A	2015/09/21	2015/09/23
69699	Credit Suisse AG – TCH R Bear CBBC Sep 2015 B	2015/09/21	2015/09/23
69742	Credit Suisse AG – HKEx R Bear CBBC Sep 2015 A	2015/09/21	2015/09/23
68088	SGA Societe Generale Acceptance N.V.-HSI R Bull CBBC Jul 16P	2015/09/21	2015/09/22
68775	UBS AG – HSI R Bull CBBC Jun 2016 S	2015/09/21	2015/09/22
68608	UBS AG – HSI R Bull CBBC Aug 2016 W	2015/09/21	2015/09/22
68709	SGA Societe Generale Acceptance N.V.-HSI R Bull CBBC Jun16 T	2015/09/21	2015/09/22
68759	Credit Suisse AG – HSI R Bull CBBC Mar 2016 Z	2015/09/21	2015/09/22
68253	Credit Suisse AG – HSI R Bull CBBC Apr 2016 H	2015/09/21	2015/09/22
68796	SGA Societe Generale Acceptance N.V.-HSI R Bear CBBC Jun16 A	2015/09/22	2015/09/23
68828	J P Morgan SP BV – HSI R Bear CBBC Feb 2016 T	2015/09/22	2015/09/23
68754	Credit Suisse AG – HSI R Bear CBBC Mar 2016 X	2015/09/22	2015/09/23
67962	HK Bank – China Mobile R Bear CBBC Jul 2016 C	2015/09/22	2015/09/23
60602	Credit Suisse AG – TCH R Bear CBBC Sep 2015 C	2015/09/22	2015/09/24
68850	J P Morgan SP BV – HSI R Bear CBBC Apr 2016 D	2015/09/22	2015/09/23
68878	HK Bank – TCH R Bear CBBC Oct 2016 C	2015/09/22	2015/09/23
68802	Macquarie Bank Ltd. – HSI R Bear CBBC Mar 2016 E	2015/09/22	2015/09/23
68892	Standard Chartered Bank – HSI R Bear CBBC Feb 2016 V	2015/09/22	2015/09/23
68891	Standard Chartered Bank – HSI R Bear CBBC Feb 2016 U	2015/09/22	2015/09/23
68900	Credit Suisse AG – HSI R Bear CBBC Dec 2015 B	2015/09/22	2015/09/23
68924	SGA Societe Generale Acceptance N.V.-HSI R Bear CBBC Jun16 B	2015/09/22	2015/09/23
63403	HK Bank – A50 R Bear CBBC Jul 2016 B	2015/09/22	2015/09/23
68965	J P Morgan SP BV – HSI R Bear CBBC Jan 2016 Z	2015/09/22	2015/09/23
68935	J P Morgan SP BV – HSI R Bear CBBC Apr 2016 E	2015/09/22	2015/09/23
69067	SGA Societe Generale Acceptance N.V.-HSI R Bull CBBC Jul16 U	2015/09/23	2015/09/24
69097	BNP Paribas Arbit Issu B.V. – HSI R Bull CBBC Nov 2016 O	2015/09/23	2015/09/24
69091	UBS AG – HSI R Bull CBBC Aug 2016 Y	2015/09/23	2015/09/24
69089	UBS AG – HSI R Bull CBBC Jul 2016 L	2015/09/23	2015/09/24
68165	BNP Paribas Arbit Issu B.V. – HSCEI R Bull CBBC Dec 2016 F	2015/09/23	2015/09/24
68614	UBS AG – HSI R Bull CBBC Jul 2016 D	2015/09/23	2015/09/24
65182	Credit Suisse AG – HSI R Bull CBBC Mar 2016 C	2015/09/23	2015/09/24
68814	SGA Societe Generale Acceptance N.V.-HSI R Bull CBBC Aug16 N	2015/09/23	2015/09/24
65451	J P Morgan SP BV – HSCEI R Bull CBBC Jul 2016 J	2015/09/23	2015/09/24
65112	Credit Suisse AG – HSI R Bull CBBC Mar 2016 A	2015/09/23	2015/09/24
68818	SGA Societe Generale Acceptance N.V.-HSI R Bull CBBC Aug16 O	2015/09/23	2015/09/24
68100	Standard Chartered Bank – HSI R Bull CBBC Jul 2016 W	2015/09/23	2015/09/24
68821	Credit Suisse AG – HSI R Bull CBBC Jun 2016 L	2015/09/23	2015/09/24
68822	UBS AG – HSI R Bull CBBC Jun 2016 A	2015/09/23	2015/09/24
68219	Credit Suisse AG – HSCEI R Bull CBBC May 2016 C	2015/09/23	2015/09/24
65474	UBS AG – HSI R Bull CBBC Aug 2016 P	2015/09/23	2015/09/24
69066	SGA Societe Generale Acceptance N.V.-HSI R Bull CBBC Jul16 T	2015/09/23	2015/09/24
67916	UBS AG – HSI R Bull CBBC Jun 2016 F	2015/09/23	2015/09/24
65484	UBS AG – HSI R Bull CBBC Jul 2016 N	2015/09/23	2015/09/24
67927	BNP Paribas Arbit Issu B.V. – HSI R Bull CBBC Dec 2016 T	2015/09/23	2015/09/24
69068	UBS AG – HSI R Bear CBBC Dec 2015 B	2015/09/23	2015/09/24
69123	J P Morgan SP BV – HSI R Bull CBBC Oct 2016 K	2015/09/23	2015/09/24
67904	J P Morgan SP BV – HSI R Bull CBBC Mar 2016 Z	2015/09/23	2015/09/24

List of expired CBBC, 2015 (continued)

Code	CBBC	Last trading date	Delisted date
68781	J P Morgan SP BV – HSI R Bull CBBC Oct 2016 I	2015/09/23	2015/09/24
67870	SGA Societe Generale Acceptance N.V.-HSI R Bull CBBC Jun16 P	2015/09/23	2015/09/24
68692	SGA Societe Generale Acceptance N.V.-HSI R Bull CBBC Jul16 S	2015/09/23	2015/09/24
67830	Credit Suisse AG – HSI R Bull CBBC Mar 2016 X	2015/09/23	2015/09/24
67992	HK Bank – HSI R Bull CBBC Oct 2016 J	2015/09/23	2015/09/24
67795	Credit Suisse AG – HSI R Bull CBBC Apr 2016 O	2015/09/23	2015/09/24
64465	HK Bank – CNOOC R Bull CBBC Dec 2016 D	2015/09/23	2015/09/24
68766	Credit Suisse AG – HSI R Bull CBBC Mar 2016 I	2015/09/23	2015/09/24
68125	BNP Paribas Arbit Issu B.V. – HSI R Bull CBBC Dec 2016 U	2015/09/23	2015/09/24
68618	UBS AG – HSI R Bull CBBC Jul 2016 E	2015/09/23	2015/09/24
69099	BNP Paribas Arbit Issu B.V. – HSI R Bull CBBC Dec 2016 G	2015/09/23	2015/09/24
69120	J P Morgan SP BV – HSI R Bull CBBC Sep 2016 J	2015/09/23	2015/09/24
68616	UBS AG – HSI R Bull CBBC Aug 2016 X	2015/09/23	2015/09/24
68080	SGA Societe Generale Acceptance N.V.-HSI R Bull CBBC Jul 16O	2015/09/23	2015/09/24
68799	Standard Chartered Bank – HSI R Bull CBBC Jul 2016 M	2015/09/23	2015/09/24
65080	BNP Paribas Arbit Issu B.V. – HSI R Bull CBBC Nov 2016 G	2015/09/23	2015/09/24
69104	BNP Paribas Arbit Issu B.V. – HSI R Bull CBBC Nov 2016 P	2015/09/23	2015/09/24
65510	J P Morgan SP BV – HSI R Bull CBBC Apr 2016 A	2015/09/23	2015/09/24
68102	Standard Chartered Bank – HSI R Bull CBBC Jul 2016 X	2015/09/23	2015/09/24
68238	Credit Suisse AG – HSI R Bull CBBC May 2016 Z	2015/09/23	2015/09/24
69130	J P Morgan SP BV – HSI R Bull CBBC Dec 2016 F	2015/09/23	2015/09/24
68506	BNP Paribas Arbit Issu B.V. – HSI R Bull CBBC Nov 2016 M	2015/09/23	2015/09/24
65708	BNP Paribas Arbit Issu B.V. – HSI R Bull CBBC Nov 2016 I	2015/09/23	2015/09/24
68422	HK Bank – BOCL R Bull CBBC Aug 2016 E	2015/09/23	2015/09/24
68432	HK Bank – HKEX R Bull CBBC Sep 2016 E	2015/09/23	2015/09/24
68249	Credit Suisse AG – HSI R Bull CBBC Jun 2016 N	2015/09/23	2015/09/24
68887	Standard Chartered Bank – HSI R Bull CBBC Jul 2016 L	2015/09/23	2015/09/24
65792	UBS AG – HSI R Bull CBBC Jul 2016 B	2015/09/23	2015/09/24
68483	Standard Chartered Bank – HSI R Bull CBBC Jul 2016 B	2015/09/23	2015/09/24
68486	Standard Chartered Bank – HSI R Bull CBBC Jul 2016 C	2015/09/23	2015/09/24
68405	HK Bank – HSCEI R Bull CBBC Dec 2016 D	2015/09/23	2015/09/24
65910	Credit Suisse AG – HSI R Bull CBBC May 2016 U	2015/09/23	2015/09/24
68444	SGA Societe Generale Acceptance N.V.-HSI R Bull CBBC Jun16 R	2015/09/23	2015/09/24
68898	SGA Societe Generale Acceptance N.V.-HSI R Bull CBBC Sep16 J	2015/09/23	2015/09/24
68698	SGA Societe Generale Acceptance N.V.-HSI R Bull CBBC Jun16 S	2015/09/23	2015/09/24
68529	J P Morgan SP BV – HSI R Bull CBBC Aug 2016 N	2015/09/23	2015/09/24
68541	J P Morgan SP BV – HSI R Bull CBBC Jul 2016 Q	2015/09/23	2015/09/24
69131	Standard Chartered Bank – HSI R Bull CBBC Jul 2016 P	2015/09/23	2015/09/24
65993	J P Morgan SP BV – HSI R Bull CBBC Apr 2016 B	2015/09/23	2015/09/24
68571	Credit Suisse AG – HSI R Bull CBBC Jul 2016 X	2015/09/23	2015/09/24
68572	Credit Suisse AG – HSI R Bull CBBC Jul 2016 Y	2015/09/23	2015/09/24
68579	Credit Suisse AG – HSI R Bull CBBC Jul 2016 Z	2015/09/23	2015/09/24
65908	Credit Suisse AG – HSI R Bull CBBC Apr 2016 Y	2015/09/23	2015/09/24
68894	J P Morgan SP BV – HSI R Bull CBBC Sep 2016 I	2015/09/23	2015/09/24
68854	J P Morgan SP BV – HSI R Bull CBBC Apr 2016 F	2015/09/23	2015/09/24
68453	SGA Societe Generale Acceptance N.V.-HSI R Bull CBBC Aug16 J	2015/09/23	2015/09/24
69062	Credit Suisse AG – HSI R Bull CBBC Jun 2016 P	2015/09/23	2015/09/24
68397	HK Bank – HSI R Bull CBBC Dec 2016 J	2015/09/23	2015/09/24
69003	Credit Suisse AG – HSI R Bear CBBC Dec 2015 C	2015/09/23	2015/09/24
68332	UBS AG – HSI R Bull CBBC Jun 2016 N	2015/09/23	2015/09/24
69061	Credit Suisse AG – HSI R Bull CBBC Jun 2016 M	2015/09/23	2015/09/24
68337	UBS AG – HSCEI R Bull CBBC Oct 2016 C	2015/09/23	2015/09/24
68331	UBS AG – HSI R Bull CBBC Sep 2016 N	2015/09/23	2015/09/24
68688	Standard Chartered Bank – HSI R Bull CBBC Jul 2016 G	2015/09/23	2015/09/24
69065	Credit Suisse AG – HSI R Bull CBBC Jun 2016 Q	2015/09/23	2015/09/24
68386	J P Morgan SP BV – HSI R Bull CBBC Aug 2016 M	2015/09/23	2015/09/24
65618	SGA Societe Generale Acceptance N.V.-HSI R Bull CBBC May16 A	2015/09/23	2015/09/24
68899	Credit Suisse AG – HSI R Bull CBBC Feb 2016 E	2015/09/23	2015/09/24
68992	J P Morgan SP BV – HSI R Bear CBBC Dec 2015 Y	2015/09/23	2015/09/24
68390	Macquarie Bank Ltd. – HSI R Bull CBBC Mar 2016 E	2015/09/23	2015/09/24
68333	UBS AG – HSI R Bull CBBC Aug 2016 V	2015/09/23	2015/09/24
69192	SGA Societe Generale Acceptance N.V.-HSI R Bull CBBC Jun16 U	2015/09/24	2015/09/25
69191	Standard Chartered Bank – HSI R Bull CBBC Jul 2016 R	2015/09/24	2015/09/25
69194	SGA Societe Generale Acceptance N.V.-HSI R Bull CBBC Aug16 P	2015/09/24	2015/09/25
69320	UBS AG – HSI R Bull CBBC Jul 2016 O	2015/09/24	2015/09/25
69311	UBS AG – HSCEI R Bull CBBC Jun 2016 E	2015/09/24	2015/09/25
69329	J P Morgan SP BV – HSI R Bull CBBC Nov 2016 J	2015/09/24	2015/09/25
69319	UBS AG – HSI R Bull CBBC Jun 2016 T	2015/09/24	2015/09/25
69198	Standard Chartered Bank – China Life R Bull CBBC Aug 2016 A	2015/09/24	2015/09/25
69207	Standard Chartered Bank – HSI R Bull CBBC Jul 2016 Y	2015/09/24	2015/09/25
69289	Credit Suisse AG – HSI R Bull CBBC May 2016 J	2015/09/24	2015/09/25
69242	BNP Paribas Arbit Issu B.V. – HS H ETF R Bull CBBC Jan 2016J	2015/09/24	2015/09/25
69262	Credit Suisse AG – HSI R Bull CBBC May 2016 I	2015/09/24	2015/09/25
69330	J P Morgan SP BV – HSI R Bull CBBC Oct 2016 L	2015/09/24	2015/09/25
69293	Credit Suisse AG – HSI R Bull CBBC May 2016 K	2015/09/24	2015/09/25
69261	Credit Suisse AG – HSI R Bull CBBC May 2016 E	2015/09/24	2015/09/25
69223	BNP Paribas Arbit Issu B.V. – HSI R Bull CBBC Dec 2016 K	2015/09/24	2015/09/25
69142	HK Bank – HSCEI R Bull CBBC Oct 2016 G	2015/09/24	2015/09/25
69177	HK Bank – HSI R Bull CBBC Sep 2016 O	2015/09/24	2015/09/25
69173	HK Bank – CSOP A50 ETF R Bull CBBC May 2016 G	2015/09/24	2015/09/25
69327	UBS AG – HSI R Bull CBBC Aug 2016 Z	2015/09/24	2015/09/25
69153	HK Bank – TCH R Bull CBBC Sep 2016 C	2015/09/24	2015/09/25
65421	Credit Suisse AG – HSI R Bear CBBC Sep 2015 Q	2015/09/25	2015/09/30
69750	J P Morgan SP BV – HSI R Bear CBBC Sep 2015 Y	2015/09/25	2015/09/30
68690	Standard Chartered Bank – HSI R Bull CBBC Jul 2016 I	2015/09/25	2015/09/29
67256	SGA Societe Generale Acceptance N.V.-HSI R Bear CBBC Sep15 T	2015/09/25	2015/09/30
69339	Credit Suisse AG – HSI R Bear CBBC Sep 2015 U	2015/09/25	2015/09/30

List of expired CBBC, 2015 (continued)

Code	CBBC	Last trading date	Delisted date
67203	UBS AG – HSI R Bear CBBC Sep 2015 I	2015/09/25	2015/09/30
69316	Credit Suisse AG – HSI R Bear CBBC Sep 2015 T	2015/09/25	2015/09/30
69645	BNP Paribas Arbit Issu B.V. –CSOP A50 ETF R Bear CBBC Sep15C	2015/09/25	2015/09/30
65417	Credit Suisse AG – HSI R Bear CBBC Sep 2015 P	2015/09/25	2015/09/30
65406	Standard Chartered Bank – HSI R Bear CBBC Sep 2015 E	2015/09/25	2015/09/30
65422	Credit Suisse AG – HSI R Bear CBBC Sep 2015 S	2015/09/25	2015/09/30
69891	BNP Paribas Arbit Issu B.V. – HSI R Bear CBBC Sep 2015 U	2015/09/25	2015/09/30
65469	SGA Societe Generale Acceptance N.V.-CSA50 R Bull CBBC Sep15A	2015/09/25	2015/09/30
69886	BNP Paribas Arbit Issu B.V. – HSI R Bear CBBC Sep 2015 T	2015/09/25	2015/09/30
69885	BNP Paribas Arbit Issu B.V. – HSI R Bear CBBC Sep 2015 S	2015/09/25	2015/09/30
69884	BNP Paribas Arbit Issu B.V. – HSI R Bear CBBC Sep 2015 R	2015/09/25	2015/09/30
69341	SGA Societe Generale Acceptance N.V.-HSI R Bull CBBC Aug16 Q	2015/09/25	2015/09/29
69383	Standard Chartered Bank – HSI R Bull CBBC Aug 2016 M	2015/09/25	2015/09/29
68237	Credit Suisse AG – HSI R Bull CBBC Jun 2016 K	2015/09/25	2015/09/29
65399	Standard Chartered Bank – HSI R Bear CBBC Sep 2015 C	2015/09/25	2015/09/30
65400	Standard Chartered Bank – HSI R Bear CBBC Sep 2015 D	2015/09/25	2015/09/30
65761	Standard Chartered Bank – HSI R Bear CBBC Sep 2015 F	2015/09/25	2015/09/30
69745	Standard Chartered Bank – HSI R Bear CBBC Sep 2015 U	2015/09/25	2015/09/30
68563	Macquarie Bank Ltd. – HSI R Bear CBBC Sep 2015 F	2015/09/25	2015/09/30
69492	Credit Suisse AG – HSI R Bear CBBC Sep 2015 V	2015/09/25	2015/09/30
69900	BNP Paribas Arbit Issu B.V. – HSI R Bear CBBC Sep 2015 W	2015/09/25	2015/09/30
69894	BNP Paribas Arbit Issu B.V. – HSI R Bear CBBC Sep 2015 V	2015/09/25	2015/09/30
69482	BNP Paribas Arbit Issu B.V. – HSI R Bear CBBC Sep 2015 Q	2015/09/25	2015/09/30
69779	SGA Societe Generale Acceptance N.V.-HSI R Bear CBBC Sep15 Q	2015/09/25	2015/09/30
67577	Credit Suisse AG – HSI R Bear CBBC Sep 2015 E	2015/09/25	2015/09/30
68416	HK Bank – TCH R Bull CBBC Jul 2016 L	2015/09/25	2015/09/29
69470	UBS AG – HSI R Bear CBBC Sep 2015 E	2015/09/25	2015/09/30
69308	Credit Suisse AG – HSCEI R Bear CBBC Sep 2015 C	2015/09/25	2015/09/30
65597	UBS AG – HSI R Bear CBBC Sep 2015 T	2015/09/25	2015/09/30
65591	UBS AG – HSI R Bear CBBC Sep 2015 N	2015/09/25	2015/09/30
65584	UBS AG – HSI R Bear CBBC Sep 2015 X	2015/09/25	2015/09/30
65580	UBS AG – HSI R Bear CBBC Sep 2015 W	2015/09/25	2015/09/30
67841	J P Morgan SP BV – HSI R Bear CBBC Sep 2015 E	2015/09/25	2015/09/30
65579	UBS AG – HSI R Bear CBBC Sep 2015 V	2015/09/25	2015/09/30
65578	UBS AG – HSI R Bear CBBC Sep 2015 U	2015/09/25	2015/09/30
67144	Standard Chartered Bank – HSI R Bear CBBC Sep 2015 K	2015/09/25	2015/09/30
68565	Standard Chartered Bank – HSI R Bear CBBC Sep 2015 R	2015/09/25	2015/09/30
69479	BNP Paribas Arbit Issu B.V. – HSI R Bear CBBC Sep 2015 P	2015/09/25	2015/09/30
65249	Credit Suisse AG – HSI R Bear CBBC Sep 2015 M	2015/09/25	2015/09/30
67505	Standard Chartered Bank – HSI R Bear CBBC Sep 2015 L	2015/09/25	2015/09/30
61643	Credit Suisse AG – HSI R Bear CBBC Sep 2015 J	2015/09/25	2015/09/30
61639	Credit Suisse AG – HSI R Bear CBBC Sep 2015 I	2015/09/25	2015/09/30
69667	UBS AG – HSI R Bear CBBC Sep 2015 G	2015/09/25	2015/09/30
69672	UBS AG – HSI R Bear CBBC Sep 2015 H	2015/09/25	2015/09/30
67128	Credit Suisse AG – HSCEI R Bear CBBC Sep 2015 G	2015/09/25	2015/09/30
66837	Credit Suisse AG – HSI R Bull CBBC Sep 2015 B	2015/09/25	2015/09/30
66647	HK Bank – TCH R Bull CBBC Sep 2015 A	2015/09/25	2015/09/30
67053	UBS AG – HSI R Bear CBBC Sep 2015 L	2015/09/25	2015/09/30
67912	Macquarie Bank Ltd. – HSI R Bear CBBC Sep 2015 E	2015/09/25	2015/09/30
65275	J P Morgan SP BV – HSI R Bear CBBC Sep 2015 R	2015/09/25	2015/09/30
68980	UBS AG – HSCEI R Bear CBBC Sep 2015 A	2015/09/25	2015/09/30
67853	SGA Societe Generale Acceptance N.V.-HSI R Bull CBBC Jun16 O	2015/09/25	2015/09/29
67571	Credit Suisse AG – HSI R Bear CBBC Sep 2015 D	2015/09/25	2015/09/30
67926	BNP Paribas Arbit Issu B.V. – HSI R Bull CBBC Dec 2016 S	2015/09/25	2015/09/29
61367	Credit Suisse AG – HSI R Bear CBBC Sep 2015 Y	2015/09/25	2015/09/30
69054	SGA Societe Generale Acceptance N.V.- TCH R Bull CBBC Sep15A	2015/09/25	2015/09/30
69800	J P Morgan SP BV – HSI R Bear CBBC Sep 2015 C	2015/09/25	2015/09/30
67905	J P Morgan SP BV – HSI R Bull CBBC Apr 2016 D	2015/09/25	2015/09/29
68968	UBS AG – HSI R Bear CBBC Sep 2015 C	2015/09/25	2015/09/30
65273	Standard Chartered Bank – HSI R Bear CBBC Sep 2015 B	2015/09/25	2015/09/30
60280	SGA Societe Generale Acceptance N.V.- TCH R Bull CBBC Sep15B	2015/09/25	2015/09/30
68971	UBS AG – HSI R Bear CBBC Sep 2015 D	2015/09/25	2015/09/30
69705	BNP Paribas Arbit Issu B.V. –CSOP A50 ETF R Bear CBBC Sep15D	2015/09/25	2015/09/30
69193	BNP Paribas Arbit Issu B.V. – HSI R Bear CBBC Sep 2015 M	2015/09/25	2015/09/30
69185	BNP Paribas Arbit Issu B.V. – HSI R Bear CBBC Sep 2015 L	2015/09/25	2015/09/30
69388	Credit Suisse AG – HSI R Bull CBBC May 2016 A	2015/09/25	2015/09/29
69389	J P Morgan SP BV – HSI R Bull CBBC Aug 2016 R	2015/09/25	2015/09/29
65386	SGA Societe Generale Acceptance N.V.-HSI R Bear CBBC Sep15 R	2015/09/25	2015/09/30
61407	Credit Suisse AG – HSI R Bear CBBC Sep 2015 C	2015/09/25	2015/09/30
65274	J P Morgan SP BV – HSI R Bear CBBC Sep 2015 Q	2015/09/25	2015/09/30
69404	UBS AG – HSI R Bull CBBC Jul 2016 P	2015/09/25	2015/09/29
69387	Credit Suisse AG – HSI R Bull CBBC May 2016 M	2015/09/25	2015/09/29
65384	SGA Societe Generale Acceptance N.V.-HSI R Bear CBBC Sep15 L	2015/09/25	2015/09/30
65379	SGA Societe Generale Acceptance N.V.-HSI R Bear CBBC Sep15 K	2015/09/25	2015/09/30
61406	Credit Suisse AG – HSI R Bear CBBC Sep 2015 Z	2015/09/25	2015/09/30
67162	UBS AG – HSI R Bull CBBC Sep 2015 A	2015/09/25	2015/09/30
67340	J P Morgan SP BV – HSI R Bear CBBC Sep 2015 B	2015/09/25	2015/09/30
65362	J P Morgan SP BV – HSI R Bear CBBC Sep 2015 T	2015/09/25	2015/09/30
65360	J P Morgan SP BV – HSI R Bear CBBC Sep 2015 S	2015/09/25	2015/09/30
67352	UBS AG – HSI R Bear CBBC Sep 2015 M	2015/09/25	2015/09/30
65291	UBS AG – HSI R Bear CBBC Sep 2015 S	2015/09/25	2015/09/30
69403	UBS AG – HSI R Bull CBBC Jun 2016 B	2015/09/25	2015/09/29
67568	Credit Suisse AG – HSI R Bear CBBC Sep 2015 B	2015/09/25	2015/09/30
61471	SGA Societe Generale Acceptance N.V.-HKEx R Bull CBBC Sep15A	2015/09/25	2015/09/30
61696	BNP Paribas Arbit Issu B.V. – HSI R Bear CBBC Sep 2015 C	2015/09/25	2015/09/30
60078	BNP Paribas Arbit Issu B.V. – HSI R Bear CBBC Sep 2015 Y	2015/09/25	2015/09/30
66317	Standard Chartered Bank – HSI R Bear CBBC Sep 2015 H	2015/09/25	2015/09/30

List of expired CBBC, 2015 (continued)

Code	CBBC	Last trading date	Delisted date
69892	J P Morgan SP BV – HSI R Bear CBBC Sep 2015 K	2015/09/25	2015/09/30
66389	Credit Suisse AG – HSI R Bear CBBC Sep 2015 F	2015/09/25	2015/09/30
66599	J P Morgan SP BV – HSI R Bear CBBC Sep 2015 Z	2015/09/25	2015/09/30
60082	BNP Paribas Arbit Issu B.V. – HSI R Bear CBBC Sep 2015 A	2015/09/25	2015/09/30
61716	BNP Paribas Arbit Issu B.V. – HSI R Bear CBBC Sep 2015 D	2015/09/25	2015/09/30
60083	BNP Paribas Arbit Issu B.V. – HSI R Bear CBBC Sep 2015 B	2015/09/25	2015/09/30
67041	UBS AG – HSI R Bear CBBC Sep 2015 K	2015/09/25	2015/09/30
61717	BNP Paribas Arbit Issu B.V. – HSI R Bear CBBC Sep 2015 E	2015/09/25	2015/09/30
69950	J P Morgan SP BV – HSI R Bear CBBC Sep 2015 M	2015/09/25	2015/09/30
61745	J P Morgan SP BV – HSI R Bear CBBC Sep 2015 H	2015/09/25	2015/09/30
66095	Credit Suisse AG – HSI R Bear CBBC Sep 2015 N	2015/09/25	2015/09/30
65956	Macquarie Bank Ltd. – HSI R Bear CBBC Sep 2015 D	2015/09/25	2015/09/30
66749	Standard Chartered Bank – HSI R Bear CBBC Sep 2015 I	2015/09/25	2015/09/30
66307	SGA Societe Generale Acceptance N.V.-HSI R Bear CBBC Sep15 S	2015/09/25	2015/09/30
69251	Credit Suisse AG – China Life R Bull CBBC May 2016 B	2015/09/25	2015/09/29
68783	J P Morgan SP BV – HSI R Bull CBBC Aug 2016 P	2015/09/25	2015/09/29
66381	Credit Suisse AG – HSI R Bear CBBC Sep 2015 X	2015/09/25	2015/09/30
69298	BNP Paribas Arbit Issu B.V. -CSOP A50 ETF R Bear CBBC Sep15B	2015/09/25	2015/09/30
66374	Credit Suisse AG – HSI R Bear CBBC Sep 2015 W	2015/09/25	2015/09/30
66458	UBS AG – HSI R Bear CBBC Sep 2015 B	2015/09/25	2015/09/30
63095	HK Bank – HKEx R Bull CBBC Sep 2015 E	2015/09/25	2015/09/30
61916	SGA Societe Generale Acceptance N.V.-HSI R Bear CBBC Sep15 A	2015/09/25	2015/09/30
60079	BNP Paribas Arbit Issu B.V. – HSI R Bear CBBC Sep 2015 Z	2015/09/25	2015/09/30
60557	HK Bank – HKEx R Bull CBBC Sep 2015 A	2015/09/25	2015/09/30
66692	UBS AG – HSCEI R Bear CBBC Sep 2015 E	2015/09/25	2015/09/30
64961	Macquarie Bank Ltd. – HSI R Bull CBBC Mar 2016 B	2015/09/25	2015/09/29
66511	UBS AG – HSI R Bear CBBC Sep 2015 F	2015/09/25	2015/09/30
61749	J P Morgan SP BV – HSI R Bear CBBC Sep 2015 I	2015/09/25	2015/09/30
69258	Credit Suisse AG – CRRR R Bull CBBC May 2016 A	2015/09/25	2015/09/29
60278	HK Bank – CKH R Bull CBBC Sep 2015 A	2015/09/25	2015/09/30
69259	Credit Suisse AG – TCH R Bull CBBC Apr 2016 A	2015/09/25	2015/09/29
67991	BNP Paribas Arbit Issu B.V. -CSOP A50 ETF R Bear CBBC Sep15A	2015/09/25	2015/09/30
66349	Credit Suisse AG – HSI R Bear CBBC Sep 2015 R	2015/09/25	2015/09/30
69777	SGA Societe Generale Acceptance N.V.-HSI R Bear CBBC Sep15 P	2015/09/25	2015/09/30
67547	BNP Paribas Arbit Issu B.V. – HSI R Bear CBBC Sep 2015 N	2015/09/25	2015/09/30
62295	HK Bank – AIA R Bull CBBC Sep 2015 B	2015/09/25	2015/09/30
66783	Credit Suisse AG – HSI R Bear CBBC Sep 2015 K	2015/09/25	2015/09/30
65896	Standard Chartered Bank – HSI R Bear CBBC Sep 2015 G	2015/09/25	2015/09/30
65811	J P Morgan SP BV – HSI R Bear CBBC Sep 2015 V	2015/09/25	2015/09/30
65832	UBS AG – HSI R Bear CBBC Sep 2015 A	2015/09/25	2015/09/30
69826	J P Morgan SP BV – HSI R Bear CBBC Sep 2015 D	2015/09/25	2015/09/30
66796	Credit Suisse AG – HSI R Bear CBBC Sep 2015 L	2015/09/25	2015/09/30
65830	UBS AG – HSI R Bear CBBC Sep 2015 Z	2015/09/25	2015/09/30
68731	Credit Suisse AG – CSOP A50 ETF R Bull CBBC Jun 2016 A	2015/09/25	2015/09/29
69906	BNP Paribas Arbit Issu B.V. – HSI R Bear CBBC Sep 2015 X	2015/09/25	2015/09/30
65943	Macquarie Bank Ltd. – HSI R Bear CBBC Sep 2015 C	2015/09/25	2015/09/30
65826	UBS AG – HSI R Bear CBBC Sep 2015 Y	2015/09/25	2015/09/30
69770	SGA Societe Generale Acceptance N.V.-HSI R Bear CBBC Sep15 O	2015/09/25	2015/09/30
66877	BNP Paribas Arbit Issu B.V. – HSI R Bear CBBC Sep 2015 K	2015/09/25	2015/09/30
65865	UBS AG – HSI R Bull CBBC Jun 2016 L	2015/09/25	2015/09/29
65804	J P Morgan SP BV – HSI R Bear CBBC Sep 2015 U	2015/09/25	2015/09/30
66752	Standard Chartered Bank – HSI R Bear CBBC Sep 2015 J	2015/09/25	2015/09/30
69538	UBS AG – HSI R Bull CBBC Jun 2016 J	2015/09/29	2015/09/30
69512	J P Morgan SP BV – HSCEI R Bull CBBC Sep 2016 C	2015/09/29	2015/09/30
67135	J P Morgan SP BV – HSI R Bull CBBC Apr 2016 C	2015/09/29	2015/09/30
63776	HK Bank – AIA R Bull CBBC Sep 2016 E	2015/09/29	2015/09/30
67943	HK Bank – HSI R Bull CBBC Sep 2016 N	2015/09/29	2015/09/30
69537	UBS AG – HSI R Bull CBBC Aug 2016 E	2015/09/29	2015/09/30
68620	UBS AG – HSI R Bull CBBC Jul 2016 I	2015/09/29	2015/09/30
64400	HK Bank – Sinopec Corp R Bull CBBC Dec 2016 C	2015/09/29	2015/09/30
68549	J P Morgan SP BV – HSI R Bull CBBC Oct 2016 H	2015/09/29	2015/09/30
67955	HK Bank – HSCEI R Bull CBBC Sep 2016 F	2015/09/29	2015/09/30
67413	HK Bank – Minsheng Bank R Bull CBBC Sep 2015 A	2015/09/29	2015/10/02
68788	J P Morgan SP BV – HSI R Bull CBBC Sep 2016 H	2015/09/29	2015/09/30
69155	HK Bank – HKEx R Bull CBBC Sep 2016 F	2015/09/29	2015/09/30
69160	HK Bank – Ping An R Bull CBBC Oct 2016 H	2015/09/29	2015/09/30
67924	BNP Paribas Arbit Issu B.V. – HSI R Bull CBBC Dec 2016 R	2015/09/29	2015/09/30
63752	HK Bank – HSI R Bull CBBC Sep 2016 L	2015/09/29	2015/09/30
67922	UBS AG – HSI R Bull CBBC Jun 2016 G	2015/09/29	2015/09/30
68931	J P Morgan SP BV – HSI R Bull CBBC Nov 2016 I	2015/09/29	2015/09/30
67921	UBS AG – HSI R Bull CBBC Aug 2016 T	2015/09/29	2015/09/30
67919	UBS AG – HSI R Bull CBBC Aug 2016 S	2015/09/29	2015/09/30
62989	HK Bank – CITIC Sec R Bull CBBC Jul 2016 C	2015/09/29	2015/09/30
64483	Standard Chartered Bank – HSI R Bull CBBC Jul 2016 Q	2015/09/29	2015/09/30
64243	J P Morgan SP BV – CSOP A50 ETF R Bull CBBC Jul 2016 D	2015/09/29	2015/09/30
61126	SGA Societe Generale Acceptance N.V.-HSI R Bull CBBC May16 W	2015/09/29	2015/09/30
61128	SGA Societe Generale Acceptance N.V.-HSI R Bull CBBC Mar16 J	2015/09/29	2015/09/30
68853	J P Morgan SP BV – HSI R Bull CBBC Aug 2016 Q	2015/09/29	2015/09/30
63429	J P Morgan SP BV – HSI R Bull CBBC Aug 2016 J	2015/09/29	2015/09/30
64988	Bank of East Asia – COVS R Bull CBBC Sep 2015 A	2015/09/29	2015/10/02
63873	Bank of East Asia – PetCh R Bull CBBC Dec 2016 A	2015/09/29	2015/09/30
63408	Standard Chartered Bank – HSI R Bull CBBC Jul 2016 J	2015/09/29	2015/09/30
64021	UBS AG – HSI R Bull CBBC Jun 2016 M	2015/09/29	2015/09/30
68989	Standard Chartered Bank – HSI R Bull CBBC Jul 2016 O	2015/09/29	2015/09/30
68425	HK Bank – China Life R Bull CBBC Aug 2016 D	2015/09/29	2015/09/30
63296	UBS AG – HSI R Bull CBBC Jul 2016 G	2015/09/29	2015/09/30
68012	Standard Chartered Bank – HSCEI R Bull CBBC Jul 2016 D	2015/09/29	2015/09/30

List of expired CBBC, 2015 (continued)

Code	CBBC	Last trading date	Delisted date
68431	HK Bank – CC Bank R Bull CBBC Aug 2016 E	2015/09/29	2015/09/30
61344	BNP Paribas Arbit Issu B.V. – HSI R Bull CBBC Dec 2016 Y	2015/09/29	2015/09/30
67027	J P Morgan SP BV – HSI R Bull CBBC Dec 2015 B	2015/09/29	2015/09/30
63054	J P Morgan SP BV – HSI R Bull CBBC Jul 2016 I	2015/09/29	2015/09/30
68066	SGA Societe Generale Acceptance N.V.-HSI R Bull CBBC Jun 16Q	2015/09/29	2015/09/30
68934	J P Morgan SP BV – HSI R Bull CBBC Oct 2016 J	2015/09/29	2015/09/30
68217	Credit Suisse AG – HSCEI R Bull CBBC May 2016 B	2015/09/29	2015/09/30
63717	Credit Suisse AG – HKEx R Bull CBBC Sep 2015 B	2015/09/29	2015/10/02
67557	HK Bank – CNOOC R Bull CBBC Dec 2016 A	2015/09/29	2015/09/30
60669	SGA Societe Generale Acceptance N.V.-HSI R Bull CBBC May16 R	2015/09/29	2015/09/30
68183	BNP Paribas Arbit Issu B.V. – TCH R Bull CBBC Sep 2016 B	2015/09/29	2015/09/30
68890	Standard Chartered Bank – HSI R Bull CBBC Jul 2016 N	2015/09/29	2015/09/30
67088	HK Bank – Sands China R Bull CBBC Nov 2015 A	2015/09/29	2015/09/30
68884	HK Bank – CM Bank R Bull CBBC Oct 2016 B	2015/09/29	2015/09/30
68162	BNP Paribas Arbit Issu B.V. – HSCEI R Bull CBBC Nov 2016 F	2015/09/29	2015/09/30
68436	HK Bank – CSOP A50 ETF R Bull CBBC Jul 2016 G	2015/09/29	2015/09/30
63710	Credit Suisse AG – HKEx R Bull CBBC Sep 2015 A	2015/09/29	2015/10/02
68461	Standard Chartered Bank – HKEx R Bull CBBC Aug 2016 B	2015/09/29	2015/09/30
67407	Credit Suisse AG – HSI R Bull CBBC May 2016 Y	2015/09/29	2015/09/30
65616	SGA Societe Generale Acceptance N.V.-HSI R Bull CBBC Jun16 L	2015/09/29	2015/09/30
68738	Credit Suisse AG – HKEx R Bull CBBC May 2016 A	2015/09/29	2015/09/30
67383	BNP Paribas Arbit Issu B.V. – HSI R Bull CBBC Nov 2016 J	2015/09/29	2015/09/30
65522	J P Morgan SP BV – HSI R Bull CBBC Nov 2016 F	2015/09/29	2015/09/30
65511	J P Morgan SP BV – HSI R Bull CBBC Jul 2016 O	2015/09/29	2015/09/30
65820	HK Bank – CM Bank R Bull CBBC Sep 2015 A	2015/09/29	2015/10/02
67400	J P Morgan SP BV – HSI R Bull CBBC Sep 2016 G	2015/09/29	2015/09/30
69253	Credit Suisse AG – CCB R Bull CBBC May 2016 A	2015/09/29	2015/09/30
67406	Credit Suisse AG – HSI R Bull CBBC May 2016 X	2015/09/29	2015/09/30
66957	UBS AG – HSI R Bull CBBC Sep 2016 L	2015/09/29	2015/09/30
67465	UBS AG – HSI R Bull CBBC Jun 2016 Z	2015/09/29	2015/09/30
67469	UBS AG – HSI R Bull CBBC Jun 2016 E	2015/09/29	2015/09/30
69414	BNP Paribas Arbit Issu B.V. – HSI R Bull CBBC Dec 2016 N	2015/09/29	2015/09/30
69416	SGA Societe Generale Acceptance N.V.-HSI R Bull CBBC Sep16 K	2015/09/29	2015/09/30
68655	HK Bank – HSI R Bull CBBC Nov 2016 J	2015/09/29	2015/09/30
60016	Credit Suisse AG – HSI R Bull CBBC Jul 2016 K	2015/09/29	2015/09/30
62834	UBS AG – HSI R Bull CBBC Aug 2016 J	2015/09/29	2015/09/30
67405	Credit Suisse AG – HSI R Bull CBBC May 2016 W	2015/09/29	2015/09/30
64931	HK Bank – COVS R Bull CBBC Sep 2015 A	2015/09/29	2015/10/02
66006	J P Morgan SP BV – HSI R Bull CBBC Jul 2016 N	2015/09/29	2015/09/30
66069	J P Morgan SP BV – HSCEI R Bull CBBC Jul 2016 K	2015/09/29	2015/09/30
66216	Standard Chartered Bank – HSI R Bull CBBC Jul 2016 U	2015/09/29	2015/09/30
65940	Credit Suisse AG – HSI R Bull CBBC Apr 2016 Z	2015/09/29	2015/09/30
63604	BNP Paribas Arbit Issu B.V. – HSI R Bull CBBC Jan 2016 D	2015/09/29	2015/09/30
65911	Credit Suisse AG – HSI R Bull CBBC Mar 2016 E	2015/09/29	2015/09/30
66342	J P Morgan SP BV – HSI R Bull CBBC Jun 2016 Z	2015/09/29	2015/09/30
65698	BNP Paribas Arbit Issu B.V. – HSI R Bull CBBC Dec 2016 J	2015/09/29	2015/09/30
62315	SGA Societe Generale Acceptance N.V.-HSI R Bull CBBC Jun16 H	2015/09/29	2015/09/30
65706	BNP Paribas Arbit Issu B.V. – HSI R Bull CBBC Nov 2016 H	2015/09/29	2015/09/30
65868	UBS AG – HSI R Bull CBBC Aug 2016 Q	2015/09/29	2015/09/30
66533	BNP Paribas Arbit Issu B.V. – Petroch R Bull CBBC Jan 2016 E	2015/09/29	2015/09/30
66694	Credit Suisse AG – HSI R Bull CBBC Jun 2016 H	2015/09/29	2015/09/30
66737	Credit Suisse AG – HSI R Bull CBBC Jun 2016 I	2015/09/29	2015/09/30
66830	Credit Suisse AG – HSI R Bull CBBC Jun 2016 J	2015/09/29	2015/09/30
65755	Standard Chartered Bank – HSI R Bull CBBC Jul 2016 T	2015/09/29	2015/09/30
66941	UBS AG – HSI R Bull CBBC Jul 2016 C	2015/09/29	2015/09/30
67328	SGA Societe Generale Acceptance N.V.-HSI R Bull CBBC May16 C	2015/09/29	2015/09/30
66412	SGA Societe Generale Acceptance N.V.-HSI R Bull CBBC Jun16 M	2015/09/29	2015/09/30
69444	Credit Suisse AG – HSI R Bull CBBC Apr 2016 N	2015/09/29	2015/09/30
66518	HK Bank – Sinopec Corp R Bull CBBC Dec 2015 A	2015/09/29	2015/09/30
69417	SGA Societe Generale Acceptance N.V.-HSI R Bull CBBC Aug16 R	2015/09/29	2015/09/30
69426	SGA Societe Generale Acceptance N.V.-HSI R Bull CBBC Sep16 L	2015/09/29	2015/09/30
65658	Bank of East Asia – HSBC Holdings R Bull CBBC Feb 2016 A	2015/09/29	2015/09/30
67852	SGA Societe Generale Acceptance N.V.-HSI R Bull CBBC May16 D	2015/09/29	2015/09/30
67838	SGA Societe Generale Acceptance N.V.-HSI R Bull CBBC Jun16 N	2015/09/29	2015/09/30
61659	Credit Suisse AG – HSI R Bull CBBC Oct 2016 A	2015/09/29	2015/09/30
69427	J P Morgan SP BV – HSI R Bull CBBC Jun 2016 F	2015/09/29	2015/09/30
69445	Credit Suisse AG – HSI R Bull CBBC Apr 2016 K	2015/09/29	2015/09/30
64791	HK Bank – TCH R Bull CBBC Jul 2016 K	2015/09/29	2015/09/30
64810	HK Bank – HKEx R Bull CBBC Nov 2016 C	2015/09/29	2015/09/30
67787	Credit Suisse AG – HSI R Bull CBBC Apr 2016 R	2015/09/29	2015/09/30
69439	J P Morgan SP BV – HSI R Bull CBBC Sep 2016 K	2015/09/29	2015/09/30
67784	Credit Suisse AG – HSI R Bull CBBC Apr 2016 I	2015/09/29	2015/09/30
67782	Credit Suisse AG – HSI R Bull CBBC Apr 2016 C	2015/09/29	2015/09/30
62908	Credit Suisse AG – HSI R Bull CBBC Sep 2016 F	2015/09/29	2015/09/30
69252	Credit Suisse AG – ICBC R Bull CBBC May 2016 A	2015/09/29	2015/09/30
69244	BNP Paribas Arbit Issu B.V. – Ping An R Bull CBBC Dec 2016 B	2015/09/29	2015/09/30
64972	Macquarie Bank Ltd. – HSI R Bull CBBC Mar 2016 C	2015/09/29	2015/09/30
62926	J P Morgan SP BV – HSI R Bull CBBC Mar 2016 U	2015/09/29	2015/09/30
60522	HK Bank – PetCh R Bull CBBC Nov 2016 A	2015/09/29	2015/09/30
69734	BNP Paribas Arbit Issu B.V. – Ch Mob R Bull CBBC Dec 2016 A	2015/09/30	2015/10/02
69729	J P Morgan SP BV – HSI R Bull CBBC Aug 2016 T	2015/09/30	2015/10/02
69662	J P Morgan SP BV – HSI R Bull CBBC Aug 2016 S	2015/09/30	2015/10/02
69648	SGA Societe Generale Acceptance N.V.-HSI R Bull CBBC Jun16 V	2015/09/30	2015/10/02
69637	Credit Suisse AG – HSI R Bull CBBC Jul 2016 E	2015/09/30	2015/10/02
67081	HK Bank – Galaxy Ent R Bull CBBC Dec 2016 A	2015/09/30	2015/10/02
61999	Bank of East Asia – Sands China R Bull CBBC Aug 2016 A	2015/09/30	2015/10/02
69581	UBS AG – HSI R Bull CBBC Jul 2016 R	2015/09/30	2015/10/02

List of expired CBBC, 2015 (continued)

Code	CBBC	Last trading date	Delisted date
69623	Credit Suisse AG – HSI R Bull CBBC Jul 2016 D	2015/09/30	2015/10/02
60067	UBS AG – HSI R Bull CBBC Jul 2016 S	2015/10/02	2015/10/05
60070	UBS AG – HSI R Bull CBBC Jul 2016 V	2015/10/02	2015/10/05
60096	UBS AG – HSI R Bull CBBC Aug 2016 G	2015/10/02	2015/10/05
69972	J P Morgan SP BV – HSI R Bear CBBC Jan 2016 G	2015/10/02	2015/10/05
68394	HK Bank – TCH R Bull CBBC Oct 2015 D	2015/10/02	2015/10/06
60131	UBS AG – HSI R Bear CBBC Feb 2016 V	2015/10/02	2015/10/05
60155	Credit Suisse AG – HSI R Bull CBBC Jun 2016 R	2015/10/02	2015/10/05
60171	Credit Suisse AG – HSI R Bull CBBC Jun 2016 S	2015/10/02	2015/10/05
60173	Credit Suisse AG – HSI R Bull CBBC Jun 2016 T	2015/10/02	2015/10/05
60186	Credit Suisse AG – HSI R Bear CBBC Jan 2016 I	2015/10/02	2015/10/05
69966	J P Morgan SP BV – HSI R Bull CBBC Aug 2017 A	2015/10/02	2015/10/05
69911	SGA Societe Generale Acceptance N.V.-HSI R Bear CBBC May16 W	2015/10/02	2015/10/05
60176	Credit Suisse AG – HSI R Bull CBBC Jun 2016 U	2015/10/02	2015/10/05
60187	Credit Suisse AG – HSI R Bear CBBC Mar 2016 Y	2015/10/02	2015/10/05
69870	SGA Societe Generale Acceptance N.V.-HSI R Bull CBBC Jul16 X	2015/10/02	2015/10/05
69865	SGA Societe Generale Acceptance N.V.-HSI R Bull CBBC Jul16 W	2015/10/02	2015/10/05
60183	Credit Suisse AG – HSI R Bear CBBC Jan 2016 H	2015/10/02	2015/10/05
69818	Standard Chartered Bank – HSI R Bull CBBC Aug 2016 N	2015/10/02	2015/10/05
69980	J P Morgan SP BV – HSI R Bear CBBC Feb 2016 Z	2015/10/02	2015/10/05
68399	HK Bank – HKEx R Bull CBBC Oct 2015 D	2015/10/02	2015/10/06
69845	Standard Chartered Bank – HSI R Bull CBBC Aug 2016 O	2015/10/02	2015/10/05
69846	Standard Chartered Bank – HSI R Bull CBBC Aug 2016 P	2015/10/02	2015/10/05
60089	UBS AG – HSI R Bull CBBC Aug 2016 F	2015/10/02	2015/10/05
62988	UBS AG – HKEx R Bull CBBC Oct 2015 A	2015/10/02	2015/10/06
60020	BNP Paribas Arbit Issu B.V. – HSI R Bear CBBC Mar 2016 C	2015/10/02	2015/10/05
69933	J P Morgan SP BV – HSI R Bull CBBC Oct 2017 A	2015/10/02	2015/10/05
69887	Standard Chartered Bank – HSI R Bear CBBC Mar 2016 F	2015/10/02	2015/10/05
69815	BNP Paribas Arbit Issu B.V. – HSI R Bull CBBC Nov 2016 A	2015/10/02	2015/10/05
67244	HK Bank – TCH R Bull CBBC Oct 2015 C	2015/10/02	2015/10/06
60098	UBS AG – HSI R Bear CBBC Jan 2016 E	2015/10/02	2015/10/05
69888	Standard Chartered Bank – HSI R Bear CBBC Mar 2016 G	2015/10/02	2015/10/05
66990	UBS AG – Ping An R Bull CBBC Oct 2015 B	2015/10/02	2015/10/06
69807	BNP Paribas Arbit Issu B.V. – HSI R Bull CBBC Nov 2016 R	2015/10/02	2015/10/05
60137	HK Bank – CM Bank R Bull CBBC Oct 2015 A	2015/10/02	2015/10/06
69776	BNP Paribas Arbit Issu B.V. – HSI R Bull CBBC Dec 2016 Z	2015/10/02	2015/10/05
69757	BNP Paribas Arbit Issu B.V. – HSI R Bull CBBC Nov 2016 Q	2015/10/02	2015/10/05
69756	BNP Paribas Arbit Issu B.V. – HSI R Bull CBBC Dec 2016 O	2015/10/02	2015/10/05
69904	SGA Societe Generale Acceptance N.V.-HSI R Bear CBBC May16 V	2015/10/02	2015/10/05
60435	UBS AG – CKH R Bull CBBC Oct 2015 C	2015/10/02	2015/10/06
60019	BNP Paribas Arbit Issu B.V. – HSI R Bear CBBC Apr 2016 U	2015/10/02	2015/10/05
60010	BNP Paribas Arbit Issu B.V. – HSI R Bear CBBC Mar 2016 B	2015/10/02	2015/10/05
60009	BNP Paribas Arbit Issu B.V. – HSI R Bear CBBC Apr 2016 T	2015/10/02	2015/10/05
69863	SGA Societe Generale Acceptance N.V.-HSI R Bull CBBC Jul16 V	2015/10/02	2015/10/05
69999	J P Morgan SP BV – HSI R Bear CBBC Apr 2016 G	2015/10/05	2015/10/06
69106	J P Morgan SP BV – HSI R Bear CBBC Jan 2016 X	2015/10/05	2015/10/06
69399	UBS AG – HSI R Bear CBBC Dec 2015 L	2015/10/05	2015/10/06
69525	J P Morgan SP BV – HSI R Bear CBBC Feb 2016 W	2015/10/05	2015/10/06
60409	J P Morgan SP BV – HSI R Bear CBBC Mar 2016 Q	2015/10/05	2015/10/06
60423	UBS AG – HSI R Bear CBBC Feb 2016 Z	2015/10/05	2015/10/06
69582	Credit Suisse AG – HSI R Bear CBBC Feb 2016 A	2015/10/05	2015/10/06
60392	Macquarie Bank Ltd. – HSI R Bear CBBC Mar 2016 H	2015/10/05	2015/10/06
69498	BNP Paribas Arbit Issu B.V. – HSI R Bear CBBC Mar 2016 Z	2015/10/05	2015/10/06
60446	Credit Suisse AG – HSI R Bear CBBC Feb 2016 R	2015/10/05	2015/10/06
60441	Credit Suisse AG – HSI R Bear CBBC Feb 2016 B	2015/10/05	2015/10/06
69927	SGA Societe Generale Acceptance N.V.-HSI R Bear CBBC May16 X	2015/10/05	2015/10/06
69574	J P Morgan SP BV – HSI R Bear CBBC Jan 2016 Y	2015/10/05	2015/10/06
60445	Credit Suisse AG – HSI R Bear CBBC Feb 2016 H	2015/10/05	2015/10/06
60437	UBS AG – HSI R Bear CBBC Feb 2016 Q	2015/10/05	2015/10/06
69997	J P Morgan SP BV – HSI R Bear CBBC Mar 2016 P	2015/10/05	2015/10/06
69540	UBS AG – HSI R Bear CBBC Dec 2015 R	2015/10/05	2015/10/06
69497	SGA Societe Generale Acceptance N.V.-HSI R Bear CBBC Apr16 Z	2015/10/05	2015/10/06
60438	UBS AG – HSI R Bear CBBC Jan 2016 Z	2015/10/05	2015/10/06
69561	Standard Chartered Bank – HSI R Bear CBBC Mar 2016 C	2015/10/05	2015/10/06
60443	Credit Suisse AG – HSI R Bear CBBC Feb 2016 O	2015/10/05	2015/10/06
60455	BNP Paribas Arbit Issu B.V. – HSI R Bear CBBC Mar 2016 P	2015/10/05	2015/10/06
68998	BNP Paribas Arbit Issu B.V. – HSI R Bear CBBC Mar 2016 U	2015/10/05	2015/10/06
60025	BNP Paribas Arbit Issu B.V. – HSI R Bear CBBC Apr 2016 V	2015/10/05	2015/10/06
69562	SGA Societe Generale Acceptance N.V.-HSI R Bear CBBC Jun16 F	2015/10/05	2015/10/06
69024	Credit Suisse AG – HSI R Bear CBBC Dec 2015 D	2015/10/05	2015/10/06
69001	SGA Societe Generale Acceptance N.V.-HSI R Bear CBBC May16 R	2015/10/05	2015/10/06
60375	SGA Societe Generale Acceptance N.V.-HSI R Bear CBBC Jun16 H	2015/10/05	2015/10/06
60206	J P Morgan SP BV – HSCEI R Bear CBBC Apr 2016 Q	2015/10/05	2015/10/06
69883	Standard Chartered Bank – HSI R Bear CBBC Mar 2016 E	2015/10/05	2015/10/06
60145	UBS AG – HSI R Bear CBBC Jan 2016 V	2015/10/05	2015/10/06
69300	Credit Suisse AG – HSI R Bear CBBC Dec 2015 T	2015/10/05	2015/10/06
69511	Credit Suisse AG – HSI R Bear CBBC Dec 2015 Y	2015/10/05	2015/10/06
60318	Standard Chartered Bank – HSI R Bear CBBC Mar 2016 I	2015/10/05	2015/10/06
60181	Credit Suisse AG – HSI R Bear CBBC Jan 2016 F	2015/10/05	2015/10/06
69475	SGA Societe Generale Acceptance N.V.-HSI R Bear CBBC Apr16 Y	2015/10/05	2015/10/06
60299	SGA Societe Generale Acceptance N.V.-HSI R Bear CBBC Jun16 G	2015/10/05	2015/10/06
69075	UBS AG – HSI R Bear CBBC Dec 2015 D	2015/10/05	2015/10/06
69340	Standard Chartered Bank – HSI R Bear CBBC Mar 2016 B	2015/10/05	2015/10/06
69499	BNP Paribas Arbit Issu B.V. – HSI R Bear CBBC Apr 2016 R	2015/10/05	2015/10/06
60385	SGA Societe Generale Acceptance N.V.-HSI R Bear CBBC May16 Y	2015/10/05	2015/10/06
60402	J P Morgan SP BV – HSI R Bear CBBC Feb 2016 V	2015/10/05	2015/10/06
68982	Standard Chartered Bank – HSI R Bear CBBC Feb 2016 W	2015/10/05	2015/10/06

List of expired CBBC, 2015 (continued)

Code	CBBC	Last trading date	Delisted date
69510	Credit Suisse AG – HSI R Bear CBBC Dec 2015 V	2015/10/05	2015/10/06
60408	J P Morgan SP BV – HSI R Bear CBBC Jan 2016 V	2015/10/05	2015/10/06
69385	Credit Suisse AG – HSI R Bear CBBC Jan 2016 D	2015/10/05	2015/10/06
69039	Credit Suisse AG – HSI R Bear CBBC Dec 2015 G	2015/10/05	2015/10/06
69070	UBS AG – HSI R Bear CBBC Dec 2015 C	2015/10/05	2015/10/06
60182	Credit Suisse AG – HSI R Bear CBBC Jan 2016 G	2015/10/05	2015/10/06
68969	SGA Societe Generale Acceptance N.V.-HSI R Bear CBBC Jun16 C	2015/10/05	2015/10/06
60305	Standard Chartered Bank – HSI R Bear CBBC Mar 2016 H	2015/10/05	2015/10/06
69544	UBS AG – HSI R Bear CBBC Jan 2016 D	2015/10/05	2015/10/06
63654	J P Morgan SP BV – Tencent R Bear CBBC Jul 2016 A	2015/10/05	2015/10/06
62025	HK Bank – TCH R Bear CBBC Sep 2016 A	2015/10/05	2015/10/06
69372	SGA Societe Generale Acceptance N.V.-HSI R Bear CBBC Apr16 X	2015/10/06	2015/10/07
60562	Credit Suisse AG – HSI R Bear CBBC Mar 2016 A	2015/10/06	2015/10/07
60563	Credit Suisse AG – HSI R Bear CBBC Mar 2016 Z	2015/10/06	2015/10/07
60564	Credit Suisse AG – HSI R Bear CBBC Mar 2016 R	2015/10/06	2015/10/07
60569	Credit Suisse AG – HSI R Bear CBBC Mar 2016 S	2015/10/06	2015/10/07
69245	Credit Suisse AG – HSI R Bear CBBC Dec 2015 I	2015/10/06	2015/10/07
60580	UBS AG – HSI R Bear CBBC Feb 2016 U	2015/10/06	2015/10/07
69082	UBS AG – HSI R Bear CBBC Dec 2015 E	2015/10/06	2015/10/07
60561	BNP Paribas Arbit Issu B.V. – HSI R Bear CBBC Apr 2016 W	2015/10/06	2015/10/07
69554	UBS AG – HSI R Bear CBBC Dec 2015 V	2015/10/06	2015/10/07
60565	Credit Suisse AG – HSI R Bear CBBC Mar 2016 Q	2015/10/06	2015/10/07
69052	Credit Suisse AG – HSI R Bear CBBC Dec 2015 H	2015/10/06	2015/10/07
69002	SGA Societe Generale Acceptance N.V.-HSI R Bear CBBC Jun16 D	2015/10/06	2015/10/07
69000	BNP Paribas Arbit Issu B.V. – HSI R Bear CBBC Mar 2016 V	2015/10/06	2015/10/07
69701	J P Morgan SP BV – HSI R Bear CBBC Feb 2016 Y	2015/10/06	2015/10/07
68999	BNP Paribas Arbit Issu B.V. – HSI R Bear CBBC Apr 2016 P	2015/10/06	2015/10/07
69571	SGA Societe Generale Acceptance N.V.-HSI R Bear CBBC May16 U	2015/10/06	2015/10/07
69589	Credit Suisse AG – HSI R Bear CBBC Dec 2015 B	2015/10/06	2015/10/07
61055	HK Bank – TCH R Bear CBBC Aug 2016 B	2015/10/06	2015/10/07
69306	UBS AG – HSI R Bear CBBC Dec 2015 G	2015/10/06	2015/10/07
60547	J P Morgan SP BV – HSI R Bear CBBC Mar 2016 R	2015/10/06	2015/10/07
69182	Standard Chartered Bank – HSI R Bear CBBC Feb 2016 X	2015/10/06	2015/10/07
69297	Credit Suisse AG – HSI R Bear CBBC Dec 2015 Q	2015/10/06	2015/10/07
60540	J P Morgan SP BV – HSI R Bear CBBC Jan 2016 W	2015/10/06	2015/10/07
69328	SGA Societe Generale Acceptance N.V.-HSI R Bear CBBC May16 T	2015/10/06	2015/10/07
60529	Standard Chartered Bank – HSI R Bear CBBC Mar 2016 J	2015/10/06	2015/10/07
60178	Credit Suisse AG – HSCEI R Bear CBBC Jan 2016 E	2015/10/06	2015/10/07
60516	SGA Societe Generale Acceptance N.V.-HSI R Bear CBBC Apr16 G	2015/10/06	2015/10/07
60457	BNP Paribas Arbit Issu B.V. – HSCEI R Bear CBBC Apr 2016 G	2015/10/06	2015/10/07
60579	UBS AG – HSI R Bear CBBC Jan 2016 X	2015/10/06	2015/10/07
69518	J P Morgan SP BV – HSCEI R Bear CBBC Apr 2016 P	2015/10/06	2015/10/07
69110	J P Morgan SP BV – HSI R Bear CBBC Feb 2016 U	2015/10/06	2015/10/07
69535	J P Morgan SP BV – HSI R Bear CBBC Jan 2016 E	2015/10/06	2015/10/07
60955	UBS AG – HSI R Bear CBBC Feb 2016 X	2015/10/07	2015/10/08
60833	BNP Paribas Arbit Issu B.V. – HSCEI R Bear CBBC Mar 2016 G	2015/10/07	2015/10/08
60956	UBS AG – HSI R Bear CBBC Jan 2016 Y	2015/10/07	2015/10/08
60906	Credit Suisse AG – HSI R Bear CBBC Mar 2016 T	2015/10/07	2015/10/08
64227	Standard Chartered Bank – HSI R Bear CBBC Feb 2016 D	2015/10/07	2015/10/08
61805	Credit Suisse AG – HSI R Bear CBBC Mar 2016 P	2015/10/07	2015/10/08
60959	UBS AG – HSI R Bear CBBC Mar 2016 L	2015/10/07	2015/10/08
60830	BNP Paribas Arbit Issu B.V. – HSI R Bear CBBC Mar 2016 T	2015/10/07	2015/10/08
60907	Credit Suisse AG – HSI R Bear CBBC Feb 2016 T	2015/10/07	2015/10/08
60905	Credit Suisse AG – HSI R Bear CBBC Jan 2016 M	2015/10/07	2015/10/08
60838	J P Morgan SP BV – HSCEI R Bear CBBC Apr 2016 R	2015/10/07	2015/10/08
63977	UBS AG – HSI R Bear CBBC Mar 2016 I	2015/10/07	2015/10/08
62919	J P Morgan SP BV – HSI R Bear CBBC Feb 2016 M	2015/10/07	2015/10/08
60902	Credit Suisse AG – HSI R Bear CBBC Jan 2016 K	2015/10/07	2015/10/08
62881	UBS AG – HSI R Bear CBBC Jan 2016 G	2015/10/07	2015/10/08
64222	J P Morgan SP BV – HSI R Bear CBBC Mar 2016 A	2015/10/07	2015/10/08
61654	Credit Suisse AG – HSCEI R Bear CBBC Jan 2016 D	2015/10/07	2015/10/08
60954	UBS AG – HSI R Bear CBBC Jan 2016 F	2015/10/07	2015/10/08
63203	J P Morgan SP BV – HSI R Bear CBBC Feb 2016 R	2015/10/07	2015/10/08
69196	SGA Societe Generale Acceptance N.V.-HSI R Bear CBBC Jun16 E	2015/10/07	2015/10/08
62779	Credit Suisse AG – HSI R Bear CBBC May 2016 B	2015/10/07	2015/10/08
62503	Standard Chartered Bank – HSI R Bear CBBC Jan 2016 K	2015/10/07	2015/10/08
62953	J P Morgan SP BV – HSCEI R Bear CBBC Apr 2016 M	2015/10/07	2015/10/08
63037	SGA Societe Generale Acceptance N.V.-HSI R Bear CBBC Apr16 I	2015/10/07	2015/10/08
69117	J P Morgan SP BV – HSI R Bear CBBC Apr 2016 F	2015/10/07	2015/10/08
63365	HK Bank – Ping An R Bear CBBC Oct 2016 A	2015/10/07	2015/10/08
62216	HK Bank – HSI R Bear CBBC Oct 2016 B	2015/10/07	2015/10/08
62205	HK Bank – HSCEI R Bear CBBC Jul 2016 A	2015/10/07	2015/10/08
69386	Credit Suisse AG – HSI R Bear CBBC Jan 2016 E	2015/10/07	2015/10/08
63168	Credit Suisse AG – HSI R Bear CBBC May 2016 H	2015/10/07	2015/10/08
60962	UBS AG – HSI R Bear CBBC Mar 2016 M	2015/10/07	2015/10/08
63259	UBS AG – HSI R Bear CBBC Feb 2016 A	2015/10/07	2015/10/08
60904	Credit Suisse AG – HSI R Bear CBBC Feb 2016 F	2015/10/07	2015/10/08
69235	BNP Paribas Arbit Issu B.V. – HSI R Bear CBBC Apr 2016 Q	2015/10/07	2015/10/08
61453	J P Morgan SP BV – HSI R Bear CBBC Nov 2015 P	2015/10/07	2015/10/08
69400	UBS AG – HSI R Bear CBBC Dec 2015 O	2015/10/07	2015/10/08
64075	J P Morgan SP BV – HSI R Bear CBBC Jan 2016 F	2015/10/07	2015/10/08
69407	J P Morgan SP BV – HSI R Bear CBBC Mar 2016 N	2015/10/07	2015/10/08
64180	HK Bank – HSI R Bear CBBC Jul 2016 F	2015/10/07	2015/10/08
63650	J P Morgan SP BV – A50 China R Bear CBBC Jul 2016 B	2015/10/07	2015/10/08
60964	Macquarie Bank Ltd. – HSI R Bear CBBC Mar 2016 I	2015/10/07	2015/10/08
69331	Standard Chartered Bank – HSI R Bear CBBC Mar 2016 A	2015/10/07	2015/10/08
60775	SGA Societe Generale Acceptance N.V.-HSI R Bear CBBC May16 C	2015/10/07	2015/10/08

List of expired CBBC, 2015 (continued)

Code	CBBC	Last trading date	Delisted date
68677	SGA Societe Generale Acceptance N.V.-HSI R Bear CBBC Mar16 S	2015/10/07	2015/10/08
60791	J P Morgan SP BV – HSI R Bear CBBC Apr 2016 H	2015/10/07	2015/10/08
64239	SGA Societe Generale Acceptance N.V.-HSI R Bear CBBC May16 E	2015/10/07	2015/10/08
60787	J P Morgan SP BV – HSI R Bear CBBC Mar 2016 S	2015/10/07	2015/10/08
67997	SGA Societe Generale Acceptance N.V.-HSI R Bear CBBC Apr 16S	2015/10/07	2015/10/08
68639	UBS AG – HSI R Bear CBBC Feb 2016 D	2015/10/07	2015/10/08
60784	J P Morgan SP BV – HSI R Bear CBBC Feb 2016 P	2015/10/07	2015/10/08
60781	J P Morgan SP BV – HSI R Bear CBBC Jan 2016 Z	2015/10/07	2015/10/08
64921	Macquarie Bank Ltd. – HSI R Bear CBBC Mar 2016 B	2015/10/07	2015/10/08
60721	Standard Chartered Bank – HSI R Bear CBBC Mar 2016 K	2015/10/07	2015/10/08
61309	SGA Societe Generale Acceptance NV -HSCEI R Bear CBBC Feb16A	2015/10/07	2015/10/08
69702	J P Morgan SP BV – HSI R Bear CBBC Mar 2016 O	2015/10/07	2015/10/08
60765	SGA Societe Generale Acceptance N.V.-HSI R Bear CBBC May16 B	2015/10/07	2015/10/08
60722	Standard Chartered Bank – HSI R Bear CBBC Mar 2016 L	2015/10/07	2015/10/08
68662	HK Bank – HSI R Bear CBBC Sep 2016 E	2015/10/07	2015/10/08
60728	Standard Chartered Bank – HSI R Bear CBBC Mar 2016 M	2015/10/07	2015/10/08
60758	SGA Societe Generale Acceptance N.V.-HSI R Bear CBBC Jun16 I	2015/10/07	2015/10/08
60762	SGA Societe Generale Acceptance N.V.-HSI R Bear CBBC May16 Z	2015/10/07	2015/10/08
63940	BNP Paribas Arbit Issu B.V. – HSCEI R Bear CBBC Apr 2016 E	2015/10/07	2015/10/08
60717	Standard Chartered Bank – HKEx R Bear CBBC Apr 2016 A	2015/10/07	2015/10/08
60817	BNP Paribas Arbit Issu B.V. – HSI R Bear CBBC Mar 2016 A	2015/10/07	2015/10/08
64290	BNP Paribas Arbit Issu B.V. – HSI R Bear CBBC Mar 2016 Y	2015/10/07	2015/10/08
64292	BNP Paribas Arbit Issu B.V. – HSI R Bear CBBC Apr 2016 S	2015/10/07	2015/10/08
64321	Credit Suisse AG – HSI R Bear CBBC Apr 2016 T	2015/10/07	2015/10/08
64327	Credit Suisse AG – HSI R Bear CBBC Apr 2016 U	2015/10/07	2015/10/08
69880	Standard Chartered Bank – HSCEI R Bear CBBC Mar 2016 A	2015/10/07	2015/10/08
64513	BNP Paribas Arbit Issu B.V. – HSCEI R Bear CBBC Mar 2016 E	2015/10/07	2015/10/08
68315	UBS AG – HSI R Bear CBBC Dec 2015 W	2015/10/07	2015/10/08
68776	UBS AG – HSCEI R Bear CBBC Jan 2016 A	2015/10/07	2015/10/08
60386	Macquarie Bank Ltd. – HSI R Bear CBBC Mar 2016 G	2015/10/07	2015/10/08
68223	Credit Suisse AG – HSI R Bear CBBC Mar 2016 U	2015/10/07	2015/10/08
64856	Standard Chartered Bank – HSI R Bear CBBC Feb 2016 H	2015/10/07	2015/10/08
60799	J P Morgan SP BV – HSI R Bear CBBC Apr 2016 I	2015/10/07	2015/10/08
60815	BNP Paribas Arbit Issu B.V. – HSI R Bear CBBC Mar 2016 S	2015/10/07	2015/10/08
61417	BNP Paribas Arbit Issu B.V. – HSI R Bear CBBC Mar 2016 Q	2015/10/07	2015/10/08
64672	J P Morgan SP BV – HSI R Bear CBBC Jan 2016 U	2015/10/07	2015/10/08
60992	Credit Suisse AG – HSI R Bear CBBC Apr 2016 Z	2015/10/08	2015/10/09
63004	Standard Chartered Bank – HSI R Bear CBBC Feb 2016 A	2015/10/08	2015/10/09
68365	J P Morgan SP BV – HSI R Bear CBBC Jan 2016 T	2015/10/08	2015/10/09
61011	UBS AG – HSI R Bear CBBC Jan 2016 A	2015/10/08	2015/10/09
61029	SGA Societe Generale Acceptance N.V.-HSI R Bear CBBC Jun16 J	2015/10/08	2015/10/09
61014	UBS AG – HSI R Bear CBBC Feb 2016 Y	2015/10/08	2015/10/09
61030	SGA Societe Generale Acceptance N.V.-HSI R Bear CBBC Jun16 K	2015/10/08	2015/10/09
68477	J P Morgan SP BV – Tencent R Bear CBBC Mar 2016 B	2015/10/08	2015/10/09
61050	J P Morgan SP BV – HSI R Bear CBBC Apr 2016 J	2015/10/08	2015/10/09
69197	SGA Societe Generale Acceptance N.V.-HSI R Bear CBBC May16 S	2015/10/08	2015/10/09
63169	Credit Suisse AG – HSI R Bear CBBC May 2016 I	2015/10/08	2015/10/09
60987	Credit Suisse AG – HSI R Bear CBBC Apr 2016 A	2015/10/08	2015/10/09
69575	Standard Chartered Bank – HSI R Bear CBBC Mar 2016 D	2015/10/08	2015/10/09
61324	SGA Societe Generale Acceptance N.V.-HSI R Bear CBBC Mar16 J	2015/10/08	2015/10/09
60966	J P Morgan SP BV – HSI R Bear CBBC Mar 2016 T	2015/10/08	2015/10/09
60969	Standard Chartered Bank – HSI R Bear CBBC Mar 2016 N	2015/10/08	2015/10/09
60965	J P Morgan SP BV – HSI R Bear CBBC Feb 2016 Q	2015/10/08	2015/10/09
64684	J P Morgan SP BV – HSI R Bear CBBC Mar 2016 C	2015/10/08	2015/10/09
61000	Credit Suisse AG – HSI R Bear CBBC Apr 2016 D	2015/10/08	2015/10/09
60970	Standard Chartered Bank – HSI R Bear CBBC Mar 2016 O	2015/10/08	2015/10/09
60973	Standard Chartered Bank – TCH R Bear CBBC Jun 2016 B	2015/10/08	2015/10/09
60978	Standard Chartered Bank – Ping An R Bear CBBC Apr 2016 A	2015/10/08	2015/10/09
60983	Credit Suisse AG – HSI R Bear CBBC Apr 2016 Y	2015/10/08	2015/10/09
62775	Credit Suisse AG – HSI R Bear CBBC Apr 2016 K	2015/10/09	2015/10/12
61167	Credit Suisse AG – HSI R Bear CBBC Jan 2016 T	2015/10/09	2015/10/12
62750	Credit Suisse AG – HSI R Bear CBBC May 2016 A	2015/10/09	2015/10/12
60419	UBS AG – HSI R Bear CBBC Jan 2016 T	2015/10/09	2015/10/12
61217	HK Bank – HSI R Bear CBBC May 2016 T	2015/10/09	2015/10/12
60821	BNP Paribas Arbit Issu B.V. – HSI R Bear CBBC Apr 2016 L	2015/10/09	2015/10/12
60814	Credit Suisse AG – HSI R Bear CBBC Apr 2016 G	2015/10/09	2015/10/12
61069	J P Morgan SP BV – HSI R Bear CBBC Mar 2016 U	2015/10/09	2015/10/12
61302	UBS AG – HSI R Bear CBBC Feb 2016 V	2015/10/09	2015/10/12
61065	J P Morgan SP BV – HSI R Bear CBBC Feb 2016 T	2015/10/09	2015/10/12
61114	Macquarie Bank Ltd. – HSI R Bear CBBC Mar 2016 J	2015/10/09	2015/10/12
61053	SGA Societe Generale Acceptance N.V.-HSI R Bear CBBC May16 D	2015/10/09	2015/10/12
61177	Credit Suisse AG – HSI R Bear CBBC Jan 2016 V	2015/10/09	2015/10/12
61447	BNP Paribas Arbit Issu B.V. – HSCEI R Bear CBBC Mar 2016 D	2015/10/09	2015/10/12
61181	Credit Suisse AG – HSI R Bear CBBC Jan 2016 W	2015/10/09	2015/10/12
61474	J P Morgan SP BV – HSI R Bear CBBC Nov 2015 Q	2015/10/09	2015/10/12
61182	Credit Suisse AG – HSI R Bear CBBC Jan 2016 H	2015/10/09	2015/10/12
61294	BNP Paribas Arbit Issu B.V. – HSI R Bear CBBC Mar 2016 X	2015/10/09	2015/10/12
61301	UBS AG – HSI R Bear CBBC Jan 2016 C	2015/10/09	2015/10/12
60426	UBS AG – HSI R Bear CBBC Feb 2016 M	2015/10/09	2015/10/12
61828	Standard Chartered Bank – HSI R Bear CBBC Jan 2016 J	2015/10/09	2015/10/12
61121	SGA Societe Generale Acceptance NV -HSCEI R Bear CBBC Jan16L	2015/10/09	2015/10/12
60180	HK Bank – China Life R Bear CBBC Oct 2016 A	2015/10/09	2015/10/12
62008	HK Bank – HSI R Bear CBBC Jul 2016 E	2015/10/09	2015/10/12
61976	HK Bank – HSI R Bear CBBC Apr 2016 V	2015/10/09	2015/10/12
61973	J P Morgan SP BV – HSCEI R Bear CBBC Apr 2016 L	2015/10/09	2015/10/12
62202	HK Bank – HSCEI R Bear CBBC Oct 2016 A	2015/10/09	2015/10/12
61166	SGA Societe Generale Acceptance N.V.-HSI R Bear CBBC Mar16 D	2015/10/09	2015/10/12

List of expired CBBC, 2015 (continued)

Code	CBBC	Last trading date	Delisted date
60940	UBS AG – HSI R Bear CBBC Jan 2016 U	2015/10/09	2015/10/12
61786	Credit Suisse AG – HSI R Bear CBBC Mar 2016 O	2015/10/09	2015/10/12
60924	J P Morgan SP BV – HSI R Bear CBBC Dec 2015 A	2015/10/09	2015/10/12
61062	SGA Societe Generale Acceptance N.V.-HSI R Bear CBBC Jun16 L	2015/10/09	2015/10/12
62344	SGA Societe Generale Acceptance N.V.-HSI R Bear CBBC Apr16 E	2015/10/09	2015/10/12
60913	J P Morgan SP BV – HKEx R Bear CBBC Feb 2016 A	2015/10/09	2015/10/12
61051	BNP Paribas Arbit Issu B.V. – HSI R Bear CBBC Apr 2016 X	2015/10/09	2015/10/12
61052	BNP Paribas Arbit Issu B.V. – HSI R Bear CBBC Mar 2016 W	2015/10/09	2015/10/12
60407	UBS AG – HSI R Bear CBBC Jan 2016 R	2015/10/09	2015/10/12
61418	BNP Paribas Arbit Issu B.V. – HSI R Bear CBBC Apr 2016 N	2015/10/09	2015/10/12
61057	SGA Societe Generale Acceptance N.V.-HSI R Bear CBBC May16 F	2015/10/09	2015/10/12
61441	BNP Paribas Arbit Issu B.V. – HSI R Bear CBBC Mar 2016 R	2015/10/09	2015/10/12
61922	UBS AG – HSI R Bear CBBC Feb 2016 R	2015/10/09	2015/10/12
68224	Credit Suisse AG – HSI R Bear CBBC Apr 2016 O	2015/10/09	2015/10/12
68873	UBS AG – HSI R Bear CBBC Feb 2016 I	2015/10/09	2015/10/12
63204	J P Morgan SP BV – HSI R Bear CBBC Feb 2016 S	2015/10/09	2015/10/12
63264	UBS AG – HSI R Bear CBBC Feb 2016 B	2015/10/09	2015/10/12
64224	Standard Chartered Bank – HSCEI R Bear CBBC Feb 2016 A	2015/10/09	2015/10/12
64468	Standard Chartered Bank – HSI R Bear CBBC Feb 2016 F	2015/10/09	2015/10/12
61362	J P Morgan SP BV – HSI R Bear CBBC Apr 2016 K	2015/10/09	2015/10/12
64841	Standard Chartered Bank – TCH R Bear CBBC Jun 2016 A	2015/10/09	2015/10/12
67039	HK Bank – TCH R Bull CBBC Oct 2015 A	2015/10/09	2015/10/13
67341	HK Bank – Sinopec Corp R Bear CBBC Oct 2016 A	2015/10/09	2015/10/12
66000	HK Bank – Galaxy Ent R Bear CBBC Oct 2015 B	2015/10/09	2015/10/13
64223	J P Morgan SP BV – HSI R Bear CBBC Mar 2016 B	2015/10/09	2015/10/12
68881	UBS AG – HSI R Bear CBBC Feb 2016 J	2015/10/09	2015/10/12
62920	J P Morgan SP BV – HSI R Bear CBBC Feb 2016 N	2015/10/09	2015/10/12
68465	UBS AG – HSI R Bear CBBC Feb 2016 F	2015/10/09	2015/10/12
68457	UBS AG – HSI R Bear CBBC Feb 2016 E	2015/10/09	2015/10/12
68475	UBS AG – HSI R Bear CBBC Feb 2016 G	2015/10/09	2015/10/12
62013	HK Bank – TCH R Bull CBBC Oct 2015 F	2015/10/09	2015/10/13
62885	UBS AG – HSCEI R Bear CBBC Dec 2015 E	2015/10/09	2015/10/12
69211	Macquarie Bank Ltd. – HSI R Bear CBBC Mar 2016 F	2015/10/09	2015/10/12
62882	UBS AG – HSI R Bear CBBC Feb 2016 W	2015/10/09	2015/10/12
64079	J P Morgan SP BV – HSI R Bear CBBC Jan 2016 H	2015/10/09	2015/10/12
68671	HK Bank – TCH R Bear CBBC Jul 2016 E	2015/10/09	2015/10/12
68765	UBS AG – HSI R Bear CBBC Jan 2016 N	2015/10/09	2015/10/12
63454	SGA Societe Generale Acceptance N.V.-HSI R Bear CBBC Apr16 L	2015/10/09	2015/10/12
66265	UBS AG – HSI R Bear CBBC Feb 2016 C	2015/10/09	2015/10/12
61610	UBS AG – HSI R Bear CBBC Feb 2016 Q	2015/10/12	2015/10/13
61512	HK Bank – HSCEI R Bear CBBC Oct 2016 B	2015/10/12	2015/10/13
61528	BNP Paribas Arbit Issu B.V. – HSI R Bear CBBC Mar 2016 C	2015/10/12	2015/10/13
61425	SGA Societe Generale Acceptance N.V.-HSI R Bear CBBC May16 G	2015/10/12	2015/10/13
61433	SGA Societe Generale Acceptance N.V.-HSI R Bear CBBC May16 H	2015/10/12	2015/10/13
61434	SGA Societe Generale Acceptance N.V.-HSI R Bear CBBC Jun16 M	2015/10/12	2015/10/13
61437	SGA Societe Generale Acceptance N.V.-HSI R Bear CBBC May16 I	2015/10/12	2015/10/13
61439	SGA Societe Generale Acceptance N.V.-HSI R Bear CBBC Jun16 N	2015/10/12	2015/10/13
61521	Standard Chartered Bank – HSI R Bear CBBC Mar 2016 P	2015/10/12	2015/10/13
61523	Standard Chartered Bank – HSI R Bear CBBC Mar 2016 Q	2015/10/12	2015/10/13
61524	Standard Chartered Bank – HSI R Bear CBBC Mar 2016 R	2015/10/12	2015/10/13
62140	Credit Suisse AG – HSI R Bear CBBC Jan 2016 I	2015/10/12	2015/10/13
61527	BNP Paribas Arbit Issu B.V. – HSI R Bear CBBC Apr 2016 Y	2015/10/12	2015/10/13
62274	J P Morgan SP BV – HSI R Bear CBBC Mar 2016 W	2015/10/12	2015/10/13
61530	J P Morgan SP BV – HSI R Bear CBBC Feb 2016 Z	2015/10/12	2015/10/13
61531	J P Morgan SP BV – HSI R Bear CBBC Mar 2016 V	2015/10/12	2015/10/13
61608	UBS AG – HSI R Bear CBBC Jan 2016 E	2015/10/12	2015/10/13
61612	UBS AG – HSI R Bear CBBC Feb 2016 Z	2015/10/12	2015/10/13
62149	Credit Suisse AG – HSI R Bear CBBC Jan 2016 D	2015/10/12	2015/10/13
62172	Credit Suisse AG – HSI R Bear CBBC Jan 2016 F	2015/10/12	2015/10/13
61526	BNP Paribas Arbit Issu B.V. – HSI R Bear CBBC Mar 2016 B	2015/10/12	2015/10/13
61451	BNP Paribas Arbit Issu B.V. – HKEx R Bear CBBC Dec 2015 D	2015/10/13	2015/10/14
62671	SGA Societe Generale Acceptance N.V.-HSI R Bear CBBC May16 K	2015/10/13	2015/10/14
62778	J P Morgan SP BV – HSI R Bear CBBC Feb 2016 V	2015/10/13	2015/10/14
62677	SGA Societe Generale Acceptance N.V.-HSI R Bear CBBC Jun16 O	2015/10/13	2015/10/14
62710	Standard Chartered Bank – HSI R Bear CBBC Mar 2016 S	2015/10/13	2015/10/14
63234	Credit Suisse AG – HSI R Bear CBBC Feb 2016 H	2015/10/13	2015/10/14
63391	HK Bank – HKEx R Bear CBBC Jul 2016 F	2015/10/13	2015/10/14
62626	BNP Paribas Arbit Issu B.V. – HSI R Bear CBBC Mar 2016 P	2015/10/13	2015/10/14
62615	BNP Paribas Arbit Issu B.V. – HSI R Bear CBBC Apr 2016 M	2015/10/13	2015/10/14
62780	J P Morgan SP BV – HSI R Bear CBBC Apr 2016 L	2015/10/13	2015/10/14
62892	UBS AG – HSI R Bear CBBC Jan 2016 D	2015/10/13	2015/10/14
63093	UBS AG – HSI R Bear CBBC Feb 2016 U	2015/10/13	2015/10/14
63192	Credit Suisse AG – HSI R Bear CBBC Feb 2016 A	2015/10/13	2015/10/14
63210	Credit Suisse AG – HSI R Bear CBBC Feb 2016 B	2015/10/13	2015/10/14
63913	UBS AG – HSI R Bull CBBC Sep 2016 T	2015/10/14	2015/10/15
63848	Credit Suisse AG – HSI R Bull CBBC Jul 2016 N	2015/10/14	2015/10/15
63878	UBS AG – HSI R Bear CBBC Jan 2016 V	2015/10/14	2015/10/15
63800	SGA Societe Generale Acceptance N.V.-HSI R Bull CBBC Jul16 R	2015/10/14	2015/10/15
63880	UBS AG – HSI R Bear CBBC Feb 2016 A	2015/10/14	2015/10/15
63910	UBS AG – HSI R Bear CBBC Jan 2016 X	2015/10/14	2015/10/15
63973	BNP Paribas Arbit Issu B.V. – HSI R Bull CBBC Dec 2016 Y	2015/10/14	2015/10/15
63974	BNP Paribas Arbit Issu B.V. – HSI R Bull CBBC Nov 2016 P	2015/10/14	2015/10/15
63979	J P Morgan SP BV – HSI R Bull CBBC Jul 2016 W	2015/10/14	2015/10/15
63901	UBS AG – HSI R Bear CBBC Jan 2016 Z	2015/10/14	2015/10/15
63333	SGA Societe Generale Acceptance N.V.-HSI R Bear CBBC Jun16 P	2015/10/14	2015/10/15
63431	BNP Paribas Arbit Issu B.V. – HSI R Bear CBBC Apr 2016 Z	2015/10/14	2015/10/15
63787	Standard Chartered Bank – HSI R Bull CBBC Sep 2016 D	2015/10/14	2015/10/15

List of expired CBBC, 2015 (continued)

Code	CBBC	Last trading date	Delisted date
63816	SGA Societe Generale Acceptance N.V.-HSI R Bull CBBC Sep16 L	2015/10/14	2015/10/15
61481	HK Bank – China Mobile R Bull CBBC Oct 2016 E	2015/10/14	2015/10/15
63262	Standard Chartered Bank – HSI R Bear CBBC Mar 2016 T	2015/10/14	2015/10/15
63377	J P Morgan SP BV – HSI R Bear CBBC Feb 2016 W	2015/10/14	2015/10/15
63433	BNP Paribas Arbit Issu B.V. – HSI R Bear CBBC Apr 2016 O	2015/10/14	2015/10/15
63551	Standard Chartered Bank – HSI R Bear CBBC Mar 2016 V	2015/10/14	2015/10/15
63571	J P Morgan SP BV – HSCEI R Bear CBBC Apr 2016 S	2015/10/14	2015/10/15
63722	Credit Suisse AG – HSI R Bear CBBC Mar 2016 Y	2015/10/14	2015/10/15
63655	J P Morgan SP BV – HSI R Bear CBBC Feb 2016 U	2015/10/14	2015/10/15
63350	SGA Societe Generale Acceptance N.V.-HSI R Bear CBBC May16 L	2015/10/14	2015/10/15
63708	Credit Suisse AG – HSI R Bear CBBC Mar 2016 V	2015/10/14	2015/10/15
63709	Credit Suisse AG – HSI R Bear CBBC Mar 2016 W	2015/10/14	2015/10/15
63719	Credit Suisse AG – HSI R Bear CBBC Mar 2016 X	2015/10/14	2015/10/15
63418	Standard Chartered Bank – HSI R Bear CBBC Mar 2016 U	2015/10/14	2015/10/15
63734	BNP Paribas Arbit Issu B.V. – HSI R Bear CBBC Mar 2016 Z	2015/10/14	2015/10/15
63432	BNP Paribas Arbit Issu B.V. – HSI R Bear CBBC Mar 2016 U	2015/10/14	2015/10/15
63724	Credit Suisse AG – HSI R Bear CBBC Mar 2016 A	2015/10/14	2015/10/15
64328	J P Morgan SP BV – HSI R Bear CBBC Apr 2016 N	2015/10/15	2015/10/16
60793	J P Morgan SP BV – HSI R Bear CBBC Nov 2015 R	2015/10/15	2015/10/16
60693	SGA Societe Generale Acceptance N.V.-HSI R Bear CBBC Feb16 D	2015/10/15	2015/10/16
61923	UBS AG – HSI R Bear CBBC Feb 2016 S	2015/10/15	2015/10/16
64329	SGA Societe Generale Acceptance N.V.-HSI R Bear CBBC May16 Q	2015/10/15	2015/10/16
61987	HK Bank – HSI R Bear CBBC Oct 2016 A	2015/10/15	2015/10/16
64282	Standard Chartered Bank – HSI R Bear CBBC Mar 2016 W	2015/10/15	2015/10/16
60808	Credit Suisse AG – HSI R Bear CBBC Mar 2016 N	2015/10/15	2015/10/16
68741	Credit Suisse AG – HKEx R Bear CBBC Mar 2016 A	2015/10/15	2015/10/16
63988	UBS AG – HSI R Bear CBBC Mar 2016 J	2015/10/15	2015/10/16
64733	J P Morgan SP BV – HSI R Bear CBBC Apr 2016 A	2015/10/15	2015/10/16
61766	Credit Suisse AG – HSI R Bear CBBC Feb 2016 D	2015/10/15	2015/10/16
63831	Standard Chartered Bank – HSI R Bear CBBC Feb 2016 B	2015/10/15	2015/10/16
64027	J P Morgan SP BV – HSI R Bear CBBC Feb 2016 Y	2015/10/15	2015/10/16
60710	BNP Paribas Arbit Issu B.V. – HSI R Bear CBBC Mar 2016 N	2015/10/15	2015/10/16
64187	SGA Societe Generale Acceptance N.V.-HSI R Bear CBBC May16 M	2015/10/15	2015/10/16
64322	Credit Suisse AG – HSI R Bear CBBC Feb 2016 R	2015/10/15	2015/10/16
64189	SGA Societe Generale Acceptance N.V.-HSI R Bear CBBC May16 N	2015/10/15	2015/10/16
64324	J P Morgan SP BV – HSI R Bear CBBC Mar 2016 Y	2015/10/15	2015/10/16
64192	SGA Societe Generale Acceptance N.V.-HSI R Bear CBBC May16 J	2015/10/15	2015/10/16
64193	SGA Societe Generale Acceptance N.V.-HSI R Bear CBBC May16 O	2015/10/15	2015/10/16
64276	UBS AG – HSI R Bear CBBC Jan 2016 F	2015/10/15	2015/10/16
64317	Credit Suisse AG – HSI R Bear CBBC Feb 2016 O	2015/10/15	2015/10/16
60465	J P Morgan SP BV – HKEx R Bear CBBC Mar 2016 C	2015/10/16	2015/10/19
60476	J P Morgan SP BV – HSI R Bear CBBC Nov 2015 J	2015/10/16	2015/10/19
60715	BNP Paribas Arbit Issu B.V. – HSI R Bear CBBC Apr 2016 K	2015/10/16	2015/10/19
60700	Standard Chartered Bank – HSI R Bear CBBC Jan 2016 H	2015/10/16	2015/10/19
60454	UBS AG – CKH R Bull CBBC Oct 2015 A	2015/10/16	2015/10/20
60694	SGA Societe Generale Acceptance N.V.-HSI R Bear CBBC Feb16 E	2015/10/16	2015/10/19
64360	SGA Societe Generale Acceptance N.V.-HSI R Bear CBBC Jun16 R	2015/10/16	2015/10/19
67675	HK Bank – TCH R Bear CBBC Aug 2016 A	2015/10/16	2015/10/19
60442	Credit Suisse AG – HSI R Bear CBBC Mar 2016 L	2015/10/16	2015/10/19
64394	Credit Suisse AG – HSI R Bear CBBC Jan 2016 G	2015/10/16	2015/10/19
64034	J P Morgan SP BV – HSI R Bear CBBC Mar 2016 X	2015/10/16	2015/10/19
64194	SGA Societe Generale Acceptance N.V.-HSI R Bear CBBC May16 P	2015/10/16	2015/10/19
68372	J P Morgan SP BV – HSI R Bear CBBC Feb 2016 L	2015/10/16	2015/10/19
64340	Standard Chartered Bank – HKEx R Bear CBBC Mar 2016 E	2015/10/16	2015/10/19
64345	Standard Chartered Bank – HSI R Bear CBBC Mar 2016 X	2015/10/16	2015/10/19
64356	SGA Societe Generale Acceptance N.V.-HSI R Bear CBBC Jun16 Q	2015/10/16	2015/10/19
64361	SGA Societe Generale Acceptance N.V.-HSI R Bear CBBC Jun16 S	2015/10/16	2015/10/19
64362	SGA Societe Generale Acceptance N.V.-HSI R Bear CBBC Jun16 T	2015/10/16	2015/10/19
64380	J P Morgan SP BV – HSI R Bear CBBC Apr 2016 O	2015/10/16	2015/10/19
65008	UBS AG – Ping An R Bull CBBC Oct 2015 A	2015/10/16	2015/10/20
64395	Credit Suisse AG – HSI R Bear CBBC Jan 2016 E	2015/10/16	2015/10/19
64397	Credit Suisse AG – HSI R Bear CBBC Jan 2016 K	2015/10/16	2015/10/19
64472	J P Morgan SP BV – HSCEI R Bear CBBC Apr 2016 T	2015/10/16	2015/10/19
64487	UBS AG – HSI R Bear CBBC Jan 2016 G	2015/10/16	2015/10/19
64505	UBS AG – HSI R Bear CBBC Feb 2016 D	2015/10/16	2015/10/19
64527	UBS AG – HSI R Bear CBBC Jan 2016 Y	2015/10/16	2015/10/19
66012	HK Bank – Ping An R Bull CBBC Oct 2015 C	2015/10/16	2015/10/20
64102	UBS AG – CKH R Bull CBBC Oct 2015 B	2015/10/16	2015/10/20
64379	J P Morgan SP BV – HSI R Bear CBBC Feb 2016 M	2015/10/16	2015/10/19
60716	BNP Paribas Arbit Issu B.V. – HSI R Bear CBBC Mar 2016 O	2015/10/16	2015/10/19
60903	J P Morgan SP BV – Tencent R Bear CBBC Apr 2016 C	2015/10/16	2015/10/19
68228	Credit Suisse AG – HSI R Bear CBBC Apr 2016 Q	2015/10/16	2015/10/19
60805	Credit Suisse AG – HSI R Bear CBBC Mar 2016 M	2015/10/16	2015/10/19
61928	UBS AG – HSI R Bear CBBC Jan 2016 I	2015/10/16	2015/10/19
68320	UBS AG – HSI R Bear CBBC Jan 2016 J	2015/10/16	2015/10/19
68230	Credit Suisse AG – HSI R Bear CBBC Feb 2016 S	2015/10/16	2015/10/19
60953	HK Bank – HSI R Bear CBBC Jul 2016 D	2015/10/16	2015/10/19
62345	SGA Societe Generale Acceptance N.V.-HSI R Bear CBBC May16 A	2015/10/16	2015/10/19
62921	J P Morgan SP BV – HSI R Bear CBBC Feb 2016 O	2015/10/16	2015/10/19
61760	Credit Suisse AG – HSI R Bear CBBC Apr 2016 I	2015/10/16	2015/10/19
61486	J P Morgan SP BV – HSI R Bear CBBC Dec 2015 W	2015/10/16	2015/10/19
68682	Standard Chartered Bank – HSI R Bear CBBC Feb 2016 T	2015/10/16	2015/10/19
60941	UBS AG – HSI R Bear CBBC Dec 2015 U	2015/10/16	2015/10/19
64938	Macquarie Bank Ltd. – HSI R Bear CBBC Mar 2016 C	2015/10/16	2015/10/19
61169	SGA Societe Generale Acceptance N.V.-HSI R Bear CBBC Mar16 E	2015/10/16	2015/10/19
61023	HK Bank – HKEx R Bear CBBC Jun 2016 E	2015/10/16	2015/10/19
64082	J P Morgan SP BV – HSI R Bear CBBC Feb 2016 X	2015/10/16	2015/10/19

List of expired CBBC, 2015 (continued)

Code	CBBC	Last trading date	Delisted date
68550	HK Bank – TCH R Bull CBBC Oct 2015 E	2015/10/16	2015/10/20
64624	J P Morgan SP BV – HSI R Bear CBBC Mar 2016 Z	2015/10/19	2015/10/20
64686	UBS AG – HSI R Bear CBBC Jan 2016 A	2015/10/19	2015/10/20
64658	Credit Suisse AG – HSI R Bear CBBC Feb 2016 F	2015/10/19	2015/10/20
64613	Standard Chartered Bank – HSI R Bear CBBC Mar 2016 Z	2015/10/19	2015/10/20
64606	Standard Chartered Bank – HSI R Bear CBBC Mar 2016 Y	2015/10/19	2015/10/20
64605	SGA Societe Generale Acceptance N.V.-HSI R Bear CBBC Apr16 H	2015/10/19	2015/10/20
64592	HK Bank – HSI R Bear CBBC Apr 2016 W	2015/10/19	2015/10/20
64667	Credit Suisse AG – HSI R Bear CBBC Feb 2016 T	2015/10/19	2015/10/20
64812	UBS AG – HSI R Bear CBBC Jan 2016 C	2015/10/20	2015/10/22
64737	SGA Societe Generale Acceptance N.V.-HSI R Bear CBBC Apr16 J	2015/10/20	2015/10/22
64784	Credit Suisse AG – HSI R Bear CBBC Mar 2016 R	2015/10/20	2015/10/22
64796	Credit Suisse AG – HSI R Bear CBBC Mar 2016 S	2015/10/20	2015/10/22
64805	J P Morgan SP BV – HSI R Bear CBBC Mar 2016 D	2015/10/20	2015/10/22
64806	J P Morgan SP BV – HSI R Bear CBBC Apr 2016 R	2015/10/20	2015/10/22
64865	Credit Suisse AG – HSI R Bear CBBC Jan 2016 H	2015/10/22	2015/10/23
64888	J P Morgan SP BV – HSI R Bear CBBC Feb 2016 P	2015/10/22	2015/10/23
64883	J P Morgan SP BV – HSI R Bear CBBC Apr 2016 S	2015/10/22	2015/10/23
64458	Credit Suisse AG – HSI R Bull CBBC Jun 2016 M	2015/10/22	2015/10/23
64860	Credit Suisse AG – HSI R Bear CBBC Jan 2016 M	2015/10/22	2015/10/23
64690	UBS AG – HSI R Bull CBBC Jun 2016 A	2015/10/22	2015/10/23
64620	SGA Societe Generale Acceptance N.V.-HSI R Bull CBBC Jun16 D	2015/10/22	2015/10/23
64838	Standard Chartered Bank – HSI R Bear CBBC Mar 2016 G	2015/10/22	2015/10/23
64464	J P Morgan SP BV – HSI R Bull CBBC Sep 2016 P	2015/10/22	2015/10/23
64685	Credit Suisse AG – HSI R Bull CBBC May 2016 R	2015/10/22	2015/10/23
64836	SGA Societe Generale Acceptance N.V.-HSI R Bear CBBC Apr16 K	2015/10/22	2015/10/23
61184	SGA Societe Generale Acceptance N.V.-HSI R Bear CBBC Mar16 F	2015/10/23	2015/10/26
66668	HK Bank – CUni R Bull CBBC Oct 2015 B	2015/10/23	2015/10/27
67034	HK Bank – Galaxy Ent R Bear CBBC Oct 2015 C	2015/10/23	2015/10/27
69627	HK Bank – COVS R Bull CBBC Oct 2015 A	2015/10/23	2015/10/27
65369	UBS AG – HSI R Bear CBBC Jan 2016 R	2015/10/23	2015/10/26
60993	HK Bank – HSI R Bear CBBC Apr 2016 U	2015/10/23	2015/10/26
65367	UBS AG – HSI R Bear CBBC Jan 2016 N	2015/10/23	2015/10/26
61824	Standard Chartered Bank – HSI R Bear CBBC Jan 2016 I	2015/10/23	2015/10/26
65155	Credit Suisse AG – HSI R Bear CBBC Jan 2016 V	2015/10/23	2015/10/26
65145	J P Morgan SP BV – HSI R Bear CBBC Mar 2016 E	2015/10/23	2015/10/26
68398	HK Bank – HKEx R Bull CBBC Oct 2015 C	2015/10/23	2015/10/27
65049	SGA Societe Generale Acceptance N.V.-HSI R Bear CBBC May16 T	2015/10/23	2015/10/26
63059	Standard Chartered Bank – ABC R Bull CBBC Oct 2015 A	2015/10/23	2015/10/27
65814	HK Bank – Sands China R Bear CBBC Oct 2015 B	2015/10/23	2015/10/27
68411	HK Bank – AIA R Bull CBBC Oct 2015 A	2015/10/23	2015/10/27
64969	HK Bank – Ping An R Bull CBBC Oct 2015 B	2015/10/23	2015/10/27
65020	SGA Societe Generale Acceptance N.V.-HSI R Bear CBBC May16 Y	2015/10/23	2015/10/26
65017	SGA Societe Generale Acceptance N.V.-HSI R Bear CBBC May16 X	2015/10/23	2015/10/26
65011	HK Bank – HSI R Bear CBBC May 2016 U	2015/10/23	2015/10/26
65144	J P Morgan SP BV – HSI R Bear CBBC Apr 2016 T	2015/10/23	2015/10/26
65154	Credit Suisse AG – HSI R Bear CBBC Jan 2016 T	2015/10/23	2015/10/26
60418	UBS AG – HSI R Bear CBBC Jan 2016 S	2015/10/23	2015/10/26
60795	J P Morgan SP BV – HSI R Bear CBBC Dec 2015 Z	2015/10/23	2015/10/26
60804	Credit Suisse AG – HSI R Bear CBBC Feb 2016 Q	2015/10/23	2015/10/26
68428	HK Bank – Ping An R Bull CBBC Oct 2015 A	2015/10/23	2015/10/27
60453	BNP Paribas Arbit Issu B.V. – HSI R Bear CBBC Apr 2016 J	2015/10/23	2015/10/26
66995	HK Bank – TCH R Bear CBBC Jul 2016 D	2015/10/26	2015/10/27
65501	HK Bank – PetCh R Bull CBBC Nov 2016 D	2015/10/26	2015/10/27
65512	SGA Societe Generale Acceptance N.V.-HSI R Bear CBBC Apr16 M	2015/10/26	2015/10/27
65515	SGA Societe Generale Acceptance N.V.-HSI R Bear CBBC May16 S	2015/10/26	2015/10/27
65534	Standard Chartered Bank – HSI R Bear CBBC Mar 2016 B	2015/10/26	2015/10/27
65539	Standard Chartered Bank – HSI R Bear CBBC Mar 2016 C	2015/10/26	2015/10/27
65557	J P Morgan SP BV – HSI R Bear CBBC Feb 2016 R	2015/10/26	2015/10/27
67058	J P Morgan SP BV – Tencent R Bear CBBC Apr 2016 B	2015/10/26	2015/10/27
61510	J P Morgan SP BV – HSI R Bear CBBC Jan 2016 S	2015/10/26	2015/10/27
65567	Credit Suisse AG – HSI R Bear CBBC Feb 2016 A	2015/10/26	2015/10/27
65576	Credit Suisse AG – HSI R Bear CBBC Jan 2016 W	2015/10/26	2015/10/27
65601	Credit Suisse AG – HSI R Bear CBBC Jan 2016 D	2015/10/26	2015/10/27
65614	Credit Suisse AG – HSI R Bull CBBC Jun 2016 P	2015/10/26	2015/10/27
61185	SGA Societe Generale Acceptance N.V.-HSI R Bear CBBC Mar16 G	2015/10/26	2015/10/27
65668	UBS AG – HSI R Bear CBBC Jan 2016 T	2015/10/26	2015/10/27
61732	Credit Suisse AG – HSI R Bear CBBC Apr 2016 H	2015/10/26	2015/10/27
60296	BNP Paribas Arbit Issu B.V. – HSI R Bear CBBC Apr 2016 I	2015/10/26	2015/10/27
61039	Credit Suisse AG – China Mobile R Bear CBBC Oct 2015 A	2015/10/26	2015/10/28
60467	Credit Suisse AG – CSOP A50 ETF R Bear CBBC Oct 2015 B	2015/10/26	2015/10/28
65004	HK Bank – HSI R Bear CBBC Dec 2016 D	2015/10/26	2015/10/27
64035	J P Morgan SP BV – HSI R Bear CBBC Apr 2016 M	2015/10/26	2015/10/27
62954	UBS AG – Tencent R Bear CBBC Apr 2016 B	2015/10/26	2015/10/27
60696	Standard Chartered Bank – HSI R Bear CBBC Jan 2016 G	2015/10/26	2015/10/27
60777	Credit Suisse AG – HSCEI R Bear CBBC Dec 2015 G	2015/10/26	2015/10/27
60433	Credit Suisse AG – HSI R Bear CBBC Mar 2016 J	2015/10/26	2015/10/27
62347	SGA Societe Generale Acceptance N.V.-HSI R Bear CBBC Apr16 F	2015/10/26	2015/10/27
65673	UBS AG – HSI R Bear CBBC Jan 2016 U	2015/10/26	2015/10/27
60295	BNP Paribas Arbit Issu B.V. – HSI R Bear CBBC Mar 2016 M	2015/10/26	2015/10/27
64773	HK Bank – A50 R Bear CBBC Jul 2016 C	2015/10/26	2015/10/27
68248	BNP Paribas Arbit Issu B.V. – TCH R Bear CBBC Dec 2015 D	2015/10/26	2015/10/27
62682	Standard Chartered Bank – TCH R Bear CBBC Jun 2016 C	2015/10/26	2015/10/27
60291	SGA Societe Generale Acceptance N.V.-HSI R Bear CBBC Feb16 C	2015/10/26	2015/10/27
60434	Credit Suisse AG – HSI R Bear CBBC Mar 2016 K	2015/10/26	2015/10/27
61931	UBS AG – HSI R Bear CBBC Feb 2016 T	2015/10/26	2015/10/27
60471	Credit Suisse AG – A50 China R Bear CBBC Oct 2015 A	2015/10/26	2015/10/28

List of expired CBBC, 2015 (continued)

Code	CBBC	Last trading date	Delisted date
60477	J P Morgan SP BV – HSI R Bear CBBC Dec 2015 O	2015/10/26	2015/10/27
60552	HK Bank – HSI R Bear CBBC May 2016 P	2015/10/26	2015/10/27
64484	J P Morgan SP BV – HSI R Bear CBBC Apr 2016 P	2015/10/26	2015/10/27
64228	Standard Chartered Bank – HSI R Bear CBBC Feb 2016 E	2015/10/26	2015/10/27
64364	SGA Societe Generale Acceptance N.V.-HSI R Bear CBBC Jun16 U	2015/10/26	2015/10/27
61037	Credit Suisse AG – TCH R Bear CBBC Oct 2015 A	2015/10/26	2015/10/28
60801	Credit Suisse AG – HSI R Bear CBBC Apr 2016 F	2015/10/26	2015/10/27
61034	Credit Suisse AG – HKEx R Bear CBBC Oct 2015 B	2015/10/26	2015/10/28
60997	HK Bank – HSCEI R Bear CBBC Jun 2016 A	2015/10/26	2015/10/27
65561	J P Morgan SP BV – HSI R Bear CBBC Apr 2016 U	2015/10/26	2015/10/27
69520	Credit Suisse AG – HKEx R Bear CBBC Oct 2015 C	2015/10/26	2015/10/28
63689	Macquarie Bank Ltd. – HSI R Bear CBBC Mar 2016 K	2015/10/26	2015/10/27
60648	Standard Chartered Bank – HSCEI R Bear CBBC Jan 2016 C	2015/10/26	2015/10/27
69521	Credit Suisse AG – China Mobile R Bear CBBC Oct 2015 B	2015/10/26	2015/10/28
60761	BNP Paribas Arbit Issu B.V. – HSCEI R Bear CBBC Apr 2016 C	2015/10/26	2015/10/27
64369	SGA Societe Generale Acceptance N.V.-HSI R Bear CBBC May16 V	2015/10/26	2015/10/27
60937	J P Morgan SP BV – HSCEI R Bear CBBC Mar 2016 B	2015/10/26	2015/10/27
60946	UBS AG – HSI R Bear CBBC Feb 2016 O	2015/10/26	2015/10/27
60944	UBS AG – HSI R Bear CBBC Feb 2016 N	2015/10/26	2015/10/27
65711	J P Morgan SP BV – HSI R Bull CBBC Aug 2016 B	2015/10/26	2015/10/27
65690	UBS AG – HSI R Bull CBBC Jun 2016 N	2015/10/27	2015/10/28
65707	SGA Societe Generale Acceptance N.V.-HSI R Bull CBBC Jun16 J	2015/10/27	2015/10/28
65789	SGA Societe Generale Acceptance N.V.-HSI R Bull CBBC May16 G	2015/10/27	2015/10/28
65401	UBS AG – HSI R Bull CBBC Jun 2016 F	2015/10/27	2015/10/28
65565	Standard Chartered Bank – HSI R Bull CBBC Sep 2016 N	2015/10/27	2015/10/28
65967	UBS AG – HSI R Bear CBBC Jan 2016 E	2015/10/27	2015/10/28
65322	J P Morgan SP BV – HSI R Bull CBBC Mar 2016 F	2015/10/27	2015/10/28
65302	Credit Suisse AG – HSI R Bull CBBC Jul 2016 V	2015/10/27	2015/10/28
65802	J P Morgan SP BV – HSI R Bull CBBC Nov 2016 R	2015/10/27	2015/10/28
65805	J P Morgan SP BV – HSI R Bear CBBC Feb 2016 Q	2015/10/27	2015/10/28
65842	Credit Suisse AG – HSI R Bear CBBC Jan 2016 I	2015/10/27	2015/10/28
65045	SGA Societe Generale Acceptance N.V.-HSI R Bull CBBC Jun16 A	2015/10/27	2015/10/28
65856	Credit Suisse AG – HSI R Bull CBBC May 2016 F	2015/10/27	2015/10/28
65932	UBS AG – HSI R Bull CBBC Jul 2016 P	2015/10/27	2015/10/28
65796	SGA Societe Generale Acceptance N.V.-HSI R Bear CBBC Mar16 T	2015/10/27	2015/10/28
61330	BNP Paribas Arbit Issu B.V. – HSI R Bear CBBC Oct 2015 M	2015/10/28	2015/10/30
61519	UBS AG – HSI R Bear CBBC Oct 2015 J	2015/10/28	2015/10/30
61332	BNP Paribas Arbit Issu B.V. – HSI R Bear CBBC Oct 2015 A	2015/10/28	2015/10/30
65115	J P Morgan SP BV – HSI R Bear CBBC Oct 2015 I	2015/10/28	2015/10/30
68983	UBS AG – HSCEI R Bear CBBC Oct 2015 A	2015/10/28	2015/10/30
67603	J P Morgan SP BV – HSI R Bear CBBC Oct 2015 R	2015/10/28	2015/10/30
61405	Credit Suisse AG – HSI R Bear CBBC Oct 2015 V	2015/10/28	2015/10/30
61112	J P Morgan SP BV – HSI R Bear CBBC Oct 2015 E	2015/10/28	2015/10/30
61329	BNP Paribas Arbit Issu B.V. – HSI R Bear CBBC Oct 2015 L	2015/10/28	2015/10/30
61326	BNP Paribas Arbit Issu B.V. – HSI R Bear CBBC Oct 2015 K	2015/10/28	2015/10/30
61319	Standard Chartered Bank – HSI R Bear CBBC Oct 2015 K	2015/10/28	2015/10/30
60844	UBS AG – HSCEI R Bear CBBC Oct 2015 M	2015/10/28	2015/10/30
67631	UBS AG – HSI R Bear CBBC Oct 2015 S	2015/10/28	2015/10/30
61640	Credit Suisse AG – HSI R Bear CBBC Oct 2015 S	2015/10/28	2015/10/30
60950	Credit Suisse AG – HSI R Bear CBBC Oct 2015 H	2015/10/28	2015/10/30
67268	Credit Suisse AG – HSI R Bear CBBC Oct 2015 I	2015/10/28	2015/10/30
61648	Credit Suisse AG – HSI R Bear CBBC Oct 2015 T	2015/10/28	2015/10/30
61081	Standard Chartered Bank – HSI R Bear CBBC Oct 2015 J	2015/10/28	2015/10/30
65266	BNP Paribas Arbit Issu B.V. – HSI R Bear CBBC Oct 2015 R	2015/10/28	2015/10/30
61079	Standard Chartered Bank – HSI R Bear CBBC Oct 2015 I	2015/10/28	2015/10/30
67863	Credit Suisse AG – HSI R Bear CBBC Oct 2015 U	2015/10/28	2015/10/30
65227	BNP Paribas Arbit Issu B.V. – HSI R Bear CBBC Oct 2015 N	2015/10/28	2015/10/30
61157	Credit Suisse AG – HSCEI R Bear CBBC Oct 2015 I	2015/10/28	2015/10/30
60583	J P Morgan SP BV – HSI R Bear CBBC Oct 2015 C	2015/10/28	2015/10/30
61946	J P Morgan SP BV – HSI R Bear CBBC Oct 2015 A	2015/10/28	2015/10/30
61947	J P Morgan SP BV – HSI R Bear CBBC Oct 2015 W	2015/10/28	2015/10/30
69164	SGA Societe Generale Acceptance N.V.-HSI R Bear CBBC Oct15 P	2015/10/28	2015/10/30
62034	Standard Chartered Bank – HSI R Bear CBBC Oct 2015 N	2015/10/28	2015/10/30
69167	SGA Societe Generale Acceptance N.V.-HSI R Bear CBBC Oct15 Q	2015/10/28	2015/10/30
62119	J P Morgan SP BV – HSI R Bear CBBC Oct 2015 X	2015/10/28	2015/10/30
61742	J P Morgan SP BV – HSI R Bear CBBC Oct 2015 F	2015/10/28	2015/10/30
69158	SGA Societe Generale Acceptance N.V.-HSI R Bear CBBC Oct15 L	2015/10/28	2015/10/30
60628	SGA Societe Generale Acceptance N.V.-CSA50 R Bear CBBC Oct15B	2015/10/28	2015/10/30
61929	UBS AG – HSI R Bear CBBC Oct 2015 T	2015/10/28	2015/10/30
60546	Credit Suisse AG – HSI R Bear CBBC Oct 2015 Q	2015/10/28	2015/10/30
60543	Credit Suisse AG – HSI R Bear CBBC Oct 2015 P	2015/10/28	2015/10/30
62248	Standard Chartered Bank – HSI R Bear CBBC Oct 2015 O	2015/10/28	2015/10/30
62250	Standard Chartered Bank – HSCEI R Bear CBBC Oct 2015 G	2015/10/28	2015/10/30
61470	SGA Societe Generale Acceptance N.V.-HKEx R Bull CBBC Oct15A	2015/10/28	2015/10/30
69722	Credit Suisse AG – CSOP A50 ETF R Bear CBBC Oct 2015 D	2015/10/28	2015/10/30
69721	Credit Suisse AG – A50 China R Bear CBBC Oct 2015 C	2015/10/28	2015/10/30
65754	BNP Paribas Arbit Issu B.V. – HSI R Bear CBBC Oct 2015 Z	2015/10/28	2015/10/30
61736	Standard Chartered Bank – HSCEI R Bear CBBC Oct 2015 F	2015/10/28	2015/10/30
61525	UBS AG – HSI R Bear CBBC Oct 2015 N	2015/10/28	2015/10/30
61551	UBS AG – HSI R Bear CBBC Oct 2015 Q	2015/10/28	2015/10/30
61591	UBS AG – HSCEI R Bear CBBC Oct 2015 N	2015/10/28	2015/10/30
64066	HK Bank – CNOOC R Bull CBBC Nov 2016 E	2015/10/28	2015/10/29
69045	SGA Societe Generale Acceptance N.V.-HSI R Bear CBBC Oct15 H	2015/10/28	2015/10/30
69046	SGA Societe Generale Acceptance N.V.-HSI R Bear CBBC Oct15 I	2015/10/28	2015/10/30
69049	SGA Societe Generale Acceptance N.V.-HSI R Bear CBBC Oct15 J	2015/10/28	2015/10/30
69162	SGA Societe Generale Acceptance N.V.-HSI R Bear CBBC Oct15 O	2015/10/28	2015/10/30
68499	Standard Chartered Bank – HSCEI R Bear CBBC Oct 2015 C	2015/10/28	2015/10/30

List of expired CBBC, 2015 (continued)

Code	CBBC	Last trading date	Delisted date
69161	SGA Societe Generale Acceptance N.V.-HSI R Bear CBBC Oct15 N	2015/10/28	2015/10/30
61737	Standard Chartered Bank – HSI R Bear CBBC Oct 2015 L	2015/10/28	2015/10/30
61774	Macquarie Bank Ltd. – HSI R Bear CBBC Oct 2015 A	2015/10/28	2015/10/30
67581	Credit Suisse AG – HSCEI R Bear CBBC Oct 2015 G	2015/10/28	2015/10/30
61813	UBS AG – HSI R Bear CBBC Oct 2015 R	2015/10/28	2015/10/30
69740	UBS AG – HSI R Bear CBBC Oct 2015 Z	2015/10/28	2015/10/30
61890	Standard Chartered Bank – HSI R Bear CBBC Oct 2015 M	2015/10/28	2015/10/30
69159	SGA Societe Generale Acceptance N.V.-HSI R Bear CBBC Oct15 M	2015/10/28	2015/10/30
67642	J P Morgan SP BV – HSI R Bear CBBC Oct 2015 S	2015/10/28	2015/10/30
67344	J P Morgan SP BV – HSI R Bear CBBC Oct 2015 Q	2015/10/28	2015/10/30
61240	Standard Chartered Bank – HSI R Bull CBBC Oct 2015 K	2015/10/28	2015/10/30
65793	SGA Societe Generale Acceptance N.V.-HSI R Bear CBBC Oct 15T	2015/10/28	2015/10/30
65785	SGA Societe Generale Acceptance N.V.-HSI R Bear CBBC Oct 15A	2015/10/28	2015/10/30
69909	BNP Paribas Arbit Issu B.V. – HSI R Bear CBBC Oct 2015 H	2015/10/28	2015/10/30
65770	Standard Chartered Bank – HSCEI R Bear CBBC Oct 2015 A	2015/10/28	2015/10/30
60313	Standard Chartered Bank – HSI R Bear CBBC Oct 2015 E	2015/10/28	2015/10/30
69890	UBS AG – HSI R Bear CBBC Oct 2015 D	2015/10/28	2015/10/30
66348	SGA Societe Generale Acceptance NV -HSCEI R Bear CBBC Oct15J	2015/10/28	2015/10/30
60314	Credit Suisse AG – HSI R Bear CBBC Oct 2015 W	2015/10/28	2015/10/30
68002	J P Morgan SP BV – HSI R Bear CBBC Oct 2015 T	2015/10/28	2015/10/30
60354	UBS AG – HSCEI R Bear CBBC Oct 2015 L	2015/10/28	2015/10/30
65817	Credit Suisse AG – HSI R Bear CBBC Oct 2015 Y	2015/10/28	2015/10/30
60380	J P Morgan SP BV – HSI R Bear CBBC Oct 2015 D	2015/10/28	2015/10/30
65626	J P Morgan SP BV – HSI R Bear CBBC Oct 2015 J	2015/10/28	2015/10/30
69878	UBS AG – HSI R Bear CBBC Oct 2015 A	2015/10/28	2015/10/30
69877	UBS AG – HSI R Bear CBBC Oct 2015 B	2015/10/28	2015/10/30
66470	UBS AG – HSI R Bear CBBC Oct 2015 K	2015/10/28	2015/10/30
66495	UBS AG – HSI R Bear CBBC Oct 2015 L	2015/10/28	2015/10/30
65596	UBS AG – HSI R Bear CBBC Oct 2015 H	2015/10/28	2015/10/30
69841	BNP Paribas Arbit Issu B.V. – HSI R Bear CBBC Oct 2015 G	2015/10/28	2015/10/30
60325	Credit Suisse AG – HSI R Bear CBBC Oct 2015 E	2015/10/28	2015/10/30
66207	UBS AG – HSI R Bear CBBC Jan 2016 F	2015/10/28	2015/10/29
66090	Credit Suisse AG – HSCEI R Bear CBBC Oct 2015 E	2015/10/28	2015/10/30
66103	Credit Suisse AG – HSI R Bear CBBC Oct 2015 C	2015/10/28	2015/10/30
66082	Credit Suisse AG – HSCEI R Bear CBBC Oct 2015 D	2015/10/28	2015/10/30
60065	Standard Chartered Bank – HSI R Bear CBBC Oct 2015 D	2015/10/28	2015/10/30
60124	UBS AG – HSI R Bear CBBC Oct 2015 W	2015/10/28	2015/10/30
60125	UBS AG – HSI R Bear CBBC Oct 2015 E	2015/10/28	2015/10/30
66136	J P Morgan SP BV – HSI R Bear CBBC Oct 2015 K	2015/10/28	2015/10/30
65876	SGA Societe Generale Acceptance N.V.-HSI R Bear CBBC Oct15 U	2015/10/28	2015/10/30
61363	Credit Suisse AG – HSI R Bear CBBC Oct 2015 R	2015/10/28	2015/10/30
65833	UBS AG – HSI R Bear CBBC Oct 2015 I	2015/10/28	2015/10/30
60194	J P Morgan SP BV – HSI R Bear CBBC Oct 2015 B	2015/10/28	2015/10/30
66189	UBS AG – HSI R Bull CBBC Jul 2016 C	2015/10/28	2015/10/29
66166	Credit Suisse AG – HSI R Bear CBBC Jan 2016 G	2015/10/28	2015/10/29
66163	Credit Suisse AG – HSI R Bear CBBC Jan 2016 E	2015/10/28	2015/10/29
66159	Credit Suisse AG – HSI R Bull CBBC May 2016 S	2015/10/28	2015/10/29
65825	Credit Suisse AG – HSI R Bear CBBC Oct 2015 A	2015/10/28	2015/10/30
65823	Credit Suisse AG – HSI R Bear CBBC Oct 2015 Z	2015/10/28	2015/10/30
66092	SGA Societe Generale Acceptance N.V.-HSI R Bear CBBC Apr16 O	2015/10/28	2015/10/29
66066	SGA Societe Generale Acceptance N.V.-HSI R Bull CBBC Jul16 R	2015/10/28	2015/10/29
69280	J P Morgan SP BV – HSCEI R Bear CBBC Oct 2015 A	2015/10/28	2015/10/30
66218	J P Morgan SP BV – HSI R Bear CBBC Mar 2016 F	2015/10/28	2015/10/29
67140	Credit Suisse AG – HSI R Bear CBBC Oct 2015 G	2015/10/28	2015/10/30
65389	BNP Paribas Arbit Issu B.V. – HSI R Bear CBBC Oct 2015 T	2015/10/28	2015/10/30
67006	J P Morgan SP BV – HSI R Bear CBBC Oct 2015 N	2015/10/28	2015/10/30
65387	BNP Paribas Arbit Issu B.V. – HSI R Bear CBBC Oct 2015 S	2015/10/28	2015/10/30
66049	UBS AG – HSI R Bear CBBC Oct 2015 Y	2015/10/28	2015/10/30
67043	UBS AG – HSI R Bear CBBC Oct 2015 O	2015/10/28	2015/10/30
60644	Credit Suisse AG – HSI R Bear CBBC Oct 2015 X	2015/10/28	2015/10/30
67080	UBS AG – HSCEI R Bear CBBC Oct 2015 H	2015/10/28	2015/10/30
67138	Credit Suisse AG – HSI R Bear CBBC Oct 2015 F	2015/10/28	2015/10/30
66535	UBS AG – HSI R Bear CBBC Oct 2015 M	2015/10/28	2015/10/30
60745	J P Morgan SP BV – HSI R Bear CBBC Oct 2015 V	2015/10/28	2015/10/30
65394	BNP Paribas Arbit Issu B.V. – HSI R Bear CBBC Oct 2015 V	2015/10/28	2015/10/30
60827	UBS AG – HSI R Bear CBBC Oct 2015 F	2015/10/28	2015/10/30
68815	UBS AG – HSCEI R Bear CBBC Oct 2015 J	2015/10/28	2015/10/30
65716	HK Bank – HSI R Bear CBBC Oct 2015 A	2015/10/28	2015/10/30
60834	UBS AG – HSI R Bear CBBC Oct 2015 X	2015/10/28	2015/10/30
67204	UBS AG – HSI R Bear CBBC Oct 2015 P	2015/10/28	2015/10/30
67222	J P Morgan SP BV – HSI R Bear CBBC Oct 2015 O	2015/10/28	2015/10/30
60840	UBS AG – HSI R Bear CBBC Oct 2015 V	2015/10/28	2015/10/30
68613	Credit Suisse AG – HSCEI R Bear CBBC Oct 2015 H	2015/10/28	2015/10/30
60738	J P Morgan SP BV – HSI R Bear CBBC Oct 2015 U	2015/10/28	2015/10/30
66743	BNP Paribas Arbit Issu B.V. – HSI R Bear CBBC Oct 2015 X	2015/10/28	2015/10/30
65592	UBS AG – HSI R Bear CBBC Oct 2015 G	2015/10/28	2015/10/30
69179	Standard Chartered Bank – HSCEI R Bear CBBC Oct 2015 D	2015/10/28	2015/10/30
66604	J P Morgan SP BV – HSI R Bear CBBC Oct 2015 L	2015/10/28	2015/10/30
60452	Standard Chartered Bank – HSI R Bear CBBC Oct 2015 F	2015/10/28	2015/10/30
68861	J P Morgan SP BV – HSI R Bear CBBC Oct 2015 Y	2015/10/28	2015/10/30
66730	J P Morgan SP BV – HSI R Bear CBBC Oct 2015 M	2015/10/28	2015/10/30
60478	Standard Chartered Bank – HSI R Bear CBBC Oct 2015 G	2015/10/28	2015/10/30
60525	Standard Chartered Bank – HSI R Bear CBBC Oct 2015 H	2015/10/28	2015/10/30
66097	Credit Suisse AG – HSI R Bear CBBC Oct 2015 B	2015/10/28	2015/10/30
60587	BNP Paribas Arbit Issu B.V. – HSI R Bear CBBC Oct 2015 J	2015/10/28	2015/10/30
65393	BNP Paribas Arbit Issu B.V. – HSI R Bear CBBC Oct 2015 U	2015/10/28	2015/10/30
65480	SGA Societe Generale Acceptance NV -HSCEI R Bear CBBC Oct15I	2015/10/28	2015/10/30

List of expired CBBC, 2015 (continued)

Code	CBBC	Last trading date	Delisted date
69043	SGA Societe Generale Acceptance N.V.- TCH R Bull CBBC Oct15A	2015/10/28	2015/10/30
60609	BNP Paribas Arbit Issu B.V. -CSOP A50 ETF R Bear CBBC Oct15A	2015/10/28	2015/10/30
60637	Credit Suisse AG – HSI R Bear CBBC Oct 2015 D	2015/10/28	2015/10/30
68181	SGA Societe Generale Acceptance N.V.-HSI R Bear CBBC Oct15 S	2015/10/28	2015/10/30
60639	Credit Suisse AG – HSI R Bear CBBC Oct 2015 J	2015/10/28	2015/10/30
66777	Standard Chartered Bank – HSCEI R Bear CBBC Oct 2015 B	2015/10/28	2015/10/30
65395	BNP Paribas Arbit Issu B.V. – HSI R Bear CBBC Oct 2015 W	2015/10/28	2015/10/30
67264	J P Morgan SP BV – HSI R Bear CBBC Oct 2015 P	2015/10/28	2015/10/30
60553	BNP Paribas Arbit Issu B.V. – HSI R Bear CBBC Oct 2015 I	2015/10/28	2015/10/30
62489	SGA Societe Generale Acceptance NV -HSCEI R Bear CBBC Oct15C	2015/10/28	2015/10/30
62777	UBS AG – HSCEI R Bear CBBC Oct 2015 P	2015/10/28	2015/10/30
69804	Credit Suisse AG – HSI R Bear CBBC Oct 2015 N	2015/10/28	2015/10/30
69809	Credit Suisse AG – HSI R Bear CBBC Oct 2015 O	2015/10/28	2015/10/30
61927	SGA Societe Generale Acceptance N.V.-HSI R Bear CBBC Oct15 D	2015/10/28	2015/10/30
61917	SGA Societe Generale Acceptance N.V.-HSI R Bear CBBC Oct15 C	2015/10/28	2015/10/30
62623	Macquarie Bank Ltd. – HSI R Bear CBBC Oct 2015 B	2015/10/28	2015/10/30
62490	SGA Societe Generale Acceptance NV -HSCEI R Bear CBBC Oct15D	2015/10/28	2015/10/30
62372	Standard Chartered Bank – HSI R Bear CBBC Oct 2015 Q	2015/10/28	2015/10/30
69380	UBS AG – HSI R Bear CBBC Oct 2015 C	2015/10/28	2015/10/30
61965	SGA Societe Generale Acceptance N.V.-HSI R Bear CBBC Oct15 E	2015/10/28	2015/10/30
69314	Credit Suisse AG – HSI R Bear CBBC Oct 2015 K	2015/10/28	2015/10/30
69484	Credit Suisse AG – HSCEI R Bear CBBC Oct 2015 B	2015/10/28	2015/10/30
61901	SGA Societe Generale Acceptance N.V.-HSI R Bear CBBC Oct15 B	2015/10/28	2015/10/30
62535	SGA Societe Generale Acceptance NV -HSCEI R Bear CBBC Oct15F	2015/10/28	2015/10/30
62428	UBS AG – HSCEI R Bear CBBC Oct 2015 O	2015/10/28	2015/10/30
62515	SGA Societe Generale Acceptance NV -HSCEI R Bear CBBC Oct15E	2015/10/28	2015/10/30
62666	BNP Paribas Arbit Issu B.V. – HSI R Bear CBBC Oct 2015 B	2015/10/28	2015/10/30
62317	SGA Societe Generale Acceptance N.V.-HSI R Bear CBBC Oct15 F	2015/10/28	2015/10/30
60301	UBS AG – HSCEI R Bear CBBC Oct 2015 B	2015/10/28	2015/10/30
62624	Macquarie Bank Ltd. – HSI R Bear CBBC Oct 2015 C	2015/10/28	2015/10/30
62371	Standard Chartered Bank – HSI R Bear CBBC Oct 2015 P	2015/10/28	2015/10/30
60091	SGA Societe Generale Acceptance N.V.-HSI R Bear CBBC Oct15 X	2015/10/28	2015/10/30
62939	J P Morgan SP BV – HSI R Bear CBBC Oct 2015 H	2015/10/28	2015/10/30
69326	Credit Suisse AG – HSI R Bear CBBC Oct 2015 L	2015/10/28	2015/10/30
60092	SGA Societe Generale Acceptance N.V.-HSI R Bear CBBC Oct15 Y	2015/10/28	2015/10/30
69491	Credit Suisse AG – HSI R Bear CBBC Oct 2015 M	2015/10/28	2015/10/30
67769	UBS AG – HSI R Bear CBBC Oct 2015 U	2015/10/28	2015/10/30
62937	J P Morgan SP BV – HSI R Bear CBBC Oct 2015 G	2015/10/28	2015/10/30
67368	BNP Paribas Arbit Issu B.V. – HSI R Bear CBBC Oct 2015 Y	2015/10/28	2015/10/30
62569	Standard Chartered Bank – HSI R Bear CBBC Oct 2015 S	2015/10/28	2015/10/30
69782	SGA Societe Generale Acceptance N.V.-HSI R Bear CBBC Oct15 V	2015/10/28	2015/10/30
66341	Credit Suisse AG – HSI R Bear CBBC Jan 2016 K	2015/10/29	2015/10/30
66327	SGA Societe Generale Acceptance N.V.-HSI R Bear CBBC Apr16 P	2015/10/29	2015/10/30
66329	UBS AG – HSI R Bear CBBC Feb 2016 X	2015/10/29	2015/10/30
67107	UBS AG – CUni R Bull CBBC Dec 2015 A	2015/10/29	2015/10/30
66347	J P Morgan SP BV – HSI R Bear CBBC Feb 2016 N	2015/10/29	2015/10/30
65146	Standard Chartered Bank – HSI R Bull CBBC Sep 2016 M	2015/10/29	2015/10/30
66268	J P Morgan SP BV – HSI R Bull CBBC Dec 2016 K	2015/10/29	2015/10/30
65509	HK Bank – HSCEI R Bull CBBC Sep 2016 H	2015/10/29	2015/10/30
62460	HK Bank – China Mobile R Bull CBBC Oct 2015 A	2015/10/29	2015/11/02
62451	HK Bank – Galaxy Ent R Bear CBBC Oct 2015 A	2015/10/29	2015/11/02
62450	HK Bank – Sands China R Bear CBBC Oct 2015 A	2015/10/29	2015/11/02
65608	Credit Suisse AG – HSI R Bull CBBC Jun 2016 N	2015/10/29	2015/10/30
65957	UBS AG – HSCEI R Bull CBBC Sep 2016 D	2015/10/29	2015/10/30
66045	J P Morgan SP BV – HSI R Bull CBBC Sep 2016 R	2015/10/29	2015/10/30
65677	UBS AG – HSI R Bull CBBC Jul 2016 O	2015/10/29	2015/10/30
66291	Credit Suisse AG – HSI R Bull CBBC Jul 2016 W	2015/10/29	2015/10/30
65697	SGA Societe Generale Acceptance N.V.-HSI R Bull CBBC Jul16 X	2015/10/29	2015/10/30
66529	Credit Suisse AG – HSI R Bull CBBC Apr 2016 F	2015/10/30	2015/11/02
66514	UBS AG – HSI R Bull CBBC Jul 2016 G	2015/10/30	2015/11/02
64630	J P Morgan SP BV – HSI R Bull CBBC Jul 2016 Z	2015/10/30	2015/11/02
66444	HK Bank – Ping An R Bull CBBC Nov 2015 C	2015/10/30	2015/11/03
65026	SGA Societe Generale Acceptance N.V.-HSI R Bull CBBC May16 E	2015/10/30	2015/11/02
66549	Credit Suisse AG – HSI R Bull CBBC Apr 2016 G	2015/10/30	2015/11/02
64759	Credit Suisse AG – HSI R Bull CBBC Apr 2016 T	2015/10/30	2015/11/02
66431	J P Morgan SP BV – HSCEI R Bull CBBC Dec 2016 E	2015/10/30	2015/11/02
66430	J P Morgan SP BV – HSI R Bull CBBC Dec 2016 L	2015/10/30	2015/11/02
66404	J P Morgan SP BV – HSI R Bull CBBC Oct 2016 T	2015/10/30	2015/11/02
64811	UBS AG – HSI R Bull CBBC Aug 2016 E	2015/10/30	2015/11/02
66501	SGA Societe Generale Acceptance N.V.-HSI R Bull CBBC May16 J	2015/10/30	2015/11/02
65955	UBS AG – HSI R Bull CBBC Aug 2016 J	2015/10/30	2015/11/02
64393	SGA Societe Generale Acceptance N.V.-HSI R Bull CBBC Jul16 V	2015/10/30	2015/11/02
65410	HK Bank – HSI R Bull CBBC Oct 2016 O	2015/10/30	2015/11/02
66295	Credit Suisse AG – HSI R Bull CBBC Jul 2016 X	2015/10/30	2015/11/02
65714	J P Morgan SP BV – HSI R Bull CBBC Nov 2016 Q	2015/10/30	2015/11/02
66326	SGA Societe Generale Acceptance N.V.-HSI R Bull CBBC Jun16 T	2015/10/30	2015/11/02
66328	UBS AG – HSI R Bull CBBC Jun 2016 T	2015/10/30	2015/11/02
65339	J P Morgan SP BV – HSI R Bull CBBC Mar 2016 B	2015/10/30	2015/11/02
64381	Standard Chartered Bank – HSI R Bull CBBC Sep 2016 I	2015/10/30	2015/11/02
65749	Standard Chartered Bank – HSI R Bull CBBC Sep 2016 O	2015/10/30	2015/11/02
65290	Credit Suisse AG – HSI R Bull CBBC Jul 2016 U	2015/10/30	2015/11/02
64534	UBS AG – HSI R Bull CBBC Sep 2016 Y	2015/10/30	2015/11/02
65779	SGA Societe Generale Acceptance N.V.-HSI R Bull CBBC May16 F	2015/10/30	2015/11/02
65271	Credit Suisse AG – HSI R Bull CBBC Jul 2016 T	2015/10/30	2015/11/02
64769	Credit Suisse AG – HSI R Bull CBBC Apr 2016 U	2015/11/02	2015/11/03
66686	UBS AG – HSI R Bull CBBC Sep 2016 F	2015/11/02	2015/11/03
64881	J P Morgan SP BV – HSI R Bull CBBC Dec 2016 J	2015/11/02	2015/11/03

List of expired CBBC, 2015 (continued)

Code	CBBC	Last trading date	Delisted date
64186	SGA Societe Generale Acceptance N.V.-HSI R Bull CBBC Jul16 O	2015/11/02	2015/11/03
64285	Credit Suisse AG – HSI R Bull CBBC Aug 2016 R	2015/11/02	2015/11/03
64655	Standard Chartered Bank – HSI R Bull CBBC Sep 2016 K	2015/11/02	2015/11/03
63916	UBS AG – HSI R Bull CBBC Aug 2016 P	2015/11/02	2015/11/03
65881	J P Morgan SP BV – HSI R Bull CBBC Sep 2016 Q	2015/11/02	2015/11/03
64843	Credit Suisse AG – HSI R Bull CBBC Aug 2016 W	2015/11/02	2015/11/03
66099	Bank of East Asia – CGN Power R Bull CBBC Nov 2016 A	2015/11/02	2015/11/03
64833	Standard Chartered Bank – HSI R Bull CBBC Sep 2016 L	2015/11/02	2015/11/03
64390	SGA Societe Generale Acceptance N.V.-HSI R Bull CBBC Jun16 B	2015/11/02	2015/11/03
66054	J P Morgan SP BV – HSI R Bull CBBC Oct 2016 S	2015/11/02	2015/11/03
64392	SGA Societe Generale Acceptance N.V.-HSI R Bull CBBC Jul16 U	2015/11/02	2015/11/03
66677	J P Morgan SP BV – HSI R Bull CBBC Oct 2016 U	2015/11/02	2015/11/03
64038	HK Bank – HSI R Bull CBBC Oct 2016 M	2015/11/02	2015/11/03
66667	J P Morgan SP BV – HSI R Bull CBBC Aug 2016 C	2015/11/02	2015/11/03
64728	SGA Societe Generale Acceptance N.V.-HSI R Bull CBBC Jun16 E	2015/11/02	2015/11/03
64834	SGA Societe Generale Acceptance N.V.-HSI R Bull CBBC Sep16 L	2015/11/02	2015/11/03
64723	J P Morgan SP BV – HSI R Bull CBBC Nov 2016 O	2015/11/02	2015/11/03
66227	HK Bank – China Mobile R Bull CBBC Sep 2016 A	2015/11/02	2015/11/03
64475	J P Morgan SP BV – HSI R Bull CBBC Oct 2016 Q	2015/11/02	2015/11/03
64692	UBS AG – HSI R Bull CBBC Jul 2016 L	2015/11/02	2015/11/03
64535	UBS AG – HSI R Bull CBBC Jun 2016 S	2015/11/02	2015/11/03
64219	J P Morgan SP BV – HSI R Bull CBBC Aug 2016 Z	2015/11/02	2015/11/03
64704	HK Bank – HSI R Bull CBBC Sep 2016 S	2015/11/02	2015/11/03
64157	HK Bank – China Life R Bull CBBC Sep 2016 D	2015/11/02	2015/11/03
63826	Credit Suisse AG – HSI R Bull CBBC Jul 2016 Q	2015/11/02	2015/11/03
66325	SGA Societe Generale Acceptance N.V.-HSI R Bull CBBC May16 I	2015/11/02	2015/11/03
64195	Standard Chartered Bank – HSI R Bull CBBC Sep 2016 G	2015/11/02	2015/11/03
64536	UBS AG – HSI R Bull CBBC Sep 2016 Z	2015/11/02	2015/11/03
66557	HK Bank – BOCL R Bull CBBC Nov 2016 C	2015/11/02	2015/11/03
64683	Credit Suisse AG – HSI R Bull CBBC May 2016 Q	2015/11/02	2015/11/03
65366	J P Morgan SP BV – HSI R Bull CBBC Mar 2016 A	2015/11/02	2015/11/03
66343	J P Morgan SP BV – HSI R Bull CBBC Nov 2016 S	2015/11/02	2015/11/03
64249	UBS AG – HSI R Bull CBBC Jun 2016 I	2015/11/02	2015/11/03
66566	HK Bank – HSI R Bull CBBC Sep 2016 T	2015/11/02	2015/11/03
66659	Credit Suisse AG – HSI R Bull CBBC Jun 2016 Q	2015/11/02	2015/11/03
64455	Credit Suisse AG – HSI R Bull CBBC Jun 2016 O	2015/11/02	2015/11/03
66660	Credit Suisse AG – HSI R Bull CBBC Jun 2016 K	2015/11/02	2015/11/03
64457	Credit Suisse AG – HSI R Bull CBBC Jun 2016 L	2015/11/02	2015/11/03
65424	HK Bank – CAM CSI300 R Bull CBBC Sep 2016 F	2015/11/02	2015/11/03
64916	UBS AG – HSI R Bull CBBC Jul 2016 N	2015/11/02	2015/11/03
64688	UBS AG – HSCEI R Bull CBBC Aug 2016 B	2015/11/02	2015/11/03
62070	Bank of East Asia – TCH R Bull CBBC Nov 2015 A	2015/11/02	2015/11/04
66630	Credit Suisse AG – HSCEI R Bull CBBC Jul 2016 D	2015/11/02	2015/11/03
65153	Macquarie Bank Ltd. – HSI R Bull CBBC Mar 2016 Q	2015/11/02	2015/11/03
66625	Macquarie Bank Ltd. – HSI R Bull CBBC Mar 2016 R	2015/11/02	2015/11/03
66718	J P Morgan SP BV – HSI R Bull CBBC Dec 2016 M	2015/11/03	2015/11/04
66747	UBS AG – HSI R Bull CBBC Jun 2016 L	2015/11/03	2015/11/04
66726	SGA Societe Generale Acceptance N.V.-HSI R Bull CBBC Jun16 R	2015/11/03	2015/11/04
66784	J P Morgan SP BV – HSI R Bull CBBC Jan 2017 F	2015/11/03	2015/11/04
66732	UBS AG – HSI R Bull CBBC Jun 2016 B	2015/11/03	2015/11/04
66698	SGA Societe Generale Acceptance N.V.-HSI R Bull CBBC Jun16 P	2015/11/03	2015/11/04
66760	Credit Suisse AG – HSI R Bull CBBC May 2016 T	2015/11/03	2015/11/04
66973	BNP Paribas Arbit Issu B.V. – HSI R Bear CBBC Apr 2016 R	2015/11/04	2015/11/05
66961	SGA Societe Generale Acceptance N.V.-HSI R Bear CBBC May16 G	2015/11/04	2015/11/05
66960	SGA Societe Generale Acceptance N.V.-HSI R Bull CBBC May16 K	2015/11/04	2015/11/05
66947	BNP Paribas Arbit Issu B.V. – TCH R Bear CBBC Jun 2016 A	2015/11/04	2015/11/05
66967	SGA Societe Generale Acceptance N.V.-HSI R Bear CBBC May16 H	2015/11/04	2015/11/05
66976	BNP Paribas Arbit Issu B.V. – HSI R Bear CBBC Mar 2016 A	2015/11/04	2015/11/05
67016	J P Morgan SP BV – HSI R Bull CBBC Oct 2016 V	2015/11/04	2015/11/05
67018	J P Morgan SP BV – HSI R Bull CBBC Oct 2016 W	2015/11/04	2015/11/05
67046	J P Morgan SP BV – HSI R Bear CBBC Apr 2016 Y	2015/11/04	2015/11/05
67047	Credit Suisse AG – HSI R Bull CBBC May 2016 G	2015/11/04	2015/11/05
67051	Credit Suisse AG – HSI R Bull CBBC May 2016 H	2015/11/04	2015/11/05
67055	Credit Suisse AG – HSI R Bear CBBC Mar 2016 O	2015/11/04	2015/11/05
67057	UBS AG – HSI R Bull CBBC Jun 2016 E	2015/11/04	2015/11/05
67074	J P Morgan SP BV – HKEx R Bear CBBC Jun 2016 A	2015/11/04	2015/11/05
67189	J P Morgan SP BV – HSI R Bear CBBC Feb 2016 Z	2015/11/04	2015/11/05
66761	Credit Suisse AG – HSI R Bear CBBC Feb 2016 O	2015/11/04	2015/11/05
67059	UBS AG – HSI R Bear CBBC Feb 2016 J	2015/11/04	2015/11/05
66507	UBS AG – HSI R Bear CBBC Feb 2016 B	2015/11/04	2015/11/05
66358	J P Morgan SP BV – HSI R Bear CBBC Apr 2016 W	2015/11/04	2015/11/05
66679	UBS AG – HSI R Bear CBBC Feb 2016 E	2015/11/04	2015/11/05
66665	Credit Suisse AG – HSI R Bear CBBC Apr 2016 M	2015/11/04	2015/11/05
65839	Credit Suisse AG – HSI R Bear CBBC Jan 2016 F	2015/11/04	2015/11/05
66616	J P Morgan SP BV – HSI R Bear CBBC Mar 2016 I	2015/11/04	2015/11/05
66378	J P Morgan SP BV – HSI R Bear CBBC Feb 2016 S	2015/11/04	2015/11/05
66585	SGA Societe Generale Acceptance N.V.-HSI R Bear CBBC Apr16 Q	2015/11/04	2015/11/05
66359	Standard Chartered Bank – HSI R Bear CBBC Mar 2016 E	2015/11/04	2015/11/05
66702	SGA Societe Generale Acceptance N.V.-HSI R Bear CBBC May16 F	2015/11/04	2015/11/05
66261	HK Bank – HSI R Bear CBBC Apr 2016 X	2015/11/04	2015/11/05
66637	Credit Suisse AG – HSI R Bear CBBC Mar 2016 P	2015/11/04	2015/11/05
66505	UBS AG – HSI R Bear CBBC Feb 2016 Y	2015/11/04	2015/11/05
66397	Credit Suisse AG – HSI R Bear CBBC Feb 2016 H	2015/11/04	2015/11/05
66907	BNP Paribas Arbit Issu B.V. – HSI R Bear CBBC Mar 2016 V	2015/11/04	2015/11/05
66376	J P Morgan SP BV – HSI R Bear CBBC Mar 2016 G	2015/11/04	2015/11/05
66765	Credit Suisse AG – HSI R Bear CBBC Apr 2016 N	2015/11/04	2015/11/05
65239	Credit Suisse AG – HKEx R Bear CBBC Feb 2016 A	2015/11/04	2015/11/05

List of expired CBBC, 2015 (continued)

Code	CBBC	Last trading date	Delisted date
61291	SGA Societe Generale Acceptance N.V. -A50 R Bear CBBC Mar16A	2015/11/04	2015/11/05
66259	HK Bank – HKEx R Bear CBBC Mar 2016 C	2015/11/04	2015/11/05
66387	Credit Suisse AG – HSI R Bear CBBC Feb 2016 B	2015/11/04	2015/11/05
66369	SGA Societe Generale Acceptance N.V.-HSI R Bear CBBC May16 D	2015/11/04	2015/11/05
66763	Credit Suisse AG – HSI R Bear CBBC Feb 2016 S	2015/11/04	2015/11/05
66894	BNP Paribas Arbit Issu B.V. – HSI R Bull CBBC Nov 2016 A	2015/11/04	2015/11/05
66485	HK Bank – TCH R Bear CBBC Mar 2016 A	2015/11/04	2015/11/05
66904	BNP Paribas Arbit Issu B.V. – HSI R Bull CBBC Nov 2016 Q	2015/11/04	2015/11/05
66712	SGA Societe Generale Acceptance N.V.-HSI R Bear CBBC Mar16 U	2015/11/04	2015/11/05
66769	J P Morgan SP BV – HSI R Bear CBBC Feb 2016 T	2015/11/04	2015/11/05
66901	BNP Paribas Arbit Issu B.V. – HSI R Bull CBBC Oct 2016 C	2015/11/04	2015/11/05
66759	UBS AG – HSI R Bear CBBC Feb 2016 I	2015/11/04	2015/11/05
66893	BNP Paribas Arbit Issu B.V. – HSI R Bull CBBC Oct 2016 B	2015/11/04	2015/11/05
66753	UBS AG – HSI R Bear CBBC Feb 2016 G	2015/11/04	2015/11/05
66905	BNP Paribas Arbit Issu B.V. – HSI R Bear CBBC Apr 2016 T	2015/11/04	2015/11/05
66488	HK Bank – TCH R Bear CBBC Jun 2016 E	2015/11/04	2015/11/05
66727	SGA Societe Generale Acceptance N.V.-HSI R Bear CBBC Apr16 T	2015/11/04	2015/11/05
67254	UBS AG – HSI R Bear CBBC Feb 2016 R	2015/11/05	2015/11/06
67278	Credit Suisse AG – HSI R Bear CBBC Apr 2016 P	2015/11/05	2015/11/06
62709	Standard Chartered Bank – Ping An R Bear CBBC Apr 2016 B	2015/11/05	2015/11/06
67279	Credit Suisse AG – HSI R Bear CBBC Apr 2016 S	2015/11/05	2015/11/06
67253	UBS AG – HSI R Bear CBBC Feb 2016 M	2015/11/05	2015/11/06
67283	J P Morgan SP BV – Tencent R Bear CBBC Jun 2016 A	2015/11/05	2015/11/06
60463	J P Morgan SP BV – A50 China R Bear CBBC Jun 2016 B	2015/11/05	2015/11/06
67225	BNP Paribas Arbit Issu B.V. – HSI R Bear CBBC Mar 2016 Q	2015/11/05	2015/11/06
67209	HK Bank – CGN Power R Bull CBBC Nov 2016 B	2015/11/05	2015/11/06
67233	SGA Societe Generale Acceptance N.V.-HSI R Bear CBBC Mar16 V	2015/11/05	2015/11/06
67108	J P Morgan SP BV – CSOP A50 ETF R Bear CBBC Jul 2016 A	2015/11/05	2015/11/06
67295	J P Morgan SP BV – HSI R Bear CBBC Feb 2016 V	2015/11/05	2015/11/06
67498	UBS AG – HSI R Bear CBBC Feb 2016 V	2015/11/06	2015/11/09
67503	UBS AG – HSI R Bear CBBC Feb 2016 W	2015/11/06	2015/11/09
67488	UBS AG – Tencent R Bear CBBC Apr 2016 C	2015/11/06	2015/11/09
67514	BNP Paribas Arbit Issu B.V. – HSI R Bear CBBC Mar 2016 S	2015/11/06	2015/11/09
67412	UBS AG – HSI R Bull CBBC Aug 2016 S	2015/11/06	2015/11/09
67389	J P Morgan SP BV – HSI R Bear CBBC Apr 2016 Z	2015/11/06	2015/11/09
67346	Credit Suisse AG – HSI R Bull CBBC Jul 2016 Y	2015/11/06	2015/11/09
67516	BNP Paribas Arbit Issu B.V. – HSI R Bear CBBC Apr 2016 V	2015/11/06	2015/11/09
67370	Credit Suisse AG – HSI R Bear CBBC Mar 2016 Q	2015/11/06	2015/11/09
67373	Credit Suisse AG – HSI R Bear CBBC Mar 2016 A	2015/11/06	2015/11/09
67379	Credit Suisse AG – HSI R Bear CBBC Mar 2016 V	2015/11/06	2015/11/09
67393	J P Morgan SP BV – HSI R Bear CBBC Feb 2016 U	2015/11/06	2015/11/09
68112	HK Bank – TCH R Bull CBBC Nov 2015 C	2015/11/06	2015/11/10
67036	HK Bank – Galaxy Ent R Bear CBBC Nov 2015 B	2015/11/06	2015/11/10
67037	HK Bank – Sands China R Bear CBBC Nov 2015 A	2015/11/06	2015/11/10
65607	HK Bank – Ping An R Bull CBBC Nov 2015 A	2015/11/06	2015/11/10
67042	HK Bank – TCH R Bull CBBC Nov 2015 A	2015/11/06	2015/11/10
67252	UBS AG – HSI R Bull CBBC Aug 2016 Q	2015/11/06	2015/11/09
68113	HK Bank – HKEx R Bull CBBC Nov 2015 A	2015/11/06	2015/11/10
67332	J P Morgan SP BV – HSI R Bull CBBC Nov 2016 T	2015/11/06	2015/11/09
67224	J P Morgan SP BV – HSI R Bull CBBC Aug 2016 D	2015/11/06	2015/11/09
67232	SGA Societe Generale Acceptance N.V.-HSI R Bull CBBC Oct16 B	2015/11/06	2015/11/09
67270	Credit Suisse AG – HSI R Bull CBBC Jun 2016 H	2015/11/06	2015/11/09
63703	HK Bank – Sands China R Bear CBBC Nov 2015 C	2015/11/06	2015/11/10
67325	SGA Societe Generale Acceptance N.V.-HSI R Bull CBBC Jul16 R	2015/11/06	2015/11/09
67690	BNP Paribas Arbit Issu B.V. – HSI R Bear CBBC Mar 2016 T	2015/11/09	2015/11/10
67672	UBS AG – HSI R Bear CBBC Feb 2016 Z	2015/11/09	2015/11/10
67599	SGA Societe Generale Acceptance N.V.-HSI R Bear CBBC May16 I	2015/11/09	2015/11/10
67600	SGA Societe Generale Acceptance N.V.-HSI R Bear CBBC May16 K	2015/11/09	2015/11/10
67601	SGA Societe Generale Acceptance N.V.-HSI R Bear CBBC Apr16 V	2015/11/09	2015/11/10
61005	HK Bank – CSOP A50 ETF R Bear CBBC Aug 2016 C	2015/11/09	2015/11/10
65821	Credit Suisse AG – A50 China R Bear CBBC Feb 2016 A	2015/11/09	2015/11/10
67671	UBS AG – HSI R Bear CBBC Feb 2016 Q	2015/11/09	2015/11/10
67652	J P Morgan SP BV – HKEx R Bear CBBC Mar 2016 A	2015/11/09	2015/11/10
66885	BNP Paribas Arbit Issu B.V. – HSI R Bull CBBC Nov 2016 J	2015/11/09	2015/11/10
67682	Credit Suisse AG – HSI R Bear CBBC Feb 2016 Q	2015/11/09	2015/11/10
67689	BNP Paribas Arbit Issu B.V. – HSI R Bear CBBC Apr 2016 P	2015/11/09	2015/11/10
67692	BNP Paribas Arbit Issu B.V. – HKEx R Bear CBBC Sep 2016 A	2015/11/09	2015/11/10
67277	Credit Suisse AG – HSI R Bull CBBC Aug 2016 X	2015/11/09	2015/11/10
67681	Credit Suisse AG – HSI R Bear CBBC Feb 2016 T	2015/11/09	2015/11/10
67691	BNP Paribas Arbit Issu B.V. – HSI R Bear CBBC Apr 2016 W	2015/11/09	2015/11/10
60665	Standard Chartered Bank – HKEx R Bear CBBC Mar 2016 D	2015/11/09	2015/11/10
65179	Credit Suisse AG – CSOP A50 ETF R Bear CBBC Mar 2016 A	2015/11/09	2015/11/10
67724	J P Morgan SP BV – HSI R Bear CBBC Feb 2016 W	2015/11/09	2015/11/10
67734	J P Morgan SP BV – HSI R Bear CBBC Apr 2016 B	2015/11/09	2015/11/10
67742	J P Morgan SP BV – HSI R Bear CBBC Apr 2016 C	2015/11/09	2015/11/10
67680	Credit Suisse AG – HSI R Bear CBBC Feb 2016 F	2015/11/09	2015/11/10
60921	J P Morgan SP BV – A50 China R Bear CBBC Aug 2016 A	2015/11/09	2015/11/10
67650	UBS AG – HSI R Bull CBBC Jun 2016 J	2015/11/10	2015/11/11
67646	UBS AG – HSI R Bull CBBC Jul 2016 I	2015/11/10	2015/11/11
67614	Credit Suisse AG – HSI R Bull CBBC Jun 2016 J	2015/11/10	2015/11/11
67610	Credit Suisse AG – HSI R Bull CBBC Jun 2016 I	2015/11/10	2015/11/11
67609	J P Morgan SP BV – HSI R Bull CBBC Nov 2016 U	2015/11/10	2015/11/11
67596	SGA Societe Generale Acceptance N.V.-HSI R Bull CBBC Jul16 X	2015/11/10	2015/11/11
67539	HK Bank – Galaxy Ent R Bull CBBC Oct 2016 C	2015/11/10	2015/11/11
67471	UBS AG – HSI R Bull CBBC Jun 2016 G	2015/11/10	2015/11/11
67349	Credit Suisse AG – HSI R Bull CBBC Jul 2016 Z	2015/11/10	2015/11/11
67324	SGA Societe Generale Acceptance N.V.-HSI R Bull CBBC Jun16 S	2015/11/10	2015/11/11

List of expired CBBC, 2015 (continued)

Code	CBBC	Last trading date	Delisted date
67303	J P Morgan SP BV – HSI R Bull CBBC Dec 2016 N	2015/11/10	2015/11/11
67154	J P Morgan SP BV – China Mobile R Bull CBBC Jul 2016 A	2015/11/10	2015/11/11
66884	BNP Paribas Arbit Issu B.V. – HSI R Bull CBBC Oct 2016 A	2015/11/10	2015/11/11
66866	BNP Paribas Arbit Issu B.V. – HSI R Bull CBBC Dec 2016 O	2015/11/10	2015/11/11
65485	HK Bank – Sinopec Corp R Bull CBBC Oct 2016 D	2015/11/10	2015/11/11
62957	Bank of East Asia – A50 China R Bear CBBC Nov 2015 A	2015/11/10	2015/11/12
66883	BNP Paribas Arbit Issu B.V. – HSI R Bull CBBC Nov 2016 H	2015/11/10	2015/11/11
67895	UBS AG – HSI R Bull CBBC Jun 2016 M	2015/11/10	2015/11/11
67694	J P Morgan SP BV – HSI R Bull CBBC Sep 2016 S	2015/11/10	2015/11/11
67896	UBS AG – HSI R Bull CBBC Aug 2016 T	2015/11/10	2015/11/11
64463	Standard Chartered Bank – TCH R Bear CBBC Nov 2015 A	2015/11/10	2015/11/12
62023	Credit Suisse AG – China Mobile R Bull CBBC Apr 2016 A	2015/11/10	2015/11/11
67860	UBS AG – HSI R Bear CBBC Feb 2016 U	2015/11/10	2015/11/11
67851	J P Morgan SP BV – HSI R Bull CBBC Dec 2016 P	2015/11/10	2015/11/11
67849	Credit Suisse AG – HSI R Bull CBBC May 2016 E	2015/11/10	2015/11/11
67845	Credit Suisse AG – HSI R Bull CBBC May 2016 Z	2015/11/10	2015/11/11
67816	Credit Suisse AG – HSI R Bull CBBC May 2016 U	2015/11/10	2015/11/11
67810	Credit Suisse AG – HSI R Bear CBBC Mar 2016 W	2015/11/10	2015/11/11
67809	SGA Societe Generale Acceptance N.V.-HSI R Bull CBBC Jul16 V	2015/11/10	2015/11/11
67780	J P Morgan SP BV – HSI R Bear CBBC Mar 2016 M	2015/11/10	2015/11/11
67752	HK Bank – HSI R Bear CBBC Aug 2016 H	2015/11/10	2015/11/11
67758	SGA Societe Generale Acceptance N.V.-HSI R Bear CBBC May16 L	2015/11/10	2015/11/11
67808	SGA Societe Generale Acceptance N.V.-HSI R Bull CBBC Sep16 L	2015/11/10	2015/11/11
68082	Credit Suisse AG – HSI R Bull CBBC Jun 2016 S	2015/11/11	2015/11/12
68116	UBS AG – HSI R Bull CBBC Sep 2016 J	2015/11/11	2015/11/12
68098	UBS AG – HSI R Bull CBBC Jul 2016 R	2015/11/11	2015/11/12
64057	HK Bank – PetCh R Bull CBBC Nov 2016 C	2015/11/11	2015/11/12
68097	UBS AG – HSI R Bull CBBC Jun 2016 Z	2015/11/11	2015/11/12
67972	HK Bank – HSI R Bull CBBC Sep 2016 V	2015/11/11	2015/11/12
67973	HK Bank – HSI R Bull CBBC Aug 2016 Q	2015/11/11	2015/11/12
67974	HK Bank – HSI R Bull CBBC Jul 2016 X	2015/11/11	2015/11/12
67975	HK Bank – HSCEI R Bull CBBC Jul 2016 G	2015/11/11	2015/11/12
67990	HK Bank – China Mobile R Bull CBBC Oct 2016 G	2015/11/11	2015/11/12
68085	BNP Paribas Arbit Issu B.V. – HKEx R Bull CBBC Sep 2016 C	2015/11/11	2015/11/12
68001	SGA Societe Generale Acceptance N.V.-HSI R Bull CBBC Oct16 C	2015/11/11	2015/11/12
64471	J P Morgan SP BV – HSCEI R Bull CBBC Nov 2016 B	2015/11/11	2015/11/12
68003	SGA Societe Generale Acceptance N.V.-HSI R Bull CBBC Jun16 O	2015/11/11	2015/11/12
68074	Credit Suisse AG – HSI R Bull CBBC Jul 2016 E	2015/11/11	2015/11/12
68053	BNP Paribas Arbit Issu B.V. – HSI R Bull CBBC Oct 2016 F	2015/11/11	2015/11/12
68050	Credit Suisse AG – HSI R Bull CBBC May 2016 I	2015/11/11	2015/11/12
68004	SGA Societe Generale Acceptance N.V.-HSI R Bull CBBC Jun16 H	2015/11/11	2015/11/12
66834	HK Bank – ABC R Bull CBBC Sep 2016 B	2015/11/11	2015/11/12
68048	BNP Paribas Arbit Issu B.V. – HSI R Bull CBBC Nov 2016 P	2015/11/11	2015/11/12
68044	Credit Suisse AG – HSI R Bull CBBC Jul 2016 D	2015/11/11	2015/11/12
68007	SGA Societe Generale Acceptance N.V.-HSI R Bull CBBC Jun16 L	2015/11/11	2015/11/12
68041	BNP Paribas Arbit Issu B.V. – HSI R Bull CBBC Oct 2016 E	2015/11/11	2015/11/12
68037	Credit Suisse AG – HSI R Bull CBBC Jul 2016 K	2015/11/11	2015/11/12
68020	BNP Paribas Arbit Issu B.V. – HSI R Bull CBBC Oct 2016 D	2015/11/11	2015/11/12
68000	SGA Societe Generale Acceptance N.V.-HSI R Bull CBBC Jul16 O	2015/11/11	2015/11/12
68120	J P Morgan SP BV – HSI R Bull CBBC Sep 2016 U	2015/11/11	2015/11/12
68101	UBS AG – HSI R Bull CBBC Sep 2016 H	2015/11/11	2015/11/12
68137	J P Morgan SP BV – HSI R Bull CBBC Dec 2016 Q	2015/11/11	2015/11/12
68129	J P Morgan SP BV – HSI R Bull CBBC Oct 2016 X	2015/11/11	2015/11/12
68197	J P Morgan SP BV – HKEx R Bull CBBC Oct 2016 F	2015/11/11	2015/11/12
64043	HK Bank – HSCEI R Bull CBBC Aug 2016 J	2015/11/11	2015/11/12
66569	HK Bank – HSI R Bull CBBC Sep 2016 U	2015/11/11	2015/11/12
68123	J P Morgan SP BV – HSI R Bull CBBC Nov 2016 W	2015/11/11	2015/11/12
68119	UBS AG – HSI R Bull CBBC Jun 2016 A	2015/11/11	2015/11/12
68036	BNP Paribas Arbit Issu B.V. – HSI R Bull CBBC Nov 2016 R	2015/11/11	2015/11/12
66924	BNP Paribas Arbit Issu B.V. – HSCEI R Bull CBBC Dec 2016 I	2015/11/11	2015/11/12
63869	Credit Suisse AG – HSCEI R Bull CBBC Jun 2016 C	2015/11/11	2015/11/12
68115	UBS AG – HSI R Bull CBBC Jul 2016 S	2015/11/11	2015/11/12
67616	Credit Suisse AG – HSI R Bull CBBC Jun 2016 R	2015/11/11	2015/11/12
68235	SGA Societe Generale Acceptance N.V.-HSI R Bull CBBC Oct16 D	2015/11/12	2015/11/13
68236	SGA Societe Generale Acceptance N.V.-HSI R Bull CBBC Jun16 M	2015/11/12	2015/11/13
68250	SGA Societe Generale Acceptance N.V.-HSI R Bull CBBC May16 L	2015/11/12	2015/11/13
68234	HK Bank – PetCh R Bull CBBC Nov 2016 E	2015/11/12	2015/11/13
68283	J P Morgan SP BV – HSI R Bull CBBC Oct 2016 Y	2015/11/12	2015/11/13
68297	J P Morgan SP BV – HSI R Bull CBBC Dec 2016 R	2015/11/12	2015/11/13
68275	SGA Societe Generale Acceptance N.V.-HSI R Bull CBBC Oct16 E	2015/11/12	2015/11/13
68200	HK Bank – HSI R Bull CBBC Jul 2016 Y	2015/11/12	2015/11/13
68298	J P Morgan SP BV – HSI R Bull CBBC Nov 2016 X	2015/11/12	2015/11/13
68385	UBS AG – HSI R Bull CBBC Jul 2016 V	2015/11/12	2015/11/13
68199	HK Bank – CNOOC R Bull CBBC Oct 2016 E	2015/11/12	2015/11/13
68317	Credit Suisse AG – HSI R Bull CBBC May 2016 J	2015/11/12	2015/11/13
68086	UBS AG – HSI R Bear CBBC Feb 2016 S	2015/11/12	2015/11/13
68087	UBS AG – HSI R Bear CBBC Feb 2016 D	2015/11/12	2015/11/13
68383	UBS AG – HSI R Bull CBBC Jun 2016 F	2015/11/12	2015/11/13
68312	Credit Suisse AG – HSI R Bull CBBC Jun 2016 T	2015/11/12	2015/11/13
67749	HK Bank – HSI R Bear CBBC Nov 2016 B	2015/11/12	2015/11/13
67813	Credit Suisse AG – HSI R Bear CBBC Mar 2016 Y	2015/11/12	2015/11/13
67812	Credit Suisse AG – HSI R Bear CBBC Mar 2016 X	2015/11/12	2015/11/13
68013	Credit Suisse AG – HSI R Bear CBBC Feb 2016 R	2015/11/12	2015/11/13
67785	J P Morgan SP BV – HSI R Bear CBBC Apr 2016 D	2015/11/12	2015/11/13
67879	UBS AG – HSI R Bear CBBC Feb 2016 A	2015/11/12	2015/11/13
67772	SGA Societe Generale Acceptance N.V.-HSI R Bear CBBC Apr16 Z	2015/11/12	2015/11/13
67942	SGA Societe Generale Acceptance N.V.-HSI R Bear CBBC May16 J	2015/11/12	2015/11/13

List of expired CBBC, 2015 (continued)

Code	CBBC	Last trading date	Delisted date
67953	J P Morgan SP BV – HSI R Bear CBBC Feb 2016 Y	2015/11/12	2015/11/13
67958	J P Morgan SP BV – HSI R Bear CBBC Mar 2016 Q	2015/11/12	2015/11/13
67761	SGA Societe Generale Acceptance N.V.-HSI R Bear CBBC Apr16 Y	2015/11/12	2015/11/13
68009	Credit Suisse AG – HSI R Bear CBBC Feb 2016 A	2015/11/12	2015/11/13
67318	HK Bank – CNOOC R Bull CBBC Nov 2016 F	2015/11/12	2015/11/13
67416	HK Bank – TCH R Bull CBBC Nov 2015 B	2015/11/13	2015/11/17
66445	HK Bank – Ping An R Bull CBBC Nov 2015 D	2015/11/13	2015/11/17
68449	J P Morgan SP BV – HSI R Bull CBBC Dec 2016 T	2015/11/13	2015/11/16
68132	HK Bank – Minsheng Bank R Bear CBBC Nov 2015 A	2015/11/13	2015/11/17
68443	J P Morgan SP BV – HSI R Bull CBBC Dec 2016 S	2015/11/13	2015/11/16
68329	J P Morgan SP BV – A50 China R Bull CBBC Dec 2016 A	2015/11/13	2015/11/16
68469	Credit Suisse AG – HSI R Bull CBBC Jul 2016 N	2015/11/13	2015/11/16
68470	Credit Suisse AG – HSI R Bull CBBC Jul 2016 V	2015/11/13	2015/11/16
68509	UBS AG – HSI R Bull CBBC Aug 2016 G	2015/11/13	2015/11/16
68440	SGA Societe Generale Acceptance N.V.-HSI R Bull CBBC Oct16 F	2015/11/13	2015/11/16
68418	SGA Societe Generale Acceptance N.V.-HSI R Bull CBBC May16 M	2015/11/13	2015/11/16
64111	HK Bank – Sinopec Corp R Bull CBBC Nov 2016 C	2015/11/13	2015/11/16
68482	UBS AG – HSI R Bull CBBC Aug 2016 F	2015/11/13	2015/11/16
68441	SGA Societe Generale Acceptance N.V.-HSI R Bull CBBC May16 N	2015/11/13	2015/11/16
63705	SGA Societe Generale Acceptance N.V.-HSI R Bull CBBC Sep16 J	2015/11/16	2015/11/17
63985	J P Morgan SP BV – HSI R Bull CBBC Aug 2016 Y	2015/11/16	2015/11/17
63824	Credit Suisse AG – HSI R Bull CBBC Jul 2016 R	2015/11/16	2015/11/17
66016	Standard Chartered Bank – China Mobile R Bull CBBC Jul 2016 A	2015/11/16	2015/11/17
63423	BNP Paribas Arbit Issu B.V. – HSI R Bull CBBC Dec 2016 N	2015/11/16	2015/11/17
62956	UBS AG – China Mobile R Bull CBBC Jun 2016 A	2015/11/16	2015/11/17
63564	J P Morgan SP BV – HSCEI R Bull CBBC Sep 2016 E	2015/11/16	2015/11/17
63920	UBS AG – HSI R Bull CBBC Jul 2016 D	2015/11/16	2015/11/17
68646	J P Morgan SP BV – HSI R Bull CBBC Oct 2016 Z	2015/11/16	2015/11/17
68619	Credit Suisse AG – HSI R Bull CBBC Jun 2016 M	2015/11/16	2015/11/17
68653	J P Morgan SP BV – HSI R Bull CBBC Dec 2016 U	2015/11/16	2015/11/17
68615	Credit Suisse AG – HSI R Bull CBBC Jun 2016 U	2015/11/16	2015/11/17
68610	Credit Suisse AG – HKEx R Bull CBBC Sep 2016 A	2015/11/16	2015/11/17
68663	BNP Paribas Arbit Issu B.V. – HSI R Bull CBBC Nov 2016 A	2015/11/16	2015/11/17
68603	Credit Suisse AG – A50 China R Bull CBBC Aug 2016 A	2015/11/16	2015/11/17
63939	BNP Paribas Arbit Issu B.V. – HSI R Bull CBBC Nov 2016 O	2015/11/16	2015/11/17
63938	BNP Paribas Arbit Issu B.V. – HSI R Bull CBBC Dec 2016 R	2015/11/16	2015/11/17
68553	SGA Societe Generale Acceptance N.V.-HSI R Bull CBBC May16 O	2015/11/16	2015/11/17
63936	BNP Paribas Arbit Issu B.V. – HSI R Bull CBBC Nov 2016 M	2015/11/16	2015/11/17
65147	Macquarie Bank Ltd. – HSI R Bull CBBC Mar 2016 P	2015/11/16	2015/11/17
63919	UBS AG – HSI R Bull CBBC Sep 2016 U	2015/11/16	2015/11/17
68827	Standard Chartered Bank – Sands China R Bear CBBC Nov 2015 A	2015/11/16	2015/11/18
63894	UBS AG – HSCEI R Bull CBBC Jul 2016 A	2015/11/16	2015/11/17
64911	J P Morgan SP BV – HSI R Bull CBBC Oct 2016 R	2015/11/16	2015/11/17
63825	Credit Suisse AG – HSI R Bull CBBC Jul 2016 S	2015/11/16	2015/11/17
66434	Goldman Sachs SP (Asia) – HSI R Bull CBBC Jul 2016 B	2015/11/16	2015/11/17
68635	UBS AG – HSI R Bull CBBC Nov 2016 H	2015/11/16	2015/11/17
63799	SGA Societe Generale Acceptance N.V.-HSI R Bull CBBC Sep16 K	2015/11/16	2015/11/17
63797	Standard Chartered Bank – HSI R Bull CBBC Sep 2016 F	2015/11/16	2015/11/17
63788	Standard Chartered Bank – HSI R Bull CBBC Sep 2016 E	2015/11/16	2015/11/17
68676	J P Morgan SP BV – CSOP A50 ETF R Bull CBBC Dec 2016 B	2015/11/16	2015/11/17
67854	J P Morgan SP BV – HSI R Bull CBBC Sep 2016 T	2015/11/16	2015/11/17
64236	J P Morgan SP BV – HSI R Bull CBBC Sep 2016 O	2015/11/16	2015/11/17
64288	Credit Suisse AG – HSI R Bull CBBC Aug 2016 T	2015/11/16	2015/11/17
67550	HK Bank – CITIC R Bull CBBC Oct 2016 B	2015/11/16	2015/11/17
64384	SGA Societe Generale Acceptance N.V.-HSI R Bull CBBC Jul16 S	2015/11/16	2015/11/17
64388	SGA Societe Generale Acceptance N.V.-HSI R Bull CBBC Jul16 T	2015/11/16	2015/11/17
67978	HK Bank – HKEx R Bull CBBC Jun 2016 M	2015/11/16	2015/11/17
64828	HK Bank – CC Bank R Bull CBBC Nov 2016 E	2015/11/16	2015/11/17
64389	SGA Societe Generale Acceptance N.V.-HSI R Bull CBBC Jun16 Z	2015/11/16	2015/11/17
67993	SGA Societe Generale Acceptance N.V.-HSI R Bull CBBC Jun16 U	2015/11/16	2015/11/17
64451	Credit Suisse AG – HSI R Bull CBBC Jun 2016 G	2015/11/16	2015/11/17
64259	UBS AG – HSI R Bull CBBC Sep 2016 W	2015/11/16	2015/11/17
67394	J P Morgan SP BV – HSI R Bull CBBC Jan 2017 G	2015/11/16	2015/11/17
64459	Macquarie Bank Ltd. – HSI R Bull CBBC Mar 2016 O	2015/11/16	2015/11/17
64452	Credit Suisse AG – HSI R Bull CBBC Jun 2016 Z	2015/11/16	2015/11/17
64260	UBS AG – HSI R Bull CBBC Jun 2016 H	2015/11/16	2015/11/17
64266	UBS AG – HSI R Bull CBBC Sep 2016 X	2015/11/16	2015/11/17
64481	J P Morgan SP BV – HSI R Bull CBBC Jul 2016 Y	2015/11/16	2015/11/17
64633	J P Morgan SP BV – HSI R Bull CBBC Nov 2016 N	2015/11/16	2015/11/17
68171	J P Morgan SP BV – Tencent R Bull CBBC Jun 2016 E	2015/11/16	2015/11/17
64679	Credit Suisse AG – HSI R Bull CBBC May 2016 P	2015/11/16	2015/11/17
64181	SGA Societe Generale Acceptance N.V.-HSI R Bull CBBC Jul16 P	2015/11/16	2015/11/17
64182	SGA Societe Generale Acceptance N.V.-HSI R Bull CBBC Jun16 Y	2015/11/16	2015/11/17
66917	BNP Paribas Arbit Issu B.V. – HSCEI R Bull CBBC Nov 2016 I	2015/11/16	2015/11/17
64001	J P Morgan SP BV – HSI R Bull CBBC Sep 2016 N	2015/11/16	2015/11/17
64537	UBS AG – HSI R Bull CBBC Jul 2016 E	2015/11/16	2015/11/17
64036	HK Bank – HSI R Bull CBBC Sep 2016 R	2015/11/16	2015/11/17
64634	J P Morgan SP BV – HSI R Bull CBBC Dec 2016 I	2015/11/16	2015/11/17
64616	Standard Chartered Bank – HSCEI R Bull CBBC Sep 2016 B	2015/11/16	2015/11/17
64287	Credit Suisse AG – HSI R Bull CBBC Aug 2016 S	2015/11/16	2015/11/17
64383	Standard Chartered Bank – HSI R Bull CBBC Sep 2016 J	2015/11/16	2015/11/17
67743	J P Morgan SP BV – HSI R Bull CBBC Nov 2016 V	2015/11/16	2015/11/17
64548	HK Bank – HSI R Bull CBBC Aug 2016 P	2015/11/16	2015/11/17
64807	J P Morgan SP BV – HSI R Bull CBBC Nov 2016 P	2015/11/16	2015/11/17
64208	Standard Chartered Bank – HSI R Bull CBBC Sep 2016 H	2015/11/16	2015/11/17
64538	UBS AG – HSI R Bull CBBC Aug 2016 Y	2015/11/16	2015/11/17
69035	Credit Suisse AG – HSI R Bull CBBC May 2016 W	2015/11/17	2015/11/18

List of expired CBBC, 2015 (continued)

Code	CBBC	Last trading date	Delisted date
69010	Credit Suisse AG – HSI R Bull CBBC May 2016 A	2015/11/17	2015/11/18
69015	Credit Suisse AG – HSI R Bull CBBC May 2016 M	2015/11/17	2015/11/18
69025	UBS AG – HSI R Bull CBBC Oct 2016 L	2015/11/17	2015/11/18
69076	J P Morgan SP BV – HSI R Bear CBBC Feb 2016 P	2015/11/17	2015/11/18
69031	UBS AG – HSI R Bear CBBC Feb 2016 J	2015/11/17	2015/11/18
69057	Credit Suisse AG – HSI R Bear CBBC Mar 2016 K	2015/11/17	2015/11/18
69009	Credit Suisse AG – HSI R Bull CBBC May 2016 K	2015/11/17	2015/11/18
69027	UBS AG – HSI R Bull CBBC Nov 2016 I	2015/11/17	2015/11/18
68936	BNP Paribas Arbit Issu B.V. – HSI R Bull CBBC Oct 2016 G	2015/11/17	2015/11/18
68839	SGA Societe Generale Acceptance N.V.-HSI R Bull CBBC Jun 16N	2015/11/17	2015/11/18
68792	HK Bank – A50 R Bull CBBC Oct 2016 E	2015/11/17	2015/11/18
68906	SGA Societe Generale Acceptance N.V.-HSI R Bull CBBC Jun 16Q	2015/11/17	2015/11/18
66165	Standard Chartered Bank – Ping An R Bull CBBC Nov 2015 C	2015/11/17	2015/11/19
68928	BNP Paribas Arbit Issu B.V. – HSI R Bull CBBC Dec 2016 Z	2015/11/17	2015/11/18
68933	BNP Paribas Arbit Issu B.V. – HSI R Bull CBBC Nov 2016 Q	2015/11/17	2015/11/18
68846	Standard Chartered Bank – TCH R Bull CBBC Nov 2015 A	2015/11/17	2015/11/19
68967	J P Morgan SP BV – HSI R Bull CBBC Dec 2016 V	2015/11/17	2015/11/18
67305	HK Bank – Gome R Bull CBBC Dec 2016 C	2015/11/17	2015/11/18
68973	J P Morgan SP BV – HSI R Bull CBBC Nov 2016 Y	2015/11/17	2015/11/18
68979	SGA Societe Generale Acceptance N.V.-HSI R Bear CBBC May 16Q	2015/11/17	2015/11/18
69138	Credit Suisse AG – HSI R Bull CBBC Sep 2016 U	2015/11/18	2015/11/19
69157	UBS AG – HSI R Bull CBBC Sep 2016 K	2015/11/18	2015/11/19
67635	Bank of East Asia – Galaxy Ent R Bull CBBC Nov 2016 A	2015/11/18	2015/11/19
67700	J P Morgan SP BV – Galaxy Ent R Bull CBBC Oct 2016 A	2015/11/18	2015/11/19
68791	HK Bank – CSOP A50 ETF R Bull CBBC Aug 2016 J	2015/11/18	2015/11/19
68835	HK Bank – AIA R Bull CBBC Sep 2016 F	2015/11/18	2015/11/19
69195	J P Morgan SP BV – HSI R Bull CBBC Oct 2016 B	2015/11/18	2015/11/19
68847	Standard Chartered Bank – TCH R Bull CBBC Nov 2015 B	2015/11/18	2015/11/20
69127	SGA Societe Generale Acceptance N.V.-HSI R Bull CBBC Oct16 G	2015/11/18	2015/11/19
67535	HK Bank – Galaxy Ent R Bull CBBC Nov 2016 C	2015/11/18	2015/11/19
63575	Standard Chartered Bank – Ping An R Bull CBBC Nov 2015 A	2015/11/18	2015/11/20
69201	J P Morgan SP BV – HSI R Bear CBBC Mar 2016 C	2015/11/19	2015/11/20
69230	SGA Societe Generale Acceptance N.V.-HSI R Bear CBBC Apr16 X	2015/11/19	2015/11/20
69457	UBS AG – HSI R Bull CBBC Dec 2016 D	2015/11/19	2015/11/20
69419	UBS AG – HSI R Bear CBBC Feb 2016 W	2015/11/19	2015/11/20
69410	J P Morgan SP BV – HSI R Bull CBBC Nov 2016 E	2015/11/19	2015/11/20
69243	Credit Suisse AG – HSI R Bear CBBC Mar 2016 O	2015/11/19	2015/11/20
69281	Credit Suisse AG – HSI R Bull CBBC Oct 2016 P	2015/11/19	2015/11/20
69282	Credit Suisse AG – HSI R Bull CBBC Oct 2016 Q	2015/11/19	2015/11/20
65783	Standard Chartered Bank – A50 China R Bear CBBC Nov 2015 A	2015/11/19	2015/11/23
63581	Standard Chartered Bank – Ping An R Bull CBBC Nov 2015 B	2015/11/19	2015/11/23
69304	J P Morgan SP BV – HSI R Bear CBBC Feb 2016 Q	2015/11/19	2015/11/20
69459	UBS AG – HSI R Bull CBBC Jun 2016 N	2015/11/19	2015/11/20
69312	SGA Societe Generale Acceptance N.V.-HSI R Bull CBBC Oct16 H	2015/11/19	2015/11/20
69342	SGA Societe Generale Acceptance N.V.-HSI R Bull CBBC Jun16 V	2015/11/19	2015/11/20
69391	J P Morgan SP BV – HSI R Bull CBBC Nov 2016 C	2015/11/19	2015/11/20
69364	J P Morgan SP BV – Tencent R Bull CBBC Jun 2016 F	2015/11/19	2015/11/20
69356	J P Morgan SP BV – China Mobile R Bull CBBC Oct 2016 A	2015/11/19	2015/11/20
69355	BNP Paribas Arbit Issu B.V. – HKEx R Bull CBBC Sep 2016 D	2015/11/19	2015/11/20
69353	BNP Paribas Arbit Issu B.V. – HSI R Bull CBBC Oct 2016 H	2015/11/19	2015/11/20
65774	Standard Chartered Bank – CSOP A50 ETF R Bear CBBC Nov 2015A	2015/11/19	2015/11/23
69458	UBS AG – HSI R Bull CBBC Dec 2016 E	2015/11/19	2015/11/20
69303	Credit Suisse AG – HSI R Bull CBBC Oct 2016 R	2015/11/19	2015/11/20
69016	BNP Paribas Arbit Issu B.V. – HSI R Bear CBBC Mar 2016 X	2015/11/19	2015/11/20
69093	HK Bank – HSI R Bear CBBC Aug 2016 I	2015/11/19	2015/11/20
69133	SGA Societe Generale Acceptance N.V.-HSI R Bear CBBC Jun16 A	2015/11/19	2015/11/20
69056	Credit Suisse AG – HSI R Bear CBBC Mar 2016 J	2015/11/19	2015/11/20
69140	BNP Paribas Arbit Issu B.V. – HSI R Bear CBBC Apr 2016 X	2015/11/19	2015/11/20
69200	J P Morgan SP BV – HSI R Bear CBBC Mar 2016 S	2015/11/19	2015/11/20
69156	Credit Suisse AG – HSI R Bear CBBC Feb 2016 T	2015/11/19	2015/11/20
69168	UBS AG – HSI R Bear CBBC Feb 2016 R	2015/11/19	2015/11/20
60712	Standard Chartered Bank – HKEx R Bull CBBC Jul 2016 B	2015/11/20	2015/11/23
68030	Standard Chartered Bank – A50 China R Bull CBBC Jul 2016 B	2015/11/20	2015/11/23
65552	Standard Chartered Bank – HSI R Bear CBBC Dec 2015 B	2015/11/20	2015/11/23
69473	SGA Societe Generale Acceptance N.V.-HSI R Bull CBBC May16 T	2015/11/20	2015/11/23
60719	Standard Chartered Bank – China Life R Bull CBBC Aug 2016 B	2015/11/20	2015/11/23
69464	HK Bank – HSCEI R Bull CBBC Jul 2016 H	2015/11/20	2015/11/23
69476	SGA Societe Generale Acceptance N.V.-HSI R Bull CBBC May16 U	2015/11/20	2015/11/23
69477	SGA Societe Generale Acceptance N.V.-HSI R Bull CBBC Oct16 I	2015/11/20	2015/11/23
66025	Standard Chartered Bank – China Mobile R Bear CBBC Jul 2016A	2015/11/20	2015/11/23
69478	J P Morgan SP BV – HSI R Bull CBBC Oct 2016 C	2015/11/20	2015/11/23
69466	HK Bank – HKEx R Bull CBBC Sep 2016 J	2015/11/20	2015/11/23
69489	UBS AG – HSI R Bull CBBC Oct 2016 N	2015/11/20	2015/11/23
69463	HK Bank – HSI R Bull CBBC Aug 2016 R	2015/11/20	2015/11/23
69490	UBS AG – HSI R Bull CBBC Sep 2016 G	2015/11/20	2015/11/23
68995	SGA Societe Generale Acceptance N.V.-HSI R Bear CBBC May 16A	2015/11/20	2015/11/23
69523	Credit Suisse AG – HSI R Bull CBBC Nov 2016 J	2015/11/20	2015/11/23
69524	Credit Suisse AG – HSI R Bull CBBC Nov 2016 K	2015/11/20	2015/11/23
69530	Credit Suisse AG – HSI R Bear CBBC Feb 2016 R	2015/11/20	2015/11/23
69542	Credit Suisse AG – HSI R Bear CBBC Apr 2016 W	2015/11/20	2015/11/23
69546	SGA Societe Generale Acceptance N.V.-HSI R Bear CBBC Jun16 B	2015/11/20	2015/11/23
69549	SGA Societe Generale Acceptance N.V.-HSI R Bear CBBC May16 T	2015/11/20	2015/11/23
67090	Standard Chartered Bank – HSI R Bear CBBC Dec 2015 H	2015/11/20	2015/11/23
69559	J P Morgan SP BV – HKEx R Bull CBBC Sep 2016 C	2015/11/20	2015/11/23
69573	J P Morgan SP BV – HSI R Bear CBBC Apr 2016 I	2015/11/20	2015/11/23
69578	J P Morgan SP BV – HSI R Bear CBBC Apr 2016 J	2015/11/20	2015/11/23
68713	Standard Chartered Bank – HSI R Bear CBBC Dec 2015 Q	2015/11/20	2015/11/23

List of expired CBBC, 2015 (continued)

Code	CBBC	Last trading date	Delisted date
61939	Standard Chartered Bank – Kingsoft R Bull CBBC Dec 2015 A	2015/11/20	2015/11/23
69169	UBS AG – HSI R Bear CBBC Feb 2016 V	2015/11/20	2015/11/23
62190	Standard Chartered Bank – Anhui Conch R Bull CBBC Dec 2015 A	2015/11/20	2015/11/23
69231	SGA Societe Generale Acceptance N.V.-HSI R Bear CBBC Apr16 I	2015/11/20	2015/11/23
69250	Credit Suisse AG – HSI R Bear CBBC Mar 2016 P	2015/11/20	2015/11/23
69139	Credit Suisse AG – HSI R Bear CBBC Feb 2016 Q	2015/11/20	2015/11/23
66591	Standard Chartered Bank – HSCEI R Bear CBBC Dec 2015 A	2015/11/20	2015/11/23
69305	J P Morgan SP BV – HSI R Bear CBBC Mar 2016 T	2015/11/20	2015/11/23
68626	Credit Suisse AG – HSI R Bear CBBC Feb 2016 F	2015/11/20	2015/11/23
69072	Macquarie Bank Ltd. – HSI R Bear CBBC May 2016 E	2015/11/20	2015/11/23
68155	Standard Chartered Bank – HSI R Bear CBBC Dec 2015 O	2015/11/20	2015/11/23
60663	Standard Chartered Bank – HSI R Bull CBBC Aug 2016 U	2015/11/20	2015/11/23
69055	Credit Suisse AG – HSI R Bear CBBC Mar 2016 S	2015/11/20	2015/11/23
60664	Standard Chartered Bank – HSI R Bull CBBC Aug 2016 V	2015/11/20	2015/11/23
69042	Credit Suisse AG – HSI R Bear CBBC Mar 2016 R	2015/11/20	2015/11/23
68049	Standard Chartered Bank – HSI R Bear CBBC Dec 2015 N	2015/11/20	2015/11/23
66807	Standard Chartered Bank – HKEx R Bear CBBC Dec 2015 A	2015/11/20	2015/11/23
69032	UBS AG – HSI R Bear CBBC Feb 2016 Y	2015/11/20	2015/11/23
69021	BNP Paribas Arbit Issu B.V. – HSI R Bear CBBC Mar 2016 B	2015/11/20	2015/11/23
69017	BNP Paribas Arbit Issu B.V. – HSI R Bear CBBC Apr 2016 N	2015/11/20	2015/11/23
69454	UBS AG – HSI R Bear CBBC Feb 2016 Q	2015/11/20	2015/11/23
69006	SGA Societe Generale Acceptance N.V.-HSI R Bear CBBC Jun 16Z	2015/11/20	2015/11/23
60660	Standard Chartered Bank – HSI R Bull CBBC Aug 2016 T	2015/11/20	2015/11/23
69077	J P Morgan SP BV – HSI R Bear CBBC Mar 2016 O	2015/11/20	2015/11/23
67807	Standard Chartered Bank – HSI R Bear CBBC Dec 2015 L	2015/11/20	2015/11/23
68047	Standard Chartered Bank – HSI R Bear CBBC Dec 2015 M	2015/11/20	2015/11/23
67306	Standard Chartered Bank – CAM CSI300 R Bull CBBC Apr 2016 A	2015/11/20	2015/11/23
67711	Standard Chartered Bank – HSI R Bull CBBC Jul 2016 V	2015/11/20	2015/11/23
61175	Standard Chartered Bank – Galaxy Ent R Bear CBBC Dec 2015 A	2015/11/20	2015/11/23
66448	HK Bank – Ping An R Bull CBBC Nov 2015 E	2015/11/20	2015/11/24
67399	Standard Chartered Bank – HSI R Bull CBBC Aug 2016 I	2015/11/20	2015/11/23
67384	Standard Chartered Bank – HSCEI R Bull CBBC Jul 2016 C	2015/11/20	2015/11/23
61731	Standard Chartered Bank – HKEx R Bear CBBC Feb 2016 B	2015/11/20	2015/11/23
67317	Standard Chartered Bank – China Life R Bull CBBC May 2016 A	2015/11/20	2015/11/23
63010	Standard Chartered Bank – HSI R Bull CBBC Aug 2016 E	2015/11/20	2015/11/23
62502	Standard Chartered Bank – HSI R Bull CBBC Jul 2016 F	2015/11/20	2015/11/23
69998	Standard Chartered Bank – HKEx R Bear CBBC Mar 2016 A	2015/11/20	2015/11/23
66449	HK Bank – Ping An R Bull CBBC Nov 2015 F	2015/11/20	2015/11/24
65204	Standard Chartered Bank – HKEx R Bear CBBC Jan 2016 A	2015/11/20	2015/11/23
65753	Standard Chartered Bank – HSI R Bull CBBC Jul 2016 S	2015/11/20	2015/11/23
65541	Standard Chartered Bank – Ping An R Bull CBBC Aug 2016 D	2015/11/20	2015/11/23
65936	Standard Chartered Bank – HSCEI R Bear CBBC Jan 2016 A	2015/11/20	2015/11/23
61520	Standard Chartered Bank – HSCEI R Bull CBBC Aug 2016 B	2015/11/20	2015/11/23
62482	Standard Chartered Bank – HSI R Bull CBBC Jul 2016 E	2015/11/20	2015/11/23
69096	Standard Chartered Bank – HSI R Bear CBBC Jan 2016 B	2015/11/20	2015/11/23
64343	Standard Chartered Bank – A50 China R Bull CBBC Jul 2016 C	2015/11/20	2015/11/23
61228	Standard Chartered Bank – HSI R Bull CBBC Aug 2016 Y	2015/11/20	2015/11/23
61238	Standard Chartered Bank – HSI R Bull CBBC Aug 2016 Z	2015/11/20	2015/11/23
61244	Standard Chartered Bank – HSI R Bull CBBC Aug 2016 A	2015/11/20	2015/11/23
60971	Standard Chartered Bank – HSI R Bull CBBC Aug 2016 W	2015/11/20	2015/11/23
60982	Standard Chartered Bank – HSI R Bull CBBC Aug 2016 X	2015/11/20	2015/11/23
67718	Standard Chartered Bank – HSI R Bull CBBC Aug 2016 J	2015/11/20	2015/11/23
66339	Standard Chartered Bank – HSI R Bear CBBC Dec 2015 C	2015/11/20	2015/11/23
67741	Standard Chartered Bank – HSI R Bull CBBC Aug 2016 L	2015/11/20	2015/11/23
67719	Standard Chartered Bank – HSI R Bull CBBC Aug 2016 K	2015/11/20	2015/11/23
63007	Standard Chartered Bank – HSI R Bull CBBC Aug 2016 D	2015/11/20	2015/11/23
69993	Standard Chartered Bank – HKEx R Bear CBBC Feb 2016 A	2015/11/20	2015/11/23
68264	HK Bank – TCH R Bull CBBC Nov 2015 D	2015/11/20	2015/11/24
62494	Standard Chartered Bank – HKEx R Bear CBBC Mar 2016 C	2015/11/20	2015/11/23
63415	Standard Chartered Bank – HSI R Bull CBBC Jul 2016 K	2015/11/20	2015/11/23
63417	Standard Chartered Bank – HSI R Bull CBBC Aug 2016 F	2015/11/20	2015/11/23
69585	Standard Chartered Bank – HSI R Bear CBBC Jan 2016 C	2015/11/20	2015/11/23
63847	Standard Chartered Bank – HSI R Bull CBBC Aug 2016 G	2015/11/20	2015/11/23
69923	Standard Chartered Bank – HSI R Bear CBBC Jan 2016 D	2015/11/20	2015/11/23
65739	Standard Chartered Bank – CSOP A50 R Bull CBBC Jul 2016 C	2015/11/20	2015/11/23
64490	Standard Chartered Bank – A50 China R Bull CBBC Jun 2016 D	2015/11/20	2015/11/23
62691	Standard Chartered Bank – Ping An R Bull CBBC Aug 2016 C	2015/11/20	2015/11/23
63011	Standard Chartered Bank – CSOP A50 ETF R Bull CBBC Jun 2016B	2015/11/20	2015/11/23
62684	Standard Chartered Bank – HKEx R Bull CBBC Jul 2016 C	2015/11/20	2015/11/23
65743	Standard Chartered Bank – A50 China R Bull CBBC Jul 2016 D	2015/11/20	2015/11/23
64855	Standard Chartered Bank – HSI R Bull CBBC Aug 2016 H	2015/11/20	2015/11/23
65542	Standard Chartered Bank – TCH R Bull CBBC Jul 2016 A	2015/11/20	2015/11/23
64853	Standard Chartered Bank – Ping An R Bull CBBC Aug 2016 A	2015/11/20	2015/11/23
65757	Standard Chartered Bank – CAM CSI300 R Bull CBBC May 2016 B	2015/11/20	2015/11/23
65554	Standard Chartered Bank – TCH R Bear CBBC Jun 2016 D	2015/11/20	2015/11/23
69858	Credit Suisse AG – CSOP A50 ETF R Bear CBBC Nov 2015 C	2015/11/23	2015/11/25
69656	BNP Paribas Arbit Issu B.V. – HSI R Bear CBBC Apr 2016 Y	2015/11/23	2015/11/24
60472	Credit Suisse AG – A50 China R Bear CBBC Nov 2015 A	2015/11/23	2015/11/25
60479	Credit Suisse AG – A50 China R Bear CBBC Nov 2015 B	2015/11/23	2015/11/25
69654	BNP Paribas Arbit Issu B.V. – HSI R Bear CBBC Mar 2016 C	2015/11/23	2015/11/24
69642	SGA Societe Generale Acceptance N.V.-HSI R Bear CBBC Apr16 E	2015/11/23	2015/11/24
69862	Credit Suisse AG – A50 China R Bear CBBC Nov 2015 C	2015/11/23	2015/11/25
69652	Macquarie Bank Ltd. – HSI R Bear CBBC May 2016 H	2015/11/23	2015/11/24
61387	Credit Suisse AG – Ping An R Bear CBBC Nov 2015 B	2015/11/23	2015/11/25
69860	Credit Suisse AG – CSOP A50 ETF R Bear CBBC Nov 2015 D	2015/11/23	2015/11/25
69650	SGA Societe Generale Acceptance N.V.-HSI R Bear CBBC May16 X	2015/11/23	2015/11/24
69659	BNP Paribas Arbit Issu B.V. – HSI R Bear CBBC Mar 2016 P	2015/11/23	2015/11/24

List of expired CBBC, 2015 (continued)

Code	CBBC	Last trading date	Delisted date
69867	Credit Suisse AG – A50 China R Bear CBBC Nov 2015 D	2015/11/23	2015/11/25
61400	Credit Suisse AG – HKEx R Bear CBBC Nov 2015 B	2015/11/23	2015/11/25
69644	SGA Societe Generale Acceptance N.V.-HSI R Bear CBBC Apr16 L	2015/11/23	2015/11/24
68703	BNP Paribas Arbit Issu B.V. – HSI R Bear CBBC Apr 2016 L	2015/11/23	2015/11/24
69697	UBS AG – HSI R Bear CBBC Feb 2016 A	2015/11/23	2015/11/24
60468	Credit Suisse AG – CSOP A50 ETF R Bear CBBC Nov 2015 B	2015/11/23	2015/11/25
69731	J P Morgan SP BV – Tencent R Bear CBBC Jun 2016 C	2015/11/23	2015/11/24
69751	J P Morgan SP BV – HKEx R Bear CBBC Jul 2016 C	2015/11/23	2015/11/24
69752	J P Morgan SP BV – HSI R Bear CBBC Feb 2016 S	2015/11/23	2015/11/24
60462	Credit Suisse AG – CSOP A50 ETF R Bear CBBC Nov 2015 A	2015/11/23	2015/11/25
69762	J P Morgan SP BV – HSI R Bear CBBC Mar 2016 U	2015/11/23	2015/11/24
69694	UBS AG – HSI R Bear CBBC Feb 2016 U	2015/11/23	2015/11/24
69272	Credit Suisse AG – HSI R Bear CBBC Mar 2016 A	2015/11/23	2015/11/24
68667	J P Morgan SP BV – HSI R Bear CBBC Mar 2016 N	2015/11/23	2015/11/24
64009	Credit Suisse AG – China Mobile R Bear CBBC Nov 2015 A	2015/11/23	2015/11/25
69034	UBS AG – HSI R Bear CBBC Feb 2016 M	2015/11/23	2015/11/24
67523	HK Bank – Sands China R Bull CBBC Aug 2016 B	2015/11/23	2015/11/24
69102	HK Bank – TCH R Bear CBBC Jul 2016 G	2015/11/23	2015/11/24
69678	Credit Suisse AG – HSI R Bear CBBC Mar 2016 Q	2015/11/23	2015/11/24
69681	Credit Suisse AG – HSI R Bear CBBC Mar 2016 V	2015/11/23	2015/11/24
69816	SGA Societe Generale Acceptance N.V.-HSI R Bull CBBC Jun16 J	2015/11/24	2015/11/25
69917	J P Morgan SP BV – HSI R Bear CBBC Mar 2016 V	2015/11/24	2015/11/25
69831	Credit Suisse AG – HSI R Bear CBBC Apr 2016 X	2015/11/24	2015/11/25
69819	J P Morgan SP BV – HSI R Bear CBBC Feb 2016 T	2015/11/24	2015/11/25
65848	Bank of East Asia – Ping An R Bull CBBC Nov 2015 A	2015/11/24	2015/11/26
69822	J P Morgan SP BV – HSI R Bull CBBC Dec 2016 X	2015/11/24	2015/11/25
69784	SGA Societe Generale Acceptance N.V.-HSI R Bear CBBC May16 Y	2015/11/24	2015/11/25
69832	Credit Suisse AG – HSI R Bear CBBC Apr 2016 T	2015/11/24	2015/11/25
69764	HK Bank – HSI R Bear CBBC May 2016 Y	2015/11/24	2015/11/25
69836	Credit Suisse AG – HSI R Bull CBBC Sep 2016 V	2015/11/24	2015/11/25
69786	SGA Societe Generale Acceptance N.V.-HSI R Bear CBBC May16 S	2015/11/24	2015/11/25
69844	UBS AG – HSI R Bear CBBC Feb 2016 S	2015/11/24	2015/11/25
69854	UBS AG – HSI R Bull CBBC Sep 2016 M	2015/11/24	2015/11/25
69848	UBS AG – HSI R Bear CBBC Feb 2016 J	2015/11/24	2015/11/25
69843	UBS AG – HSI R Bear CBBC Feb 2016 D	2015/11/24	2015/11/25
63807	Bank of East Asia – HKEx R Bull CBBC Nov 2015 A	2015/11/25	2015/11/27
60094	UBS AG – HSI R Bear CBBC Mar 2016 N	2015/11/25	2015/11/26
60174	J P Morgan SP BV – HSI R Bear CBBC Mar 2016 Y	2015/11/25	2015/11/26
60185	J P Morgan SP BV – HSI R Bear CBBC Apr 2016 K	2015/11/25	2015/11/26
69962	SGA Societe Generale Acceptance N.V.-HSI R Bear CBBC Jun16 C	2015/11/25	2015/11/26
69968	SGA Societe Generale Acceptance N.V.-HSI R Bear CBBC May16 V	2015/11/25	2015/11/26
60040	Credit Suisse AG – HSI R Bear CBBC Mar 2016 W	2015/11/25	2015/11/26
64091	Bank of East Asia – CITIC R Bull CBBC Nov 2015 A	2015/11/25	2015/11/27
60282	UBS AG – HSI R Bear CBBC Feb 2016 W	2015/11/26	2015/11/27
60218	BNP Paribas Arbit Issu B.V. – HSI R Bear CBBC Mar 2016 U	2015/11/26	2015/11/27
60219	J P Morgan SP BV – HSI R Bear CBBC Apr 2016 L	2015/11/26	2015/11/27
60238	J P Morgan SP BV – HSI R Bear CBBC Mar 2016 X	2015/11/26	2015/11/27
60285	Credit Suisse AG – HSI R Bear CBBC Mar 2016 X	2015/11/26	2015/11/27
69785	UBS AG – HSI R Bear CBBC Nov 2015 P	2015/11/26	2015/11/30
60081	J P Morgan SP BV – HSI R Bear CBBC Nov 2015 F	2015/11/26	2015/11/30
63086	Standard Chartered Bank – HSCEI R Bear CBBC Nov 2015 A	2015/11/26	2015/11/30
61566	UBS AG – HSCEI R Bear CBBC Nov 2015 J	2015/11/26	2015/11/30
61565	UBS AG – HSCEI R Bear CBBC Nov 2015 I	2015/11/26	2015/11/30
67759	J P Morgan SP BV – HSI R Bear CBBC Nov 2015 U	2015/11/26	2015/11/30
60264	UBS AG – HSI R Bear CBBC Feb 2016 R	2015/11/26	2015/11/27
61432	Credit Suisse AG – HSI R Bear CBBC Nov 2015 R	2015/11/26	2015/11/30
62492	Credit Suisse AG – HSI R Bear CBBC Nov 2015 F	2015/11/26	2015/11/30
61522	UBS AG – HSI R Bear CBBC Nov 2015 V	2015/11/26	2015/11/30
61548	UBS AG – HSI R Bear CBBC Nov 2015 Y	2015/11/26	2015/11/30
61429	Credit Suisse AG – HSI R Bear CBBC Nov 2015 P	2015/11/26	2015/11/30
60284	UBS AG – HSI R Bull CBBC Dec 2016 I	2015/11/26	2015/11/27
65746	BNP Paribas Arbit Issu B.V. – HSI R Bear CBBC Nov 2015 W	2015/11/26	2015/11/30
61544	UBS AG – HSI R Bear CBBC Nov 2015 X	2015/11/26	2015/11/30
61541	UBS AG – HSI R Bear CBBC Nov 2015 W	2015/11/26	2015/11/30
69437	SGA Societe Generale Acceptance NV -HSCEI R Bear CBBC Nov15C	2015/11/26	2015/11/30
65915	J P Morgan SP BV – HSI R Bear CBBC Nov 2015 A	2015/11/26	2015/11/30
67518	SGA Societe Generale Acceptance N.V.-HSI R Bear CBBC Nov15 X	2015/11/26	2015/11/30
62488	Credit Suisse AG – HSI R Bear CBBC Nov 2015 X	2015/11/26	2015/11/30
62537	SGA Societe Generale Acceptance NV -HSCEI R Bear CBBC Nov15D	2015/11/26	2015/11/30
61556	UBS AG – HSI R Bear CBBC Nov 2015 Z	2015/11/26	2015/11/30
67730	Credit Suisse AG – HSI R Bear CBBC Nov 2015 M	2015/11/26	2015/11/30
66865	SGA Societe Generale Acceptance N.V.-HSI R Bear CBBC Nov15 V	2015/11/26	2015/11/30
60350	UBS AG – HSI R Bear CBBC Nov 2015 Q	2015/11/26	2015/11/30
61924	SGA Societe Generale Acceptance N.V.-HSI R Bear CBBC Nov15 J	2015/11/26	2015/11/30
67674	J P Morgan SP BV – HSI R Bear CBBC Nov 2015 N	2015/11/26	2015/11/30
60212	SGA Societe Generale Acceptance N.V.-HSI R Bear CBBC Jun16 F	2015/11/26	2015/11/27
60841	UBS AG – HSI R Bear CBBC Nov 2015 T	2015/11/26	2015/11/30
69820	BNP Paribas Arbit Issu B.V. – HSI R Bear CBBC Nov 2015 D	2015/11/26	2015/11/30
60842	UBS AG – HSI R Bear CBBC Nov 2015 U	2015/11/26	2015/11/30
67728	Credit Suisse AG – HSI R Bear CBBC Nov 2015 W	2015/11/26	2015/11/30
67335	Bank of East Asia – China Comm Constr R Bull CBBC Jan 2017 A	2015/11/26	2015/11/27
66552	Credit Suisse AG – TCH R Bear CBBC Jan 2016 A	2015/11/26	2015/11/27
69026	SGA Societe Generale Acceptance N.V.-CMob R Bull CBBC Nov15A	2015/11/26	2015/11/30
69931	J P Morgan SP BV – HSI R Bear CBBC Mar 2016 W	2015/11/26	2015/11/27
64923	SGA Societe Generale Acceptance N.V.-HKEx R Bear CBBC Nov15D	2015/11/26	2015/11/30
61287	SGA Societe Generale Acceptance N.V.-HSI R Bear CBBC Nov15 D	2015/11/26	2015/11/30
62328	SGA Societe Generale Acceptance N.V.-HSI R Bear CBBC Nov15 P	2015/11/26	2015/11/30

List of expired CBBC, 2015 (continued)

Code	CBBC	Last trading date	Delisted date
67733	UBS AG – HSI R Bear CBBC Nov 2015 J	2015/11/26	2015/11/30
68216	Credit Suisse AG – HSI R Bear CBBC Nov 2015 N	2015/11/26	2015/11/30
61003	BNP Paribas Arbit Issu B.V. – HSI R Bear CBBC Nov 2015 G	2015/11/26	2015/11/30
62350	Credit Suisse AG – HSCEI R Bear CBBC Nov 2015 E	2015/11/26	2015/11/30
62338	Credit Suisse AG – HSCEI R Bear CBBC Nov 2015 D	2015/11/26	2015/11/30
62336	SGA Societe Generale Acceptance N.V.-HSI R Bear CBBC Nov15 Q	2015/11/26	2015/11/30
65935	Standard Chartered Bank – HSI R Bear CBBC Nov 2015 N	2015/11/26	2015/11/30
69636	BNP Paribas Arbit Issu B.V. – A50 R Bear CBBC Nov 2015 C	2015/11/26	2015/11/30
66276	J P Morgan SP BV – HSI R Bear CBBC Nov 2015 E	2015/11/26	2015/11/30
67771	UBS AG – HSCEI R Bear CBBC Nov 2015 F	2015/11/26	2015/11/30
61160	Credit Suisse AG – HSCEI R Bear CBBC Nov 2015 C	2015/11/26	2015/11/30
61427	Credit Suisse AG – HSI R Bear CBBC Nov 2015 T	2015/11/26	2015/11/30
60041	Macquarie Bank Ltd. – HSI R Bear CBBC Nov 2015 C	2015/11/26	2015/11/30
62437	BNP Paribas Arbit Issu B.V. – HSI R Bear CBBC Nov 2015 L	2015/11/26	2015/11/30
62100	UBS AG – HSI R Bear CBBC Nov 2015 F	2015/11/26	2015/11/30
62099	UBS AG – HSI R Bear CBBC Nov 2015 H	2015/11/26	2015/11/30
62074	SGA Societe Generale Acceptance N.V.-HSI R Bear CBBC Nov15 S	2015/11/26	2015/11/30
69165	SGA Societe Generale Acceptance N.V.-HSI R Bear CBBC Nov15 G	2015/11/26	2015/11/30
68647	SGA Societe Generale Acceptance NV-PingAn R Bull CBBC Nov15A	2015/11/26	2015/11/30
60286	Credit Suisse AG – HSI R Bear CBBC Mar 2016 Y	2015/11/26	2015/11/27
62430	UBS AG – HSCEI R Bear CBBC Nov 2015 K	2015/11/26	2015/11/30
62120	J P Morgan SP BV – HSI R Bear CBBC Nov 2015 L	2015/11/26	2015/11/30
62438	BNP Paribas Arbit Issu B.V. – HSI R Bear CBBC Nov 2015 M	2015/11/26	2015/11/30
62384	SGA Societe Generale Acceptance N.V.-HSI R Bear CBBC Nov15 R	2015/11/26	2015/11/30
69829	UBS AG – HSI R Bear CBBC Nov 2015 D	2015/11/26	2015/11/30
61933	UBS AG – HSI R Bear CBBC Nov 2015 E	2015/11/26	2015/11/30
61932	UBS AG – HSI R Bear CBBC Nov 2015 I	2015/11/26	2015/11/30
61909	SGA Societe Generale Acceptance N.V.-HSI R Bear CBBC Nov15 Z	2015/11/26	2015/11/30
61948	J P Morgan SP BV – HSI R Bear CBBC Nov 2015 K	2015/11/26	2015/11/30
64281	BNP Paribas Arbit Issu B.V. – HSCEI R Bear CBBC Nov 2015 G	2015/11/26	2015/11/30
62668	BNP Paribas Arbit Issu B.V. – HSCEI R Bear CBBC Nov 2015 E	2015/11/26	2015/11/30
65111	Standard Chartered Bank – HSCEI R Bear CBBC Nov 2015 B	2015/11/26	2015/11/30
64544	Standard Chartered Bank – HSI R Bear CBBC Nov 2015 H	2015/11/26	2015/11/30
62380	J P Morgan SP BV – HSI R Bear CBBC Nov 2015 M	2015/11/26	2015/11/30
65107	Standard Chartered Bank – HSI R Bear CBBC Nov 2015 K	2015/11/26	2015/11/30
62383	J P Morgan SP BV – HSI R Bear CBBC Nov 2015 O	2015/11/26	2015/11/30
62110	Credit Suisse AG – HSI R Bear CBBC Nov 2015 C	2015/11/26	2015/11/30
62134	BNP Paribas Arbit Issu B.V. – HSI R Bear CBBC Nov 2015 I	2015/11/26	2015/11/30
65760	Standard Chartered Bank – HSI R Bear CBBC Nov 2015 M	2015/11/26	2015/11/30
62423	UBS AG – HSI R Bear CBBC Nov 2015 K	2015/11/26	2015/11/30
64280	BNP Paribas Arbit Issu B.V. – HSCEI R Bear CBBC Nov 2015 F	2015/11/26	2015/11/30
66454	UBS AG – HSCEI R Bear CBBC Nov 2015 P	2015/11/26	2015/11/30
69928	Credit Suisse AG – HSCEI R Bear CBBC Nov 2015 I	2015/11/26	2015/11/30
69744	SGA Societe Generale Acceptance N.V.-HSI R Bear CBBC Nov15 W	2015/11/26	2015/11/30
60585	BNP Paribas Arbit Issu B.V. – HSI R Bear CBBC Nov 2015 F	2015/11/26	2015/11/30
60646	SGA Societe Generale Acceptance N.V. -A50 R Bear CBBC Nov15B	2015/11/26	2015/11/30
60363	BNP Paribas Arbit Issu B.V. – HSI R Bull CBBC Nov 2016 P	2015/11/26	2015/11/27
61903	Credit Suisse AG – HKEx R Bear CBBC Nov 2015 D	2015/11/26	2015/11/30
68284	BNP Paribas Arbit Issu B.V. – HSCEI R Bear CBBC Nov 2015 B	2015/11/26	2015/11/30
68724	Credit Suisse AG – HSI R Bear CBBC Nov 2015 Y	2015/11/26	2015/11/30
67792	Macquarie Bank Ltd. – HSI R Bear CBBC Nov 2015 B	2015/11/26	2015/11/30
61724	BNP Paribas Arbit Issu B.V. – HSI R Bear CBBC Nov 2015 H	2015/11/26	2015/11/30
61722	SGA Societe Generale Acceptance N.V.-HSI R Bear CBBC Nov15 B	2015/11/26	2015/11/30
61469	SGA Societe Generale Acceptance N.V.-HKEx R Bull CBBC Nov15A	2015/11/26	2015/11/30
61703	Credit Suisse AG – HSI R Bear CBBC Nov 2015 Z	2015/11/26	2015/11/30
60708	SGA Societe Generale Acceptance N.V.- TCH R Bull CBBC Nov15A	2015/11/26	2015/11/30
61700	Credit Suisse AG – HSI R Bear CBBC Nov 2015 V	2015/11/26	2015/11/30
61697	Credit Suisse AG – HSI R Bear CBBC Nov 2015 U	2015/11/26	2015/11/30
60340	Credit Suisse AG – HSI R Bull CBBC Nov 2016 Q	2015/11/26	2015/11/27
65864	UBS AG – HSI R Bear CBBC Nov 2015 L	2015/11/26	2015/11/30
69051	SGA Societe Generale Acceptance N.V.-HSI R Bear CBBC Nov15 F	2015/11/26	2015/11/30
60215	BNP Paribas Arbit Issu B.V. – HSI R Bear CBBC Apr 2016 M	2015/11/26	2015/11/27
61721	SGA Societe Generale Acceptance N.V.-HSI R Bear CBBC Nov15 Y	2015/11/26	2015/11/30
62439	BNP Paribas Arbit Issu B.V. – HSI R Bear CBBC Nov 2015 N	2015/11/26	2015/11/30
69048	SGA Societe Generale Acceptance N.V.-HSI R Bear CBBC Nov15 E	2015/11/26	2015/11/30
61881	Credit Suisse AG – HSI R Bear CBBC Nov 2015 B	2015/11/26	2015/11/30
61880	Credit Suisse AG – HSI R Bear CBBC Nov 2015 A	2015/11/26	2015/11/30
61833	UBS AG – HSI R Bear CBBC Nov 2015 G	2015/11/26	2015/11/30
69780	SGA Societe Generale Acceptance N.V.-HSI R Bear CBBC Nov15 H	2015/11/26	2015/11/30
66451	UBS AG – HSI R Bear CBBC Nov 2015 M	2015/11/26	2015/11/30
67804	J P Morgan SP BV – HSI R Bear CBBC Nov 2015 V	2015/11/26	2015/11/30
61796	UBS AG – HSI R Bear CBBC Nov 2015 A	2015/11/26	2015/11/30
68831	HK Bank – CM Bank R Bull CBBC Oct 2016 D	2015/11/26	2015/11/27
65837	BNP Paribas Arbit Issu B.V. – HSI R Bear CBBC Nov 2015 X	2015/11/26	2015/11/30
69758	BNP Paribas Arbit Issu B.V. – HS H-SH ETF R Bear CBBC Nov15A	2015/11/26	2015/11/30
67805	J P Morgan SP BV – HSI R Bear CBBC Nov 2015 W	2015/11/26	2015/11/30
69302	BNP Paribas Arbit Issu B.V. – A50 R Bear CBBC Nov 2015 B	2015/11/26	2015/11/30
61725	BNP Paribas Arbit Issu B.V. – HSCEI R Bear CBBC Nov 2015 D	2015/11/26	2015/11/30
60364	J P Morgan SP BV – HSI R Bull CBBC Nov 2016 F	2015/11/26	2015/11/27
65790	Credit Suisse AG – HSCEI R Bear CBBC Nov 2015 H	2015/11/26	2015/11/30
62318	SGA Societe Generale Acceptance N.V.-HSI R Bear CBBC Nov15 N	2015/11/26	2015/11/30
66176	Standard Chartered Bank – HSI R Bear CBBC Nov 2015 P	2015/11/26	2015/11/30
69905	BNP Paribas Arbit Issu B.V. – HSI R Bear CBBC Nov 2015 E	2015/11/26	2015/11/30
66143	BNP Paribas Arbit Issu B.V. – HSCEI R Bear CBBC Nov 2015 A	2015/11/26	2015/11/30
66275	J P Morgan SP BV – HSI R Bear CBBC Nov 2015 D	2015/11/26	2015/11/30
69703	BNP Paribas Arbit Issu B.V. – A50 R Bear CBBC Nov 2015 D	2015/11/26	2015/11/30
60074	Credit Suisse AG – HSI R Bear CBBC Nov 2015 Q	2015/11/26	2015/11/30

List of expired CBBC, 2015 (continued)

Code	CBBC	Last trading date	Delisted date
69673	UBS AG – HSI R Bear CBBC Nov 2015 C	2015/11/26	2015/11/30
68511	SGA Societe Generale Acceptance NV -HSCEI R Bear CBBC Nov15B	2015/11/26	2015/11/30
66238	Standard Chartered Bank – HSI R Bear CBBC Nov 2015 Q	2015/11/26	2015/11/30
60043	SGA Societe Generale Acceptance N.V.-HSI R Bear CBBC Nov15 A	2015/11/26	2015/11/30
69691	Credit Suisse AG – HSCEI R Bear CBBC Nov 2015 B	2015/11/26	2015/11/30
65431	Credit Suisse AG – HSI R Bear CBBC Nov 2015 L	2015/11/26	2015/11/30
60353	UBS AG – HSI R Bear CBBC Nov 2015 S	2015/11/26	2015/11/30
68473	UBS AG – HSI R Bear CBBC Nov 2015 B	2015/11/26	2015/11/30
60352	UBS AG – HSI R Bear CBBC Nov 2015 R	2015/11/26	2015/11/30
62320	SGA Societe Generale Acceptance N.V.-HSI R Bear CBBC Nov15 O	2015/11/26	2015/11/30
60066	Credit Suisse AG – HSI R Bear CBBC Nov 2015 J	2015/11/26	2015/11/30
60080	Credit Suisse AG – HSI R Bear CBBC Nov 2015 S	2015/11/26	2015/11/30
61359	SGA Societe Generale Acceptance N.V. -A50 R Bear CBBC Nov15C	2015/11/26	2015/11/30
69310	Credit Suisse AG – HSI R Bear CBBC Nov 2015 D	2015/11/26	2015/11/30
69679	UBS AG – HSCEI R Bear CBBC Nov 2015 A	2015/11/26	2015/11/30
60058	Credit Suisse AG – HSI R Bear CBBC Nov 2015 H	2015/11/26	2015/11/30
60063	Credit Suisse AG – HSI R Bear CBBC Nov 2015 I	2015/11/26	2015/11/30
66239	Standard Chartered Bank – HSI R Bear CBBC Nov 2015 R	2015/11/26	2015/11/30
65624	J P Morgan SP BV – HSI R Bear CBBC Nov 2015 C	2015/11/26	2015/11/30
69256	J P Morgan SP BV – HSI R Bear CBBC Nov 2015 Z	2015/11/26	2015/11/30
62311	SGA Societe Generale Acceptance N.V.-HSI R Bear CBBC Nov15 M	2015/11/26	2015/11/30
60017	Credit Suisse AG – HSI R Bear CBBC Nov 2015 O	2015/11/26	2015/11/30
65370	SGA Societe Generale Acceptance NV -HSCEI R Bear CBBC Nov15F	2015/11/26	2015/11/30
60195	J P Morgan SP BV – HSI R Bear CBBC Nov 2015 G	2015/11/26	2015/11/30
69321	Credit Suisse AG – HSI R Bear CBBC Nov 2015 E	2015/11/26	2015/11/30
68131	SGA Societe Generale Acceptance N.V.-HSI R Bear CBBC Nov15 C	2015/11/26	2015/11/30
66308	SGA Societe Generale Acceptance N.V.-HSI R Bear CBBC Nov15 U	2015/11/26	2015/11/30
66264	UBS AG – HSI R Bear CBBC Nov 2015 N	2015/11/26	2015/11/30
69735	UBS AG – HSI R Bear CBBC Nov 2015 O	2015/11/26	2015/11/30
66914	J P Morgan SP BV – Tencent R Bear CBBC Mar 2016 A	2015/11/26	2015/11/27
68188	SGA Societe Generale Acceptance NV -HSCEI R Bear CBBC Nov15G	2015/11/26	2015/11/30
60760	J P Morgan SP BV – HSI R Bear CBBC Nov 2015 I	2015/11/26	2015/11/30
68417	UBS AG – HSCEI R Bear CBBC Nov 2015 G	2015/11/26	2015/11/30
69483	Credit Suisse AG – HSCEI R Bear CBBC Nov 2015 A	2015/11/26	2015/11/30
66120	Standard Chartered Bank – HSI R Bear CBBC Nov 2015 O	2015/11/26	2015/11/30
68697	J P Morgan SP BV – HSI R Bear CBBC Nov 2015 Y	2015/11/26	2015/11/30
60095	SGA Societe Generale Acceptance N.V.-HSI R Bear CBBC Nov15 I	2015/11/26	2015/11/30
66050	SGA Societe Generale Acceptance N.V.-HSI R Bear CBBC Nov15 T	2015/11/26	2015/11/30
61638	Credit Suisse AG – HSI R Bear CBBC Nov 2015 K	2015/11/26	2015/11/30
65613	UBS AG – HSCEI R Bear CBBC Nov 2015 E	2015/11/26	2015/11/30
67981	BNP Paribas Arbit Issu B.V. – A50 R Bear CBBC Nov 2015 A	2015/11/26	2015/11/30
67670	J P Morgan SP BV – HSI R Bear CBBC Nov 2015 T	2015/11/26	2015/11/30
61945	SGA Societe Generale Acceptance N.V.-HSI R Bear CBBC Nov15 K	2015/11/26	2015/11/30
61968	SGA Societe Generale Acceptance N.V.-HSI R Bear CBBC Nov15 L	2015/11/26	2015/11/30
69811	Credit Suisse AG – HSI R Bear CBBC Nov 2015 G	2015/11/26	2015/11/30
66175	J P Morgan SP BV – HSI R Bear CBBC Nov 2015 B	2015/11/26	2015/11/30
60383	J P Morgan SP BV – HSI R Bear CBBC Nov 2015 H	2015/11/26	2015/11/30
60211	SGA Societe Generale Acceptance N.V.-HSI R Bear CBBC Apr16 H	2015/11/26	2015/11/27
68548	J P Morgan SP BV – HSI R Bear CBBC Nov 2015 X	2015/11/26	2015/11/30
69290	BNP Paribas Arbit Issu B.V. – HSCEI R Bear CBBC Nov 2015 C	2015/11/26	2015/11/30
65287	UBS AG – HSCEI R Bear CBBC Nov 2015 O	2015/11/26	2015/11/30
68323	J P Morgan SP BV – CSOP A50 ETF R Bull CBBC Dec 2016 A	2015/11/27	2015/11/30
64040	HK Bank – HSCEI R Bull CBBC Oct 2016 H	2015/11/27	2015/11/30
69618	BNP Paribas Arbit Issu B.V. – HSI R Bull CBBC Dec 2016 O	2015/11/27	2015/11/30
69866	UBS AG – HSI R Bull CBBC Oct 2016 O	2015/11/27	2015/11/30
69462	HK Bank – HSI R Bull CBBC Jul 2016 Z	2015/11/27	2015/11/30
69629	BNP Paribas Arbit Issu B.V. – HSI R Bull CBBC Nov 2016 H	2015/11/27	2015/11/30
69823	J P Morgan SP BV – HSI R Bull CBBC Dec 2016 Y	2015/11/27	2015/11/30
60520	J P Morgan SP BV – HSI R Bull CBBC Sep 2016 X	2015/11/27	2015/11/30
69613	SGA Societe Generale Acceptance N.V.-HSI R Bull CBBC Sep16 L	2015/11/27	2015/11/30
60523	J P Morgan SP BV – HSI R Bull CBBC Oct 2016 L	2015/11/27	2015/11/30
68403	HK Bank – HKEx R Bull CBBC Nov 2015 B	2015/11/27	2015/12/01
69640	J P Morgan SP BV – HSI R Bull CBBC Sep 2016 W	2015/11/27	2015/11/30
68595	Credit Suisse AG – CSOP A50 ETF R Bull CBBC Aug 2016 A	2015/11/27	2015/11/30
60310	Credit Suisse AG – HSI R Bull CBBC Nov 2016 O	2015/11/27	2015/11/30
68410	HK Bank – CSOP A50 ETF R Bull CBBC Aug 2016 I	2015/11/27	2015/11/30
60372	UBS AG – HSI R Bull CBBC Nov 2016 L	2015/11/27	2015/11/30
66408	BNP Paribas Arbit Issu B.V. – A50 R Bear CBBC Nov 2015 H	2015/11/27	2015/12/01
68204	HK Bank – A50 R Bull CBBC Aug 2016 E	2015/11/27	2015/11/30
69639	J P Morgan SP BV – HSCEI R Bull CBBC Oct 2016 B	2015/11/27	2015/11/30
62447	HK Bank – Galaxy Ent R Bear CBBC Nov 2015 A	2015/11/27	2015/12/01
60246	SGA Societe Generale Acceptance N.V.-HSI R Bull CBBC Jun16 T	2015/11/27	2015/11/30
69517	BNP Paribas Arbit Issu B.V. – HSI R Bull CBBC Oct 2016 I	2015/11/27	2015/11/30
67979	HK Bank – China Life R Bull CBBC Jul 2016 C	2015/11/27	2015/11/30
60008	J P Morgan SP BV – HSI R Bull CBBC Oct 2016 I	2015/11/27	2015/11/30
69876	UBS AG – HSI R Bull CBBC Oct 2016 P	2015/11/27	2015/11/30
60261	SGA Societe Generale Acceptance N.V.-HSI R Bull CBBC Oct16 L	2015/11/27	2015/11/30
62139	BNP Paribas Arbit Issu B.V. – A50 R Bear CBBC Nov 2015 F	2015/11/27	2015/12/01
63865	Credit Suisse AG – HSCEI R Bull CBBC Jul 2016 C	2015/11/27	2015/11/30
69814	SGA Societe Generale Acceptance N.V.-HSI R Bull CBBC May16 Y	2015/11/27	2015/11/30
60501	BNP Paribas Arbit Issu B.V. – HSI R Bull CBBC Oct 2016 J	2015/11/27	2015/11/30
69954	SGA Societe Generale Acceptance N.V.-HSI R Bull CBBC Oct16 K	2015/11/27	2015/11/30
60500	BNP Paribas Arbit Issu B.V. – HSI R Bull CBBC Nov 2016 R	2015/11/27	2015/11/30
60415	UBS AG – HSI R Bull CBBC Oct 2016 Q	2015/11/27	2015/11/30
60470	Credit Suisse AG – HSI R Bear CBBC Feb 2016 T	2015/11/27	2015/11/30
69279	Credit Suisse AG – HSI R Bull CBBC Oct 2016 O	2015/11/27	2015/11/30
69579	J P Morgan SP BV – HSI R Bull CBBC Sep 2016 V	2015/11/27	2015/11/30

List of expired CBBC, 2015 (continued)

Code	CBBC	Last trading date	Delisted date
69275	Macquarie Bank Ltd. – HSI R Bull CBBC May 2016 D	2015/11/27	2015/11/30
60502	BNP Paribas Arbit Issu B.V. – HSI R Bull CBBC Nov 2016 A	2015/11/27	2015/11/30
60497	J P Morgan SP BV – HSI R Bear CBBC Feb 2016 Z	2015/11/27	2015/11/30
69837	Credit Suisse AG – HSI R Bull CBBC Sep 2016 W	2015/11/27	2015/11/30
63287	HK Bank – Sinopec Corp R Bull CBBC Oct 2016 C	2015/11/27	2015/11/30
60489	Credit Suisse AG – HSI R Bull CBBC Dec 2016 I	2015/11/27	2015/11/30
61776	HK Bank – Kingsoft R Bull CBBC Nov 2015 A	2015/11/27	2015/12/01
69802	SGA Societe Generale Acceptance N.V.-HSI R Bull CBBC Oct16 J	2015/11/27	2015/11/30
69661	Credit Suisse AG – HSI R Bull CBBC Nov 2016 M	2015/11/27	2015/11/30
60486	Credit Suisse AG – HSI R Bull CBBC Dec 2016 G	2015/11/27	2015/11/30
60488	Credit Suisse AG – HSI R Bull CBBC Dec 2016 H	2015/11/27	2015/11/30
69660	Credit Suisse AG – HSI R Bull CBBC Nov 2016 L	2015/11/27	2015/11/30
60400	UBS AG – HSI R Bull CBBC Nov 2016 M	2015/11/27	2015/11/30
69460	UBS AG – HSI R Bull CBBC Oct 2016 M	2015/11/27	2015/11/30
68752	BNP Paribas Arbit Issu B.V. -CSOP A50 ETF R Bull CBBC Jun16B	2015/11/27	2015/11/30
60050	UBS AG – HSI R Bull CBBC Dec 2016 H	2015/11/27	2015/11/30
68784	BNP Paribas Arbit Issu B.V. – A50 Ch R Bull CBBC Jun 2016 B	2015/11/27	2015/11/30
60507	J P Morgan SP BV – HSI R Bull CBBC Oct 2016 K	2015/11/27	2015/11/30
69617	BNP Paribas Arbit Issu B.V. – HSI R Bull CBBC Nov 2016 J	2015/11/27	2015/11/30
60319	Credit Suisse AG – HSI R Bull CBBC Nov 2016 P	2015/11/27	2015/11/30
60356	J P Morgan SP BV – HSI R Bull CBBC Jan 2017 H	2015/11/27	2015/11/30
69307	SGA Societe Generale Acceptance N.V.-HSI R Bull CBBC May16 X	2015/11/27	2015/11/30
68793	HK Bank – CAM CSI300 R Bull CBBC Oct 2016 E	2015/11/27	2015/11/30
60504	SGA Societe Generale Acceptance N.V.-HSI R Bull CBBC Oct16 M	2015/11/27	2015/11/30
60503	SGA Societe Generale Acceptance N.V.-HSI R Bull CBBC May16 Z	2015/11/27	2015/11/30
68830	HK Bank – CITIC Sec R Bull CBBC Sep 2016 E	2015/11/27	2015/11/30
66407	BNP Paribas Arbit Issu B.V. -CSOP A50 ETF R Bear CBBC Nov15A	2015/11/27	2015/12/01
60033	Credit Suisse AG – HSI R Bull CBBC Oct 2016 S	2015/11/27	2015/11/30
69615	SGA Societe Generale Acceptance N.V.-HSI R Bull CBBC Jun16 A	2015/11/27	2015/11/30
69683	UBS AG – HSI R Bull CBBC Nov 2016 J	2015/11/27	2015/11/30
69682	UBS AG – HSI R Bull CBBC Dec 2016 F	2015/11/27	2015/11/30
67091	HK Bank – CNOOC R Bull CBBC Nov 2015 B	2015/11/27	2015/12/01
66828	HK Bank – A50 R Bull CBBC May 2016 H	2015/11/30	2015/12/01
68186	J P Morgan SP BV – AIA R Bull CBBC Sep 2016 B	2015/11/30	2015/12/01
60640	Goldman Sachs SP (Asia) – HSI R Bull CBBC Jul 2016 E	2015/11/30	2015/12/01
63701	SGA Societe Generale Acceptance N.V.-HSI R Bull CBBC Jul16 Q	2015/11/30	2015/12/01
60673	Credit Suisse AG – HSI R Bull CBBC Aug 2016 Z	2015/11/30	2015/12/01
69689	UBS AG – HSI R Bull CBBC Dec 2016 G	2015/11/30	2015/12/01
63978	BNP Paribas Arbit Issu B.V. – HSCEI R Bull CBBC Dec 2016 H	2015/11/30	2015/12/01
60732	UBS AG – HSI R Bull CBBC Nov 2016 N	2015/11/30	2015/12/01
60612	HK Bank – CC Bank R Bull CBBC Dec 2016 F	2015/11/30	2015/12/01
60052	UBS AG – HSI R Bull CBBC Nov 2016 K	2015/11/30	2015/12/01
60740	SGA Societe Generale Acceptance N.V.-HSI R Bull CBBC Jun16 B	2015/11/30	2015/12/01
60768	J P Morgan SP BV – HSI R Bull CBBC Nov 2016 I	2015/11/30	2015/12/01
68962	Bank of East Asia – A50 China R Bull CBBC Nov 2016 A	2015/11/30	2015/12/01
60670	Credit Suisse AG – HSI R Bull CBBC Aug 2016 Y	2015/11/30	2015/12/01
62722	J P Morgan SP BV – HSCEI R Bull CBBC Sep 2016 D	2015/11/30	2015/12/01
64454	HK Bank – China Mobile R Bull CBBC Jul 2016 B	2015/11/30	2015/12/01
69465	HK Bank – HKEx R Bull CBBC Oct 2016 M	2015/11/30	2015/12/01
68681	J P Morgan SP BV – CC Bank R Bull CBBC Sep 2016 A	2015/11/30	2015/12/01
66583	HK Bank – China Mobile R Bull CBBC Oct 2016 F	2015/11/30	2015/12/01
68785	BNP Paribas Arbit Issu B.V. – CAM CSI300 R Bull CBBC Sep16 F	2015/11/30	2015/12/01
69080	J P Morgan SP BV – HSI R Bull CBBC Nov 2016 Z	2015/11/30	2015/12/01
69676	Credit Suisse AG – HSI R Bull CBBC Nov 2016 N	2015/11/30	2015/12/01
69641	J P Morgan SP BV – HSI R Bull CBBC Oct 2016 D	2015/11/30	2015/12/01
68325	J P Morgan SP BV – Ping An R Bull CBBC Oct 2016 E	2015/11/30	2015/12/01
60731	UBS AG – HSI R Bull CBBC Dec 2016 J	2015/11/30	2015/12/01
69505	UBS AG – China Mobile R Bull CBBC Oct 2016 C	2015/11/30	2015/12/01
64178	SGA Societe Generale Acceptance N.V.-HSI R Bull CBBC Jun16 X	2015/11/30	2015/12/01
67986	HK Bank – CSOP A50 ETF R Bull CBBC Dec 2016 A	2015/11/30	2015/12/01
67888	UBS AG – HSCEI R Bull CBBC Sep 2016 E	2015/11/30	2015/12/01
64297	Credit Suisse AG – HSI R Bull CBBC Aug 2016 U	2015/11/30	2015/12/01
64545	UBS AG – HSI R Bull CBBC Aug 2016 Z	2015/11/30	2015/12/01
69599	SGA Societe Generale Acceptance N.V.-HSI R Bull CBBC Jul16 U	2015/11/30	2015/12/01
67219	SGA Societe Generale Acceptance NV -HSCEI R Bull CBBC Jun16D	2015/11/30	2015/12/01
65507	HK Bank – HSI R Bull CBBC Oct 2016 P	2015/11/30	2015/12/01
60526	HK Bank – HSI R Bull CBBC Aug 2016 S	2015/11/30	2015/12/01
69840	Credit Suisse AG – HSI R Bull CBBC Sep 2016 X	2015/11/30	2015/12/01
67075	J P Morgan SP BV – A50 China R Bull CBBC Aug 2016 C	2015/11/30	2015/12/01
60572	HK Bank – HSI R Bull CBBC Sep 2016 W	2015/11/30	2015/12/01
60610	HK Bank – HKEx R Bull CBBC Sep 2016 K	2015/11/30	2015/12/01
60620	HK Bank – TCH R Bull CBBC Sep 2016 G	2015/11/30	2015/12/01
69616	BNP Paribas Arbit Issu B.V. – HSI R Bull CBBC Dec 2016 Y	2015/11/30	2015/12/01
68609	Credit Suisse AG – HKEx R Bull CBBC Jul 2016 B	2015/12/01	2015/12/02
60780	UBS AG – HSI R Bull CBBC Nov 2016 O	2015/12/01	2015/12/02
60820	J P Morgan SP BV – HSI R Bull CBBC Dec 2016 J	2015/12/01	2015/12/02
60816	J P Morgan SP BV – HSI R Bull CBBC Dec 2016 L	2015/12/01	2015/12/02
60774	SGA Societe Generale Acceptance N.V.-HSI R Bull CBBC Jul 16R	2015/12/01	2015/12/02
66213	Bank of East Asia – Galaxy Ent R Bear CBBC Dec 2015 A	2015/12/01	2015/12/03
60806	Credit Suisse AG – HSI R Bull CBBC Oct 2016 U	2015/12/01	2015/12/02
60789	UBS AG – HSI R Bull CBBC Oct 2016 R	2015/12/01	2015/12/02
60867	Credit Suisse AG – HSI R Bear CBBC Mar 2016 O	2015/12/02	2015/12/03
60854	SGA Societe Generale Acceptance N.V.-HSI R Bull CBBC Jun16 E	2015/12/02	2015/12/03
60879	J P Morgan SP BV – HSI R Bear CBBC Apr 2016 R	2015/12/02	2015/12/03
60848	BNP Paribas Arbit Issu B.V. – HSI R Bear CBBC May 2016 C	2015/12/02	2015/12/03
60876	J P Morgan SP BV – HSI R Bull CBBC Oct 2016 H	2015/12/02	2015/12/03
60836	BNP Paribas Arbit Issu B.V. – HSI R Bull CBBC Oct 2016 K	2015/12/02	2015/12/03

List of expired CBBC, 2015 (continued)

Code	CBBC	Last trading date	Delisted date
60779	SGA Societe Generale Acceptance N.V.-HSI R Bear CBBC Apr 16J	2015/12/02	2015/12/03
60871	UBS AG – HSCEI R Bull CBBC Nov 2016 C	2015/12/02	2015/12/03
60863	Credit Suisse AG – HSI R Bull CBBC Aug 2016 A	2015/12/02	2015/12/03
60857	SGA Societe Generale Acceptance N.V.-HSI R Bear CBBC May16 F	2015/12/02	2015/12/03
60807	Credit Suisse AG – HSI R Bear CBBC Apr 2016 U	2015/12/02	2015/12/03
61032	UBS AG – HSI R Bull CBBC Dec 2016 K	2015/12/03	2015/12/04
61041	J P Morgan SP BV – HSI R Bull CBBC Dec 2016 M	2015/12/03	2015/12/04
61043	J P Morgan SP BV – HSI R Bull CBBC Nov 2016 R	2015/12/03	2015/12/04
60915	BNP Paribas Arbit Issu B.V. – HSI R Bull CBBC Nov 2016 M	2015/12/03	2015/12/04
60991	Credit Suisse AG – HSI R Bull CBBC Sep 2016 Y	2015/12/03	2015/12/04
61017	Credit Suisse AG – HSI R Bull CBBC Sep 2016 Z	2015/12/03	2015/12/04
68805	HK Bank – TCH R Bull CBBC Jul 2016 O	2015/12/04	2015/12/07
61138	Credit Suisse AG – HSI R Bull CBBC Oct 2016 V	2015/12/04	2015/12/07
65413	UBS AG – Sands China R Bull CBBC Dec 2015 A	2015/12/04	2015/12/08
67948	HK Bank – HKEx R Bull CBBC Dec 2015 D	2015/12/04	2015/12/08
61083	SGA Societe Generale Acceptance N.V.-HSI R Bull CBBC Oct16 N	2015/12/04	2015/12/07
67415	HK Bank – TCH R Bull CBBC Dec 2015 A	2015/12/04	2015/12/08
61061	BNP Paribas Arbit Issu B.V. – HSI R Bull CBBC Nov 2016 O	2015/12/04	2015/12/07
61193	UBS AG – HSI R Bear CBBC Mar 2016 T	2015/12/04	2015/12/07
61174	UBS AG – HSI R Bull CBBC Dec 2016 L	2015/12/04	2015/12/07
61071	SGA Societe Generale Acceptance N.V.-HSI R Bull CBBC Jun16 P	2015/12/04	2015/12/07
61093	J P Morgan SP BV – HSI R Bull CBBC Nov 2016 Q	2015/12/04	2015/12/07
61172	Credit Suisse AG – HSI R Bear CBBC Mar 2016 A	2015/12/04	2015/12/07
66896	HK Bank – Ping An R Bull CBBC Dec 2015 A	2015/12/04	2015/12/08
61178	UBS AG – HSI R Bull CBBC Nov 2016 P	2015/12/04	2015/12/07
61144	Credit Suisse AG – HSI R Bull CBBC Oct 2016 W	2015/12/04	2015/12/07
61127	SGA Societe Generale Acceptance N.V.-HSI R Bear CBBC May16 I	2015/12/04	2015/12/07
61312	BNP Paribas Arbit Issu B.V. – HSI R Bear CBBC May 2016 E	2015/12/04	2015/12/07
61056	BNP Paribas Arbit Issu B.V. – HSI R Bull CBBC Oct 2016 L	2015/12/04	2015/12/07
61129	SGA Societe Generale Acceptance N.V.-HSI R Bear CBBC Jun16 D	2015/12/04	2015/12/07
61232	J P Morgan SP BV – HSI R Bear CBBC Mar 2016 F	2015/12/04	2015/12/07
61462	UBS AG – HSI R Bear CBBC Mar 2016 Y	2015/12/07	2015/12/08
61316	HK Bank – HSI R Bear CBBC Aug 2016 J	2015/12/07	2015/12/08
61466	Credit Suisse AG – HSI R Bear CBBC Mar 2016 Q	2015/12/07	2015/12/08
61212	UBS AG – HSI R Bear CBBC Mar 2016 U	2015/12/07	2015/12/08
61099	BNP Paribas Arbit Issu B.V. – HSI R Bear CBBC May 2016 D	2015/12/07	2015/12/08
61421	BNP Paribas Arbit Issu B.V. – HSI R Bear CBBC Apr 2016 I	2015/12/07	2015/12/08
61468	Credit Suisse AG – HSI R Bear CBBC Mar 2016 V	2015/12/07	2015/12/08
61477	Credit Suisse AG – HSI R Bear CBBC Mar 2016 W	2015/12/07	2015/12/08
61410	SGA Societe Generale Acceptance N.V.-HSI R Bear CBBC Jun16 I	2015/12/07	2015/12/08
61233	J P Morgan SP BV – HSI R Bear CBBC Mar 2016 G	2015/12/07	2015/12/08
61495	J P Morgan SP BV – HSI R Bear CBBC Apr 2016 T	2015/12/07	2015/12/08
61485	BNP Paribas Arbit Issu B.V. – HSI R Bear CBBC Apr 2016 R	2015/12/07	2015/12/08
61487	J P Morgan SP BV – HSI R Bear CBBC Mar 2016 M	2015/12/07	2015/12/08
61149	Credit Suisse AG – HSI R Bear CBBC Mar 2016 S	2015/12/07	2015/12/08
61395	SGA Societe Generale Acceptance N.V.-HSI R Bear CBBC May16 K	2015/12/07	2015/12/08
61358	Macquarie Bank Ltd. – HSI R Bear CBBC May 2016 J	2015/12/07	2015/12/08
61440	UBS AG – HSI R Bear CBBC Mar 2016 W	2015/12/07	2015/12/08
61385	SGA Societe Generale Acceptance N.V.-HSI R Bear CBBC Jun16 E	2015/12/07	2015/12/08
61656	UBS AG – TCH R Bull CBBC Jul 2016 D	2015/12/08	2015/12/09
61098	BNP Paribas Arbit Issu B.V. – HSI R Bull CBBC Nov 2016 Q	2015/12/08	2015/12/09
61704	J P Morgan SP BV – HSI R Bull CBBC Oct 2016 Q	2015/12/08	2015/12/09
61657	UBS AG – HSI R Bull CBBC Dec 2016 Q	2015/12/08	2015/12/09
61609	Credit Suisse AG – HSI R Bull CBBC Oct 2016 A	2015/12/08	2015/12/09
61378	SGA Societe Generale Acceptance N.V.-HSI R Bull CBBC Sep16 J	2015/12/08	2015/12/09
61492	HK Bank – China Life R Bull CBBC Sep 2016 C	2015/12/08	2015/12/09
61549	HK Bank – CNOOC R Bull CBBC Oct 2016 F	2015/12/08	2015/12/09
61490	HK Bank – PetCh R Bull CBBC Dec 2016 E	2015/12/08	2015/12/09
63503	BNP Paribas Arbit Issu B.V. – Petroch R Bull CBBC Mar 2016 B	2015/12/08	2015/12/09
62725	J P Morgan SP BV – HSI R Bull CBBC Jun 2016 J	2015/12/08	2015/12/09
61215	J P Morgan SP BV – HSI R Bull CBBC Dec 2016 N	2015/12/08	2015/12/09
60014	J P Morgan SP BV – HSI R Bull CBBC Dec 2016 F	2015/12/08	2015/12/09
64482	J P Morgan SP BV – HSI R Bull CBBC Aug 2016 A	2015/12/08	2015/12/09
63448	BNP Paribas Arbit Issu B.V. – HSCEI R Bull CBBC Nov 2016 H	2015/12/08	2015/12/09
61626	UBS AG – HSI R Bull CBBC Oct 2016 S	2015/12/08	2015/12/09
62809	Standard Chartered Bank – HSI R Bull CBBC Sep 2016 A	2015/12/08	2015/12/09
61243	J P Morgan SP BV – HSCEI R Bull CBBC Oct 2016 C	2015/12/08	2015/12/09
61464	Credit Suisse AG – HSI R Bull CBBC Oct 2016 Z	2015/12/08	2015/12/09
61622	UBS AG – HSI R Bull CBBC Dec 2016 O	2015/12/08	2015/12/09
61179	UBS AG – HSI R Bull CBBC Dec 2016 M	2015/12/08	2015/12/09
60870	UBS AG – CAM CSI300 R Bull CBBC Oct 2016 C	2015/12/08	2015/12/09
64571	HK Bank – CGN Power R Bull CBBC Nov 2016 A	2015/12/08	2015/12/09
64588	HK Bank – HS H-SH ETF R Bull CBBC Jul 2016 C	2015/12/08	2015/12/09
61463	Credit Suisse AG – HSI R Bull CBBC Oct 2016 Y	2015/12/08	2015/12/09
67239	Bank of East Asia – BOCL R Bull CBBC Oct 2016 A	2015/12/08	2015/12/09
61668	UBS AG – HSI R Bull CBBC Nov 2016 Q	2015/12/08	2015/12/09
61614	UBS AG – HSI R Bear CBBC Mar 2016 Z	2015/12/08	2015/12/09
64551	HK Bank – BOCL R Bull CBBC Nov 2016 B	2015/12/08	2015/12/09
64283	BNP Paribas Arbit Issu B.V. – HS H ETF R Bull CBBC Mar 2016A	2015/12/08	2015/12/09
61096	SGA Societe Generale Acceptance N.V.-HSI R Bull CBBC Jun16 R	2015/12/08	2015/12/09
61578	SGA Societe Generale Acceptance N.V.-HSI R Bull CBBC Jul16 O	2015/12/08	2015/12/09
61636	UBS AG – HSI R Bull CBBC Jul 2016 K	2015/12/08	2015/12/09
62633	SGA Societe Generale Acceptance N.V.-HSI R Bull CBBC Sep16 Y	2015/12/08	2015/12/09
63821	Credit Suisse AG – HSI R Bull CBBC Jul 2016 P	2015/12/08	2015/12/09
66923	HK Bank – Ping An R Bull CBBC Dec 2015 F	2015/12/08	2015/12/10
61555	SGA Societe Generale Acceptance N.V.-HSI R Bull CBBC Jul16 V	2015/12/08	2015/12/09
62867	Credit Suisse AG – HSI R Bull CBBC May 2016 L	2015/12/08	2015/12/09

List of expired CBBC, 2015 (continued)

Code	CBBC	Last trading date	Delisted date
61896	BNP Paribas Arbit Issu B.V. – HSI R Bull CBBC Dec 2016 J	2015/12/08	2015/12/09
68213	HK Bank – Haitong Sec R Bull CBBC Aug 2016 D	2015/12/08	2015/12/09
61600	Credit Suisse AG – HSI R Bull CBBC Oct 2016 N	2015/12/08	2015/12/09
62399	HK Bank – HSI R Bull CBBC Aug 2016 N	2015/12/08	2015/12/09
61900	BNP Paribas Arbit Issu B.V. – HSI R Bull CBBC Nov 2016 I	2015/12/08	2015/12/09
61339	J P Morgan SP BV – HSI R Bull CBBC Nov 2016 O	2015/12/08	2015/12/09
64242	J P Morgan SP BV – HSI R Bull CBBC Oct 2016 P	2015/12/08	2015/12/09
61147	Credit Suisse AG – HSI R Bull CBBC Oct 2016 X	2015/12/08	2015/12/09
64209	Standard Chartered Bank – HSCEI R Bull CBBC Sep 2016 A	2015/12/08	2015/12/09
61603	Credit Suisse AG – HSI R Bull CBBC Oct 2016 K	2015/12/08	2015/12/09
62414	HK Bank – HSCEI R Bull CBBC Aug 2016 I	2015/12/08	2015/12/09
61550	HK Bank – HSI R Bear CBBC Sep 2016 H	2015/12/08	2015/12/09
62964	UBS AG – HSI R Bull CBBC Jun 2016 X	2015/12/08	2015/12/09
61310	BNP Paribas Arbit Issu B.V. – HSI R Bull CBBC Oct 2016 M	2015/12/08	2015/12/09
62244	J P Morgan SP BV – HSI R Bull CBBC Jun 2016 I	2015/12/08	2015/12/09
61607	Credit Suisse AG – HSI R Bull CBBC Oct 2016 D	2015/12/08	2015/12/09
62243	Credit Suisse AG – HSI R Bull CBBC Jun 2016 F	2015/12/08	2015/12/09
68955	Bank of East Asia – Haitong Sec R Bull CBBC Dec 2016 F	2015/12/08	2015/12/09
61557	SGA Societe Generale Acceptance N.V.-HSI R Bull CBBC Jul16 X	2015/12/08	2015/12/09
61573	Standard Chartered Bank – HSI R Bull CBBC Aug 2016 B	2015/12/08	2015/12/09
68948	Macquarie Bank Ltd. – HSI R Bull CBBC May 2016 B	2015/12/08	2015/12/09
61436	UBS AG – HSI R Bull CBBC Dec 2016 N	2015/12/08	2015/12/09
61584	Credit Suisse AG – HSI R Bear CBBC Apr 2016 D	2015/12/08	2015/12/09
60036	Credit Suisse AG – HSI R Bull CBBC Oct 2016 T	2015/12/08	2015/12/09
63924	UBS AG – HSI R Bull CBBC Sep 2016 V	2015/12/08	2015/12/09
61670	J P Morgan SP BV – HSCEI R Bull CBBC Sep 2016 F	2015/12/08	2015/12/09
61569	SGA Societe Generale Acceptance N.V.-HSI R Bull CBBC Aug16 Q	2015/12/08	2015/12/09
61792	UBS AG – HSCEI R Bull CBBC Oct 2016 D	2015/12/09	2015/12/10
61804	J P Morgan SP BV – HSI R Bull CBBC Dec 2016 Q	2015/12/09	2015/12/10
63306	SGA Societe Generale Acceptance N.V.-HSI R Bull CBBC Aug16 R	2015/12/09	2015/12/10
61800	UBS AG – HSI R Bull CBBC Nov 2016 S	2015/12/09	2015/12/10
68157	J P Morgan SP BV – HKEx R Bull CBBC Sep 2016 B	2015/12/09	2015/12/10
61718	HK Bank – HSI R Bull CBBC Sep 2016 X	2015/12/09	2015/12/10
61806	J P Morgan SP BV – HSI R Bull CBBC Nov 2016 S	2015/12/09	2015/12/10
61771	Credit Suisse AG – HSI R Bull CBBC Oct 2016 P	2015/12/09	2015/12/10
61791	BNP Paribas Arbit Issu B.V. – HSI R Bull CBBC Oct 2016 N	2015/12/09	2015/12/10
61743	SGA Societe Generale Acceptance N.V.-HSI R Bull CBBC Sep16 K	2015/12/09	2015/12/10
61802	UBS AG – HSI R Bull CBBC Nov 2016 T	2015/12/09	2015/12/10
61788	Credit Suisse AG – HSI R Bull CBBC Oct 2016 R	2015/12/09	2015/12/10
64751	Credit Suisse AG – ICBC R Bull CBBC Aug 2016 A	2015/12/09	2015/12/10
61757	SGA Societe Generale Acceptance N.V.-HSI R Bull CBBC Sep16 L	2015/12/09	2015/12/10
61775	Credit Suisse AG – HSI R Bull CBBC Oct 2016 Q	2015/12/09	2015/12/10
61801	UBS AG – HSI R Bull CBBC Dec 2016 S	2015/12/09	2015/12/10
61719	HK Bank – HSI R Bull CBBC Aug 2016 T	2015/12/09	2015/12/10
61755	SGA Societe Generale Acceptance N.V.-HSI R Bull CBBC Jul16 P	2015/12/09	2015/12/10
61795	UBS AG – HSI R Bull CBBC Nov 2016 R	2015/12/09	2015/12/10
61764	Macquarie Bank Ltd. – HSI R Bull CBBC Jul 2016 A	2015/12/09	2015/12/10
62991	UBS AG – HSI R Bull CBBC Aug 2016 W	2015/12/10	2015/12/11
63079	UBS AG – HSCEI R Bull CBBC Aug 2016 A	2015/12/10	2015/12/11
69953	J P Morgan SP BV – HSI R Bull CBBC Dec 2016 Z	2015/12/10	2015/12/11
62026	J P Morgan SP BV – HSI R Bull CBBC Jan 2017 K	2015/12/10	2015/12/11
61977	UBS AG – HSI R Bull CBBC Dec 2016 T	2015/12/10	2015/12/11
61967	Credit Suisse AG – HSI R Bull CBBC Nov 2016 R	2015/12/10	2015/12/11
61960	J P Morgan SP BV – HSI R Bull CBBC Nov 2016 T	2015/12/10	2015/12/11
60204	J P Morgan SP BV – HSCEI R Bull CBBC Jul 2016 L	2015/12/10	2015/12/11
61475	HK Bank – Sinopec Corp R Bull CBBC Oct 2016 B	2015/12/10	2015/12/11
61897	HK Bank – HKEx R Bull CBBC Sep 2016 L	2015/12/10	2015/12/11
61859	HK Bank – HSCEI R Bull CBBC Sep 2016 I	2015/12/10	2015/12/11
61983	Credit Suisse AG – HSCEI R Bull CBBC May 2016 E	2015/12/10	2015/12/11
61840	HK Bank – HSI R Bull CBBC Jul 2016 A	2015/12/10	2015/12/11
63677	Macquarie Bank Ltd. – HSI R Bull CBBC Mar 2016 M	2015/12/10	2015/12/11
61568	SGA Societe Generale Acceptance N.V.-HSI R Bull CBBC Sep16 W	2015/12/10	2015/12/11
61577	Standard Chartered Bank – HSI R Bull CBBC Aug 2016 C	2015/12/10	2015/12/11
64012	J P Morgan SP BV – HSI R Bull CBBC Oct 2016 O	2015/12/10	2015/12/11
66114	Bank of East Asia – CC Bank R Bull CBBC Nov 2016 A	2015/12/10	2015/12/11
61797	UBS AG – HSI R Bull CBBC Dec 2016 R	2015/12/10	2015/12/11
65206	Standard Chartered Bank – HSBC R Bear CBBC Dec 2015 A	2015/12/10	2015/12/14
68371	UBS AG – Ping An R Bull CBBC Nov 2016 D	2015/12/10	2015/12/11
68196	J P Morgan SP BV – Tracker Fund R Bull CBBC Dec 2016 A	2015/12/10	2015/12/11
62221	Credit Suisse AG – HSI R Bull CBBC Jun 2016 E	2015/12/10	2015/12/11
61815	HK Bank – A50 R Bull CBBC Sep 2016 D	2015/12/10	2015/12/11
67745	J P Morgan SP BV – HSI R Bull CBBC Dec 2016 O	2015/12/10	2015/12/11
64316	Credit Suisse AG – HSI R Bull CBBC Aug 2016 V	2015/12/10	2015/12/11
61646	UBS AG – HSI R Bull CBBC Jun 2016 U	2015/12/10	2015/12/11
61865	BNP Paribas Arbit Issu B.V. – HSI R Bull CBBC Nov 2016 G	2015/12/10	2015/12/11
61535	HK Bank – HKEx R Bull CBBC Oct 2016 N	2015/12/11	2015/12/14
62449	J P Morgan SP BV – HSI R Bull CBBC Dec 2016 S	2015/12/11	2015/12/14
62198	SGA Societe Generale Acceptance N.V.-HSI R Bull CBBC Jul16 S	2015/12/11	2015/12/14
62154	BNP Paribas Arbit Issu B.V. – HSI R Bull CBBC Nov 2016 P	2015/12/11	2015/12/14
60030	J P Morgan SP BV – HSI R Bull CBBC Dec 2016 K	2015/12/11	2015/12/14
61798	UBS AG – HSI R Bull CBBC Oct 2016 T	2015/12/11	2015/12/14
62086	BNP Paribas Arbit Issu B.V. – HSI R Bull CBBC Oct 2016 O	2015/12/11	2015/12/14
62057	BNP Paribas Arbit Issu B.V. – HSI R Bull CBBC Sep 2016 A	2015/12/11	2015/12/14
69787	Goldman Sachs SP (Asia) – HSI R Bull CBBC Jul 2016 C	2015/12/11	2015/12/14
62305	J P Morgan SP BV – HSI R Bull CBBC Dec 2016 R	2015/12/11	2015/12/14
62356	UBS AG – HSI R Bull CBBC Nov 2016 U	2015/12/11	2015/12/14
61637	UBS AG – HSI R Bull CBBC Dec 2016 P	2015/12/11	2015/12/14

List of expired CBBC, 2015 (continued)

Code	CBBC	Last trading date	Delisted date
62242	Credit Suisse AG – HSI R Bull CBBC Nov 2016 S	2015/12/11	2015/12/14
62306	UBS AG – HSI R Bull CBBC Dec 2016 U	2015/12/11	2015/12/14
60869	UBS AG – TCH R Bull CBBC Jul 2016 C	2015/12/11	2015/12/14
61236	J P Morgan SP BV – HSI R Bull CBBC Oct 2016 J	2015/12/11	2015/12/14
62270	Credit Suisse AG – HSI R Bull CBBC Nov 2016 T	2015/12/11	2015/12/14
61604	Standard Chartered Bank – HSI R Bull CBBC Aug 2016 M	2015/12/11	2015/12/14
66951	BNP Paribas Arbit Issu B.V. – Ping An R Bull CBBC Dec 2016 D	2015/12/11	2015/12/14
64830	HK Bank – ABC R Bull CBBC Oct 2016 D	2015/12/11	2015/12/14
62245	J P Morgan SP BV – HSI R Bull CBBC Jul 2016 V	2015/12/11	2015/12/14
61306	UBS AG – HSI R Bull CBBC Jul 2016 J	2015/12/11	2015/12/14
62184	Credit Suisse AG – HSI R Bull CBBC Jun 2016 D	2015/12/11	2015/12/14
66302	SGA Societe Generale Acceptance N.V.-HSI R Bull CBBC May16 H	2015/12/11	2015/12/14
61943	BNP Paribas Arbit Issu B.V. – HSCEI R Bull CBBC Dec 2016 G	2015/12/11	2015/12/14
61852	BNP Paribas Arbit Issu B.V. – HSI R Bull CBBC Dec 2016 S	2015/12/11	2015/12/14
61650	UBS AG – HSI R Bull CBBC Sep 2016 R	2015/12/11	2015/12/14
68266	HK Bank – TCH R Bull CBBC Dec 2015 B	2015/12/11	2015/12/15
65448	HK Bank – HKEx R Bull CBBC Sep 2016 I	2015/12/11	2015/12/14
63818	Credit Suisse AG – HSI R Bull CBBC Jul 2016 O	2015/12/11	2015/12/14
66899	HK Bank – Ping An R Bull CBBC Dec 2015 B	2015/12/11	2015/12/15
61559	SGA Societe Generale Acceptance N.V.-HSI R Bull CBBC Aug16 P	2015/12/11	2015/12/14
61420	BNP Paribas Arbit Issu B.V. – HSI R Bull CBBC Nov 2016 L	2015/12/11	2015/12/14
64247	J P Morgan SP BV – HSI R Bull CBBC Nov 2016 M	2015/12/11	2015/12/14
61414	Credit Suisse AG – HSI R Bull CBBC Apr 2016 S	2015/12/11	2015/12/14
63047	UBS AG – HSI R Bull CBBC Jul 2016 H	2015/12/11	2015/12/14
64720	Standard Chartered Bank – HSI R Bear CBBC Mar 2016 F	2015/12/11	2015/12/14
61222	HK Bank – HSCEI R Bull CBBC Sep 2016 G	2015/12/11	2015/12/14
61337	J P Morgan SP BV – HSI R Bull CBBC Apr 2016 N	2015/12/11	2015/12/14
61649	UBS AG – HSI R Bull CBBC Jun 2016 V	2015/12/11	2015/12/14
63290	HK Bank – CNOOC R Bull CBBC Nov 2016 D	2015/12/11	2015/12/14
62874	Credit Suisse AG – HSI R Bull CBBC May 2016 O	2015/12/11	2015/12/14
69081	J P Morgan SP BV – HSI R Bull CBBC Nov 2016 B	2015/12/11	2015/12/14
62871	Credit Suisse AG – HSI R Bull CBBC May 2016 N	2015/12/11	2015/12/14
68957	Bank of East Asia – HKEx R Bull CBBC Nov 2016 A	2015/12/11	2015/12/14
62810	Standard Chartered Bank – HSI R Bull CBBC Sep 2016 B	2015/12/11	2015/12/14
63285	Standard Chartered Bank – HSI R Bull CBBC Sep 2016 C	2015/12/11	2015/12/14
63929	UBS AG – HSI R Bull CBBC Aug 2016 V	2015/12/11	2015/12/14
65504	HK Bank – Sands China R Bull CBBC Dec 2015 D	2015/12/11	2015/12/15
63688	Macquarie Bank Ltd. – HSI R Bull CBBC Mar 2016 N	2015/12/11	2015/12/14
63292	SGA Societe Generale Acceptance N.V.-HSI R Bull CBBC Sep16 Z	2015/12/11	2015/12/14
63674	HK Bank – HKEx R Bull CBBC Dec 2015 A	2015/12/11	2015/12/15
64453	HK Bank – China Life R Bull CBBC Aug 2016 C	2015/12/11	2015/12/14
62394	HK Bank – HSI R Bull CBBC Sep 2016 Q	2015/12/11	2015/12/14
60606	HK Bank – TCH R Bull CBBC Dec 2015 E	2015/12/11	2015/12/15
68947	Macquarie Bank Ltd. – HSI R Bull CBBC May 2016 A	2015/12/11	2015/12/14
67223	SGA Societe Generale Acceptance NV -HSCEI R Bull CBBC Jun16E	2015/12/11	2015/12/14
62754	J P Morgan SP BV – HSI R Bull CBBC Jul 2016 C	2015/12/11	2015/12/14
69598	SGA Societe Generale Acceptance N.V.-HSI R Bull CBBC Jun16 D	2015/12/11	2015/12/14
62408	HK Bank – HSI R Bull CBBC Jul 2016 W	2015/12/11	2015/12/14
62627	SGA Societe Generale Acceptance N.V.-HSI R Bull CBBC Sep16 X	2015/12/11	2015/12/14
67240	Bank of East Asia – CGN Power R Bull CBBC Oct 2016 A	2015/12/11	2015/12/14
61317	UBS AG – HSI R Bull CBBC Aug 2016 U	2015/12/14	2015/12/15
61335	UBS AG – HSCEI R Bull CBBC Sep 2016 C	2015/12/14	2015/12/15
62351	HK Bank – HS H-SH ETF R Bull CBBC Jul 2016 B	2015/12/14	2015/12/15
60624	Goldman Sachs SP (Asia) – HSI R Bull CBBC Jul 2016 D	2015/12/14	2015/12/15
61342	J P Morgan SP BV – HSI R Bull CBBC Jul 2016 U	2015/12/14	2015/12/15
62271	J P Morgan SP BV – HSI R Bull CBBC Aug 2016 X	2015/12/14	2015/12/15
61412	Credit Suisse AG – HSI R Bull CBBC Apr 2016 M	2015/12/14	2015/12/15
62765	J P Morgan SP BV – HSI R Bull CBBC Sep 2016 M	2015/12/14	2015/12/15
62183	Credit Suisse AG – HSI R Bull CBBC Jun 2016 C	2015/12/14	2015/12/15
61513	HK Bank – HSI R Bull CBBC Oct 2016 L	2015/12/14	2015/12/15
61532	Macquarie Bank Ltd. – HSI R Bull CBBC Mar 2016 K	2015/12/14	2015/12/15
61547	SGA Societe Generale Acceptance N.V.-HSI R Bull CBBC Sep16 V	2015/12/14	2015/12/15
61401	Credit Suisse AG – HSI R Bull CBBC Apr 2016 E	2015/12/14	2015/12/15
61080	HK Bank – PetCh R Bull CBBC Nov 2016 B	2015/12/14	2015/12/15
60262	J P Morgan SP BV – HSI R Bull CBBC Apr 2016 H	2015/12/14	2015/12/15
60177	Credit Suisse AG – HSI R Bull CBBC Jun 2016 V	2015/12/14	2015/12/15
60097	UBS AG – HSI R Bull CBBC Jun 2016 K	2015/12/14	2015/12/15
60005	BNP Paribas Arbit Issu B.V. – HSI R Bull CBBC Nov 2016 Z	2015/12/14	2015/12/15
68735	Credit Suisse AG – China Life R Bull CBBC Apr 2016 B	2015/12/14	2015/12/15
68180	BNP Paribas Arbit Issu B.V. – HS H ETF R Bull CBBC Jan 2016 I	2015/12/14	2015/12/15
61506	J P Morgan SP BV – HSI R Bull CBBC Oct 2016 T	2015/12/14	2015/12/15
61118	SGA Societe Generale Acceptance N.V.-HSI R Bull CBBC Aug16 N	2015/12/14	2015/12/15
61200	HK Bank – HSI R Bull CBBC Sep 2016 P	2015/12/14	2015/12/15
61237	J P Morgan SP BV – HSI R Bull CBBC Dec 2016 P	2015/12/14	2015/12/15
61829	HK Bank – CSOP A50 ETF R Bull CBBC Sep 2016 A	2015/12/14	2015/12/15
67555	HK Bank – Sinopec Corp R Bull CBBC Dec 2016 A	2015/12/14	2015/12/15
61882	HK Bank – AIA R Bull CBBC Sep 2016 G	2015/12/14	2015/12/15
66722	HK Bank – CUni R Bull CBBC Oct 2016 A	2015/12/14	2015/12/15
62481	HK Bank – CSOP A50 ETF R Bull CBBC Oct 2016 A	2015/12/14	2015/12/15
62642	Credit Suisse AG – HSI R Bull CBBC Sep 2016 J	2015/12/14	2015/12/15
62664	SGA Societe Generale Acceptance N.V.-HSI R Bull CBBC Oct16 O	2015/12/14	2015/12/15
62674	J P Morgan SP BV – HSI R Bull CBBC Sep 2016 Y	2015/12/14	2015/12/15
63875	Bank of East Asia – China Comm Constr R Bull CBBC Dec 2016 A	2015/12/14	2015/12/15
60582	Credit Suisse AG – HSI R Bull CBBC Jul 2016 F	2015/12/14	2015/12/15
61290	BNP Paribas Arbit Issu B.V. – HSI R Bull CBBC Dec 2016 K	2015/12/14	2015/12/15
61272	BNP Paribas Arbit Issu B.V. – HSI R Bull CBBC Nov 2016 T	2015/12/14	2015/12/15
61266	BNP Paribas Arbit Issu B.V. – HSI R Bull CBBC Dec 2016 U	2015/12/14	2015/12/15

List of expired CBBC, 2015 (continued)

Code	CBBC	Last trading date	Delisted date
61141	SGA Societe Generale Acceptance N.V.-HSI R Bull CBBC Aug16 O	2015/12/14	2015/12/15
60910	UBS AG – HSI R Bull CBBC Sep 2016 P	2015/12/14	2015/12/15
60417	UBS AG – HSI R Bull CBBC Jul 2016 Q	2015/12/14	2015/12/15
60672	J P Morgan SP BV – HSI R Bull CBBC Jun 2016 G	2015/12/14	2015/12/15
60671	J P Morgan SP BV – HSCEI R Bull CBBC Jul 2016 M	2015/12/14	2015/12/15
69889	SGA Societe Generale Acceptance N.V.-HSI R Bull CBBC Jul16 Y	2015/12/14	2015/12/15
60650	SGA Societe Generale Acceptance N.V.-HSI R Bull CBBC Jun16 W	2015/12/14	2015/12/15
60288	SGA Societe Generale Acceptance N.V.-HSI R Bull CBBC Aug16 T	2015/12/14	2015/12/15
60576	UBS AG – HSI R Bull CBBC Jul 2016 Z	2015/12/14	2015/12/15
60439	Credit Suisse AG – HSI R Bull CBBC May 2016 D	2015/12/14	2015/12/15
60416	UBS AG – HSI R Bull CBBC Jun 2016 O	2015/12/14	2015/12/15
60333	Credit Suisse AG – HSI R Bull CBBC May 2016 B	2015/12/14	2015/12/15
60323	J P Morgan SP BV – HSI R Bull CBBC Apr 2016 R	2015/12/14	2015/12/15
60321	Standard Chartered Bank – HSI R Bull CBBC Aug 2016 Q	2015/12/14	2015/12/15
60297	SGA Societe Generale Acceptance N.V.-HSI R Bull CBBC Aug16 U	2015/12/14	2015/12/15
61296	BNP Paribas Arbit Issu B.V. – HSCEI R Bull CBBC Nov 2016 G	2015/12/14	2015/12/15
60653	Standard Chartered Bank – HSI R Bull CBBC Aug 2016 S	2015/12/14	2015/12/15
66636	Credit Suisse AG – TCH R Bull CBBC Jun 2016 B	2015/12/14	2015/12/15
64594	HK Bank – HSI R Bull CBBC Nov 2016 L	2015/12/14	2015/12/15
64706	HK Bank – Gome R Bull CBBC Dec 2016 B	2015/12/14	2015/12/15
64713	HK Bank – A50 R Bull CBBC Sep 2016 C	2015/12/14	2015/12/15
64284	BNP Paribas Arbit Issu B.V. – HKEx R Bull CBBC Sep 2016 B	2015/12/14	2015/12/15
60167	Macquarie Bank Ltd. – HSI R Bull CBBC May 2016 F	2015/12/14	2015/12/15
65373	UBS AG – HKEx R Bull CBBC Sep 2016 C	2015/12/14	2015/12/15
65813	Credit Suisse AG – A50 China R Bull CBBC Jun 2016 B	2015/12/14	2015/12/15
66226	HK Bank – TCH R Bull CBBC Jun 2016 J	2015/12/14	2015/12/15
66297	SGA Societe Generale Acceptance N.V.-HSI R Bull CBBC Jun16 K	2015/12/14	2015/12/15
64705	HK Bank – HKEx R Bull CBBC Oct 2016 L	2015/12/14	2015/12/15
64026	J P Morgan SP BV – HSI R Bull CBBC Nov 2016 L	2015/12/14	2015/12/15
69126	HK Bank – Galaxy Ent R Bull CBBC Oct 2016 D	2015/12/14	2015/12/15
69092	J P Morgan SP BV – HSI R Bull CBBC Dec 2016 W	2015/12/14	2015/12/15
67201	HK Bank – TCH R Bull CBBC Aug 2016 L	2015/12/14	2015/12/15
68078	BNP Paribas Arbit Issu B.V. – A50 Ch R Bull CBBC Jun 2016 A	2015/12/14	2015/12/15
63074	UBS AG – HSI R Bull CBBC Jul 2016 B	2015/12/14	2015/12/15
69074	J P Morgan SP BV – China Life R Bull CBBC Oct 2016 A	2015/12/14	2015/12/15
67633	Bank of East Asia – Sands China R Bull CBBC Nov 2016 A	2015/12/14	2015/12/15
67698	J P Morgan SP BV – Sands China R Bull CBBC Oct 2016 A	2015/12/14	2015/12/15
67549	HK Bank – SHK Ppt R Bull CBBC Dec 2016 C	2015/12/14	2015/12/15
60347	Credit Suisse AG – HSI R Bull CBBC May 2016 C	2015/12/14	2015/12/15
63068	UBS AG – HSI R Bull CBBC Jun 2016 W	2015/12/14	2015/12/15
68210	HK Bank – CITIC Sec R Bull CBBC Sep 2016 D	2015/12/14	2015/12/15
68370	UBS AG – TCH R Bull CBBC Jul 2016 B	2015/12/14	2015/12/15
68950	Macquarie Bank Ltd. – HSI R Bull CBBC May 2016 C	2015/12/14	2015/12/15
68952	Bank of East Asia – CITIC Sec R Bull CBBC Dec 2016 B	2015/12/14	2015/12/15
63291	HK Bank – CM Bank R Bull CBBC Oct 2016 C	2015/12/14	2015/12/15
62700	BNP Paribas Arbit Issu B.V. – HSI R Bull CBBC Nov 2016 A	2015/12/15	2015/12/16
62760	J P Morgan SP BV – HSI R Bull CBBC Dec 2016 T	2015/12/15	2015/12/16
62758	J P Morgan SP BV – HSI R Bull CBBC Nov 2016 U	2015/12/15	2015/12/16
62756	J P Morgan SP BV – HSI R Bull CBBC Oct 2016 S	2015/12/15	2015/12/16
62723	Credit Suisse AG – HSI R Bull CBBC Sep 2016 B	2015/12/15	2015/12/16
62719	Credit Suisse AG – HSI R Bull CBBC Sep 2016 L	2015/12/15	2015/12/16
62689	SGA Societe Generale Acceptance N.V.-HSI R Bull CBBC Jun16 S	2015/12/15	2015/12/16
62702	BNP Paribas Arbit Issu B.V. – HSI R Bull CBBC Oct 2016 Q	2015/12/15	2015/12/16
62698	BNP Paribas Arbit Issu B.V. – HSI R Bull CBBC Oct 2016 P	2015/12/15	2015/12/16
62680	SGA Societe Generale Acceptance N.V.-HSI R Bull CBBC Oct16 P	2015/12/15	2015/12/16
62713	Credit Suisse AG – HSI R Bull CBBC Sep 2016 K	2015/12/15	2015/12/16
62889	UBS AG – HSI R Bull CBBC Nov 2016 V	2015/12/15	2015/12/16
62897	UBS AG – HSI R Bull CBBC Nov 2016 W	2015/12/15	2015/12/16
66900	HK Bank – Ping An R Bull CBBC Dec 2015 C	2015/12/15	2015/12/17
62895	UBS AG – HSI R Bull CBBC Dec 2016 V	2015/12/15	2015/12/16
62848	Goldman Sachs SP (Asia) – HSI R Bull CBBC Sep 2016 A	2015/12/15	2015/12/16
62820	J P Morgan SP BV – HSI R Bull CBBC Jan 2017 L	2015/12/15	2015/12/16
62931	HK Bank – Ping An R Bull CBBC Oct 2016 I	2015/12/16	2015/12/17
63053	Credit Suisse AG – HSI R Bull CBBC Oct 2016 O	2015/12/16	2015/12/17
62968	HK Bank – HSI R Bull CBBC Aug 2016 U	2015/12/16	2015/12/17
63863	Standard Chartered Bank – Sands China R Bear CBBC Dec 2015 A	2015/12/16	2015/12/18
63082	J P Morgan SP BV – HSI R Bull CBBC Nov 2016 W	2015/12/16	2015/12/17
63042	SGA Societe Generale Acceptance N.V.-HSI R Bull CBBC Jun16 H	2015/12/16	2015/12/17
63055	UBS AG – HSI R Bull CBBC Dec 2016 W	2015/12/16	2015/12/17
63153	BNP Paribas Arbit Issu B.V. – HSI R Bear CBBC Apr 2016 W	2015/12/17	2015/12/18
62763	BNP Paribas Arbit Issu B.V. – HSI R Bear CBBC Apr 2016 T	2015/12/17	2015/12/18
63126	SGA Societe Generale Acceptance N.V.-HSI R Bear CBBC Jun16 O	2015/12/17	2015/12/18
62899	UBS AG – HSI R Bear CBBC Mar 2016 F	2015/12/17	2015/12/18
62901	UBS AG – HSI R Bear CBBC Mar 2016 H	2015/12/17	2015/12/18
63073	Credit Suisse AG – HSI R Bear CBBC Apr 2016 H	2015/12/17	2015/12/18
63049	SGA Societe Generale Acceptance N.V.-HSI R Bear CBBC May16 A	2015/12/17	2015/12/18
63184	UBS AG – HSI R Bear CBBC Mar 2016 M	2015/12/17	2015/12/18
63083	J P Morgan SP BV – HSI R Bear CBBC Mar 2016 V	2015/12/17	2015/12/18
63088	J P Morgan SP BV – HSI R Bear CBBC Apr 2016 C	2015/12/17	2015/12/18
62761	BNP Paribas Arbit Issu B.V. – HSI R Bear CBBC May 2016 H	2015/12/17	2015/12/18
63173	J P Morgan SP BV – HSI R Bear CBBC Mar 2016 W	2015/12/17	2015/12/18
63148	Credit Suisse AG – HSI R Bear CBBC Mar 2016 S	2015/12/17	2015/12/18
63147	Credit Suisse AG – HSI R Bear CBBC Mar 2016 Q	2015/12/17	2015/12/18
62806	J P Morgan SP BV – HSI R Bear CBBC Mar 2016 U	2015/12/17	2015/12/18
62733	SGA Societe Generale Acceptance N.V.-HSI R Bear CBBC Apr16 M	2015/12/17	2015/12/18
63136	Macquarie Bank Ltd. – HSI R Bear CBBC Jul 2016 A	2015/12/17	2015/12/18
63164	J P Morgan SP BV – HSCEI R Bear CBBC Apr 2016 Z	2015/12/17	2015/12/18

List of expired CBBC, 2015 (continued)

Code	CBBC	Last trading date	Delisted date
62727	SGA Societe Generale Acceptance N.V.-HSI R Bear CBBC Apr16 F	2015/12/17	2015/12/18
63171	J P Morgan SP BV – HSI R Bear CBBC Mar 2016 Y	2015/12/17	2015/12/18
62791	J P Morgan SP BV – HSI R Bear CBBC Mar 2016 N	2015/12/17	2015/12/18
63062	UBS AG – HSI R Bear CBBC Mar 2016 I	2015/12/17	2015/12/18
63072	Credit Suisse AG – HSI R Bear CBBC Apr 2016 F	2015/12/17	2015/12/18
62831	Credit Suisse AG – HSI R Bear CBBC Mar 2016 A	2015/12/17	2015/12/18
63181	UBS AG – HSI R Bull CBBC Feb 2017 A	2015/12/17	2015/12/18
63155	J P Morgan SP BV – HSI R Bull CBBC Dec 2016 I	2015/12/17	2015/12/18
66903	HK Bank – Ping An R Bull CBBC Dec 2015 D	2015/12/17	2015/12/21
63294	Credit Suisse AG – HSI R Bear CBBC Mar 2016 V	2015/12/18	2015/12/21
60608	HK Bank – China Mobile R Bear CBBC Dec 2015 A	2015/12/18	2015/12/22
63297	UBS AG – HSI R Bull CBBC Nov 2016 X	2015/12/18	2015/12/21
63305	UBS AG – HSI R Bear CBBC Apr 2016 A	2015/12/18	2015/12/21
63316	BNP Paribas Arbit Issu B.V. – HSI R Bear CBBC May 2016 K	2015/12/18	2015/12/21
63301	UBS AG – HSI R Bear CBBC Mar 2016 N	2015/12/18	2015/12/21
63265	Credit Suisse AG – HSI R Bear CBBC May 2016 T	2015/12/18	2015/12/21
63251	Credit Suisse AG – HSI R Bull CBBC Sep 2016 M	2015/12/18	2015/12/21
61430	HK Bank – Galaxy Ent R Bear CBBC Dec 2015 B	2015/12/18	2015/12/22
60499	HK Bank – HKEx R Bear CBBC Dec 2015 C	2015/12/18	2015/12/22
63250	Macquarie Bank Ltd. – HSI R Bear CBBC Jul 2016 B	2015/12/18	2015/12/21
63125	SGA Societe Generale Acceptance N.V.-HSI R Bull CBBC Oct16 S	2015/12/18	2015/12/21
63248	BNP Paribas Arbit Issu B.V. – HSCEI R Bear CBBC Apr 2016 K	2015/12/18	2015/12/21
63135	BNP Paribas Arbit Issu B.V. – HSI R Bull CBBC Sep 2016 B	2015/12/18	2015/12/21
63246	BNP Paribas Arbit Issu B.V. – HSI R Bear CBBC May 2016 J	2015/12/18	2015/12/21
63237	BNP Paribas Arbit Issu B.V. – HSI R Bear CBBC Apr 2016 X	2015/12/18	2015/12/21
63324	J P Morgan SP BV – HSI R Bear CBBC Mar 2016 X	2015/12/18	2015/12/21
63217	SGA Societe Generale Acceptance N.V.-HSI R Bear CBBC Jun16 P	2015/12/18	2015/12/21
63216	SGA Societe Generale Acceptance N.V.-HSI R Bull CBBC Oct16 T	2015/12/18	2015/12/21
63145	Credit Suisse AG – HSI R Bull CBBC Oct 2016 S	2015/12/18	2015/12/21
63224	SGA Societe Generale Acceptance N.V.-HSI R Bear CBBC May16 X	2015/12/18	2015/12/21
68395	HK Bank – TCH R Bull CBBC Dec 2015 C	2015/12/18	2015/12/22
63332	J P Morgan SP BV – HSI R Bear CBBC Apr 2016 J	2015/12/18	2015/12/21
62454	HK Bank – Galaxy Ent R Bear CBBC Dec 2015 A	2015/12/18	2015/12/22
61772	HK Bank – Kingsoft R Bull CBBC Dec 2015 A	2015/12/18	2015/12/22
67245	HK Bank – CKH R Bull CBBC Dec 2015 A	2015/12/18	2015/12/22
68017	HK Bank – CITIC R Bull CBBC Dec 2015 A	2015/12/18	2015/12/22
68552	HK Bank – TCH R Bull CBBC Dec 2015 D	2015/12/18	2015/12/22
68407	HK Bank – Ping An R Bull CBBC Dec 2015 G	2015/12/18	2015/12/22
63335	J P Morgan SP BV – HSI R Bear CBBC Mar 2016 I	2015/12/18	2015/12/21
66906	HK Bank – Ping An R Bull CBBC Dec 2015 E	2015/12/18	2015/12/22
63293	Credit Suisse AG – HSI R Bear CBBC May 2016 U	2015/12/18	2015/12/21
68261	HK Bank – Sands China R Bull CBBC Dec 2015 A	2015/12/18	2015/12/22
63538	Credit Suisse AG – HSI R Bear CBBC Apr 2016 M	2015/12/21	2015/12/22
63530	SGA Societe Generale Acceptance N.V.-HSI R Bear CBBC Apr16 T	2015/12/21	2015/12/22
63558	Credit Suisse AG – HSI R Bear CBBC Apr 2016 S	2015/12/21	2015/12/22
63597	Goldman Sachs SP (Asia) – HSI R Bear CBBC Apr 2016 G	2015/12/21	2015/12/22
62201	Bank of East Asia – Anhui Conch R Bull CBBC Dec 2015 A	2015/12/21	2015/12/23
63537	Credit Suisse AG – HSCEI R Bear CBBC Mar 2016 C	2015/12/21	2015/12/22
63207	BNP Paribas Arbit Issu B.V. – HSCEI R Bear CBBC May 2016 C	2015/12/21	2015/12/22
63557	Credit Suisse AG – HSI R Bear CBBC Apr 2016 P	2015/12/21	2015/12/22
63567	UBS AG – HSI R Bear CBBC Mar 2016 T	2015/12/21	2015/12/22
63569	UBS AG – HSI R Bear CBBC Apr 2016 B	2015/12/21	2015/12/22
63572	UBS AG – HSI R Bear CBBC Mar 2016 U	2015/12/21	2015/12/22
63585	J P Morgan SP BV – HSI R Bear CBBC Mar 2016 F	2015/12/21	2015/12/22
63586	J P Morgan SP BV – HSI R Bear CBBC Mar 2016 G	2015/12/21	2015/12/22
63556	Credit Suisse AG – HSI R Bear CBBC Apr 2016 N	2015/12/21	2015/12/22
63477	BNP Paribas Arbit Issu B.V. – HSI R Bear CBBC May 2016 L	2015/12/21	2015/12/22
61402	Credit Suisse AG – HKEx R Bear CBBC Dec 2015 A	2015/12/21	2015/12/23
63378	HK Bank – HSI R Bear CBBC Sep 2016 I	2015/12/21	2015/12/22
67452	Bank of East Asia – CKH R Bull CBBC Dec 2015 A	2015/12/21	2015/12/23
63381	HK Bank – HSCEI R Bear CBBC Sep 2016 C	2015/12/21	2015/12/22
63386	HK Bank – HSI R Bear CBBC Aug 2016 L	2015/12/21	2015/12/22
62200	Bank of East Asia – Kingsoft R Bull CBBC Dec 2015 A	2015/12/21	2015/12/23
63118	J P Morgan SP BV – HSCEI R Bear CBBC Apr 2016 Y	2015/12/21	2015/12/22
63592	J P Morgan SP BV – HSI R Bear CBBC Apr 2016 L	2015/12/21	2015/12/22
63527	SGA Societe Generale Acceptance N.V.-HSI R Bear CBBC Apr16 P	2015/12/21	2015/12/22
63529	SGA Societe Generale Acceptance N.V.-HSI R Bear CBBC Apr16 Q	2015/12/21	2015/12/22
63508	Macquarie Bank Ltd. – HSI R Bear CBBC Jul 2016 C	2015/12/21	2015/12/22
63479	BNP Paribas Arbit Issu B.V. – HSI R Bear CBBC Apr 2016 N	2015/12/21	2015/12/22
63675	Credit Suisse AG – HSI R Bear CBBC May 2016 V	2015/12/22	2015/12/23
63676	Credit Suisse AG – HSI R Bear CBBC May 2016 W	2015/12/22	2015/12/23
63667	SGA Societe Generale Acceptance N.V.-HSI R Bear CBBC Jun16 Q	2015/12/22	2015/12/23
63739	UBS AG – HSI R Bear CBBC Apr 2016 D	2015/12/22	2015/12/23
64800	Bank of East Asia – CSOP A50 ETF R Bull CBBC Dec 2015 A	2015/12/22	2015/12/24
63746	J P Morgan SP BV – HSI R Bear CBBC May 2016 A	2015/12/22	2015/12/23
63738	UBS AG – HSI R Bear CBBC Apr 2016 C	2015/12/22	2015/12/23
63133	SGA Societe Generale Acceptance N.V.-HSI R Bear CBBC May16 T	2015/12/23	2015/12/24
62993	HK Bank – HSI R Bear CBBC May 2016 Z	2015/12/23	2015/12/24
62825	Credit Suisse AG – HSI R Bear CBBC Mar 2016 O	2015/12/23	2015/12/24
63069	UBS AG – HSI R Bear CBBC Mar 2016 L	2015/12/23	2015/12/24
62766	BNP Paribas Arbit Issu B.V. – HSI R Bear CBBC May 2016 I	2015/12/23	2015/12/24
63810	J P Morgan SP BV – HSI R Bear CBBC Mar 2016 M	2015/12/23	2015/12/24
63362	HK Bank – HSCEI R Bear CBBC Oct 2016 C	2015/12/23	2015/12/24
63884	Credit Suisse AG – HSI R Bear CBBC May 2016 X	2015/12/23	2015/12/24
63868	Credit Suisse AG – HSI R Bear CBBC Apr 2016 W	2015/12/23	2015/12/24
61585	Credit Suisse AG – HSI R Bear CBBC Apr 2016 Y	2015/12/23	2015/12/24
63338	J P Morgan SP BV – HSI R Bear CBBC Apr 2016 K	2015/12/23	2015/12/24

List of expired CBBC, 2015 (continued)

Code	CBBC	Last trading date	Delisted date
63864	Credit Suisse AG – HSI R Bear CBBC Jun 2016 D	2015/12/23	2015/12/24
63186	UBS AG – HSI R Bear CBBC Mar 2016 J	2015/12/23	2015/12/24
63791	J P Morgan SP BV – HSI R Bear CBBC May 2016 B	2015/12/23	2015/12/24
63782	SGA Societe Generale Acceptance N.V.-HSI R Bear CBBC May16 Y	2015/12/23	2015/12/24
63750	SGA Societe Generale Acceptance N.V.-HSI R Bear CBBC Apr16 V	2015/12/23	2015/12/24
63748	SGA Societe Generale Acceptance N.V.-HSI R Bear CBBC May16 S	2015/12/23	2015/12/24
61613	J P Morgan SP BV – HSI R Bear CBBC Mar 2016 C	2015/12/23	2015/12/24
64005	UBS AG – HSI R Bear CBBC Mar 2016 W	2015/12/24	2015/12/28
63997	SGA Societe Generale Acceptance N.V.-HSI R Bear CBBC Jun 16R	2015/12/24	2015/12/28
63981	BNP Paribas Arbit Issu B.V. – HSI R Bear CBBC Apr 2016 Y	2015/12/24	2015/12/28
64006	UBS AG – HSI R Bear CBBC Mar 2016 Y	2015/12/24	2015/12/28
64013	Credit Suisse AG – HSI R Bear CBBC Mar 2016 W	2015/12/24	2015/12/28
64014	Credit Suisse AG – HSI R Bear CBBC Mar 2016 A	2015/12/24	2015/12/28
64015	Credit Suisse AG – HSI R Bear CBBC Mar 2016 Q	2015/12/24	2015/12/28
62736	SGA Societe Generale Acceptance N.V.-HSI R Bear CBBC Apr16 O	2015/12/24	2015/12/28
63976	BNP Paribas Arbit Issu B.V. – HSI R Bear CBBC May 2016 M	2015/12/24	2015/12/28
61597	Credit Suisse AG – HSI R Bear CBBC Apr 2016 Z	2015/12/24	2015/12/28
63964	BNP Paribas Arbit Issu B.V. – HSI R Bear CBBC Apr 2016 L	2015/12/24	2015/12/28
63124	BNP Paribas Arbit Issu B.V. – HSI R Bear CBBC Apr 2016 P	2015/12/24	2015/12/28
63961	SGA Societe Generale Acceptance N.V.-HSI R Bear CBBC May 16V	2015/12/24	2015/12/28
62813	J P Morgan SP BV – HSI R Bear CBBC Apr 2016 B	2015/12/24	2015/12/28
63178	J P Morgan SP BV – HSI R Bear CBBC Apr 2016 I	2015/12/24	2015/12/28
63051	SGA Societe Generale Acceptance N.V.-HSI R Bear CBBC Jun16 N	2015/12/24	2015/12/28
62903	UBS AG – HSI R Bear CBBC Mar 2016 K	2015/12/24	2015/12/28
63598	Goldman Sachs SP (Asia) – HSI R Bear CBBC Apr 2016 H	2015/12/24	2015/12/28
62304	Credit Suisse AG – HSI R Bear CBBC Apr 2016 Q	2015/12/24	2015/12/28
64003	BNP Paribas Arbit Issu B.V. – HSI R Bull CBBC Sep 2016 E	2015/12/28	2015/12/29
64044	UBS AG – HSI R Bear CBBC Mar 2016 Z	2015/12/28	2015/12/29
64007	UBS AG – HSI R Bull CBBC Dec 2016 E	2015/12/28	2015/12/29
64022	Credit Suisse AG – HSI R Bull CBBC Nov 2016 Z	2015/12/28	2015/12/29
60473	Credit Suisse AG – A50 China R Bear CBBC Dec 2015 A	2015/12/28	2015/12/30
60469	Credit Suisse AG – CSOP A50 ETF R Bear CBBC Dec 2015 A	2015/12/28	2015/12/30
64041	SGA Societe Generale Acceptance N.V.-HSI R Bear CBBC Jun16 S	2015/12/28	2015/12/29
64098	J P Morgan SP BV – HSI R Bear CBBC Mar 2016 N	2015/12/28	2015/12/29
64084	Credit Suisse AG – HSI R Bear CBBC Apr 2016 X	2015/12/28	2015/12/29
64078	Credit Suisse AG – HSI R Bear CBBC Apr 2016 T	2015/12/28	2015/12/29
67589	J P Morgan SP BV – HSI R Bear CBBC Dec 2015 H	2015/12/29	2015/12/31
67827	UBS AG – HSI R Bear CBBC Dec 2015 Z	2015/12/29	2015/12/31
68340	SGA Societe Generale Acceptance N.V.-HSI R Bear CBBC Dec 15K	2015/12/29	2015/12/31
67820	Credit Suisse AG – HSI R Bear CBBC Dec 2015 K	2015/12/29	2015/12/31
67760	J P Morgan SP BV – HSI R Bear CBBC Dec 2015 I	2015/12/29	2015/12/31
64142	J P Morgan SP BV – HSI R Bear CBBC Mar 2016 U	2015/12/29	2015/12/30
60056	Credit Suisse AG – HSI R Bear CBBC Dec 2015 F	2015/12/29	2015/12/31
67263	SGA Societe Generale Acceptance NV -HSCEI R Bear CBBC Dec15N	2015/12/29	2015/12/31
68478	J P Morgan SP BV – HSI R Bear CBBC Dec 2015 K	2015/12/29	2015/12/31
68450	UBS AG – HSI R Bear CBBC Dec 2015 S	2015/12/29	2015/12/31
67572	J P Morgan SP BV – HSI R Bear CBBC Dec 2015 B	2015/12/29	2015/12/31
64140	Credit Suisse AG – HSI R Bear CBBC May 2016 Z	2015/12/29	2015/12/30
67819	Credit Suisse AG – HSI R Bear CBBC Dec 2015 J	2015/12/29	2015/12/31
67622	Credit Suisse AG – HSI R Bear CBBC Dec 2015 M	2015/12/29	2015/12/31
68160	Standard Chartered Bank – HSI R Bear CBBC Dec 2015 P	2015/12/29	2015/12/31
67564	UBS AG – HSI R Bear CBBC Dec 2015 X	2015/12/29	2015/12/31
68490	BNP Paribas Arbit Issu B.V. – HSCEI R Bear CBBC Dec 2015 U	2015/12/29	2015/12/31
64139	Credit Suisse AG – HSI R Bear CBBC May 2016 Y	2015/12/29	2015/12/30
67797	Credit Suisse AG – HSI R Bear CBBC Dec 2015 N	2015/12/29	2015/12/31
68714	SGA Societe Generale Acceptance N.V.-HSI R Bear CBBC Dec15 N	2015/12/29	2015/12/31
64135	UBS AG – HSI R Bear CBBC Mar 2016 F	2015/12/29	2015/12/30
64133	SGA Societe Generale Acceptance N.V.-HSI R Bear CBBC Apr16 Z	2015/12/29	2015/12/30
64121	SGA Societe Generale Acceptance N.V.-HSI R Bear CBBC Apr16 Y	2015/12/29	2015/12/30
67963	BNP Paribas Arbit Issu B.V. – HKEEx R Bear CBBC Dec 2015 A	2015/12/29	2015/12/31
67803	UBS AG – HSI R Bear CBBC Dec 2015 Y	2015/12/29	2015/12/31
67834	UBS AG – HSI R Bear CBBC Dec 2015 H	2015/12/29	2015/12/31
67806	J P Morgan SP BV – HSI R Bear CBBC Dec 2015 J	2015/12/29	2015/12/31
67639	UBS AG – HSI R Bear CBBC Dec 2015 J	2015/12/29	2015/12/31
62208	SGA Societe Generale Acceptance N.V.-HSI R Bear CBBC Dec 15Y	2015/12/29	2015/12/31
69700	BNP Paribas Arbit Issu B.V. – HKEEx R Bear CBBC Dec 2015 B	2015/12/29	2015/12/31
62441	BNP Paribas Arbit Issu B.V. – HSCEI R Bear CBBC Dec 2015 Y	2015/12/29	2015/12/31
62422	UBS AG – HSI R Bear CBBC Dec 2015 F	2015/12/29	2015/12/31
62365	Credit Suisse AG – HKEEx R Bear CBBC Dec 2015 C	2015/12/29	2015/12/31
62361	Credit Suisse AG – HKEEx R Bear CBBC Dec 2015 B	2015/12/29	2015/12/31
61701	Credit Suisse AG – HSI R Bear CBBC Dec 2015 W	2015/12/29	2015/12/31
62288	SGA Societe Generale Acceptance N.V.-HSI R Bear CBBC Dec 15M	2015/12/29	2015/12/31
62667	BNP Paribas Arbit Issu B.V. – HSCEI R Bear CBBC Dec 2015 Z	2015/12/29	2015/12/31
62207	SGA Societe Generale Acceptance N.V.-HSI R Bear CBBC Dec 15X	2015/12/29	2015/12/31
62206	SGA Societe Generale Acceptance N.V.-HSI R Bear CBBC Dec 15W	2015/12/29	2015/12/31
62128	J P Morgan SP BV – HSI R Bear CBBC Dec 2015 F	2015/12/29	2015/12/31
62103	Credit Suisse AG – HSI R Bear CBBC Dec 2015 X	2015/12/29	2015/12/31
61811	UBS AG – HSI R Bear CBBC Dec 2015 A	2015/12/29	2015/12/31
67960	BNP Paribas Arbit Issu B.V. – CC Bank R Bear CBBC Dec 2015 A	2015/12/29	2015/12/31
62293	SGA Societe Generale Acceptance N.V.-HSI R Bear CBBC Dec 15O	2015/12/29	2015/12/31
62545	SGA Societe Generale Acceptance NV -HSCEI R Bear CBBC Dec15D	2015/12/29	2015/12/31
62335	SGA Societe Generale Acceptance N.V.-HSI R Bear CBBC Dec15 C	2015/12/29	2015/12/31
69881	BNP Paribas Arbit Issu B.V. – HSI R Bear CBBC Dec 2015 C	2015/12/29	2015/12/31
62357	SGA Societe Generale Acceptance N.V.-HSI R Bear CBBC Dec15 E	2015/12/29	2015/12/31
62378	SGA Societe Generale Acceptance N.V.-HSI R Bear CBBC Dec15 F	2015/12/29	2015/12/31
62412	SGA Societe Generale Acceptance N.V.-HSI R Bear CBBC Dec15 G	2015/12/29	2015/12/31
62424	SGA Societe Generale Acceptance N.V.-HSI R Bear CBBC Dec15 H	2015/12/29	2015/12/31

List of expired CBBC, 2015 (continued)

Code	CBBC	Last trading date	Delisted date
67866	Credit Suisse AG – HSI R Bear CBBC Dec 2015 L	2015/12/29	2015/12/31
67531	BNP Paribas Arbit Issu B.V. – HSCEI R Bear CBBC Dec 2015 T	2015/12/29	2015/12/31
62656	SGA Societe Generale Acceptance NV -HSCEI R Bear CBBC Dec15K	2015/12/29	2015/12/31
62549	SGA Societe Generale Acceptance NV -HSCEI R Bear CBBC Dec15E	2015/12/29	2015/12/31
67524	SGA Societe Generale Acceptance N.V.-HSI R Bear CBBC Dec15 J	2015/12/29	2015/12/31
62823	BNP Paribas Arbit Issu B.V. – HSI R Bear CBBC Dec 2015 F	2015/12/29	2015/12/31
62769	UBS AG – HSI R Bear CBBC Dec 2015 K	2015/12/29	2015/12/31
62687	Credit Suisse AG – HSI R Bear CBBC Dec 2015 Z	2015/12/29	2015/12/31
61695	Credit Suisse AG – HSI R Bear CBBC Dec 2015 U	2015/12/29	2015/12/31
62427	SGA Societe Generale Acceptance N.V.-HSI R Bear CBBC Dec15 I	2015/12/29	2015/12/31
69869	Credit Suisse AG – HSI R Bear CBBC Dec 2015 P	2015/12/29	2015/12/31
65538	BNP Paribas Arbit Issu B.V. – HSCEI R Bear CBBC Dec 2015 P	2015/12/29	2015/12/31
65545	BNP Paribas Arbit Issu B.V. – HSCEI R Bear CBBC Dec 2015 Q	2015/12/29	2015/12/31
65551	BNP Paribas Arbit Issu B.V. – HSCEI R Bear CBBC Dec 2015 R	2015/12/29	2015/12/31
65621	UBS AG – HSCEI R Bear CBBC Dec 2015 B	2015/12/29	2015/12/31
60397	J P Morgan SP BV – HSCEI R Bear CBBC Dec 2015 I	2015/12/29	2015/12/31
66986	Credit Suisse AG – HSI R Bull CBBC Dec 2015 A	2015/12/29	2015/12/31
66137	J P Morgan SP BV – HSI R Bear CBBC Dec 2015 E	2015/12/29	2015/12/31
60591	BNP Paribas Arbit Issu B.V. – HSCEI R Bear CBBC Dec 2015 W	2015/12/29	2015/12/31
69851	Credit Suisse AG – HSI R Bear CBBC Dec 2015 O	2015/12/29	2015/12/31
69850	SGA Societe Generale Acceptance N.V.-HSI R Bear CBBC Dec15 S	2015/12/29	2015/12/31
69849	SGA Societe Generale Acceptance N.V.-HSI R Bear CBBC Dec15 R	2015/12/29	2015/12/31
66852	SGA Societe Generale Acceptance NV -HSCEI R Bear CBBC Dec15G	2015/12/29	2015/12/31
69783	SGA Societe Generale Acceptance N.V.-HSI R Bear CBBC Dec15 Q	2015/12/29	2015/12/31
64799	Bank of East Asia – A50 China R Bull CBBC Dec 2015 A	2015/12/29	2015/12/31
60117	BNP Paribas Arbit Issu B.V. – TCH R Bear CBBC Dec 2015 B	2015/12/29	2015/12/31
61288	SGA Societe Generale Acceptance N.V.-HSI R Bear CBBC Dec15 V	2015/12/29	2015/12/31
61691	SGA Societe Generale Acceptance NV -HSCEI R Bear CBBC Dec15J	2015/12/29	2015/12/31
61688	SGA Societe Generale Acceptance NV -HSCEI R Bear CBBC Dec15I	2015/12/29	2015/12/31
61683	SGA Societe Generale Acceptance NV -HSCEI R Bear CBBC Dec15H	2015/12/29	2015/12/31
61431	Credit Suisse AG – HSI R Bear CBBC Dec 2015 S	2015/12/29	2015/12/31
61428	Credit Suisse AG – HSI R Bear CBBC Dec 2015 R	2015/12/29	2015/12/31
61394	BNP Paribas Arbit Issu B.V. – CC Bank R Bear CBBC Dec 2015 B	2015/12/29	2015/12/31
65532	BNP Paribas Arbit Issu B.V. – HSI R Bear CBBC Dec 2015 H	2015/12/29	2015/12/31
61343	BNP Paribas Arbit Issu B.V. – HSCEI R Bear CBBC Dec 2015 X	2015/12/29	2015/12/31
65521	BNP Paribas Arbit Issu B.V. – HSI R Bear CBBC Dec 2015 G	2015/12/29	2015/12/31
61274	SGA Societe Generale Acceptance N.V.-HSI R Bear CBBC Dec15 U	2015/12/29	2015/12/31
60812	SGA Societe Generale Acceptance N.V.-HSI R Bear CBBC Dec 15T	2015/12/29	2015/12/31
65363	J P Morgan SP BV – HSCEI R Bear CBBC Dec 2015 G	2015/12/29	2015/12/31
65374	SGA Societe Generale Acceptance NV -HSCEI R Bear CBBC Dec15F	2015/12/29	2015/12/31
65397	BNP Paribas Arbit Issu B.V. – HSCEI R Bear CBBC Dec 2015 O	2015/12/29	2015/12/31
62326	SGA Societe Generale Acceptance N.V.-HSI R Bear CBBC Dec15 B	2015/12/29	2015/12/31
61383	BNP Paribas Arbit Issu B.V. – Ping An R Bear CBBC Dec 2015 B	2015/12/29	2015/12/31
60118	UBS AG – HSI R Bear CBBC Dec 2015 T	2015/12/29	2015/12/31
62319	SGA Societe Generale Acceptance N.V.-HSI R Bear CBBC Dec15 A	2015/12/29	2015/12/31
66042	BNP Paribas Arbit Issu B.V. – HSI R Bear CBBC Dec 2015 I	2015/12/29	2015/12/31
66022	J P Morgan SP BV – HSI R Bear CBBC Dec 2015 T	2015/12/29	2015/12/31
60044	Macquarie Bank Ltd. – HSI R Bear CBBC Dec 2015 A	2015/12/29	2015/12/31
66002	J P Morgan SP BV – HSI R Bear CBBC Dec 2015 S	2015/12/29	2015/12/31
65981	J P Morgan SP BV – HSI R Bear CBBC Dec 2015 R	2015/12/29	2015/12/31
68387	Credit Suisse AG – HSI R Bear CBBC Dec 2015 A	2015/12/29	2015/12/31
65976	UBS AG – HSI R Bear CBBC Dec 2015 M	2015/12/29	2015/12/31
66153	UBS AG – HSI R Bear CBBC Dec 2015 P	2015/12/29	2015/12/31
65861	UBS AG – HSI R Bear CBBC Dec 2015 I	2015/12/29	2015/12/31
69583	J P Morgan SP BV – HSI R Bear CBBC Dec 2015 N	2015/12/29	2015/12/31
65676	J P Morgan SP BV – HSI R Bear CBBC Dec 2015 Q	2015/12/29	2015/12/31
69963	Credit Suisse AG – HSCEI R Bear CBBC Dec 2015 F	2015/12/29	2015/12/31
62346	SGA Societe Generale Acceptance N.V.-HSI R Bear CBBC Dec15 D	2015/12/29	2015/12/31
65452	J P Morgan SP BV – HSI R Bear CBBC Dec 2015 P	2015/12/29	2015/12/31
65980	UBS AG – HSI R Bear CBBC Dec 2015 N	2015/12/29	2015/12/31
68859	J P Morgan SP BV – HSI R Bear CBBC Dec 2015 L	2015/12/29	2015/12/31
67954	BNP Paribas Arbit Issu B.V. – Ch Mob R Bear CBBC Dec 2015 A	2015/12/29	2015/12/31
67095	Standard Chartered Bank – HSI R Bear CBBC Dec 2015 I	2015/12/29	2015/12/31
67920	BNP Paribas Arbit Issu B.V. – Ping An R Bear CBBC Dec 2015 A	2015/12/29	2015/12/31
68715	Standard Chartered Bank – HSI R Bear CBBC Dec 2015 R	2015/12/29	2015/12/31
68749	UBS AG – HSI R Bear CBBC Dec 2015 Q	2015/12/29	2015/12/31
68771	J P Morgan SP BV – HSI R Bear CBBC Dec 2015 G	2015/12/29	2015/12/31
66085	J P Morgan SP BV – HSI R Bear CBBC Dec 2015 U	2015/12/29	2015/12/31
67116	BNP Paribas Arbit Issu B.V. – HKEEx R Bull CBBC Dec 2015 A	2015/12/29	2015/12/31
67847	J P Morgan SP BV – HSCEI R Bear CBBC Dec 2015 H	2015/12/29	2015/12/31
66472	J P Morgan SP BV – HSI R Bear CBBC Dec 2015 X	2015/12/29	2015/12/31
66340	Standard Chartered Bank – HSI R Bear CBBC Dec 2015 D	2015/12/29	2015/12/31
66254	BNP Paribas Arbit Issu B.V. – HSI R Bear CBBC Dec 2015 J	2015/12/29	2015/12/31
67987	SGA Societe Generale Acceptance N.V. -TCH R Bear CBBC Dec15B	2015/12/29	2015/12/31
69296	J P Morgan SP BV – HSI R Bear CBBC Dec 2015 M	2015/12/29	2015/12/31
66161	J P Morgan SP BV – HSI R Bear CBBC Dec 2015 V	2015/12/29	2015/12/31
68856	Standard Chartered Bank – HSI R Bear CBBC Dec 2015 S	2015/12/29	2015/12/31
63487	BNP Paribas Arbit Issu B.V. – HSCEI R Bear CBBC Dec 2015 M	2015/12/29	2015/12/31
60912	BNP Paribas Arbit Issu B.V. – HSCEI R Bear CBBC Dec 2015 C	2015/12/29	2015/12/31
69284	J P Morgan SP BV – HSI R Bear CBBC Dec 2015 C	2015/12/29	2015/12/31
61152	BNP Paribas Arbit Issu B.V. – HSCEI R Bear CBBC Dec 2015 D	2015/12/29	2015/12/31
61155	BNP Paribas Arbit Issu B.V. – HSCEI R Bear CBBC Dec 2015 E	2015/12/29	2015/12/31
61158	BNP Paribas Arbit Issu B.V. – HSCEI R Bear CBBC Dec 2015 F	2015/12/29	2015/12/31
61159	BNP Paribas Arbit Issu B.V. – HSCEI R Bear CBBC Dec 2015 G	2015/12/29	2015/12/31
69436	SGA Societe Generale Acceptance NV -HSCEI R Bear CBBC Dec15B	2015/12/29	2015/12/31
61164	BNP Paribas Arbit Issu B.V. – HSCEI R Bear CBBC Dec 2015 I	2015/12/29	2015/12/31
64110	SGA Societe Generale Acceptance NV -HSCEI R Bear CBBC Dec15M	2015/12/29	2015/12/31

List of expired CBBC, 2015 (continued)

Code	CBBC	Last trading date	Delisted date
61353	SGA Societe Generale Acceptance N.V.-HKEx R Bear CBBC Dec15A	2015/12/29	2015/12/31
60006	HK Bank – HSCEI R Bull CBBC Dec 2015 A	2015/12/29	2015/12/31
69041	SGA Societe Generale Acceptance N.V.- TCH R Bull CBBC Dec15A	2015/12/29	2015/12/31
61689	BNP Paribas Arbit Issu B.V. – HSI R Bear CBBC Dec 2015 D	2015/12/29	2015/12/31
61694	BNP Paribas Arbit Issu B.V. – HSI R Bear CBBC Dec 2015 E	2015/12/29	2015/12/31
68645	SGA Societe Generale Acceptance NV-PingAn R Bull CBBC Dec15A	2015/12/29	2015/12/31
61161	BNP Paribas Arbit Issu B.V. – HSCEI R Bear CBBC Dec 2015 H	2015/12/29	2015/12/31
60949	UBS AG – HSCEI R Bear CBBC Dec 2015 C	2015/12/29	2015/12/31
69438	SGA Societe Generale Acceptance NV -HSCEI R Bear CBBC Dec15C	2015/12/29	2015/12/31
65228	Credit Suisse AG – HSCEI R Bear CBBC Dec 2015 D	2015/12/29	2015/12/31
69680	UBS AG – HSCEI R Bear CBBC Dec 2015 A	2015/12/29	2015/12/31
69693	Credit Suisse AG – HSCEI R Bear CBBC Dec 2015 A	2015/12/29	2015/12/31
61113	J P Morgan SP BV – HSI R Bear CBBC Dec 2015 D	2015/12/29	2015/12/31
65128	SGA Societe Generale Acceptance N.V. -A50 R Bear CBBC Dec15A	2015/12/29	2015/12/31
61457	SGA Societe Generale Acceptance N.V.-HKEx R Bull CBBC Dec15A	2015/12/29	2015/12/31
69859	BNP Paribas Arbit Issu B.V. – HSI R Bear CBBC Dec 2015 A	2015/12/29	2015/12/31
69864	BNP Paribas Arbit Issu B.V. – HSI R Bear CBBC Dec 2015 B	2015/12/29	2015/12/31
60054	Credit Suisse AG – HSI R Bear CBBC Dec 2015 E	2015/12/29	2015/12/31
64952	Credit Suisse AG – HSCEI R Bear CBBC Dec 2015 C	2015/12/29	2015/12/31
64949	Credit Suisse AG – HSCEI R Bear CBBC Dec 2015 B	2015/12/29	2015/12/31
64924	SGA Societe Generale Acceptance N.V.-HKEx R Bear CBBC Dec15B	2015/12/29	2015/12/31
60287	BNP Paribas Arbit Issu B.V. – HSCEI R Bear CBBC Dec 2015 B	2015/12/29	2015/12/31
60427	Macquarie Bank Ltd. – HSI R Bear CBBC Dec 2015 B	2015/12/29	2015/12/31
64244	J P Morgan SP BV – HSI R Bear CBBC Apr 2016 T	2015/12/30	2015/12/31
64234	Credit Suisse AG – HSI R Bear CBBC Mar 2016 S	2015/12/30	2015/12/31
64240	J P Morgan SP BV – HSI R Bear CBBC Mar 2016 V	2015/12/30	2015/12/31

Market value and trading for Callable Bull/Bear Contracts, 2011 – 2015

Year/Month	Number *	Market value * (HK\$ mil.)	Turnover value (HK\$ mil.)	(%) of market total
2011	901	43,598.79	1,852,136.14	10.84
2012	1,214	53,414.12	1,533,154.61	11.56
2013	1,620	68,388.12	1,269,228.26	8.36
2014	1,579	55,419.48	1,229,956.42	7.24
2015	1,630	56,424.40	1,836,853.88	7.11
2015 Jan	1,740	55,596.51	162,568.59	7.98
2015 Feb	1,708	50,711.40	92,057.27	7.46
2015 Mar	1,641	51,783.06	125,163.78	6.35
2015 Apr	2,007	110,270.02	151,810.33	4.03
2015 May	2,081	102,798.91	133,463.24	4.60
2015 Jun	1,905	84,638.00	148,382.59	4.79
2015 Jul	1,846	81,347.99	193,256.35	7.04
2015 Aug	1,843	110,600.69	159,248.65	8.10
2015 Sep	1,871	104,265.78	167,545.32	10.27
2015 Oct	1,935	79,537.22	190,755.27	12.10
2015 Nov	1,770	66,902.85	169,293.26	10.80
2015 Dec	1,630	56,424.40	143,309.22	10.65

* Month-end or year-end figures

Newly listed debt securities

Code	Issuer/company	Name of issue	Issue price	Maturity date	Listing date
05855 #	Skyfame Realty (Holdings) Ltd.	0.10% Bonds 2031	-	2031/11/14	2015/01/09
06016 #	CIFI Holdings (Group) Co. Ltd.	8.875% Senior Notes 2019	102.000	2019/01/27	2015/01/12
04221 #	The Govt of the HKSAR of the PRC	2.22% Bonds 2024	103.570	2024/08/07	2015/01/16
05856	Bank of Communications Co., Ltd. Hong Kong Branch	2.50% Notes 2018	99.624	2018/01/16	2015/01/19
05857	Huarong Finance II Co., Ltd.	3.50% Guaranteed Notes 2018	99.490	2018/01/16	2015/01/19
05858	Huarong Finance II Co., Ltd.	4.50% Guaranteed Notes 2020	99.553	2020/01/16	2015/01/19
05859	Huarong Finance II Co., Ltd.	5.50% Guaranteed Notes 2025	99.107	2025/01/16	2015/01/19
05860	State Elite Global Ltd.	3.125% Notes 2020	99.775	2020/01/20	2015/01/21
05861	China Shenhua Overseas Capital Co. Ltd.	2.50% Bonds 2018	99.647	2018/01/20	2015/01/21
05862	China Shenhua Overseas Capital Co. Ltd.	3.125% Bonds 2020	99.629	2020/01/20	2015/01/21
05863	China Shenhua Overseas Capital Co. Ltd.	3.875% Bonds 2025	99.076	2025/01/20	2015/01/21
05864	Hong Kong Mortgage Corporation Ltd., The	FR Notes 2016A	99.990	2016/01/22	2015/01/23
05855 #	Skyfame Realty (Holdings) Ltd.	0.10% Bonds 2031	-	2031/11/14	2015/01/26
05865	Hong Kong Mortgage Corporation Ltd., The	FR Notes 2016B	100.000	2016/01/27	2015/01/28
05866	Baosteel Financing 2015 Pty Ltd.	3.875% Guar. Bonds 2020	99.488	2020/01/28	2015/01/29
05867	Haitong International Finance 2015 Ltd.	4.20% Guar. Bonds 2020	98.593	2020/07/29	2015/01/30
05868	Sino-Ocean Land Treasure Finance II Ltd.	4.45% Guar. Notes 2020	98.806	2020/02/04	2015/02/05
05869	Sino-Ocean Land Treasure Finance II Ltd.	5.95% Guar. Notes 2027	98.737	2027/02/04	2015/02/05
05870	CAR Inc.	6.125% Senior Notes 2020	98.944	2020/02/04	2015/02/05
04225	The Govt of the HKSAR of the PRC	1.06% Bonds 2020	99.190	2020/02/05	2015/02/06
05855 #	Skyfame Realty (Holdings) Ltd.	0.10% Bonds 2031	-	2031/11/14	2015/02/06
05871	China Construction Bank (Asia) Corporation Ltd.	1.50% Notes 2020	99.938	2020/02/11	2015/02/12
05872	Tencent Holdings Ltd.	2.875% Senior Notes 2020	99.797	2020/02/11	2015/02/12
05873	Tencent Holdings Ltd.	3.80% Senior Notes 2025	99.605	2025/02/11	2015/02/12
05874	Hongkong International (Qingdao) Co. Ltd.	4.75% Bonds 2020	99.003	2020/02/12	2015/02/13
05875	Hongkong International (Qingdao) Co. Ltd.	5.95% Bonds 2025	98.523	2025/02/12	2015/02/13
05821 #	Skyfame Realty (Holdings) Ltd.	0.10% Bonds 2024	-	2024/09/12	2015/02/16
05969 #	Greentown China Holdings Ltd.	8% Senior Notes 2019	96.608567	2019/03/24	2015/02/16
05821 #	Skyfame Realty (Holdings) Ltd.	0.10% Bonds 2024	-	2024/09/12	2015/02/17
05855 #	Skyfame Realty (Holdings) Ltd.	0.10% Bonds 2031	-	2031/11/14	2015/02/17
05876	CSSC Capital 2015 Ltd.	1.70% Credit Enhanced Bonds 2018	99.907	2018/02/19	2015/02/18
85711	Asia Pacific Ports Development Co. Ltd.	4.50% Credit Enhanced CNY Bonds 2018	100.000	2018/02/17	2015/02/18
04059	Hong Kong Monetary Authority, The	0.43% Exchange Fund Notes 2017	99.780	2017/02/20	2015/02/23
05877	Bao-Trans Enterprises Ltd.	1.625% Bonds 2018	99.713	2018/02/23	2015/02/24
05821 #	Skyfame Realty (Holdings) Ltd.	0.10% Bonds 2024	-	2024/09/12	2015/02/24
05855 #	Skyfame Realty (Holdings) Ltd.	0.10% Bonds 2031	-	2031/11/14	2015/02/24
85712	Haitong International Securities Group Ltd.	4.50% CNY Notes 2018	100.000	2018/02/26	2015/02/27
05878	Times Property Holdings Ltd.	11.45% Senior Notes 2020	99.350	2020/03/05	2015/03/06
85713	Golden Bauhinia Investment Holdings Co. Ltd.	6.50% Guar. CNY Bonds 2018	99.330	2018/03/05	2015/03/06
05880	China Shanshui Cement Group Ltd.	7.50% Senior Notes 2020	98.980	2020/03/10	2015/03/11
05879	AIA Group Ltd.	3.20% Notes 2025	99.873	2025/03/11	2015/03/12
04216 #	The Govt of the HKSAR of the PRC	0.61% Bonds 2018	98.840	2018/02/05	2015/03/13
05855 #	Skyfame Realty (Holdings) Ltd.	0.10% Bonds 2031	-	2031/11/14	2015/03/16
05881	Hong Kong Mortgage Corporation Ltd., The	FR Notes 2016B	100.000	2016/03/16	2015/03/17
05883	ICBCIL Finance Co. Ltd.	2.625% Notes 2018	99.493	2018/03/19	2015/03/18
05884	ICBCIL Finance Co. Ltd.	3.25% Notes 2020	98.957	2020/03/17	2015/03/18
05882	PETRONAS Global Sukuk Ltd.	Trust Certificate 2020	100.000	2020/03/18	2015/03/19

Newly listed debt securities (continued)

Code	Issuer/company	Name of issue	Issue price	Maturity date	Listing date
05885	PETRONAS Capital Ltd.	3.125% Guaranteed Notes 2022	99.390	2022/03/18	2015/03/19
05886	PETRONAS Capital Ltd.	3.50% Guaranteed Notes 2025	99.125	2025/03/18	2015/03/19
05887	PETRONAS Capital Ltd.	4.50% Guaranteed Notes 2045	98.767	2045/03/18	2015/03/19
05888	Eastern Creation II Investment Holdings Ltd.	1.00% Notes 2018	99.768	2018/03/19	2015/03/20
05855 #	Skyfame Realty (Holdings) Ltd.	0.10% Bonds 2031	-	2031/11/14	2015/03/25
05855 #	Skyfame Realty (Holdings) Ltd.	0.10% Bonds 2031	-	2031/11/14	2015/03/31
05889	Beijing Capital Polaris Investment Co. Ltd.	2.875% Guar. Notes 2018	99.934	2018/04/01	2015/04/02
05890	Standard Chartered PLC	Perpetual Subordinated Contingent Conv. Sec	100.000	-	2015/04/08
05891	CITIC Ltd.	4.60% Notes 2035	100.000	2035/04/14	2015/04/15
04225 #	The Govt of the HKSAR of the PRC	1.06% Bonds 2020	99.600	2020/02/05	2015/04/17
05892	Haitong International Finance Holdings 2015 Ltd.	3.50% Guar. Bonds 2020	99.891	2020/04/21	2015/04/22
05893	CCCI Treasury Ltd.	Unsubordinated Guar. Perpetual Securities	100.000	-	2015/04/22
05855 #	Skyfame Realty (Holdings) Ltd.	0.10% Bonds 2031	-	2031/11/14	2015/04/22
05894	Malaysia Sovereign Sukuk Berhad	Trust Certificate 2025	100.000	2025/04/22	2015/04/23
05895	Malaysia Sovereign Sukuk Berhad	Trust Certificate 2045	100.000	2045/04/22	2015/04/23
05896	China Cinda Finance (2015) I Ltd.	3.125% Guar. Senior Notes 2020	99.688	2020/04/23	2015/04/24
05897	China Cinda Finance (2015) I Ltd.	4.25% Guar. Senior Notes 2025	99.710	2025/04/23	2015/04/24
05503	China Energy Reserve and Chemicals Group Overseas Co. Ltd.	6.30% Guar. Bonds 2022	100.000	2022/04/27	2015/04/28
05500	Sinopec Group Overseas Development (2015) Ltd.	2.50% Senior Notes 2020	99.576	2020/04/28	2015/04/29
05501	Sinopec Group Overseas Development (2015) Ltd.	3.25% Senior Notes 2025	99.022	2025/04/28	2015/04/29
05502	Sinopec Group Overseas Development (2015) Ltd.	4.10% Senior Notes 2045	100.000	2045/04/28	2015/04/29
05898	Sinopec Group Overseas Development (2015) Ltd.	0.50% Senior Notes 2018	99.716	2018/04/27	2015/04/29
05899	Sinopec Group Overseas Development (2015) Ltd.	1.00% Senior Notes 2022	99.243	2022/04/28	2015/04/29
85714	Shenzhen Qianhai Financial Holdings Co., Ltd.	4.55% Credit Enhanced CNY Bonds 2017	100.000	2017/10/28	2015/04/29
05504	Jingrui Holdings Ltd.	13.25% Senior Notes 2018	100.000	2018/04/30	2015/05/04
05506	CNOOC Finance (2015) Australia Pty Ltd.	2.625% Guar. Notes 2020	99.716	2020/05/05	2015/05/06
05507	CNOOC Finance (2015) Australia Pty Ltd.	4.20% Guar. Notes 2045	100.000	2045/05/05	2015/05/06
05508	CNOOC Finance (2015) U.S.A. LLC	3.50% Guar. Notes 2025	99.075	2025/05/05	2015/05/06
05821 #	Skyfame Realty (Holdings) Ltd.	0.10% Bonds 2024	-	2024/09/12	2015/05/06
05855 #	Skyfame Realty (Holdings) Ltd.	0.10% Bonds 2031	-	2031/11/14	2015/05/06
05505	CLP Power Hong Kong Financing Ltd.	3.125% Notes 2025	99.566	2025/05/06	2015/05/07
05509	Binhai Investment Co. Ltd.	3.25% Bonds 2018	99.838	2018/05/06	2015/05/07
85715	China New Town Finance I Ltd.	5.50% Senior Guar. CNY N2018	100.000	2018/05/06	2015/05/07
04221 #	The Govt of the HKSAR of the PRC	2.22% Bonds 2024	103.200	2024/08/07	2015/05/08
05821 #	Skyfame Realty (Holdings) Ltd.	0.10% Bonds 2024	-	2024/09/12	2015/05/08
05855 #	Skyfame Realty (Holdings) Ltd.	0.10% Bonds 2031	-	2031/11/14	2015/05/08
05512	China Energy Reserve and Chemicals Group Overseas Capital Co. Ltd.	5.25% Guar. Bonds 2018	100.000	2018/05/11	2015/05/12
05821 #	Skyfame Realty (Holdings) Ltd.	0.10% Bonds 2024	-	2024/09/12	2015/05/13
05855 #	Skyfame Realty (Holdings) Ltd.	0.10% Bonds 2031	-	2031/11/14	2015/05/13
05510	Kunlun Energy Co. Ltd.	2.875% Senior Notes 2020	99.557	2020/05/13	2015/05/14
05511	Kunlun Energy Co. Ltd.	3.75% Senior Notes 2025	99.013	2025/05/13	2015/05/14
05514	China Construction Bank Corporation	Tier 2 Dated Capital Bonds 2025	99.456	2025/05/13	2015/05/14
05855 #	Skyfame Realty (Holdings) Ltd.	0.10% Bonds 2031	-	2031/11/14	2015/05/14
05515	China Merchants Bank Co., Ltd.	2.375% Notes 2018	99.684	2018/05/14	2015/05/15
05821 #	Skyfame Realty (Holdings) Ltd.	0.10% Bonds 2024	-	2024/09/12	2015/05/15

Newly listed debt securities (continued)

Code	Issuer/company	Name of issue	Issue price	Maturity date	Listing date
05513	Hsin Chong Construction Group Ltd.	8.75% Senior Notes 2018	99.355	2018/05/18	2015/05/19
05516	Proven Honour Capital Ltd.	4.125% Guaranteed Bonds 2025	99.006	2025/05/19	2015/05/20
05519	CGNPC International Ltd.	4.00% Guaranteed Bonds 2025	99.405	2025/05/19	2015/05/20
04060	Hong Kong Monetary Authority, The	0.46% Exchange Fund Notes 2017	100.090	2017/05/22	2015/05/21
05517	Agile Property Holdings Ltd.	9.00% Senior Notes 2020	99.507	2020/05/21	2015/05/22
05518	China Minsheng Banking Corp., Ltd.	2.25% Notes 2018	99.652	2018/05/21	2015/05/22
86626	Ministry of Finance of the PRC	2.80% CNY Bonds 2018	100.000	2018/05/21	2015/05/22
86627	Ministry of Finance of the PRC	3.00% CNY Bonds 2020	100.000	2020/05/21	2015/05/22
86628	Ministry of Finance of the PRC	3.36% CNY Bonds 2022	100.000	2022/05/21	2015/05/22
86629	Ministry of Finance of the PRC	3.39% CNY Bonds 2025	100.000	2025/05/21	2015/05/22
86630	Ministry of Finance of the PRC	3.60% CNY Bonds 2030	100.000	2030/05/21	2015/05/22
86631	Ministry of Finance of the PRC	4.10% CNY Bonds 2045	100.000	2045/05/21	2015/05/22
05513 #	Hsin Chong Construction Group Ltd.	8.75% Senior Notes 2018	101.250	2018/05/18	2015/05/22
05821 #	Skyfame Realty (Holdings) Ltd.	0.10% Bonds 2024	-	2024/09/12	2015/05/22
05855 #	Skyfame Realty (Holdings) Ltd.	0.10% Bonds 2031	-	2031/11/14	2015/05/22
05520	Beijing State-Owned Assets Management (Hong Kong) Co. Ltd.	3.00% Notes 2020	99.467	2020/05/26	2015/05/27
05521	Beijing State-Owned Assets Management (Hong Kong) Co. Ltd.	4.125% Notes 2025	98.830	2025/05/26	2015/05/27
85716	Southwest Securities International Securities Ltd.	6.45% CNY Bonds 2018	100.000	2018/05/28	2015/05/29
05512 #	China Energy Reserve and Chemicals Group Overseas Capital Co. Ltd.	5.25% Guar. Bonds 2018	100.750	2018/05/11	2015/06/01
05821 #	Skyfame Realty (Holdings) Ltd.	0.10% Bonds 2024	-	2024/09/12	2015/06/01
05855 #	Skyfame Realty (Holdings) Ltd.	0.10% Bonds 2031	-	2031/11/14	2015/06/01
04226	Hong Kong Sukuk 2015 Ltd.	Trust Certificates 2020	100.000	2020/06/03	2015/06/04
05522	Express (BVI) 2015 Ltd.	3.00% Guaranteed Notes 2018	99.872	2018/06/04	2015/06/05
05821 #	Skyfame Realty (Holdings) Ltd.	0.10% Bonds 2024	-	2024/09/12	2015/06/05
05855 #	Skyfame Realty (Holdings) Ltd.	0.10% Bonds 2031	-	2031/11/14	2015/06/05
05523	CIFI Holdings (Group) Co. Ltd.	7.75% Senior Notes 2020	99.491	2020/06/05	2015/06/08
05524	Dawn Victor Ltd.	5.50% Guaranteed Bonds 2018	100.000	2018/06/05	2015/06/08
05526	Standard Chartered PLC	0.313% Fixed Rate Bonds 2018	100.000	2018/06/05	2015/06/08
05527	Standard Chartered PLC	0.453% Fixed Rate Bonds 2020	100.000	2020/06/05	2015/06/08
05528	Standard Chartered PLC	1.043% Fixed Rate Bonds 2025	100.000	2025/06/05	2015/06/08
05855 #	Skyfame Realty (Holdings) Ltd.	0.10% Bonds 2031	-	2031/11/14	2015/06/08
05525	PB Issuer (No.4) Ltd.	Guar. Convertible Bonds 2021	100.000	2021/07/03	2015/06/09
85717	Lenovo Group Ltd.	4.95% CNY Notes 2020	100.000	2020/06/10	2015/06/10
05532	BCEG (HongKong) Co. Ltd.	3.85% Guaranteed Bonds 2018	100.000	2018/06/10	2015/06/11
05529	Anhui Transportation Holding Group (H.K.) Ltd.	2.875% Bonds 2018	99.687	2018/06/11	2015/06/12
05530	Bluestar Finance Holdings Ltd.	3.50% Senior Guar. Notes 2018	99.893	2018/06/11	2015/06/12
05531	Bluestar Finance Holdings Ltd.	4.375% Senior Guar. Notes 2020	100.000	2020/06/11	2015/06/12
05855 #	Skyfame Realty (Holdings) Ltd.	0.10% Bonds 2031	-	2031/11/14	2015/06/17
05533	China Great Wall International Holdings II Ltd.	2.50% Credit Enhanced B2018	99.573	2018/06/18	2015/06/19
05855 #	Skyfame Realty (Holdings) Ltd.	0.10% Bonds 2031	-	2031/11/14	2015/06/22
05534	Cosmos Boom Investment Ltd.	0.50% Guar. Convertible Bonds 2020	100.000	2020/06/23	2015/06/24
05813 #	Advance Wisdom Investments Ltd.	2.10% Guaranteed Notes 2017	100.000	2017/10/16	2015/06/26
05855 #	Skyfame Realty (Holdings) Ltd.	0.10% Bonds 2031	-	2031/11/14	2015/06/26
05535	LS Finance (2025) Ltd.	4.50% Guaranteed Bonds 2025	99.071	2025/06/26	2015/06/29
05536	Bank of China Ltd.	2.125% Notes 2018	99.769	2018/06/30	2015/07/02

Newly listed debt securities (continued)

Code	Issuer/company	Name of issue	Issue price	Maturity date	Listing date
05537	Bank of China Ltd.	2.875% Notes 2020	99.737	2020/06/30	2015/07/02
05538	Bank of China Ltd.	3.875% Notes 2025	99.328	2025/06/30	2015/07/02
05539	China SCE Property Holdings Ltd.	10.00% Senior Notes 2020	99.041	2020/07/02	2015/07/03
85718	Unican Ltd.	5.15% Guaranteed CNY Notes 2018	100.000	2018/07/02	2015/07/03
05540	China Life Insurance Co. Ltd.	Core Tier 2 Capital Securities	100.000	-	2015/07/06
05970 #	Wuzhou International Holdings Ltd.	13.75% Senior Notes 2018	100.000	2018/09/26	2015/07/07
05541	China Overseas Land International (Cayman) Ltd.	1.75% Guar. Notes 2019	99.587	2019/07/15	2015/07/16
05542	Tencent Holdings Ltd.	4.70% Senior Notes 2035	99.359	2035/07/15	2015/07/16
04227	The Govt of the HKSAR of the PRC	2.13% Bonds 2030	98.190	2030/07/16	2015/07/17
05821 #	Skyfame Realty (Holdings) Ltd.	0.10% Bonds 2024	-	2024/09/12	2015/07/17
05543	YONGDA Investment Ltd.	3.75% Guaranteed Bonds 2020	99.527	2020/07/21	2015/07/22
05544	Boom Up Investments Ltd.	3.25% Credit Enhanced Bonds 2020	99.457	2020/07/23	2015/07/24
05546	Zhaohai Investment (BVI) Ltd.	3.10% Guaranteed Bonds 2018	99.411	2018/07/23	2015/07/24
05547	Zhaohai Investment (BVI) Ltd.	4.00% Guaranteed Bonds 2020	99.436	2020/07/23	2015/07/24
05545	Goldwind New Energy (HK) Investment Ltd.	2.50% Credit Enhanced Bonds 2018	99.562	2018/07/24	2015/07/27
05855 #	Skyfame Realty (Holdings) Ltd.	0.10% Bonds 2031	-	2031/11/14	2015/07/28
05548	CCBL (Cayman) Corporation Ltd.	3.25% Guaranteed Notes 2020	98.331	2020/07/28	2015/07/29
05549	Eastern Creation II Investment Holdings Ltd.	1.50% Notes 2019	99.412	2019/07/29	2015/07/30
05550	COSL Singapore Capital Ltd.	3.50% Guaranteed Notes 2020	99.519	2020/07/30	2015/07/31
05551	COSL Singapore Capital Ltd.	4.50% Guaranteed Notes 2025	99.388	2025/07/30	2015/07/31
05552	MINMETALS BOUNTEOUS FINANCE (BVI) LTD.	3.50% Guaranteed Bonds 2020	99.501	2020/07/30	2015/07/31
05553	MINMETALS BOUNTEOUS FINANCE (BVI) LTD.	4.75% Guaranteed Bonds 2025	99.858	2025/07/30	2015/07/31
85719	Rosy Capital Global Ltd.	5.25% Guaranteed CNY Notes 2018	100.000	2018/07/30	2015/07/31
05554	China Merchants Finance Co. Ltd.	3.50% Guaranteed Notes 2020	99.795	2020/08/03	2015/08/04
05555	China Merchants Finance Co. Ltd.	4.75% Guaranteed Notes 2025	99.750	2025/08/03	2015/08/04
85705 #	Orient Hongsheng Ltd.	6.50% Guaranteed CNY Bonds 2017	100.62469803	2017/11/26	2015/08/06
05855 #	Skyfame Realty (Holdings) Ltd.	0.10% Bonds 2031	-	2031/11/14	2015/08/07
04228	The Govt of the HKSAR of the PRC	iBonds 2018	100.000	2018/08/07	2015/08/10
05821 #	Skyfame Realty (Holdings) Ltd.	0.10% Bonds 2024	-	2024/09/12	2015/08/11
05855 #	Skyfame Realty (Holdings) Ltd.	0.10% Bonds 2031	-	2031/11/14	2015/08/11
05556	CAR Inc.	6.00% Senior Notes 2021	98.850	2021/02/11	2015/08/12
05557	Oceanwide Holdings International 2015 Co., Ltd.	9.625% Guar. Senior N2020	100.000	2020/08/11	2015/08/12
05558	Shanghai Electric Power Finance Ltd.	3.625% Guar. Bonds 2020	99.580	2020/08/11	2015/08/12
05559	Greentown China Holdings Ltd.	5.875% Senior Notes 2020	100.000	2020/08/11	2015/08/12
05524 #	Dawn Victor Ltd.	5.50% Guaranteed Bonds 2018	100.250	2018/06/05	2015/08/12
85720	HNA Tourism Finance Ltd.	9.25% Guaranteed CNY Notes 2017	100.000	2017/08/12	2015/08/13
04061	Hong Kong Monetary Authority, The	0.46% Exchange Fund Notes Aug 2017	99.960	2017/08/21	2015/08/20
05831 #	Eastern Creation II Investment Holdings Ltd.	2.625% Guar. Notes 2017	99.960	2017/11/20	2015/08/21
05560	Azure Orbit II International Finance Ltd.	3.125% Guaranteed Notes 2020	99.620	2020/08/21	2015/08/24
05561	Azure Orbit II International Finance Ltd.	Floating Rate Guaranteed Notes 2018	100.000	2018/08/21	2015/08/24
05821 #	Skyfame Realty (Holdings) Ltd.	0.10% Bonds 2024	-	2024/09/12	2015/09/10
05855 #	Skyfame Realty (Holdings) Ltd.	0.10% Bonds 2031	-	2031/11/14	2015/09/10
05562	Greenland Global Investment Ltd.	4.30% Notes 2017	100.000	2017/09/16	2015/09/17
05563	Shanghai Pudong Development Bank Co., Ltd., HK Branch	2.50% Notes 2018	99.760	2018/09/17	2015/09/18
05564	CSCI Finance (2015) Co. Ltd.	3.125% Credit Enhanced Bonds 2020	99.910	2020/09/17	2015/09/18
05565	Swire Pacific MTN Financing Ltd.	3.875% Guar. Notes 2025	99.890	2025/09/21	2015/09/22

Newly listed debt securities (continued)

Code	Issuer/company	Name of issue	Issue price	Maturity date	Listing date
05566	Industrial and Commercial Bank of China Ltd.	4.875% Tier 2 Capital Notes 2025	99.190	2025/09/21	2015/09/22
04219 #	The Govt of the HKSAR of the PRC	1.47% Bonds 2019	102.250	2019/02/20	2015/10/09
05567	Skyfame Realty (Holdings) Ltd.	0.10% Bonds 2031B	-	2031/11/14	2015/10/13
05567 #	Skyfame Realty (Holdings) Ltd.	0.10% Bonds 2031B	-	2031/11/14	2015/11/04
04229	The Govt of the HKSAR of the PRC	0.91% Bonds 2020	98.370	2020/11/05	2015/11/06
05568	China Clean Energy Development Ltd.	4.00% Guar. Bonds 2025	99.240	2025/11/05	2015/11/06
05569	ICBCIL Finance Co. Ltd.	2.60% Notes 2018 A	99.370	2018/11/13	2015/11/11
05570	ICBCIL Finance Co. Ltd.	Floating Rate Notes 2018 B	100.000	2018/11/13	2015/11/11
05571	ICBCIL Finance Co. Ltd.	3.20% Notes 2020	98.760	2020/11/10	2015/11/11
05572	Shandong Gold International Mining Investment Holding Ltd.	2.50% Credit Enhanced Bonds 2018	99.400	2018/11/13	2015/11/16
04062	Hong Kong Monetary Authority, The	0.42% Exchange Fund Notes 2017	99.850	2017/11/20	2015/11/19
05573	Brightoil Petroleum (Holdings) Ltd.	5.00% Conv. Bonds 2018	100.000	2018/11/13	2015/11/20
05574	CSCEC Finance (Cayman) I Ltd.	2.95% Guaranteed Notes 2020	98.950	2020/11/19	2015/11/20
05575	Huarong Finance II Co., Ltd.	2.875% Guaranteed Notes 2018	99.730	2018/11/19	2015/11/20
05576	Huarong Finance II Co., Ltd.	3.75% Guaranteed Notes 2020	99.460	2020/11/19	2015/11/20
05577	Huarong Finance II Co., Ltd.	5.00% Guaranteed Notes 2025	99.760	2025/11/19	2015/11/20
05578	Profit Fast Ltd.	5.50% Guaranteed Bonds 2018	99.320	2018/11/19	2015/11/20
05580	Skyfame Realty (Holdings) Ltd.	0.10% Bonds 2024B	-	2024/09/12	2015/11/20
05579	Hsin Chong Construction Group Ltd.	6.00% Conv. Bonds 2017	100.000	2017/11/20	2015/11/23
05581	Tuspark Forward Ltd.	5.375% Guaranteed Bonds 2018	99.120	2018/11/24	2015/11/25
05567 #	Skyfame Realty (Holdings) Ltd.	0.10% Bonds 2031B	-	2031/11/14	2015/11/26
85721	Huarui Investment Holding Co. Ltd.	5.25% Guar.CNY Bonds 2018	100.000	2018/11/26	2015/11/27
85722	China Construction Bank (Asia) Corporation Ltd.	4.00% CNY Notes 2017	100.000	2017/11/26	2015/11/27
05567 #	Skyfame Realty (Holdings) Ltd.	0.10% Bonds 2031B	-	2031/11/14	2015/11/27
05580 #	Skyfame Realty (Holdings) Ltd.	0.10% Bonds 2024B	-	2024/09/12	2015/11/27
05582	NWD (MTN) Ltd.	4.375% Guaranteed Notes 2022	99.410	2022/11/30	2015/12/01
86632	Ministry of Finance of the PRC	3.29% CNY Bonds 2018	100.000	2018/11/30	2015/12/01
86633	Ministry of Finance of the PRC	3.40% CNY Bonds 2020	100.000	2020/11/30	2015/12/01
86634	Ministry of Finance of the PRC	3.31% CNY Bonds 2025	100.000	2025/11/30	2015/12/01
86635	Ministry of Finance of the PRC	4.00% CNY Bonds 2035	100.000	2035/11/30	2015/12/01
05584	Baosteel HK Investment Co. Ltd.	Zero Coupon Exchangeable Bonds 2018	100.000	2018/12/01	2015/12/02
05583	Bank of East Asia, Ltd., The	Undated Non-Cumulative Subordinated Additional Tier 1 Capital Securities	100.000	-	2015/12/03
05587	GRAM International Ltd.	2.75% Bonds 2020	99.460	2020/11/02	2015/12/03
05585	Guangzhou Metro Investment Finance (BVI) Ltd.	2.875% Guar. Notes 2018	99.820	2018/12/03	2015/12/04
05586	Guangzhou Metro Investment Finance (BVI) Ltd.	3.375% Guar. Notes 2020	99.550	2020/12/03	2015/12/04
05588	Alibaba Group Holding Ltd.	Floating Rate Senior Notes 2017C	100.000	2017/11/28	2015/12/07
05589	Alibaba Group Holding Ltd.	1.625% Senior Notes 2017D	100.000	2017/11/28	2015/12/07
05590	Alibaba Group Holding Ltd.	2.50% Senior Notes 2019B	100.000	2019/11/28	2015/12/07
05591	Alibaba Group Holding Ltd.	3.125% Senior Notes 2021B	100.000	2021/11/28	2015/12/07
05592	Alibaba Group Holding Ltd.	3.60% Senior Notes 2024B	100.000	2024/11/28	2015/12/07
05593	Alibaba Group Holding Ltd.	4.50% Senior Notes 2034B	100.000	2034/11/28	2015/12/07
05594	eHi Car Services Ltd.	7.50% Senior Notes 2018	99.340	2018/12/08	2015/12/09
05595	Hongkong Baorong Development Ltd.	3.625% Notes 2018	99.540	2018/12/09	2015/12/10
05596	Unigroup International Holdings Ltd.	5.25% Guar. Bonds 2018	98.980	2018/12/10	2015/12/11
05597	Unigroup International Holdings Ltd.	6.00% Guar. Bonds 2020	98.420	2020/12/10	2015/12/11

Newly listed debt securities *(continued)*

Code	Issuer/company	Name of issue	Issue price	Maturity date	Listing date
05598	Top Luxury Investment Ltd.	4.99% Guaranteed Bonds 2040	97.350	2040/12/17	2015/12/18
05599	Bluestar Finance Holdings Ltd.	Senior Guar. Perpetual Sec	99.650	-	2015/12/18
86636	Ministry of Finance of the PRC	3.45% CNY Bonds 2017	100.000	2017/12/28	2015/12/21
85723	Charming Light Investments Ltd.	5.50% CNY Notes 2025	99.540	2025/12/29	2015/12/30

* Further issue

Withdrawal of listed debt securities

Code	Issuer	Particulars	Last trading date	Delisted date
86013	Agricultural Development Bank of China	Redemption of its issue of 3.20% CNY Bonds 2015	2014/01/14	2015/01/20
85901	China Development Bank Corporation	Redemption of its issue of 3.10% CNY Bonds 2015	2015/01/13	2015/01/19
06008	Hong Kong Mortgage Corporation Ltd.	Redemption of its issue of FR Notes due 2015, The	2015/01/15	2015/01/21
06019	Hong Kong Mortgage Corporation Ltd.	Redemption of its issue of FR Notes due 2015 B, The	2015/01/23	2015/01/29
04035	Hong Kong Monetary Authority	Redemption of its issue of 0.21% Exchange Fund Notes due 2015	2015/02/13	2015/02/18
86019	Baosteel Group Corporation	Redemption of its issue of 3.675% CNY Bonds due 2015	2015/02/25	2015/03/03
04317	Far East Consortium Int'l Ltd.	Redemption of its issue of 3.625% Convertible Bonds due 2015	2015/03/02	2015/03/06
02583	Hong Kong Link 2004 Ltd.	Early redemption of its issue of Secured Floating Rate Notes due 2016	2015/03/03	2015/03/09
02513	CMHI Finance (Cayman) Inc.	Redemption of its issue of 5.375% Guaranteed Notes due 2015	2015/03/04	2015/03/10
05709	Hong Kong Mortgage Corporation Ltd.	Redemption of its issue of FR Notes due 2015 A, The	2015/03/05	2015/03/11
05710	Hong Kong Mortgage Corporation Ltd.	Redemption of its issue of FR Notes due 2015 B, The	2015/03/06	2015/03/12
05711	Hong Kong Mortgage Corporation Ltd.	Redemption of its issue of FR Notes due 2015 C, The	2015/03/06	2015/03/12
04001	Hong Kong Monetary Authority	Redemption of its issue of 1.75% Exchange Fund Notes due 2015	2015/03/18	2015/03/23
04540	Pulai Capital Ltd.	Early redemption of its issue of Exchangeable Trust Certificates due 2019	2015/03/27	2015/04/02
86021	New World China Land Ltd.	Redemption of its issue of 8.50% CNY Bonds due 2015	2015/04/08	2015/04/14
86022	ITNL Offshore Pte. Ltd.	Redemption of its issue of 5.75% Guaranteed CNY Bonds due 2015	2015/04/22	2015/04/28
05735	Hong Kong Mortgage Corporation Ltd.	Redemption of its issue of FR Notes due 2015, The	2015/04/27	2015/05/04
86023	The Bank of East Asia (China) Ltd.	Redemption of its issue of 3.65% CNY Bonds due 2015	2015/05/06	2015/05/12
04213	The Govt of the HKSAR of the PRC	Redemption of its issue of 0.46% Bonds due 2015	2015/05/06	2015/05/11
04038	Hong Kong Monetary Authority	Redemption of its issue of 0.15% Exchange Fund Notes due 2015	2015/05/15	2015/05/20
04321	1Malaysia Sukuk Global Berhad	Redemption of its issue of Trust Certificates due 2015	2015/06/01	2015/06/05
04003	Hong Kong Monetary Authority	Redemption of its issue of 1.65% Exchange Fund Notes due 2015	2015/06/10	2015/06/15
04556	Cheung Kong Finance (MTN) Ltd.	Redemption of its issue of FR Guaranteed Notes due 2015	2015/06/10	2015/06/16
86024	China Datang Overseas (HK) Co., Ltd.	Redemption of its issue of 4.5% Guar. CNY Bonds due 2015	2015/06/10	2015/06/16
04575	HKEX International Ltd.	Early redemption of its issue of 0.50% Convertible Bonds due 2017	2015/06/16	2015/06/22
04214	The Govt of the HKSAR of the PRC	Redemption of its issue of iBonds due 2015	2015/06/17	2015/06/22
04139	Hong Kong Monetary Authority	Redemption of its issue of 3.50% Exchange Fund Notes due 2015	2015/06/17	2015/06/22
86026	Agricultural Development Bank of China	Redemption of its issue of 3.20% CNY Bonds due 2015	2015/06/17	2015/06/23
86601	Ministry of Finance of the PRC	Redemption of its issue of 1.85% CNY Bonds due 2015	2015/06/24	2015/06/29
86028	AVIC Int'l Finance & Investment Ltd.	Redemption of its issue of 4.8% Guar. CNY Bonds due 2015	2015/07/06	2015/07/10
02525	Export – Import Bank of China	Redemption of its issue of 4.875% Notes due 2015, The	2015/07/16	2015/07/22
86029	Bank of China Ltd.	Redemption of its issue of 3.10% CNY Bonds due 2015	2015/07/20	2015/07/24
85902	China Development Bank Corporation	Redemption of its issue of 2.95% CNY Bonds due 2015	2015/07/29	2015/08/04
02526	Sarawak International Incorp.	Redemption of its issue of 5.50% Guaranteed Notes due 2015	2015/07/29	2015/08/04
04322	China Resources Power Holdings Co. Ltd.	Redemption of its issue of 3.75% Notes due 2015	2015/07/29	2015/08/04
05784	Hong Kong Mortgage Corporation Ltd.	Redemption of its issue of FR Notes due 2015, The	2015/08/03	2015/08/07
04041	Hong Kong Monetary Authority	Redemption of its issue of 0.32% Exchange Fund Notes due 2015	2015/08/14	2015/08/19
04007	Hong Kong Monetary Authority	Redemption of its issue of 1.18% Exchange Fund Notes due 2015	2015/09/16	2015/09/21
02536	China Development Bank	Redemption of its issue of USD Settled 5.00% Notes due 2015	2015/10/12	2015/10/16
04326	Billion Express Invest Ltd.	Redemption of its issue of 0.75% Guaranteed Conv Bonds due 2015	2015/10/14	2015/10/20
85906	Binhai Investment Co. Ltd.	Redemption of its issue of 6.50% CNY Bonds due 2015	2015/10/20	2015/10/27
04564	Ch Power Int'l Dev	Early redemption of its issue of USD Settled 2.75% Convertible Bonds due 2017	2015/10/28	2015/11/03
85907	China General Nuclear Power Corporation	Redemption of its issue of 3.75% CNY Bonds due 2015	2015/10/28	2015/11/03
04577	Yuzhou Properties Co. Ltd.	Redemption of its issue of 11.75% Guaranteed Senior Notes due 2017	2015/10/29	2015/11/04

Withdrawal of listed debt securities *(continued)*

Code	Issuer	Particulars	Last trading date	Delisted date
85908	China ITS (Holdings) Co., Ltd.	Redemption of its issue of 10.0% CNY Bonds due 2015	2015/11/04	2015/11/10
85932	China Development Bank Corporation	Redemption of its issue of FR CNY Notes due 2015	2015/11/10	2015/11/16
04044	Hong Kong Monetary Authority	Redemption of its issue of 0.30% Exchange Fund Notes due 2015	2015/11/13	2015/11/18
05830	Hong Kong Mortgage Corporation Ltd.	Redemption of its issue of FR Notes due 2015, The	2015/11/13	2015/11/19
04561	Sound Global Ltd.	Early redemption of its issue of 11.875% Senior Notes due 2017	2015/11/18	2015/11/24
85910	Central Plaza Development Ltd.	Redemption of its issue of 7.60% Guar. CNY Bonds due 2015	2015/11/25	2015/12/01
04206	The Govt of the HKSAR of the PRC	Redemption of its issue of 1.43% Bonds due 2015	2015/11/27	2015/12/02
04145	Hong Kong Monetary Authority	Redemption of its issue of 4.33% Exchange Fund Notes due 2015	2015/12/02	2015/12/07
86615	Ministry of Finance of the PRC	Redemption of its issue of 2.80% CNY Bonds due 2015	2015/12/08	2015/12/11
85911	Bitronic Ltd.	Redemption of its issue of 4% CNY Bonds due 2015	2015/12/09	2015/12/15
04010	Hong Kong Monetary Authority	Redemption of its issue of 1.52% Exchange Fund Notes due 2015	2015/12/16	2015/12/21

Debt securities trading by type of issue, 2011-2015

HK\$ mil

Year/month	No. of issues	Bank	Corporation	State	State		Total
					corporation	Supranational	
2011	192	0.00	0.98	840.33	1.95	0.00	843.26
2012	269	0.00	0.02	2769.33	1.21	0.00	2,770.56
2013	403	0.00	0.40	4,462.50	0.00	0.00	4,462.90
2014	640	0.00	0.00	6,086.75	0.00	0.00	6,086.75
2015	762	0.00	0.00	9,380.57	0.00	0.00	9,380.57
2015 Jan	648	0.00	0.00	396.41	0.00	0.00	396.41
Feb	661	0.00	0.00	241.01	0.00	0.00	241.01
Mar	665	0.00	0.00	386.38	0.00	0.00	386.38
Apr	678	0.00	0.00	956.39	0.00	0.00	956.39
May	701	0.00	0.00	577.43	0.00	0.00	577.43
Jun	708	0.00	0.00	466.49	0.00	0.00	466.49
Jul	726	0.00	0.00	1,105.75	0.00	0.00	1,105.75
Aug	732	0.00	0.00	3,417.89	0.00	0.00	3,417.89
Sep	736	0.00	0.00	684.88	0.00	0.00	684.88
Oct	734	0.00	0.00	499.56	0.00	0.00	499.56
Nov	744	0.00	0.00	328.56	0.00	0.00	328.56
Dec	762	0.00	0.00	319.84	0.00	0.00	319.84

Market value of listed debt securities as at the end of 2015

Major group	No. of issuers		Nominal amount (HK\$mil)
Bank	17	51	171,960.76
Corporation	245	545	2,031,832.03
State	7	111	311,794.03
State corporation	17	54	224,878.89
Supranational	1	1	1,406.10
Total	287	762	2,741,871.80

Listed debt securities, 2011 – 2015

Country	2011		2012		2013		2014		2015	
	No. of issues	Nominal amount (HK\$mil)	No. of issues	Nominal amount (HK\$mil)	No. of issues	Nominal amount (HK\$mil)	No. of issues	Nominal amount (HK\$mil)	No. of issues	Nominal amount (HK\$mil)
Hong Kong	163	406,150.23	215	653,919.37	331	1,114,994.60	536	1,845,950.01	645	2,261,080.64
PRC	10	62,170.00	34	114,084.02	47	150,386.45	79	256,409.26	90	330,698.02
Foreign	18	119,149.14	19	114,375.02	24	112,006.94	24	117,574.21	26	148,687.04
Supranational	1	1,406.10	1	1,406.10	1	1,406.10	1	1,406.10	1	1,406.10
Total	192	588,875.47	269	883,784.51	403	1,378,794.08	640	2,221,339.57	762	2,741,871.80

Newly listed unit trusts and mutual funds

Code	Unit trust/mutual fund	Fund manager	Issue price (HK\$)	Amount raised (HK\$mil)	Listing date
83122/03122	CSOP China Ultra Short-Term Bond ETF	CSOP Asset Management Limited	n.a.	n.a.	2016/01/20
03021	CSOP MSCI T50 ETF	CSOP Asset Management Limited	n.a.	n.a.	2015/01/21
03124	KODEX HSI Futures ETF	Samsung Asset Management (Hong Kong) Limited	n.a.	n.a.	2015/02/12
03134	KODEX HSI Futures RMB FX ETF	Samsung Asset Management (Hong Kong) Limited	n.a.	n.a.	2015/02/12
83095/03095	Value China A-Share ETF	Value Partners Hong Kong Limited	n.a.	n.a.	2015/03/24
03161	XIE Shares FTSE Chimerica ETF	Enhanced Investment Products Limited	n.a.	n.a.	2015/04/22
83147/03147	CSOP SZSE ChiNext ETF	CSOP Asset Management Limited	n.a.	n.a.	2015/05/15
03140	Vanguard S&P 500 Index ETF	Vanguard Investments Hong Kong Limited	n.a.	n.a.	2015/05/21
83150/03150	Harvest CSI Smallcap 500 Index ETF	Harvest Global Investments Limited	n.a.	n.a.	2015/05/21
83156/03156	GFI MSCI China A International ETF	GF International Investment Management Limited	n.a.	n.a.	2015/07/29
83129/03129	CSOP China CSI 300 Smart ETF	CSOP Asset Management Limited	n.a.	n.a.	2015/10/23
03157	ChinaAMC Hang Seng SmallCap Index ETF	China Asset Management (Hong Kong) Limited	n.a.	n.a.	2015/10/26
03102	XIE Shares CLSA GARY ETF	Enhanced Investment Products Limited	n.a.	n.a.	2015/11/11
03149/83149	CSOP MSCI China A International ETF	CSOP Asset Management Limited	n.a.	n.a.	2015/11/26

Withdrawal of listed unit trusts and mutual funds

Code	Unit trust/mutual fund	Last trading date	Delisted date
02842	CMS CSI Overseas Mainland Enterprises ETF	2015/01/22	2015/03/23
03032	iShares MSCI Asia APEX Mid Cap Index ETF	2015/10/23	2015/12/18
03004	iShares MSCI Asia APEX Small Cap Index ETF	2015/10/23	2015/12/18

Individual performance on unit trusts and mutual funds as at the end of 2015

Code	Name	Closing price [#]		Change (%)	Turnover value (HK\$mil) *	Market value [#] (HK\$mil)
		2015 (HK\$)	2014 (HK\$)			
Exchange Traded Funds (ETFs)						
02819	ABF HK IDX ETF	102.10	100.60	1.49	17.05	2,929.86
02821	ABF PAIF	US\$114.15	US\$120.85	-5.54	1,076.26	22,985.79
03145	BMO ASIA HIGHDV	7.03	8.13	-13.53	495.60	386.65
03141	BMO ASIA IGBOND	15.00	15.10	-0.66	543.43	532.50
03143	BMO HK BANKS	7.18	8.60	-16.51	196.35	122.06
02832	BOSERA FA50	6.35	7.07	-10.18	178.35	28.58
82832	BOSERA FA50-R	RMB5.40	RMB5.66	-4.59	51.82	-
03180	CAM CES A80	12.54	13.02	-3.69	41.78	28.22
83180	CAM CES A80-R	RMB10.66	RMB10.44	2.11	29.04	-
03188	CAM CSI300	44.85	42.95	4.42	133,425.72	12,042.23
83188	CAM CSI300-R	RMB38.10	RMB34.35	10.92	13,311.69	-
03157	CAM HS SMALLCAP	22.45	n.a.	-	67.39	197.56
03008	C-SHS CSI 300	21.60	21.95	-1.59	69.06	12.96
83008	C-SHS CSI 300-R	RMB18.16	RMB17.56	3.42	59.71	-
03132	C-SHS CSI HLC	21.05	17.50	20.29	29.98	44.21
83132	C-SHS CSI HLC-R	RMB17.84	RMB13.98	27.61	42.93	-
03107	C-SHS CSI STA	16.26	15.46	5.17	10.12	14.63
83107	C-SHS CSI STA-R	RMB13.74	12.30	11.71	16.13	-
03129	CSOP 300SMART	14.74	n.a.	-	32.31	81.07
83129	CSOP 300SMART-R	RMB12.50	n.a.	-	3.30	-
03199	CSOP 5YCGBOND	129.60	134.25	-3.46	220.31	2,177.28
83199	CSOP 5YCGBOND-R	RMB110.10	RMB107.60	2.32	988.78	-
02822	CSOP A50 ETF	12.42	13.86	-10.39	605,845.41	20,846.97
82822	CSOP A50 ETF-R	RMB10.58	RMB11.08	-4.51	25,448.03	-
03137	CSOP CES A80	34.70	39.00	-11.03	53.77	20.82
83137	CSOP CES A80-R	RMB29.45	RMB31.25	-5.76	37.44	-
03147	CSOP CHINEXT	11.88	n.a.	-	2,820.64	344.52
83147	CSOP CHINEXT-R	RMB10.16	n.a.	-	92.67	-
03122	CSOP CNSTBOND	177.70	n.a.	-	19.34	77.30
83122	CSOP CNSTBOND-R	RMB151.10	n.a.	-	58.89	-
03149	CSOP MSCI A I	13.92	n.a.	-	3.64	107.18
83149	CSOP MSCI A I-R	RMB11.82	n.a.	-	2.59	-
03021	CSOP MSCI T50	3.75	n.a.	-	66.60	43.13
03007	DBFXIC50	227.40	258.40	-12.00	214.14	2,571.72
03048	DBMSCIBRAZIL	17.18	30.50	-43.67	76.29	41.79
03055	DBMSCICHINA	96.45	104.90	-8.06	27.26	8.68
02848	DBMSCIKOREA	396.40	433.20	-8.49	306.64	1,875.47
03082	DBMSCIMALAY	83.55	105.40	-20.73	8.12	8.02
03043	DBMSCIPACEJ	35.60	39.00	-8.72	2.40	17.09
03016	DBMSCIPHIL	14.46	16.00	-9.62	10.83	11.50
03065	DBMSCISG	8.38	10.12	-17.19	4.81	9.89
03036	DBMSCITAIWAN	146.00	167.00	-12.57	260.22	1,007.88
03092	DBMSCITHAI	123.40	158.20	-22.00	20.70	13.45
03120	EFUND CES 120	13.10	15.08	-13.13	10.22	26.20
83120	EFUND CES 120-R	RMB11.26	RMB12.12	-7.10	11.07	-
02808	EFUND CG BOND	133.30	134.20	-0.67	12.58	173.29
82808	EFUND CG BOND-R	RMB112.95	RMB107.55	5.02	9.84	-
03100	EFUND CSI100	40.10	40.30	-0.50	379.37	152.38
83100	EFUND CSI100-R	RMB34.05	RMB32.25	5.58	367.54	-
02830	ETFS GOLD	816.00	922.00	-11.50	27.80	16.32
03119	ETFS PLATINUM	663.00	930.00	-28.71	18.24	13.26
03117	ETFS SILVER	106.50	125.50	-15.14	131.24	69.23
03124	F KODEX HSIF	10.88	n.a.	-	19.54	65.28
03134	F KODEX HSIFRF	10.44	n.a.	-	13.77	208.80
03156	GFI MSCI A I	10.24	n.a.	-	65.97	97.28
83156	GFI MSCI A I-R	RMB8.71	n.a.	-	22.26	-
03150	HGI CSI500	7.30	n.a.	-	9.67	7.30
83150	HGI CSI500-R	RMB6.23	n.a.	-	2.93	-
03118	HGI MSCI CN A	17.48	14.74	18.59	839.20	279.68
83118	HGI MSCI CN A-R	RMB14.84	RMB11.72	26.62	233.79	-
03136	HGI MSCIA50	13.08	13.62	-3.96	100.92	52.32
83136	HGI MSCIA50-R	RMB11.12	RMB10.92	1.83	39.30	-
03076	HORIZONS A EN	12.30	16.00	-23.13	3.93	7.38
03064	HORIZONS A FIN	24.80	27.05	-8.32	4.15	19.84
03075	HORIZONS A IND	19.34	20.75	-6.80	4.90	11.60
03066	HORIZONS A IT	28.95	29.95	-3.34	3.46	28.95
03078	HORIZONS A MAT	14.60	16.80	-13.10	4.09	14.60
03054	HORIZONS EMACON	18.00	20.65	-12.83	20.35	32.40
03056	HORIZONS GL CON	25.85	27.60	-6.34	7.03	103.40
03110	HORIZONS HS HDY	22.55	22.35	0.89	117.18	302.17
02835	HORIZONS KS200	17.28	18.48	-6.49	13.42	34.56
03040	HORIZONS MSCICH	22.15	23.90	-7.32	165.89	589.19
03128	HS AINDTOPETF	40.40	38.30	5.48	146.48	294.21
83128	HS AINDTOPETF-R	RMB34.30	RMB30.65	11.91	163.08	-
02838	HS FCI50 ETF	158.00	183.00	-13.66	137.60	154.46
02828	HS H ETF	97.20	121.30	-19.87	318,638.04	48,831.07
82828	HS H ETF-R	RMB82.85	n.a.	-	30.60	-
02833	HS HSI ETF	222.80	240.00	-7.17	2,511.54	40,960.91
82833	HS HSI ETF-R	RMB189.50	n.a.	-	8.26	-
83168	HS RMB GOLD ETF	RMB20.50	RMB23.30	-12.02	10.00	61.91
02811	HT CSI300 ETF	16.24	15.56	4.37	1,664.76	446.60
82811	HT CSI300 ETF-R	RMB13.76	RMB12.40	10.97	295.66	-
03127	HZ CSI300	14.18	14.36	-1.25	87.10	155.98
83127	HZ CSI300-R	RMB12.08	RMB11.42	5.78	38.53	-
03010	ISHARES AXJ	38.20	42.55	-10.22	82.07	91.68
02801	ISHARES CHINA	18.90	21.15	-10.64	4,293.43	2,415.42
02802	ISHARES EM ASIA	38.30	43.75	-12.46	107.85	122.56
02836	ISHARES INDIA	17.72	19.80	-10.51	1,152.89	825.75
03139	ISHARES RMBBND	39.80	43.55	-8.61	56.75	104.82
83139	ISHARES RMBBND-R	RMB34.00	RMB34.80	-2.30	28.39	-
02824	LIPPO HK&M PROP	40.70	37.75	7.81	4.86	70.21
03070	PING AN HKDIV	21.30	22.65	-5.96	48.63	95.85
03072	PING AN HKMID	18.72	22.30	-16.05	27.57	28.08
03098	PING AN RHK50	17.14	18.80	-8.83	15.09	42.85
02840	SPDR GOLD TRUST	789.00	895.00	-11.84	1,585.42	173,501.10
03073	SPDR GREATCHINA	28.50	30.40	-6.25	200.31	285.00
02800	TRACKER FUND	22.10	23.90	-7.53	353,586.71	72,355.23

Individual performance on unit trusts and mutual funds as at the end of 2015

(continued)

Code	Name	Closing price [#]		Change (%)	Turnover value (HK\$mil) *	Market value [#] (HK\$mil)
		2015 (HK\$)	2014 (HK\$)			
03095	VALUE A SHARE	7.70	n.a.	-	738.47	192.50
83095	VALUE A SHARE-R	RMB6.63	n.a.	-	114.00	-
03046	VALUE CHINA ETF	34.90	39.60	-11.87	92.72	111.68
03084	VALUE JAPAN ETF	12.32	11.94	3.18	46.87	60.37
03041	VALUE KOREA ETF	26.30	28.40	-7.39	27.87	51.29
03060	VALUE TW ETF	27.80	34.40	-19.19	14.57	50.04
03081	VALUEGOLD ETF	25.90	29.35	-11.75	218.52	644.91
83081	VALUEGOLD ETF-R	RMB22.15	RMB23.55	-5.94	2.18	-
02805	VG FTSE ASIAJ	17.66	19.46	-9.25	83.49	114.79
03101	VG FTSE DEV EUR	16.86	17.46	-3.44	194.37	106.22
03126	VG FTSE JAPAN	21.10	18.96	11.29	81.42	88.62
03140	VG S&P 500	14.58	n.a.	-	153.18	75.82
03085	VGFTSEASIAJHJDY	17.10	19.18	-10.84	59.94	172.71
02817	WISE HKLMCONS	6.40	7.29	-12.21	4.75	9.60
02839	WISE HKLMREAL	5.78	5.64	2.48	30.96	14.45
03024	WISE SSE50ETF	21.45	23.15	-7.34	391.97	120.12
02825	WISECSIHK100ETF	18.96	20.90	-9.28	295.99	464.52
03051	X CICC-SZSE 100	20.20	20.20	-	-	7.58
03026	X DBAUDCASH	125.40	137.20	-8.60	1.86	7.54
03049	X DBCSI300	7.59	7.61	-0.26	1,753.26	774.02
03061	X DBCSI300BANK	12.38	13.04	-5.06	137.86	25.54
03025	X DBCSI300CONDI	11.68	9.54	22.43	63.07	108.27
03017	X DBCSI300ENER	3.70	4.79	-22.76	31.60	15.49
02844	X DBCSI300FIN	12.92	14.60	-11.51	69.49	30.36
03057	X DBCSI300HEAL	16.82	13.18	27.62	251.33	88.05
03005	X DBCSI300IND	6.16	5.90	4.41	56.24	21.07
03062	X DBCSI300MAT	4.38	4.59	-4.58	6.07	17.84
02816	X DBCSI300REAL	18.74	13.76	36.19	21.52	27.70
03063	X DBCSI300TRANS	3.75	3.24	15.74	24.15	15.37
03052	X DBCSI300UTIL	4.66	4.76	-2.10	12.08	17.26
03087	X DBFTSEVIET	177.90	206.00	-13.64	408.63	2,754.85
03013	X DBMSCIASIAHJDY	12.02	14.58	-17.56	21.30	12.32
03105	X DBMSCIBANGLA	7.71	8.13	-5.17	36.93	9.33
03009	X DBMSCIEM	25.00	29.80	-16.11	14.58	54.18
03035	X DBMSCIEMASIA	28.25	31.65	-10.74	1.29	26.53
03045	X DBMSCIINDIA	73.15	79.50	-7.99	109.62	18.29
03099	X DBMSCIINDO	89.45	112.00	-20.13	54.80	24.33
03106	X DBMSCIPAKIST	14.14	15.68	-9.82	26.86	12.81
03027	X DBMSCIRUSSIA	12.74	13.64	-6.60	323.41	116.98
03020	X DBMSCIUSA	409.60	408.40	0.29	245.31	13,551.39
03019	X DBMSCIWORLD	35.05	35.15	-0.28	46.64	140.99
03015	X DBNIFTY50	939.00	1028.00	-8.66	22.38	1,814.29
03011	X DBUSDCASH	US\$170.50	US\$170.50	-	-	365.34
03071	X DCI CH CONS	9.38	9.20	1.96	1.29	14.07
03001	X ISHARES A DIS	20.30	17.98	12.90	76.76	30.45
03050	X ISHARES A ENR	5.21	7.32	-28.83	24.86	13.03
02829	X ISHARES A FIN	12.74	16.86	-24.44	262.80	101.92
03006	X ISHARES A INF	13.06	15.60	-16.28	166.01	39.18
03039	X ISHARES A MAT	8.91	9.28	-3.99	24.87	8.91
02841	X ISHARES A STA	18.62	16.36	13.81	64.32	41.90
02823	X ISHARES A50	10.82	12.98	-16.64	670,571.59	37,978.20
02846	X ISHARES SCS1300	25.40	26.70	-4.87	649.90	254.00
02818	X PING AN CRA50	16.58	16.58	-	-	8.29
02827	X WISECSI300ETF	33.10	32.20	2.80	18,046.18	4,077.92
03091	X XIE INDIA	8.69	9.42	-7.75	8.78	69.52
03031	X XIE INDO	6.15	7.74	-20.54	13.90	39.98
03090	X XIE KOREA	6.82	7.51	-9.19	94.11	34.10
03029	X XIE MALAY	6.52	8.31	-21.54	14.37	9.78
03037	X XIE PHIL	10.42	11.40	-8.60	8.08	15.63
03089	X XIE TAIWAN	7.94	9.18	-13.51	15.32	31.76
03069	X XIE THAI	7.68	10.10	-23.96	24.40	7.68
03161	XIE CHIMER ETF	8.50	n.a.	-	674.01	187.00
03102	XIE GARY ETF	7.75	n.a.	-	29.53	96.88
03002	YUANTATAIWAN50	9.35	11.84	-21.03	5.78	9.35
Real Estates Investment Trusts (REITs)						
02778	CHAMPION REIT	3.88	3.60	7.78	5,149.28	22,394.13
00778	FORTUNE REIT	7.98	7.84	1.79	4,430.45	15,053.25
87001	HUI XIAN REIT	RMB3.33	RMB3.48	-4.31	2,383.24	21,184.50
00823	LINK REIT	46.40	48.55	-4.43	61,050.15	104,514.52
01275	NEW CENT REIT	2.90	3.30	-12.12	378.66	2,724.33
00808	PROSPERITY REIT	2.79	2.64	5.68	1,190.99	4,008.82
01881	REGAL REIT	1.94	2.05	-5.37	547.32	6,319.42
00625	RREEF CCT REIT	4.35	4.35	-	-	2,019.10
01426	SPRING REIT	3.03	3.66	-17.21	927.66	3,394.08
00435	SUNLIGHT REIT	3.83	3.50	9.43	1,171.20	6,272.40
00405	YUEXIU REIT	4.16	3.89	6.94	4,798.65	11,768.17
Others						
00820	HSBCDRAGON FUND	10.66	8.41	26.75	1,103.51	2,236.60
Total					2,254,068.34	679,032.29

Notes: * Traded in foreign currency securities have been converted in HKD

[#] Year end figures

n.a. Closing price is not available.

Market value for unit trusts and mutual funds, 2011 – 2015

Year/Month	Exchange Traded Funds (ETF)		Real Estate Investment Trust (REIT)		Others		Total	
	No. of issues	Market value (HK\$mil)	No. of issues	Market value (HK\$mil)	No. of issues	Market value (HK\$mil)	No. of issues	Market value (HK\$mil)
2011	77	712,137.75	9	123,990.18	2	2,210.02	88	838,337.95
2012	100	839,802.08	9	174,124.01	2	1,474.98	111	1,015,401.07
2013	116	538,892.05	11	177,310.63	2	1,376.37	129	717,579.05
2014	122	559,491.12	11	205,636.83	1	1,764.52	134	766,892.47
2015	133	477,142.97	11	199,652.72	1	2,236.60	145	679,032.29
2015 Jan	124	546,331.07	11	219,325.66	1	1,804.39	136	767,461.11
2015 Feb	126	561,911.53	11	214,237.30	1	1,819.07	138	777,967.90
2015 Mar	126	566,607.94	11	207,324.24	1	2,077.14	138	776,009.32
2015 Apr	127	596,420.14	11	211,781.08	1	2,370.88	139	810,572.10
2015 May	130	589,145.51	11	205,419.87	1	2,656.22	142	797,221.60
2015 Jun	130	565,937.82	11	204,798.09	1	2,635.24	142	773,371.15
2015 Jul	131	523,708.85	11	207,741.12	1	2,169.46	143	733,619.43
2015 Aug	131	486,552.55	11	187,156.45	1	1,789.70	143	675,498.70
2015 Sep	131	483,672.20	11	187,754.18	1	1,739.34	143	673,165.72
2015 Oct	133	516,851.36	11	201,583.31	1	2,198.83	145	720,633.50
2015 Nov	135	489,950.92	11	201,756.08	1	2,056.16	147	693,763.16
2015 Dec	133	477,142.97	11	199,652.72	1	2,236.60	145	679,032.29

Trading value for unit trusts and mutual funds, 2011 – 2015

Year/Month	No. of trading days	Exchange Traded Funds (ETF)		Real Estate Investment Trust (REIT)		Others		Total	
		Turnover value (HK\$mil)	Average daily (HK\$mil)	Turnover value (HK\$mil)	Average daily (HK\$mil)	Turnover value (HK\$mil)	Average daily (HK\$mil)	Turnover value (HK\$mil)	Average daily (HK\$mil)
2011	246	545,295.49	2,216.65	55,524.18	225.71	498.52	2.03	601,318.19	2,444.38
2012	247	522,080.01	2,113.68	67,149.34	271.86	306.09	1.24	589,535.44	2,386.78
2013	244	903,133.23	3,701.37	82,357.57	337.53	196.30	0.80	985,687.09	4,039.70
2014	247	1,167,677.02	4,727.44	67,418.97	272.95	267.87	1.08	1,235,363.86	5,001.47
2015	247	2,170,959.42	8,789.31	82,027.60	332.10	1,103.51	4.47	2,254,090.52	9,125.87
2015 Jan	21	248,219.53	11,819.98	5,998.92	285.66	66.14	3.15	254,284.59	12,108.79
2015 Feb	18	105,317.71	5,850.98	5,639.65	313.31	14.05	0.78	110,971.41	6,165.08
2015 Mar	22	180,928.53	8,224.02	8,586.36	390.29	66.71	3.03	189,581.60	8,617.35
2015 Apr	19	290,391.09	15,283.74	8,965.50	471.87	300.35	15.81	299,656.94	15,771.42
2015 May	19	194,137.72	10,217.77	8,089.41	425.76	207.26	10.91	202,434.40	10,654.44
2015 Jun	22	295,713.05	13,441.50	8,521.63	387.35	268.29	12.19	304,502.96	13,841.04
2015 Jul	22	302,747.58	13,761.25	8,123.17	369.24	65.95	3.00	310,936.70	14,133.49
2015 Aug	21	154,837.79	7,373.23	8,346.14	397.44	18.32	0.87	163,202.25	7,771.54
2015 Sep	20	111,357.18	5,567.86	5,594.46	279.72	8.05	0.40	116,959.69	5,847.98
2015 Oct	20	80,676.16	4,033.81	4,505.88	225.29	19.48	0.97	85,201.52	4,260.08
2015 Nov	21	114,025.83	5,429.80	5,595.00	266.43	60.93	2.90	119,681.76	5,699.13
2015 Dec	22	92,607.25	4,209.42	4,061.47	184.61	7.99	0.36	96,676.70	4,394.40

Notes: Trading in foreign currency unit trusts have been converted in HKD

Trading value and volume for NASDAQ stocks, 2011 – 2015

Year/month	No. of issues	No. of trading days	Value (HK\$)		Volume (shares)		Deals		
			Total	Average daily	Total	Average daily	Total	Average daily	
			2011	7	246	517,270	2,103	3,750	15
2012	7	247	628,923	2,546	3,620	15	11	0	
2013	7	244	381,110	1,562	2,780	11	13	0	
2014	7	247	3,572,910	14,465	14,520	59	68	0	
2015	6	247	695,040	2,814	4,190	17	22	0	
2015	Jan	7	21	136,200	6,486	830	40	4	0
	Feb	7	18	-	-	-	-	-	-
	Mar	7	22	59,000	2,682	420	19	5	0
	Apr	7	19	415,000	21,842	2,550	134	6	0
	May	7	19	64,040	3,371	200	11	1	0
	Jun	6	22	-	-	-	-	-	-
	Jul	6	22	2,300	105	20	1	2	0
	Aug	6	21	-	-	-	-	-	-
	Sep	6	20	8,500	425	70	4	2	0
	Oct	6	20	10,000	500	100	5	2	0
	Nov	6	21	-	-	-	-	-	-
	Dec	6	22	-	-	-	-	-	-

Trading value and volume for iShares, 2011 – 2015

Year/month	No. of issues	No. of trading days	Value (HK\$)		Volume (shares)		Deals		
			Total	Average daily	Total	Average daily	Total	Average daily	
			2011	2	246	-	-	-	-
2012	2	247	-	-	-	-	-	-	
2013	2	244	-	-	-	-	-	-	
2014	2	247	13,897	56	150	1	1	0	
2015	2	247	93,436	378	1,100	4	1	0	
2015	Jan	2	21	-	-	-	-	-	-
	Feb	2	18	-	-	-	-	-	-
	Mar	2	22	-	-	-	-	-	-
	Apr	2	19	-	-	-	-	-	-
	May	2	19	-	-	-	-	-	-
	Jun	2	22	-	-	-	-	-	-
	Jul	2	22	-	-	-	-	-	-
	Aug	2	21	-	-	-	-	-	-
	Sep	2	20	-	-	-	-	-	-
	Oct	2	20	-	-	-	-	-	-
	Nov	2	21	93,436	4,449	1,100	52	1	0
	Dec	2	22	-	-	-	-	-	-

Note: The exchange rate of HK\$7.8/US\$1 was used to calculate the equivalent value in Hong Kong dollars.

Turnover value on RMB listed securities products by type, 2011 - 2015

	Equities	ETF								Total			
		Gold		Stock Index		Bond Index		REIT	Debt securities	Derivative warrants	(in RMB mil.)	(in HKD mil. Equiv.)	
		RQFII	Non-RQFII	RQFII	Non-RQFII	RQFII	Non-RQFII						
2011	-	-	-	-	-	-	-	-	8,036.32	-	-	8,036.32	9,577.84
2012	139.73	-	45.36	12,673.02	-	-	-	-	2,782.71	42.69	6.59	15,690.10	19,207.15
2013	186.45	-	15.12	20,993.53	-	-	68.65	1,810.98	33.29	401.70	23,509.73	29,347.77	
2014	119.91	-	15.01	23,209.31	-	665.29	30.78	2,914.85	20.47	7.98	26,983.60	33,638.48	
2015	100.02	-	9.98	32,940.15	32.26	859.49	23.20	1,945.09	15.10	4.37	35,929.65	44,049.72	
2015													
Jan	8.14	-	0.98	4,224.95	-	51.85	1.35	140.27	1.24	1.78	4,430.56	5,473.84	
Feb	2.76	-	0.40	1,529.31	-	51.63	0.81	122.16	1.12	0.98	1,709.17	2,098.56	
Mar	3.79	-	1.69	3,267.67	-	37.16	1.52	248.21	1.32	0.49	3,561.86	4,383.81	
Apr	21.86	-	0.47	3,157.65	-	43.66	5.05	189.47	1.28	0.13	3,419.57	4,231.16	
May	2.89	-	0.78	2,288.88	-	141.54	2.63	141.66	1.62	0.06	2,580.06	3,191.23	
Jun	5.76	-	0.77	3,534.00	-	198.10	1.46	187.68	1.50	0.24	3,929.50	4,859.50	
Jul	4.95	-	0.57	5,315.00	-	191.67	1.41	306.50	0.69	0.00	5,820.79	7,194.56	
Aug	19.47	-	1.48	2,952.75	-	38.50	2.48	278.71	2.66	0.04	3,296.10	3,983.35	
Sep	7.51	-	0.42	2,327.12	13.99	56.73	1.36	98.64	0.45	0.11	2,506.32	3,017.38	
Oct	13.86	-	0.60	1,060.23	6.70	9.17	0.70	79.69	0.35	0.09	1,171.40	1,414.66	
Nov	4.98	-	0.36	1,759.30	9.55	26.00	4.07	73.69	0.30	0.07	1,878.32	2,264.37	
Dec	4.06	-	1.47	1,523.29	2.03	13.47	0.36	78.40	2.57	0.36	1,626.01	1,937.28	

RMB-denominated ETFs tracking A-share indices issued under RMB Qualified Foreign Institutional Investors (RQFII) quota (RQFII A-share ETFs)

List of listed RMB securities products

End of 2015

Code	Securities	Type	Listing date	First trading date
86001	Asian Dev Bank 2.85% Notes 2020	Debt securities	2010/10/22	2010/10/22
86003	HKCG 1.40% CNY Notes 2016	Debt securities	2011/04/12	2011/04/12
87001	Hui Xian Real Estate Investment Trust	REIT	2011/04/29	2011/04/29
86005	Rainbow Days 3% Bonds 2016	Debt securities	2011/07/04	2011/07/04
86014	ADBC 3.50% CNY Bonds 2017	Debt securities	2012/01/18	2012/01/18
83168	Hang Seng RMB Gold ETF	ETF	2012/02/14	2012/02/14
86017	Baosteel 4.375% CNY Bonds 2016	Debt securities	2012/02/20	2012/02/20
86020	Baosteel 4.15% CNY Bonds 2017	Debt securities	2012/03/01	2012/03/01
86027	ADBC 3.35% CNY Bonds 2017	Debt securities	2012/06/25	2012/06/25
86602	Ministry of Finance PRC 2.56% CNY Bonds 2017	Debt securities	2012/07/03	2012/07/03
86603	Ministry of Finance PRC 2.65% CNY Bonds 2019	Debt securities	2012/07/03	2012/07/03
86604	Ministry of Finance PRC 3.1% CNY Bonds 2022	Debt securities	2012/07/03	2012/07/03
86605	Ministry of Finance PRC 3.48% CNY Bonds 2027	Debt securities	2012/07/03	2012/07/03
83188	*# ChinaAMC CSI 300 Index ETF	ETF	2012/07/17	2012/07/17
85903	China Development Bank 3.45% CNY Bonds 2017	Debt securities	2012/08/03	2012/08/03
85904	China Development Bank 4.20% CNY Bonds 2027	Debt securities	2012/08/03	2012/08/03
85905	China Development Bank 4.30% CNY Bonds 2032	Debt securities	2012/08/03	2012/08/03
83100	*# E Fund CSI 100 A-Shares Index ETF	ETF	2012/08/27	2012/08/27
82822	*# CSOP FTSE China A50 ETF	ETF	2012/08/28	2012/08/28
83118	*# Harvest MSCI China A Index ETF	ETF	2012/10/12	2012/10/12
80737	*^ Hopewell Highway Infrastructure Ltd	Equity	2012/10/29	2012/10/29
85912	Oversea-Chinese Banking Corporation Ltd. 3.5% CNY Notes 2020	Debt securities	2013/02/06	2013/02/06
85913	Huaneng Power Int'l, Inc. 3.85% CNY Bonds 2016	Debt securities	2013/02/06	2013/02/06
85914	New World China Land Ltd. 4.0% CNY Bonds 2015	Debt securities	2013/02/07	2013/02/07
85915	Far East Consortium Int'l Ltd. % CNY Bonds	Debt securities	2013/03/05	2013/03/05
85916	China Minmetals Corporation 3.65% CNY Bonds 2016	Debt securities	2013/04/02	2013/04/02
85917	Dorsett Hospitality International Ltd. 6% CNY Bonds 2018	Debt securities	2013/04/05	2013/04/05
85918	Asia Standard Int'l Group Ltd. 6.5% CNY Senior Notes 2018	Debt securities	2013/04/18	2013/04/18
85919	China Datang Corporation 3.6% CNY Bonds 2016	Debt securities	2013/04/26	2013/04/26
85920	Lai Fung Holdings Ltd. 6.875% Senior CNY Notes 2018	Debt securities	2013/04/26	2013/04/26
85921	Golden Wheel Tiandi Hldgs Co Ltd 11.25% Senior CNY Notes 2016	Debt securities	2013/05/03	2013/05/03
85922	Greentown China Holdings Ltd. 5.625% Senior CNY Notes 2016	Debt securities	2013/05/14	2013/05/14
85923	I.T Ltd. 6.25% Senior CNY Notes 2018	Debt securities	2013/05/16	2013/05/16
85925	Brave Rise Investments Ltd. 4.7% Guaranteed CNY Bonds 2016	Debt securities	2013/05/27	2013/05/27
85924	Powerlong Real Estate Hldgs Ltd. 9.50% Senior CNY Notes 2016	Debt securities	2013/05/28	2013/05/28
83136	*# Harvest MSCI China A 50 Index ETF	ETF	2013/06/06	2013/06/06
85926	Eastern Air Overseas (HK) Corp. Ltd. 3.875% Guar. CNY B2016	Debt securities	2013/06/06	2013/06/06
85927	Uni-President China Holdings Ltd. 3.5% CNY Notes 2016	Debt securities	2013/06/07	2013/06/07
83139	* iShares RMB Bond Index ETF	ETF	2013/06/18	2013/06/18
86607	Ministry of Finance of the PRC 2.87% CNY Bonds 2016	Debt securities	2013/06/28	2013/06/28
86608	Ministry of Finance of the PRC 3.02% CNY Bonds 2018	Debt securities	2013/06/28	2013/06/28
86609	Ministry of Finance of the PRC 3.09% CNY Bonds 2020	Debt securities	2013/06/28	2013/06/28
86610	Ministry of Finance of the PRC 3.16% CNY Bonds 2023	Debt securities	2013/06/28	2013/06/28
86611	Ministry of Finance of the PRC 3.60% CNY Bonds 2028	Debt securities	2013/06/28	2013/06/28
86612	Ministry of Finance of the PRC 3.95% CNY Bonds 2043	Debt securities	2013/06/28	2013/06/28
83008	*# C-Shares CSI 300 Index ETF	ETF	2013/07/08	2013/07/08
89012	BNP Paribas Arbit Issu B.V. - CSOP A50 ETF Eu Wts Jan 2016 A	DW	2013/07/10	2013/07/10
85928	Swire Pacific MTN Financing Ltd. 3.9% Guar. CNY Notes 2023	Debt securities	2013/07/23	2013/07/23
85929	Far East Horizon Ltd. 4.5% CNY Notes 2016	Debt securities	2013/08/08	2013/08/08
85930	Swire Pacific MTN Financing Ltd. 4% Guar. CNY Notes Aug 2023	Debt securities	2013/08/22	2013/08/22
83180	*# ChinaAMC CES China A80 Index ETF	ETF	2013/08/26	2013/08/26
89013	Standard Chartered Bank - CSOP A50 ETF Euro Wts Jan 2016 A	DW	2013/08/29	2013/08/29
85931	Swire Pacific MTN Financing Ltd. 4% Guar. CNY Notes Sep 2023	Debt securities	2013/09/10	2013/09/10
83137	*# CSOP CES China A80 ETF	ETF	2013/09/23	2013/09/23
83120	*# E Fund CES China 120 Index ETF	ETF	2013/10/21	2013/10/21
85933	China Development Bank Corporation 3.6% CNY Notes 2018	Debt securities	2013/11/14	2013/11/14
85934	China Development Bank Corporation 4.5% CNY Notes 2028	Debt securities	2013/11/14	2013/11/14
86613	Ministry of Finance of the PRC 2.60% CNY Bonds 2016	Debt securities	2013/11/25	2013/11/25
86614	Ministry of Finance of the PRC 3.09% CNY Bonds 2018	Debt securities	2013/11/25	2013/11/25
83128	*# Hang Seng China A Industry Top Index ETF	ETF	2013/11/26	2013/11/26
83081	* Value Gold ETF	ETF	2013/11/29	2013/11/29
85935	RKI Finance (2013) Ltd. 6% Guaranteed Senior CNY Notes 2016	Debt securities	2013/12/04	2013/12/04
85936	Bestgain Real Estate Lyra Ltd. 4.5% Guaranteed CNY Notes 2018	Debt securities	2013/12/05	2013/12/05
82832	*# Boser FTSE China A50 Index ETF	ETF	2013/12/09	2013/12/09
85937	Far East Horizon Ltd. 5.45% CNY Notes 2016	Debt securities	2013/12/12	2013/12/12
85938	Bestgain Real Estate Lyra Ltd. 4.05% Guar. CNY Notes 2016	Debt securities	2013/12/17	2013/12/17
85939	Kunzhi Ltd. 5.875% Guaranteed CNY Bonds 2017	Debt securities	2014/01/16	2014/01/16
85940	China Electronics Corp Holdings Co. Ltd. 4.7% CNY Bonds 2017	Debt securities	2014/01/17	2014/01/17
85941	Agricultural Development Bank of China 3.08% CNY Bonds 2016	Debt securities	2014/01/17	2014/01/17
85942	Bank of China Ltd. 3.45% CNY Notes 2017	Debt securities	2014/01/17	2014/01/17
85943	Agricultural Development Bank of China 3.28% CNY Bonds 2017	Debt securities	2014/01/17	2014/01/17
85944	Starway Assets Enterprises Inc. 4.1% Guar. CNY Bonds 2017	Debt securities	2014/01/23	2014/01/23
85945	Greenland Hong Kong Holdings Ltd. 5.5% CNY Bonds 2018	Debt securities	2014/01/24	2014/01/24
85946	Universal Number One Co Ltd 5.7% Guar. Secured CNY Bonds 2017	Debt securities	2014/01/30	2014/01/30
85947	Central Plaza Development Ltd. 5.75% Guar. CNY Notes 2017	Debt securities	2014/02/18	2014/02/18
85948	Central Plaza Development Ltd. 6.875% Guar. CNY Notes 2019	Debt securities	2014/02/18	2014/02/18
83199	*# CSOP China 5-Year Treasury Bond ETF	ETF	2014/02/19	2014/02/19
85949	China CITIC Bank Corporation Ltd. 4.125% CNY Bonds 2017	Debt securities	2014/02/28	2014/02/28
85950	Agile Property Holdings Ltd. 6.5% Senior CNY Notes 2017	Debt securities	2014/03/03	2014/03/03
82811	*# Haitong CSI300 Index ETF	ETF	2014/03/07	2014/03/07
82808	*# E Fund Citi Chinese Government Bond 5-10 Years Index ETF	ETF	2014/03/14	2014/03/14
85952	China Construction Bank (Asia) Corp Ltd. 3.25% CNY Notes 2016	Debt securities	2014/03/14	2014/03/14
85953	Eastern Air Overseas (HK) Corp Ltd. 4.8% Guar. CNY Bonds 2017	Debt securities	2014/03/14	2014/03/14
85955	ICBC, Sydney Branch 4.2% CNY Notes 2024	Debt securities	2014/03/20	2014/03/20
85951	China Development Bank Corporation 3.35% CNY Notes 2017	Debt securities	2014/03/21	2014/03/21
85954	Bank of Communications Co., Ltd. 3.3% CNY Notes 2016	Debt securities	2014/03/21	2014/03/21
85956	AVIC Int'l Finance & Investment Ltd. 4.8% CNY Bonds 2017	Debt securities	2014/04/11	2014/04/11

List of listed RMB securities products (continued)

End of 2015

Code	Securities	Type	Listing date	First trading date
85957	China Merchants Bank Co., Ltd. 4.10% CNY Bonds 2017	Debt securities	2014/04/11	2014/04/11
85958	China Unicom (Hong Kong) Ltd. 4% Senior CNY Notes 2017	Debt securities	2014/04/17	2014/04/17
85959	Guosen Securities (Overseas) Co. Ltd. 6.4% CNY Bonds 2017	Debt securities	2014/04/25	2014/04/25
83107 **	C-Shares CSI Consumer Staples Index ETF	ETF	2014/05/12	2014/05/12
83132 **	C-Shares CSI Healthcare Index ETF	ETF	2014/05/12	2014/05/12
85960	China Power International Dev Ltd. 4.5% CNY Bonds 2017	Debt securities	2014/05/12	2014/05/12
85961	Ch Chengtong Dev Group Ltd. 4% Credit Enhanced CNY Bonds 2017	Debt securities	2014/05/12	2014/05/12
85965	Sinochem Offshore Cap Co. Ltd. 3.55% Senior Guar. CNY N2017	Debt securities	2014/05/14	2014/05/14
85962	The Export-Import Bank of China 3.00% CNY Bonds 2016	Debt securities	2014/05/15	2014/05/15
85963	The Export-Import Bank of China 3.65% CNY Bonds 2019	Debt securities	2014/05/15	2014/05/15
85964	The Export-Import Bank of China 4.40% CNY Bonds 2024	Debt securities	2014/05/15	2014/05/15
85966	Rizhao Port (HK) Co.Ltd.4.25% Credit Enhanced CNY Bonds 2017	Debt securities	2014/05/16	2014/05/16
85967	Power Construction Corporation of China 4.2% CNY Notes 2017	Debt securities	2014/05/16	2014/05/16
85968	Agricultural Development Bank of China 3% CNY Bonds 2016	Debt securities	2014/05/22	2014/05/22
85969	Shanghai Pudong Dev Bank Co., Ltd. 4.08% CNY Bonds 2017	Debt securities	2014/05/23	2014/05/23
85970	Sure Best Management Ltd. 4.75% Guaranteed CNY Notes 2017	Debt securities	2014/05/23	2014/05/23
86616	Ministry of Finance of the PRC 2.53% CNY Bonds 2017	Debt securities	2014/05/23	2014/05/23
86617	Ministry of Finance of the PRC 3.25% CNY Bonds 2019	Debt securities	2014/05/23	2014/05/23
86618	Ministry of Finance of the PRC 3.80% CNY Bonds 2021	Debt securities	2014/05/23	2014/05/23
86619	Ministry of Finance of the PRC 4.00% CNY Bonds 2024	Debt securities	2014/05/23	2014/05/23
86620	Ministry of Finance of the PRC 4.29% CNY Bonds 2029	Debt securities	2014/05/23	2014/05/23
86621	Ministry of Finance of the PRC 4.50% CNY Bonds 2034	Debt securities	2014/05/23	2014/05/23
85971	Unican Ltd. 5.80% Guaranteed CNY Notes 2017	Debt securities	2014/06/03	2014/06/03
85972	Maikun Investment Co., Ltd. 4.5% Guaranteed CNY Notes 2017	Debt securities	2014/06/09	2014/06/09
85973	Sinotrans Sailing Ltd. 4.5% CNY Bonds 2017	Debt securities	2014/06/11	2014/06/11
85974	Soar Rise Ltd. 4.375% Credit Enhanced CNY Bonds 2017	Debt securities	2014/06/16	2014/06/16
85975	China Minmetals Corporation 4.25% CNY Bonds 2017	Debt securities	2014/06/17	2014/06/17
85976	HK Huafu Invest Hldgs Co. Ltd.4.25%Credit Enhanced CNY B2017	Debt securities	2014/06/19	2014/06/19
85977	Beijing Capital (Hong Kong) Ltd. 4.70% CNY Bonds 2017	Debt securities	2014/06/23	2014/06/23
85978	eSun Int'l Finance Ltd. 8.375% Secured Guar. CNY Notes 2018	Debt securities	2014/06/25	2014/06/25
85979	Eastern Creation II Invest Hldgs Ltd. 3.75% Guar. CNY N2017	Debt securities	2014/06/30	2014/06/30
85980	Hua Xia Bank Co., Ltd. 4.95% CNY Bonds 2017	Debt securities	2014/07/02	2014/07/02
85981	Hang Seng Bank (China) Ltd. 3.25% CNY Notes 2017	Debt securities	2014/07/04	2014/07/04
85982	China City Construction (Int'l) Co., Ltd.5.35% CNY Bonds 2017	Debt securities	2014/07/04	2014/07/04
85983	Times Property Holdings Ltd. 10.375% Senior CNY Notes 2017	Debt securities	2014/07/17	2014/07/17
85984	Jinchuan Group Co., Ltd. 4.75% CNY Bonds 2017	Debt securities	2014/07/18	2014/07/18
85985	ITNL International Pte. Ltd. 8.00% CNY Bonds 2017	Debt securities	2014/07/18	2014/07/18
85986	Lai Sun Garment Int'l Fin (2014) 7.7% Secured Guar. CNY N2018	Debt securities	2014/07/25	2014/07/25
85987	China Unicom (Hong Kong) Ltd. 3.80% Senior CNY Notes 2016	Debt securities	2014/07/25	2014/07/25
85988	Yieldking Investment Ltd. 5.15% Guaranteed CNY Bonds 2017	Debt securities	2014/08/01	2014/08/01
85989	China Development Bank Corporation 4.35% CNY Notes 2024	Debt securities	2014/08/07	2014/08/07
85990	Sinochem Offshore Cap Co. Ltd. 4.00% Senior Guar. CNY N2021	Debt securities	2014/09/11	2014/09/11
85991	Zhongtai Int'l Finance (BVI) Co. Ltd. 6.25% Senior CNY B2017	Debt securities	2014/09/11	2014/09/11
85992	361 Degrees International Ltd. 7.50% Senior CNY Notes 2017	Debt securities	2014/09/15	2014/09/15
85993	Charter Style International Ltd. 5.80% Guar. CNY Bonds 2024	Debt securities	2014/09/16	2014/09/16
85994	Unican Ltd. 5.60% Guaranteed CNY Notes 2017	Debt securities	2014/09/19	2014/09/19
83127 **	Horizons CSI 300 ETF	ETF	2014/09/26	2014/09/26
85995	Bohai General Capital Ltd. 6.40% Guaranteed CNY Bonds 2017	Debt securities	2014/10/17	2014/10/17
85996	Yunnan Energy Investment (Overseas) Co. Ltd. 5.50% CNY B2017	Debt securities	2014/10/22	2014/10/22
85997	Hong Kong Aviation Ltd. 7.50% Guar. CNY Notes 2016	Debt securities	2014/11/05	2014/11/05
85998	China Construction Bank Corp Tier 2 Dated Capital CNY B2024	Debt securities	2014/11/13	2014/11/13
85700	China Construction Bank (Asia) Corp Ltd.3.95% CNY Notes 2021	Debt securities	2014/11/19	2014/11/19
85701	China Construction Bank (Asia) Corp Ltd.4.08% CNY Notes 2024	Debt securities	2014/11/19	2014/11/19
85999	China Construction Bank (Asia) Corp Ltd.3.30% CNY Notes 2016	Debt securities	2014/11/19	2014/11/19
86000	China Construction Bank (Asia) Corp Ltd.3.75% CNY Notes 2019	Debt securities	2014/11/19	2014/11/19
85702	Ch High Speed Transmission Equip Group 8.30% Guar. CNY B2017	Debt securities	2014/11/20	2014/11/20
85703	Wanhua Chemical Int'l Holding Co., Ltd.4.50% Guar. CNY B2017	Debt securities	2014/11/20	2014/11/20
85704	Ch Singyes Solar Tech Holdings Ltd. 7.875% Senior CNY N2017	Debt securities	2014/11/24	2014/11/24
86622	Ministry of Finance of the PRC 2.74% CNY Bonds 2017	Debt securities	2014/11/24	2014/11/24
86623	Ministry of Finance of the PRC 3.00% CNY Bonds 2019	Debt securities	2014/11/24	2014/11/24
86624	Ministry of Finance of the PRC 3.38% CNY Bonds 2024	Debt securities	2014/11/24	2014/11/24
85705	Orient Hongsheng Ltd. 6.50% Guaranteed CNY Bonds 2017	Debt securities	2014/11/27	2014/11/27
85706	Yufu Eternity Ltd. 5.625% Guaranteed CNY Notes 2017	Debt securities	2014/11/27	2014/11/27
85707	Carnival Group Int'l Holdings Ltd. 11.50% Senior CNY B2016	Debt securities	2014/12/05	2014/12/05
84602	ICBC RMB 6.00% Non-Cum, Non-Part, Perpetual Offshore PrefShs	Equity	2014/12/11	2014/12/11
85708	Zhuhai Da Heng Qin Invest 4.75% Credit Enhanced CNY B2017	Debt securities	2014/12/12	2014/12/12
86625	Ministry of Finance of the PRC 2.93% CNY Bonds 2016	Debt securities	2014/12/12	2014/12/12
85709	Golden Wheel Tiandi Holdings Co Ltd. 10.80% Senior CNY N2017	Debt securities	2014/12/17	2014/12/17
85710	Jingneng Clean Energy Invest 4.30% Senior Guar CNY B2017	Debt securities	2014/12/24	2014/12/24
83122 **	CSOP China Ultra Short-Term Bond ETF	ETF	2015/01/20	2015/01/20
85711	Asia Pacific Ports Dev Co. 4.50% Credit Enhanced CNY B2018	Debt securities	2015/02/18	2015/02/18
85712	Haitong International Securities Group Ltd. 4.50% CNY N2018	Debt securities	2015/02/27	2015/02/27
85713	Golden Bauhinia Investment Hldgs 6.50% Guar. CNY Bonds 2018	Debt securities	2015/03/06	2015/03/06
83095 **	Value China A-Share ETF	ETF	2015/03/24	2015/03/24
85714	Shenzhen Qianhai Fin Hldgs 4.55% Credit Enhanced CNY B2017	Debt securities	2015/04/29	2015/04/29
85715	China New Town Finance I Ltd. 5.50% Senior Guar. CNY N2018	Debt securities	2015/05/07	2015/05/07
83147 **	CSOP SZSE ChiNext ETF	ETF	2015/05/15	2015/05/15
83150 **	Harvest CSI Smallcap 500 Index ETF	ETF	2015/05/21	2015/05/21
86626	Ministry of Finance of the PRC 2.80% CNY Bonds 2018	Debt securities	2015/05/22	2015/05/22
86627	Ministry of Finance of the PRC 3.00% CNY Bonds 2020	Debt securities	2015/05/22	2015/05/22
86628	Ministry of Finance of the PRC 3.36% CNY Bonds 2022	Debt securities	2015/05/22	2015/05/22
86629	Ministry of Finance of the PRC 3.39% CNY Bonds 2025	Debt securities	2015/05/22	2015/05/22
86630	Ministry of Finance of the PRC 3.60% CNY Bonds 2030	Debt securities	2015/05/22	2015/05/22
86631	Ministry of Finance of the PRC 4.10% CNY Bonds 2045	Debt securities	2015/05/22	2015/05/22
85716	Southwest Securities Int'l Securities Ltd. 6.45% CNY B2018	Debt securities	2015/05/29	2015/05/29
85717	Lenovo Group Ltd. 4.95% CNY Notes 2020	Debt securities	2015/06/10	2015/06/10
85718	Unican Ltd. 5.15% Guaranteed CNY Notes 2018	Debt securities	2015/07/03	2015/07/03

List of listed RMB securities products *(continued)*

End of 2015

Code	Securities	Type	Listing date	First trading date
83156 ^{*#}	GFI MSCI China A International ETF	ETF	2015/07/29	2015/07/29
85719	Rosy Capital Global Ltd. 5.25% Guaranteed CNY Notes 2018	Debt securities	2015/07/31	2015/07/31
85720	HNA Tourism Finance Ltd. 9.25% Guaranteed CNY Notes 2017	Debt securities	2015/08/13	2015/08/13
82828 [*]	Hang Seng H-Share Index ETF	ETF	2015/09/04	2015/09/04
82833 [*]	Hang Seng Index ETF	ETF	2015/09/04	2015/09/04
83129 ^{*#}	CSOP China CSI 300 Smart ETF	ETF	2015/10/23	2015/10/23
83149 ^{*#}	CSOP MSCI China A International ETF	ETF	2015/11/26	2015/11/26
85721	Huarui Investment Holding Co Ltd 5.25% Guar.CNY Bonds 2018	Debt securities	2015/11/27	2015/11/27
85722	China Construction Bank (Asia) Corp Ltd.4.00% CNY Notes 2017	Debt securities	2015/11/27	2015/11/27
86632	Ministry of Finance of the PRC 3.29% CNY Bonds 2018	Debt securities	2015/12/01	2015/12/01
86633	Ministry of Finance of the PRC 3.40% CNY Bonds 2020	Debt securities	2015/12/01	2015/12/01
86634	Ministry of Finance of the PRC 3.31% CNY Bonds 2025	Debt securities	2015/12/01	2015/12/01
86635	Ministry of Finance of the PRC 4.00% CNY Bonds 2035	Debt securities	2015/12/01	2015/12/01
86636	Ministry of Finance of the PRC 3.45% CNY Bonds 2017	Debt securities	2015/12/21	2015/12/21
85723	Charming Light Investments Ltd. 5.50% CNY Notes 2025	Debt securities	2015/12/30	2015/12/30

* Securities traded in dual counters for RMB and HKD

RQFII A-share ETF

^ First listed on 6 August 2003 and traded in HKD on counter 737

Trading value and number of deals, 2014 – 2015

SouthBound									
		Trading Value				Number of deals			
		Buy		Sell		Buy		Sell	
Year/Month	No. of trading days	Total (HK\$mil)	Average daily	Total (HK\$mil)	Average daily	Total	Average daily	Total	Average daily
2014	28	19,579.59	699.27	6,431.41	229.69	347,854	12,423	120,767	4,313
2015	229	452,438.92	1,975.72	325,261.90	1,420.36	6,850,305	29,914	4,840,021	21,135
2015	Jan	23,260.55	1,163.03	7,459.21	372.96	360,103	18,005	125,711	6,285
	Feb	6,207.04	477.46	4,010.80	308.52	130,232	10,017	77,047	5,926
	Mar	23,335.60	1,060.71	12,297.31	558.97	402,090	18,276	197,002	8,954
	Apr	143,870.02	7,572.11	91,197.47	4,799.87	1,641,842	86,412	1,016,828	53,517
	May	58,049.82	3,055.25	45,361.18	2,387.43	743,735	39,143	624,337	32,859
	Jun	45,822.42	2,411.71	36,964.38	1,945.49	666,842	35,096	512,691	26,983
	Jul	43,466.40	1,975.75	49,530.60	2,251.39	692,057	31,457	686,032	31,183
	Aug	26,573.82	1,265.42	24,399.01	1,161.86	573,508	27,309	458,896	21,852
	Sep	14,398.97	959.93	10,892.92	726.19	321,839	21,455	239,658	15,977
	Oct	13,490.02	843.13	14,135.83	883.49	286,864	17,929	305,707	19,106
	Nov	22,354.07	1,064.48	15,388.22	732.77	456,264	21,726	302,734	14,415
	Dec	31,610.17	1,436.83	13,624.97	619.32	574,929	26,133	293,378	13,335

NorthBound									
		Trading Value				Number of deals			
		Buy		Sell		Buy		Sell	
Year/Month	No. of trading days	Total (RMB mil)	Average daily	Total (RMB mil)	Average daily	Total	Average daily	Total	Average daily
2014	30	118,041.13	3,934.70	49,470.69	1,649.02	2,545,005	84,833	1,065,810	35,527
2015	231	744,796.27	3,224.23	726,267.71	3,144.02	20,928,419	90,599	21,946,861	95,008
2015	Jan	55,604.07	2,780.20	44,282.74	2,214.14	1,525,651	76,282	1,127,675	56,383
	Feb	41,620.35	2,774.69	25,872.29	1,724.82	1,190,042	79,336	797,233	53,148
	Mar	73,654.36	3,347.93	63,875.45	2,903.43	1,838,546	83,570	1,750,795	79,581
	Apr	75,767.87	4,209.33	79,344.21	4,408.01	1,701,491	94,527	2,144,325	119,129
	May	82,388.52	4,577.14	68,163.09	3,786.84	1,843,182	102,399	1,921,738	106,763
	Jun	116,553.96	5,827.70	110,660.44	5,533.02	2,787,941	139,397	3,092,386	154,619
	Jul	82,394.94	3,745.22	113,889.03	5,176.77	2,236,618	101,664	2,874,348	130,652
	Aug	71,071.10	3,384.34	49,639.57	2,363.79	2,158,985	102,808	1,960,612	93,362
	Sep	41,665.48	2,314.75	40,211.43	2,233.97	1,610,877	89,493	1,625,577	90,309
	Oct	33,213.51	2,214.23	37,694.63	2,512.98	1,298,885	86,592	1,299,282	86,618
	Nov	42,211.78	2,010.08	58,757.86	2,797.99	1,511,108	71,957	1,932,099	92,004
	Dec	28,650.34	1,364.30	33,876.98	1,613.19	1,225,093	58,337	1,420,791	67,656

20 most active stocks (northbound) (in dollars)

Rank	Stock Code	Stock Name	Buy Trades (RMB mil)	Sell Trades (RMB mil)	Turnover (Buy + Sell Trades) (RMB mil)	% of Northbound Total
1	601318	PING AN INSURANCE	57,830.19	62,529.51	120,359.70	8.18
2	600519	KWEICHOW MOUTAI	27,265.69	21,534.22	48,799.91	3.32
3	600030	CITIC SECURITIES	20,899.04	22,173.62	43,072.66	2.93
4	600036	CHINA MERCHANTS BANK	20,529.13	21,583.87	42,113.00	2.86
5	600104	SAIC MOTOR	14,758.06	17,267.05	32,025.10	2.18
6	600887	INNER MONGOLIA YILI INDUSTRIAL	15,733.52	14,829.24	30,562.76	2.08
7	601398	INDUSTRIAL AND COMMERCIAL BANK OF CHINA	13,893.64	15,652.36	29,546.00	2.01
8	601006	DAQIN RAILWAY	12,463.12	16,636.91	29,100.03	1.98
9	601166	INDUSTRIAL BANK	14,163.11	14,141.05	28,304.16	1.92
10	600009	SHANGHAI INTERNATIONAL AIRPORT	13,413.88	10,566.70	23,980.59	1.63
11	600016	CHINA MINSHENG BANKING	11,533.12	10,530.56	22,063.68	1.50
12	600837	HAITONG SECURITIES	10,848.64	10,722.86	21,571.50	1.47
13	601601	CHINA PACIFIC INSURANCE	10,122.24	11,408.18	21,530.42	1.46
14	600000	SHANGHAI PUDONG DEVELOPMENT BANK	10,167.15	11,361.94	21,529.09	1.46
15	600585	ANHUI CONCH CEMENT	10,050.23	10,807.12	20,857.35	1.42
16	601988	BANK OF CHINA	9,969.66	10,530.46	20,500.12	1.39
17	601668	CHINA STATE CONSTRUCTION ENGINEERING	8,943.76	9,240.50	18,184.26	1.24
18	601766	CRRC CORPORATION	7,906.77	8,642.25	16,549.02	1.12
19	601989	CHINA SHIPBUILDING INDUSTRY	8,641.04	7,654.56	16,295.61	1.11
20	600690	QINGDAO HAIER	8,078.11	8,083.03	16,161.14	1.10
Total			307,210.12	315,895.98	623,106.09	42.36
Northbound Total			744,796.27	726,267.71	1,471,063.98	100.00

20 most active stocks (southbound) (in dollars)

Rank	Stock Code	Stock Name	Buy Trades (HK\$mil)	Sell Trades (HK\$mil)	Turnover (Buy + Sell Trades) (HK\$mil)	% of Southbound Total
1	01766	CRRC	13,541.92	12,594.24	26,136.15	3.36
2	00493	GOME	11,925.41	9,958.59	21,884.00	2.81
3	02727	SH ELECTRIC	10,707.02	9,385.43	20,092.45	2.58
4	06837	HAITONG SEC	10,158.63	8,868.78	19,027.41	2.45
5	03333	EVERGRANDE	8,929.43	8,720.41	17,649.84	2.27
6	01816	CGN POWER	9,333.63	7,200.93	16,534.56	2.13
7	00388	HKEX	8,353.21	5,872.39	14,225.59	1.83
8	01060	ALI PICTURES	8,087.07	5,436.17	13,523.24	1.74
9	00566	HANERGY TFP	6,811.13	5,009.51	11,820.64	1.52
10	00700	TENCENT	6,732.75	4,864.67	11,597.42	1.49
11	02883	CHINA OILFIELD	6,359.25	4,562.63	10,921.88	1.40
12	03888	KINGSOFT	6,127.29	4,743.38	10,870.67	1.40
13	06199	CHINA CNR	6,842.51	3,979.29	10,821.80	1.39
14	00998	CITIC BANK	6,647.55	4,139.18	10,786.74	1.39
15	00981	SMIC	5,695.10	4,206.46	9,901.55	1.27
16	00656	FOSUN INTL	5,898.06	3,407.51	9,305.57	1.20
17	03988	BANK OF CHINA	5,882.40	3,321.35	9,203.75	1.18
18	02866	CSCL	5,147.02	4,019.71	9,166.73	1.18
19	00390	CHINA RAILWAY	4,759.54	3,901.70	8,661.23	1.11
20	06030	CITIC SEC	4,647.06	3,992.20	8,639.26	1.11
Total			152,585.99	118,184.50	270,770.49	34.82
Southbound Total			452,438.92	325,261.90	777,700.83	100.00

Stock trading value, 1970 - 2015

HK\$mil

Year	Whole year value	No. of trading days	Average daily	High day (*)		Low day (*)	
				Value	Date	Value	Date
1970	6,056.13	294	20.60	56.69	03/10	6.15	06/09
1971	14,806.21	276	53.65	211.39	09/20	9.12	03/01
1972	42,907.54	247	173.71	659.34	11/10	21.48	02/02
1973	48,880.44	245	199.51	704.69	02/08	35.39	08/29
1974	11,436.70	245	46.68	219.33	06/17	10.91	12/05
1975	10,359.91	246	42.11	167.46	03/06	9.00	01/06
1976	13,183.31	248	53.16	223.42	02/26	9.72	07/26
1977	6,132.43	246	24.93	67.47	04/18	8.54	10/10
1978	27,445.86	244	112.48	410.91	08/18	9.39	02/10
1979	25,632.21	246	104.20	407.69	09/26	18.39	01/02
1980	95,670.54	246	388.90	1,424.95	11/03	47.58	04/09
1981	105,970.90	244	434.31	991.92	06/12	132.90	10/26
1982	46,221.25	247	187.13	2,064.18	04/26	68.68	12/23
1983	37,166.26	247	150.47	589.22	07/15	40.37	01/04
1984	48,808.70	248	196.81	1,264.27	01/13	38.50	01/03
1985	75,821.03	247	306.97	3,308.08	02/01	116.04	12/23
1986	123,128.35	247	498.50	1,721.13	10/08	124.62	02/05
1987	371,406.46	246	1,509.78	5,407.55	10/02	401.58	04/21
1988	199,480.68	248	804.36	1,889.48	06/15	230.00	09/19
1989	299,146.70	246	1,216.04	3,673.60	05/23	290.01	07/18
1990	288,714.90	248	1,164.17	3,280.82	08/07	338.36	12/28
1991	334,103.92	248	1,347.19	3,389.14	07/05	241.35	01/02
1992	700,577.50	250	2,802.31	6,420.47	05/25	965.50	01/03
1993	1,222,675.13	249	4,910.34	12,909.44	12/10	1,019.78	01/04
1994	1,137,414.00	248	4,586.35	17,204.66	01/07	1,313.55	07/04
1995	826,800.60	247	3,347.37	9,924.41	05/12	1,385.27	05/01
1996	1,412,242.38	249	5,671.66	13,803.84	12/06	2,734.90	05/27
1997	3,788,959.79	245	15,465.14	46,096.84	08/29	3,253.55	12/29
1998	1,701,112.01	247	6,887.09	79,002.61	08/28	1,221.90	12/28
1999	1,915,940.58	247	7,756.84	17,387.59	11/16	2,100.34	02/22
2000	3,047,565.32	247	12,338.32	35,746.19	02/15	4,565.80	12/27
2001	1,950,086.74	243	8,025.05	17,752.03	04/19	2,906.48	12/27
2002	1,599,074.57	247	6,473.99	12,982.41	05/02	2,734.31	01/02
2003	2,545,675.94	248	10,264.82	34,464.21	12/16	2,136.95	01/02
2004	3,948,350.84	249	15,856.83	38,758.84	01/13	7,378.09	08/17
2005	4,498,095.11	247	18,210.91	34,617.04	03/02	9,835.58	05/24
2006	8,332,633.24	247	33,735.36	76,008.14	10/27	16,451.20	06/19
2007	21,506,271.44	246	87,423.87	209,808.30	10/03	35,013.62	03/15
2008	17,600,713.87	245	71,839.65	156,353.59	01/23	21,951.90	12/29
2009	15,439,486.88	249	62,005.97	146,624.25	05/13	28,531.97	03/12
2010	17,076,412.15	249	68,579.97	138,533.28	10/14	33,995.19	02/18
2011	17,091,116.87	246	69,476.08	124,773.84	08/05	24,466.29	12/30
2012	13,267,508.72	247	53,714.61	127,100.48	03/06	32,641.54	01/03
2013	15,185,792.16	244	62,236.85	128,156.37	02/04	38,487.85	07/22
2014	16,990,272.09	247	68,786.53	147,757.45	12/05	39,200.50	05/26
2015	25,835,958.29	247	104,599.02	291,528.73	09/04	37,862.23	12/29

Records since 1970

High year: 2015

High day: 2015/04/09

Low year: 1970

Low day: 1970/06/09

(*) Only full trading days are included for the records.

Market turnover values since 1993 were adjusted for late reported and rejected sales.

Prior to 2 April 1986, there were four stock exchanges in Hong Kong.

Key statistics for listed stocks (1976-2015)

Year	No. of listed companies	No. of listed securities	Equities funds raised* (HK\$mil)	Market capitalisation (HK\$mil)
1976	295	319	n.a.	56,675
1977	284	315	n.a.	51,278
1978	265	298	n.a.	65,939
1979	262	298	n.a.	112,809
1980	262	309	n.a.	209,753
1981	269	335	n.a.	232,331
1982	273	342	n.a.	131,640
1983	277	351	n.a.	142,094
1984	278	348	n.a.	184,642
1985	279	340	n.a.	269,511
1986	253	335	14,707	419,281
1987	276	412	48,082	419,612
1988	304	479	18,506	580,378
1989	298	479	20,345	605,010
1990	299	520	21,233	650,410
1991	357	597	39,457	949,172
1992	413	749	105,113	1,332,184
1993	477	891	90,005	2,975,379
1994	529	1,006	51,861	2,085,182
1995	542	1,033	39,202	2,348,310
1996	583	1,272	100,018	3,475,965
1997	658	1,533	247,577	3,202,630
1998	680	1,246	38,257	2,661,713
1999	701	1,205	148,120	4,727,527
2000	736	1,294	451,281	4,795,150
2001	756	1,075	58,593	3,885,342
2002	812	1,416	101,413	3,559,099
2003	852	1,598	209,116	5,477,670
2004	892	1,971	276,521	6,629,177
2005	934	2,448	298,660	8,113,333
2006	975	3,184	516,025	13,248,821
2007	1,048	5,896	571,078	20,536,463
2008	1,087	5,654	418,188	10,253,589
2009	1,145	6,441	637,734	17,769,271
2010	1,244	7,730	845,486	20,942,284
2011	1,326	6,551	482,834	17,452,667
2012	1,368	6,723	300,231	21,871,730
2013	1,451	8,330	369,822	23,908,804
2014	1,548	8,856	929,399	24,892,419
2015	1,644	8,792	1,093,551	24,425,555

Year-end figures

n.a. Not available

* Equities funds raised prior to 1990 do not include share option scheme.

Highest turnover records Main Board

Year		
Rank	Value (HK\$mil)	Year
1	25,835,958.29	2015
2	21,506,271.44	2007
3	17,600,713.87	2008
4	17,091,116.87	2011
5	17,076,412.14	2010
6	16,990,272.09	2014
7	15,439,486.88	2009
8	15,185,792.16	2013
9	13,267,508.72	2012
10	8,332,633.24	2006

Quarter		
Rank	Value (HK\$mil)	Quarter/Year
1	9,762,437.27	2/2015
2	8,306,624.27	4/2007
3	6,343,886.31	3/2015
4	6,102,056.58	3/2007
5	5,901,036.22	1/2008
6	5,494,945.12	4/2010
7	5,240,239.32	1/2015
8	4,970,894.65	4/2014
9	4,684,220.74	1/2011
10	4,623,402.28	2/2008

Month		
Rank	Value (HK\$mil)	Month/Year
1	3,764,713.11	04/2015
2	3,473,846.35	10/2007
3	3,096,229.47	06/2015
4	2,993,364.29	11/2007
5	2,901,494.69	05/2015
6	2,746,953.45	07/2015
7	2,623,012.43	01/2008
8	2,154,141.65	11/2010
9	2,152,013.07	08/2007
10	2,071,514.56	09/2007

Day		
Rank	Value (HK\$mil)	Date
1	291,528.73	2015/04/09
2	263,636.12	2015/04/13
3	250,031.84	2015/04/08
4	237,596.69	2015/04/14
5	235,970.30	2015/07/08
6	221,144.86	2015/04/10
7	216,146.34	2015/04/15
8	214,530.81	2015/04/17
9	212,706.95	2015/07/06
10	212,071.03	2015/07/09

Main Board and GEM

Year		
Rank	Value (HK\$mil)	Year
1	26,090,621.56	2015
2	21,665,529.92	2007
3	17,652,800.86	2008
4	17,210,077.74	2010
5	17,155,730.33	2014
6	17,154,074.38	2011
7	15,515,248.69	2009
8	15,264,629.96	2013
9	13,301,049.76	2012
10	8,376,311.12	2006

Quarter		
Rank	Value (HK\$mil)	Quarter/Year
1	9,894,068.82	2/2015
2	8,339,767.42	4/2007
3	6,395,260.35	3/2015
4	6,156,615.82	3/2007
5	5,922,420.08	1/2008
6	5,533,486.38	4/2010
7	5,272,006.50	1/2015
8	5,005,118.22	4/2014
9	4,706,837.99	1/2011
10	4,640,846.32	2/2008

Month		
Rank	Value (HK\$mil)	Month/Year
1	3,801,844.34	04/2015
2	3,487,325.59	10/2007
3	3,143,397.12	06/2015
4	3,007,223.67	11/2007
5	2,948,827.35	05/2015
6	2,773,195.27	07/2015
7	2,629,311.19	01/2008
8	2,168,466.42	08/2007
9	2,168,191.68	11/2010
10	2,083,138.17	09/2007

Day		
Rank	Value (HK\$mil)	Date
1	293,910.76	2015/04/09
2	266,098.63	2015/04/13
3	252,396.05	2015/04/08
4	239,903.34	2015/04/14
5	237,429.14	2015/07/08
6	222,888.83	2015/04/10
7	218,018.39	2015/04/15
8	215,953.40	2015/04/17
9	214,812.39	2015/07/06
10	213,825.66	2015/07/09

Note: Market turnover values since January 1993 were adjusted for late reported and rejected sales.
 Turnover value traded in non-HKD currency securities have been included start from 29 November 2010

10 largest day-to-day fluctuations in stock price indices

S&P/HKEX LargeCap Index 1998-2015

Rank	% up	Date	Closing index
1	15.04	1998/02/02	11001.95
2	14.29	2008/10/28	15507.37
3	12.64	2008/10/30	17632.61
4	10.97	2008/01/23	29340.77
5	10.09	2008/10/13	19931.74
6	9.95	1998/10/16	10078.68
7	9.29	2008/09/19	23629.69
8	9.20	1998/09/07	8013.39
9	8.75	1998/08/14	7133.91
10	8.28	2008/12/08	18707.83

28 February 2003 = 10000

Rank	% down	Date	Closing index
1	12.59	2008/10/27	13569.03
2	9.82	1998/01/12	8439.81
3	8.87	2001/09/12	10522.63
4	8.70	2000/04/17	15693.12
5	8.67	2008/01/22	26440.70
6	8.19	2008/10/24	15523.90
7	8.14	2008/10/08	18980.80
8	7.53	1998/08/31	7089.75
9	7.49	2008/10/10	18104.89
10	6.91	2000/01/05	16613.10

Rank	Points up	Date	Closing index
1	2900.07	2008/01/23	29340.77
2	2009.16	2008/09/19	23629.69
3	1978.01	2008/10/30	17632.61
4	1938.34	2008/10/28	15507.37
5	1907.46	2008/01/25	30474.42
6	1826.85	2008/10/13	19931.74
7	1690.88	2007/11/14	35076.20
8	1594.62	2008/03/25	27333.87
9	1478.44	2007/08/20	25881.95
10	1438.53	1998/02/02	11001.95

Rank	Points down	Date	Closing index
1	2509.29	2008/01/22	26440.70
2	1954.87	2008/10/27	13569.03
3	1916.47	2007/11/05	35248.33
4	1791.06	2015/07/08	28851.92
5	1703.15	2008/01/16	29740.34
6	1682.08	2008/10/08	18980.80
7	1654.93	2008/01/21	28949.99
8	1592.80	2008/02/06	28621.00
9	1495.17	2000/04/17	15693.12
10	1469.53	2015/08/24	26101.09

Hang Seng Index 1970-2015

Rank	% up	Date	Closing index
1	18.82	1997/10/29	10765.30
2	14.41	1973/02/09	1449.91
3	14.35	2008/10/28	12596.29
4	14.33	1998/02/02	10578.60
5	13.36	1974/11/27	185.17
6	13.20	1973/02/02	1098.86
7	13.20	1973/04/11	926.45
8	12.82	2008/10/30	14329.85
9	12.35	1975/01/27	209.62
10	11.71	1973/07/18	602.34

31 July 1964 = 100

Rank	% down	Date	Closing index
1	33.33	1987/10/26	2241.69
2	21.75	1989/06/05	2093.61
3	13.70	1997/10/28	9059.89
4	13.31	1973/03/26	1229.28
5	12.70	2008/10/27	11015.84
6	11.48	1973/04/10	818.39
7	11.43	1972/11/13	672.62
8	11.12	1987/10/19	3362.39
9	10.78	1989/05/22	2806.57
10	10.41	1997/10/23	10426.30

Rank	Points up	Date	Closing index
1	2332.54	2008/01/23	24090.17
2	1705.41	1997/10/29	10765.30
3	1695.27	2008/09/19	19327.73
4	1627.78	2008/10/30	14329.85
5	1583.10	2008/01/25	25122.37
6	1580.45	2008/10/28	12596.29
7	1515.29	2008/10/13	16312.16
8	1362.66	2007/11/14	29166.01
9	1356.30	2008/03/25	22464.52
10	1326.24	1998/02/02	10578.60

Rank	Points down	Date	Closing index
1	2061.23	2008/01/22	21757.63
2	1602.54	2008/10/27	11015.84
3	1526.02	2007/11/05	28942.32
4	1458.75	2015/07/08	23516.56
5	1438.31	1997/10/28	9059.89
6	1386.93	2008/01/16	24450.85
7	1383.01	2008/01/21	23818.86
8	1380.39	2000/04/17	14762.37
9	1372.03	2008/10/08	15431.73
10	1339.24	2008/02/06	23469.46

World stock market indices (2011 – 2015)

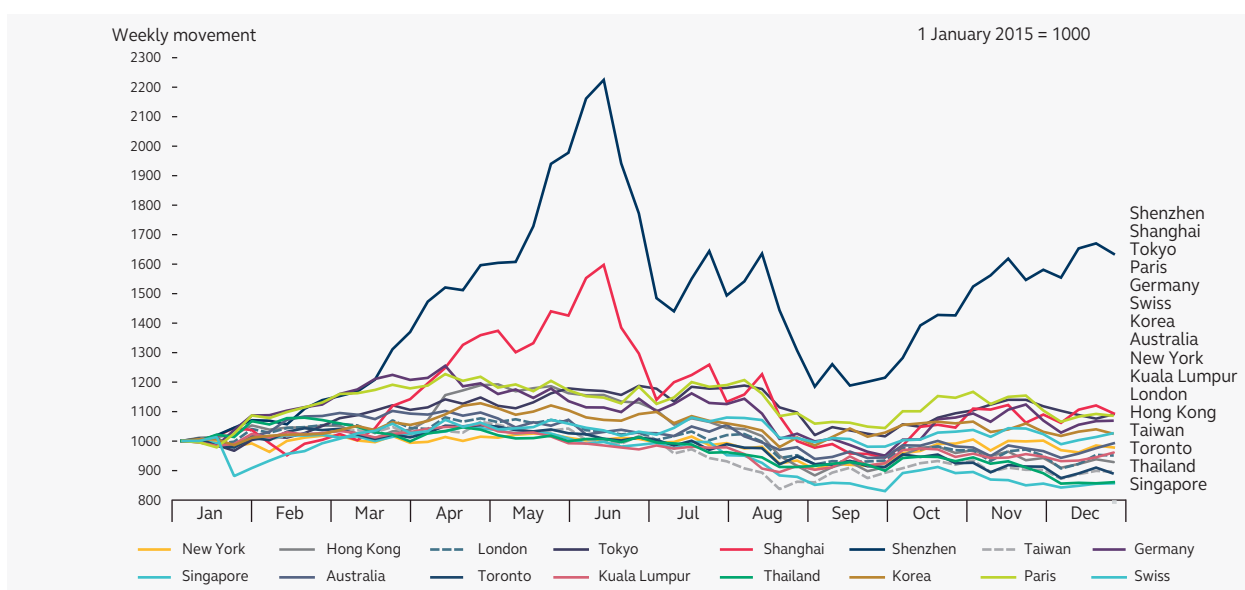
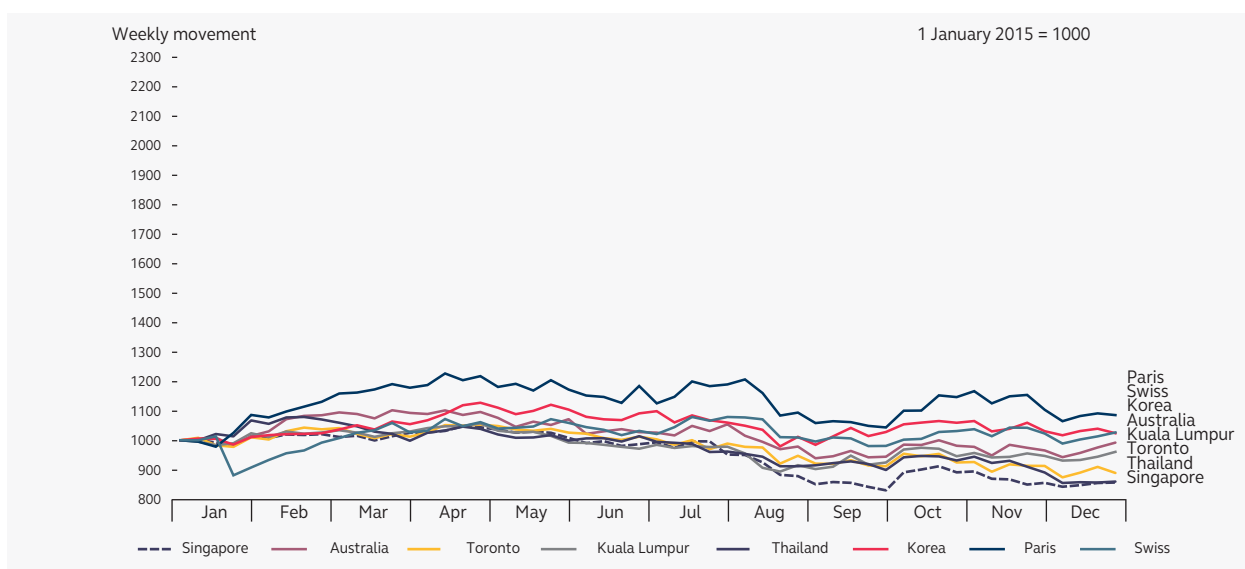
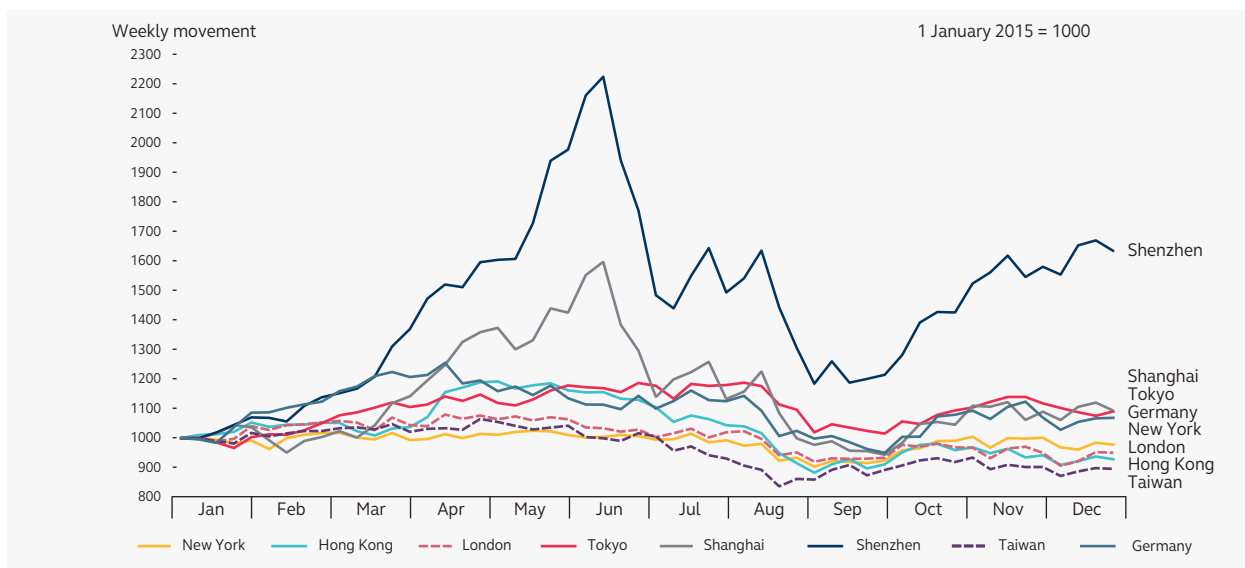
Year/ Month	AUSTRALIA All Ordinaries Index	GERMANY DAX Kursindex	HONG KONG Hang Seng Index	KOREA KOSPI Index	KUALA LUMPUR Composite Index	LONDON FTSE 100 Index	NEW YORK DJIA Index	PARIS CAC 40 Index
2011	4111.04	3346.06	18434.39	1825.74	1530.73	5572.30	12217.56	3159.81
2012	4664.59	4161.30	22656.92	1997.05	1688.95	5897.80	13104.14	3641.07
2013	5353.08	5051.89	23306.39	2011.34	1866.96	6749.09	16576.66	4295.95
2014	5388.60	5044.71	23605.04	1915.59	1761.25	6566.09	17823.07	4272.75
2015	5344.56	5390.31	21914.40	1961.31	1692.51	6242.32	17425.03	4637.06
2015								
Jan	5551.58	5486.32	24507.05	1949.26	1781.26	6749.40	17164.95	4604.25
Feb	5898.48	5847.48	24823.29	1985.80	1821.21	6946.66	18132.70	4951.48
Mar	5861.92	6137.77	24900.89	2041.03	1830.78	6773.04	17776.12	5033.64
Apr	5773.67	5847.84	28133.00	2127.17	1818.27	6960.63	17840.52	5046.49
May	5774.95	5726.71	27424.19	2114.80	1747.52	6984.43	18010.68	5007.89
Jun	5451.20	5491.63	26250.03	2074.20	1706.64	6520.98	17619.51	4790.20
Jul	5681.69	5674.27	24636.28	2030.16	1723.14	6696.28	17689.86	5082.61
Aug	5222.08	5147.68	21670.58	1941.49	1612.74	6247.94	16528.03	4652.95
Sep	5058.60	4847.12	20846.30	1962.81	1621.04	6061.61	16284.70	4455.29
Oct	5288.56	5444.06	22640.04	2029.47	1665.71	6361.09	17663.54	4897.66
Nov	5218.19	5711.03	21996.42	1991.97	1672.16	6356.09	17719.92	4957.60
Dec	5344.56	5390.31	21914.40	1961.31	1692.51	6242.32	17425.03	4637.06

Note: Month-end or year-end figures.

Year/ Month	SHANGHAI A-Share Index	SHENZHEN A-Share Index	SINGAPORE Straits Times Index	SWITZERLAND SPI General Index	TAIWAN Weighted Index	THAILAND SET Index	TOKYO Nikkei 225 Index	TORONTO S&P/TSX Composite Index
2011	2304.12	906.91	2646.35	5343.52	7072.08	1025.32	8455.35	11955.09
2012	2376.04	919.80	3167.08	6290.52	7699.50	1391.93	10395.18	12433.53
2013	2214.49	1103.81	3167.43	7838.00	8611.51	1298.71	16291.31	13621.55
2014	3388.63	1478.45	3365.15	8857.03	9307.26	1497.67	17450.77	14632.44
2015	3704.29	2415.50	2882.73	9093.97	8338.06	1288.02	19033.71	13009.95
2015								
Jan	3363.87	1580.27	3391.20	8262.63	9361.91	1581.25	17674.39	14673.48
Feb	3468.70	1703.65	3402.86	8921.78	9622.10	1587.01	18797.94	15234.34
Mar	3928.24	2048.42	3447.01	9137.24	9586.44	1505.94	19206.99	14902.44
Apr	4653.83	2371.24	3487.39	9208.19	9820.05	1526.74	19520.01	15224.52
May	4829.13	2922.63	3392.11	9377.54	9701.07	1496.05	20563.15	15014.09
Jun	4479.90	2577.47	3317.33	8918.62	9323.02	1504.55	20235.73	14553.33
Jul	3838.07	2207.79	3202.50	9559.21	8665.34	1440.12	20585.24	14468.44
Aug	3358.81	1872.50	2921.44	8984.61	8174.92	1382.41	18890.48	13859.12
Sep	3197.37	1795.36	2790.89	8679.82	8181.24	1349.00	17388.15	13306.96
Oct	3542.16	2107.80	2998.35	9133.48	8554.31	1394.94	19083.10	13529.17
Nov	3607.39	2305.80	2855.94	9232.94	8320.61	1359.70	19747.47	13469.83
Dec	3704.29	2415.50	2882.73	9093.97	8338.06	1288.02	19033.71	13009.95

Note: Month-end or year-end figures.

World stock market indices (2015)

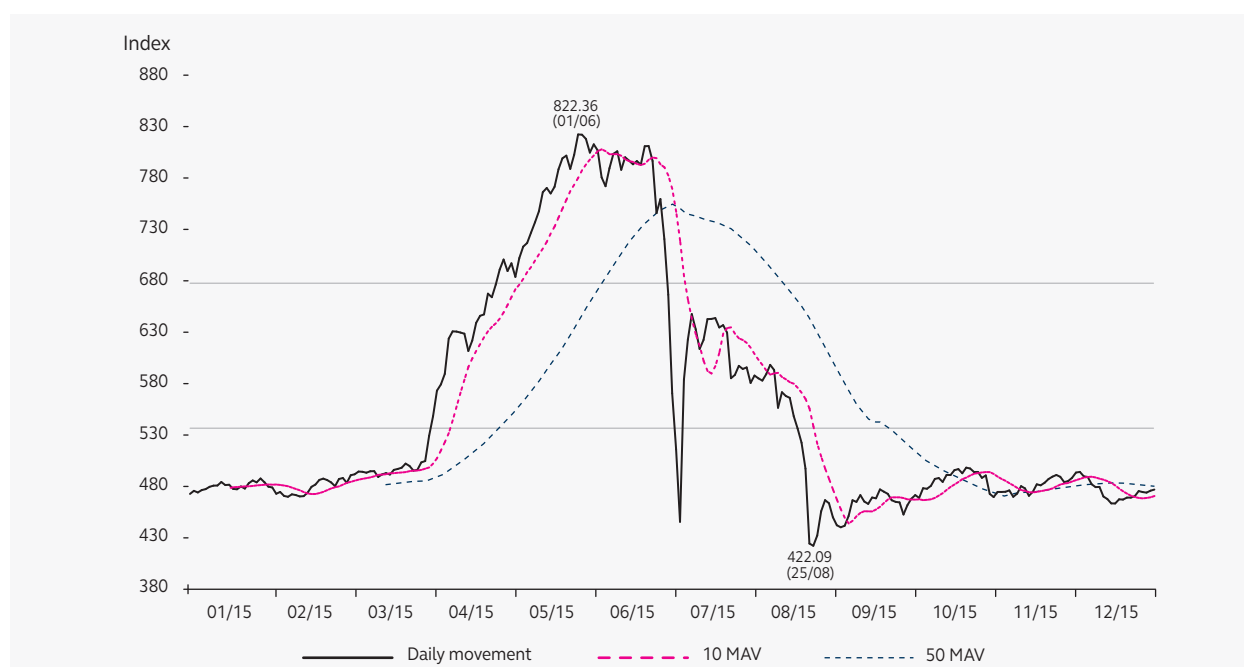


S&P/HKEX GEM Index, daily closing (2015)

28 February 2003 = 1000

Date	Jan	Feb	Mar	Apr	May	Jun	Jul	Aug	Sep	Oct	Nov	Dec
1	-	-	-	529.16	-	822.36	-	-	449.80	-	-	488.18
2	472.55	478.81	488.05	548.09	-	822.13	720.58	-	442.06	467.87	472.58	493.33
3	-	472.71	483.35	-	-	818.02	666.40	580.58	-	-	469.51	493.97
4	-	474.46	490.72	-	700.66	804.69	-	587.74	440.09	-	474.48	489.65
5	475.56	470.59	491.65	-	689.46	812.75	-	585.01	-	471.39	474.46	-
6	473.97	469.77	494.31	-	696.98	-	570.49	582.83	-	468.70	474.63	-
7	476.28	-	-	-	683.77	-	515.93	589.17	441.59	478.09	-	489.05
8	477.23	-	-	573.06	702.02	806.83	445.44	-	451.04	477.57	-	481.97
9	479.47	472.16	494.09	579.08	-	780.59	583.89	-	466.42	480.40	475.97	479.18
10	-	471.43	493.19	589.40	-	771.98	622.73	598.14	464.79	-	469.75	479.35
11	-	470.11	494.62	-	713.20	789.49	-	593.22	471.38	-	472.82	470.03
12	480.62	470.39	494.68	-	716.72	803.50	-	556.39	-	487.13	480.12	-
13	480.72	473.75	489.08	623.71	726.86	-	647.57	571.52	-	488.01	477.91	-
14	484.13	-	-	630.73	736.81	-	632.79	567.82	465.15	484.24	-	467.58
15	481.18	-	-	630.54	747.52	806.01	613.61	-	462.86	491.04	-	463.33
16	481.48	479.47	491.54	629.59	-	787.97	622.45	-	469.05	490.93	470.73	463.25
17	-	481.67	492.79	628.47	-	800.19	642.66	566.06	468.28	-	474.67	467.29
18	-	486.19	491.41	-	766.22	796.87	-	548.28	476.94	-	481.88	467.05
19	477.44	-	495.93	-	770.25	793.35	-	536.12	-	495.68	480.93	-
20	477.06	-	496.84	611.68	764.94	-	642.84	522.37	-	496.71	483.41	-
21	479.81	-	-	621.77	771.44	-	643.67	497.10	474.72	-	-	468.96
22	477.73	-	-	639.06	788.45	796.48	634.56	-	472.62	492.65	-	468.97
23	482.99	487.43	498.06	645.88	-	793.01	636.79	-	466.39	498.12	487.02	470.36
24	-	486.02	502.03	647.23	-	810.93	629.54	424.28	464.82	-	489.33	475.34
25	-	483.76	499.77	-	-	811.09	-	422.09	464.31	-	490.98	-
26	485.63	480.09	495.25	-	799.14	796.57	-	432.05	-	497.31	489.20	-
27	483.82	487.04	495.94	667.45	801.76	-	585.15	455.67	-	493.87	483.99	-
28	487.56	-	-	663.98	788.87	-	588.38	466.48	-	493.93	-	474.37
29	483.88	-	-	676.26	802.60	745.84	597.19	-	452.51	488.18	-	473.82
30	479.61	-	503.20	690.89	-	759.52	594.17	-	461.58	490.54	485.08	475.68
31	-	-	504.56	-	-	-	595.66	463.46	-	-	-	476.79
High	487.56	487.43	504.56	690.89	802.60	822.36	720.58	598.14	476.94	498.12	490.98	493.97
Low	472.55	469.77	483.35	529.16	683.77	745.84	445.44	422.09	440.09	467.87	469.51	463.25
Avg	479.94	477.55	494.59	622.42	745.67	796.83	610.57	530.78	461.32	486.62	479.02	476.25

S&P/HKEX GEM Index, daily movement (2015)



Number of securities by type on GEM, 2011 – 2015

Type	Year				
	2011	2012	2013	2014	2015
Ordinary shares	170	179	192	204	222
Preference shares	0	0	0	0	0
Warrants	2	1	0	0	1
– Equity warrants	2	1	0	0	1
– Derivative warrants	0	0	0	0	0
Total	172	180	192	204	223

Number of newly listed securities on GEM, 2011-2015

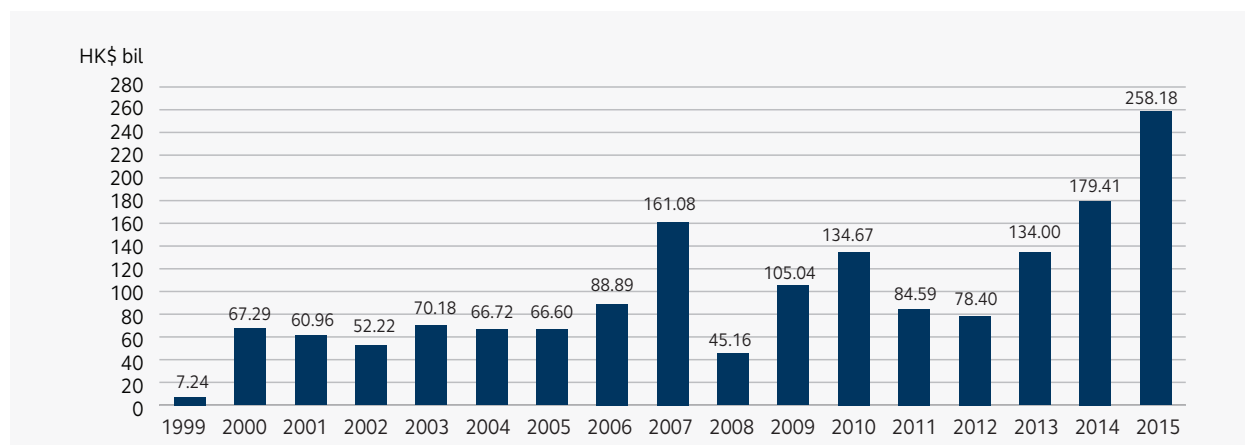
Type	Year				
	2011	2012	2013	2014	2015
Ordinary shares	13	12	23	19	34
Preference shares	0	0	0	0	0
Warrants	1	0	0	0	1
– Equity warrants	1	0	0	0	1
– Derivative warrants	0	0	0	0	0
Total	14	12	23	19	35

Number of delisted securities from GEM, 2011-2015

Type	Year				
	2011	2012	2013	2014	2015
Ordinary shares	12	3	10	7	16
– Withdrawal of listing	0	1	2	0	2
– Transfer of listing on Main Board*	12	2	8	7	14
Warrants – equity	0	1	1	0	0
Total	12	4	11	7	16

* Transfers of listing from GEM to Main Board pursuant to the revised Rule 9.24 of GEM Listing Rules and to the new Chapter 9A of the Main Board Listing Rules effective from 1 July 2008.

Market capitalisation of GEM, 1999 – 2015



Market capitalisation of GEM by Hang Seng Industry Classification System, 2015

Industry Classification *	2015											
	Jan	Feb	Mar	Apr	May	Jun	Jul	Aug	Sep	Oct	Nov	Dec
Energy	1,607.86	1,546.87	1,439.01	2,291.26	2,546.72	3,023.50	2,382.95	2,263.49	1,693.29	1,719.56	1,766.66	1,641.55
Materials	13,130.93	12,929.87	17,498.24	27,086.41	26,647.56	28,406.38	18,961.02	15,336.28	8,026.23	8,319.74	8,298.32	8,564.68
Industrials	6,766.43	6,748.02	5,980.91	11,342.43	12,540.85	12,545.93	10,202.95	8,549.53	18,451.26	21,199.35	20,534.40	21,072.97
Consumer Goods	31,272.06	33,738.79	34,467.24	51,669.66	57,999.80	55,894.51	46,389.56	38,051.65	41,752.27	48,415.76	47,631.00	49,520.07
Consumer Services	39,334.25	38,811.75	44,117.45	55,769.21	61,502.85	58,380.33	48,686.96	43,083.97	48,932.01	47,474.28	49,806.57	57,495.16
Telecommunications	6,745.87	7,987.83	7,552.65	10,900.36	11,432.10	10,585.91	9,747.89	13,860.16	14,658.70	15,569.76	15,075.23	8,459.78
Utilities	1,520.00	1,580.00	2,340.00	3,030.00	2,620.00	2,060.40	2,092.72	2,052.96	1,572.48	2,009.28	2,664.48	3,409.32
Financials	21,457.09	22,354.13	21,332.78	31,811.86	41,828.77	39,717.77	24,787.79	22,277.80	21,899.94	27,113.40	31,403.06	32,675.84
Properties & Construction	5,458.47	6,368.22	11,896.83	13,772.21	13,125.13	17,778.32	12,739.80	12,198.15	15,321.45	15,784.86	14,984.90	17,957.06
Information Technology	51,206.04	52,768.50	60,986.81	85,221.79	104,543.87	97,746.60	69,897.37	50,233.51	51,700.45	65,939.10	56,121.43	57,268.83
Conglomerates	0.00	0.00	0.00	0.00	0.00	0.00	0.00	0.00	149.59	161.10	169.32	110.47
Total	178,498.98	184,833.97	207,611.93	292,895.18	334,787.67	326,139.64	245,889.02	207,907.51	224,157.68	253,706.20	248,455.36	258,175.74

Note: Month-end figures

* Hang Seng Industry Classification System (HSICS) is provided by Hang Seng Indexes Company Limited.

Market capitalisation trends on GEM by Hang Seng Industry Classification System, 2011 – 2015

Industry Classification *	2011										2012										2013										2014										2015									
Energy	3,645.71	(4.31%)	2,701.03	(3.45%)	1,781.94	(1.33%)	1,575.07	(0.88%)	1,641.55	(0.64%)																																								
Materials	9,617.36	(11.37%)	7,347.09	(9.37%)	8,728.95	(6.51%)	11,669.95	(6.50%)	8,564.68	(3.32%)																																								
Industrials	5,673.49	(6.71%)	3,089.99	(3.94%)	5,891.00	(4.40%)	8,299.91	(4.63%)	21,072.97	(8.16%)																																								
Consumer Goods	10,599.90	(12.53%)	10,752.67	(13.72%)	22,656.91	(16.91%)	34,343.86	(19.14%)	49,520.07	(19.18%)																																								
Consumer Services	11,044.50	(13.06%)	17,749.03	(22.64%)	31,846.17	(23.77%)	40,362.00	(22.50%)	57,495.16	(22.27%)																																								
Telecommunications	170.59	(0.20%)	608.54	(0.78%)	578.58	(0.43%)	4,187.89	(2.33%)	8,459.78	(3.28%)																																								
Utilities	4,039.92	(4.78%)	3,376.84	(4.31%)	3,436.59	(2.56%)	1,790.00	(1.00%)	3,409.32	(1.32%)																																								
Financials	3,958.77	(4.68%)	7,053.35	(9.00%)	14,739.52	(11.00%)	21,827.68	(12.17%)	32,675.84	(12.66%)																																								
Properties & Construction	3,454.73	(4.08%)	1,664.38	(2.12%)	2,460.84	(1.84%)	5,607.53	(3.13%)	17,957.06	(6.96%)																																								
Information Technology	31,909.46	(37.72%)	24,056.07	(30.68%)	41,881.56	(31.25%)	49,745.99	(27.73%)	57,268.83	(22.18%)																																								
Conglomerates	474.63	(0.56%)	0.00	(0.00%)	0.00	(0.00%)	0.00	(0.00%)	110.47	(0.04%)																																								
Equity total	84,589.06	(100.00%)	78,398.98	(100.00%)	134,002.06	(100.00%)	179,409.87	(100.00%)	258,175.74	(100.00%)																																								

() % of equity market total

Year-end figures

* Hang Seng Industry Classification System (HSICS) is provided by Hang Seng Indexes Company Limited.

50 leading companies in market capitalisation on GEM

End of 2015

Rank	Code	Company	Issued capital (shares)	Closing price (HK\$)	Market capitalisation (HK\$mil)	% of market total
1	08207	Credit China Holdings Ltd.	3,875,210,000	3.030	11,741.89	4.55
2	08195	L & A International Holdings Ltd.	4,000,000,000	2.610	10,440.00	4.04
3	08279	AGTech Holdings Ltd.	4,594,446,569	2.020	9,280.78	3.59
4	08368	Creative China Holdings Ltd.	1,200,000,000	7.400	8,880.00	3.44
5	08138	Beijing Tong Ren Tang Chinese Medicine Co. Ltd.	837,100,000	9.880	8,270.55	3.20
6	08137	Honbridge Holdings Ltd.	7,861,821,606	0.980	7,704.59	2.98
7	08158	China Regenerative Medicine International Ltd.	17,592,180,000	0.410	7,212.79	2.79
8	08032	Viva China Holdings Ltd.	8,748,292,726	0.800	6,998.63	2.71
9	08147	Millennium Pacific Group Holdings Ltd.	5,227,800,000	1.240	6,482.47	2.51
10	08008	Sunevision Holdings Ltd.	2,322,372,833	2.480	5,759.48	2.23
11	08167	Neo Telemedia Ltd.	9,528,844,345	0.570	5,431.44	2.10
12	08316	Pak Wing Group (Holdings) Ltd.	800,000,000	6.100	4,880.00	1.89
13	08005	Yuxing InfoTech Investment Holdings Ltd.	1,801,428,800	2.600	4,683.71	1.81
14	08021	WLS Holdings Ltd.	12,767,101,072	0.360	4,596.16	1.78
15	08245	On Real International Holdings Ltd.	480,000,000	9.540	4,579.20	1.77
16	08237	Link Holdings Ltd.	3,490,000,000	1.280	4,467.20	1.73
17	08057	Madison Wine Holdings Ltd.	400,000,000	10.380	4,152.00	1.61
18	08193	GreaterChina Professional Services Ltd.	4,857,968,600	0.760	3,692.06	1.43
19	08127	Season Pacific Holdings Ltd.	1,000,000,000	3.560	3,560.00	1.38
20	08140	ICO Group Ltd.	4,000,000,000	0.860	3,440.00	1.33
21	08050	Yunbo Digital Synergy Group Ltd.	1,356,250,000	2.300	3,119.38	1.21
22	08099	China Wood Optimization (Holding) Ltd.	1,000,000,000	3.080	3,080.00	1.19
23	08156	China Vanguard Group Ltd.	3,210,560,068	0.870	2,793.19	1.08
24	08261	Haitian Hydropower International Ltd.	2,184,000,000	1.230	2,686.32	1.04
25	08172	Lajin Entertainment Network Group Ltd.	2,814,801,922	0.920	2,589.62	1.00
26	08097	Pinestone Capital Ltd.	480,000,000	5.280	2,534.40	0.98
27	08325	China Smartpay Group Holdings Ltd.	1,268,429,159	1.990	2,524.17	0.98
28	08083	China Innovationpay Group Ltd.	6,015,766,457	0.415	2,496.54	0.97
29	08326	JC Group Holdings Ltd.	400,000,000	6.240	2,496.00	0.97
30	08361	China Parenting Network Holdings Ltd.	1,026,500,000	2.380	2,443.07	0.95
31	08068	New Universe International Group Ltd.	2,955,697,018	0.810	2,394.11	0.93
32	08077	KVB Kunlun Financial Group Ltd.	2,033,040,000	1.120	2,277.00	0.88
33	08088	AID Partners Capital Holdings Ltd.	7,461,740,884	0.305	2,275.83	0.88
34	08176	EDS Wellness Holdings Ltd.	419,803,000	5.000	2,099.02	0.81
35	08058	Shandong Luoxin Pharmaceutical Group Stock Co., Ltd. – H Shs	164,560,000	12.400	2,040.54	0.79
36	08125	Kate China Holdings Ltd.	330,000,000	6.000	1,980.00	0.77
37	08030	Flying Financial Service Holdings Ltd.	1,530,832,500	1.290	1,974.77	0.76
38	08016	Changhong Jiahua Holdings Ltd.	1,454,652,000	1.330	1,934.69	0.75
39	08218	Echo International Holdings Group Ltd.	800,000,000	2.400	1,920.00	0.74
40	08267	Linekong Interactive Group Co., Ltd.	368,868,464	4.940	1,822.21	0.71
41	08315	King Force Security Holdings Ltd.	6,400,000,000	0.280	1,792.00	0.69
42	08078	China 3D Digital Entertainment Ltd.	3,832,758,224	0.455	1,743.90	0.68
43	08246	Northern New Energy Holdings Ltd.	429,160,000	4.000	1,716.64	0.66
44	08123	First China Financial Network Holdings Ltd.	6,498,958,120	0.260	1,689.73	0.65
45	08260	Zebra Strategic Holdings Ltd.	934,000,000	1.800	1,681.20	0.65
46	08143	Hua Xia Healthcare Holdings Ltd.	1,699,249,944	0.980	1,665.26	0.65
47	08155	South China Land Ltd.	11,178,498,344	0.147	1,643.24	0.64
48	08311	Perfect Optronics Ltd.	1,483,687,151	1.070	1,587.55	0.61
49	08132	China Oil Gangran Energy Group Holdings Ltd.	9,700,518,922	0.163	1,581.18	0.61
50	08090	China Assurance Finance Group Ltd.	1,679,560,000	0.850	1,427.63	0.55
Total					190,262.16	73.69
Equity total					258,175.74	100.00

Trading value and volume for GEM, 2011 – 2015

Year/Month	No. of trading days	Value (HK\$mil)		Volume (mil of shares)		Deals		
		Total	Average daily	Total	Average daily	Total	Average daily	
2011	246	62,957.51	255.92	285,503.28	1,160.58	1,721,719	6,999	
2012	247	33,541.03	135.79	154,803.15	626.73	1,107,126	4,482	
2013	244	78,837.80	323.11	229,284.85	939.69	2,241,521	9,187	
2014	247	165,458.24	669.87	357,646.58	1,447.96	4,346,364	17,597	
2015	247	254,663.27	1,031.03	602,894.91	2,440.87	6,324,001	25,603	
2015	Jan	21	10,331.72	491.99	26,738.63	1,273.27	306,512	14,596
	Feb	18	6,524.81	362.49	16,266.39	903.69	201,179	11,177
	Mar	22	14,910.66	677.76	31,097.96	1,413.54	404,973	18,408
	Apr	19	37,131.23	1,954.28	68,790.22	3,620.54	809,230	42,591
	May	19	47,332.67	2,491.19	89,904.03	4,731.79	993,848	52,308
	Jun	22	47,167.65	2,143.98	95,460.83	4,339.13	1,011,946	45,998
	Jul	22	26,241.82	1,192.81	62,081.27	2,821.88	686,347	31,198
	Aug	21	14,053.71	669.22	40,952.80	1,950.13	388,544	18,502
	Sep	20	11,078.51	553.93	35,236.84	1,761.84	307,778	15,389
	Oct	20	15,718.70	785.94	54,276.29	2,713.81	500,152	25,008
	Nov	21	12,981.90	618.19	49,281.42	2,346.73	405,936	19,330
	Dec	22	11,189.89	508.63	32,808.24	1,491.28	307,556	13,980

Notes: Turnover value traded in non-HKD currency securities have been included start from 29 November 2010..

Trading value for GEM by Hang Seng Industry Classification System, 2015

Industry Classification *	No. of issue #	Equity turnover		Annual turnover velocity (%)
		HK\$mil	% of total	
Energy	4	1,713.04	0.67	104.35
Materials	17	14,928.00	5.86	174.30
Industrials	23	11,047.31	4.34	52.42
Consumer Goods	37	40,560.96	15.93	81.91
Consumer Services	41	45,671.08	17.94	79.43
Telecommunications	5	2,346.49	0.92	27.74
Utilities	2	612.13	0.24	17.95
Financials	20	39,734.35	15.61	121.60
Properties & Construction	15	13,220.89	5.19	73.63
Information Technology	57	84,651.59	33.25	147.81
Conglomerates	1	131.75	0.05	119.26
Total	222	254,617.58	100.00	98.62

Notes:

1. Equity turnover values have been adjusted for late reported and rejected sales.

2. Figures may not add up to total due to rounding.

Year-end figures

* Industry Classification is provided by Hang Seng Indexes Company Limited.

20 most active GEM stocks (in dollars)

Rank	Stock Code	Stock Name	Turnover (HK\$mil)	% of market total
1	08207	CREDIT CHINA	12,890.70	5.06
2	08002	IGG	11,271.87	4.43
3	08083	INNOVATIONPAY	9,639.70	3.79
4	08158	CRMI	7,847.12	3.08
5	08132	CHINA OIL GANGRAN	7,302.94	2.87
6	08167	NEO TELEMEDIA	7,038.80	2.76
7	08325	CHINA SMARTPAY	6,149.16	2.42
8	08137	HONBRIDGE	5,726.27	2.25
9	08201	PPS INT'L	5,400.29	2.12
10	08018	FINSOFT FIN	4,255.76	1.67
11	08005	YUXING INFOTECH	3,853.01	1.51
12	08088	AID PARTNERS	3,703.33	1.45
13	08007	GLOBALSTRAT	3,502.98	1.38
14	08195	L&A INTL HOLD	3,350.95	1.32
15	08078	CHINA3D DIGIT	2,898.19	1.14
16	08156	CHINA VANGUARD	2,734.08	1.07
17	08123	FIRST CHINA NET	2,695.98	1.06
18	08179	FOOD IDEA	2,654.50	1.04
19	08148	AURUM PACIFIC	2,640.94	1.04
20	08090	CHI ASSURANCE	2,578.99	1.01
		Total	108,135.56	42.47
		Equity total	254,617.58	100.00

20 most active GEM stocks (in shares)

Rank	Stock Code	Stock Name	Turnover (mil of shares)	% of market total
1	08201	PPS INT'L	36,633.42	6.09
2	08132	CHINAOILGANGRAN	32,086.81	5.33
3	08171	CHINA TRENDS	24,691.58	4.10
4	08081	CMG CUL INV	20,372.64	3.38
5	08019	HAO WEN HLDGS	20,014.03	3.33
6	08179	FOOD IDEA	19,025.82	3.16
7	08006	SINO SPLENDID	17,485.74	2.91
8	08018	FINSOFT FIN	16,647.49	2.77
9	08148	AURUM PACIFIC	15,793.56	2.62
10	08158	CRMI	14,158.43	2.35
11	08086	DX.COM HOLDINGS	14,032.66	2.33
12	08083	INNOVATIONPAY	11,003.45	1.83
13	08238	WINTO GROUP	10,732.46	1.78
14	08088	AID PARTNERS	10,493.04	1.74
15	08072	ROMA GROUP	10,191.79	1.69
16	08173	PAN ASIA MINING	9,213.28	1.53
17	08109	CREATIVE ENERGY	9,210.67	1.53
18	08120	CH DEMETER INV	8,001.53	1.33
19	08192	GLOBAL ENERGY	7,500.31	1.25
20	08085	HK LIFE SCI	7,334.70	1.22
Total		314,623.40	52.27	
Equity total		601,897.11	100.00	

20 GEM Stocks with largest price changes (increase)

Rank	Stock Code	Stock Name	Closing price (HK\$)		% up
			2014	2015	
1	08197	NORTHEAST TIGER	0.233	1.840	689.70
2	08260	ZEBRA STRAT	0.340	1.800	429.41
3	08021	WLS HOLDINGS	0.069 A	0.360	421.74
4	08246	NORTH NEWENERGY	0.930	4.000	330.11
5	08041	LUXEY INT'L	0.056 A	0.235	319.64
6	08167	NEO TELEMEDIA	0.136 A	0.570	319.12
7	08326	JC GROUP HLDG	1.500	6.240	316.00
8	08036	GOLDENMARS	1.060	4.190	295.28
9	08218	ECHO INT HOLD	0.620 A	2.400	287.10
10	08265	POWERWELL PAC	0.983 A	3.470	253.00
11	08030	FLYING FIN	0.375 A	1.290	244.00
12	08147	MILLENNIUM PG	0.364 A	1.240	240.66
13	08312	BRILLIANCE WW	0.201	0.630	213.43
14	08095	BEIDA JADE BIRD	0.670	2.080	210.45
15	08125	KATE CHINA	2.080	6.000	188.46
16	08195	L&A INTL HOLD	0.950 A	2.610	174.74
17	08099	CH WOOD OPT	1.130	3.080	172.57
18	08211	YONGLONG	0.189	0.510	169.84
19	08068	NU INT'L	0.315	0.810	157.14
20	08225	C HEALTH GP	0.105	0.249	137.14

(A) Adjusted

20 GEM Stocks with largest price changes (decrease)

Rank	Stock Code	Stock Name	Closing Prices (HK\$)		% down
			2014	2015	
1	08018	FINSOFT FIN	1.235 A	0.065	94.74
2	08019	HAO WEN HLDGS	6.800 A	0.360	94.71
3	08201	PPS INT'L	0.265 A	0.024	90.94
4	08006	SINO SPLENDID	0.289 A	0.029	89.97
5	08047	SKY FOREVER	0.522 A	0.085	83.72
6	08081	CMG CUL INV-NEW	1.930 A	0.315	83.68
7	08179	FOOD IDEA	0.198 A	0.038	80.81
8	08086	DX.COM HOLDINGS	1.360 A	0.265	80.51
9	08173	PAN ASIA MINING	0.226	0.045	80.09
10	08181	KONGSHUMUNION	0.860	0.172	80.00
11	08037	RUI KANG PHARM	0.522 A	0.114	78.16
12	08307	MEDICSKIN	2.870 A	0.660	77.00
13	08162	LOCO HK	2.810	0.650	76.87
14	08269	WEALTHGLORY-30K	0.288 A	0.068	76.39
15	08103	TAI SHING-NEW	2.480 A	0.620	75.00
16	08250	SILK RD ENERGY	0.465	0.135	70.97
17	08109	CREATIVE ENERGY	0.113 A	0.034	69.91
18	08212	CELEBRATE-NEW	1.230 A	0.380	69.11
19	08351	LARRY JEWELRY	0.099	0.035	64.65
20	08007	GLOBALSTRAT	0.468 A	0.172	63.25

(A) Adjusted

Market capitalisation and trading value of GEM listed companies by incorporation place

End of 2015

Country	No. of listed companies	Market capitalisation (HK\$mil)	% of equity total	Turnover (HK\$mil)	% of equity total
Bermuda	44	41,396.85	16.03	46,579.38	18.29
Cayman Islands	147	196,895.32	76.26	191,737.68	75.30
Hong Kong	8	12,354.06	4.79	7,729.73	3.04
PRC	23	7,529.51	2.92	8,570.80	3.37
Total	222	258,175.74	100.00	254,617.58	100.00

Average dividend yields of GEM listed stocks by Hang Seng Industry Classification System*, 2011 – 2015

(%)

Year/Month	All listed stocks	Energy	Materials	Industrials	Consumer Goods	Consumer Services	Telecommunications	Utilities	Financials	Properties & Construction	Information Technology	Conglomerates
2011	0.52	0.00	0.10	0.07	0.26	0.16	3.04	0.00	1.33	0.50	0.96	0.00
2012	0.88	0.00	0.07	9.14	0.53	0.14	0.00	0.00	0.87	0.00	1.06	0.00
2013	0.52	0.00	0.00	0.84	0.49	0.06	0.00	0.00	0.79	0.49	0.92	0.00
2014	0.65	0.00	0.00	0.85	0.77	0.57	0.19	0.00	0.46	0.00	1.00	0.00
2015	0.30	0.00	0.03	0.10	0.34	0.06	0.33	0.00	0.23	0.02	0.78	0.00
2015 Jan	0.65	0.00	0.00	0.84	0.84	0.58	0.12	0.00	0.47	0.00	0.97	0.00
2015 Feb	0.63	0.00	0.00	0.84	0.81	0.59	0.10	0.00	0.45	0.00	0.94	0.00
2015 Mar	0.63	0.00	0.01	0.72	0.76	0.50	0.11	0.00	0.34	0.00	1.15	0.00
2015 Apr	0.45	0.00	0.01	0.42	0.53	0.39	0.07	0.00	0.23	0.00	0.83	0.00
2015 May	0.40	0.00	0.01	0.38	0.49	0.36	0.07	0.00	0.20	0.00	0.67	0.00
2015 Jun	0.42	0.00	0.01	0.39	0.50	0.34	0.15	0.00	0.21	0.02	0.74	0.00
2015 Jul	0.43	0.00	0.01	0.48	0.62	0.44	0.16	0.00	0.34	0.03	0.59	0.00
2015 Aug	0.49	0.00	0.02	0.62	0.53	0.52	0.12	0.00	0.38	0.03	0.87	0.00
2015 Sep	0.46	0.00	0.03	0.29	0.48	0.46	0.11	0.00	0.39	0.03	0.87	0.00
2015 Oct	0.40	0.00	0.03	0.25	0.36	0.48	0.10	0.00	0.32	0.03	0.68	0.00
2015 Nov	0.31	0.00	0.03	0.11	0.36	0.07	0.19	0.00	0.23	0.03	0.79	0.00
2015 Dec	0.30	0.00	0.03	0.10	0.34	0.06	0.33	0.00	0.23	0.02	0.78	0.00

Note: Month-end or year-end figures

* Industry Classification is provided by Hang Seng Indexes Company Limited.

New Hang Seng Industry Classification System took effect on 9 September 2013.

Average price earnings ratios of GEM listed stocks by Hang Seng Industry Classification System*, 2011 – 2015

(Times)

Year/Month	All GEM stocks	Energy	Materials	Industrials	Consumer Goods	Consumer Services	Telecommunications	Utilities	Financials	Properties & Construction	Information Technology	Conglomerates
2011	22.16	0.00	68.12	29.87	22.33	33.28	7.24	62.76	23.60	4.49	19.55	21.87
2012	18.38	4.87	85.60	19.17	16.07	24.64	26.42	59.31	25.90	57.92	14.20	0.00
2013	49.25	42.50	586.80	23.10	47.34	70.84	26.18	54.18	38.74	23.21	46.09	0.00
2014	11.59	0.00	1.15	29.13	45.72	114.17	35.58	235.53	40.46	19.10	16.63	0.00
2015	76.93	0.00	63.28	126.96	56.33	146.05	93.61	59.58	50.40	282.03	62.09	0.00
2015 Jan	11.57	0.00	1.30	26.44	41.61	121.55	57.31	200.00	39.77	18.60	17.11	0.00
2015 Feb	11.96	0.00	1.28	26.37	44.89	119.93	67.86	207.89	39.61	21.69	17.62	0.00
2015 Mar	60.53	0.00	140.51	37.31	48.00	166.16	70.17	44.74	32.90	347.92	46.25	0.00
2015 Apr	80.62	0.00	217.51	64.23	59.08	195.06	101.27	57.93	49.03	402.77	64.15	0.00
2015 May	89.83	0.00	208.95	71.02	65.06	206.27	106.21	50.00	63.78	383.84	75.58	0.00
2015 Jun	84.72	0.00	209.88	85.00	61.38	188.12	117.15	38.55	55.93	290.60	68.33	0.00
2015 Jul	74.25	0.00	140.09	69.12	50.86	136.59	107.88	38.55	39.87	208.24	74.94	0.00
2015 Aug	61.87	0.00	113.31	57.92	39.96	110.25	153.37	35.88	35.84	376.75	53.85	0.00
2015 Sep	68.53	0.00	59.30	115.54	44.67	144.15	162.21	27.48	35.23	473.21	57.44	0.00
2015 Oct	76.03	0.00	61.47	132.44	53.17	128.55	172.29	35.11	43.19	247.92	71.49	0.00
2015 Nov	74.91	0.00	61.31	126.78	54.18	134.87	166.81	46.56	49.25	235.35	60.85	0.00
2015 Dec	76.93	0.00	63.28	126.96	56.33	146.05	93.61	59.58	50.40	282.03	62.09	0.00

Note: Month-end or year-end figures

* Industry Classification is provided by Hang Seng Indexes Company Limited.

New Hang Seng Industry Classification System took effect on 9 September 2013.

Statistics on China enterprises (H shares) for GEM, 2011 – 2015

Year/Month	No. of issues	Turnover				Market capitalisation		
		Shares (mil)	% of equity total	Value (HK\$mil)	% of equity total	HK\$mil	% of equity total	
2011	29	2,498.11	0.87	4,072.46	6.47	4,611.67	5.45	
2012	28	951.14	0.61	775.12	2.31	5,074.68	6.47	
2013	24	2,463.01	1.07	4,195.13	5.32	5,953.03	4.44	
2014	23	3,063.46	0.86	3,454.43	2.09	5,664.53	3.16	
2015	23	6,892.37	1.15	8,570.80	3.37	7,529.51	2.92	
2015	Jan	24	149.40	0.56	205.26	1.99	5,398.96	3.02
	Feb	24	65.70	0.40	125.61	1.93	5,465.46	2.96
	Mar	24	250.28	0.80	278.34	1.87	6,082.27	2.93
	Apr	24	1,409.11	2.05	1,707.30	4.60	8,696.74	2.97
	May	24	1,297.88	1.44	1,704.05	3.60	10,304.50	3.08
	Jun	24	849.57	0.89	1,113.84	2.36	8,453.26	2.59
	Jul	24	719.81	1.17	755.25	2.88	7,207.35	2.93
	Aug	24	482.06	1.18	413.14	2.94	6,127.48	2.95
	Sep	23	169.57	0.48	199.50	1.80	6,224.58	2.78
	Oct	23	318.55	0.59	287.37	1.83	6,492.88	2.56
	Nov	23	419.85	0.85	553.11	4.26	6,988.42	2.81
	Dec	23	760.60	2.32	1,228.05	10.98	7,529.51	2.92

Note: Market capitalisation represents the value of the H shares only, not that of the entire issued capital of the enterprise.

Statistics on Red chips stocks for GEM, 2011 – 2015

Year/Month	No. of issues	Turnover				Market capitalisation		
		Shares (mil)	% of equity total	Value (HK\$mil)	% of equity total	HK\$mil	% of equity total	
2011	5	1,168.32	0.41	629.06	1.00	3,432.64	4.06	
2012	5	3,030.80	1.96	447.80	1.34	3,800.19	4.85	
2013	6	3,003.77	1.31	7,158.66	9.08	13,083.47	9.76	
2014	5	3,737.24	1.04	4,423.64	2.67	13,053.20	7.28	
2015	5	6,211.12	1.03	4,852.06	1.91	12,987.59	5.03	
2015	Jan	5	148.04	0.55	255.90	2.48	12,623.49	7.07
	Feb	5	97.11	0.60	138.78	2.13	12,767.60	6.91
	Mar	5	224.89	0.72	252.45	1.69	14,893.00	7.17
	Apr	5	900.03	1.31	966.95	2.60	17,939.21	6.12
	May	5	1,305.78	1.45	839.82	1.77	18,142.84	5.42
	Jun	5	1,587.58	1.66	1,188.18	2.52	17,770.45	5.45
	Jul	5	860.53	1.40	525.58	2.01	14,428.59	5.87
	Aug	5	280.87	0.69	183.86	1.31	11,732.03	5.64
	Sep	5	172.91	0.49	98.38	0.89	11,569.05	5.16
	Oct	5	289.08	0.53	152.77	0.97	12,794.11	5.04
	Nov	5	250.33	0.51	135.19	1.04	12,246.00	4.93
	Dec	5	93.97	0.29	114.20	1.02	12,987.59	5.03

Cash dividend payout of GEM listed companies by Hang Seng Industry Classification System*, 2011 – 2015

Year/Month	No. of companies declared	No. of companies paid	Energy (HK\$mil)	Materials (HK\$mil)	Industrials (HK\$mil)	Consumer		Utilities (HK\$mil)	Financials (HK\$mil)	Properties & Construction (HK\$mil)	Information Technology (HK\$mil)	Conglomerates (HK\$mil)	Total dividend payout (HK\$mil)	
						Goods (HK\$mil)	Services Telecommunications (HK\$mil)							
2011	175	27	-	9.44	3.90	36.01	207.54	5.19	-	51.04	13.24	306.24	-	632.59
2012	176	22	-	5.40	38.18	56.87	19.10	-	-	68.82	-	248.72	-	437.08
2013	190	31	-	6.44	49.41	109.11	51.64	-	-	107.25	12.00	368.33	-	704.17
2014	202	31	-	-	66.25	260.36	219.07	8.00	-	86.84	5.40	525.00	-	1,170.92
2015	227	28	-	2.30	24.09	222.00	32.86	28.00	-	71.10	4.00	677.99	-	1,062.35
2015	Jan	4	0	-	-	-	-	-	-	-	-	-	-	-
	Feb	73	2	-	-	-	-	-	-	-	-	-	-	-
	Mar	124	13	-	-	6.22	9.60	-	-	-	-	-	-	15.82
	Apr	9	0	-	-	-	-	-	-	-	-	233.39	-	233.39
	May	138	3	-	-	-	91.71	4.20	-	21.73	-	5.68	-	123.32
	Jun	63	8	-	2.30	-	15.84	-	-	27.38	-	99.01	-	144.53
	Jul	10	1	-	-	14.19	80.14	-	-	-	-	-	-	94.33
	Aug	181	5	-	-	-	13.91	-	-	22.00	4.00	-	-	39.91
	Sep	15	1	-	-	3.68	4.80	14.26	8.00	-	-	20.33	-	51.07
	Oct	15	0	-	-	-	-	14.40	-	-	-	29.09	-	43.49
	Nov	198	3	-	-	-	-	-	20.00	-	-	290.49	-	310.49
	Dec	10	0	-	-	-	6.00	-	-	-	-	-	-	6.00

Notes:

* Hang Seng Industry Classification System (HSICS) is provided by Hang Seng Indexes Company Limited.

Note: New Hang Seng Industry Classification System took effect on 9 September 2013.

Newly listed companies on GEM

Ordinary companies

Code	Company	Listing method/ Industry Classification *	No. of shares offered	Offer price (HK\$)	Funds raised (HK\$Mil)	Listing date/ subscription rate (times)	Sponsor
08268	Deson Construction International Holdings Ltd.	Offer for placing Properties & Construction – Construction	50,000,000	0.385	19.25	2015/01/08 n.a.	Kingsway Capital Ltd.
08067	Oriental University City Holdings (H.K.) Ltd.	Offer for placing Consumer Services – Support Services	45,000,000	2.640	118.80	2015/01/16 n.a.	BNP Paribas Securities (Asia) Ltd.
08139	Zhejiang Chang'an Renheng Technology Co., Ltd. – H Shares	Offer for placing Materials – Basic Materials	8,000,000	9.700	77.60	2015/01/16 n.a.	South China Capital Ltd.
08093	Odella Leather Holdings Ltd.	Offer for placing Consumer Goods – Textiles, Clothing & Personal Care	100,000,000	0.550	55.00	2015/02/12 n.a.	Halcyon Capital Ltd.
08238	Winto Group (Holdings) Ltd.	Offer for placing Offer for sale Consumer Services – Media & Entertainment	120,000,000 60,000,000	0.370 0.370	44.40 22.20	2015/02/16 n.a.	VC Capital Ltd. Ample Capital Ltd.
08277	Steed Oriental (Holdings) Co. Ltd.	Offer for placing Materials – Basic Materials	50,000,000	1.200	60.00	2015/02/23 n.a.	New Spring Capital Ltd.
08140	ICO Group Ltd.	Offer for placing Information Technology – Software & Services	250,000,000	0.380	95.00	2015/03/18 n.a.	New Spring Capital Ltd.
08105	Synergy Group Holdings International Ltd.	Offer for placing Offer for sale Consumer Goods – Household Goods & Electronics	85,000,000 40,000,000	0.500 0.500	42.50 20.00	2015/03/24 n.a.	CLC International Ltd.
08305	Kwan On Holdings Ltd.	Offer for placing Offer for sale Properties & Construction – Construction	120,000,000 120,000,000	0.300 0.300	36.00 36.00	2015/03/27 n.a.	Messis Capital Ltd.
08133	Jete Power Holdings Ltd.	Offer for placing Offer for sale Industrials – Industrial Engineering	150,000,000 100,000,000	0.200 0.200	30.00 20.00	2015/04/30 n.a.	Kingsway Capital Ltd.
08355	i-Control Holdings Ltd.	Offer for placing Information Technology – Software & Services	250,000,000	0.360	90.00	2015/05/27 n.a.	Pan Asia Corporate Finance Ltd.
08121	Guru Online (Holdings) Ltd.	Offer for placing Offer for sale Consumer Services – Media & Entertainment	467,200,000 48,000,000	0.250 0.250	116.80 12.00	2015/05/29 n.a.	CLC International Ltd.
08038	Golden Power Group Holdings Ltd.	Offer for placing Industrials – Industrial Engineering	56,000,000	1.350	75.60	2015/06/05 n.a.	RaffAello Capital Ltd.
08097	Pinestone Captial Ltd.	Offer for placing Financials – Other Financials	120,000,000	0.500	60.00	2015/06/12 n.a.	Altus Capital Ltd.
08361	China Parenting Network Holdings Ltd.	Offer for placing Offer for sale Information Technology – Software & Services	226,500,000 50,000,000	1.390 1.390	314.84 69.50	2015/07/08 n.a.	China Everbright Capital Ltd.
08027	KPM Holding Ltd.	Offer for placing Offer for sale Consumer Services – Support Services	80,000,000 20,000,000	0.500 0.500	40.00 10.00	2015/07/10 n.a.	Grand Vinco Capital Ltd.
08316	Pak Wing Group (Holdings) Ltd.	Offer for placing Offer for sale Properties & Construction – Construction	120,000,000 80,000,000	0.350 0.350	42.00 28.00	2015/08/10 n.a.	Shenwan Hongyuan Capital (H.K.) Ltd.
08369	Lap Kei Engineering (Holdings) Ltd.	Offer for placing Offer for sale Properties & Construction – Construction	192,000,000 128,000,000	0.250 0.250	48.00 32.00	2015/09/25 n.a.	Messis Capital Ltd.
08177	REF Holdings Ltd.	Offer for placing Industrials – Commercial & Professional Services	64,000,000	0.750	48.00	2015/09/25 n.a.	CLC International Ltd.
08245	On Real International Holdings Ltd.	Offer for placing Information Technology – IT Hardware	120,000,000	0.570	68.40	2015/09/30 n.a.	Quam Capital Ltd.
08248	FDB Holdings Ltd.	Offer for placing Offer for sale Properties & Construction – Construction	154,000,000 154,000,000	0.250 0.250	38.50 38.50	2015/09/30 n.a.	Messis Capital Ltd.
08127	Season Pacific Holdings Ltd.	Offer for placing Offer for sale Consumer Goods – Textiles, Clothing & Personal Care	150,000,000 100,000,000	0.150 0.150	22.50 15.00	2015/10/07 n.a.	Guotai Junan Capital Ltd.

Code	Company	Listing method/ Industry Classification *	No. of shares offered	Offer price (HK\$)	Funds raised (HK\$Mil)	Listing date/ subscription rate (times)	Sponsor
08290	Ahsay Backup Software Development Co. Ltd.	Offer for placing Information Technology – Software & Services	500,000,000	0.200	100.00	2015/10/08 n.a.	V Baron Global Financial Services Ltd.
08057	Madison Wine Holdings Ltd.	Offer for placing Consumer Goods – Food & Beverages	100,000,000	0.750	75.00	2015/10/08 n.a.	Innovax Capital Ltd.
08141	KPa-BM Holdings Ltd.	Offer for placing Properties & Construction – Construction	150,000,000	0.300	45.00	2015/10/08 n.a.	Messis Capital Ltd.
08122	Thelloy Development Group Ltd.	Offer for placing Offer for sale Properties & Construction – Construction	170,000,000 30,000,000	0.325 0.325	55.25 9.75	2015/10/09 n.a.	Innovax Capital Ltd.
08327	Top Dynamic International Holdings Ltd.	Offer for placing Information Technology – Semiconductors	200,000,000	0.300	60.00	2015/10/09 n.a.	Celestial Capital Ltd.
08366	Fraser Holdings Ltd.	Offer for placing Offer for sale Properties & Construction – Construction	205,000,000 155,000,000	0.200 0.200	41.00 31.00	2015/11/02 n.a.	Messis Capital Ltd.
08182	China Candy Holdings Ltd.	Offer for placing Offer for sale Consumer Goods – Food & Beverages	267,200,000 108,000,000	0.200 0.200	53.44 21.60	2015/11/11 n.a.	TC Capital Asia Ltd.
08368	Creative China Holdings Ltd.	Offer for placing Consumer Services – Media & Entertainment	300,000,000	0.390	117.00	2015/11/18 n.a.	New Spring Capital Ltd.
08196	Great Water Holdings Ltd.	Offer for placing Utilities – Utilities	75,000,000	0.960	72.00	2015/12/09 n.a.	Shenwan Hongyuan Capital (H.K.) Ltd.
08230	China Yu Tian Holdings Ltd.	Offer for placing Properties & Construction – Construction	210,000,000	0.540	113.40	2015/12/29 n.a.	Guotai Junan Capital Ltd.
08331	Feishang Non-metal Materials Technology Ltd.	Offer for placing Materials – Diversified Metals & Minerals	125,000,000	0.320	40.00	2015/12/29 n.a.	Celestial Capital Ltd.
08012	World-Link Logistics (Asia) Holding Ltd.	Offer for placing Industrials – Industrial Transportation	120,000,000	0.500	60.00	2015/12/29 n.a.	Octal Capital Ltd.
				Total	2,740.83		

* Industry Classification is provided by Hang Seng Indexes Company Limited.
New Hang Seng Industry Classification System took effect on 9 September 2013.

Withdrawal of listed companies from GEM

Code	Company	Last trading date	Delisted date
08276 [#]	Huazhang Technology Holding Ltd.	2015/01/02	2015/01/05*
08039 [#]	Pegasus Entertainment Holdings Ltd.	2015/01/08	2015/01/09*
08168 [#]	UKF (Holdings) Ltd.	2015/03/19	2015/03/20*
08309 [#]	Runway Global Holdings Co. Ltd.	2015/05/29	2015/06/01*
08180 [#]	New Ray Medicine International Holding Ltd.	2015/06/15	2015/06/16*
08056 [#]	Differ Group Holding Co. Ltd.	2015/07/03	2015/07/06*
08002 [#]	IGG Inc	2015/07/06	2015/07/07*
08320 [#]	C Cheng Holdings Ltd.	2015/07/31	2015/08/03*
08146 [#]	Mastercraft International Holdings Ltd.	2015/08/04	2015/08/05*
08010	Sing Pao Media Enterprises Ltd.	2005/04/28	2015/08/18
08107 [#]	U Banquet Group Holding Ltd.	2015/08/28	2015/08/31*
08219 [#]	Branding China Group Ltd.	2015/09/07	2015/09/08*
08253	Sanmenxia Tianyuan Aluminum Co. Ltd. – H Shares	2012/03/29	2015/09/10
08210 [#]	Advanced Card Systems Holdings Ltd.	2015/09/25	2015/09/29*
08209 [#]	Major Holdings Ltd.	2015/10/29	2015/10/30*
08185 [#]	RM Group Holdings Ltd.	2015/11/19	2015/11/20*

[#] Transfers of listing from GEM to Main Board pursuant to the revised Rule 9.24 of the GEM Listing Rules and to the new Chapter 9A of the Main Board Listing Rules effective from 1 July 2008.

* Effective date of the transfer of listing from GEM to Main Board

Company name changes – GEM

Code	Former name	New name	Effective date	Adoption date
08007	DIGITALHONGKONG.COM	Global Strategic Group Ltd.	2014/12/12	2015/01/20
08088	Crosby Capital Ltd.	AID Partners Capital Holdings Ltd.	2015/01/06	2015/02/06
08225	Venturepharm Laboratories Ltd.	China Health Group Inc.	2015/01/12	2015/02/26
08158	China Bio-Med Regeneration Technology Ltd.	China Regenerative Medicine International Ltd.	2015/02/03	2015/03/09
08079	Unlimited Creativity Holdings Ltd.	Easy Repay Finance & Investment Ltd.	2015/04/01	2015/05/05
08310	Gamma Logistics Corporation	Dafeng Port Heshun Technology Co. Ltd.	2015/05/15	2015/06/09
08179	Gayety Holdings Ltd.	Food Idea Holdings Ltd.	2015/06/29	2015/07/08
08147	Millennium Pacific Group Holdings Ltd. #	Millennium Pacific Group Holdings Ltd.	2015/05/29	2015/07/08
08120	Oriental Unicorn Agricultural Group Ltd.	China Demeter Investments Ltd.	2015/06/02	2015/07/13
08267	Linekong Interactive Co., Ltd.	Linekong Interactive Group Co., Ltd.	2015/07/21	2015/07/31
08018	Finsoft Corporation	Finsoft Financial Investment Holdings Ltd.	2015/06/08	2015/08/03
08172	China Star Cultural Media Group Ltd.	Lajin Entertainment Network Group Ltd.	2015/07/03	2015/08/07
08186	China Asean Resources Ltd.	IR Resources Ltd.	2015/08/11	2015/08/31
08250	China Natural Investment Co. Ltd.	Silk Road Energy Services Group Ltd.	2015/07/30	2015/08/31
08246	Noble House (China) Holdings Ltd.	Northern New Energy Holdings Ltd.	2015/08/25	2015/09/17
08163	Merdeka Mobile Group Ltd.	Merdeka Financial Services Group Ltd.	2015/11/23	2015/11/23
08063	Well Way Group Ltd.	Global Mastermind Holdings Ltd.	2015/11/24	2015/12/29

Change of Chinese name only

Reorganisations/demergers on GEM

Code	Company	Particulars	Proposed date Completed/ EGM date
Nil			

Privatisations by major shareholder on GEM

Code	Company	Particulars	Last trading date	Delisted date
Nil				

Change of domicile of listed companies on GEM

Code	Former company	New company	Place of incorporation	Effective date
08215	First Credit Finance Group Ltd.	First Credit Finance Group Ltd.	Bermuda	2015/02/05
08086	DX.com Holdings Ltd.	DX.com Holdings Ltd.	Bermuda	2015/08/20
08081	China Mobile Games and Cultural Investment Ltd.	China Mobile Games and Cultural Investment Ltd.	Bermuda	2015/12/01

Companies under suspension on GEM as at the end of 2015

Code		Last closing price		Date of suspension
		(HK\$)	(Date)	
08295	Asian Capital Holdings Ltd.	0.380	(2015/10/28)	(2015/10/29)
08306	China Nonferrous Metals Co. Ltd.	0.201	(2015/03/31)	(2015/04/01)
08299	Grand T G Gold Holdings Ltd.	0.072	(2010/11/10)	(2010/11/11)
08202	Inno-Tech Holdings Ltd.	0.084	(2015/01/23)	(2015/01/26)
08186	IR Resources Ltd.	0.077	(2013/03/28)	(2013/04/02)
08017	Long Success International (Holdings) Ltd.	0.405	(2013/12/03)	(2013/12/03)
08201	PPS International (Holdings) Ltd.	0.024	(2015/12/14)	(2015/12/15)
08096	Ruifeng Petroleum Chemical Holdings Ltd.	0.110	(2013/03/28)	(2013/04/02)
08301	Shenzhen Mingwah Aohan High Technology Corp. Ltd. – H Shares	0.210	(2014/03/31)	(2014/04/01)

Takeovers and mergers for GEM

Code	Company	Proposed date Offer closing date
08181	Kong Shum Union Property Management (Holding) Ltd. Mandatory unconditional cash offer was made by Wiser Capital Management Ltd. at a price of HK\$0.6125 for each share	2015/01/09 2015/02/02
08310	Gamma Logistics Corporation (Name changed to Dafeng Port Heshun Technology Co. Ltd.) Mandatory conditional cash offer was made by Dafeng Port Overseas Investment Holdings Ltd. as at price of HK\$0.38 for each share	2015/02/18 2015/03/25
08051	TeleEye Holdings Ltd. Mandatory unconditional cash offer was made by Fast Upgrade Ltd. at a price of HK\$18.07 for each share, HK\$14.95 for each option with exercise price of HK\$3.12	2015/03/17 2015/04/08
08077	KVB Kunlun Financial Group Ltd. Mandatory unconditional cash offer was made by CITIC Securities Overseas Investment Co. Ltd., a wholly-owned subsidiary of CITIC Securities Co. Ltd., at a price of HK\$0.65 for each share, HK\$0.236 for each option with exercise price of HK\$0.414	2015/06/05 2015/06/26
08031	ETS Group Ltd. Mandatory unconditional cash offer was made by Million Top Enterprises Ltd. at a price of HK\$1.20 for each share	2015/07/28 2015/08/18
08176	EDS Wellness Holdings Ltd. Mandatory unconditional cash offer was made by Xing Hang Ltd. at a price of HK\$4.07 for each share	2015/11/20 2015/12/11

Share subdivisions and share consolidations on GEM

Code	Stock	Particulars	New par value (HK\$)	Effective date
08148	Aurum Pacific (China) Group Ltd.	Split 1 into 5	0.0040	2015/01/06
08147	Millennium Pacific Group Holdings Ltd.	Split 1 into 10	0.0010	2015/01/08
08007	Global Strategic Group Ltd. (Formerly: DIGITALHONGKONG.COM)	Split 1 into 20	0.0050	2015/01/12
08078	China 3D Digital Entertainment Ltd.	Consolidation 10 into 1	0.0100 *	2015/01/14
08209	Major Holdings Ltd.	Split 1 into 8	0.00125	2015/01/15
08018	Finsoft Financial Investment Holdings Ltd. (Formerly: Finsoft Corporation)	Split 1 into 2	0.0005	2015/02/17
08021	WLS Holdings Ltd.	Consolidation 5 into 1	0.2000	2015/03/06
08079	Easy Repay Finance & Investment Ltd. (Formerly: Unlimited Creativity Holdings Ltd.)	Consolidation 10 into 1	0.0100 *	2015/03/24
08100	GET Holdings Ltd.	Consolidation 10 into 1	0.0100 *	2015/03/24
08037	Rui Kang Pharmaceutical Group Investments Ltd.	Consolidation 5 into 1	0.0500	2015/04/01
08195	L & A International Holdings Ltd.	Split 1 into 10	0.0100	2015/04/21
08261	Haitian Hydropower International Ltd.	Split 1 into 2	0.0050	2015/05/26
08268	Deson Construction International Holdings Ltd.	Split 1 into 2	0.0250	2015/06/04
08238	Winto Group (Holdings) Ltd.	Split 1 into 10	0.0010	2015/06/08
08212	Celebrate International Holdings Ltd.	Consolidation 20 into 1	0.0200	2015/06/12
08078	China 3D Digital Entertainment Ltd.	Consolidation 5 into 1	0.0100 *	2015/06/18
08009	Chinese Energy Holdings Ltd.	Consolidation 2 into 1	n.a.	2015/06/22
08218	Echo International Holdings Group Ltd.	Split 1 into 4	0.0025	2015/07/15
08029	Sun International Resources Ltd.	Split 1 into 2	0.0400	2015/07/27
08051	TeleEye Holdings Ltd.	Split 1 into 50	0.0040	2015/08/14
08315	King Force Security Holdings Ltd.	Split 1 into 10	0.0010	2015/08/17
08153	Code Agriculture (Holdings) Ltd.	Consolidation 10 into 1	0.0001 *	2015/08/24
08103	Tai Shing International (Holdings) Ltd.	Consolidation 2 into 1	0.1000	2015/09/09
08140	ICO Group Ltd.	Split 1 into 4	0.0025	2015/10/05
08147	Millennium Pacific Group Holdings Ltd.	Split 1 into 5	0.0002	2015/10/09
08153	Code Agriculture (Holdings) Ltd.	Consolidation 4 into 1	0.0004	2015/10/15
08019	Hao Wen Holdings Ltd.	Consolidation 20 into 1	0.0200	2015/11/09
08086	DX.com Holdings Ltd.	Consolidation 10 into 1	0.0100 *	2015/11/10
08175	China Digital Culture (Group) Ltd.	Consolidation 4 into 1	0.0400	2015/12/01
08215	First Credit Finance Group Ltd.	Consolidation 2 into 1	0.0200	2015/12/11
08212	Celebrate International Holdings Ltd.	Consolidation 10 into 1	0.2000	2015/12/22
08081	China Mobile Games and Cultural Investment Ltd.	Consolidation 10 into 1	0.0100 *	2015/12/22
08103	Tai Shing International (Holdings) Ltd.	Consolidation 10 into 1	1.0000	2015/12/30

* New par value after capital reorganisation

Bonus issues/bonus warrants on GEM

Code	Stock	Particulars	Ex-date
08148	Aurum Pacific (China) Group Ltd.	1 sh for 5 subdivided shs	2015/01/07
08088	AID Partners Capital Holdings Ltd.	5 for 1	2015/01/12
08173	Pan Asia Mining Ltd.	2 for 3 rts shares	2015/01/13
08337	Directel Holdings Ltd.	2 for 1	2015/06/05
08167	Neo Telemedia Ltd.	1 for 1	2015/06/09
08021	WLS Holdings Ltd.	7 for 1	2015/06/23
08041	Luxey International (Holdings) Ltd.	4 for 1	2015/06/26
		1 wt for 1	
08006	Sino Splendid Holdings Ltd.	9 for 1	2015/09/15
08268	Deson Construction International Holdings Ltd.	1 for 4	2015/09/22
08109	Creative Energy Solutions Holdings Ltd.	1 for 2	2015/09/30
08078	China 3D Digital Entertainment Ltd.	3 for 1	2015/10/23

Rights issues/open offers on GEM

Code	Stock	Particulars	Funds raised (HK\$mil)	Ex-date payment date
08116	China Fortune Investments (Holding) Ltd.	Open offer 2 for 1 @\$0.10	124.64	2014/12/12 2015/01/09
08215	First Credit Finance Group Ltd.	Rts 3 for 1 @\$0.238 (after consolidation 10 into 1)	102.82	2014/12/30 2015/01/23
08022	Evershine Group Holdings Ltd.	Rts 1 for 2 @\$0.30	84.02	2014/12/18 2015/01/28
08173	Pan Asia Mining Ltd.	Rts 3 for 10 @\$0.50 with bonus 2 for 3 rts shs	151.38	2015/01/13 2015/02/02
08047	Sky Forever Supply Chain Management Group Ltd.	Rts 2 for 1 @\$0.45	397.64	2015/01/13 2015/02/05
08082	Sage International Group Ltd.	Open offer 2 for 1 @\$0.20	71.05	2015/01/20 2015/02/09
08192	Global Energy Resources International Group Ltd.	Open offer 1 for 2 @\$0.10	127.95	2015/02/23 2015/04/15
08265	Powerwell Pacific Holdings Ltd.	Open offer 1 for 2 @\$0.70	61.60	2015/04/21 2015/05/13
08075	Media Asia Group Holdings Ltd.	Open offer 1 for 2 @\$0.30	200.98	2015/04/29 2015/05/22
08150	Seamless Green China (Holdings) Ltd.	Open offer 1 for 2 @\$0.203	71.83	2015/04/20 2015/05/28
08100	GET Holdings Ltd.	Rts 3 for 1 @\$0.35	205.18	2015/05/13 2015/06/08
08212	Celebrate International Holdings Ltd.	Open offer 30 for 1 @\$0.105 (after consolidation 20 into 1)	225.47	2015/06/15 2015/07/09
08009	Chinese Energy Holdings Ltd.	Open offer 1 for 1 @\$0.15 (after consolidation 2 into 1)	162.00	2015/07/03 2015/07/27
08163	Merdeka Financial Services Group Ltd. (Formerly: Merdeka Mobile Group Ltd.)	Open offer 2 for 1 @\$0.09	68.95	2015/07/08 2015/07/31
08179	Food Idea Holdings Ltd. (Formerly: Gayety Holdings Ltd.)	Rts 1 for 2 @\$0.105	201.60	2015/07/16 2015/09/01
08037	Rui Kang Pharmaceutical Group Investments Ltd.	Rts 4 for 1 @\$0.18	181.93	2015/08/17 2015/09/10
08200	Sau San Tong Holdings Ltd.	Open offer 1 for 1 @\$0.10	182.11	2015/08/20 2015/09/15
08087	China 33 Media Group Ltd.	Open offer 7 for 1 @\$0.10	504.00	2015/09/02 2015/09/29
08101	Jia Meng Holdings Ltd.	Rts 3 for 1 @\$0.08	138.82	2015/09/11 2015/10/06
08030	Flying Financial Service Holdings Ltd.	Open offer 1 for 2 @\$0.40	204.11	2015/09/25 2015/10/23
08130	Zhi Cheng Holdings Ltd.	Open offer 1 for 2 @\$0.10	31.30	2015/10/29 2015/12/01
08201	PPS International (Holdings) Ltd.	Open offer 1 for 2 @\$0.013	65.00	2015/11/18 2015/12/08
08242	Megalogic Technology Holdings Ltd.	Open offer 3 for 1 @\$0.20	207.36	2015/11/16 2015/12/09
08167	Neo Telemedia Ltd.	Open offer 1 for 2 @\$0.38	1,206.99	2015/11/30 2015/12/22
08028	Timeless Software Ltd.	Open offer 1 for 5 @\$0.10	39.80	2015/12/08 2015/12/30
08269	Wealth Glory Holdings Ltd.	Open offer 1 for 2 @\$0.07	95.87	2015/11/24 2015/12/31
Total			5,114.40	

Notes: Figures may not add up to total due to rounding.

Placings on GEM

Code	Company	New shares placed	Placing price (HK\$)	Funds raised (HK\$ mil)	Allotment date
08200	Sau San Tong Holdings Ltd.	59,560,000	0.1430	8.52	2015/01/07
08046	Heng Xin China Holdings Ltd.	416,600,000	0.1200	49.99	2015/01/09
08212	Celebrate International Holdings Ltd.	238,580,000	0.0650	15.51	2015/01/13
08037	Rui Kang Pharmaceutical Group Investments Ltd.	257,812,500	0.1280	33.00	2015/01/23
08009	Chinese Energy Holdings Ltd.	254,120,000	0.1200	30.49	2015/01/29
08226	Sunrise (China) Technology Group Ltd.	86,352,000	0.3500	30.22	2015/01/29
08007	Global Strategic Group Ltd.	360,000,000	0.3540	127.44	2015/01/30
08046	Heng Xin China Holdings Ltd.	125,000,000	0.1200	15.00	2015/01/30
08026	Prosten Technology Holdings Ltd.	15,000,000	0.2700	4.05	2015/01/30
08227	Xi'an Haitian Antenna Technologies Co. Ltd. – H Shares	110,000,000	0.1890	20.79	2015/01/30
08227	Xi'an Haitian Antenna Technologies Co. Ltd. – H Shares	50,000,000	0.1890	9.45	2015/02/06
08120	Oriental Unicorn Agricultural Group Ltd. (Name changed to China Demeter Investments Ltd.)	83,000,000	0.1750	14.53	2015/02/11
08116	China Fortune Investments (Holding) Ltd.	124,600,000	0.1300	16.20	2015/02/16
08082	Sage International Group Ltd.	70,000,000	0.2000	14.00	2015/02/17
08158	China Regenerative Medicine International Ltd.	3,300,000,000	0.2500	825.00	2015/03/05
08256	Netel Technology (Holdings) Ltd.	20,000,000	0.1430	2.86	2015/03/06
08125	Kate China Holdings Ltd.	30,000,000	1.2000	36.00	2015/03/09
08200	Sau San Tong Holdings Ltd.	357,000,000	0.1430	51.05	2015/03/12
08109	Creative Energy Solutions Holdings Ltd.	190,000,000	0.1600	30.40	2015/03/17
08011	Polyard Petroleum International Group Ltd.	100,000,000	0.1950	19.50	2015/03/18
08172	China Star Cultural Media Group Ltd. (Name changed to Lajin Entertainment Network Group Ltd.)	1,379,804,865	0.2000	275.96	2015/03/19
08239	Capital Finance Holdings Ltd.	51,800,000	0.5800	30.04	2015/03/24
08260	Zebra Strategic Holdings Ltd.	190,000,000	0.2610	49.59	2015/03/24
08046	Heng Xin China Holdings Ltd.	300,000,000	0.1200	36.00	2015/03/25
08179	Gayety Holdings Ltd. (Name changed to Food Idea Holdings Ltd.)	160,000,000	0.1250	20.00	2015/03/26
08021	WLS Holdings Ltd.	540,000,000	0.3000	162.00	2015/03/27
08036	Goldenmars Technology Holdings Ltd.	29,880,000	1.2000	35.86	2015/04/09
08068	New Universe International Group Ltd.	200,000,000	0.3450	69.00	2015/04/09
08028	Timeless Software Ltd.	125,000,000	0.1450	18.13	2015/04/09
08227	Xi'an Haitian Antenna Technologies Co. Ltd. – H Shares	60,000,000	0.1890	11.34	2015/04/14
08080	North Asia Strategic Holdings Ltd.	300,000,000	0.1050	31.50	2015/04/15
08078	China 3D Digital Entertainment Ltd.	131,800,000	0.1100	14.50	2015/04/17
08087	China 33 Media Group Ltd.	120,000,000	0.2200	26.40	2015/04/22
08158	China Regenerative Medicine International Ltd.	977,300,000	0.2850	278.53	2015/04/22
08022	Evershine Group Holdings Ltd.	112,026,000	0.3100	34.73	2015/04/22
08101	Jia Meng Holdings Ltd.	96,400,000	0.1540	14.85	2015/04/24
08269	Wealth Glory Holdings Ltd.	162,000,000	0.2100	34.02	2015/04/24
08189	Tianjin TEDA Biomedical Engineering Co. Ltd. – H Shares	192,500,000	0.7000	134.75	2015/04/28
08227	Xi'an Haitian Antenna Technologies Co. Ltd. – H Shares	80,000,000	0.1890	15.12	2015/04/28
08148	Aurum Pacific (China) Group Ltd.	600,000,000	0.1000	60.00	2015/04/29
08153	Code Agriculture (Holdings) Ltd.	142,000,000	0.0700	9.94	2015/04/29
08203	Kaisun Energy Group Ltd.	523,400,000	0.0890	46.58	2015/05/07
08215	First Credit Finance Group Ltd.	28,800,000	0.2880	8.29	2015/05/08
08066	Phoenitron Holdings Ltd.	384,600,000	0.2420	93.07	2015/05/08
08011	Polyard Petroleum International Group Ltd.	650,000,000	0.1950	126.75	2015/05/08
08081	China Mobile Games and Cultural Investment Ltd.	171,486,000	0.1510	25.89	2015/05/12
08180	New Ray Medicine International Holding Ltd.	245,000,000	0.4250	104.13	2015/05/12
08135	ZMFY Automobile Glass Services Ltd.	25,000,000	0.6010	15.03	2015/05/15
08179	Gayety Holdings Ltd. (Name changed to Food Idea Holdings Ltd.)	480,000,000	0.1930	92.64	2015/05/19
08153	Code Agriculture (Holdings) Ltd.	142,000,000	0.0740	10.51	2015/05/26
08178	China Information Technology Development Ltd.	539,088,000	0.1880	101.35	2015/06/01
08071	China Netcom Technology Holdings Ltd.	443,000,000	0.1480	65.56	2015/06/01
08191	Hong Wei (Asia) Holdings Co. Ltd.	121,488,000	0.5600	68.03	2015/06/02
08242	Megalogic Technology Holdings Ltd.	57,600,000	0.3400	19.58	2015/06/03
08081	China Mobile Games and Cultural Investment Ltd.	533,520,000	0.1760	93.90	2015/06/05
08090	China Assurance Finance Group Ltd.	50,000,000	1.7500	87.50	2015/06/10
08046	Heng Xin China Holdings Ltd.	100,000,000	0.1700	17.00	2015/06/10
08153	Code Agriculture (Holdings) Ltd.	258,000,000	0.0750	19.35	2015/06/11
08019	Hao Wen Holdings Ltd.	851,800,000	0.1030	87.74	2015/06/15
08203	Kaisun Energy Group Ltd.	628,000,000	0.1400	87.92	2015/06/17
08137	Honbridge Holdings Ltd.	446,000,000	1.1200	499.52	2015/06/19
08116	China Fortune Investments (Holding) Ltd.	398,800,000	0.3000	119.64	2015/06/22
08011	Polyard Petroleum International Group Ltd.	100,000,000	0.3300	33.00	2015/06/22
08239	Capital Finance Holdings Ltd.	29,270,000	0.4100	12.00	2015/06/24
08051	TeleEye Holdings Ltd.	2,650,000	22.2000	58.83	2015/06/24
08117	China Primary Energy Holdings Ltd.	110,000,000	1.3900	152.90	2015/06/25
08137	Honbridge Holdings Ltd.	754,000,000	1.1200	844.48	2015/06/30
08246	Noble House (China) Holdings Ltd. (Name changed to Northern New Energy Holdings Ltd.)	80,000,000	0.9500	76.00	2015/06/30
08166	China Eco-Farming Ltd.	629,000,000	0.2000	125.80	2015/07/02
08003	Great World Company Holdings Ltd.	65,000,000	0.6200	40.30	2015/07/02
08109	Creative Energy Solutions Holdings Ltd.	190,000,000	0.1650	31.35	2015/07/03
08256	Netel Technology (Holdings) Ltd.	30,000,000	0.2420	7.26	2015/07/06
08100	GET Holdings Ltd.	39,080,000	0.4900	19.15	2015/07/08
08207	Credit China Holdings Ltd.	94,112,000	1.7000	159.99	2015/07/09
08325	China Smartpay Group Holdings Ltd.	63,953,488	2.1500	137.50	2015/07/15
08265	Powerwell Pacific Holdings Ltd.	35,200,000	0.7250	25.52	2015/07/27
08103	Tai Shing International (Holdings) Ltd.	216,644,771	0.0850	18.41	2015/07/29
08090	China Assurance Finance Group Ltd.	18,860,000	1.5900	29.99	2015/07/30
08158	China Regenerative Medicine International Ltd.	1,150,000,000	0.4000	460.00	2015/07/30
08356	CNC Holdings Ltd.	260,000,000	0.2500	65.00	2015/08/04
08226	Sunrise (China) Technology Group Ltd.	103,623,000	0.4300	44.56	2015/08/07

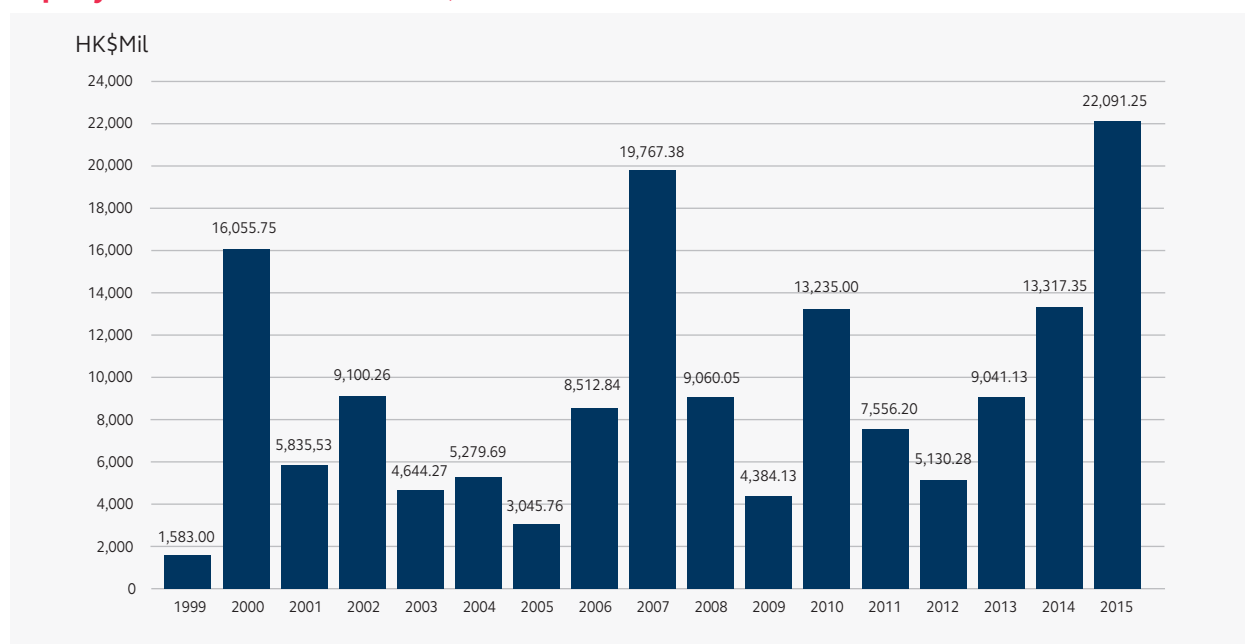
Code	Company	New shares placed	Placing price (HK\$)	Funds raised (HK\$ mil)	Allotment date
08088	AID Partners Capital Holdings Ltd.	4,005,392,000	0.2200	881.19	2015/08/11
08081	China Mobile Games and Cultural Investment Ltd.	2,500,002,000	0.1000	250.00	2015/08/21
08256	Netel Technology (Holdings) Ltd.	20,000,000	0.1790	3.58	2015/08/21
08026	Prosten Technology Holdings Ltd.	136,270,000	0.4300	58.60	2015/08/21
08163	Merdeka Mobile Group Ltd. (Name changed to Merdeka Financial Services Group Ltd.)	76,000,000	0.1200	9.12	2015/08/26
08046	Heng Xin China Holdings Ltd.	240,000,000	0.1000	24.00	2015/08/27
08047	Sky Forever Supply Chain Management Group Ltd.	88,363,469	0.1720	15.20	2015/08/31
08135	ZMFY Automobile Glass Services Ltd.	106,000,000	0.4700	49.82	2015/09/02
08266	Gold Tat Group International Ltd.	447,000,000	0.0950	42.47	2015/09/04
08078	China 3D Digital Entertainment Ltd.	403,000,000	0.2500	100.75	2015/09/08
08046	Heng Xin China Holdings Ltd.	30,000,000	0.1000	3.00	2015/09/14
08172	Lajin Entertainment Network Group Ltd.	459,934,954	1.0500	482.93	2015/09/14
08078	China 3D Digital Entertainment Ltd.	397,000,000	0.2500	99.25	2015/09/18
08269	Wealth Glory Holdings Ltd.	380,000,000	0.1070	40.66	2015/09/24
08047	Sky Forever Supply Chain Management Group Ltd.	265,000,000	0.1500	39.75	2015/09/29
08150	Seamless Green China (Holdings) Ltd.	212,300,000	0.1280	27.17	2015/09/30
08181	Kong Shum Union Property Management (Holding) Ltd.	80,000,000	0.4000	32.00	2015/10/06
08178	China Information Technology Development Ltd.	646,800,000	0.1000	64.68	2015/10/13
08081	China Mobile Games and Cultural Investment Ltd.	1,140,210,000	0.0450	51.31	2015/10/15
08193	GreaterChina Professional Services Ltd.	4,000,000,000	0.1000	400.00	2015/10/15
08207	Credit China Holdings Ltd.	265,128,000	1.9500	517.00	2015/10/22
08192	Global Energy Resources International Group Ltd.	767,680,000	0.0530	40.69	2015/10/29
08176	EDS Wellness Holdings Ltd.	345,000,000	0.4000	138.00	2015/11/06
08175	China Digital Culture (Group) Ltd.	730,000,000	0.0780	56.94	2015/11/09
08046	Heng Xin China Holdings Ltd.	590,000,000	0.1050	61.95	2015/11/09
08148	Aurum Pacific (China) Group Ltd.	840,000,000	0.1000	84.00	2015/11/11
08260	Zebra Strategic Holdings Ltd.	66,500,000	1.1800	78.47	2015/11/18
08103	Tai Shing International (Holdings) Ltd.	135,724,862	0.1000	13.57	2015/11/19
08089	Chinese Strategic Holdings Ltd.	120,000,000	0.4800	57.60	2015/11/23
08022	Evershine Group Holdings Ltd.	190,446,000	0.1980	37.71	2015/11/27
08256	Netel Technology (Holdings) Ltd.	14,000,000	0.1490	2.09	2015/11/30
08237	Link Holdings Ltd.	690,000,000	0.3300	227.70	2015/12/01
08106	Zheda Lande Scitech Ltd. – H Shares	150,000,000	0.3200	48.00	2015/12/01
08207	Credit China Holdings Ltd.	280,324,000	2.1000	588.68	2015/12/02
08120	China Demeter Investments Ltd.	328,760,000	0.1000	32.88	2015/12/09
08083	China Innovationpay Group Ltd.	300,000,000	0.4060	121.80	2015/12/09
08021	WLS Holdings Ltd.	7,680,000,000	0.0688	528.00	2015/12/10
08089	Chinese Strategic Holdings Ltd.	42,080,000	0.9350	39.34	2015/12/17
08179	Food Idea Holdings Ltd.	768,000,000	0.0360	27.65	2015/12/28
08037	Rui Kang Pharmaceutical Group Investments Ltd.	50,537,000	0.1000	5.05	2015/12/31
Total				12,230.86	

Funds raised by classification for GEM, 2011 – 2015

HK\$ mil

Type	Listing method	2011	2012	2013	2014	2015
Equities	Offer for subscription	67.21	60.00	–	11.12	–
	Offer for sale	159.35	65.80	295.64	220.72	365.55
	Offer for placing	1,107.30	1,000.56	2,887.81	1,928.61	2,375.28
	Placing	2,945.17	1,833.43	3,483.39	4,919.64	12,230.86
	Rights issue	962.71	554.59	66.94	1,484.61	1,463.38
	Open offer	382.64	498.76	557.55	1,981.32	3,651.01
	Consideration issue	1,744.22	939.13	1,357.05	2,074.04	1,225.82
	Warrants exercised	15.87	62.71	81.72	323.87	214.34
	Share option scheme	171.72	115.31	311.03	373.42	565.01
Equities funds raised		7,556.20	5,130.28	9,041.13	13,317.35	22,091.25
Equity warrants – premium		8.00	–	–	–	–

Equity funds raised for GEM, 1999 – 2015



Funds raised by Mainland enterprises H shares for GEM, 2011 – 2015

HK\$ mil

Type	Listing method	2011	2012	2013	2014	2015
Equities	Offer for subscription	-	-	-	-	-
	Offer for sale	-	-	-	-	-
	Offer for placing	-	-	-	-	77.60
	Placing	-	-	241.40	-	239.45
	Rights issue	-	-	-	-	-
	Open offer	-	-	-	-	-
	Consideration issue	-	-	-	-	15.64
	Warrants exercised	-	-	-	-	-
	Share option scheme	-	-	-	-	-
Equities funds raised		-	-	241.40	-	332.69

Funds raised by Red Chip stocks for GEM, 2011 – 2015

HK\$ mil

Type	Listing method	2011	2012	2013	2014	2015
Equities	Offer for subscription	-	-	-	-	-
	Offer for sale	-	-	-	-	-
	Offer for placing	-	-	699.20	-	-
	Placing	86.05	53.82	-	300.76	65.00
	Rights issue	-	-	-	-	-
	Open offer	-	-	-	-	-
	Consideration issue	-	-	135.00	223.65	71.43
	Warrants exercised	-	-	-	-	-
	Share option scheme	-	-	3.56	0.64	24.91
Equities funds raised		86.05	53.82	837.76	525.05	161.33

Newly listed equity warrants on GEM, 2015

Code	Warrant	Subscription price per unit (HK\$)	Subscription period	Initial issued amount (HK\$)	Listing date
08151	Luxey International (Holdings) Ltd. Warrants 2016	0.180	2016/07/12	177,544,576	2015/07/14

List of expired equity warrants for GEM, 2015

Code	Warrant	Last trading date	Delisted date
Nil			

Market value and trading for equity warrants on GEM, 2011 – 2015

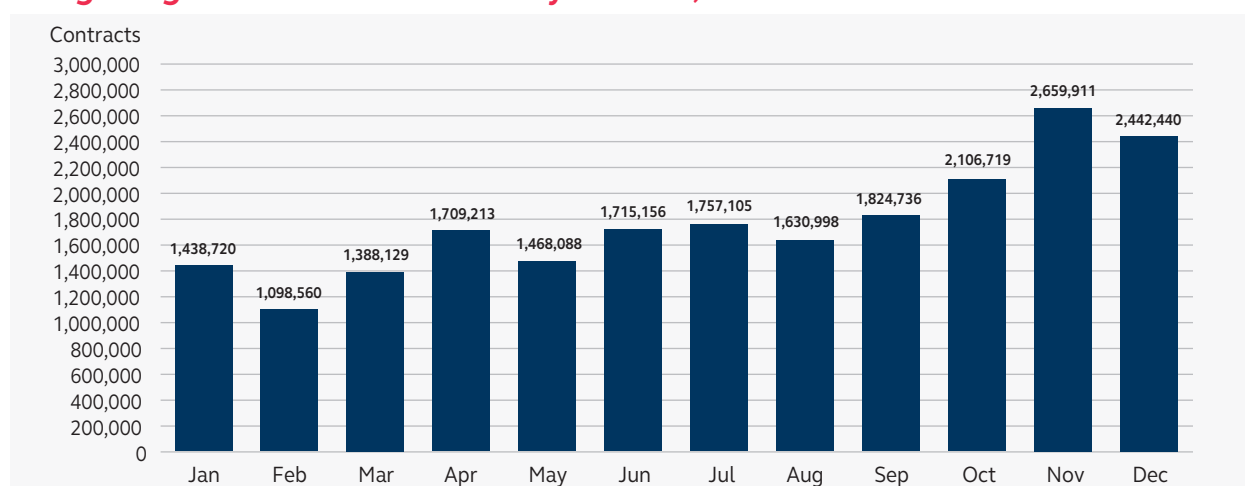
Year/Month	Number *	Market value * HK\$mil	Turnover value HK\$mil	(%) of market total
2011	2	15.97	4.07	0.01
2012	1	8.00	0.41	0.00
2013	0	0.00	0.85	0.00
2014	0	0.00	0.00	0.00
2015	1	9.86	45.68	0.02
2015				
Jan	0	0.00	0.00	0.00
Feb	0	0.00	0.00	0.00
Mar	0	0.00	0.00	0.00
Apr	0	0.00	0.00	0.00
May	0	0.00	0.00	0.00
Jun	0	0.00	0.00	0.00
Jul	1	46.36	30.46	0.12
Aug	1	26.63	9.68	0.07
Sep	1	18.74	1.17	0.01
Oct	1	13.81	2.67	0.02
Nov	1	12.82	0.84	0.01
Dec	1	9.86	0.86	0.01

* Month-end or year-end figures.

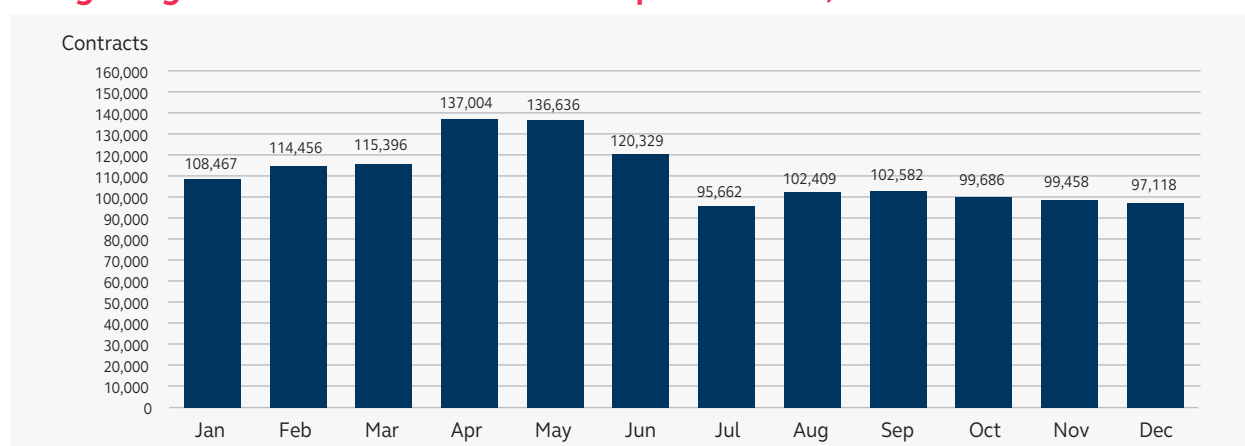
Hang Seng Index futures – trading statistics, 2011 – 2015

Year/Month	No. of trading days	Contracts			
		Total volume	Average daily volume	Period end open interest	
2011	245.5	23,085,833	94,036	86,409	
2012	245.5	20,353,069	82,905	139,344	
2013	244.0	19,580,330	80,247	107,304	
2014	247.0	17,067,247	69,098	99,195	
2015	247.0	21,239,775	85,991	97,118	
2015	Jan	21.0	1,438,720	68,510	108,467
	Feb	18.0	1,098,560	61,031	114,456
	Mar	22.0	1,388,129	63,097	115,396
	Apr	19.0	1,709,213	89,959	137,004
	May	19.0	1,468,088	77,268	136,636
	Jun	22.0	1,715,156	77,962	120,329
	Jul	22.0	1,757,105	79,868	95,662
	Aug	21.0	1,630,998	77,667	102,409
	Sep	20.0	1,824,736	91,237	102,582
	Oct	20.0	2,106,719	105,336	99,686
	Nov	21.0	2,659,911	126,662	98,458
	Dec	22.0	2,442,440	111,020	97,118
2015	Highest (date)		198,541 (26/08)		180,706 (28/04)

Hang Seng Index futures – monthly volume, 2015



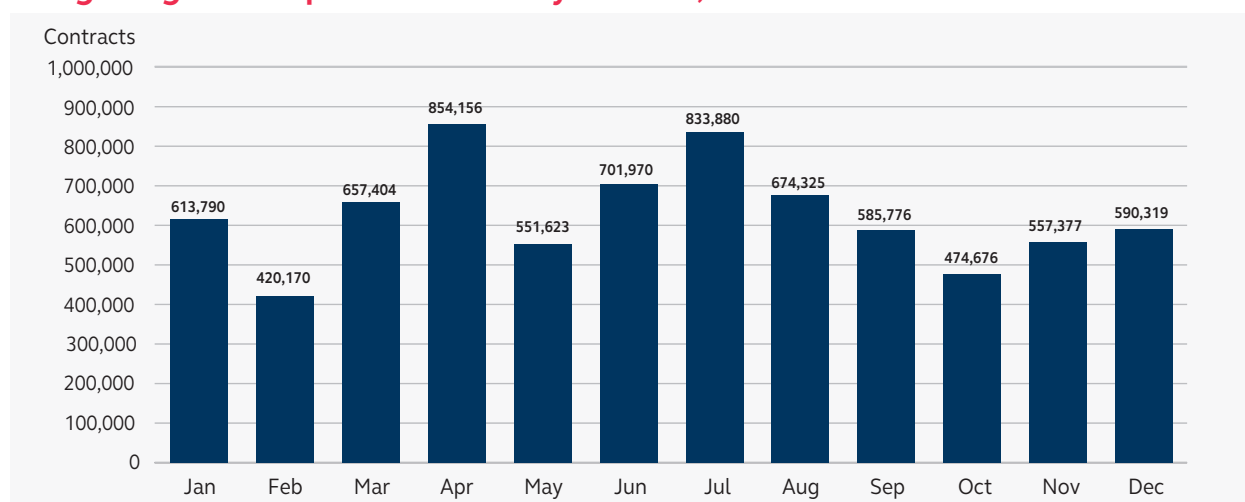
Hang Seng Index futures – month-end open interest, 2015



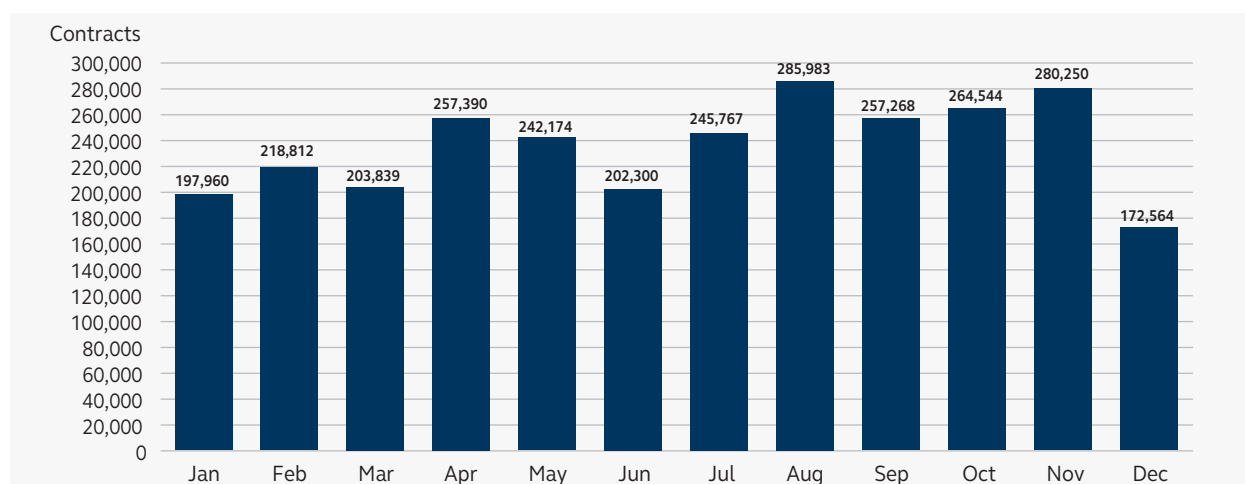
Hang Seng Index options – trading statistics, 2011 – 2015

Year/Month	No. of trading days	Volume (contracts)			Average daily	Period end open interest (contracts)
		Call	Put	Total		
2011	245.5	4,975,186	5,692,240	10,667,426	43,452	184,402
2012	245.5	4,101,858	5,128,287	9,230,145	37,597	260,785
2013	244.0	4,049,293	4,552,216	8,601,509	35,252	173,176
2014	247.0	3,549,493	3,969,217	7,518,710	30,440	169,950
2015	247.0	3,524,583	3,990,883	7,515,466	30,427	172,564
2015 Jan	21.0	283,952	329,838	613,790	29,228	197,960
2015 Feb	18.0	198,492	221,678	420,170	23,343	218,812
2015 Mar	22.0	301,326	356,078	657,404	29,882	203,839
2015 Apr	19.0	411,919	442,237	854,156	44,956	257,390
2015 May	19.0	265,844	285,779	551,623	29,033	242,174
2015 Jun	22.0	317,958	384,012	701,970	31,908	202,300
2015 Jul	22.0	365,492	468,388	833,880	37,904	245,767
2015 Aug	21.0	312,398	361,927	674,325	32,111	285,983
2015 Sep	20.0	272,661	313,115	585,776	29,289	257,268
2015 Oct	20.0	221,934	252,742	474,676	23,734	264,544
2015 Nov	21.0	274,623	282,754	557,377	26,542	280,250
2015 Dec	22.0	297,984	292,335	590,319	26,833	172,564
2015 Highest (date)				90,135 (08/04)		368,716 (25/09)

Hang Seng Index options – monthly volume, 2015



Hang Seng Index options – month-end open interest 2015



Mini-Hang Seng Index futures – trading statistics, 2011 – 2015

Year/Month	No. of trading days	Contracts		
		Total volume	Average daily volume	Period end open interest
2011	245.5	10,294,537	41,933	5,129
2012	245.5	8,545,847	34,810	6,638
2013	244.0	7,853,800	32,188	5,835
2014	247.0	6,959,838	28,177	7,472
2015	247.0	10,046,556	40,674	7,556
2015 Jan	21.0	737,518	35,120	7,588
Feb	18.0	470,138	26,119	6,326
Mar	22.0	626,775	28,490	7,247
Apr	19.0	856,194	45,063	8,530
May	19.0	733,392	38,600	10,480
Jun	22.0	946,234	43,011	10,316
Jul	22.0	1,061,637	48,256	8,489
Aug	21.0	961,220	45,772	9,203
Sep	20.0	1,041,739	52,087	7,431
Oct	20.0	891,322	44,566	7,039
Nov	21.0	908,368	43,256	9,933
Dec	22.0	812,019	36,910	7,556
2015 Highest (date)		94,001 (25/08)		18,411 (27/07)

Mini-Hang Seng Index options – trading statistics, 2011 – 2015

Year/Month	No. of trading days	Volume (contracts)				Period end open interest (contracts)
		Call	Put	Total volume	Average daily volume	
2011	245.5	472,500	481,914	954,414	3,888	3,873
2012	245.5	597,429	633,568	1,230,997	5,014	12,363
2013	244.0	558,839	598,427	1,157,266	4,743	4,665
2014	247.0	473,906	487,448	961,354	3,892	5,734
2015	247.0	521,643	512,170	1,033,813	4,185	4,945
2015 Jan	21.0	45,583	52,192	97,775	4,656	7,404
Feb	18.0	30,812	32,563	63,375	3,521	5,710
Mar	22.0	42,619	39,847	82,466	3,748	6,804
Apr	19.0	54,493	52,554	107,047	5,634	10,241
May	19.0	51,358	45,037	96,395	5,073	8,760
Jun	22.0	49,833	48,627	98,460	4,475	7,438
Jul	22.0	48,019	43,669	91,688	4,168	7,365
Aug	21.0	44,930	46,233	91,163	4,341	9,647
Sep	20.0	41,457	40,441	81,898	4,095	7,571
Oct	20.0	33,083	33,237	66,320	3,316	6,330
Nov	21.0	43,830	43,916	87,746	4,178	7,779
Dec	22.0	35,626	33,854	69,480	3,158	4,945
2015 Highest (date)				8,880 (27/04)		21,091 (28/04)

H-shares Index futures – trading statistics, 2011 – 2015

Year/Month	No. of trading days	Contracts		
		Total volume	Average daily volume	Period end open interest
2011	245.5	15,003,870	61,116	106,277
2012	245.5	15,923,813	64,863	181,909
2013	244.0	20,871,257	85,538	217,646
2014	247.0	21,984,297	89,005	259,173
2015	247.0	33,379,310	135,139	384,767
2015 Jan	21.0	2,504,371	119,256	233,370
Feb	18.0	1,647,020	91,501	232,960
Mar	22.0	2,483,819	112,901	303,145
Apr	19.0	3,339,367	175,756	349,648
May	19.0	2,774,990	146,052	318,713
Jun	22.0	3,158,815	143,583	317,137
Jul	22.0	3,511,887	159,631	308,702
Aug	21.0	3,177,085	151,290	365,889
Sep	20.0	2,887,408	144,370	349,891
Oct	20.0	2,517,885	125,894	349,922
Nov	21.0	2,607,467	124,165	363,089
Dec	22.0	2,769,196	125,873	384,767
2015 Highest (date)		467,559 (26/08)		519,817 (29/12)

H-shares Index options – trading statistics, 2011- 2015

Year/Month	No. of trading days	Volume (contracts)				Period end open interest (contracts)
		Call	Put	Total volume	Average daily volume	
2011	245.5	1,803,380	1,968,419	3,771,799	15,364	158,628
2012	245.5	2,966,744	3,334,145	6,300,889	25,666	589,342
2013	244.0	3,814,440	4,212,834	8,027,274	32,899	858,416
2014	247.0	4,278,275	4,720,622	8,998,897	36,433	991,190
2015	247.0	7,345,514	7,958,731	15,304,245	61,961	1,625,661
2015 Jan	21.0	430,354	496,646	927,000	44,143	1,121,444
Feb	18.0	288,742	374,264	663,006	36,834	1,197,062
Mar	22.0	469,753	447,945	917,698	41,714	1,093,784
Apr	19.0	689,940	600,044	1,289,984	67,894	1,369,689
May	19.0	520,193	474,956	995,149	52,376	1,517,363
Jun	22.0	738,205	586,561	1,324,766	60,217	1,354,820
Jul	22.0	783,204	894,972	1,678,176	76,281	1,694,101
Aug	21.0	753,560	869,140	1,622,700	77,271	2,045,951
Sep	20.0	733,915	1,181,192	1,915,107	95,755	2,165,685
Oct	20.0	643,906	653,797	1,297,703	64,885	2,296,497
Nov	21.0	621,667	651,339	1,273,006	60,619	2,389,046
Dec	22.0	672,075	727,875	1,399,950	63,634	1,625,661
2015 Highest (date)				188,957 (04/09)		2,618,350 (25/09)

Mini H-shares Index futures – trading statistics, 2011 – 2015

Year/Month	No. of trading days	Contracts		
		Total volume	Average daily volume	Period end open interest
2011	245.5	1,845,116	7,516	1,520
2012	245.5	1,560,515	6,356	2,276
2013	244.0	2,252,621	9,232	3,608
2014	247.0	3,429,393	13,884	3,588
2015	247.0	7,506,543	30,391	6,088
2015 Jan	21.0	723,083	34,433	6,278
Feb	18.0	394,103	21,895	3,577
Mar	22.0	556,483	25,295	6,114
Apr	19.0	738,786	38,883	5,903
May	19.0	657,029	34,580	7,470
Jun	22.0	861,536	39,161	9,041
Jul	22.0	874,280	39,740	6,611
Aug	21.0	664,080	31,623	5,417
Sep	20.0	625,920	31,296	5,022
Oct	20.0	462,020	23,101	4,982
Nov	21.0	471,919	22,472	7,282
Dec	22.0	477,304	21,696	6,088
2015 Highest (date)		74,511 (08/07)		13,703 (24/04)

HSI Dividend Point Index Futures – trading statistics, 2011 – 2015

Year/Month	No. of trading days	Contracts		
		Total volume	Average daily volume	Period end open interest
2011	245.5	11,196	46	4,460
2012	245.5	20,793	85	1,969
2013	244.0	11,214	46	4,599
2014	247.0	15,658	63	3,480
2015	247.0	9,573	39	2,581
2015 Jan	21.0	360	17	3,690
2015 Feb	18.0	1,810	101	4,900
2015 Mar	22.0	1,130	51	5,000
2015 Apr	19.0	801	42	5,051
2015 May	19.0	2,320	122	4,931
2015 Jun	22.0	150	7	5,081
2015 Jul	22.0	452	21	5,481
2015 Aug	21.0	900	43	6,081
2015 Sep	20.0	750	38	6,381
2015 Oct	20.0	800	40	7,031
2015 Nov	21.0	100	5	7,131
2015 Dec	22.0	0	0	2,581
2015 Highest (date)		2,100 (08/05)		7,131 (30/12)

HSCEI Dividend Point Index Futures – trading statistics, 2011 – 2015

Year/Month	No. of trading days	Contracts		
		Total volume	Average daily volume	Period end open interest
2011	245.5	53,054	216	34,270
2012	245.5	184,786	753	48,879
2013	244.0	156,496	641	51,075
2014	247.0	240,572	974	48,174
2015	247.0	205,269	831	75,426
2015 Jan	21.0	25,202	1,200	51,025
2015 Feb	18.0	3,600	200	52,525
2015 Mar	22.0	54,106	2,459	53,502
2015 Apr	19.0	4,094	215	48,601
2015 May	19.0	6,002	316	50,025
2015 Jun	22.0	9,850	448	53,425
2015 Jul	22.0	6,091	277	54,515
2015 Aug	21.0	15,800	752	61,426
2015 Sep	20.0	35,061	1,753	76,873
2015 Oct	20.0	11,835	592	82,460
2015 Nov	21.0	15,450	736	90,610
2015 Dec	22.0	18,178	826	75,426
2015 Highest (date)		14,110 (25/03)		101,430 (30/12)

Flexible Hang Seng Index Options – trading statistics, 2011 – 2015

Year/Month	No. of trading days	Volume (contracts)				Average daily volume	Period end open interest (contracts)
		Call	Put	Total volume	Average daily volume		
2011	245.5	2,750	6,510	9,260	38	7,510	
2012	245.5	5,296	8,887	14,183	58	9,468	
2013	244.0	8,458	739	9,197	38	506	
2014	247.0	100	250	350	1	50	
2015	247.0	1,775	3,525	5,300	21	2,975	
2015 Jan	21.0	0	0	0	0	50	
2015 Feb	18.0	0	0	0	0	50	
2015 Mar	22.0	100	100	200	9	100	
2015 Apr	19.0	0	0	0	0	100	
2015 May	19.0	0	0	0	0	100	
2015 Jun	22.0	0	0	0	0	100	
2015 Jul	22.0	0	0	0	0	100	
2015 Aug	21.0	0	500	500	24	600	
2015 Sep	20.0	400	400	800	40	1,400	
2015 Oct	20.0	0	0	0	0	1,400	
2015 Nov	21.0	400	400	800	38	1,400	
2015 Dec	22.0	875	2,125	3,000	136	2,975	
2015 Highest (date)				1,750 (29/12)		3,025 (29/12)	

Flexible H-shares Index Options – trading statistics, 2011 – 2015

Year/Month	No. of trading days	Volume (contracts)				Average daily interest volume	Period end open interest (contracts)
		Call	Put	Total volume	Average daily interest volume		
2011	245.5	16,840	6,670	23,510	96	3,500	
2012	245.5	3,556	7,615	11,171	46	9,821	
2013	244.0	11,174	19,615	30,789	126	25,099	
2014	247.0	9,920	26,701	36,621	148	25,440	
2015	247.0	15,283	24,565	39,848	161	16,131	
2015 Jan	21.0	1,400	4,315	5,715	272	31,055	
2015 Feb	18.0	0	6,025	6,025	335	31,165	
2015 Mar	22.0	100	1,250	1,350	61	31,315	
2015 Apr	19.0	6,210	4,540	10,750	566	40,805	
2015 May	19.0	3,660	3,020	6,680	352	44,480	
2015 Jun	22.0	150	150	300	14	35,290	
2015 Jul	22.0	100	582	682	31	35,372	
2015 Aug	21.0	2,050	2,215	4,265	203	33,762	
2015 Sep	20.0	400	0	400	20	29,912	
2015 Oct	20.0	213	513	726	36	30,186	
2015 Nov	21.0	1,000	500	1,500	71	31,686	
2015 Dec	22.0	0	1,455	1,455	66	16,131	
2015 Highest (date)				4,500 (13/02)		44,480 (26/06)	

HSI Volatility Index Futures – trading statistics, 2012 – 2015

Year/Month	No. of trading days	Contracts		
		Total volume	Average daily volume	Period end open interest
2012 *	214.5	1,526	7	8
2013	244.0	978	4	21
2014	247.0	475	2	2
2015	247.0	464	2	1
2015 Jan	21.0	12	1	10
Feb	18.0	13	1	23
Mar	22.0	25	1	11
Apr	19.0	95	5	3
May	19.0	106	6	68
Jun	22.0	34	2	13
Jul	22.0	81	4	15
Aug	21.0	49	2	7
Sep	20.0	9	0	0
Oct	20.0	16	1	6
Nov	21.0	17	1	10
Dec	22.0	7	0	1
2015 Highest (date)		105 (29/05)		68 (29/05)

* Trading in HSI Volatility Index Futures commenced on 20 Feb 2012

CES China 120 Index Futures – trading statistics, 2013 – 2015

Year/Month	No. of trading days	Contracts		
		Total volume	Average daily volume	Period end open interest
2013 *	96.0	50,213	523	203
2014	247.0	40,283	163	93
2015	247.0	27,427	111	5
2015 Jan	21.0	9,487	452	74
Feb	18.0	3,454	192	170
Mar	22.0	1,434	65	70
Apr	19.0	4,648	245	98
May	19.0	2,319	122	92
Jun	22.0	2,436	111	197
Jul	22.0	2,485	113	47
Aug	21.0	561	27	96
Sep	20.0	317	16	27
Oct	20.0	154	8	21
Nov	21.0	68	3	22
Dec	22.0	64	3	5
2015 Highest (date)		769 (08/01)		363 (26/02)

* Trading in CES China 120 Index Futures commenced on 12 Aug 2013

IBOVESPA Futures – trading statistics, 2012 – 2015

Year/Month	No. of trading days	Contracts		
		Total volume	Average daily volume	Period end open interest
2012 *	185.5	7	0	0
2013	244.0	0	0	0
2014	247.0	0	0	0
2015	247.0	0	0	0
2015 Jan	21.0	0	0	0
Feb	18.0	0	0	0
Mar	22.0	0	0	0
Apr	19.0	0	0	0
May	19.0	0	0	0
Jun	22.0	0	0	0
Jul	22.0	0	0	0
Aug	21.0	0	0	0
Sep	20.0	0	0	0
Oct	20.0	0	0	0
Nov	21.0	0	0	0
Dec	22.0	0	0	0
2015 Highest (date)		0		0
		-		-

* Trading in IBOVESPA Futures commenced on 30 Mar 2012

MICEX Index Futures – trading statistics, 2012 – 2015

Year/Month	No. of trading days	Contracts		
		Total volume	Average daily volume	Period end open interest
2012 *	185.5	8	0	0
2013	244.0	0	0	0
2014	247.0	0	0	0
2015	247.0	0	0	0
2015 Jan	21.0	0	0	0
Feb	18.0	0	0	0
Mar	22.0	0	0	0
Apr	19.0	0	0	0
May	19.0	0	0	0
Jun	22.0	0	0	0
Jul	22.0	0	0	0
Aug	21.0	0	0	0
Sep	20.0	0	0	0
Oct	20.0	0	0	0
Nov	21.0	0	0	0
Dec	22.0	0	0	0
2015 Highest (date)		0		0
		-		-

* Trading in MICEX Index Futures commenced on 30 Mar 2012

S&P BSE Sensex Index Futures – trading statistics, 2012 – 2015

Year/Month	No. of trading days	Contracts		
		Total volume	Average daily volume	Period end open interest
2012 *	185.5	190	1	0
2013	244.0	0	0	0
2014	247.0	0	0	0
2015	247.0	0	0	0
2015 Jan	21.0	0	0	0
2015 Feb	18.0	0	0	0
2015 Mar	22.0	0	0	0
2015 Apr	19.0	0	0	0
2015 May	19.0	0	0	0
2015 Jun	22.0	0	0	0
2015 Jul	22.0	0	0	0
2015 Aug	21.0	0	0	0
2015 Sep	20.0	0	0	0
2015 Oct	20.0	0	0	0
2015 Nov	21.0	0	0	0
2015 Dec	22.0	0	0	0
2015 Highest (date)		0 -		0 -

* Trading in S&P BSE Sensex Index Futures commenced on 30 Mar 2012

FTSE/JSE Top40 Futures – trading statistics, 2012 – 2015

Year/Month	No. of trading days	Contracts		
		Total volume	Average daily volume	Period end open interest
2012 *	185.5	0	0	0
2013	244.0	0	0	0
2014	247.0	0	0	0
2015	247.0	0	0	0
2015 Jan	21.0	0	0	0
2015 Feb	18.0	0	0	0
2015 Mar	22.0	0	0	0
2015 Apr	19.0	0	0	0
2015 May	19.0	0	0	0
2015 Jun	22.0	0	0	0
2015 Jul	22.0	0	0	0
2015 Aug	21.0	0	0	0
2015 Sep	20.0	0	0	0
2015 Oct	20.0	0	0	0
2015 Nov	21.0	0	0	0
2015 Dec	22.0	0	0	0
2015 Highest (date)		0 -		0 -

* Trading in FTSE/JSE Top40 Futures commenced on 30 Mar 2012

Three-month HIBOR futures – trading statistics, 2011 – 2015

Year/Month	No. of trading days	Contracts		
		Total volume	Average daily volume	Period end open interest
2011	245.5	414	2	24
2012	245.5	150	1	0
2013	244.0	2	0	1
2014	247.0	35	0	5
2015	247.0	90	0	0
2015 Jan	21.0	0	0	5
2015 Feb	18.0	80	4	35
2015 Mar	22.0	0	0	35
2015 Apr	19.0	0	0	35
2015 May	19.0	0	0	35
2015 Jun	22.0	0	0	30
2015 Jul	22.0	10	0	30
2015 Aug	21.0	0	0	20
2015 Sep	20.0	0	0	0
2015 Oct	20.0	0	0	0
2015 Nov	21.0	0	0	0
2015 Dec	22.0	0	0	0
2015 Highest (date)		40 (23/02)		45 (24/02)

One-month HIBOR futures – trading statistics, 2011 – 2015

Year/Month	No. of trading days	Contracts		
		Total volume	Average daily volume	Period end open interest
2011	245.5	245	1	25
2012	245.5	10	0	0
2013	244.0	20	0	0
2014	247.0	0	0	0
2015	247.0	6	0	0
2015 Jan	21.0	0	0	0
2015 Feb	18.0	0	0	0
2015 Mar	22.0	0	0	0
2015 Apr	19.0	0	0	0
2015 May	19.0	0	0	0
2015 Jun	22.0	0	0	0
2015 Jul	22.0	0	0	0
2015 Aug	21.0	2	0	2
2015 Sep	20.0	1	0	3
2015 Oct	20.0	3	0	0
2015 Nov	21.0	0	0	0
2015 Dec	22.0	0	0	0
2015 Highest (date)		3 (07/10)		3 (06/10)

Three-Year Exchange Fund Note futures – trading statistics, 2011 – 2015

Year/Month	No. of trading days	Contracts		
		Total volume	Average daily volume	Period end open interest
2011	245.5	0	0	0
2012	245.5	0	0	0
2013	244.0	25	0	0
2014	247.0	0	0	0
2015 *	173.0	0	0	-
2015 Jan	21.0	0	0	0
Feb	18.0	0	0	0
Mar	22.0	0	0	0
Apr	19.0	0	0	0
May	19.0	0	0	0
Jun	22.0	0	0	0
Jul	22.0	0	0	0
Aug	21.0	0	0	0
Sep	9.0	0	0	-
2015 Highest (date)		0		0
		-		-

* Trading in 3-Year Exchange Fund Note Futures suspended with effect from 14 Sep 2015

Stock futures contracts as at the end of 2015

Underlying Stock	Launch Date	Contract Multiplier
Agricultural Bank of China Ltd.	2015/11/30	50,000
Alibaba Pictures Group Ltd.	2015/11/30	50,000
Aluminum Corporation of China Ltd.	2004/06/14	2,000
AviChina Industry & Technology Co. Ltd.	2015/12/07	10,000
Bank of China Ltd.	2006/07/03	1,000
Bank of Communications Co., Ltd.	2005/11/07	1,000
BOC Hong Kong (Holdings) Ltd.	2003/03/17	500
Cathay Pacific Airways Ltd.	2001/08/27	1,000
CGN Power Co., Ltd.	2015/11/30	50,000
China AMC CSI300 Index ETF	2013/06/10	2,000
China Cinda Asset Management Co., Ltd.	2015/11/30	50,000
China CITIC Bank Corporation Ltd.	2015/11/30	50,000
China Coal Energy Co. Ltd.	2015/12/07	10,000
China Communications Construction Co. Ltd.	2007/03/19	1,000
China Construction Bank Corporation	2005/12/19	1,000
China Hongqiao Group Ltd.	2015/11/30	10,000
China Huishan Dairy holdings Co. Ltd.	2015/11/30	50,000
China Life Insurance Co. Ltd.	2004/06/14	1,000
China Merchants Bank Co., Ltd.	2006/10/27	500
China Minsheng Banking Corp., Ltd.	2015/12/07	10,000
China Mobile Ltd.	1998/06/05	500
China Oilfield Services Ltd.	2015/12/07	10,000
China Petroleum & Chemical Corporation	2002/07/22	2,000
China Shenhua Energy Co. Ltd.	2015/11/30	10,000
China South City Holdings Ltd.	2015/12/07	10,000
China Southern Airlines Co. Ltd.	2015/12/07	10,000
China Telecom Corporation Ltd.	2004/06/14	2,000
China Unicom (Hong Kong) Ltd.	2001/08/27	2,000
CITIC Ltd.	1997/05/23	1,000
CITIC Securities Co. Ltd.	2015/11/30	10,000
CK Hutchison Holdings Ltd.	1995/09/25	500
CLP Holdings Ltd.	1997/10/17	500
CNOOC Ltd.	2002/07/22	1,000
CRRC Corporation Ltd.	2015/11/30	10,000
CSOP FTSE China A50 ETF	2013/06/10	5,000
Digital China Holdings Ltd.	2015/11/30	5,000
Esprit Holdings Ltd.	2005/07/11	100
Evergrande Real Estate Group Ltd.	2015/11/30	50,000
FIH Mobile Ltd.	2007/03/19	1,000
Fosun International Ltd.	2015/11/30	10,000
GOME Electrical Appliances Holding Ltd.	2015/11/30	50,000
Great Wall Motor Co. Ltd.	2015/12/07	10,000
Guangzhou Automobile Group Co., Ltd.	2015/11/30	10,000
Guangzhou Baiyunshan Pharmaceutical Holdings Co. Ltd.	2015/12/07	2,000
Haitong Securities Co. Ltd.	2015/11/30	10,000
Hang Seng Bank Ltd.	1997/09/19	100
Henderson Land Development Co. Ltd.	1997/09/19	1,000
Hong Kong Exchanges and Clearing Ltd.	2001/08/27	100
HSBC Holdings Plc.	1995/03/31	400
Huaneng Power International, Inc.	2002/07/22	2,000
Huatai Securities Co., Ltd.	2015/12/07	10,000
Industrial and Commercial Bank of China Ltd.	2006/10/27	1,000
iShares FTSE A50 China Index ETF	2013/06/10	5,000
Kingsoft Corporation Ltd.	2015/12/07	5,000

Stock futures contracts as at the end of 2015 (continued)

Underlying Stock	Launch Date	Contract Multiplier
Li & Fung Ltd.	2001/08/27	2,000
MTR Corporation Ltd.	2001/08/27	500
New China Life Insurance Co. Ltd.	2015/12/07	5,000
New World Development Co. Ltd.	1997/10/17	1,000
PetroChina Co. Ltd.	2001/08/27	2,000
PICC Property and Casualty Co. Ltd.	2007/03/19	2,000
Ping An Insurance (Group) Co. of China, Ltd.	2005/11/07	500
Poly Property Group Co., Ltd.	2015/12/07	10,000
Power Assets Holdings Ltd.	1998/03/18	500
Semiconductor Manufacturing International Corporation	2015/12/07	50,000
SOHO China Ltd.	2015/12/07	10,000
Sun Hung Kai Properties Ltd.	1997/09/19	1,000
Sunac China Holdings Ltd.	2015/11/30	10,000
Swire Pacific Ltd. 'A'	1997/05/23	500
Tencent Holdings Ltd.	2015/11/30	10,000
The Bank of East Asia, Ltd.	2001/01/08	200
The Hong Kong and China Gas Co. Ltd.	2001/08/27	1,000
The Wharf (Holdings) Ltd.	1997/10/17	1,000
Yanzhou Coal Mining Co. Ltd.	2015/12/07	10,000
Zijin Mining Group Co., Ltd.	2015/12/07	10,000

Stock futures contract volume and open interest, 2011 – 2015

Year/Month	days	No. of trading volume	Contracts		Period end
			Total daily volume	Average open interest	
2011		245.5	444,014	1,809	11,277
2012		245.5	322,715	1,315	19,516
2013		244.0	459,190	1,882	18,409
2014		247.0	427,609	1,731	14,916
2015		247.0	729,013	2,951	20,088
2015	Jan	21.0	70,310	3,348	15,926
	Feb	18.0	35,408	1,967	16,151
	Mar	22.0	62,884	2,858	17,347
	Apr	19.0	118,330	6,228	29,282
	May	19.0	69,926	3,680	26,439
	Jun	22.0	85,556	3,889	27,123
	Jul	22.0	83,726	3,806	24,038
	Aug	21.0	46,458	2,212	16,889
	Sep	20.0	40,138	2,007	17,768
	Oct	20.0	32,908	1,645	18,298
	Nov	21.0	34,218	1,629	21,683
	Dec	22.0	49,151	2,234	20,088
2015	Highest (date)		12,639 (26/06)		42,405 (29/06)

Stock futures – trading statistics by underlying stock, 2015

Underlying Stock	Contracts			
	Volume		Period end open Interest	
	Total	% of Total	Total	% of Total
Agricultural Bank of China Ltd.	8	0.00	6	0.03
Alibaba Pictures Group Ltd.	0	0.00	0	0.00
Aluminum Corporation of China Ltd.	2,676	0.37	44	0.22
AviChina Industry & Technology Co. Ltd.	0	0.00	0	0.00
Bank of China Ltd.	12,233	1.68	238	1.18
Bank of Communications Co., Ltd.	6,685	0.92	403	2.01
BOC Hong Kong (Holdings) Ltd.	11,337	1.56	584	2.91
Cathay Pacific Airways Ltd.	859	0.12	17	0.08
CGN Power Co., Ltd.	0	0.00	0	0.00
China AMC CSI300 Index ETF	55,952	7.68	637	3.17
China Cinda Asset Management Co., Ltd.	0	0.00	0	0.00
China CITIC Bank Corporation Ltd.	0	0.00	0	0.00
China Coal Energy Co. Ltd.	0	0.00	0	0.00
China Communications Construction Co. Ltd.	14,318	1.96	877	4.37
China Construction Bank Corporation	24,713	3.39	241	1.20
China Hongqiao Group Ltd.	0	0.00	0	0.00
China Huishan Dairy holdings Co. Ltd.	0	0.00	0	0.00
China Life Insurance Co. Ltd.	49,592	6.80	896	4.46
China Merchants Bank Co., Ltd.	12,205	1.67	1,193	5.94
China Minsheng Banking Corp., Ltd.	0	0.00	0	0.00
China Mobile Ltd.	45,336	6.22	615	3.06
China Oilfield Services Ltd.	0	0.00	0	0.00
China Petroleum & Chemical Corporation	10,601	1.45	94	0.47
China Shenhua Energy Co. Ltd.	18	0.00	2	0.01
China South City Holdings Ltd.	0	0.00	0	0.00
China Southern Airlines Co. Ltd.	0	0.00	0	0.00
China Telecom Corporation Ltd.	792	0.11	68	0.34
China Unicom (Hong Kong) Ltd.	1,794	0.25	109	0.54
CITIC Ltd.	9,547	1.31	179	0.89
CITIC Securities Co. Ltd.	0	0.00	0	0.00
CK Hutchison Holdings Ltd.	10,101	1.39	276	1.37
CLP Holdings Ltd.	360	0.05	9	0.04
CNOOC Ltd.	14,875	2.04	524	2.61
CRRC Corporation Ltd.	0	0.00	0	0.00
CSOP FTSE China A50 ETF	154,074	21.13	4,478	22.29
Digital China Holdings Ltd.	0	0.00	0	0.00
Esprit Holdings Ltd.	1,068	0.15	55	0.27
Evergrande Real Estate Group Ltd.	0	0.00	0	0.00
FIH Mobile Ltd.	608	0.08	0	0.00
Fosun International Ltd.	0	0.00	0	0.00
GOME Electrical Appliances Holding Ltd.	0	0.00	0	0.00
Great Wall Motor Co. Ltd.	0	0.00	0	0.00
Guangzhou Automobile Group Co., Ltd.	0	0.00	0	0.00
Guangzhou Baiyunshan Pharmaceutical Holdings Co. Ltd.	0	0.00	0	0.00
Haitong Securities Co. Ltd.	0	0.00	0	0.00
Hang Seng Bank Ltd.	6,413	0.88	89	0.44
Henderson Land Development Co. Ltd.	3,484	0.48	4	0.02
Hong Kong Exchanges and Clearing Ltd.	118,978	16.32	4,281	21.31
HSBC Holdings Plc.	36,141	4.96	640	3.19
Huaneng Power International, Inc.	380	0.05	33	0.16
Huatai Securities Co., Ltd.	0	0.00	0	0.00

Stock futures – trading statistics by underlying stock, 2015 (continued)

Underlying Stock	Contracts			
	Volume		Period end open Interest	
	Total	% of Total	Total	% of Total
Hutchison Whampoa Ltd.	3,015	0.41	-	-
Industrial and Commercial Bank of China Ltd.	16,762	2.30	800	3.98
iShares FTSE A50 China Index ETF	29,666	4.07	212	1.06
Kingsoft Corporation Ltd.	0	0.00	0	0.00
Li & Fung Ltd.	914	0.13	10	0.05
MTR Corporation Ltd.	1,557	0.21	202	1.01
New China Life Insurance Co. Ltd.	0	0.00	0	0.00
New World Development Co. Ltd.	608	0.08	39	0.19
PetroChina Co. Ltd.	12,629	1.73	541	2.69
PICC Property and Casualty Co. Ltd.	3,137	0.43	238	1.18
Ping An Insurance (Group) Co. of China, Ltd.	42,042	5.77	1,320	6.57
Poly Property Group Co., Ltd.	0	0.00	0	0.00
Power Assets Holdings Ltd.	337	0.05	49	0.24
Semiconductor Manufacturing International Corporation	0	0.00	0	0.00
SOHO China Ltd.	0	0.00	0	0.00
Sun Hung Kai Properties Ltd.	9,726	1.33	41	0.20
Sunac China Holdings Ltd.	0	0.00	0	0.00
Swire Pacific Ltd. 'A'	245	0.03	6	0.03
Tencent Holdings Ltd.	62	0.01	7	0.03
The Bank of East Asia, Ltd.	181	0.02	6	0.03
The Hong Kong and China Gas Co. Ltd.	932	0.13	14	0.07
The Wharf (Holdings) Ltd.	2,050	0.28	11	0.05
Yanzhou Coal Mining Co. Ltd.	0	0.00	0	0.00
Zijin Mining Group Co., Ltd.	2	0.00	0	0.00

Stock options classes as at the end of 2015

Class	Code	Launch date	Lot size (shares)
iShares FTSE A50 China Index ETF	A50	2010/07/12	5,000
Anhui Conch Cement Co. Ltd.	ACC	2011/11/21	500
AIA Group Ltd.	AIA	2010/10/29	1,000
Aluminum Corporation of China Ltd.	ALC	2004/06/14	2,000
ChinaAMC CSI 300 Index ETF	AMC	2013/01/28	2,000
Bank of Communications Co., Ltd.	BCM	2005/11/07	1,000
The Bank of East Asia, Ltd.	BEA	2001/01/08	200
Belle International Holdings Ltd.	BIH	2011/11/21	1,000
BOC Hong Kong (Holdings) Ltd.	BOC	2003/03/17	500
BYD Company Ltd.	BYD	2009/11/16	500
China Communications Construction Co. Ltd.	CCC	2007/03/19	1,000
China Coal Energy Co. Ltd.	CCE	2007/09/03	1,000
China COSCO Holdings Co. Ltd.	CCS	2009/11/16	500
China Cinda Asset Management Co., Ltd.	CDA	2014/07/02	5,000
CGN Power Co., Ltd.	CGN	2015/11/30	10,000
China Mobile Ltd.	CHT	1998/05/15	500
China Unicom (Hong Kong) Ltd.	CHU	2001/08/27	2,000
CITIC Ltd.	CIT	1995/10/23	1,000
CK Hutchison Holdings Ltd.	CKH	1995/09/25	1,000
Cheung Kong Property Holdings Ltd.	CKP	2015/11/30	1,000
China Life Insurance Co. Ltd.	CLI	2004/06/14	1,000
CLP Holdings Ltd.	CLP	1995/12/18	500
China Merchants Bank Co., Ltd.	CMB	2006/10/27	500
CNOOC Ltd.	CNC	2002/07/22	1,000
China Overseas Land & Investment Ltd.	COL	2009/07/06	2,000
Cathay Pacific Airways Ltd.	CPA	2001/08/27	1,000
China Petroleum & Chemical Corporation	CPC	2002/07/22	2,000
China Pacific Insurance (Group) Co., Ltd.	CPI	2010/12/13	1,000
China Railway Construction Corporation Ltd.	CRC	2008/06/10	500
China Railway Group Ltd.	CRG	2008/06/10	1,000
China Resources Land Ltd.	CRL	2014/12/08	2,000
W.I.S.E. – CSI 300 China Tracker	CS3	2010/07/12	1,000
CSOP FTSE China A50 ETF	CSA	2013/01/28	5,000
China Shenhua Energy Co. Ltd.	CSE	2008/06/10	500
China CITIC Bank Corporation Ltd.	CTB	2007/09/03	1,000
China Telecom Corporation Ltd.	CTC	2004/06/14	2,000
CITIC Securities Co. Ltd.	CTS	2015/06/22	1,000
Dongfeng Motor Group Co. Ltd.	DFM	2014/02/17	2,000
Esprit Holdings Ltd.	ESP	2005/07/11	100
FIH Mobile Ltd.	FIH	2007/03/19	1,000
Galaxy Entertainment Group Ltd.	GLX	2012/06/11	1,000
Great Wall Motor Co. Ltd.	GWM	2013/08/05	500
Haitong Securities Co., Ltd.	HAI	2014/12/08	2,000
Hang Seng H-Share Index ETF	HCF	2015/06/22	1,000
Power Assets Holdings Ltd.	HEH	1998/02/16	500
Hong Kong Exchanges and Clearing Ltd.	HEX	2001/08/27	100
Hengan International Group Co. Ltd.	HGN	2014/02/17	500
HSBC Holdings plc	HKB	1995/09/08	400
The Hong Kong and China Gas Co. Ltd.	HKG	2001/08/27	1,000
Henderson Land Development Co. Ltd.	HLD	1995/12/18	1,000
Huaneng Power International, Inc.	HNP	2002/07/22	2,000
Hang Seng Bank Ltd.	HSB	1996/12/09	100
Jiangxi Copper Co. Ltd.	JXC	2007/09/03	1,000
Kunlun Energy Co. Ltd.	KLE	2014/02/17	2,000
Kingsoft Corporation Ltd.	KSO	2014/07/02	1,000
Lenovo Group Ltd.	LEN	2013/08/05	2,000
Li & Fung Ltd.	LIF	2001/08/27	2,000
China Mengniu Dairy Co. Ltd.	MEN	2014/12/08	1,000
MGM China Holdings Ltd.	MGM	2013/08/05	400
China Minsheng Banking Corp., Ltd.	MSB	2013/08/05	2,500
MTR Corporation Ltd.	MTR	2001/08/27	500
China National Building Material Co. Ltd.	NBM	2011/11/21	2,000
New China Life Insurance Co. Ltd.	NCL	2015/06/22	1,000
New World Development Co. Ltd.	NWD	1996/08/05	1,000
Ping An Insurance (Group) Co. of China Ltd.	PAI	2005/11/07	500
PetroChina Company Ltd.	PEC	2001/08/27	2,000
PICC Property and Casualty Co. Ltd.	PIC	2007/03/19	2,000
The People's Insurance Co. (Group) of China Ltd.	PIN	2013/08/05	5,000
GCL-Poly Energy Holdings Ltd.	PLE	2014/07/02	5,000
Guangzhou R&F Properties Co., Ltd.	RFP	2009/11/16	400

Stock options classes as at the end of 2015 *(continued)*

Class	Code	Launch date	Lot size (shares)
Sands China Ltd.	SAN	2012/06/11	400
Sun Hung Kai Properties Ltd.	SHK	1995/12/18	1,000
Standard Chartered PLC	STC	2012/06/11	50
Swire Pacific Ltd. 'A'	SWA	1995/10/09	500
Tencent Holdings Ltd.	TCH	2009/07/06	100
Tracker Fund of Hong Kong	TRF	2000/03/27	500
The Wharf (Holdings) Ltd.	WHL	1996/08/05	1,000
Want Want China Holdings Ltd.	WWC	2014/02/17	1,000
Agricultural Bank of China Ltd.	XAB	2010/07/16	10,000
Bank of China Ltd.	XBC	2006/07/03	1,000
China Construction Bank Corporation	XCC	2005/12/19	1,000
Industrial and Commercial Bank of China Ltd.	XIC	2006/10/27	1,000
Yanzhou Coal Mining Co. Ltd.	YZC	2010/12/13	2,000
Zijin Mining Group Co., Ltd.	ZJM	2009/07/06	2,000

Stock Options contract value, volume and open interest, 2011-2015

Year/Month	No. of trading days	Contract value (HK\$mil)				Average daily	Contract volume (contracts)				Average daily	Open interest (contracts)		
		Call	Put	Total	Average daily		Call	Put	Total	Average daily		Call	Put	Total
2011	245.5	21,190.60	51,291.49	72,482.09	295.24	32,200,985	42,124,083	74,325,068	302,750	2,420,694	2,908,800	5,329,494		
2012	245.5	14,673.57	18,357.09	33,030.67	134.54	26,494,564	29,586,981	56,081,545	228,438	1,811,990	2,219,971	4,031,961		
2013	244.0	17,734.70	20,998.41	38,733.11	158.74	28,837,660	31,990,315	60,827,975	249,295	2,179,051	2,561,767	4,740,818		
2014	247.0	25,788.70	26,539.37	52,328.07	211.85	38,129,818	36,414,043	74,543,861	301,797	3,135,430	3,184,717	6,320,147		
2015	247.0	39,278.25	41,024.67	80,302.92	325.11	47,844,374	44,619,105	92,463,479	374,346	2,456,981	2,370,697	4,827,678		
2015 Jan	21.0	4,566.62	3,546.68	8,113.30	386.35	4,756,325	4,246,607	9,002,932	428,711	3,535,796	3,661,694	7,197,490		
Feb	18.0	1,967.44	2,056.92	4,024.36	223.58	2,661,059	2,751,192	5,412,251	300,681	3,470,228	3,663,938	7,134,166		
Mar	22.0	2,750.20	2,522.81	5,273.01	239.68	4,047,863	3,699,611	7,747,474	352,158	3,322,929	3,222,898	6,545,827		
Apr	19.0	9,091.66	4,581.84	13,673.50	719.66	8,265,219	5,525,251	13,790,470	725,814	4,671,948	4,266,184	8,938,132		
May	19.0	4,244.81	3,621.67	7,866.47	414.02	4,431,973	4,086,196	8,518,169	448,325	4,577,598	4,476,223	9,053,821		
Jun	22.0	4,323.29	4,540.84	8,864.13	402.91	4,639,499	4,483,437	9,122,936	414,679	3,880,372	3,754,631	7,635,003		
Jul	22.0	3,666.30	5,832.50	9,498.80	431.76	4,482,566	4,617,337	9,099,903	413,632	3,803,803	3,851,691	7,655,494		
Aug	21.0	2,337.97	5,074.28	7,412.25	352.96	3,854,570	4,113,739	7,968,309	379,443	4,084,676	4,109,145	8,193,821		
Sep	20.0	1,916.90	3,878.78	5,795.68	289.78	2,992,042	3,613,902	6,605,944	330,297	3,203,591	3,475,413	6,679,004		
Oct	20.0	1,733.71	1,951.79	3,685.51	184.28	2,751,356	2,456,299	5,207,655	260,383	3,293,119	3,476,364	6,769,483		
Nov	21.0	1,528.88	1,556.45	3,085.33	146.92	2,815,848	2,416,806	5,232,654	249,174	3,572,629	3,358,262	6,930,891		
Dec	22.0	1,150.48	1,860.12	3,010.60	136.85	2,146,054	2,608,728	4,754,782	216,126	2,456,981	2,370,697	4,827,678		

Note: Figures may not add up to total due to rounding.

Options contract value, volume and open interest by class, 2015

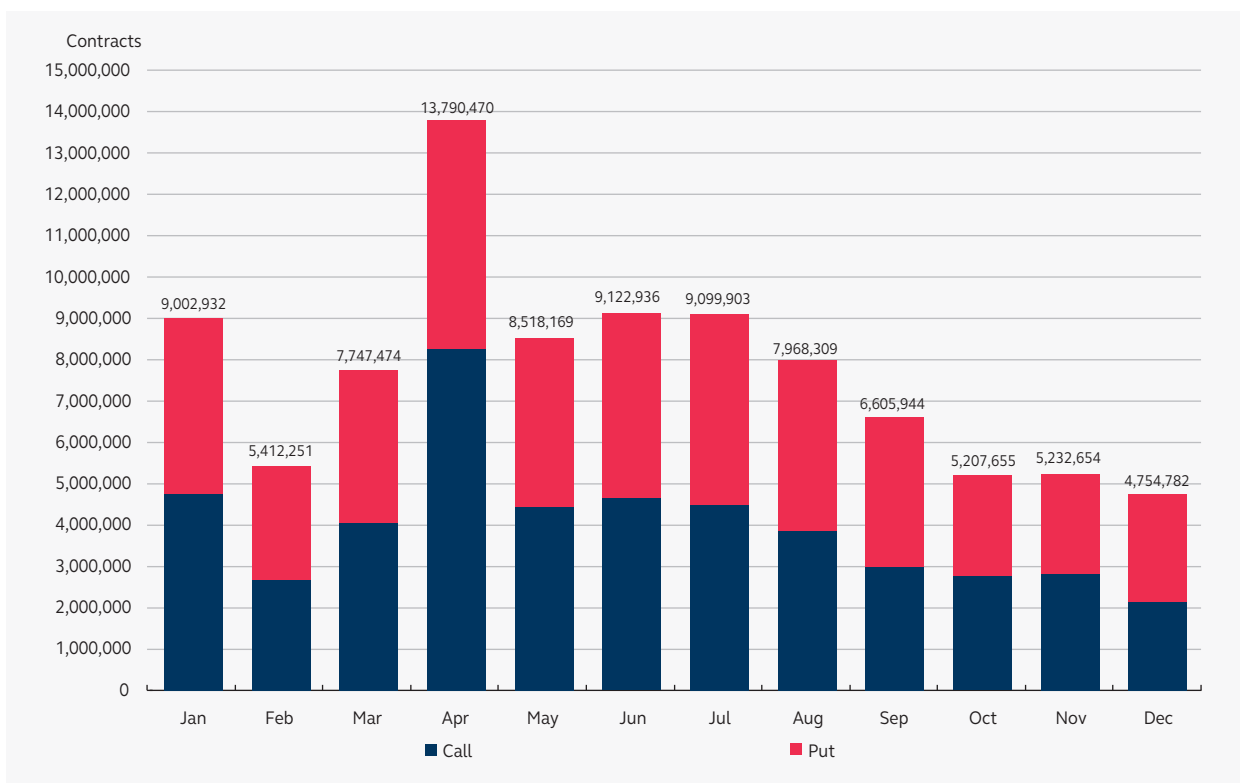
Class	Contract value (HK\$mil)				% of total	Contract volume (contracts)				% of total	Year-end open interest			
	Call	Put	Total	Average daily		Call	Put	Total	Average daily		Call	Put	Total	% of total
ABC	217.02	370.13	587.15	0.73	201,325	217,810	419,135	0.45	22,100	17,726	39,826	0.82		
AIA	1,022.45	1,138.59	2,161.04	2.69	859,971	953,231	1,813,202	1.96	34,316	33,275	67,591	1.40		
ANHUI CONCH	142.71	264.96	407.67	0.51	244,303	281,308	525,611	0.57	16,777	17,851	34,628	0.72		
CHALCO	18.08	26.43	44.51	0.06	38,268	43,371	81,639	0.09	2,359	1,281	3,640	0.08		
BANK OF CHINA	467.57	489.82	957.39	1.19	3,087,015	2,610,670	5,697,685	6.16	247,831	254,799	502,630	10.41		
BANKCOMM	78.67	94.88	173.54	0.22	264,175	276,751	540,926	0.59	14,969	30,794	45,763	0.95		
BANK OF E ASIA	10.54	10.28	20.82	0.03	54,223	50,171	104,394	0.11	2,979	2,218	5,197	0.11		
BELLE INT'L	20.29	31.40	51.70	0.06	47,311	59,803	107,114	0.12	4,045	4,754	8,799	0.18		
BOC HONG KONG	127.04	130.96	257.99	0.32	304,435	295,106	599,541	0.65	13,948	17,282	31,230	0.65		
BYD COMPANY	35.73	40.13	75.86	0.09	28,796	29,761	58,557	0.06	3,491	2,181	5,672	0.12		
CAM CSJ300	1,120.90	1,254.25	2,375.15	2.96	289,632	331,616	621,248	0.67	4,661	5,087	9,748	0.20		
CATHAY PAC AIR	6.47	6.33	12.79	0.02	8,294	10,715	19,009	0.02	375	302	677	0.01		
CCB	820.13	999.80	1,819.94	2.27	4,110,056	4,251,927	8,361,983	9.04	210,235	243,657	453,892	9.40		
CGN POWER	0.27	0.28	0.55	0.00	177	200	377	0.00	101	83	184	0.00		
CM BANK	247.51	426.72	674.23	0.84	548,929	802,865	1,351,794	1.46	45,236	93,012	138,248	2.86		
CITIC BANK	106.86	98.45	205.30	0.26	383,148	240,593	623,741	0.67	47,447	26,209	73,656	1.53		
CHINA CINDA	32.98	50.93	83.91	0.10	41,915	44,621	86,536	0.09	2,012	2,224	4,236	0.09		
CHINA COAL	18.12	20.36	38.48	0.05	93,055	77,309	170,364	0.18	4,239	4,956	9,195	0.19		
CHINA COMM CONS	334.03	338.18	672.21	0.84	477,954	552,923	1,030,877	1.11	15,899	21,148	37,047	0.77		
CHINA COSCO	15.42	8.41	23.83	0.03	55,516	39,477	94,993	0.10	1,998	2,411	4,409	0.09		
CHINA MOBILE	1,895.90	1,818.97	3,714.87	4.63	1,519,504	1,345,973	2,865,477	3.10	52,944	46,299	99,243	2.06		
SINOPEC CORP	359.45	407.62	767.07	0.96	801,030	712,053	1,513,083	1.64	44,260	43,884	88,144	1.83		
CHINA LIFE	1,841.39	1,996.36	3,837.75	4.78	1,596,050	1,615,803	3,211,853	3.47	71,151	77,531	148,682	3.08		
CHINA RAIL CONS	18.17	28.01	46.18	0.06	53,575	62,961	116,536	0.13	2,783	3,792	6,575	0.14		
CHINA RAILWAY	29.74	32.05	61.79	0.08	62,179	58,841	121,020	0.13	3,828	3,986	7,814	0.16		
CHINA RES LAND	58.15	51.12	109.26	0.14	26,328	20,595	46,923	0.05	1,861	1,512	3,373	0.07		
CHINA SHENHUA	153.04	333.36	486.40	0.61	511,880	525,709	1,037,589	1.12	32,425	30,220	62,645	1.30		
CHINA TELECOM	69.39	109.02	178.41	0.22	180,853	211,831	392,684	0.42	10,155	16,409	26,564	0.55		
CHINA OVERSEAS	588.23	552.67	1,140.89	1.42	325,709	324,298	650,007	0.70	13,905	24,961	38,866	0.81		
CHINA UNICOM	268.03	286.95	554.99	0.69	330,583	271,294	601,877	0.65	23,828	18,053	41,881	0.87		
CITIC	281.29	236.81	518.10	0.65	535,394	346,571	881,965	0.95	16,153	13,075	29,228	0.61		
CITIC SEC	21.00	22.29	43.29	0.05	25,573	21,212	46,785	0.05	3,635	5,680	9,315	0.19		
CK PROPERTY	2.89	2.31	5.20	0.01	1,775	1,647	3,422	0.00	1,105	1,134	2,239	0.05		
CKH HOLDINGS	672.73	578.00	1,250.73	1.56	332,023	313,885	645,908	0.70	13,060	17,623	30,683	0.64		
CLP HOLDINGS	21.42	29.15	50.57	0.06	42,035	62,718	104,753	0.11	2,842	3,517	6,359	0.13		
CNOOC	331.51	473.35	804.86	1.00	1,044,839	879,714	1,924,553	2.08	85,319	59,025	144,344	2.99		
CPIC	272.25	224.22	496.47	0.62	204,651	201,391	406,042	0.44	5,201	7,415	12,616	0.26		
CSOP A50 ETF	2,921.13	3,944.35	6,865.48	8.55	1,171,286	1,329,561	2,500,847	2.70	42,919	49,014	91,933	1.90		
DONGFENG GROUP	28.78	22.63	51.41	0.06	30,871	20,819	51,690	0.06	955	1,305	2,260	0.05		
ESPRIT HOLDINGS	2.16	4.61	6.78	0.01	62,816	50,751	113,567	0.12	6,040	3,743	9,783	0.20		
FIH	2.68	1.99	4.67	0.01	13,314	6,812	20,126	0.02	560	418	978	0.02		
GALAXY ENT	614.85	1,162.25	1,777.09	2.21	695,368	698,601	1,393,969	1.51	20,455	26,758	47,213	0.98		
GREATWALL MOTOR	128.91	160.78	289.69	0.36	246,443	237,434	483,877	0.52	27,651	30,164	57,815	1.20		
GCL-POLY ENERGY	7.65	9.56	17.21	0.02	13,142	10,238	23,380	0.03	384	466	850	0.02		
HAITONG SEC	155.12	134.60	289.71	0.36	72,686	63,247	135,933	0.15	6,107	4,120	10,227	0.21		
HANG SENG BANK	37.41	79.37	116.79	0.15	103,267	220,847	324,114	0.35	5,363	47,369	52,732	1.09		
HENDERSON LAND	84.53	89.43	173.96	0.22	51,681	53,472	105,153	0.11	2,263	2,762	5,025	0.10		
HENGAN INT'L	17.40	20.33	37.73	0.05	17,213	19,454	36,667	0.04	1,174	1,264	2,438	0.05		
HK & CHINA GAS	10.88	27.51	38.39	0.05	36,484	71,768	108,252	0.12	2,949	5,054	8,003	0.17		
HKEX	4,797.79	4,826.11	9,623.90	11.98	5,640,852	4,945,261	10,586,113	11.45	204,052	155,446	359,498	7.45		
HS H ETF	18.42	38.22	56.64	0.07	7,584	11,758	19,342	0.02	2,012	1,818	3,830	0.08		
HSBC HOLDINGS	1,132.35	1,738.67	2,871.02	3.58	2,191,902	1,873,539	4,065,441	4.40	112,777	104,474	217,251	4.50		
HUANENG POWER	35.34	51.60	86.94	0.11	52,967	66,683	119,650	0.13	3,523	5,026	8,549	0.18		
HUTCHISON	222.88	217.25	440.14	0.55	87,795	76,492	164,287	0.18	-	-	-	-		
ICBC	461.11	539.62	1,000.73	1.25	2,840,191	2,705,080	5,545,271	6.00	168,005	208,114	376,119	7.79		
JIANGXI COPPER	83.56	130.30	213.87	0.27	196,536	197,991	394,527	0.43	13,909	9,838	23,747	0.49		
KINGSOFT	165.57	139.07	304.64	0.38	114,540	93,025	207,565	0.22	3,421	4,134	7,555	0.16		
KUNLUN ENERGY	86.24	93.37	179.61	0.22	142,226	90,846	233,072	0.25	17,186	7,388	24,574	0.51		
LENOVO GROUP	129.47	241.94	371.41	0.46	174,684	229,156	403,840	0.44	22,984	16,656	39,640	0.82		
LI & FUNG	38.26	93.67	131.93	0.16	90,378	102,110	192,488	0.21	4,800	5,217	10,017	0.21		
MENGNIU DAIRY	19.70	15.80	35.50	0.04	12,694	13,247	25,941	0.03	900	895	1,795	0.04		
MGM CHINA	4.19	7.23	11.42	0.01	17,722	15,434	33,156							

Options contract value, volume and open interest by class, 2015 (continued)

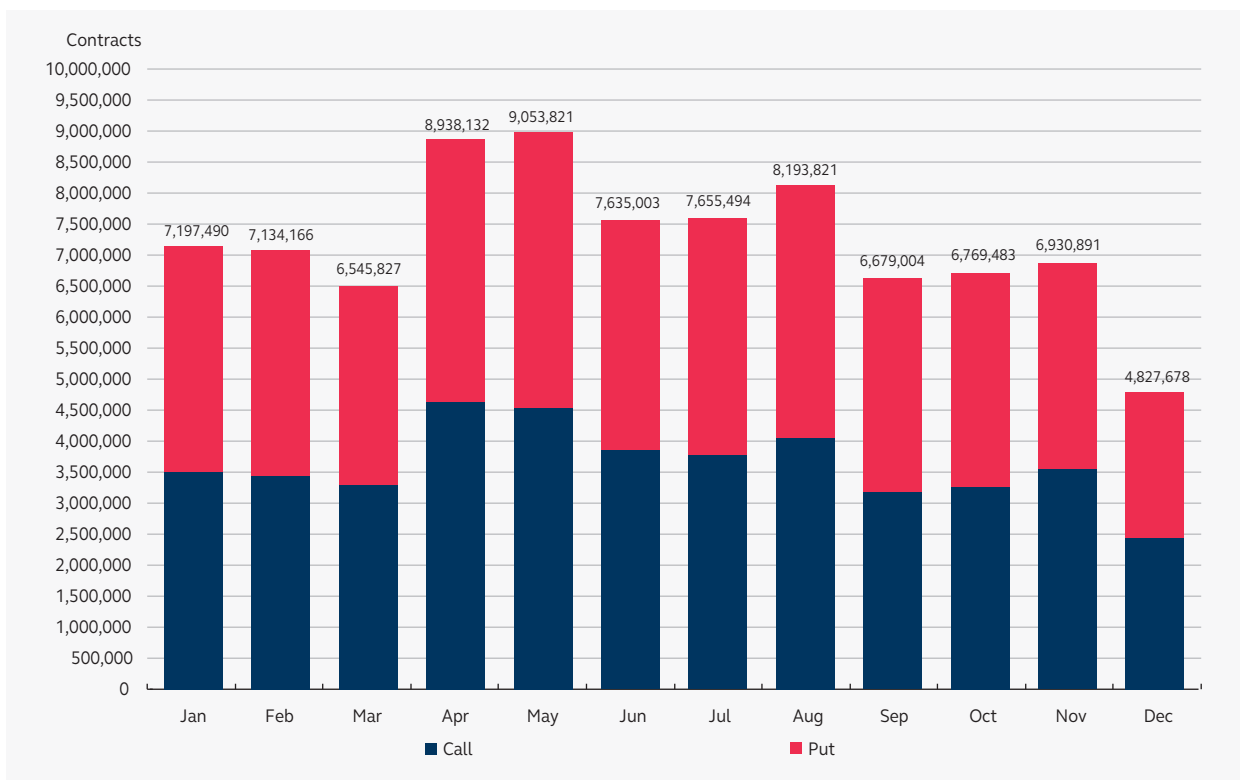
Class	Contract value (HK\$mil)				Contract volume (contracts)				Year-end open interest			
	Call	Put	Total	% of total	Call	Put	Total	% of total	Call	Put	Total	% of total
R&F PROPERTIES	6.75	61.53	68.28	0.09	33,044	162,933	195,977	0.21	1,287	2,633	3,920	0.08
SANDS CHINA LTD	364.88	455.45	820.34	1.02	985,626	801,927	1,787,553	1.93	23,567	39,294	62,861	1.30
SHK PPT	982.83	841.99	1,824.83	2.27	330,516	280,751	611,267	0.66	10,372	13,643	24,015	0.50
STANCHART	34.22	79.48	113.69	0.14	222,700	226,204	448,904	0.49	17,707	23,019	40,726	0.84
SWIRE PACIFIC A	78.96	67.78	146.74	0.18	65,439	70,304	135,743	0.15	3,030	3,445	6,475	0.13
TENCENT	2,879.48	2,195.19	5,074.67	6.32	5,905,377	5,011,767	10,917,144	11.81	263,372	134,908	398,280	8.25
TRACKER FUND	16.72	32.43	49.15	0.06	51,584	81,894	133,478	0.14	3,122	5,603	8,725	0.18
WANT WANT CHINA	10.60	13.22	23.81	0.03	44,976	33,025	78,001	0.08	1,090	1,887	2,977	0.06
WHARF HOLDINGS	76.82	132.28	209.10	0.26	65,200	77,475	142,675	0.15	2,562	3,771	6,333	0.13
X ISHARES A50	6,168.67	5,457.34	11,626.01	14.48	2,444,973	2,307,883	4,752,856	5.14	56,265	64,892	121,157	2.51
X WISECSI300ETF	0.37	0.53	0.90	0.00	739	646	1,385	0.00	0	6	6	0.00
YANZHOU COAL	92.86	130.85	223.70	0.28	161,145	127,785	288,930	0.31	5,812	4,671	10,483	0.22
ZIJIN MINING	11.29	10.06	21.35	0.03	36,199	32,080	68,279	0.07	2,763	2,321	5,084	0.11
Total	39,278.25	41,024.67	80,302.92	100.00	47,844,374	44,619,105	92,463,479	100.00	2,456,981	2,370,697	4,827,678	100.00

Note: Figures may not add up to total due to rounding.

Monthly stock options contract volume, 2015



Month-end stock options open interest, 2015



Gold futures – trading statistics, 2011 – 2015

Year/Month	days	No. of trading volume	Contracts		Period end
			Total daily volume	Average open interest	
2011		245.5	3,716	15	0
2012		245.5	2	0	0
2013		244.0	0	0	0
2014		247.0	0	0	0
2015 *		97.0	0	0	-
2015	Jan	21.0	0	0	0
	Feb	18.0	0	0	0
	Mar	22.0	0	0	0
	Apr	19.0	0	0	0
	May	17.0	0	0	-
2015	Highest (date)		0		0
			-		-

* Trading in Gold futures suspended with effect from 27 May 2015

London Aluminium Mini Futures – trading statistics, 2014 – 2015

Year/Month	days	No. of trading volume	Contracts		Period end
			Total daily volume	Average open interest	
2014 *		21.0	1,644	78	270
2015		247.0	11,554	47	75
2015	Jan	21.0	898	43	328
	Feb	18.0	1,084	60	235
	Mar	22.0	729	33	171
	Apr	19.0	604	32	192
	May	19.0	981	52	92
	Jun	22.0	469	21	136
	Jul	22.0	497	23	71
	Aug	21.0	695	33	73
	Sep	20.0	672	34	84
	Oct	20.0	2,109	105	115
	Nov	21.0	2,196	105	149
	Dec	22.0	620	28	75
2015	Highest (date)		544		354
			(20/10)		(10/02)

* Trading in London Aluminium Mini Futures commenced on 1 Dec 2014

London Zinc Mini Futures – trading statistics, 2014 – 2015

Year/Month	days	No. of trading volume	Contracts		Period end
			Total daily volume	Average open interest	
2014 *		21.0	2,828	135	445
2015		247.0	16,654	67	109
2015	Jan	21.0	1,704	81	408
	Feb	18.0	878	49	269
	Mar	22.0	796	36	162
	Apr	19.0	1,020	54	236
	May	19.0	1,734	91	159
	Jun	22.0	696	32	284
	Jul	22.0	760	35	265
	Aug	21.0	949	45	163
	Sep	20.0	955	48	106
	Oct	20.0	2,161	108	115
	Nov	21.0	2,634	125	248
	Dec	22.0	2,367	108	109
2015	Highest (date)		562 (02/12)		715 (04/12)

* Trading in London Zinc Mini Futures commenced on 1 Dec 2014

London Copper Mini Futures – trading statistics, 2014 – 2015

Year/Month	days	No. of trading volume	Contracts		Period end
			Total daily volume	Average open interest	
2014 *		21.0	4,318	206	1,335
2015		247.0	27,388	111	16
2015	Jan	21.0	6,236	297	545
	Feb	18.0	3,207	178	375
	Mar	22.0	2,886	131	243
	Apr	19.0	2,947	155	250
	May	19.0	2,647	139	136
	Jun	22.0	379	17	121
	Jul	22.0	1,419	65	95
	Aug	21.0	1,484	71	161
	Sep	20.0	1,813	91	129
	Oct	20.0	1,345	67	106
	Nov	21.0	1,145	55	150
	Dec	22.0	1,880	85	16
2015	Highest (date)		561 (15/01)		1,335 (02/01)

* Trading in London Copper Mini Futures commenced on 1 Dec 2014

London Nickel Mini Futures – trading statistics, 2015

Year/Month days	No. of trading volume	Contracts		
		Total daily volume	Average open interest	Period end
2015 *	13.0	155	12	150
2015 Dec	13.0	155	12	150
2015 Highest (date)		60 (21/12)		150 (31/12)

* Trading in London Nickel Mini Futures commenced on 14 Dec 2015

London Tin Mini Futures – trading statistics, 2015

Year/Month days	No. of trading volume	Contracts		
		Total daily volume	Average open interest	Period end
2015 *	13.0	2	0	0
2015 Dec	13.0	2	0	0
2015 Highest (date)		1 (18/12)		1 (28/12)

* Trading in London Tin Mini Futures commenced on 14 Dec 2015

London Lead Mini Futures – trading statistics, 2015

Year/Month days	No. of trading volume	Contracts		
		Total daily volume	Average open interest	Period end
2015 *	13.0	0	0	0
2015 Dec	13.0	0	0	0
2015 Highest (date)		0 -		0 -

* Trading in London Lead Mini Futures commenced on 14 Dec 2015

RMB Currency Futures – USD/CNH Futures – trading statistics, 2012 – 2015

Year/Month	days	No. of trading volume	Contracts		Period end
			Total daily volume	Average open interest	
2012 *		70.0	20,277	290	3,673
2013		244.0	138,708	568	18,701
2014		247.0	205,049	830	9,747
2015		247.0	262,433	1,062	23,046
2015	Jan	21.0	19,230	916	11,078
	Feb	18.0	17,215	956	11,677
	Mar	22.0	21,858	994	12,949
	Apr	19.0	14,955	787	10,219
	May	19.0	10,293	542	8,394
	Jun	22.0	9,142	416	7,583
	Jul	22.0	15,207	691	10,924
	Aug	21.0	42,412	2,020	14,158
	Sep	20.0	28,961	1,448	15,645
	Oct	20.0	15,675	784	14,691
	Nov	21.0	21,916	1,044	14,804
	Dec	22.0	45,569	2,071	23,046
2015	Highest (date)		8,061 (12/08)		23,046 (31/12)

* Trading in RMB Currency Futures – USD/CNH Futures commenced on 17 Sep 2012

Record high of futures and options products (up to 31 December 2015)

Products	Daily Volume		Open Interest	
	Contracts	Date	Contracts	Date
Hang Seng Index Futures	271,426	2013 06 25	198,789	2007 06 27
Mini Hang Seng Index Futures	94,001	2015 08 25	21,682	2011 06 17
H-shares Index Futures	467,559	2015 08 26	519,817	2015 12 29
Mini H-shares Index Futures	74,511	2015 07 08	16,436	2014 12 11
HSI Dividend Point Index Futures	3,000	2012 08 01	9,409	2013 12 30
HSCEI Dividend Point Index Futures	20,802	2012 05 24	101,430	2015 12 30
HSI Volatility Index Futures	105	2015 05 29	140	2012 05 16
Hang Seng Index Options	116,835	2011 08 05	560,087	2012 06 27
Mini Hang Seng Index Options	13,917	2012 05 18	32,651	2012 05 29
Flexible Hang Seng Index Options	4,730	2013 01 08	17,878	2012 11 02
H-shares Index Options	188,957	2015 09 04	2,618,350	2015 09 25
Flexible H-shares Index Options	5,770	2011 09 26	44,480	2015 06 26
CES China 120 Index Futures	2,086	2013 08 26	1,178	2014 05 27
IBOVESPA Futures	5	2012 05 21	5	2012 06 14
MICEX Index Futures	5	2012 05 17	6	2012 06 18
S&P BSE Sensex Index Futures	22	2012 04 17	25	2012 06 01
FTSE/JSE Top40 Futures	0	-	0	-
Stock Futures	27,966	2007 03 28	47,050	2013 03 27
Stock Options	1,221,324	2015 04 13	11,159,128	2015 05 27
3-Month HIBOR Futures ¹	10,514	2002 04 04	80,964	2001 11 15
1-Month HIBOR Futures ²	800	2001 01 09	3,250	2001 04 12
3-Year Exchange Fund Note Futures	250	2003 12 12	981	2002 02 18
RMB Currency Futures – USD/CNH Futures	8,061	2015 08 12	23,887	2014 02 14
Gold Futures	480	2008 10 20	403	2010 11 26
London Aluminium Mini Futures	544	2015 10 20	354	2015 02 10
London Zinc Mini Futures	562	2015 12 02	715	2015 12 04
London Copper Mini Futures	770	2014 12 03	1,412	2014 12 11
London Lead Mini Futures	0	-	0	-
London Nickel Mini Futures	60	2015 12 21	150	2015 12 31
London Tin Mini Futures	1	2015 12 18	1	2015 12 28

¹ The size of 3-Month HIBOR futures contracts was increased to 5 times the original size starting from 27 May 2002

² The size of 1-Month HIBOR futures contracts was increased to 5 times the original size starting from 27 May 2002

Futures of LME commodities – trading volumes, 2015

Futures	Volume (Lot)		YTD Diff
	2014	2015	
Aluminium High Grade	65,439,689	59,880,649	-8.5%
Aluminium Alloy	275,957	217,503	-21.2%
Copper A Grade	38,811,609	38,557,831	-0.7%
Lead	12,872,940	12,522,608	-2.7%
Primary Nickel	18,079,099	19,959,729	10.4%
Tin	2,111,938	1,463,139	-30.7%
Special High Grade Zinc	30,323,897	28,751,185	-5.2%
North American Special Aluminium Alloy	770,651	540,645	-29.8%
LMEX	-	-	-
Steel Mediterranean Billet	1,404	28	-98.0%
Cobalt	12,162	8,668	-28.7%
Molybdenum	382	356	-6.8%
LMEmini Copper A Grade	-	-	-
LMEmini Primary Aluminium	-	-	-
LMEmini Special High Grade Zinc	-	-	-
Primary Aluminium Monthly Average Futures	8,932	9,466	6.0%
Aluminium Alloy Monthly Average Futures	-	-	-
Copper Monthly Average Futures	1,166	4,496	285.6%
Lead Monthly Average Futures	817	968	18.5%
Nickel Monthly Average Futures	96	363	278.1%
Tin Monthly Average Future	19	304	1500.0%
Zinc Monthly Average Future	1,558	1,957	25.6%
NASAAC Monthly Average Future	-	-	-
Gold	-	-	-
Silver	-	-	-
Aluminium Premium Future East Asia	-	-	-
Aluminium Premium Future Extended US	-	-	-
Aluminium Premium Future South East Asia	-	-	-
Aluminium Premium Future Western Europe	-	-	-
Steel Scrap	-	39	100.0%
Steel Rebar	-	69	100.0%
Total	168,712,316	161,920,003	-4.0%

Sizes of lots:

25 tonnes: Aluminium, Copper, Lead and Zinc

20 tonnes: Aluminium Alloy and NASAAC

6 tonnes: Nickel and Molybdenum

5 tonnes: Tin

1 tonne: Cobalt

65 tonnes: Steel Billet

24.75 tonnes: PP and LL

5 tonnes: LMEmini Copper, Aluminium and Zinc

Options of LME commodities – trading volumes, 2015

Options	Volume (Lot)		YTD Diff
	2014	2015	
Aluminium High Grade	3,271,338	2,608,985	-20.2%
Aluminium Alloy	-	-	-
Copper A Grade	2,003,739	2,485,153	24.0%
Lead	220,491	447,282	102.9%
Primary Nickel	1,240,163	726,373	-41.4%
Tin	7,010	6,250	-10.8%
Special High Grade Zinc	1,453,349	1,284,521	-11.6%
North American Special Aluminium Alloy	7,640	3,210	-58.0%
Total	8,203,730	7,561,774	-7.8%

Sizes of lots:

- 25 tonnes: Aluminium, Copper, Lead and Zinc
- 20 tonnes: Aluminium Alloy and NASAAC
- 6 tonnes: Nickel and Molybdenum
- 5 tonnes: Tin
- 1 tonne: Cobalt
- 65 tonnes: Steel Billet
- 24.75 tonnes: PP and LL
- 5 tonnes: LMEmini Copper, Aluminium and Zinc

TAPOs of LME commodities – trading volumes, 2015

TAPOs	Volume (Lot)		YTD Diff
	2014	2015	
Aluminium High Grade	108,818	51,416	-52.8%
Aluminium Alloy	-	-	-
Copper A Grade	19,689	5,625	-71.4%
Lead	852	1,552	82.2%
Primary Nickel	43,712	13,643	-68.8%
Tin	-	-	-
Special High Grade Zinc	61,845	1,333	-97.8%
North American Special Aluminium Alloy	750	2,500	233.3%
Total	235,666	76,069	-67.7%

Sizes of lots:

- 25 tonnes: Aluminium, Copper, Lead and Zinc
- 20 tonnes: Aluminium Alloy and NASAAC
- 6 tonnes: Nickel and Molybdenum
- 5 tonnes: Tin
- 1 tonne: Cobalt
- 65 tonnes: Steel Billet
- 24.75 tonnes: PP and LL
- 5 tonnes: LMEmini Copper, Aluminium and Zinc

Futures and options of LME commodities – trading volumes, 2015

Futures, Options and TAPOs	Volume (Lot)		YTD Diff
	2014	2015	
Aluminium High Grade	68,819,845	62,541,050	-9.1%
Aluminium Alloy	275,957	217,503	-21.2%
Copper A Grade	40,835,037	41,048,609	0.5%
Lead	13,094,283	12,971,442	-0.9%
Primary Nickel	19,362,974	20,699,745	6.9%
Tin	2,118,948	1,469,389	-30.7%
Special High Grade Zinc	31,839,091	30,037,039	-5.7%
North American Special Aluminium Alloy	779,041	546,355	-29.9%
LMEX	-	-	-
Steel Mediterranean Billet	1,404	28	-98.0%
Cobalt	12,162	8,668	-28.7%
Molybdenum	382	356	-6.8%
LMEmini Copper A Grade	-	-	-
LMEmini Primary Aluminium	-	-	-
LMEmini Special High Grade Zinc	-	-	-
Primary Aluminium Monthly Average Future	8,932	9,466	6.0%
Aluminium Alloy Monthly Average Future	-	-	-
Copper Monthly Average Future	1,166	4,496	285.6%
Lead Monthly Average Future	817	968	18.5%
Nickel Monthly Average Future	96	363	278.1%
Tin Monthly Average Future	19	304	1500.0%
Zinc Monthly Average Future	1,558	1,957	25.6%
NASAAC Monthly Average Future	-	-	-
Gold	-	-	-
Silver	-	-	-
Aluminium Premium Future East Asia	-	-	-
Aluminium Premium Future Extended US	-	-	-
Aluminium Premium Future South East Asia	-	-	-
Aluminium Premium Future Western Europe	-	-	-
Steel Scrap	-	39	100.0%
Steel Rebar	-	69	100.0%
Grand Totals	177,151,712	169,557,846	-4.3%

Sizes of lots:

25 tonnes: Aluminium, Copper, Lead and Zinc

20 tonnes: Aluminium Alloy and NASAAC

6 tonnes: Nickel and Molybdenum

5 tonnes: Tin

1 tonne: Cobalt

65 tonnes: Steel Billet

24.75 tonnes: PP and LL

5 tonnes: LMEmini Copper, Aluminium and Zinc

Average daily stock exchange trades processed in CCASS (including CNS trades, isolated trades and cross trades)

Year/month	No. of CCASS trades	% of Exchange trades	No. of shares (mil)	% of market turnover	Value of trades (HK\$ mil)	% of market turnover
HKD						
2011	872,796	100.00	162,217	100.00	69,688	100.00
2012	775,182	100.00	137,513	100.00	53,769	100.00
2013	939,557	100.00	141,132	100.00	62,433	100.00
2014	1,059,850	100.00	138,775	100.00	69,213	100.00
2015	1,396,636	100.00	216,793	100.00	102,602	100.00
2015 Jan	1,255,978	100.00	207,292	100.00	95,745	100.00
Feb	1,000,514	100.00	160,412	100.00	68,276	100.00
Mar	1,260,976	100.00	191,287	100.00	88,440	100.00
Apr	2,167,106	100.00	207,553	100.00	188,209	100.00
May	1,784,985	100.00	255,587	100.00	149,862	100.00
Jun	1,671,177	100.00	260,949	100.00	139,074	100.00
Jul	1,665,453	100.00	234,292	100.00	121,663	100.00
Aug	1,385,606	100.00	227,812	100.00	91,761	100.00
Sep	1,277,636	100.00	216,884	100.00	80,744	100.00
Oct	1,216,843	100.00	233,078	100.00	78,217	100.00
Nov	1,116,411	100.00	218,038	100.00	73,418	100.00
Dec	996,153	100.00	183,722	100.00	61,356	100.00
			(Thousand)	(US\$ Thousand)		
USD						
2011	25	88.32	5	70.04	677	93.64
2012	28	98.97	5	94.59	520	99.74
2013	47	100.00	14	100.00	897	100.00
2014	14	94.33	16	94.33	486	94.33
2015	16	100.00	16	100.00	587	100.00
2015 Jan	7	100.00	7	100.00	196	100.00
Feb	20	100.00	10	100.00	923	100.00
Mar	27	100.00	24	100.00	768	100.00
Apr	23	100.00	40	100.00	1,276	100.00
May	23	100.00	36	100.00	316	100.00
Jun	23	100.00	46	100.00	1,307	100.00
Jul	11	100.00	11	100.00	214	100.00
Aug	8	100.00	9	100.00	568	100.00
Sep	8	100.00	3	100.00	359	100.00
Oct	16	100.00	7	100.00	644	100.00
Nov	9	100.00	2	100.00	152	100.00
Dec	13	100.00	4	100.00	390	100.00
			(Thousand)	(RMB Thousand)		
RMB						
2011	833	100.00	11,203	100.00	48,122	100.00
2012	532	100.00	7,504	100.00	63,519	99.99
2013	850	100.00	14,176	100.00	96,352	100.00
2014	772	100.00	13,596	100.00	109,246	100.00
2015	1,201	100.00	11,347	100.00	145,465	100.00
2015 Jan	1,392	100.00	17,219	100.00	210,979	100.00
Feb	829	100.00	7,683	100.00	94,954	100.00
Mar	1,451	100.00	13,214	100.00	161,903	100.00
Apr	1,769	100.00	12,548	100.00	179,978	100.00
May	1,521	100.00	8,119	100.00	135,794	100.00
Jun	1,812	100.00	11,221	100.00	178,614	100.00
Jul	1,788	100.00	20,937	100.00	264,581	100.00
Aug	1,327	100.00	14,570	100.00	156,958	100.00
Sep	895	100.00	11,258	100.00	125,316	100.00
Oct	539	100.00	5,177	100.00	58,570	100.00
Nov	531	100.00	6,804	100.00	89,444	100.00
Dec	503	100.00	6,115	100.00	73,910	100.00

Footnote: RMB-denominated securities commenced trading on 29 April 2011.

Average Daily Settlement Instructions (SIs) settled in CCASS (both delivering and receiving SIs are counted)

Year/month	Number of SIs	SIs by shares (mil)	SIs by value (HK\$ mil)
HKD			
2011	83,760	47,722	210,714
2012	73,156	44,241	178,175
2013	82,849	54,585	215,816
2014	88,601	54,876	204,477
2015	100,829	55,847	253,288
2015 Jan	91,667	50,116	221,495
2015 Feb	86,625	39,296	178,852
2015 Mar	91,675	44,493	222,520
2015 Apr	133,284	74,809	399,447
2015 May	116,917	66,018	341,257
2015 Jun	117,636	75,958	376,360
2015 Jul	113,096	69,387	290,029
2015 Aug	97,285	52,779	222,753
2015 Sep	92,304	51,768	215,581
2015 Oct	94,529	49,777	199,578
2015 Nov	85,449	45,192	176,335
2015 Dec	89,188	48,290	189,852
		(Thousand)	(US\$ Thousand)
USD			
2011	14	35	4,381
2012	30	3,165	10,984
2013	89	16,478	23,343
2014	78	12,430	19,510
2015	70	17,637	25,573
2015 Jan	58	8,899	20,065
2015 Feb	57	10,449	20,218
2015 Mar	57	11,171	12,896
2015 Apr	93	30,151	37,409
2015 May	70	12,253	18,623
2015 Jun	74	29,302	68,472
2015 Jul	72	20,742	21,947
2015 Aug	97	16,909	29,910
2015 Sep	78	16,041	21,674
2015 Oct	60	24,107	21,898
2015 Nov	53	13,031	14,773
2015 Dec	68	17,743	16,368
		(Thousand)	(RMB Thousand)
RMB			
2011	59	80,777	368,420
2012	61	27,179	225,854
2013	117	46,817	568,373
2014	112	95,573	770,025
2015	130	58,063	1,001,536
2015 Jan	163	131,124	1,757,992
2015 Feb	118	41,449	785,653
2015 Mar	141	73,118	1,251,990
2015 Apr	166	91,973	1,415,048
2015 May	142	27,070	883,100
2015 Jun	162	46,485	1,045,415
2015 Jul	170	124,790	2,059,041
2015 Aug	135	24,832	458,110
2015 Sep	102	41,989	550,203
2015 Oct	89	31,065	549,352
2015 Nov	85	35,005	753,338
2015 Dec	83	17,648	358,141

Footnote: RMB-denominated securities commenced trading on 29 April 2011.

Average Daily Investor Settlement Instructions (ISIs) settled in CCASS (one sided ISIs are counted)

Year/month	Number of ISIs	ISIs by shares (mil)	ISIs by Value (HK\$ mil)
HKD			
2011	468	124	258
2012	342	99	224
2013	401	124	205
2014	393	268	226
2015	442	134	194
2015 Jan	471	54	204
2015 Feb	329	31	127
2015 Mar	390	59	158
2015 Apr	1,022	155	376
2015 May	612	267	285
2015 Jun	542	266	217
2015 Jul	493	381	288
2015 Aug	380	67	197
2015 Sep	288	120	171
2015 Oct	291	50	116
2015 Nov	247	41	90
2015 Dec	264	94	99
		(Thousand)	(US\$ Thousand)
USD			
2011	0	3	383
2012	0	4	413
2013	0	8	1,002
2014	0	0	13
2015	0	7	705
2015 Jan	0	16	1,992
2015 Feb	1	0	4
2015 Mar	0	5	590
2015 Apr	0	1	3
2015 May	0	2	23
2015 Jun	1	34	3,380
2015 Jul	1	17	1,919
2015 Aug	0	0	0
2015 Sep	0	0	0
2015 Oct	0	0	1
2015 Nov	0	0	0
2015 Dec	0	0	0
		(Thousand)	(RMB Thousand)
RMB			
2011	1	85	345
2012	1	27	121
2013	1	107	512
2014	1	85	347
2015	1	76	320
2015 Jan	1	11	114
2015 Feb	1	109	410
2015 Mar	2	297	1,075
2015 Apr	1	28	242
2015 May	1	64	252
2015 Jun	1	93	510
2015 Jul	1	72	324
2015 Aug	1	26	123
2015 Sep	1	68	213
2015 Oct	1	39	173
2015 Nov	1	14	79
2015 Dec	1	75	265

Footnote: RMB-denominated securities commenced trading on 29 April 2011.

Average daily settlement efficiency of CNS stock positions

Year/month	S day	Settlement Efficiency (%)	S + 1 day
HKD			
2011	99.88		99.99
2012	99.91		99.99
2013	99.91		99.99
2014	99.90		99.99
2015	99.92		99.99
2015 Jan	99.93		99.99
2015 Feb	99.94		99.99
2015 Mar	99.93		99.99
2015 Apr	99.88		99.99
2015 May	99.92		99.99
2015 Jun	99.92		99.99
2015 Jul	99.91		99.99
2015 Aug	99.92		99.99
2015 Sep	99.95		99.99
2015 Oct	99.88		99.99
2015 Nov	99.93		99.99
2015 Dec	99.93		99.99
USD			
2011	96.94		99.11
2012	97.01		99.05
2013	98.74		99.80
2014	99.91		99.99
2015	98.57		99.23
2015 Jan	100.00		100.00
2015 Feb	90.32		95.27
2015 Mar	100.00		100.00
2015 Apr	98.68		100.00
2015 May	100.00		100.00
2015 Jun	100.00		100.00
2015 Jul	93.20		95.24
2015 Aug	100.00		100.00
2015 Sep	100.00		100.00
2015 Oct	100.00		100.00
2015 Nov	100.00		100.00
2015 Dec	100.00		100.00
RMB			
2011	99.89		100.00
2012	99.91		100.00
2013	99.87		100.00
2014	99.68		100.00
2015	99.33		99.89
2015 Jan	99.93		100.00
2015 Feb	99.79		100.00
2015 Mar	99.39		99.94
2015 Apr	99.10		99.97
2015 May	99.00		99.38
2015 Jun	98.85		99.87
2015 Jul	99.27		100.00
2015 Aug	99.22		99.82
2015 Sep	99.17		100.00
2015 Oct	99.32		99.63
2015 Nov	99.55		100.00
2015 Dec	99.42		100.00

Footnote: RMB-denominated securities commenced trading on 29 April 2011.

Average daily netting efficiency of CNS trades – in stock positions and share quantity

Year/month	No. of CNS stock positions	Netting efficiency (%)	No. of shares due for settlement (mil)	Netting efficiency (%)
HKD				
2011	66,348	95.94	22,628	92.77
2012	57,279	96.01	17,527	93.40
2013	68,591	96.04	21,438	92.09
2014	76,069	96.14	24,039	91.20
2015	88,733	96.55	32,503	92.35
2015 Jan	81,920	96.52	26,106	93.50
Feb	69,583	96.19	19,532	93.54
Mar	83,645	96.45	27,054	92.88
Apr	127,531	96.83	56,716	85.12
May	120,038	96.43	51,458	89.79
Jun	113,092	96.39	45,947	91.15
Jul	100,149	96.69	38,162	91.77
Aug	82,290	96.75	27,565	93.85
Sep	71,873	97.00	24,479	94.27
Oct	76,178	96.66	25,976	94.38
Nov	73,832	96.46	25,132	94.17
Dec	66,793	96.27	23,262	93.25
		(%)	(Thousand)	(%)
USD				
2011	7	65.98	9	7.91
2012	7	69.42	9	6.96
2013	8	69.55	20	9.05
2014	6	47.80	18	4.91
2015	8	52.34	24	7.07
2015 Jan	7	38.88	14	1.62
Feb	7	52.32	8	9.61
Mar	9	60.44	34	6.62
Apr	11	53.84	61	7.05
May	13	61.50	61	11.93
Jun	12	59.27	56	15.18
Jul	9	44.98	16	7.30
Aug	6	50.57	16	2.61
Sep	4	49.39	6	6.87
Oct	6	49.25	11	4.75
Nov	5	49.14	3	4.77
Dec	5	58.77	6	6.34
		(%)	(Thousand)	(%)
RMB				
2011	41	96.02	14,164	21.17
2012	55	92.63	8,230	26.98
2013	122	91.40	12,165	47.09
2014	120	90.32	15,428	39.08
2015	149	92.04	11,369	46.83
2015 Jan	158	93.43	18,408	46.19
Feb	117	91.81	9,562	31.35
Mar	147	93.90	14,463	43.02
Apr	181	94.49	11,709	50.08
May	181	93.67	8,857	44.44
Jun	191	93.98	9,804	52.07
Jul	174	94.30	20,727	48.52
Aug	165	92.51	14,379	48.03
Sep	128	92.22	8,647	57.85
Oct	118	87.97	5,738	43.98
Nov	113	88.41	6,672	48.47
Dec	109	87.89	6,318	46.15

Footnote: RMB-denominated securities commenced trading on 29 April 2011.

Average daily netting efficiency of CNS Trades – in money obligations

Year/month	Money obligations arising from novated contracts (HK\$mil)	Money obligations after netting (HK\$mil)	Funds netting efficiency (%)
HKD			
2011	130,748	14,335	89.04
2012	98,727	10,731	89.13
2013	115,615	12,554	89.14
2014	129,521	12,559	90.30
2015	195,299	17,484	91.05
2015 Jan	180,362	16,661	90.76
2015 Feb	131,515	11,278	91.42
2015 Mar	165,549	16,312	90.15
2015 Apr	353,917	33,647	90.49
2015 May	279,827	21,395	92.35
2015 Jun	262,446	21,129	91.95
2015 Jul	231,325	20,165	91.28
2015 Aug	174,068	14,306	91.78
2015 Sep	152,665	14,405	90.56
2015 Oct	146,611	12,284	91.62
2015 Nov	139,230	14,426	89.64
2015 Dec	125,931	13,706	89.12
(US\$ Thousand)			
USD			
2011	1,330	1,117	16.04
2012	908	825	9.18
2013	1,224	1,112	9.16
2014	526	478	9.09
2015	796	721	9.45
2015 Jan	378	364	3.59
2015 Feb	864	408	52.81
2015 Mar	939	900	4.15
2015 Apr	1,644	1,616	1.70
2015 May	543	495	8.89
2015 Jun	907	770	15.04
2015 Jul	370	352	4.66
2015 Aug	1,045	1,032	1.22
2015 Sep	708	681	3.85
2015 Oct	1,121	1,016	9.34
2015 Nov	303	285	6.09
2015 Dec	826	759	8.15
(RMB Thousand)			
RMB			
2011	82,987	60,306	27.33
2012	108,944	66,780	38.70
2013	184,712	85,427	53.75
2014	213,395	100,073	53.10
2015	290,955	119,848	58.81
2015 Jan	418,735	186,226	55.53
2015 Feb	196,115	97,514	50.28
2015 Mar	316,534	136,856	56.76
2015 Apr	352,084	128,736	63.44
2015 May	267,105	118,666	55.57
2015 Jun	353,507	125,738	64.43
2015 Jul	525,060	238,027	54.67
2015 Aug	310,692	112,853	63.68
2015 Sep	249,170	75,343	69.76
2015 Oct	116,231	56,312	51.55
2015 Nov	178,132	73,970	58.47
2015 Dec	161,773	70,185	56.62

Footnote: RMB-denominated securities commenced trading on 29 April 2011.

Average daily transactions handled by CCASS depository (both deposit and withdrawal transactions are counted)

Year/month	No. of transactions	No. of shares (mil)	Value of transactions (HK\$mil)
HKD			
2011	1,066	2,256	4,607
2012	795	1,440	3,456
2013	912	1,697	3,752
2014	886	2,360	5,134
2015	1,099	3,500	7,105
2015 Jan	1,086	2,649	4,461
Feb	767	1,614	2,301
Mar	793	1,584	5,458
Apr	3,854	3,455	9,231
May	1,620	5,277	14,662
Jun	1,317	4,969	14,220
Jul	929	3,910	7,423
Aug	749	3,541	5,659
Sep	589	2,816	3,558
Oct	603	4,667	6,689
Nov	553	2,177	4,766
Dec	578	5,180	6,624
		(Thousand)	(US\$ Thousand)
USD			
2011	-	-	-
2012	-	-	-
2013	0	3	3
2014	0	1	2
2015	0	1	1
2015 Jan	0	0	0
Feb	0	0	0
Mar	0	1	1
Apr	0	0	2
May	0	1	2
Jun	1	4	12
Jul	0	0	0
Aug	0	0	0
Sep	0	0	1
Oct	0	0	0
Nov	0	0	0
Dec	0	0	0

Footnote: No transaction in US dollars handled for the years from 2011 to 2012

Year/month	No. of transactions	No. of shares (mil)	Value of transactions (RMB Thousand)
RMB			
2011	6	11,428	54,259
2012	2	576	1,928
2013	2	63	249
2014	1	1,055	3,451
2015	2	106	352
2015 Jan	2	86	299
Feb	2	18	65
Mar	0	61	216
Apr	2	218	743
May	2	10	36
Jun	2	241	841
Jul	1	65	225
Aug	2	305	937
Sep	1	90	275
Oct	2	20	62
Nov	2	129	424
Dec	2	15	50

Footnote: RMB-denominated securities commenced trading on 29 April 2011.

Securities under CCASS custody (balances at the end of each month)

Year/month	No. of shares (mil)	% of issued shares of admitted securities	Market value (HK\$mil)	% of market capitalisation of admitted securities
All currencies in HKD equivalent				
2011	3,694,236	70.17	9,599,910	50.23
2012	3,663,662	70.30	12,330,062	51.73
2013	3,955,158	70.87	13,878,914	52.68
2014	4,450,067	71.29	14,911,899	54.09
2015	5,467,209	74.50	15,071,152	56.58
2015 Jan	4,502,372	71.20	15,247,178	54.19
Feb	4,497,681	71.34	15,501,789	54.08
Mar	4,489,324	71.67	15,975,623	54.46
Apr	4,679,639	73.14	18,991,579	55.99
May	4,802,809	74.06	18,996,401	57.26
Jun	4,952,177	73.38	17,891,673	57.24
Jul	5,166,590	74.02	16,028,007	55.50
Aug	5,307,709	73.91	14,300,738	55.40
Sep	5,397,976	74.44	14,074,105	56.13
Oct	5,459,122	73.72	15,315,844	56.26
Nov	5,413,795	73.09	14,970,929	56.34
Dec	5,467,209	74.50	15,071,153	56.58

Footnote: No. of shares and market value of securities in non-HKD currency have been included.

	(Thousand)		(US\$ Thousand)	
USD				
2011	21,051	100.00	2,630,840	100.00
2012	31,963	100.00	3,323,798	100.00
2013	32,691	94.64	3,120,699	99.96
2014	32,518	95.26	3,060,914	99.92
2015	33,480	95.67	2,991,506	99.91
2015 Jan	32,963	95.33	3,101,192	99.92
Feb	33,276	95.39	3,135,427	99.92
Mar	33,415	95.38	3,108,389	99.93
Apr	33,234	95.35	3,177,167	99.90
May	33,546	95.42	3,167,245	99.88
Jun	33,976	95.74	3,169,933	99.88
Jul	34,339	95.79	3,110,390	99.91
Aug	34,029	95.75	2,972,014	99.92
Sep	33,801	95.70	2,948,935	99.92
Oct	33,642	95.69	3,011,411	99.92
Nov	33,512	95.67	2,979,515	99.91
Dec	33,480	95.67	2,991,506	99.91

	(Thousand)		(RMB Thousand)	
RMB				
2011	2,281,308	45.53	8,121,456	45.53
2012	4,046,204	40.55	33,143,882	45.66
2013	3,962,224	30.40	18,929,002	17.20
2014	3,723,315	24.15	20,565,267	11.80
2015	3,320,031	26.48	15,386,156	6.82
2015 Jan	3,557,864	27.69	21,555,987	14.59
Feb	3,474,215	28.19	21,121,821	14.79
Mar	3,504,307	27.86	20,998,108	14.10
Apr	3,368,051	27.34	21,687,836	14.01
May	3,416,579	29.64	20,136,314	12.97
Jun	3,364,630	29.05	18,125,396	12.60
Jul	3,320,527	28.33	17,047,242	12.17
Aug	3,309,709	28.62	14,649,385	11.11
Sep	3,387,586	29.24	15,484,507	11.80
Oct	3,399,358	27.34	16,748,543	7.85
Nov	3,306,425	25.93	15,377,810	7.11
Dec	3,320,031	26.48	15,386,156	6.82

Cleared Trade Notional Values for OTC Clearing Hong Kong Limited

Year/month	Cumulative Cleared Notional Values (in USD)*	
	Rates Derivatives Contracts	FX Derivatives Contracts
2013	58,600,000	20,000,000
2014	197,000,000	60,000,000
2015	1,813,600,000	66,000,000
2015 Jan	274,300,000	60,000,000
Feb	338,500,000	60,000,000
Mar	338,900,000	60,000,000
Apr	339,100,000	60,000,000
May	468,000,000	60,000,000
Jun	506,700,000	60,000,000
Jul	635,600,000	60,000,000
Aug	705,000,000	60,000,000
Sep	808,500,000	60,000,000
Oct	1,686,200,000	60,000,000
Nov	1,685,400,000	66,000,000
Dec	1,813,600,000	66,000,000

* Rounded to nearest USD100,000

This table under "CLEARED STATISTICS", not "EXCHANGE PARTICIPANTS"

Distribution of market participants' market shares, 2011 – 2015

Year/Month	Category A (Position 1 to 14)		Category B (Position 15 to 65)		Category C (Position > 65)		Total turnover (HK\$bil) #	Average daily turnover (HK\$mil) #	
	Range (%)	Total (%)	Range (%)	Total (%)	Range (%)	Total (%)			
2011	7.52 – 2.47	53.63	2.27 – 0.22	35.00	0.22 – 0.00	11.37	17,303.74	70,340.41	
2012	7.68 – 2.60	57.72	2.28 – 0.21	31.83	0.21 – 0.00	10.45	13,424.01	54,348.22	
2013	7.20 – 2.11	55.97	1.87 – 0.22	32.54	0.21 – 0.00	11.49	15,402.14	63,123.52	
2014	7.21 – 2.04	54.24	1.94 – 0.23	34.15	0.22 – 0.00	11.61	17,318.63	70,115.91	
2015	7.35 – 2.08	52.31	1.89 – 0.25	35.30	0.25 – 0.00	12.39	25,936.38	105,005.59	
2015	Jan	7.13 – 2.18	53.25	2.12 – 0.25	35.92	0.25 – 0.00	10.83	2,045.37	97,398.59
	Feb	7.69 – 2.21	53.68	2.11 – 0.24	35.79	0.24 – 0.00	10.53	1,249.18	69,398.73
	Mar	7.83 – 1.93	53.55	1.79 – 0.26	34.57	0.25 – 0.00	11.88	1,992.09	90,549.67
	Apr	6.35 – 1.91	51.30	1.78 – 0.29	36.10	0.27 – 0.00	12.60	3,707.11	195,111.07
	May	6.89 – 1.82	49.61	1.80 – 0.30	36.95	0.29 – 0.00	13.44	2,916.73	153,512.10
	Jun	7.22 – 1.85	50.05	1.84 – 0.29	36.92	0.29 – 0.00	13.03	3,133.70	142,440.80
	Jul	7.18 – 1.98	52.19	1.82 – 0.25	36.60	0.25 – 0.00	11.21	2,746.09	124,822.25
	Aug	7.58 – 2.02	53.57	1.97 – 0.25	35.89	0.25 – 0.00	10.54	1,971.49	93,880.34
	Sep	8.02 – 2.08	54.77	2.04 – 0.21	36.11	0.21 – 0.00	9.12	1,659.81	82,990.31
	Oct	7.79 – 1.91	53.60	1.90 – 0.24	35.94	0.23 – 0.00	10.46	1,588.62	79,430.88
	Nov	8.28 – 1.93	54.37	1.79 – 0.24	35.37	0.23 – 0.00	10.26	1,568.87	74,708.31
	Dec	8.18 – 1.98	56.32	1.91 – 0.25	33.64	0.23 – 0.00	10.04	1,357.32	61,696.32

Includes securities trading and value of shares when stock options were exercised

Note: The report includes all Exchange Participant firms that had paid Transaction Levy, Investor Compensation Levy (if applicable) and Trading Fee to the Exchange.

Statistics on Exchange participants

Stock Exchange

Year/quarter	No. of trading right holders (no. of trading right held)	Exchange participants – trading	Exchange participants – non trading	Non-Exchange participants	
2011	555 (980)	498 (916)	36 (43)	21 (21)	
2012	571 (996)	511 (928)	39 (47)	21 (21)	
2013	563 (978)	504 (912)	39 (46)	20 (20)	
2014	558 (969)	500 (904)	40 (47)	18 (18)	
2015	566 (975)	515 (915)	35 (44)	16 (16)	
2015	Q1	553 (962)	500 (902)	36 (43)	17 (17)
	Q2	553 (962)	500 (900)	37 (46)	16 (16)
	Q3	556 (965)	505 (905)	35 (44)	16 (16)
	Q4	566 (975)	515 (915)	35 (44)	16 (16)

Futures Exchange

Year/quarter	No. of trading right holders (no. of trading right held)	Exchange participants – trading	Exchange participants – non trading	Non-Exchange participants	
2011	228 (252)	182 (204)	–	46 (48)	
2012	234 (258)	185 (207)	–	49 (51)	
2013	232 (256)	179 (201)	–	53 (55)	
2014	231 (255)	179 (201)	–	52 (54)	
2015	232 (256)	179 (201)	–	53 (55)	
2015	Q1	231 (255)	179 (201)	–	52 (54)
	Q2	230 (254)	177 (199)	–	53 (55)
	Q3	230 (254)	177 (199)	–	53 (55)
	Q4	232 (256)	179 (201)	–	53 (55)

Notes:

- (1) The figures in brackets are the number of trading rights held
- (2) An Exchange Participant is an individual or corporation who may trade on or through the Exchange and is licensed under the Securities and Futures Ordinance to carry on securities dealing activity.

HKCC Participants

Year/quarter	Clearing Participants	General Clearing Participants
2011	156	10
2012	158	9
2013	152	9
2014	152	9
2015	151	9
2015 Q1	152	9
2015 Q2	150	9
2015 Q3	149	9
2015 Q4	151	9

SEOCH Participants

Year/quarter	Direct Clearing Participants	General Clearing Participants
2011	59	7
2012	63	9
2013	62	9
2014	65	9
2015	69	9
2015 Q1	66	9
2015 Q2	68	9
2015 Q3	67	9
2015 Q4	69	9

HKSCC Participants

Year/quarter	Direct Clearing Participant	General Clearing Participant	Non-broker Participants *
2011	482	8	47
2012	493	9	46
2013	485	9	43
2014	481	10	42
2015	492	10	43
2015 Q1	477	10	42
2015 Q2	478	10	42
2015 Q3	482	10	43
2015 Q4	492	10	43

* Non-broker participants include Clearing Agency Participants, Custodian Participants and Stock Pledgee Participants.

OTC Clear Members

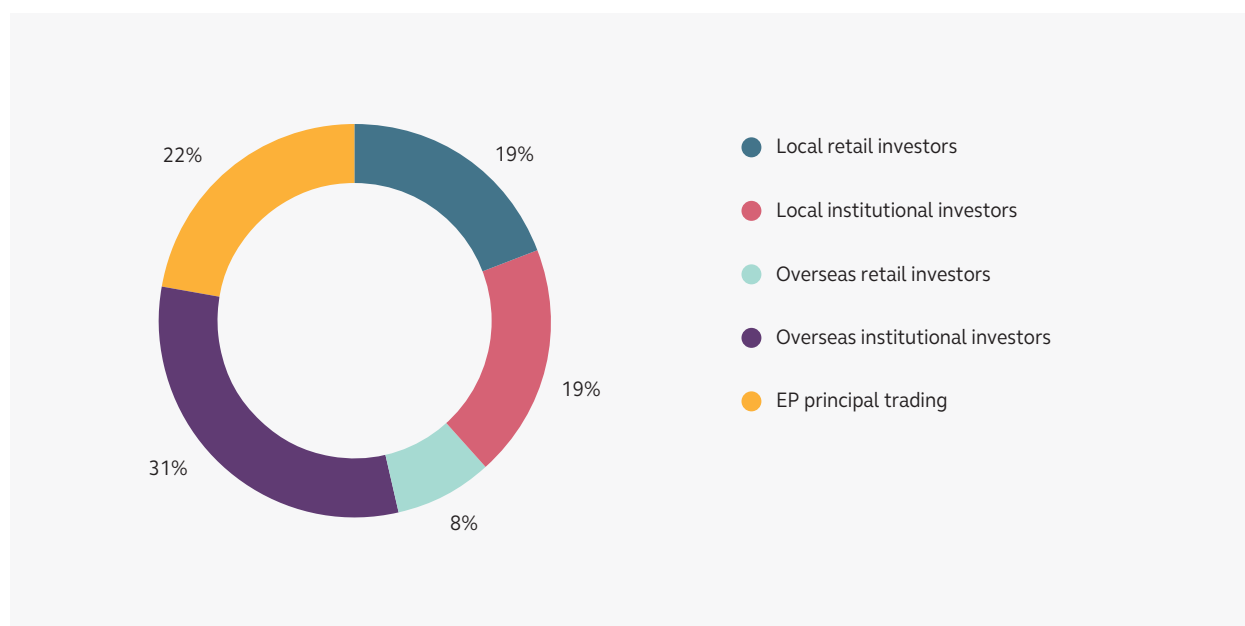
Year/quarter	Clearing Member
2013	4
2014	4
2015	10
2015 Q1	4
2015 Q2	5
2015 Q3	6
2015 Q4	10

Cash market – distribution of market trading by investor type

The Cash Market Transaction Survey 2014/15 covered trading in the HKEX securities market during the 12-month period from October 2014 to September 2015. The survey found that local investors and overseas investors had equal contribution to total market turnover value in 2014/15 – 39% each. Of local investor trading, retail investors and institutional investors had equal share (19%). Of overseas investor trading, 31% came from institutions and 8% from individuals. The contribution from Exchange Participants' principal trading was 22%.

In 2014/15, retail online trading (i.e. trading where orders are entered directly by retail investors and channelled to the brokers via electronic media such as the Internet) contributed 44% of total retail turnover value or 12% of total market turnover value¹.

Distribution of cash market trading value by investor type (Oct 2014 – Sep 2015)



Note: Numbers may not add up to 100% due to rounding.

Distribution of cash market trading value by investor type (2012/13 – 2014/15)

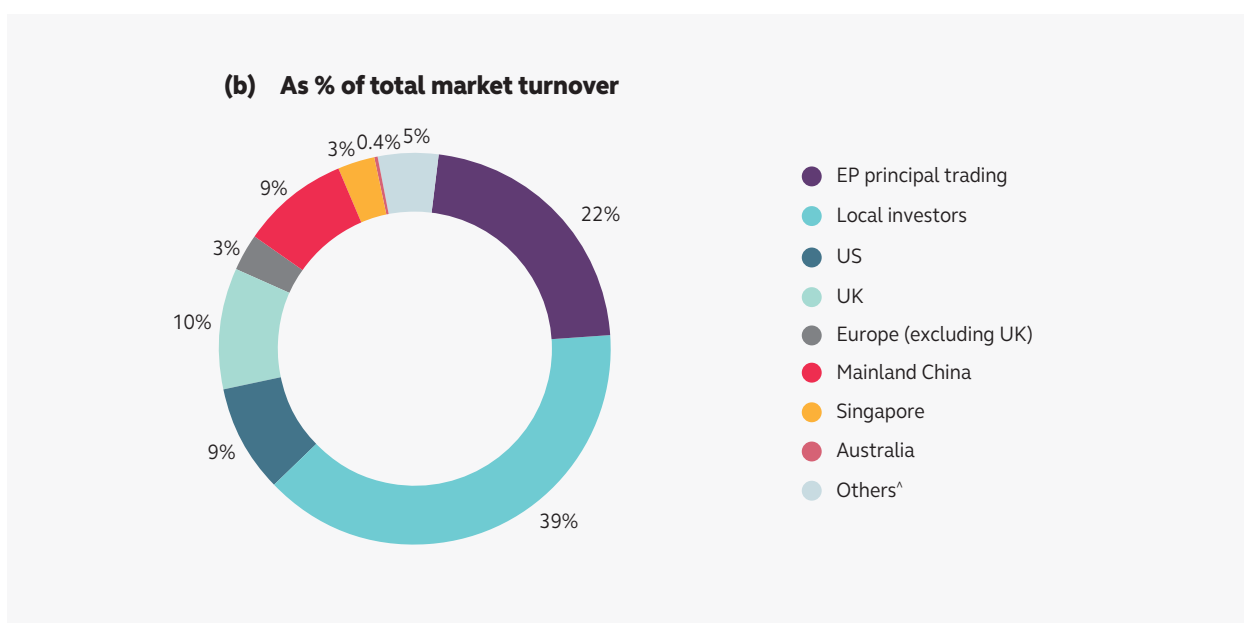
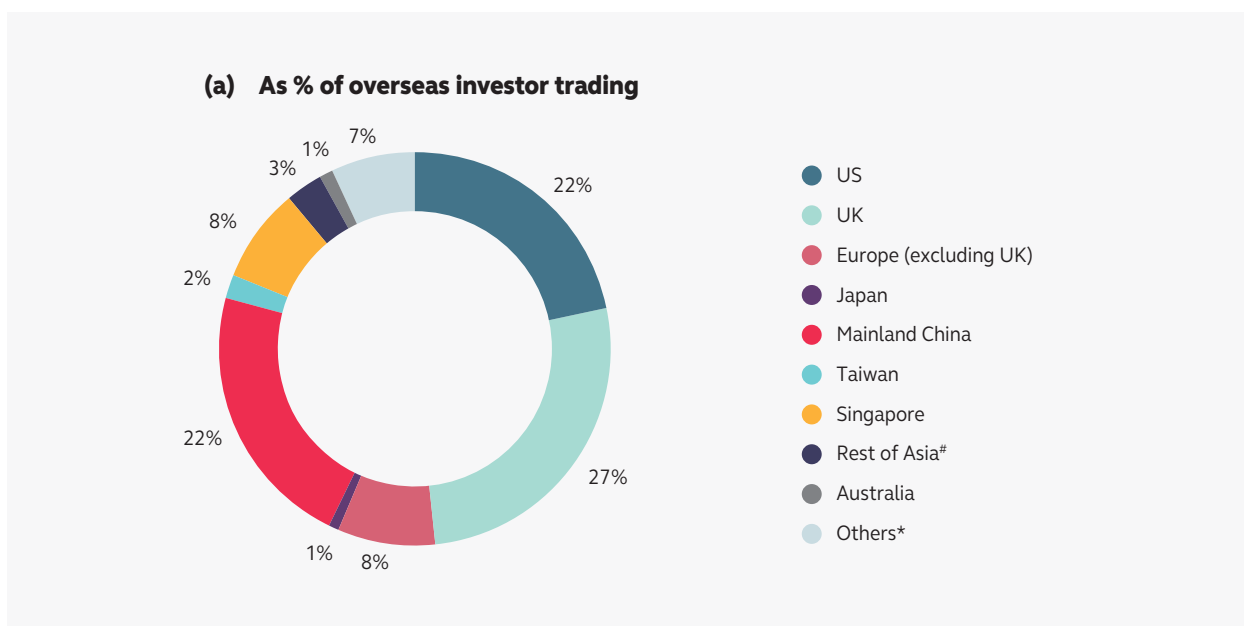
	2012/13	2013/14	2014/15
Exchange Participants' principal trading	16%	16%	22%
Local investor trading	38%	45%	39%
Retail	18%	20%	19%
Institutional	20%	24%	19%
Overseas investor trading	46%	39%	39%
Retail	5%	5%	8%
Institutional	41%	34%	31%
Total	100%	100%	100%

Note: Numbers may not add up to sub-totals or to 100% due to rounding.

¹ Since survey respondents, i.e. the Exchange Participants (EPs), might not be able to identify retail online trading channelled via banks (which might be regarded as their institutional clients), the level of retail online trading might be under-estimated.

In 2014/15, UK investors were the largest contributors among overseas investors, with a contribution of 27% of total overseas investor trading and 10% of total market turnover. They were followed by US investors who contributed 22% to total overseas investor trading and 9% of total market turnover. Investors from Mainland China followed closely behind US investors, with a similar contribution of 22% of total overseas investor trading and 9% of total market turnover². The aggregate contribution of Asian investors was 36% of total overseas investor trading and 14% of total market turnover. Among Asian investors, Singaporean investors were the second largest contributor of trading, contributing 8% of total overseas investors trading and 3% of total market turnover.

Distribution of overseas investor trading value in cash market by origin (Oct 2014 – Sep 2015)



Reported origins in “Rest of Asia” were Bangladesh, Brunei, Cambodia, India, Indonesia, Kazakhstan, Kyrgyzstan, Laos, Macau, Malaysia, Mongolia, Nepal, Pakistan, Philippines, South Korea, Sri Lanka, Thailand and Vietnam.

* Reported origins in “Others” included Anguilla, Bahamas, Bahrain, Belize, Bermuda, Bolivia, Brazil, British Virgin Islands, Burkina Faso, Cameroon, Canada, Cayman Islands, Cook Islands, Costa Rica, Dominica, Ecuador, Grenada, Guyana, Honduras, Israel, Jamaica, Kenya, Kuwait, Lebanon, Liberia, Marshall Islands, Mauritius, Mexico, Morocco, New Zealand, Niue, Oman, Panama, Paraguay, Peru, Qatar, Russia, Samoa, Saudi Arabia, Seychelles, South Africa, St. Kitts & Nevis, Suriname, Trinidad & Tobago, Turkey, Turks & Caicos Islands, United Arab Emirates, Uruguay, Vanuatu and Venezuela.

^ Comprising investors from Japan, Taiwan, Rest of Asia and Rest of the World.

Note: Numbers may not add up to 100% due to rounding.

² Trading from Mainland China investors included Southbound trading through Shanghai-Hong Kong Stock Connect.

Distribution of overseas investor trading value in cash market by origin (2012/13 – 2014/15)

	2012/13	2013/14	2014/15
US	28%	26%	22%
UK & Europe	39%	38%	34%
UK	26%	28%	27%
Europe (excluding UK)	14%	10%	8%
Asia	24%	29%	36%
Japan	1%	1%	1%
Mainland China	11%	13%	22%
Taiwan	1%	1%	2%
Singapore	6%	10%	8%
Rest of Asia	4%	3%	3%
Australia	5%	2%	1%
Others	4%	6%	7%
Total	100%	100%	100%

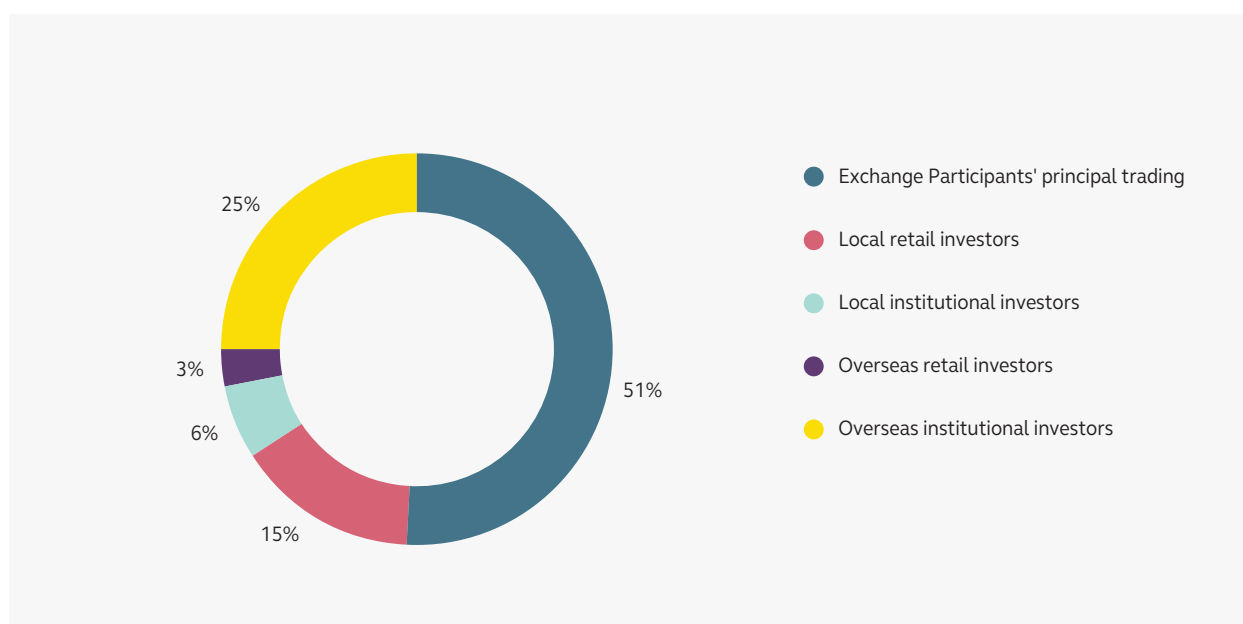
Note: Numbers may not add up to sub-totals or to 100% due to rounding.

Derivatives market – distribution of market trading by investor type

The Derivatives Market Transaction Survey 2014/15 covered trading in the HKEX derivatives (futures and options) market, which comprises predominantly financial futures and options, during the 12-month period from July 2014 to June 2015. The survey findings revealed that Exchange Participants' principal trading contributed 51% of the total contract volume; overseas investors (mainly institutions) contributed 28% and local investors contributed 21%. For stock options, which accounted for 55% of the total market volume during the period, the majority of turnover was Exchange Participants' principal trading (71% of the product's total volume). Exchange Participants' principal trading was also the major contributor to trading in Hang Seng Index (HSI) Options, Mini-HSI options and H-shares Index (HHI) Options (61%, 68% and 51% respectively). For HSI Futures, HHI futures and Mini-HHI futures, overseas institutional investors were the major contributors (58%, 63% and 39% respectively). For Mini-HSI futures, overseas institutional investors and local retail investors were the major contributors (37% each).

In 2014/15, retail online trading (i.e. trading where orders are entered directly by retail investors and channelled to the brokers via electronic media such as the Internet) contributed 68% of total retail investor trading or 12% of total market turnover.

Distribution of derivatives market trading volume by investor type (Jul 2014 – Jun 2015)



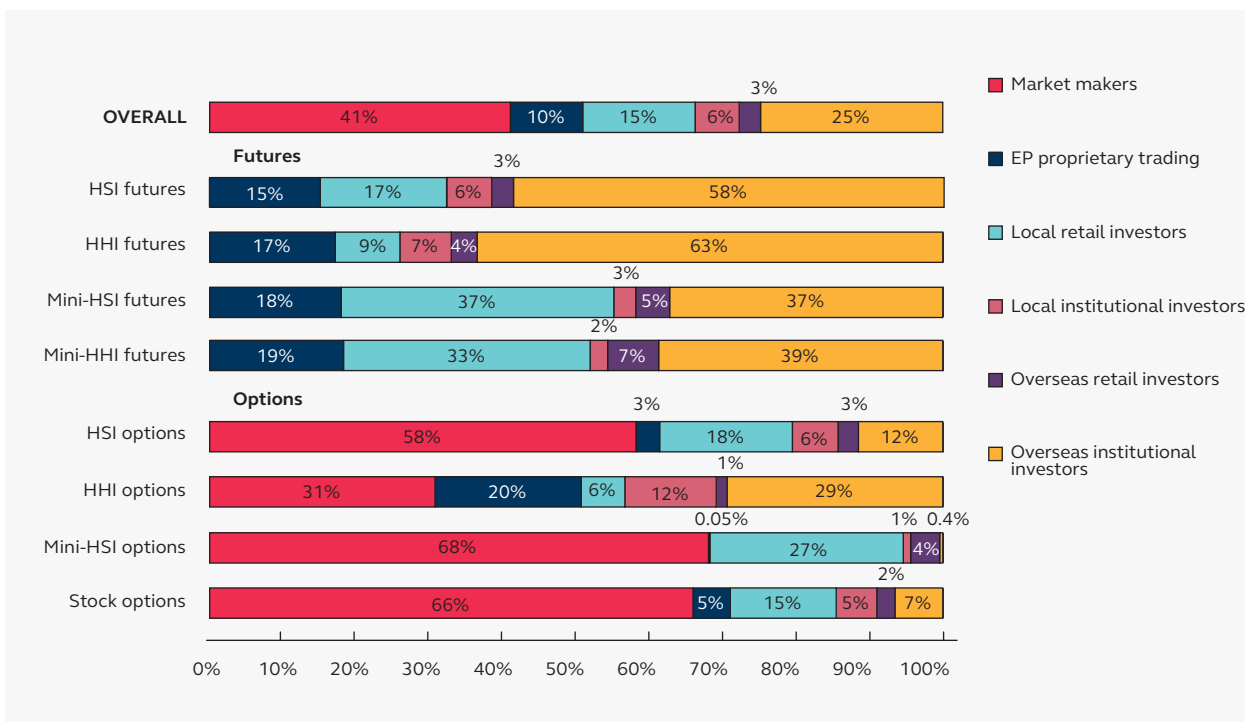
Distribution of derivatives market trading volume by investor type (2012/13 – 2014/15)

	2012/13	2013/14	2014/15
Exchange Participants' principal trading*	49%	50%	51%
Local investor trading	23%	23%	21%
Retail	18%	16%	15%
Institutional	5%	7%	6%
Overseas investor trading	27%	27%	28%
Retail	3%	3%	3%
Institutional	24%	24%	25%
Total	100%	100%	100%

* Exchange Participants' principal trading comprises market maker trading and proprietary trading.

Note: Numbers may not add up to sub-totals or 100% due to rounding.

Distribution of derivatives trading volume by investor type for overall market and each product (Jul 2014 – Jun 2015)

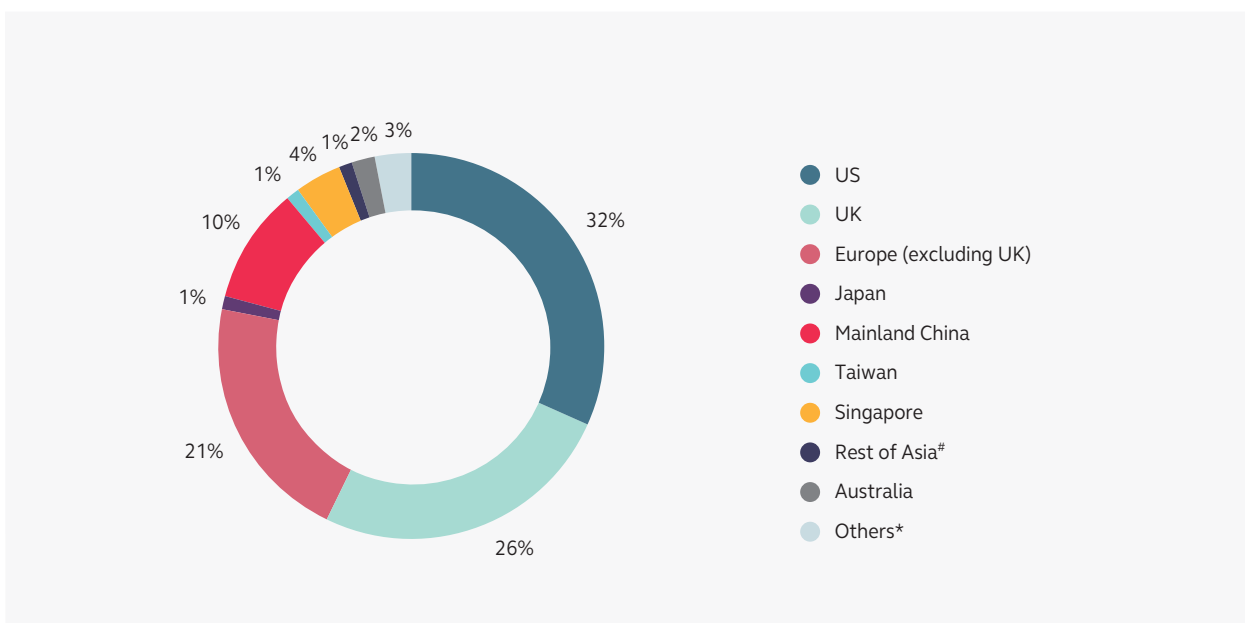


Notes:

- (1) Market maker trading and EP proprietary trading are components of EP principal trading.
- (2) Numbers may not add up to 100% due to rounding.

Among overseas investors, US investors were the largest contributors to overseas investor trading (32%). They were followed by UK investors (26%) and Continental European investors (21%). The aggregate contribution from investors in Asia outside Hong Kong was 17% of total overseas investor trading, mainly from Mainland China and Singapore (10% and 4% respectively).

Distribution of overseas investor trading volume in derivatives by origin (Jul 2014 – Jun 2015)



Reported origins in "Rest of Asia" are India, Indonesia, Macau, Malaysia, Philippines, South Korea, Thailand and Vietnam.

* Reported origins in "Others" are Anguilla, Bahamas, Belize, Bermuda, British Virgin Islands, Canada, Cayman Islands, Israel, New Zealand, Samoa, Senegal and Seychelles.

Note: Numbers may not add up to 100% due to rounding.

Distribution of overseas investor trading volume in derivatives by origin (2012/13 – 2014/15)

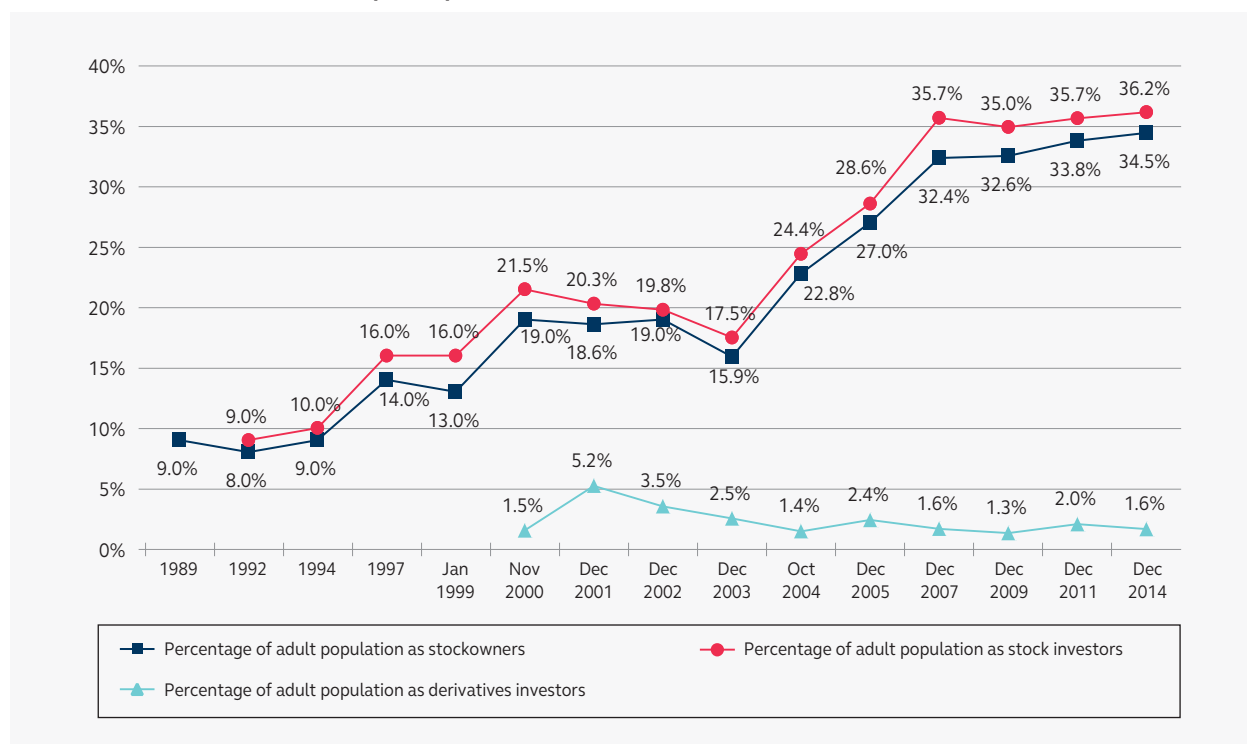
	2012/13	2013/14	2014/15
US	18%	21%	32%
UK & Europe	55%	54%	46%
<i>UK</i>	28%	25%	26%
<i>Europe (excluding UK)</i>	27%	28%	21%
Asia	23%	20%	17%
<i>Japan</i>	2%	1%	1%
<i>Mainland China</i>	10%	9%	10%
<i>Taiwan</i>	2%	2%	1%
<i>Singapore</i>	8%	7%	4%
<i>Rest of Asia</i>	1%	1%	1%
Australia	2%	3%	2%
Others	2%	2%	3%
Total	100%	100%	100%

Note: Numbers may not add up to sub-totals or 100% due to rounding.

Retail investors

According to the findings of the HKEX Retail Investor Survey 2014¹, 34.5% of the adult population (about 2.1 million individuals) were stockowners²; 36.2% (about 2.3 million individuals) were stock investors³; 3.6% (about 223,000 individuals) were warrant or Callable Bull/Bear Contract (CBBC) investors⁴; 1.6% (about 100,000 individuals) were derivatives investors^{5,6}; and 36.4% (about 2.3 million individuals) were retail investors who were either stock investor or derivatives investor or both.

Retail participation rates in stocks and derivatives on HKEX



Projected number of retail investors by type

('000)

	Dec 2005	Dec 2007	Dec 2009	Dec 2011	Dec 2014
Retail investors	1,631	2,024	2,069	2,154	2,265
Stockowners	1,531	1,834	1,917	2,035	2,147
Stock investors	1,618	2,022	2,059	2,147	2,253
Warrant/CBBC investors	NA	NA	249	208	223
Derivatives investors	135	93	75	122	100

NA: Not available

Note: Projected numbers were based on survey findings and are subject to errors.

- Fieldwork of the survey was carried out during November and December 2014. Annotation of "Dec 2014" is made in tables and charts for easy reference only.
- Stockowner: An individual who was, at the time of the interview, holding stocks – including shares, warrants, Callable Bull/Bear Contracts (CBBCs), Exchange Traded Funds (ETFs), Real Estate Investment Trusts (REITs) and other cash market products – listed or traded on HKEX.
- Stock investor: An individual who was, at the time of the interview, holding or, in the past 12 months, had traded stocks – including shares, warrants, CBBCs, ETFs, REITs and other cash market products – listed or traded on HKEX.
- Warrant/CBBC investor: An individual who was, at the time of the interview, holding or, in the past 12 months, had traded warrants or CBBCs on HKEX.
- Derivatives investor: An individual who was, at the time of the interview, holding or, in the past 12 months, had traded derivatives products (futures and options) on HKEX.
- The achieved sample of derivatives investors in the survey was rather small. The percentages on derivatives investors are subject to relatively large error.

The typical Hong Kong retail stock investor is a 47 year-old person with tertiary or above education and a monthly personal income of about HK\$22,500. The typical Hong Kong retail derivatives investor is a 42 year-old person with tertiary or above education and a monthly personal income of about HK\$35,000.

The median number of stock transactions by stock investors during the 12 months preceding the interview was 6, the same level as in 2011 (including those with zero stock transactions in the period). The average value per stock transaction by stock investors had a median of about HK\$50,000, up from HK\$40,000 in 2011. The median implied total stock transaction value per stock investor⁷ during the 12-month period was about HK\$300,000, up from HK\$200,000 in 2011.

For warrant/CBBC investors, the median number of warrant/CBBC transactions in the 12-month period was 6 (including those with zero warrant/CBBC transactions in the period), down from 10 in 2011. The average transaction value had a median of HK\$13,000, down from HK\$20,000 in 2011. The median implied total warrant/CBBC transaction value per warrant/CBBC investor⁸ during the 12-month period was about HK\$100,000, down from HK\$300,000 in 2011.

The median number of derivatives transactions by derivatives investors during the 12-month period was 6, down from 12 in 2011. The average number of contracts per derivatives transaction by derivatives investors had a median of 2, the same level as in 2011. The median implied total contract volume per derivatives investor⁹ during the 12-month period was 48, up from 40 in 2011¹⁰.

The survey also found that 73% of stock traders¹¹ and 84% of derivatives traders¹² were online traders, i.e. investors who had traded the respective products on HKEX during the 12-month period, either always or sometimes, through electronic media such as the Internet.

⁷ The implied total stock transaction value for the 12-month period for a respondent was deduced from the respondent's average value per transaction and his/her frequency of trading in stocks during the 12-month period. The figure counts both buying and selling transactions and is subject to estimation error. In calculating the average figure per stock investor, stock investors who did not trade stocks during the 12-month period are included.

⁸ The implied total warrant/CBBC transaction value for the 12-month period for a respondent was deduced from the respondent's average value per transaction and his/her frequency of trading in the products during the 12-month period. The figure counts both buying and selling transactions and is subject to estimation error. In calculating the average figure per warrant/CBBC investor, warrant/CBBC investors who did not trade in the products during the 12-month period are included.

⁹ The implied total contract volume during the 12-month period for a respondent was deduced from the respondent's number of derivatives transactions and his/her average number of contracts per derivatives transaction. The figure counts both buying and selling transactions and is subject to estimation error.

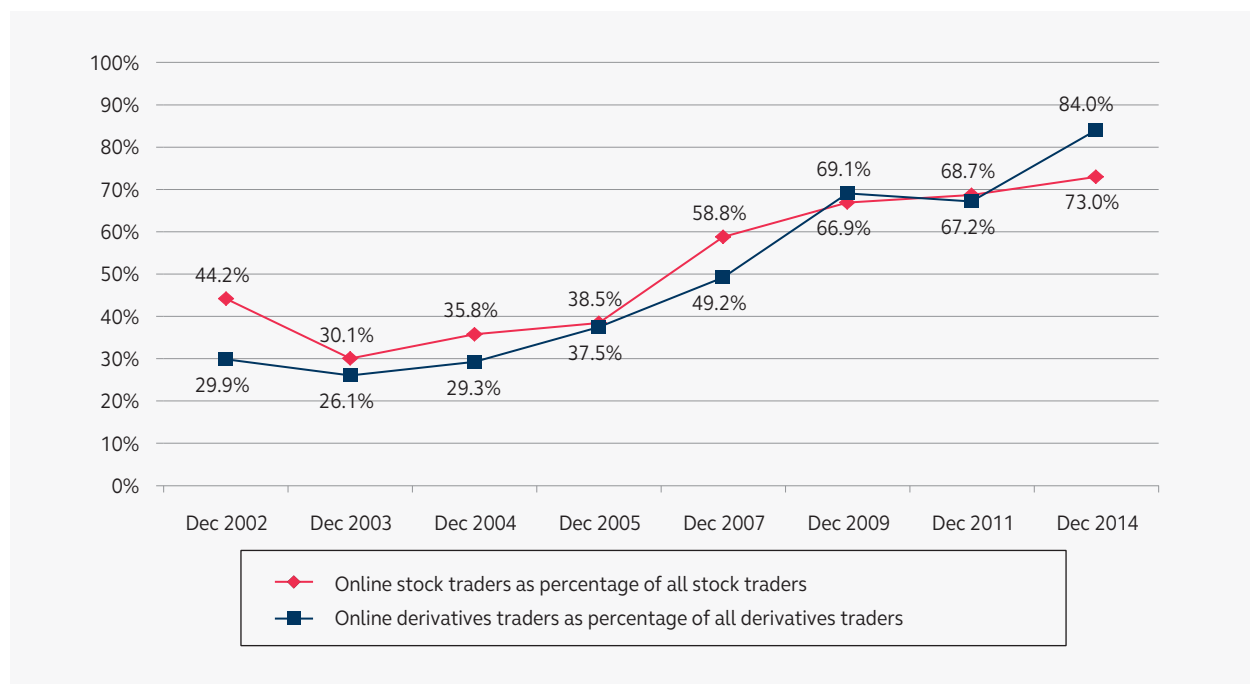
¹⁰ In median terms, the implied total contract volume per investor could be higher in 2014 than in 2011 while the frequency of trading was lower and average transaction size remained similar because the trading behaviour of derivatives investors is not a normal distribution. A larger proportion of investors with a low trading frequency but a big deal size could result in this observation.

¹¹ Stock trader: An individual who, in the 12 months preceding the interview, had traded stocks – including shares, warrants, CBBcs, ETFs, REITs and other cash market products – listed or traded on HKEX.

¹² Reflecting the nature of derivatives trading, all derivatives investors had traded derivatives in the 12 months preceding the interview, i.e. all derivatives investors are derivatives traders.

Online stock traders tended to trade stocks more frequently than non-online stock traders – they had a median of 10 stock transactions in the 12-month period versus 6 for the non-online stock traders. Similarly, online derivatives traders tended to trade derivatives more frequently than non-online derivatives traders – a median of 10 derivatives transactions for online derivatives traders versus 4 transactions for non-online derivatives traders.

Proportions of stock/derivatives traders as online traders



Among the stock traders, 24% traded mainly through broker firms and 75% mainly through banks (about 1% used the service of broker firms and banks to a similar extent). Among the derivatives traders, 72% traded mainly through broker firms and 28% mainly through banks.

Hong Kong Securities and Derivatives Markets Historical Events

- 1891 “The Association of Stockbrokers in Hong Kong”, the first formal stock exchange in Hong Kong was formed.
- 1914 The name of the Association of Stockbrokers in Hong Kong was changed to “The Hong Kong Stock Exchange”.
- 1921 A second stock exchange, “The Hong Kong Stockbrokers’ Association”, was incorporated.
- 1947 The Hong Kong Stock Exchange and the Hong Kong Stockbrokers’ Association were merged to form a joint exchange under the name of “The Hong Kong Stock Exchange Ltd”.
- 1969 Dec The Far East Exchange Ltd commenced business on 17 December.
- 1970 Feb The Companies Ordinance was amended to empower the Governor in Council to recognise stock exchanges for certain limited purposes connected with the offering in writing of shares to any member of the public.
- 1971 Mar The Kam Ngan Stock Exchange Ltd commenced business on 15 March.
- 1972 Jan The Kowloon Stock Exchange Ltd commenced business on 5 January.
- 1973 Jan The four stock exchanges, the Far East Exchange, the Hong Kong Stock Exchange, the Kam Ngan Stock Exchange and the Kowloon Stock Exchange, agreed to standardise their trading sessions with effect from 8 January.
- A Securities Advisory Council was established and a Commissioner for Securities was appointed, but not given statutory power, to help prepare the way for the statutory provisions to be imposed later.
- Feb The Stock Exchange Control Ordinance 1973 was enacted, which imposed heavy penalties on anyone operating a stock market which was not recognised under the Ordinance. The establishment of stock exchange was effectively controlled.
- The Government announced that it was mandatory for all companies seeking listing to have their prospectuses registered with the Registrar of Companies.
- 1974 Feb The Securities Ordinance and The Protection of Investors Ordinance were enacted and were brought into operation with effect from 1 March.
- Apr The Federation of Share Registrars was established.
- Jul The Hong Kong Federation of Stock Exchange was established.
- Aug Under the Securities Ordinance 1974, a Stock Exchange Compensation Fund was established and contributions to the fund were paid by the four stock exchanges in proportion to their membership.

- Oct Part VI of the Ordinance and the Securities (Dealers, Investment Advisors and Representatives) Regulations 1974 was brought into force, requiring all dealers (whether or not they are members of the stock exchanges), investment advisors and their representatives to register with the Commissioner for Securities.
- 1975 Aug The Securities Commission approved the Code on Takeovers and Mergers.
- Dec The Securities Commission approved a statutory rule prohibiting directors of a listed company incorporated in Hong Kong from issuing shares-other than on a pro-rata basis to existing shareholders-without the prior approval of shareholders.
- 1976 The Commodities Trading Ordinance was passed by the Legislative Council.
- Aug Under the Securities (Stock Exchange Listing) Rule 1976, a listed company should appoint a member of the Federation of Share Registrars to be its registrar.
- Dec On 17 December, the Hong Kong Commodity Exchange Limited (HKCE) was incorporated.
- 1977 May Considerable progress was made towards the formation of a unified stock exchange in Hong Kong in place of the existing four. A working party on unification was formed.
- On 9 May, The HKCE commenced the trading of its first commodity product – cotton futures.
- Nov On 15 November, The HKCE commenced trading of sugar futures.
- Dec An Insider Dealing Tribunal was set up.
- 1978 Mar Stamp duty on securities dealing was reduced from 0.8% to 0.6% (per round trip) with effect from 6 March.
- 1979 Aug A Practice Note was published by the Securities Commission to clarify the rules concerning the suspension of dealings in the shares of offeree companies during takeover bids.
- Nov The HKCE commenced trading of soybean futures.
- 1980 Jul The Stock Exchange of Hong Kong Ltd (SEHK) was incorporated.
- Aug The Stock Exchanges Unification Ordinance 1980 was passed by the Legislative Council. On 19 August, The HKCE commenced trading of gold futures.
- 1981 Jan The Securities Commission adopted a trigger point of 35% as the maximum percentage shareholding in a listed company that any group or individual could hold without making a general offer for all the remaining shareholders.
- Jul Under the Stamp Duty Ordinance 1981, instruments of transfer of registered warrants were chargeable with fixed duty and contract notes were required to be stamped with effect from 1 July.
- Oct The first committee members of the SEHK were elected.

- 1982 A Financial Futures Working Party was formed to study the introduction of financial futures.
- 1983 Mar The Code on Takeovers and Mergers was revised to the effect that bids involving less than 35% of a company's voting shares were not subject to control, but other partial bids were subject to the consent of the Takeovers Committee. Market dealings in an offeree company's shares before or during a bid were forbidden.
- 1984 May The Securities Commission released a set of guidelines for the placement of shares as a means of flotation, which had been banned for some years.
- 1985 May On 7 May, the HKCE was renamed the Hong Kong Futures Exchange Limited (HKFE).
- Aug The Securities (Amendment) Ordinance 1985 was enacted. Its purpose was to strengthen the power of the Commissioner for Securities to monitor the financial viability of dealers.
- The Legislative Council passed the Stock Exchanges Unification (Amendment) Ordinance 1985. Under the Ordinance, locally incorporated firms, including subsidiaries of banks and deposit-taking companies, became eligible to apply to the Stock Exchange of Hong Kong for corporate membership. And the disqualification of directors or employees of banks and deposit-taking companies and of lawyers or professional accountants from becoming members of the SEHK was removed.
- 1986 Feb The Securities (Stock Exchange Listing) Rules 1986 took effect from 1 February.
- The Securities (Accounts and Audit) (Amendment) Regulations were published in the Government Gazette. Dealers and dealing partnerships were required to fulfil certain requirements.
- The Securities (Recognition of Stock Market) Notice and the Securities (Registration of Dealers) (Approved Examinations) Notice were published in the Government Gazette.
- The Legislative Council approved the amended Securities (Stock Exchange Listing) Rules 1986.
- Mar The Hong Kong Stock Exchange, the Far East Exchange, the Kam Ngan Stock Exchange and the Kowloon Stock Exchange ceased trading after the close of business on 27 March.
- Apr The SEHK commenced trading on 2 April.
- May On 6 May, HKFE commenced the trading of its first financial product – Hang Seng Index (HSI) Futures.
- Sep The SEHK became a full member of the Federation Internationale des Bourses de Valeurs on 22 September.
- Oct The grand opening of the SEHK took place on 6 October.
- 1987 Apr On 8 April, the SEHK Chairman and the Commissioner for Securities made a joint statement that the two had agreed that no further new issues of B shares (shares of which the proposed voting power does not bear a reasonable relationship to the equity interest of such shares when fully paid) would be allowed to list on the SEHK.

- Oct The trading restrictions in connection with bank-related brokers were relaxed with effect from 2 October.
- The General Committee of the SEHK unanimously resolved that trading on the SEHK would be suspended for four days from 20 October to 23 October, both days inclusive. Trading in the Hang Seng Index Futures was also suspended for the same period.
- The Takeovers Committee, announced on 26 October that the Committee had decided that for a period of one month, the trigger point, or creeper provision, as the case may be, under the Hong Kong Code on Takeovers and Mergers, would be waived.
- The Hong Kong Government, together with several leading financial institutions, raised a rescue fund of HK\$4 billion of which HK\$1.8 billion was utilised to enable the Hong Kong Futures Guarantee Corporation Ltd to finance its obligations to members of the HKFE. With effect from 29 October, a levy of HK\$30 per HKFE transaction and a special levy of 0.03% on transaction value of securities dealings were introduced to repay the interest and principal of the rescue package.
- Nov The limit of compensation payable out of the Exchange Fidelity Fund or a member's guarantee for the default of a defaulting member was increased from HK\$500,000 to HK\$2,000,000, subject to the availability of funds, with effect from the commencement of trading on 9 November.
- 1988 Jan The new Management Sub-committee of the SEHK was formed on 2 January to take up the duties of the General Committee.
- Jun The Government-appointed Securities Review Committee published the Report on the Operation and Regulation of Hong Kong Securities Industry on 2 June.
- Jul An amendment to the Articles of Association of the SEHK, which allowed the SEHK to form a Council of 22 members instead of a committee of 21 members to govern its operations, was endorsed by its members on 20 July.
- Sep The SEHK and the Securities Commission released a joint announcement on 14 September, in which they agreed that as a general rule, the SEHK would not list any new B shares and would not permit listed companies to issue any new B shares. This general rule would not apply only in exceptional circumstances. The queuing system for new applications for listing was also reviewed and amended.
- Oct The first 22-member Council of the SEHK was formed on 18 October.
- Nov The first Nominating Committee of the SEHK was formed on 7 November.
- 1989 The clearing functions for HKFE were transferred from Hong Kong Futures Guarantee Corporation Limited and International Commodities Clearing House (Hong Kong) Limited to the newly established futures clearing company, the HKFE Clearing Corporation Limited (HKCC).
- Feb The All Ordinaries Index was launched by the SEHK on 1 February.
- Mar The SEHK announced the formation of the HKSCC, a company limited by guarantee.
- Apr The Legislative Council passed the Securities and Futures Commission Ordinance 1989.

- May The new Securities and Futures Commission (SFC) was formally established on 1 May.
- Sep The SFC announced on 13 September that it had agreed to authorise warrant funds which had been able to apply for authorisation with effect from 1 November.
- Oct The Council of the SEHK endorsed a rolling T+2 settlement period for the proposed Central Clearing and Settlement System.
- Dec The Securities (Stock Exchange Listing) Rules 1989 were enacted on 1 December.
- 1990 HKFE introduced its first interest rate futures – futures based on the three-month Hong Kong Interbank Offered Rate (HIBOR).
- Feb The minimum brokerage for each securities transaction traded on the SEHK was raised from HK\$25 to HK\$50 with effect from 8 February. The minimum commission rate of 0.25% for stock broking was maintained.
- Apr On 2 April, the Council of the SEHK resolved that Council members on the Board of the HKSCC should be broker members and that the Chairman and the Deputy Chairman of the Board of the HKSCC must be a broker or banker member of the Board. If the Chairman was a broker member, the Deputy Chairman must be a banker member and the two would rotate every year.
- Jul The Securities (Insider Trading) Draft Bill, was passed by the Legislative Council on 25 July.
- 1991 HKFE introduced three futures based on sub-indices of the HSI.
- Apr With effect from 1 April, stamp duty on share transactions was reduced from 0.6% to 0.5% (per round trip).
- On 15 April, the Hong Kong Code on Share Repurchases, which allowed firms listed in Hong Kong to buy back their own shares, was approved by the SFC and became effective immediately.
- Sep The Securities (Disclosure of Interests) Ordinance came into force on 1 September.
- Nov The Council of the SEHK and the SFC on 1 November agreed on a series of measures designed to permit all the substantive elements of the revised voluntary constitutional package, which was unanimously supported at the Extraordinary General Meeting of the SEHK on 30 October, to be brought into effect in time to govern the next Council election. The new Council under the revised voluntary constitutional package would consist of 31 members in total-18 broker members, 11 lay members and the chief executives of the SEHK and the HKSCC.
- On 25 November, the SFC and the SEHK announced the signing of a Memorandum of Understanding providing for the devolution of day-to-day administration of all listing matters to the SEHK effective 31 December.
- 1992 Feb On 21 February, the SFC approved the revised Hong Kong Code on Takeovers and Mergers and its integration with the Hong Kong Code on Share Repurchases. The new integrated Code came into effect on 1 April.

- Apr With effect from 1 April, stamp duty on share transactions was reduced from 0.5% to 0.4% (per round trip) and the stamp duty was extended to the trading of derivative warrants.
- May On 11 May, changes made to the Listing Rules of the SEHK and the listing agreement for a secondary listing, particularly where the majority of trading was likely to be on the SEHK, took effect.
- Jun The settlement period for members of the SEHK was changed from T+1 to T+2 on 8 June.
- On 24 June, the Central Clearing and Settlement System (CCASS) commenced operations on the trade-for-trade basis.
- Oct The compulsory Broker's Fidelity Insurance Scheme came into effect on 1 October.
- The Securities (Clearing Houses) Ordinance came into effect on 7 October. The maximum amount payable under the Unified Exchange Compensation Fund to all persons (except stockbrokers) who suffer loss through any default of a stockbroker was increased to HK\$8 million in respect of each stockbroker concerned in or connected with the default. The previous limit was HK\$2 million.
- On 7 October, CCASS commenced the second phase of its operation, starting to admit stocks for clearing and settlement on a continuous net settlement (CNS) basis.
- On 28 October, a memorandum of understanding was signed between the Hong Kong and the British securities regulatory authorities.
- 1993 Mar On 5 March, HKFE introduced its first options product – Hang Seng Index Options.
- Apr With effect from 1 April, stamp duty on share transactions was reduced from 0.4% to 0.3% (per round trip).
- Jun On 19 June, the China Securities Regulatory Commission, the Shanghai Securities Exchange, the Shenzhen Stock Exchange, the SFC and the SEHK signed a Memorandum of Regulatory Co-operation in Beijing.
- Jul Dealings in the H shares in Tsingtao Brewery Co Ltd commenced on 15 July. This was the first China-incorporated enterprise to obtain a primary listing in Hong Kong.
- Aug On 16 August, the Special Levy payable on every transaction recorded on the SEHK and the HKFE was suspended.
- Nov On 1 November, the SEHK launched the Automatic Order Matching and Execution System (AMS).
- 1994 Jan On 3 January, the SEHK launched a pilot scheme for regulated short-selling of shares.
- Mar Jardine Matheson Holdings and Jardine Strategic Holdings announced their decision to delist from Hong Kong. Other Jardine group companies made similar announcements in September.
- Jul With effect from 8 July, the Stamp Duty (Amendment) (No.2) Bill 1994 extended relief from stamp duty for stock borrowing and lending activities and raised the maximum borrowing period from 14 days to 12 months.

- 1995 Mar On 31 March, HKFE introduced its first single-stock product – stock futures on two stocks.
- Sep On 8 September, the SEHK launched its Traded Stock Options Market. The first stock option was on HSBC Holdings plc.
- Nov On 3 November, HKFE introduced its first currency futures – Rolling Forex, and launched an electronic screen-based trading system, the Automated Trading System (ATS) for trading the new product.
- 1996 Jan On 25 January, trading through the AMS off-floor terminals started. These terminals are installed in SEHK members' offices, allowing them to trade from their offices, in addition to trading through terminals in the Trading Hall.
- 1997 Sep HKFE introduced Hang Seng China-Affiliated Corporations Index (Red Chips index) futures and options on 12 September, and relaunched the Three-Month HIBOR Futures on 26 September.
- Nov On 28 November, the Hong Kong Securities Institute was incorporated.
- 1998 Apr With effect from 1 April, the transaction levy was reduced from 0.013% to 0.011% and the proportion of sharing between the SEHK and the SFC was changed from 7:6 to 7:4. Stamp duty on share transactions was also reduced from 0.3% to 0.25% (per round trip).
- May On 8 May, Hongkong Clearing launched its Investor Account Service which allows investors to open investor accounts directly in CCASS.
- 1999 May On 17 May, Hongkong Clearing launched an Electronic Initial Public Offering (EIPO) service for CCASS participants.
- Sep HKFE suspended the trading of gold futures, the last exchange-traded commodity product.
- Nov On 12 November, the Tracker Fund of Hong Kong (TraHK) was listed on the SEHK. TraHK is a collective investment fund issued by the Hong Kong SAR Government, which follows closely the movement of the benchmark Hang Seng Index.
- On 15 November, Growth Enterprise Market (GEM) was formally launched. The first listings were on 25 November 1999.
- 2000 Mar On 6 March, the SEHK, the HKFE and the HKSCC became wholly-owned subsidiaries of Hong Kong Exchanges and Clearing Limited (HKEX). Mr Charles Lee was the first Chairman of HKEX. Mr Kwong Ki-chi was appointed the Chief Executive of HKEX.
- On 20 March, the Growth Enterprise Index (GEI) was launched. It has a base value of 1000 on the base date of 17 March 2000.
- Apr With effect from 7 April, stamp duty on stock transactions was reduced to 0.225% (per round trip).
- May On 31 May, the SEHK launched the Pilot Programme for Trading US Securities with initially seven Nasdaq stocks admitted to trading.

- Jun On 5 June, HSI Futures and Options migrated from open outcry trading to the HKFE's electronic trading system-Hong Kong Futures Automated Trading System (HKATS). Floor trading in HKFE was totally abolished.
- On 27 June, shares of the HKEX were listed by introduction on the SEHK with a stock code of "388".
- Sep On 15 September, HKEX announced the introduction of an Internet Initial Public Offering (iIPO) service to provide individual investors with an additional electronic mechanism for submitting applications for IPOs.
- Oct On 5 October, MTR Corporation Ltd (MTRC), the first government-owned organization to be privatized, was listed on the SEHK. Also, MTRC was the first listing issuer using HKEX's iIPO.
- On 23 October, the first phase of the Third Generation Automatic Order Matching and Execution System (AMS/3) was launched.
- 2001 Feb On 23 February, HKEX introduced its Order Routing System (ORS) to AMS/3 and Online Trading Service to its Stock Exchange Participants.
- Aug On 6 August, stock options trading was successfully migrated from the Traded Options System (TOPS) to the Hong Kong Futures Automated Trading System (HKATS). Clearing and settlement of stock options trades continues to be performed on TOPS.
- Sep On 1 September, the stamp duty on securities transactions was reduced from 0.225% to 0.2% per transaction (round-trip).
- On 1 September, a Trading Fee of 0.005% per side of the consideration of a transaction was introduced by the Stock Exchange. The transaction levy payable to the SFC increased from 0.005% to 0.007% per side of the consideration of a transaction.
- 2002 Mar On 8 March, the SFC levy on trading of options on stock futures was reduced from \$1.0 to \$0.2 per contract per side. The compensation fund levy on trading of options on stock futures was reduced from \$0.5 to \$0.1 per contract per side.
- On 25 March, HKEX introduced a pre-opening session and an index basket order trading mechanism in the securities market. The 30-minute pre-opening session starts at 9:30 am. The index basket order trading mechanism is only applicable in the continuous trading session.
- May On 16 May, HKEX introduced the first phase of CCASS/3, the new generation of the Central Clearing and Settlement System.
- Aug On 5 August, the first six Equity Linked Instruments (ELIs) were listed on SEHK.
- Sep On 16 September, HKMA announced the termination of the Tap Facility of the Tracker Fund of Hong Kong (TraHK) on exhaustion of the Tap Issue Limit in the fourth quarter of 2002, thus concluding the Government stock market operation which was initiated in 1998.
- Dec On 9 December, HKEX introduced the second phase of CCASS/3.

- 2003 Apr On 1 April, the Securities and Futures Ordinance (SFO) became effective together with a number of codes, guidelines and forms for its implementation.
- Effective from 1 April, the minimum commission rate rule governing Stock Exchange Participants (SEPs) was abolished. Commissions became freely negotiable between SEPs and their clients.
- May Effective from 1 May, Mr Paul Chow was appointed the Chief Executive of HKEX.
- On 26 May, HKEX introduced the final phase of CCASS/3 by launching the Participant Gateway. The Participant Gateway serves as an additional communication channel to the CCASS/3 Terminal and provides a direct electronic interface between CCASS/3 and CCASS Participants' back office systems.
- Nov On 17 November, HKEX opened its first Mainland representative office in Beijing.
- Dec On 8 December, HKEX introduced H-shares Index futures.
- 2004 Apr On 6 April, HKEX introduced the Derivatives Clearing and Settlement System (DCASS) which provides a common platform for the clearing and settlement of all derivative products traded on HKEX markets.
- Jun On 14 June, HKEX introduced H-shares Index options.
- 2005 May On 23 May, HKEX introduced FTSE/Xinhua China 25 Index futures and options.
- Oct On 28 October, the Securities and Futures (Investor Compensation – Levy) (Amendment) Rules 2005 became effective whereby a levy suspension and re-instatement mechanism was introduced. Accordingly, the investor compensation levies would be suspended when the net asset value (NAV) of the Investor Compensation Fund (ICF) exceeds \$1.4 billion, and subsequently reinstated when the NAV of the ICF falls below \$1 billion.
- Nov On 2 November, legislation was passed to abolish the estate duty.
- On 25 November, the first Real Estate Investment Trust (REIT), The Link REIT, was listed on the SEHK.
- 2006 Jan On 16 January, renovated Trading Hall opened for trading.
- Apr On 28 April, Mr Ronald Arculli was appointed the Chairman of HKEX.
- Jun On 5 June, HKSCC announced the expansion of the Investor Participant (IP) account service to Macau individual investor and companies.
- On 12 June, the first batch of seven Callable Bull/Bear Contracts (CBBCs) began trading on the SEHK.
- Jul On 3 July, HKEX introduced Bank of China Ltd Futures and Options.

- On 13 July, legislation was passed to establish Financial Reporting Council which will have the authority to investigate complains concerning standards of financial reporting and audits of listed companies.
- Oct On 27 October, Industrial and Commercial Bank of China (ICBC) was listed simultaneously in Hong Kong and Shanghai. It was the largest IPO by total funds raised (US\$19.1 billion) in world stock market history and the funds raised by H shares was also an all-time high.
- Dec On 1 December, the transaction levy in respect of any trading in securities, futures or options contracts was reduced by 20% from 0.005% of transaction value per side to 0.004%.
- 2007 Jan On 1 January, the Securities & Futures Commission's (SFC's) Guidelines for Sponsors and Compliance Advisers became effective, marking the launch of a new sponsor regulatory regime.
- Mar On 12 March, the first batch of 19 derivative warrants on the iShares FTSE/Xinhua A50 China tracker were listed on HKEX. This was the first time that derivative warrants were issued on Mainland A-share assets.
- Apr On 10 April, the SFC entered into a Memorandum of Understanding (MOU) with the China Banking Regulatory Commission (CBRC) for cooperation and information sharing with respect to Hong Kong licensed intermediaries who provide services to Mainland commercial banks conducting overseas wealth management business on behalf of their Mainland clients. This served as regulatory support for the Mainland Qualified Domestic Institutional Investors (QDII) business (banking side) in Hong Kong.
- Jun On 25 June, Phase 1 of the HKEX Electronic Disclosure Project commenced and lasted for 6 months. Under this Phase, it is optional for a Main Board-listed issuer to make a paid newspaper announcement as long as it publishes a notification in newspapers about the full announcement posted on its own website and the HKEX website. Those without their own websites must publish the full announcements in newspapers as well as on the HKEX website.
- Dec On 11 December, the Hong Kong Monetary Authority (HKMA) launched the electronic trading platform (ETP) for Exchange Fund Bills and Notes (EFBNs). The ETP provides greater flexibility to facilitate trading in EFBNs.
- On 25 December, Phase 2 of the HKEX Electronic Disclosure Project commenced. Under Phase 2, Main Board issuers publishing announcements on their own websites are no longer required to publish notifications in newspapers. After 6 months, all issuers must have their own websites on which they must publish their announcements.
- 2008 Feb On 4 February, the HKEXnews.com.hk website was launched. HKEXnews is a dedicated website which mainly disseminates issuer information generated directly by the listed issuers and/or their major shareholders and directors as well as regulatory information generated by HKEX about listed companies.
- Mar On 31 March, HKEX launched the Mini-Hang Seng China Enterprises Index (Mini H-shares Index) futures.

- Apr On 7 April, HKEX introduced 5-digit stock codes in its securities market.
- May On 26 May, the closing auction session for HKEX's securities market commenced. The closing prices of securities are determined by an auction mechanism similar to that already in place in the pre-opening session. The trading hours of the securities market on a normal trading day as well as a half-day trading day are extended by 10 minutes.
- Jul On 1 July, the revised Listing Rules of the Growth Enterprise Market (GEM) and the Main Board of HKEX relating to the development of GEM became effective. GEM was re-positioned as a second board and a stepping stone towards the Main Board. To encourage listing transfers from GEM to the Main Board, the transfer process was streamlined and the initial listing fees for such transfers were halved.
- On 31 July, the first gold Exchange Traded Fund (ETF) commenced trading on the Main Board of HKEX.
- Oct On 20 October, HKEX reintroduced trading in gold futures on its Hong Kong Futures Exchange (HKFE) which had formerly listed the product in the 1990s.
- 2009 Mar On 23 March, in light of the price volatility during the Closing Auction Session (CAS) since its introduction on 26 May 2008, the CAS in the securities market was suspended to maintain public confidence in the orderliness, fairness and transparency of the market.
- Apr On 1 April, the Listing Rules amendments on the revised blackout period for share trading by listed company directors came into effect. The blackout period before the announcement of annual results was extended to 60 days instead of the originally proposed 4 months. The blackout period before interim results announcement was not extended.
- Nov On 18 November, the first 4 A-share industry sector ETFs in Hong Kong were listed on the SEHK.
- Dec On 18 December, HKEX published the consultation conclusions on accelerating rights issues and open offers. The minimum notice period for book closure for rights issues would be reduced to six business days and that for open offers would remain unchanged.
- On 29 December, HKEX published its consultation conclusions on CER Futures in which HKEX considers that there is no imminent need for a CER futures market in Hong Kong.
- 2010 Apr On 26 April, Hong Kong Securities Clearing Co Ltd (HKSCC) admitted over-the-counter (OTC) structured products authorised by the SFC into the Central Clearing and Settlement System (CCASS) of HKEX's securities market, thereby broadening asset classes in its eligible securities.
- Jun On 3 June, new Listing Rules for mineral companies came into effect to ensure the provision of material, relevant and reliable information about these companies to investors, and to align with global standards.

- Jul On 19 July, the People's Bank of China (PBOC) and the HKMA signed a supplementary Memorandum of Co-operation on the expansion of the RMB trade settlement scheme. On the same day, the PBOC and Bank of China (Hong Kong) Ltd (the RMB clearing bank in Hong Kong) signed a revised settlement agreement which allows any corporation, including financial institutions, in Hong Kong to open RMB bank accounts. These agreements are major steps towards the launch of RMB investment products in Hong Kong.
- Oct On 1 October, a 25% reduction in the SFC's levy payable in respect of trading in securities, futures and options contracts took effect.
- On 22 October, Asian Development Bank's (ADB) RMB1.2 billion 10-year bond was listed as a selectively marketed security on the SEHK. It was the first RMB-denominated bond listed and traded in RMB on the SEHK.
- On 29 October, AIA Group Ltd was listed on the SEHK. Its IPO, raising HK\$159.1 billion, was the largest in Hong Kong's market history and the third largest in the world. On the same day, options on AIA were introduced for trading in the stock options market.
- Dec On 8 December, the Hong Kong depositary receipts (HDRs) of Vale S.A., a Brazilian mining company, was listed on the SEHK as the first HDR listed in Hong Kong.
- On 15 December, amendments to the Listing Rules came into effect for HKEX to adopt a framework for accepting Mainland accounting and auditing standards and Mainland audit firms for Mainland-incorporated companies listed in Hong Kong. The framework also provides reciprocally for the use of Hong Kong financial reporting standards and Hong Kong audit firms by Hong Kong companies listed in the Mainland.
- 2011 Mar On 7 March, HKEX extended the trading hours of the securities market by one hour, with the lunch break shortened to 1.5 hours. The trading hours of the derivatives market were also adjusted accordingly.
- Apr On 29 April, Hui Xian Real Estate Investment Trust (REIT) was listed as the first Renminbi (RMB)-denominated fund product on the Stock Exchange of Hong Kong (SEHK) and the first RMB initial public offering (IPO) outside Mainland China.
- May On 13 May, the Securities and Futures and Companies Legislation (Structured Products Amendment) Ordinance 2011 took effect to transfer the regulation of public offers of structured products in the form of shares or debentures from the prospectus regime of the Companies Ordinance to the regime under the Securities and Futures Ordinance (SFO)..
- Jun On 1 June, the new regulatory regime governing credit rating agencies (CRAs) operating in Hong Kong took effect, requiring CRAs and their rating analysts to obtain license from the SFC
- On 20 June, Listing Rules amendments took effect to prevent shares from trading ex-entitlement before shareholder approval.
- On 25 June, a new regulatory regime took effect to strengthen the disclosure of information to investors in the offering of SFC-authorized funds and investment-linked assurance schemes marketed in Hong Kong...

- Jul On 25 July, HKEX implemented the T+2 Finality arrangement for securities market money settlement in the Central Clearing and Settlement System (CCASS) to reduce the overnight credit risks faced by Hong Kong Securities Clearing Co Ltd (HKSCC) and its participants.
- On 29 July, iBonds (inflation-linked retail bonds) issued by the Hong Kong Government of HK\$10 billion were listed on the SEHK.
- Aug On 17 August, Vice Premier Li Ke-qiang announced a series of policies to promote economic cooperation between the Mainland and Hong Kong and the internationalisation of RMB. These included: (i) introducing Mainland exchange-traded funds (ETFs) on Hong Kong stocks; (ii) developing channels to facilitate the cycling of RMB between Hong Kong and the Mainland; and (iii) the RMB Qualified Foreign Institutional Investor (RQFII) scheme.
- Oct On 24 October, HKEX's RMB Equity Trading Support Facility (TSF) system was operationally ready as a back-up facility to prepare for the future trading of RMB stocks on the SEHK.
- On 31 October, amendments to Code of Conduct for Persons Licensed by or Registered with the SFC took effect to expand the scope of conflict of interest requirements governing analysts responsible for investment research.
- Nov On 11 November, amendments to the Listing Rules took effect to facilitate the listing of debt issues that are for professional investors only.
- On 29 November, HKT Trust was listed on the SEHK (in the form of stapled securities with the company, HKT Ltd) as the first listed business trust in Hong Kong.
- Dec On 13 December, the RQFII scheme was formalised as the Mainland Government and the Hong Kong Government signed Supplement VIII to the Mainland and Hong Kong Closer Economic Partnership Arrangement (CEPA8).
- On 16 December, the Securities and Futures (Professional Investor) (Amendment) Rules 2011 took effect to allow the use of alternative appropriate methods for qualifying an investor as a high-net-worth professional investor..
- 2012 Feb On 20 February, HKEX launched the HSI Volatility Index (VHSI) futures.
- Mar On 5 March, HKEX further extended the trading hours of the securities market by 30 minutes, with the lunch break shortened to one hour (12:00-13:00). The trading hours of the derivatives market were adjusted accordingly.
- On 30 March, HKEX and four other founding members of the BRICS Exchange Alliance – BM&FBOVESPSA, MICEX-RTS, BSE Ltd and Johannesburg Stock Exchange (JSE) – began cross-listing of benchmark equity index derivatives on each other's trading platforms.
- Jun On 18 June, after market consultation, the Securities and Futures (Short Position Reporting) Rules took effect. The SFC began to publish on a weekly basis the aggregated short positions of specified shares on 7 September.

- Jul On 17 July, the ChinaAMC CSI 300 Index ETF was listed as the first RQFII A-share ETF on the SEHK, the first physical ETF outside Mainland China and the first A-share ETF outside Mainland China to trade in RMB.
- Aug From 1 August, the HKMA allowed banks in Hong Kong to open RMB accounts for non-Hong Kong residents and offer them a full range of RMB services to further promote the development of offshore RMB businesses in Hong Kong.
- On 6 August, HKEX extended the coverage of its RMB Equity Trading Support Facility (TSF) beyond RMB-traded shares to equity-related ETFs and real estate investment trusts (REITs) traded in RMB.
- Sep On 17 September, HKEX launched RMB currency futures, the first exchange-traded deliverable RMB futures in the world.
- Oct On 12 October, the Harvest MSCI China A Index ETF was listed as the first dual-counter (DC) security on the SEHK, tradable both in RMB and in Hong Kong dollar.
- On 22 October, the E Fund HSCEI ETF and ChinaAMC HSI ETF were listed on the Shanghai Stock Exchange (SHSE) and Shenzhen Stock Exchange (SZSE) respectively as the first cross-border (Mainland China and Hong Kong) ETFs in the Mainland market.
- On 29 October, the RMB-traded shares of Hopewell Highway Infrastructure Ltd were listed on the SEHK by way of placing – the first RMB-traded equity security outside Mainland China.
- On 30 October, China Exchanges Services Company Ltd (CESC), a joint venture (JV) formed by HKEX, SHSE and SZSE for the development of financial products and related services, officially commenced operations. It was formed pursuant to a JV agreement signed in June in the year.
- Nov On 5 November, HKEX implemented risk management reform measures for its clearing houses. The measures include: (1) introducing a standard margin system and a Dynamic Guarantee Fund (DGF) at Hong Kong Securities Clearing Co Ltd (HKSCC); and (2) revising certain assumptions in stress testing and collateral assumptions of the HKEX clearing houses.
- On 30 November, the SEHK published consultation conclusions on changes to the Listing Rules, effective 1 January 2013, to complement the introduction of a statutory obligation for listed companies to disclose inside information.
- Dec On 6 December, HKEX completed its acquisition of the entire issued share capital of LME Holdings Ltd (LMEH) after obtaining approval from LMEH shareholders in July and lately from the UK Financial Services Authority (FSA).
- On 19 December, the H shares of China International Marine Containers (Group) Ltd were listed on the SEHK as the first case in which Mainland-listed B shares are converted into H shares to list in Hong Kong.
- 2013 Apr On 8 April, HKEX launched After-Hours Futures Trading (AHFT, from 5:00 pm to 11:00 pm) for the HSI and the H-shares Index futures.

- Aug On 12 August, HKEX launched CES China 120 Index futures, the world's first exchange-listed derivatives product to provide exposure to leading China stocks from the Mainland and Hong Kong markets through a single exchange-traded futures contract.
- Nov On 25 November, OTC Clearing Hong Kong Ltd (OTC Clear) completed its soft launch.
- On 25 November, RMB10 billion of sovereign bonds issued by the Ministry of Finance (MOF) were listed on the SEHK, and for the first time the MOF has used the SEHK's facilities for a public offering of its bonds.
- Dec On 27 December, HKEX announced that Hong Kong Securities Clearing Co Ltd (HKSCC) had admitted China Securities Depository and Clearing Corporation Ltd (ChinaClear) as a Clearing Agency Participant to the Central Clearing and Settlement System (CCASS).
- 2014 Jan On 6 January, HKEX launched after-hours trading of Mini Hang Seng Index (Mini HSI) futures and Mini H-shares Index (Mini HHI) futures and extended the Block Trading Facility (BTF) from day session to After-Hours Futures Trading (AHFT) session.
- Mar On 3 March, amendments to the SEHK Listing Rules on calculation of annual listing fees for Hong Kong-incorporated issuers came into effect. The amendments were made to align the Listing Rules following the abolition of the concept of nominal (par) value under the new Companies Ordinance.
- On 3 March, HKEX rolled out the Mainland Market Data Hub (MMDH) in Shanghai.
- Apr On 10 April, the China Securities Regulatory Commission (CSRC) and the Hong Kong SFC announced their approval in principle the development of Shanghai-Hong Kong Stock Connect, a pilot programme for establishing mutual stock market access (subject to investment quota) between Shanghai and Hong Kong.
- Jun On 17 June, RHB Asset Management (a Malaysian fund company) launched the RHB-OSK Islamic Regional Balanced Fund, the first actively managed Islamic fund in Hong Kong.
- Sep On 19 September, the first Islamic bond (sukuk) of the Hong Kong Government, which had an issuance size of US\$1 billion (HK\$7.8 billion) and a tenor of five years, was listed on the SEHK.
- Nov On 3 November, the close of AHFT of stock index futures and RMB currency futures has been extended from 11:00 pm to 11:45 pm. The close of the AHFT clearing session was accordingly extended from 11:45 pm to 12:30 am.
- On 17 November, Shanghai-Hong Kong Stock Connect was formally launched.
- On 17 November, the HKMA lifted the currency conversion limits on RMB for transactions conducted by AIs with Hong Kong residents, including the conversion limit of RMB20,000 per person per day.
- Dec On 1 December, HKEX launched London Aluminium Mini Futures (LRA), London Zinc Mini Futures (LRZ) and London Copper Mini Futures (LRC), its first Asia Commodity contracts.

On 1 December, HKEX launched the New Securities Trading Device (NSTD), a vendor-developed front-end trading device, to replace the legacy AMS Terminals and Multi-Workstation System (MWS).

2015 Feb On 13 February, the stamp duty waiver for all exchange traded funds (ETFs) listed in Hong Kong took effect.

Mar On 2 March, HKEX launched short-selling of eligible Shanghai-listed A shares under Shanghai-Hong Kong Stock Connect.

On 30 March, HKEX rolled out a significant enhancement to its Central Clearing and Settlement System (CCASS) to facilitate trading of A shares through Shanghai-Hong Kong Stock Connect. Investors can now open Special Segregated Accounts (SPSAs) in CCASS via its Custodian Participants or its General Clearing Participants (GCPs) which are not Exchange Participants (EPs). In addition, the pre-trade checking mechanism based on the SPSA Model became effective on 20 April 2015.

May On 15 May, CSOP SZSE ChiNext ETF was listed on the SEHK as the first exchange traded fund (ETF) in Hong Kong which tracks stocks listed on ChiNext of the Shenzhen Stock Exchange (SZSE). This ETF is a dual-counter stock available for trading in both HK dollar and renminbi (RMB).

Jul On 1 July, the scheme of Mainland-Hong Kong Mutual Recognition of Funds was officially launched.

Dec On 14 December, HKEX introduced London Nickel Mini Futures, London Tin Mini Futures and London Lead Mini Futures contracts for trading in its derivatives market.

On 18 December, the SFC granted authorisation for the first batch of four Mainland funds under the Mainland-Hong Kong Mutual Recognition of Funds (MRF) initiative for public offering in Hong Kong. At the same time, the CSRC approved the first batch of three Hong Kong funds for public offering on the Mainland market under MRF.

List of listed companies on Main Board

End of 2015

Code	Company name	Incorporation	Listing date
01127	1010 Printing Group Ltd.	Bermuda	2011/07/25
01361	361 Degrees International Ltd.	Cayman Islands	2009/06/30
01530	3SBio Inc.	Cayman Islands	2015/06/11
00800	A8 New Media Group Ltd.	Cayman Islands	2008/06/12
02018	AAC Technologies Holdings Inc.	Cayman Islands	2005/08/09
02686	AAG Energy Holdings Ltd.	Cayman Islands	2015/06/23
03344	Addchance Holdings Ltd.	Cayman Islands	2005/10/05
02086	Advanced Card Systems Holdings Ltd.	Cayman Islands	2003/11/10
03355	Advanced Semiconductor Manufacturing Corporation Ltd. -H Shares	PRC	2006/04/07
00900	Aeon Credit Service (Asia) Co. Ltd.	Hong Kong	1995/09/14
00984	AEON Stores (Hong Kong) Co., Ltd.	Hong Kong	1994/02/04
03383	Agile Property Holdings Ltd.	Cayman Islands	2005/12/15
01288	Agricultural Bank of China Ltd. - H Shares	PRC	2010/07/16
01131	AgriTrade Resources Ltd.	Bermuda	1997/03/19
01299	AIA Group Ltd.	Hong Kong	2010/10/29
00753	Air China Ltd. - H Shares	PRC	2004/12/15
00538	Ajisen (China) Holdings Ltd.	Cayman Islands	2007/03/30
01639	AKM Industrial Co. Ltd.	Hong Kong	2004/08/18
00328	Alco Holdings Ltd.	Bermuda	1992/11/27
00241	Alibaba Health Information Technology Ltd.	Bermuda	1972/07/06
01060	Alibaba Pictures Group Ltd.	Bermuda	1994/05/12
00684	Allan International Holdings Ltd.	Bermuda	1992/11/10
01312	Allied Cement Holdings Ltd.	Cayman Islands	2012/01/18
00373	Allied Group Ltd.	Hong Kong	1973/01/12
00056	Allied Properties (HK) Ltd.	Hong Kong	n.a.
00833	Alltronics Holdings Ltd.	Cayman Islands	2005/07/15
02600	Aluminum Corporation of China Ltd. - H Shares	PRC	2001/12/12
00959	Amax International Holdings Ltd.	Bermuda	1997/10/03
00090	Amber Energy Ltd.	Cayman Islands	2009/07/10
00630	AMCO United Holding Ltd.	Bermuda	1996/11/28
00077	AMS Public Transport Holdings Ltd.	Cayman Islands	2004/04/15
02300	AMVIG Holdings Ltd.	Cayman Islands	2004/03/26
00347	Angang Steel Co. Ltd. - H Shares	PRC	1997/07/24
00914	Anhui Conch Cement Co. Ltd. - H Shares	PRC	1997/10/21
00995	Anhui Expressway Co. Ltd. - H Shares	PRC	1996/11/13
00839	Anhui Tianda Oil Pipe Co. Ltd. - H Shares	PRC	2007/12/24
02020	ANTA Sports Products Ltd.	Cayman Islands	2007/07/10
03337	Anton Oilfield Services Group	Cayman Islands	2007/12/14
00922	Anxian Yuan China Holdings Ltd.	Bermuda	1999/12/21
01149	Anxin-China Holdings Ltd.	Cayman Islands	2003/11/24
01104	APAC Resources Ltd.	Bermuda	1998/12/29
00519	Applied Development Holdings Ltd.	Bermuda	1986/03/24
01045	APT Satellite Holdings Ltd.	Bermuda	1996/12/18
00645	Ares Asia Ltd.	Bermuda	1993/12/22
00565	Art Textile Technology International Co. Ltd.	Cayman Islands	2003/09/10
03313	ArtGo Holdings Ltd.	Cayman Islands	2013/12/30
00789	Artini China Co. Ltd.	Bermuda	2008/05/16
01120	Arts Optical International Holdings Ltd.	Bermuda	1996/11/08
00841	Asia Cassava Resources Holdings Ltd.	Cayman Islands	2009/03/23
00743	Asia Cement (China) Holdings Corporation	Cayman Islands	2008/05/20
00835	Asia Coal Ltd.	Bermuda	1997/12/18
00104	Asia Commercial Holdings Ltd.	Bermuda	1987/07/29
00351	Asia Energy Logistics Group Ltd.	Hong Kong	1992/08/18
00662	Asia Financial Holdings Ltd.	Bermuda	1990/12/18
00214	Asia Orient Holdings Ltd.	Bermuda	1986/01/06
00899	Asia Resources Holdings Ltd.	Bermuda	1997/10/24
01135	Asia Satellite Telecommunications Holdings Ltd.	Bermuda	1996/06/19
00292	Asia Standard Hotel Group Ltd.	Bermuda	1988/09/22
00129	Asia Standard International Group Ltd.	Bermuda	1973/01/24
00679	Asia Tele-Net And Technology Corporation Ltd.	Bermuda	1991/01/31
00073	Asian Citrus Holdings Ltd.	Bermuda	2009/11/26
01993	Asiaray Media Group Ltd.	Cayman Islands	2015/01/15
00522	ASM Pacific Technology Ltd.	Cayman Islands	1989/01/03
01803	ASR Logistics Holdings Ltd.	Cayman Islands	2012/01/16
00105	Associated International Hotels Ltd.	Hong Kong	1985/10/24
00477	AUPU Group Holding Co. Ltd.	Cayman Islands	2006/12/08
01717	Ausnutria Dairy Corporation Ltd.	Cayman Islands	2009/10/08
06118	Austar Lifesciences Ltd.	Cayman Islands	2014/11/07
00720	Auto Italia Holdings Ltd.	Bermuda	1991/07/16
00771	Automated Systems Holdings Ltd.	Bermuda	1997/11/05
02080	AUX International Holdings Ltd.	Cayman Islands	2014/01/23
00595	AV Concept Holdings Ltd.	Cayman Islands	1996/04/24
00232	AVIC International Holding (HK) Ltd.	Bermuda	1991/12/12
00161	AVIC International Holdings Ltd. - H Shares	PRC	1997/09/29
00260	AVIC Joy Holdings (HK) Ltd.	Hong Kong	n.a.
02357	AviChina Industry & Technology Co. Ltd. - H Shares	PRC	2003/10/30
01397	Baguio Green Group Ltd.	Cayman Islands	2014/05/22
01958	BAIC Motor Corporation Ltd. - H Shares	PRC	2014/12/19
02100	BAIOO Family Interactive Ltd.	Cayman Islands	2014/04/10
00030	Ban Loong Holdings Ltd.	Bermuda	1991/10/09
03988	Bank of China Ltd. - H Shares	PRC	2006/06/01
01963	Bank of Chongqing Co., Ltd. - H Shares	PRC	2013/11/06
03328	Bank of Communications Co., Ltd. - H Shares	PRC	2005/06/23
00023	Bank of East Asia, Ltd., The	Hong Kong	n.a.
00416	Bank of Jinzhou Co., Ltd. - H Shares	PRC	2015/12/07
03866	Bank of Qingdao Co., Ltd. - H Shares	PRC	2015/12/03

List of listed companies on Main Board (continued)

End of 2015

Code	Company name	Incorporation	Listing date
06196	Bank of Zhengzhou Co., Ltd. – H Shares	PRC	2015/12/23
01121	Baofeng Modern International Holdings Co. Ltd.	Cayman Islands	2011/01/28
01293	Baoxin Auto Group Ltd.	Cayman Islands	2011/12/14
02355	Baoye Group Co. Ltd. – H Shares	PRC	2003/06/30
00483	Bauhaus International (Holdings) Ltd.	Cayman Islands	2005/05/12
01338	BaWang International (Group) Holding Ltd.	Cayman Islands	2009/07/03
01035	BBI Life Sciences Corporation	Cayman Islands	2014/12/30
02009	BBMG Corporation – H Shares	PRC	2009/07/29
00706	Beautiful China Holdings Co. Ltd.	Bermuda	1998/07/22
00694	Beijing Capital International Airport Co. Ltd. – H Shares	PRC	2000/02/01
01329	Beijing Capital Juda Ltd.	Cayman Islands	2012/04/02
02868	Beijing Capital Land Ltd. – H Shares	PRC	2003/06/19
01858	Beijing Chunlizhengda Medical Instruments Co., Ltd. – H Shs	PRC	2015/03/11
00154	Beijing Development (Hong Kong) Ltd.	Hong Kong	n.a.
06188	Beijing Digital Telecom Co., Ltd. – H Shares	PRC	2014/07/08
01250	Beijing Enterprises Clean Energy Group Ltd.	Cayman Islands	2013/07/05
00392	Beijing Enterprises Holdings Ltd.	Hong Kong	1997/05/29
02389	Beijing Enterprises Medical and Health Industry Group Ltd.	Cayman Islands	2002/04/26
00371	Beijing Enterprises Water Group Ltd.	Bermuda	1993/04/19
00187	Beijing Jingcheng Machinery Electric Co. Ltd. – H Shares	PRC	1993/08/06
00814	Beijing Jingkelong Co. Ltd. – H Shares	PRC	2008/02/26
00579	Beijing Jingneng Clean Energy Co., Ltd. – H Shares	PRC	2011/12/22
01000	Beijing Media Corporation Ltd. – H Shares	PRC	2004/12/22
00588	Beijing North Star Co. Ltd. – H Shares	PRC	1997/05/14
00925	Beijing Properties (Holdings) Ltd.	Bermuda	1998/01/15
01599	Beijing Urban Construction Design & Dev. Group Co., Ltd-H Sh	PRC	2014/07/08
02339	BeijingWest Industries International Ltd.	Cayman Islands	2003/10/10
00761	Bel Global Resources Holdings Ltd.	Bermuda	1997/03/07
01880	Belle International Holdings Ltd.	Cayman Islands	2007/05/23
02326	BEP International Holdings Ltd.	Bermuda	2003/03/03
02111	Best Pacific International Holdings Ltd.	Cayman Islands	2014/05/23
00718	Bestway International Holdings Ltd.	Bermuda	1995/10/02
00926	Besunyen Holdings Co. Ltd.	Cayman Islands	2010/09/29
02299	Billion Industrial Holdings Ltd.	Cayman Islands	2011/05/18
02886	Binhai Investment Co. Ltd.	Bermuda	2000/03/16
01112	Biostime International Holdings Ltd.	Cayman Islands	2010/12/17
02309	Birmingham International Holdings Ltd.	Cayman Islands	2002/11/12
00963	Bloomage BioTechnology Corporation Ltd.	Cayman Islands	2008/10/03
06828	Blue Sky Power Holdings Ltd.	Bermuda	2011/07/12
02388	BOC Hong Kong (Holdings) Ltd.	Hong Kong	2002/07/25
01685	Boer Power Holdings Ltd.	Cayman Islands	2010/10/20
01190	Bolina Holding Co., Ltd.	Cayman Islands	2012/07/13
00653	Bonjour Holdings Ltd.	Cayman Islands	2003/07/16
01698	Boshiwa International Holding Ltd.	Cayman Islands	2010/09/29
03998	Bosideng International Holdings Ltd.	Cayman Islands	2007/10/11
00592	Bossini International Holdings Ltd.	Bermuda	1993/11/02
00434	Boyaa Interactive International Ltd.	Cayman Islands	2013/11/12
01768	Bracell Ltd.	Bermuda	2010/12/08
00863	Branding China Group Ltd.	Cayman Islands	2012/04/27
01428	Bright Smart Securities & Commodities Group Ltd.	Cayman Islands	2010/08/25
00933	Brightoil Petroleum (Holdings) Ltd.	Bermuda	1995/11/16
01114	Brilliance China Automotive Holdings Ltd.	Bermuda	1999/10/22
01008	Brilliant Circle Holdings International Ltd.	Cayman Islands	2009/03/30
01253	Broad Greenstate International Co. Ltd.	Cayman Islands	2014/07/21
00159	Brockman Mining Ltd.	Bermuda	1985/07/05
00240	Build King Holdings Ltd.	Bermuda	n.a.
00024	Burwill Holdings Ltd.	Bermuda	1983/09/15
01211	BYD Co. Ltd. – H Shares	PRC	2002/07/31
00285	BYD Electronic (International) Co. Ltd.	Hong Kong	2007/12/20
01224	C C Land Holdings Ltd.	Bermuda	1999/04/30
01486	C Cheng Holdings Ltd.	Cayman Islands	2013/12/20
00043	C. P. Pokphand Co. Ltd.	Bermuda	1988/04/28
01028	C.banner International Holdings Ltd.	Bermuda	2011/09/23
00121	C.P. Lotus Corporation	Cayman Islands	1981/03/27
02112	CAA Resources Ltd.	Cayman Islands	2013/07/03
02030	Cabbeen Fashion Ltd.	Cayman Islands	2013/10/28
00341	Cafe de Coral Holdings Ltd.	Bermuda	1986/07/16
01381	Canvest Environmental Protection Group Co. Ltd.	Cayman Islands	2014/12/29
01075	Capinfo Co. Ltd. – H Shares	PRC	2001/12/21
03989	Capital Environment Holdings Ltd.	Cayman Islands	2006/07/13
00193	Capital Estate Ltd.	Hong Kong	1972/09/11
02324	Capital VC Ltd.	Cayman Islands	2003/10/27
00469	Capxon International Electronic Co. Ltd.	Cayman Islands	2007/05/07
00699	CAR Inc.	Cayman Islands	2014/09/19
00996	Carnival Group International Holdings Ltd.	Bermuda	1994/02/17
00837	Carpenter Tan Holdings Ltd.	Cayman Islands	2009/12/29
00126	Carrianna Group Holdings Co. Ltd.	Bermuda	1991/11/01
00643	Carry Wealth Holdings Ltd.	Bermuda	2000/03/13
02223	Casablanca Group Ltd.	Cayman Islands	2012/11/23
00510	CASH Financial Services Group Ltd.	Bermuda	2008/03/03
00293	Cathay Pacific Airways Ltd.	Hong Kong	1986/05/15
00138	CCT Fortis Holdings Ltd.	Bermuda	1991/11/11
00261	CCT Land Holdings Ltd.	Bermuda	1991/12/30
00759	CEC International Holdings Ltd.	Bermuda	1999/11/15
02228	CECEP COSTIN New Materials Group Ltd.	Cayman Islands	2010/06/21
01049	Celestial Asia Securities Holdings Ltd.	Bermuda	1994/04/27

List of listed companies on Main Board (continued)

End of 2015

Code	Company name	Incorporation	Listing date
00542	Generic (Holdings) Ltd.	Cayman Islands	1989/11/23
00832	Central China Real Estate Ltd.	Cayman Islands	2008/06/06
01375	Central China Securities Co., Ltd. – H Shares	PRC	2014/06/25
01155	Centron Telecom International Holding Ltd.	Cayman Islands	2007/07/05
00355	Century City International Holdings Ltd.	Bermuda	1981/09/07
00162	Century Ginwa Retail Holdings Ltd.	Bermuda	2000/10/23
00079	Century Legend (Holdings) Ltd.	Bermuda	1993/07/08
01450	Century Sage Scientific Holdings Ltd.	Cayman Islands	2014/07/07
00509	Century Sunshine Group Holdings Ltd.	Cayman Islands	2004/02/17
01164	CGN Mining Co. Ltd.	Cayman Islands	2003/08/04
01811	CGN New Energy Holdings Co., Ltd.	Bermuda	2014/10/03
01816	CGN Power Co., Ltd. – H Shares	PRC	2014/12/10
00092	Champion Technology Holdings Ltd.	Bermuda	1992/08/19
00264	Chanco International Group Ltd.	Cayman Islands	2003/03/12
01292	Changan Minsheng APLL Logistics Co., Ltd. – H Shares	PRC	2006/02/23
02229	Changgang Dunxin Enterprise Co. Ltd.	Cayman Islands	2014/06/26
00954	Changmao Biochemical Engineering Co. Ltd. – H Shares	PRC	2002/06/28
01006	Changshouhua Food Co. Ltd.	Cayman Islands	2009/12/18
01588	Chanjet Information Technology Co. Ltd. – H Shares	PRC	2014/06/26
00682	Chaoda Modern Agriculture (Holdings) Ltd.	Cayman Islands	2000/12/15
00951	Chaowei Power Holdings Ltd.	Cayman Islands	2010/07/07
00147	Chaoyue Group Ltd.	Bermuda	1988/06/06
00057	Chen Hsong Holdings Ltd.	Bermuda	1991/10/22
02286	Chen Xing Development Holdings Ltd.	Cayman Islands	2015/07/03
01202	Chengdu PUTIAN Telecommunications Cable Co. Ltd. – H Shares	PRC	1994/12/13
00131	Cheuk Nang (Holdings) Ltd.	Hong Kong	n.a.
01038	Cheung Kong Infrastructure Holdings Ltd.	Bermuda	1996/07/17
01113	Cheung Kong Property Holdings Ltd.	Cayman Islands	2015/06/03
00009	Cheung Wo International Holdings Ltd.	Bermuda	2001/09/12
00025	Chevalier International Holdings Ltd.	Bermuda	1984/12/05
03839	Chia Tai Enterprises International Ltd.	Bermuda	2015/07/03
00449	Chigo Holding Ltd.	Cayman Islands	2009/07/13
00976	Chiho-Tiande Group Ltd.	Cayman Islands	2010/07/12
00031	China Aerospace International Holdings Ltd.	Hong Kong	1981/08/25
00606	China Agri-Industries Holdings Ltd.	Hong Kong	2007/03/21
00149	China Agri-Products Exchange Ltd.	Bermuda	1973/03/12
01069	China Agroforestry Low-Carbon Holdings Ltd.	Cayman Islands	2009/10/08
01073	China Agrotech Holdings Ltd.	Cayman Islands	2002/01/14
01848	China Aircraft Leasing Group Holdings Ltd.	Cayman Islands	2014/07/11
00633	China All Access (Holdings) Ltd.	Cayman Islands	2009/09/16
06898	China Aluminum Cans Holdings Ltd.	Cayman Islands	2013/07/12
02068	China Aluminum International Engineering Corp. Ltd.-H shares	PRC	2012/07/06
00940	China Animal Healthcare Ltd.	Bermuda	2010/12/21
01566	China Animation Characters Co. Ltd.	Cayman Islands	2015/03/12
03883	China Aoyuan Property Group Ltd.	Cayman Islands	2007/10/09
00170	China Assets (Holdings) Ltd.	Hong Kong	1992/04/15
00569	China Automation Group Ltd.	Cayman Islands	2007/07/12
00048	China Automotive Interior Decoration Holdings Ltd.	Cayman Islands	2010/09/29
00039	China Beidahuang Industry Group Holdings Ltd.	Cayman Islands	2001/01/16
00370	China Best Group Holding Ltd.	Bermuda	1996/03/26
00274	China Billion Resources Ltd.	Cayman Islands	2000/12/18
03983	China BlueChemical Ltd. – H Shares	PRC	2006/09/29
00217	China Chengtong Development Group Ltd.	Hong Kong	n.a.
01259	China Child Care Corporation Ltd.	Cayman Islands	2011/07/15
02371	China Chuanglian Education Group Ltd.	Cayman Islands	2004/11/18
01359	China Cinda Asset Management Co., Ltd. – H Shares	PRC	2013/12/12
00998	China CITIC Bank Corporation Ltd. – H Shares	PRC	2007/04/27
02349	China City Infrastructure Group Ltd.	Cayman Islands	2003/06/25
01522	China City Railway Transportation Technology Hldgs Co. Ltd.	Cayman Islands	2012/05/16
01898	China Coal Energy Co. Ltd. – H Shares	PRC	2006/12/19
01800	China Communications Construction Co. Ltd. – H Shares	PRC	2006/12/15
00552	China Communications Services Corporation Ltd. – H Shares	PRC	2006/12/08
00586	China Conch Venture Holdings Ltd.	Cayman Islands	2013/12/19
00939	China Construction Bank Corporation – H Shares	PRC	2005/10/27
01919	China COSCO Holdings Co. Ltd. – H Shares	PRC	2005/06/30
01678	China Creative Home Group Ltd.	Cayman Islands	2013/12/20
00904	China Culiangwang Beverages Holdings Ltd.	Bermuda	2004/01/13
01798	China Datang Corporation Renewable Power Co., Ltd. -H Shares	PRC	2010/12/17
00661	China Daye Non-Ferrous Metals Mining Ltd.	Bermuda	1990/11/21
01062	China Development Bank International Investment Ltd.	Cayman Islands	1994/05/10
03818	China Dongxiang (Group) Co., Ltd.	Cayman Islands	2007/10/10
00871	China Dredging Environment Protection Holdings Ltd.	Cayman Islands	2011/06/20
00476	China Dynamics (Holdings) Ltd.	Bermuda	1996/05/24
00670	China Eastern Airlines Corporation Ltd. – H Shares	PRC	1997/02/05
00085	China Electronics Corporation Holdings Co. Ltd.	Bermuda	1997/07/25
01185	China Energene International (Holdings) Ltd.	Cayman Islands	1997/08/11
00228	China Energy Development Holdings Ltd.	Cayman Islands	2002/02/18
03996	China Energy Engineering Corporation Ltd. – H Shares	PRC	2015/12/10
00986	China Environmental Energy Investment Ltd.	Bermuda	1994/02/02
01130	China Environmental Resources Group Ltd.	Cayman Islands	1997/06/03
00646	China Environmental Technology Holdings Ltd.	Cayman Islands	2002/03/28
06818	China Everbright Bank Co. Ltd. – H Shares	PRC	2013/12/20
00257	China Everbright International Ltd.	Hong Kong	n.a.
00165	China Everbright Ltd.	Hong Kong	1973/02/26
03777	China Fiber Optic Network System Group Ltd.	Cayman Islands	2011/07/14
00875	China Finance Investment Holdings Ltd.	Bermuda	1998/07/03

List of listed companies on Main Board (continued)

End of 2015

Code	Company name	Incorporation	Listing date
00721	China Financial International Investments Ltd.	Bermuda	2001/06/08
02312	China Financial Leasing Group Ltd.	Cayman Islands	2002/10/28
00605	China Financial Services Holdings Ltd.	Hong Kong	1993/04/07
00445	China Fire Safety Enterprise Group Ltd.	Cayman Islands	2002/09/30
01269	China First Capital Group Ltd.	Cayman Islands	2011/11/23
02121	China First Chemical Holdings Ltd.	Cayman Islands	2011/12/09
03318	China Flavors and Fragrances Co. Ltd.	Cayman Islands	2005/12/09
00506	China Foods Ltd.	Bermuda	1988/10/07
00572	China For You Group Co. Ltd.	Cayman Islands	2003/07/02
02399	China Fordoo Holdings Ltd.	Cayman Islands	2014/07/16
00930	China Forestry Holdings Co., Ltd.	Cayman Islands	2009/12/03
00290	China Fortune Financial Group Ltd.	Cayman Islands	2001/05/03
00110	China Fortune Holdings Ltd.	Bermuda	2004/01/26
06881	China Galaxy Securities Co., Ltd. – H Shares	PRC	2013/05/22
00384	China Gas Holdings Ltd.	Bermuda	1995/10/20
03300	China Glass Holdings Ltd.	Bermuda	2005/06/23
02099	China Gold International Resources Corp. Ltd.	Canada	2010/12/01
01282	China Goldjoy Group Ltd.	Cayman Islands	2010/12/15
00512	China Grand Pharmaceutical and Healthcare Holdings Ltd.	Bermuda	1995/12/19
06183	China Greenfresh Group Co., Ltd.	Cayman Islands	2015/06/18
01365	China Greenland Rundong Auto Group Ltd.	Cayman Islands	2014/08/12
00359	China Haisheng Juice Holdings Co., Ltd.	Cayman Islands	2005/11/04
03788	China Hanking Holdings Ltd.	Cayman Islands	2011/09/30
03836	China Harmony New Energy Auto Holding Ltd.	Cayman Islands	2013/06/13
00673	China HealthCare Holdings Ltd.	Bermuda	1996/10/14
01197	China Hengshi Foundation Co. Ltd.	Cayman Islands	2015/12/21
00591	China High Precision Automation Group Ltd.	Cayman Islands	2009/11/13
00658	China High Speed Transmission Equipment Group Co., Ltd.	Cayman Islands	2007/07/04
01378	China Hongqiao Group Ltd.	Cayman Islands	2011/03/24
00692	China Household Holdings Ltd.	Bermuda	2000/01/19
02799	China Huarong Asset Management Co., Ltd. – H Shares	PRC	2015/10/30
01101	China Huarong Energy Co. Ltd.	Cayman Islands	2010/11/19
01290	China Huirong Financial Holdings Ltd.	Cayman Islands	2013/10/28
06863	China Huishan Dairy Holdings Co. Ltd.	Cayman Islands	2013/09/27
01886	China Huiyuan Juice Group Ltd.	Cayman Islands	2007/02/23
00600	China Infrastructure Investment Ltd.	Cayman Islands	1993/10/05
01217	China Innovation Investment Ltd.	Cayman Islands	2002/08/28
00412	China Innovative Finance Group Ltd.	Bermuda	1992/04/15
03908	China International Capital Corporation Ltd. – H Shares	PRC	2015/11/09
00810	China Internet Investment Finance Holdings Ltd.	Bermuda	2002/02/28
02039	China Int'l Marine Containers (Group) Co., Ltd. – H Shares	PRC	2012/12/19
01226	China Investment and Finance Group Ltd.	Cayman Islands	2002/09/19
00204	China Investment Development Ltd.	Bermuda	2000/12/12
00612	China Investment Fund Co. Ltd.	Cayman Islands	2002/01/02
00132	China Investments Holdings Ltd.	Bermuda	1973/05/18
01900	China ITS (Holdings) Co., Ltd.	Cayman Islands	2010/07/15
01027	China Jicheng Holdings Ltd.	Cayman Islands	2015/02/13
00817	China Jinmao Holdings Group Ltd.	Hong Kong	2007/08/17
00419	China Jiuhao Health Industry Corporation Ltd.	Cayman Islands	1987/07/08
00834	China Kangda Food Co. Ltd.	Bermuda	2008/12/22
01380	China Kingstone Mining Holdings Ltd.	Cayman Islands	2011/03/18
02128	China Lesso Group Holdings Ltd.	Cayman Islands	2010/06/23
02628	China Life Insurance Co. Ltd. – H Shares	PRC	2003/12/18
01234	China Lilang Ltd.	Cayman Islands	2009/09/25
00931	China LNG Group Ltd.	Cayman Islands	2001/10/24
01863	China Longevity Group Co. Ltd.	Cayman Islands	2010/04/29
00916	China Longyuan Power Group Corporation Ltd. – H Shares	PRC	2009/12/10
01371	China LotSynergy Holdings Ltd.	Bermuda	2001/10/26
02023	China Ludao Technology Co. Ltd.	Cayman Islands	2013/10/11
00067	China Lumena New Materials Corp.	Cayman Islands	2009/06/16
01829	China Machinery Engineering Corporation – H Shares	PRC	2012/12/21
01317	China Maple Leaf Educational Systems Ltd.	Cayman Islands	2014/11/28
00867	China Medical System Holdings Ltd.	Cayman Islands	2010/09/28
01268	China MeiDong Auto Holdings Ltd.	Cayman Islands	2013/12/05
02319	China Mengniu Dairy Co. Ltd.	Cayman Islands	2004/06/10
03968	China Merchants Bank Co., Ltd. – H Shares	PRC	2006/09/22
00133	China Merchants China Direct Investments Ltd.	Hong Kong	1993/07/22
00144	China Merchants Holdings (International) Co. Ltd.	Hong Kong	1992/07/15
00978	China Merchants Land Ltd.	Cayman Islands	1997/10/16
00319	China Metal International Holdings Inc.	Cayman Islands	2004/12/31
00773	China Metal Recycling (Holdings) Ltd.	Cayman Islands	2009/06/22
01636	China Metal Resources Utilization Ltd.	Cayman Islands	2014/02/21
00340	China Mining Resources Group Ltd.	Bermuda	1997/03/26
01988	China Minsheng Banking Corp., Ltd. – H Shares	PRC	2009/11/26
00726	China Minsheng Drawin Technology Group Ltd.	Bermuda	1991/07/25
00245	China Minsheng Financial Holding Corporation Ltd.	Hong Kong	1972/08/25
00941	China Mobile Ltd.	Hong Kong	1997/10/23
01117	China Modern Dairy Holdings Ltd.	Cayman Islands	2010/11/26
03993	China Molybdenum Co., Ltd. – H Shares	PRC	2007/04/26
00026	China Motor Bus Co., Ltd.	Hong Kong	n.a.
03323	China National Building Material Co. Ltd. – H Shares	PRC	2006/03/23
00745	China National Culture Group Ltd.	Cayman Islands	2004/10/13
01893	China National Materials Co. Ltd. – H Shares	PRC	2007/12/20
01321	China New City Commercial Development Ltd.	Cayman Islands	2014/07/10
00080	China New Economy Fund Ltd.	Cayman Islands	2011/01/06
01041	China New Energy Power Group Ltd.	Bermuda	1996/12/27

List of listed companies on Main Board (continued)

End of 2015

Code	Company name	Incorporation	Listing date
01278	China New Town Development Co. Ltd.	British Virgin Islands	2010/10/22
02889	China Nickel Resources Holdings Co. Ltd.	Cayman Islands	2005/05/19
01258	China Nonferrous Mining Corporation Ltd.	Hong Kong	2012/06/29
01011	China NT Pharma Group Co. Ltd.	Cayman Islands	2011/04/20
00611	China Nuclear Energy Technology Corporation Ltd.	Bermuda	1993/02/12
00651	China Ocean Shipbuilding Industry Group Ltd.	Bermuda	1998/07/23
00715	China Oceanwide Holdings Ltd.	Bermuda	1991/07/05
00603	China Oil And Gas Group Ltd.	Bermuda	1993/05/28
02883	China Oilfield Services Ltd. – H Shares	PRC	2002/11/20
01332	China Optoelectronics Holding Group Co., Ltd.	Bermuda	2012/07/12
00581	China Oriental Group Co. Ltd.	Bermuda	2004/03/02
01146	China Outfitters Holdings Ltd.	Cayman Islands	2011/12/09
00081	China Overseas Grand Oceans Group Ltd.	Hong Kong	1984/04/26
00688	China Overseas Land & Investment Ltd.	Hong Kong	1992/08/20
02669	China Overseas Property Holdings Ltd.	Cayman Islands	2015/10/23
02601	China Pacific Insurance (Group) Co., Ltd. – H Shares	PRC	2009/12/23
01439	China Packaging Holdings Development Ltd.	Cayman Islands	2014/01/13
01532	China Partytime Culture Holdings Ltd.	Cayman Islands	2015/10/16
00386	China Petroleum & Chemical Corporation – H Shares	PRC	2000/10/19
01345	China Pioneer Pharma Holdings Ltd.	Cayman Islands	2013/11/05
02133	China Polymetallic Mining Ltd.	Cayman Islands	2011/12/14
02380	China Power International Development Ltd.	Hong Kong	2004/10/15
00735	China Power New Energy Development Co. Ltd.	Bermuda	1999/11/04
01194	China Precious Metal Resources Holdings Co., Ltd.	Cayman Islands	2004/10/12
01838	China Properties Group Ltd.	Cayman Islands	2007/02/23
00736	China Properties Investment Holdings Ltd.	Bermuda	1992/09/30
01094	China Public Procurement Ltd.	Bermuda	2002/07/03
01699	China Putian Food Holding Ltd.	Cayman Islands	2012/07/13
00866	China Qinfa Group Ltd.	Cayman Islands	2009/07/03
01186	China Railway Construction Corporation Ltd. – H Shares	PRC	2008/03/13
00390	China Railway Group Ltd. – H Shares	PRC	2007/12/07
03969	China Railway Signal & Communication Corporation Ltd. – H Shares	PRC	2015/08/07
00769	China Rare Earth Holdings Ltd.	Cayman Islands	1999/10/15
01508	China Reinsurance (Group) Corporation – H Shares	PRC	2015/10/26
00987	China Renewable Energy Investment Ltd.	Cayman Islands	1994/01/27
00269	China Resources and Transportation Group Ltd.	Cayman Islands	1973/03/19
00291	China Resources Beer (Holdings) Co. Ltd.	Hong Kong	n.a.
01313	China Resources Cement Holdings Ltd.	Cayman Islands	2009/10/06
01193	China Resources Gas Group Ltd.	Bermuda	1994/11/07
01109	China Resources Land Ltd.	Cayman Islands	1996/11/08
00836	China Resources Power Holdings Co. Ltd.	Hong Kong	2003/11/12
00527	China Ruifeng Renewable Energy Holdings Ltd.	Cayman Islands	2006/06/09
00153	China Saite Group Co. Ltd.	Cayman Islands	2013/11/01
00910	China Sandi Holdings Ltd.	Bermuda	1998/12/01
02198	China Sanjiang Fine Chemicals Co. Ltd.	Cayman Islands	2010/09/16
01966	China SCE Property Holdings Ltd.	Cayman Islands	2010/02/05
00691	China Shanshui Cement Group Ltd.	Cayman Islands	2008/07/04
01432	China Shengmu Organic Milk Ltd.	Cayman Islands	2014/07/15
01088	China Shenhua Energy Co. Ltd. – H Shares	PRC	2005/06/15
02877	China Shineway Pharmaceutical Group Ltd.	Cayman Islands	2004/12/02
02866	China Shipping Container Lines Co. Ltd. – H Shares	PRC	2004/06/16
01138	China Shipping Development Co. Ltd. – H Shares	PRC	1994/11/11
00974	China Shun Ke Long Holdings Ltd.	Cayman Islands	2015/09/10
00815	China Silver Group Ltd.	Cayman Islands	2012/12/28
00750	China Singyes Solar Technologies Holdings Ltd.	Bermuda	2009/01/13
01004	China Smarter Energy Group Holdings Ltd.	Bermuda	1997/10/09
00139	China Soft Power Technology Holdings Ltd.	Bermuda	1994/03/15
00155	China Solar Energy Holdings Ltd.	Bermuda	1988/09/05
01668	China South City Holdings Ltd.	Hong Kong	2009/09/30
01055	China Southern Airlines Co. Ltd. – H Shares	PRC	1997/07/31
00326	China Star Entertainment Ltd.	Bermuda	1992/11/12
03838	China Starch Holdings Ltd.	Cayman Islands	2007/09/27
03311	China State Construction International Holdings Ltd.	Cayman Islands	2005/07/08
00235	China Strategic Holdings Ltd.	Hong Kong	1972/12/04
03623	China Success Finance Group Holdings Ltd.	Cayman Islands	2013/11/13
02002	China Sunshine Paper Holdings Co. Ltd.	Cayman Islands	2007/12/12
00956	China Suntien Green Energy Corporation Ltd. – H Shares	PRC	2010/10/13
00873	China Taifeng Beddings Holdings Ltd.	Cayman Islands	2010/06/11
00966	China Taiping Insurance Holdings Co. Ltd.	Hong Kong	2000/06/29
00728	China Telecom Corporation Ltd. – H Shares	PRC	2002/11/15
01600	China Tian Lun Gas Holdings Ltd.	Cayman Islands	2010/11/10
01252	China Tianrui Group Cement Co. Ltd.	Cayman Islands	2011/12/23
03398	China Ting Group Holdings Ltd.	Cayman Islands	2005/12/15
02188	China Titans Energy Technology Group Co., Ltd.	Cayman Islands	2010/05/28
00389	China Tontine Wines Group Ltd.	Bermuda	2009/11/19
00570	China Traditional Chinese Medicine Co. Ltd.	Hong Kong	1993/04/07
00308	China Travel International Investment Hong Kong Ltd.	Hong Kong	1992/11/11
00762	China Unicom (Hong Kong) Ltd.	Hong Kong	2000/06/22
02330	China Uptown Group Co. Ltd.	Cayman Islands	2003/01/29
06168	China U-Ton Holdings Ltd.	Cayman Islands	2012/06/12
00893	China Vanadium Titano-Magnetite Mining Co. Ltd.	Cayman Islands	2009/10/08
02202	China Vanke Co., Ltd. – H Shares	PRC	2014/06/25
06166	China VAST Industrial Urban Development Co. Ltd.	Cayman Islands	2014/08/25
00648	China Wah Yan Healthcare Ltd.	Hong Kong	1990/10/29
00855	China Water Affairs Group Ltd.	Bermuda	1999/10/11
01129	China Water Industry Group Ltd.	Cayman Islands	2002/01/17

List of listed companies on Main Board (continued)

End of 2015

Code	Company name	Incorporation	Listing date
03778	China Weaving Materials Holdings Ltd.	Cayman Islands	2011/12/22
01866	China XLX Fertiliser Ltd.	Singapore	2009/12/08
03669	China Yongda Automobiles Services Holdings Ltd.	Cayman Islands	2012/07/12
01068	China Yurun Food Group Ltd.	Bermuda	2005/10/03
00362	China Zenith Chemical Group Ltd.	Cayman Islands	2001/05/02
01728	China ZhengTong Auto Services Holdings Ltd.	Cayman Islands	2010/12/10
01492	China ZhongDi Dairy Holdings Co. Ltd.	Cayman Islands	2015/12/02
02623	China Zhongsheng Resources Holdings Ltd.	Cayman Islands	2012/04/27
01333	China Zhongwang Holdings Ltd.	Cayman Islands	2009/05/08
01123	China-Hongkong Photo Products Holdings Ltd.	Bermuda	1994/09/19
03668	Chinalco Mining Corporation International	Cayman Islands	2013/01/31
00354	Chinasoft International Ltd.	Cayman Islands	2003/06/20
00127	Chinese Estates Holdings Ltd.	Bermuda	n.a.
00681	Chinese People Holdings Co. Ltd.	Bermuda	1997/04/24
00997	Chinlink International Holdings Ltd.	Bermuda	2000/03/10
00385	Chinney Alliance Group Ltd.	Bermuda	1993/10/15
00216	Chinney Investments, Ltd.	Hong Kong	1973/01/31
01556	Chinney Kin Wing Holdings Ltd.	Bermuda	2015/11/11
01111	Chong Hing Bank Ltd.	Hong Kong	1994/07/11
01053	Chongqing Iron & Steel Co. Ltd. – H Shares	PRC	1997/10/17
02722	Chongqing Machinery & Electric Co., Ltd. – H Shares	PRC	2008/06/13
03618	Chongqing Rural Commercial Bank Co., Ltd. – H Shares	PRC	2010/12/16
00116	Chow Sang Sang Holdings International Ltd.	Bermuda	1973/04/06
01929	Chow Tai Fook Jewellery Group Ltd.	Cayman Islands	2011/12/15
01210	Christine International Holdings Ltd.	Cayman Islands	2012/02/23
00641	CHTC Fong's Industries Co. Ltd.	Bermuda	1990/10/12
01938	Chu Kong Petroleum and Natural Gas Steel Pipe Holdings Ltd.	Cayman Islands	2010/02/10
00560	Chu Kong Shipping Enterprises (Group) Co., Ltd.	Hong Kong	1997/05/23
02289	Chuangmei Pharmaceutical Co., Ltd. – H Shares	PRC	2015/12/14
00298	Chuang's China Investments Ltd.	Bermuda	n.a.
00367	Chuang's Consortium International Ltd.	Bermuda	1987/01/16
02277	Chun Sing Engineering Holdings Ltd.	Cayman Islands	2014/12/29
00711	Chun Wo Development Holdings Ltd.	Bermuda	1993/02/12
00378	CIAM Group Ltd.	Bermuda	1986/09/10
00884	CIFI Holdings (Group) Co. Ltd.	Cayman Islands	2012/11/23
00479	CIL Holdings Ltd.	Bermuda	1993/07/21
03899	CIMC Enric Holdings Ltd.	Cayman Islands	2006/07/20
00111	Cinda International Holdings Ltd.	Bermuda	2000/08/01
00550	Cinderella Media Group Ltd.	Bermuda	2007/07/23
01091	CITIC Dameng Holdings Ltd.	Bermuda	2010/11/18
00267	CITIC Ltd.	Hong Kong	1986/02/26
01205	CITIC Resources Holdings Ltd.	Bermuda	1997/09/08
06030	CITIC Securities Co. Ltd. – H Shares	PRC	2011/10/06
01883	CITIC Telecom International Holdings Ltd.	Hong Kong	2007/04/03
00557	City e-Solutions Ltd.	Cayman Islands	1989/12/29
00256	Citychamp Watch & Jewellery Group Ltd.	Cayman Islands	1991/12/10
00001	CK Hutchison Holdings Ltd.	Cayman Islands	1972/11/01
00775	CK Life Sciences Int'l., (Holdings) Inc.	Cayman Islands	2002/07/16
01341	Clear Lift Holdings Ltd.	Cayman Islands	2015/12/10
00100	Clear Media Ltd.	Bermuda	2001/12/19
00002	CLP Holdings Ltd.	Hong Kong	n.a.
00471	CMMB Vision Holdings Ltd.	Cayman Islands	2005/10/10
02302	CNNC International Ltd.	Cayman Islands	2003/01/06
00883	CNOOC Ltd.	Hong Kong	2001/02/28
01240	CNQC International Holdings Ltd.	Cayman Islands	2012/10/18
00701	CNT Group Ltd.	Bermuda	1991/05/21
06388	Coach, Inc. -RS	USA	2011/12/01
01124	Coastal Greenland Ltd.	Bermuda	1997/10/16
00400	Cogobuy Group	Cayman Islands	2014/07/18
00383	COL Capital Ltd.	Bermuda	1991/08/01
01778	Colour Life Services Group Co., Ltd.	Cayman Islands	2014/06/30
02342	Comba Telecom Systems Holdings Ltd.	Cayman Islands	2003/07/15
00794	Come Sure Group (Holdings) Ltd.	Cayman Islands	2009/02/26
00286	Common Splendor International Health Industry Group Ltd.	Bermuda	1990/09/07
00046	Computer And Technologies Holdings Ltd.	Bermuda	1998/05/18
00320	Computime Group Ltd.	Cayman Islands	2006/10/09
00712	Comtec Solar Systems Group Ltd.	Cayman Islands	2009/10/30
00182	Concord New Energy Group Ltd.	Bermuda	1991/11/27
01681	Consun Pharmaceutical Group Ltd.	Cayman Islands	2013/12/19
00513	Continental Holdings Ltd.	Hong Kong	1988/11/08
00831	Convenience Retail Asia Ltd.	Cayman Islands	2001/01/18
01019	Convoy Financial Holdings Ltd.	Cayman Islands	2010/07/13
02369	Coolpad Group Ltd.	Cayman Islands	2004/12/09
00707	Co-Prosperity Holdings Ltd.	Cayman Islands	2006/03/30
00517	COSCO International Holdings Ltd.	Bermuda	1992/02/11
01199	COSCO Pacific Ltd.	Bermuda	1994/12/19
01043	Coslight Technology International Group Ltd.	Bermuda	1999/11/17
02298	Cosmo Lady (China) Holdings Co. Ltd.	Cayman Islands	2014/06/26
00120	Cosmopolitan International Holdings Ltd.	Cayman Islands	n.a.
00118	Cosmos Machinery Enterprises Ltd.	Hong Kong	1988/12/12
02007	Country Garden Holdings Co. Ltd.	Cayman Islands	2007/04/20
01145	Courage Marine Group Ltd.	Bermuda	2011/06/24
01415	Cowell e Holdings Inc.	Cayman Islands	2015/03/31
00906	CPMC Holdings Ltd.	Hong Kong	2009/11/16
01786	CRCC High-Tech Equipment Corporation Ltd. – H Shares	PRC	2015/12/16
00122	Crocodile Garments Ltd.	Hong Kong	n.a.

List of listed companies on Main Board (continued)

End of 2015

Code	Company name	Incorporation	Listing date
00032	Cross-Harbour (Holdings) Ltd., The	Hong Kong	1974/07/30
00727	Crown International Corporation Ltd.	Hong Kong	1998/01/16
01766	CRR Corporation Ltd. – H Shares	PRC	2008/08/21
00497	CSI Properties Ltd.	Bermuda	1992/04/15
01093	CSPC Pharmaceutical Group Ltd.	Hong Kong	1994/06/21
00317	CSSC Offshore & Marine Engineering (Group) Co. Ltd. – H Shs	PRC	1993/08/06
00985	CST Mining Group Ltd.	Cayman Islands	1994/02/02
01363	CT Environmental Group Ltd.	Cayman Islands	2013/09/25
00674	Culture Landmark Investment Ltd.	Bermuda	1991/01/25
00343	Culturecom Holdings Ltd.	Bermuda	1986/08/12
01322	CW Group Holdings Ltd.	Cayman Islands	2012/04/13
01301	D&G Technology Holding Co. Ltd.	Cayman Islands	2015/05/27
01090	Da Ming International Holdings Ltd.	Cayman Islands	2010/12/01
03999	DaChan Food (Asia) Ltd.	Cayman Islands	2007/10/04
01828	Dah Chong Hong Holdings Ltd.	Hong Kong	2007/10/17
02356	Dah Sing Banking Group Ltd.	Hong Kong	2004/06/30
00440	Dah Sing Financial Holdings Ltd.	Hong Kong	1987/11/05
00544	Daido Group Ltd.	Bermuda	1989/12/14
00567	Daisho Microline Holdings Ltd.	Bermuda	1990/01/31
01037	Daiwa Associate Holdings Ltd.	Bermuda	1994/04/14
03799	Dali Foods Group Co. Ltd.	Cayman Islands	2015/11/20
02880	Dalian Port (PDA) Co. Ltd. – H Shares	PRC	2006/04/28
03699	Dalian Wanda Commercial Properties Co., Ltd. – H Shares	PRC	2014/12/23
00271	Dan Form Holdings Co. Ltd.	Hong Kong	1973/02/28
00915	Daohe Global Group Ltd.	Bermuda	2002/05/10
00210	Daphne International Holdings Ltd.	Cayman Islands	1995/11/03
01007	Daqing Dairy Holdings Ltd.	Cayman Islands	2010/10/28
00991	Datang International Power Generation Co., Ltd. – H Shares	PRC	1997/03/21
00889	Datronix Holdings Ltd.	Bermuda	2001/06/22
02348	Dawnrays Pharmaceutical (Holdings) Ltd.	Cayman Islands	2003/07/11
03335	DBA Telecommunication (Asia) Holdings Ltd.	Cayman Islands	2006/05/11
01163	Dejin Resources Group Co. Ltd.	Bermuda	1999/11/11
01452	Denox Environmental & Technology Holdings Ltd.	Cayman Islands	2015/11/12
00262	Deson Development International Holdings Ltd.	Bermuda	1997/06/10
00559	DeTai New Energy Group Ltd.	Bermuda	1997/01/03
00113	Dickson Concepts (International) Ltd.	Bermuda	1973/03/15
06878	Differ Group Holding Co. Ltd.	Cayman Islands	2013/12/09
00861	Digital China Holdings Ltd.	Bermuda	2001/06/01
00547	Digital Domain Holdings Ltd.	Bermuda	1992/07/06
00705	Ding He Mining Holdings Ltd.	Hong Kong	2008/12/22
00508	Dingyi Group Investment Ltd.	Bermuda	1988/10/26
01072	Dongfang Electric Corporation Ltd. – H Shares	PRC	1994/06/06
00489	Dongfeng Motor Group Co. Ltd. – H Shares	PRC	2005/12/07
00895	Dongjiang Environmental Co. Ltd. – H Shares	PRC	2003/01/29
03386	Dongpeng Holdings Co. Ltd.	Cayman Islands	2013/12/09
00695	Dongwu Cement International Ltd.	Cayman Islands	2012/06/13
00189	Dongyue Group Ltd.	Cayman Islands	2007/12/10
00668	Dowell Property Holdings Ltd.	Hong Kong	1990/12/12
00935	Dragon Crown Group Holdings Ltd.	Cayman Islands	2011/06/10
00329	Dragonite International Ltd.	Cayman Islands	2001/05/09
01126	Dream International Ltd.	Hong Kong	2002/02/07
00356	DT Capital Ltd.	Cayman Islands	2002/06/07
01330	Dynagreen Environmental Protection Group Co., Ltd. – H Share	PRC	2014/06/19
06889	DYNAM JAPAN HOLDINGS Co., Ltd.	Japan	2012/08/06
00029	Dynamic Holdings Ltd.	Bermuda	n.a.
00828	Dynasty Fine Wines Group Ltd.	Cayman Islands	2005/01/26
00599	E. Bon Holdings Ltd.	Cayman Islands	2000/04/12
00936	Eagle Legend Asia Ltd.	Cayman Islands	2010/07/19
02368	Eagle Nice (International) Holdings Ltd.	Cayman Islands	2003/08/22
00901	Eagle Ride Investment Holdings Ltd.	Cayman Islands	2002/02/28
00339	Earnest Investments Holdings Ltd.	Bermuda	2000/07/26
06128	Earthasia International Holdings Ltd.	Cayman Islands	2014/06/25
00221	Easy One Financial Group Ltd.	Bermuda	2002/11/07
00616	Easyknit Enterprises Holdings Ltd.	Bermuda	1991/09/16
01218	Easyknit International Holdings Ltd.	Bermuda	1995/01/30
02341	EcoGreen International Group Ltd.	Cayman Islands	2004/03/09
00943	eForce Holdings Ltd.	Bermuda	1997/06/25
06882	EGL Holdings Co. Ltd.	Cayman Islands	2014/11/28
00524	e-Kong Group Ltd.	Bermuda	1989/04/21
01151	Elec & Eltek International Co. Ltd.	Singapore	2011/07/08
00907	Elegance Optical International Holdings Ltd.	Bermuda	1996/04/11
01395	ELL Environmental Holdings Ltd.	Cayman Islands	2014/09/26
01388	Embry Holdings Ltd.	Cayman Islands	2006/12/18
00717	Emperor Capital Group Ltd.	Bermuda	2007/04/24
00296	Emperor Entertainment Hotel Ltd.	Bermuda	n.a.
00163	Emperor International Holdings Ltd.	Bermuda	1972/11/14
00887	Emperor Watch & Jewellery Ltd.	Hong Kong	2008/07/21
00622	Enerchina Holdings Ltd.	Bermuda	1991/09/16
00353	Energy International Investments Holdings Ltd.	Cayman Islands	2001/07/26
00128	ENM Holdings Ltd.	Hong Kong	n.a.
02688	ENN Energy Holdings Ltd.	Cayman Islands	2002/06/03
01808	Enterprise Development Holdings Ltd.	Cayman Islands	2007/01/11
01102	Enviro Energy International Holdings Ltd.	Cayman Islands	2007/06/06
00689	EPI (Holdings) Ltd.	Bermuda	1991/04/15
01884	eprint Group Ltd.	Cayman Islands	2013/12/03
01822	E-Rental Car Co. Ltd.	Cayman Islands	2009/12/16

List of listed companies on Main Board (continued)

End of 2015

Code	Company name	Incorporation	Listing date
01856	Ernest Borel Holdings Ltd.	Cayman Islands	2014/07/11
00330	Esprit Holdings Ltd.	Bermuda	1993/12/09
01061	Essex Bio-Technology Ltd.	Cayman Islands	2001/06/27
00571	eSun Holdings Ltd.	Bermuda	n.a.
00764	Eternity Investment Ltd.	Bermuda	2000/02/15
00838	EVA Precision Industrial Holdings Ltd.	Cayman Islands	2005/05/11
00202	EverChina Int'l Holdings Co. Ltd.	Hong Kong	n.a.
00708	Evergrande Health Industry Group Ltd.	Hong Kong	2008/02/12
03333	Evergrande Real Estate Group Ltd.	Cayman Islands	2009/11/05
00238	Evergreen International Holdings Ltd.	Cayman Islands	2010/11/04
02308	EVOC Intelligent Technology Co. Ltd. – H Shares	PRC	2003/10/10
01372	Excel Development (Holdings) Ltd.	Cayman Islands	2013/12/11
00858	Extrawell Pharmaceutical Holdings Ltd.	Bermuda	1999/03/10
00117	EYANG Holdings (Group) Co., Ltd.	Cayman Islands	2007/12/21
00052	Fairwood Holdings Ltd.	Bermuda	1991/10/09
01777	Fantasia Holdings Group Co., Ltd.	Cayman Islands	2009/11/25
00035	Far East Consortium International Ltd.	Cayman Islands	1972/09/21
00830	Far East Global Group Ltd.	Cayman Islands	2010/03/30
00036	Far East Holdings International Ltd.	Hong Kong	1973/02/12
03360	Far East Horizon Ltd.	Hong Kong	2011/03/30
00037	Far East Hotels & Entertainment Ltd.	Hong Kong	1979/07/03
06288	Fast Retailing Co., Ltd. – DR	Japan	2014/03/05
00729	FDG Electric Vehicles Ltd.	Bermuda	1991/10/03
01738	Feishang Anthracite Resources Ltd.	British Virgin Islands	2014/01/22
01022	Feiyu Technology International Co. Ltd.	Cayman Islands	2014/12/05
02038	FIH Mobile Ltd.	Cayman Islands	2005/02/03
00865	First Mobile Group Holdings Ltd.	Cayman Islands	2000/12/29
00142	First Pacific Co. Ltd.	Bermuda	1988/09/12
00227	First Shanghai Investments Ltd.	Hong Kong	1972/08/24
00038	First Tractor Co Ltd. – H Shares	PRC	1997/06/23
02662	Fittec International Group Ltd.	Cayman Islands	2005/12/14
06865	Flat Glass Group Co., Ltd. – H Shares	PRC	2015/11/26
01998	Flyke International Holdings Ltd.	Cayman Islands	2010/03/29
02310	Forebase International Holdings Ltd.	Hong Kong	2003/07/04
00484	Forgame Holdings Ltd.	Cayman Islands	2013/10/03
00352	Fortune Sun (China) Holdings Ltd.	Cayman Islands	2006/07/05
01039	Fortunet e-Commerce Group Ltd.	Cayman Islands	2010/09/24
00656	Fosun International Ltd.	Hong Kong	2007/07/16
00418	Founder Holdings Ltd.	Bermuda	1995/12/21
00420	Fountain Set (Holdings) Ltd.	Hong Kong	1988/04/20
00374	Four Seas Mercantile Holdings Ltd.	Cayman Islands	1993/08/25
00279	Freeman Financial Corporation Ltd.	Cayman Islands	1988/05/11
06888	Freetech Road Recycling Technology (Holdings) Ltd.	Cayman Islands	2013/06/26
00500	Frontier Services Group Ltd.	Bermuda	1988/07/29
00331	FSE Engineering Holdings Ltd.	Cayman Islands	2015/12/10
01175	FU Ji Food and Catering Services Holdings Ltd.	Cayman Islands	2004/12/17
01448	Fu Shou Yuan International Group Ltd.	Cayman Islands	2013/12/19
00546	Fufeng Group Ltd.	Cayman Islands	2007/02/08
01819	Fuguiniao Co., Ltd. – H Shares	PRC	2013/12/20
00181	Fujian Holdings Ltd.	Hong Kong	1973/02/22
01353	Fujian Nuqi Co., Ltd. – H Shares	PRC	2014/01/09
00927	Fujikon Industrial Holdings Ltd.	Bermuda	2000/04/11
00607	Fullshare Holdings Ltd.	Cayman Islands	2002/12/18
01443	Fulum Group Holdings Ltd.	Cayman Islands	2014/11/13
00465	Futong Technology Development Holdings Ltd.	Cayman Islands	2009/12/04
00703	Future Bright Holdings Ltd.	Bermuda	2002/08/15
02212	Future Bright Mining Holdings Ltd.	Cayman Islands	2015/01/09
01030	Future Land Development Holdings Ltd.	Cayman Islands	2012/11/29
03606	Fuyao Glass Industry Group Co., Ltd. – H Shares	PRC	2015/03/31
00027	Galaxy Entertainment Group Ltd.	Hong Kong	1991/10/07
00451	GCL New Energy Holdings Ltd.	Bermuda	1992/03/25
03800	GCL-Poly Energy Holdings Ltd.	Cayman Islands	2007/11/13
00175	Geely Automobile Holdings Ltd.	Cayman Islands	1973/02/23
00535	Gemdale Properties and Investment Corporation Ltd.	Bermuda	1989/10/16
00174	Gemini Investments (Holdings) Ltd.	Hong Kong	1988/10/05
01548	Genscript Biotech Corporation	Cayman Islands	2015/12/30
00678	Genting Hong Kong Ltd.	Bermuda	2000/11/30
00064	Get Nice Holdings Ltd.	Cayman Islands	2002/06/06
01776	GF Securities Co., Ltd. – H Shares	PRC	2015/04/10
00709	Giordano International Ltd.	Bermuda	1991/06/19
00805	Glencore plc	Jersey	2011/05/25
00809	Global Bio-chem Technology Group Co. Ltd.	Cayman Islands	2001/03/16
00787	Global Brands Group Holding Ltd.	Bermuda	2014/07/09
01669	Global International Credit Group Ltd.	Cayman Islands	2014/12/12
00905	Global Mastermind Capital Ltd.	Bermuda	1998/07/17
03889	Global Sweeteners Holdings Ltd.	Cayman Islands	2007/09/20
00143	Global Tech (Holdings) Ltd.	Cayman Islands	1999/04/09
00845	Glorious Property Holdings Ltd.	Cayman Islands	2009/10/02
00393	Glorious Sun Enterprises Ltd.	Bermuda	1996/09/17
00040	Gold Peak Industries (Holdings) Ltd.	Hong Kong	1984/07/02
00172	Goldbond Group Holdings Ltd.	Hong Kong	n.a.
03308	Golden Eagle Retail Group Ltd.	Cayman Islands	2006/03/21
00801	Golden Meditech Holdings Ltd.	Cayman Islands	2001/12/28
00677	Golden Resources Development International Ltd.	Bermuda	1991/01/28
02123	Golden Shield Holdings (Industrial) Ltd.	Bermuda	2011/07/14
06896	Golden Throat Holdings Group Co. Ltd.	Cayman Islands	2015/07/15

List of listed companies on Main Board (continued)

End of 2015

Code	Company name	Incorporation	Listing date
01232	Golden Wheel Tiandi Holdings Co. Ltd.	Cayman Islands	2013/01/16
00530	Goldin Financial Holdings Ltd.	Bermuda	1992/10/08
00283	Goldin Properties Holdings Ltd.	Hong Kong	n.a.
00533	Goldlion Holdings Ltd.	Hong Kong	1992/09/18
03315	Goldpac Group Ltd.	Hong Kong	2013/12/04
01118	Golik Holdings Ltd.	Bermuda	1994/07/15
00493	GOME Electrical Appliances Holding Ltd.	Bermuda	1992/04/15
02398	Good Friend International Holdings Inc.	Cayman Islands	2006/01/11
00109	Good Resources Holdings Ltd.	Bermuda	1998/01/12
01086	Goodbaby International Holdings Ltd.	Cayman Islands	2010/11/24
00108	GR Properties Ltd.	Hong Kong	1973/02/09
00844	Grand Concord International Holdings Ltd.	British Virgin Islands	2011/11/24
00115	Grand Field Group Holdings Ltd.	Bermuda	n.a.
01160	Grand Investment International Ltd.	Bermuda	2004/04/02
01271	Grand Ming Group Holdings Ltd.	Cayman Islands	2013/08/09
00065	Grand Ocean Advanced Resources Co. Ltd.	Cayman Islands	2001/08/30
00186	Grande Holdings Ltd., The	Bermuda	1987/07/09
00141	Great China Holdings Ltd.	Hong Kong	1973/03/07
00021	Great China Properties Holdings Ltd.	Hong Kong	n.a.
00041	Great Eagle Holdings Ltd.	Bermuda	n.a.
03683	Great Harvest Maeta Group Holdings Ltd.	Cayman Islands	2010/10/11
02333	Great Wall Motor Co. Ltd. – H Shares	PRC	2003/12/15
00431	Greater China Financial Holdings Ltd.	Bermuda	1992/09/16
00468	Greatview Aseptic Packaging Co. Ltd.	Cayman Islands	2010/12/09
00979	Green Energy Group Ltd.	Bermuda	1997/06/26
02700	Green International Holdings Ltd.	Cayman Islands	2006/09/29
00094	Greenheart Group Ltd.	Bermuda	1988/06/21
00337	Greenland Hong Kong Holdings Ltd.	Cayman Islands	2006/10/10
01318	Greens Holdings Ltd.	Cayman Islands	2009/11/06
03900	Greentown China Holdings Ltd.	Cayman Islands	2006/07/13
01051	G-Resources Group Ltd.	Bermuda	1994/04/29
00989	Ground Properties Co. Ltd.	Bermuda	1997/10/20
00601	Group Sense (International) Ltd.	Bermuda	1993/01/28
00263	GT Group Holdings Ltd.	Hong Kong	1988/04/06
00270	Guangdong Investment Ltd.	Hong Kong	n.a.
01543	Guangdong Join-Share Financing Guarantee Invest Co Ltd-H Shs	PRC	2015/12/23
00124	Guangdong Land Holdings Ltd.	Bermuda	1997/08/08
01058	Guangdong Tannery Ltd.	Hong Kong	1996/12/16
03399	Guangdong Yueyun Transportation Co. Ltd. – H Shares	PRC	2005/10/26
01203	Guangnan (Holdings) Ltd.	Hong Kong	1994/12/09
00525	Guangshen Railway Co. Ltd. – H Shares	PRC	1996/05/14
02238	Guangzhou Automobile Group Co., Ltd. – H Shares	PRC	2010/08/30
00874	Guangzhou Baiyunshan Pharmaceutical Holdings Co. Ltd.- H Shs	PRC	1997/10/30
02777	Guangzhou R&F Properties Co., Ltd. – H Shares	PRC	2005/07/14
00053	Guoco Group Ltd.	Bermuda	1983/05/03
01296	Guodian Technology & Environment Group Corporation Ltd.-H Sh	PRC	2011/12/30
01456	Guolian Securities Co., Ltd. – H Shares	PRC	2015/07/06
02329	Guorui Properties Ltd.	Cayman Islands	2014/07/07
01788	Guotai Junan International Holdings Ltd.	Hong Kong	2010/07/08
00657	G-Vision International (Holdings) Ltd.	Bermuda	1992/10/30
02255	Haichang Ocean Park Holdings Ltd.	Cayman Islands	2014/03/13
01169	Haier Electronics Group Co., Ltd.	Bermuda	1997/12/23
00348	Haier Healthwise Holdings Ltd.	Cayman Islands	1997/09/30
02336	Hailiang International Holdings Ltd.	Cayman Islands	2003/03/03
01882	Haitian International Holdings Ltd.	Cayman Islands	2006/12/22
00665	Haitong International Securities Group Ltd.	Bermuda	1996/08/06
06837	Haitong Securities Co., Ltd. – H Shares	PRC	2012/04/27
01187	Han Tang International Holdings Ltd.	Bermuda	1999/06/08
01367	Hanbo Enterprises Holdings Ltd.	Cayman Islands	2014/07/11
00566	Hanergy Thin Film Power Group Ltd.	Bermuda	1996/01/29
00911	Hang Fat Ginseng Holdings Co. Ltd.	Cayman Islands	2014/06/27
00010	Hang Lung Group Ltd.	Hong Kong	1972/10/12
00101	Hang Lung Properties Ltd.	Hong Kong	n.a.
00011	Hang Seng Bank Ltd.	Hong Kong	1972/06/20
03903	Hanhua Financial Holding Co., Ltd. – H Shares	PRC	2014/06/19
00896	Hanison Construction Holdings Ltd.	Cayman Islands	2002/01/10
00275	Hanny Holdings Ltd.	Bermuda	1991/12/16
00554	Hans Energy Co. Ltd.	Cayman Islands	1997/05/28
00474	Hao Tian Development Group Ltd.	Cayman Islands	2006/06/06
06138	Harbin Bank Co., Ltd. – H Shares	PRC	2014/03/31
01133	Harbin Electric Co. Ltd. – H Shares	PRC	1994/12/16
00051	Harbour Centre Development Ltd.	Hong Kong	n.a.
00033	Harmonic Strait Financial Holdings Ltd.	Cayman Islands	2007/11/19
01509	Harmonicare Medical Holdings Ltd.	Cayman Islands	2015/07/07
02280	HC International, Inc.	Cayman Islands	2003/12/17
00097	Henderson Investment Ltd.	Hong Kong	1972/11/06
00012	Henderson Land Development Co. Ltd.	Hong Kong	1981/07/23
00197	Heng Tai Consumables Group Ltd.	Cayman Islands	2001/12/03
01044	Hengan International Group Co. Ltd.	Cayman Islands	1998/12/08
03389	Hengdeli Holdings Ltd.	Cayman Islands	2005/09/26
01370	Hengshi Mining Investments Ltd.	Cayman Islands	2013/11/28
01476	Hengtai Securities Co., Ltd. – H Shares	PRC	2015/10/15
00136	HengTen Networks Group Ltd.	Bermuda	1997/09/25
01085	Hengxin Technology Ltd.	Singapore	2010/12/23
02303	Hengxing Gold Holding Co. Ltd.	Cayman Islands	2014/05/29
00859	Henry Group Holdings Ltd.	Bermuda	2000/06/15

List of listed companies on Main Board (continued)

End of 2015

Code	Company name	Incorporation	Listing date
00114	Herald Holdings Ltd.	Bermuda	n.a.
00818	Hi Sun Technology (China) Ltd.	Bermuda	1997/12/22
01393	Hidili Industry International Development Ltd.	Cayman Islands	2007/09/21
00608	High Fashion International Ltd.	Bermuda	1992/08/04
01682	Highlight China IoT International Ltd.	Bermuda	2010/10/05
01623	Hilong Holding Ltd.	Cayman Islands	2011/04/21
06893	Hin Sang Group (International) Holding Co. Ltd.	Cayman Islands	2014/10/16
00396	Hing Lee (HK) Holdings Ltd.	Bermuda	2009/06/22
00921	Hisense Kelon Electrical Holdings Co. Ltd. – H Shares	PRC	1996/07/23
02638	HK Electric Investments Ltd.	Cayman Islands	2014/01/29
01310	HKBN Ltd.	Cayman Islands	2015/03/12
00190	HKC (Holdings) Ltd.	Bermuda	1987/05/29
00248	HKC International Holdings Ltd.	Cayman Islands	2001/11/09
00480	HKR International Ltd.	Cayman Islands	1988/03/11
06823	HKT Ltd.	Cayman Islands	2011/11/29
01087	HL Technology Group Ltd.	Cayman Islands	2010/11/16
00357	HNA Infrastructure Co. Ltd. – H Shares	PRC	2002/11/18
00521	HNA International Investment Holdings Ltd.	Hong Kong	1988/12/23
00007	Hoifu Energy Group Ltd.	Bermuda	2000/09/08
03678	Holly Futures Co., Ltd. – H Shares	PRC	2015/12/30
00160	Hon Kwok Land Investment Co., Ltd.	Hong Kong	n.a.
00044	Hong Kong Aircraft Engineering Co. Ltd.	Hong Kong	n.a.
00003	Hong Kong and China Gas Co. Ltd., The	Hong Kong	n.a.
00145	Hong Kong Building and Loan Agency Ltd., The	Hong Kong	1972/07/01
00423	Hong Kong Economic Times Holdings Ltd.	Cayman Islands	2005/08/03
01082	Hong Kong Education (Int'l) Investments Ltd.	Bermuda	2011/07/04
00388	Hong Kong Exchanges and Clearing Ltd.	Hong Kong	2000/06/27
00050	Hong Kong Ferry (Holdings) Co. Ltd.	Hong Kong	n.a.
01273	Hong Kong Finance Group Ltd.	Cayman Islands	2013/10/02
00060	Hong Kong Food Investment Holdings Ltd.	Hong Kong	1992/12/16
02882	Hong Kong Resources Holdings Co. Ltd.	Bermuda	2003/06/30
01001	Hong Kong Shanghai Alliance Holdings Ltd.	Bermuda	1994/02/18
01137	Hong Kong Television Network Ltd.	Hong Kong	1997/08/04
00196	Honghua Group Ltd.	Cayman Islands	2008/03/07
00045	Hongkong and Shanghai Hotels, Ltd., The	Hong Kong	n.a.
00655	Hongkong Chinese Ltd.	Bermuda	1992/10/12
02226	Honworld Group Ltd.	Cayman Islands	2014/01/28
02320	Hop Fung Group Holdings Ltd.	Cayman Islands	2003/09/24
00047	Hop Hing Group Holdings Ltd.	Cayman Islands	1988/11/16
00733	Hopefluent Group Holdings Ltd.	Cayman Islands	2004/07/15
00737	Hopewell Highway Infrastructure Ltd.	Cayman Islands	2003/08/06
00054	Hopewell Holdings Ltd.	Hong Kong	1972/08/21
00754	Hopson Development Holdings Ltd.	Bermuda	1998/05/27
02200	Hosa International Ltd.	Cayman Islands	2011/12/16
00005	HSBC Holdings plc	England	n.a.
00404	Hsin Chong Construction Group Ltd.	Bermuda	1991/08/14
00587	Hua Han Bio-Pharmaceutical Holdings Ltd.	Cayman Islands	2002/12/10
01347	Hua Hong Semiconductor Ltd.	Hong Kong	2014/10/15
00969	Hua Lien International (Holding) Co. Ltd.	Cayman Islands	2000/02/02
00336	Huabao International Holdings Ltd.	Bermuda	1992/01/22
00816	Huadian Fuxin Energy Corporation Ltd. – H Shares	PRC	2012/06/28
01071	Huadian Power International Corporation Ltd. – H Shares	PRC	1999/06/30
00377	Huajun Holdings Ltd.	Bermuda	1993/04/19
00902	Huaneng Power International, Inc. – H Shares	PRC	1998/01/21
00958	Huaneng Renewables Corporation Ltd. – H Shares	PRC	2011/06/10
01003	Huanxi Media Group Ltd.	Bermuda	1994/02/21
00993	Huarong International Financial Holdings Ltd.	Bermuda	1994/02/16
06886	Huatai Securities Co., Ltd. – H Shares	PRC	2015/06/01
01689	Huaxi Holdings Co. Ltd.	Cayman Islands	2013/12/06
01823	HUAYU Expressway Group Ltd.	Cayman Islands	2009/12/23
01673	Huazhang Technology Holding Ltd.	Cayman Islands	2013/05/16
06830	Huazhong In-Vehicle Holdings Co. Ltd.	Cayman Islands	2012/01/12
00428	Huge China Holdings Ltd.	Cayman Islands	1993/12/14
01303	Huili Resources (Group) Ltd.	Cayman Islands	2012/01/12
03698	Huishang Bank Corporation Ltd. – H shares	PRC	2013/11/12
01340	Huisheng International Holdings Ltd.	Cayman Islands	2014/02/28
01280	Huiyin Smart Community Co., Ltd.	Cayman Islands	2010/03/25
01446	Hung Fook Tong Group Holdings Ltd.	Cayman Islands	2014/07/04
00450	Hung Hing Printing Group Ltd.	Hong Kong	1992/03/16
00704	Huscoke Resources Holdings Ltd.	Bermuda	1991/05/27
00215	Hutchison Telecommunications Hong Kong Holdings Ltd.	Cayman Islands	2009/05/08
01188	Hybrid Kinetic Group Ltd.	Bermuda	1995/04/06
01396	Hydoo International Holding Ltd.	Cayman Islands	2013/10/31
00014	Hysan Development Co. Ltd.	Hong Kong	1981/09/18
00999	I.T Ltd.	Bermuda	2005/03/04
01097	i-CABLE Communications Ltd.	Hong Kong	1999/11/24
00167	IDT International Ltd.	Bermuda	1988/10/21
00799	IGG Inc	Cayman Islands	2013/10/18
00585	Imagi International Holdings Ltd.	Bermuda	1997/03/10
01970	IMAX China Holding, Inc.	Cayman Islands	2015/10/08
01076	Imperial Pacific International Holdings Ltd.	Bermuda	2002/02/11
01500	In Construction Holdings Ltd.	Cayman Islands	2015/04/16
01398	Industrial and Commercial Bank of China Ltd. – H Shares	PRC	2006/10/27
00640	Infinity Chemical Holdings Co. Ltd.	Cayman Islands	2010/08/12
01152	Infinity Financial Group (Holdings) Ltd.	Bermuda	2011/10/28
03948	Inner Mongolia Yitai Coal Co., Ltd. – H Shares	PRC	2012/07/12

List of listed companies on Main Board (continued)

End of 2015

Code	Company name	Incorporation	Listing date
00399	Innovative Pharmaceutical Biotech Ltd.	Bermuda	2000/08/23
00596	Inspur International Ltd.	Cayman Islands	2004/04/29
00923	Integrated Waste Solutions Group Holdings Ltd.	Cayman Islands	2010/03/31
01328	International Elite Ltd.	Cayman Islands	2007/10/16
01009	International Entertainment Corporation	Cayman Islands	2000/07/31
01373	International Housewares Retail Co. Ltd.	Cayman Islands	2013/09/25
00091	International Standard Resources Holdings Ltd.	Hong Kong	1981/06/29
01833	Intime Retail (Group) Co. Ltd.	Cayman Islands	2007/03/20
00982	iOne Holdings Ltd.	Bermuda	2008/07/14
00929	IPE Group Ltd.	Cayman Islands	2004/11/01
01029	IRC Ltd.	Hong Kong	2010/10/21
00438	IRICO Group Electronics Co. Ltd. – H Shares	PRC	2004/12/20
00372	ITC Corporation Ltd.	Bermuda	1992/02/13
00199	ITC Properties Group Ltd.	Bermuda	1994/03/18
00776	JF Household Furnishings Ltd.	Cayman Islands	2005/10/13
01626	Jia Yao Holdings Ltd.	Cayman Islands	2014/06/27
00602	Jiahua Stores Holdings Ltd.	Cayman Islands	2007/05/21
01366	Jiangnan Group Ltd.	Cayman Islands	2012/04/20
00177	Jiangsu Expressway Co. Ltd. – H Shares	PRC	1997/06/27
00358	Jiangxi Copper Co. Ltd. – H Shares	PRC	1997/06/12
01285	Jiashili Group Ltd.	Cayman Islands	2014/09/25
00549	Jilin Qifeng Chemical Fiber Co., Ltd. – H Shares	PRC	2006/06/21
01159	Jimei International Entertainment Group Ltd.	Bermuda	1998/03/13
01239	Jin Bao Bao Holdings Ltd.	Cayman Islands	2011/11/18
02362	Jinchuan Group International Resources Co. Ltd.	Cayman Islands	2003/10/27
01862	Jingrui Holdings Ltd.	Cayman Islands	2013/10/31
00872	Jinheng Automotive Safety Technology Holdings Ltd.	Cayman Islands	2004/12/09
00137	Jinhui Holdings Co. Ltd.	Hong Kong	1991/12/06
06139	Jinmao (China) Investments Holdings Ltd.	Cayman Islands	2014/07/02
02358	Jiu Rong Holdings Ltd.	Cayman Islands	2004/07/15
01495	Jiyi Household International Holdings Ltd.	Cayman Islands	2015/11/06
00179	Johnson Electric Holdings Ltd.	Bermuda	1984/07/11
02028	Jolimark Holdings Ltd.	Cayman Islands	2005/06/29
00207	Joy City Property Ltd.	Bermuda	1973/03/06
00647	Joyce Boutique Holdings Ltd.	Bermuda	1990/10/16
03336	Ju Teng International Holdings Ltd.	Cayman Islands	2005/11/03
00397	Jun Yang Financial Holdings Ltd.	Bermuda	1993/10/13
00758	Junefield Department Store Group Ltd.	Bermuda	1999/12/03
03303	Jutal Offshore Oil Services Ltd.	Cayman Islands	2006/09/21
00675	K & P International Holdings Ltd.	Bermuda	1997/01/02
00173	K. Wah International Holdings Ltd.	Bermuda	1987/02/06
00822	Ka Shui International Holdings Ltd.	Cayman Islands	2007/06/27
00180	Kader Holdings Co. Ltd.	Bermuda	1985/05/24
01215	Kai Yuan Holdings Ltd.	Bermuda	1997/01/17
01638	Kaisa Group Holdings Ltd.	Cayman Islands	2009/12/09
02307	Kam Hing International Holdings Ltd.	Cayman Islands	2004/09/23
06136	Kangda International Environmental Co. Ltd.	Cayman Islands	2014/07/04
01059	Kantone Holdings Ltd.	Cayman Islands	1997/01/23
01050	Karrie International Holdings Ltd.	Bermuda	1996/12/16
00496	Kasen International Holdings Ltd.	Cayman Islands	2005/10/20
00847	KAZ Minerals PLC	England	2011/06/29
00184	Keck Seng Investments (Hong Kong) Ltd.	Hong Kong	1973/02/24
02011	KEE Holdings Co. Ltd.	Cayman Islands	2011/01/12
00464	Kenford Group Holdings Ltd.	Cayman Islands	2005/06/16
00636	Kerry Logistics Network Ltd.	Bermuda	2013/12/19
00683	Kerry Properties Ltd.	Bermuda	1996/08/05
03816	KFM Kingdom Holdings Ltd.	Cayman Islands	2012/10/15
00638	Kin Yat Holdings Ltd.	Bermuda	1997/05/01
01277	Kinetic Mines and Energy Ltd.	Cayman Islands	2012/03/23
00280	King Fook Holdings Ltd.	Hong Kong	1988/03/28
00663	King Stone Energy Group Ltd.	Hong Kong	1990/11/30
01421	Kingbo Strike Ltd.	Cayman Islands	2013/12/30
00148	Kingboard Chemical Holdings Ltd.	Cayman Islands	1993/10/08
01888	Kingboard Laminates Holdings Ltd.	Cayman Islands	2006/12/07
00268	Kingdee International Software Group Co. Ltd.	Cayman Islands	2005/07/20
00528	Kingdom Holdings Ltd.	Cayman Islands	2006/12/12
01170	Kingmaker Footwear Holdings Ltd.	Bermuda	1994/09/29
06822	King's Flair International (Holdings) Ltd.	Cayman Islands	2015/01/16
03888	Kingsoft Corporation Ltd.	Cayman Islands	2007/10/09
01031	Kingston Financial Group Ltd.	Bermuda	1996/07/23
01195	Kingwell Group Ltd.	Cayman Islands	2003/01/20
01110	Kingworld Medicines Group Ltd.	Cayman Islands	2010/11/25
00381	Kiu Hung International Holdings Ltd.	Cayman Islands	2001/01/22
00827	Ko Yo Chemical (Group) Ltd.	Cayman Islands	2003/07/10
00295	Kong Sun Holdings Ltd.	Hong Kong	1970/11/28
03709	Koradior Holdings Ltd.	Cayman Islands	2014/06/27
00034	Kowloon Development Co. Ltd.	Hong Kong	1995/07/04
00442	KTL International Holdings Group Ltd.	Cayman Islands	2015/03/11
00439	KuangChi Science Ltd.	Bermuda	1992/03/11
00135	Kunlun Energy Co. Ltd.	Bermuda	1973/03/13
01813	KWG Property Holding Ltd.	Cayman Islands	2007/07/03
00306	Kwoon Chung Bus Holdings Ltd.	Bermuda	1996/09/25
00558	L.K. Technology Holdings Ltd.	Cayman Islands	2006/10/16
01262	Labixiaoxin Snacks Group Ltd.	Bermuda	2011/12/09
01125	Lai Fung Holdings Ltd.	Cayman Islands	1997/11/28
00488	Lai Sun Development Co. Ltd.	Hong Kong	1988/03/11

List of listed companies on Main Board (continued)

End of 2015

Code	Company name	Incorporation	Listing date
00191	Lai Sun Garment (International) Ltd.	Hong Kong	1987/12/03
00411	Lam Soon (Hong Kong) Ltd.	Hong Kong	1972/10/31
00582	Landing International Development Ltd.	Bermuda	2002/04/30
00106	Landsea Green Properties Co., Ltd.	Bermuda	1986/03/24
01270	Langham Hospitality Investments Ltd.	Cayman Islands	2013/05/30
00503	Lansen Pharmaceutical Holdings Ltd.	Cayman Islands	2010/05/07
01533	Lanzhou Zhuangyuan Pasture Co., Ltd. – H Shares	PRC	2015/10/15
02488	Launch Tech Co. Ltd. – H Shares	PRC	2002/10/07
01683	LC Group Holdings Ltd.	Cayman Islands	2015/09/08
00738	Le Saunda Holdings Ltd.	Bermuda	1992/12/11
01499	LEAP Holdings Group Ltd.	Cayman Islands	2015/09/02
00746	Lee & Man Chemical Co. Ltd.	Cayman Islands	2002/01/16
01488	Lee & Man Handbags Holding Ltd.	Cayman Islands	2011/06/27
02314	Lee & Man Paper Manufacturing Ltd.	Cayman Islands	2003/09/26
00068	Lee Hing Development Ltd.	Hong Kong	1972/11/09
00637	Lee Kee Holdings Ltd.	Cayman Islands	2006/10/04
00387	Leapport (Holdings) Ltd.	Bermuda	2003/07/10
00950	Lee's Pharmaceutical Holdings Ltd.	Cayman Islands	2002/07/15
03396	Legend Holdings Corporation – H Shares	PRC	2015/06/29
01355	Legend Strategy International Holdings Group Co. Ltd.	Cayman Islands	2011/07/15
00992	Lenovo Group Ltd.	Hong Kong	1994/02/14
00842	Leoch International Technology Ltd.	Cayman Islands	2010/11/16
01225	Lerado Group (Holding) Co. Ltd.	Bermuda	1998/12/18
01089	Leyou Technologies Holdings Ltd.	Cayman Islands	2011/01/11
00494	Li & Fung Ltd.	Bermuda	1992/07/01
02331	Li Ning Co. Ltd.	Cayman Islands	2004/06/28
00980	Lianhua Supermarket Holdings Co Ltd – H Shares	PRC	2003/06/27
01212	Lifestyle International Holdings Ltd.	Cayman Islands	2004/04/15
02183	Lifestyle Properties Development Ltd.	Cayman Islands	2013/09/12
01302	LifeTech Scientific Corporation	Cayman Islands	2011/11/10
03330	Lingbao Gold Co. Ltd. – H Shares	PRC	2006/01/12
00156	Lippo China Resources Ltd.	Hong Kong	n.a.
00226	Lippo Ltd.	Hong Kong	n.a.
00526	Lisi Group (Holdings) Ltd.	Bermuda	1995/10/11
00194	Liu Chong Hing Investment Ltd.	Hong Kong	1972/11/13
01513	Livzon Pharmaceutical Group Inc. – H Shares	PRC	2014/01/16
00973	L'Occitane International S.A.	Luxembourg	2010/05/07
03380	Logan Property Holdings Co. Ltd.	Cayman Islands	2013/12/20
01281	Long Ji Tai He Holding Ltd.	Cayman Islands	2012/01/12
00960	Longfor Properties Co. Ltd.	Cayman Islands	2009/11/19
02898	Longrun Tea Group Co. Ltd.	Cayman Islands	2002/09/05
03339	Lonking Holdings Ltd.	Cayman Islands	2005/11/17
00988	Loudong General Nice Resources (China) Holdings Ltd.	Bermuda	1994/01/21
00577	Louis XIII Holdings Ltd.	Bermuda	1996/04/25
00195	L'sea Resources International Holdings Ltd.	Cayman Islands	2008/11/12
00112	LT Commercial Real Estate Ltd.	Hong Kong	1972/12/06
00311	Luen Thai Holdings Ltd.	Cayman Islands	2004/07/15
00590	Luk Fook Holdings (International) Ltd.	Bermuda	1997/05/06
00366	Luks Group (Vietnam Holdings) Co., Ltd.	Bermuda	1987/01/07
00255	Lung Kee (Bermuda) Holdings Ltd.	Bermuda	1993/03/05
01108	Luoyang Glass Co. Ltd. – H Shares	PRC	1994/07/08
02186	Luye Pharma Group Ltd.	Bermuda	2014/07/09
01461	LUZHENG FUTURES Co. Ltd. – H shares	PRC	2015/07/07
00095	LVGEM (China) Real Estate Investment Co. Ltd.	Cayman Islands	2005/12/02
00323	Maanshan Iron & Steel Co. Ltd. – H Shares	PRC	1993/11/03
01680	Macau Legend Development Ltd.	Cayman Islands	2013/07/05
00231	Madex International (Holdings) Ltd.	Bermuda	n.a.
00201	Magnificent Hotel Investments Ltd.	Hong Kong	1972/11/17
01100	Mainland Headwear Holdings Ltd.	Bermuda	2000/12/13
01389	Major Holdings Ltd.	Cayman Islands	2014/01/10
02193	Man King Holdings Ltd.	Cayman Islands	2015/07/03
00938	Man Sang International Ltd.	Bermuda	1997/09/26
01466	Man Sang Jewellery Holdings Ltd.	Cayman Islands	2014/10/17
01999	Man Wah Holdings Ltd.	Bermuda	2010/04/09
00894	Man Yue Technology Holdings Ltd.	Bermuda	1997/03/05
01561	Manfield Chemical Holdings Ltd.	Cayman Islands	2015/12/01
00945	Manulife Financial Corporation	Canada	1999/09/27
00848	Maoye International Holdings Ltd.	Cayman Islands	2008/05/05
00273	Mason Financial Holdings Ltd.	Hong Kong	n.a.
03966	Mastercraft International Holdings Ltd.	Cayman Islands	2012/07/20
01005	Matrix Holdings Ltd.	Bermuda	1994/02/18
01116	Mayer Holdings Ltd.	Cayman Islands	2004/06/21
00685	Media Chinese International Ltd.	Bermuda	1991/03/22
01360	Mega Expo Holdings Ltd.	Cayman Islands	2013/11/06
00876	Mega Medical Technology Ltd.	Bermuda	1997/04/10
00391	Mei Ah Entertainment Group Ltd.	Bermuda	1993/10/18
00953	Meike International Holdings Ltd.	Cayman Islands	2010/02/01
00158	Melbourne Enterprises Ltd.	Hong Kong	1972/08/29
00200	Melco International Development Ltd.	Hong Kong	n.a.
01237	Merry Garden Holdings Ltd.	Cayman Islands	2012/07/06
01618	Metallurgical Corporation of China Ltd. – H Shares	PRC	2009/09/24
00022	Mexan Ltd.	Bermuda	1972/12/14
02282	MGM China Holdings Ltd.	Cayman Islands	2011/06/03
00853	MicroPort Scientific Corporation	Cayman Islands	2010/09/24
01021	Midas Holdings Ltd.	Singapore	2010/10/06
01172	Midas International Holdings Ltd.	Cayman Islands	1996/06/12

List of listed companies on Main Board (continued)

End of 2015

Code	Company name	Incorporation	Listing date
01200	Midland Holdings Ltd.	Bermuda	1995/06/08
00459	Midland IC&I Ltd.	Cayman Islands	2001/03/15
01555	MIE Holdings Corporation	Cayman Islands	2010/12/14
01247	Miko International Holdings Ltd.	Cayman Islands	2014/01/15
01150	Milan Station Holdings Ltd.	Cayman Islands	2011/05/23
00222	Min Xin Holdings Ltd.	Hong Kong	1982/06/28
03828	Ming Fai International Holdings Ltd.	Cayman Islands	2007/11/02
00846	Mingfa Group (International) Co. Ltd.	Cayman Islands	2009/11/13
00233	Mingyuan Medicare Development Co. Ltd.	Bermuda	1986/03/19
00230	Minmetals Land Ltd.	Bermuda	1991/12/20
00425	Minth Group Ltd.	Cayman Islands	2005/12/01
00071	Miramar Hotel & Investment Co. Ltd.	Hong Kong	n.a.
01208	MMG Ltd.	Hong Kong	1994/12/15
00947	MOBI Development Co., Ltd.	Cayman Islands	2009/12/17
01213	Mobicon Group Ltd.	Bermuda	2001/05/07
00919	Modern Beauty Salon Holdings Ltd.	Cayman Islands	2006/02/09
03600	Modern Dental Group Ltd.	Cayman Islands	2015/12/15
01107	Modern Land (China) Co., Ltd.	Cayman Islands	2013/07/12
00072	Modern Media Holdings Ltd.	Cayman Islands	2009/09/09
00130	Moiselle International Holdings Ltd.	Cayman Islands	2002/02/11
00276	Mongolia Energy Corporation Ltd.	Bermuda	1972/08/23
00975	Mongolian Mining Corporation	Cayman Islands	2010/10/13
00066	MTR Corporation Ltd.	Hong Kong	2000/10/05
00898	Multifield International Holdings Ltd.	Bermuda	1998/07/31
03918	NagaCorp Ltd.	Cayman Islands	2006/10/19
00680	Nan Hai Corporation Ltd.	Bermuda	1991/02/13
01229	Nan Nan Resources Enterprise Ltd.	Bermuda	1995/04/13
00553	Nanjing Panda Electronics Co. Ltd. – H Shares	PRC	1996/05/02
01708	Nanjing Sample Technology Co. Ltd. – H Shares	PRC	2004/06/09
03332	Nanjing Sinolife United Co. Ltd. – H Shares	PRC	2014/01/15
00212	Nanyang Holdings Ltd.	Bermuda	1954/09/15
01236	National Agricultural Holdings Ltd.	Cayman Islands	1999/12/17
00213	National Electronics Holdings Ltd.	Bermuda	1985/02/04
01227	National Investments Fund Ltd.	Cayman Islands	2002/09/27
00254	National United Resources Holdings Ltd.	Hong Kong	1972/11/16
00157	Natural Beauty Bio-Technology Ltd.	Cayman Islands	2002/03/28
00462	Natural Dairy (NZ) Holdings Ltd.	Cayman Islands	2005/06/10
02083	Nature Home Holding Co. Ltd.	Cayman Islands	2011/05/26
01868	Neo-Neon Holdings Ltd.	Cayman Islands	2006/12/15
00070	Neptune Group Ltd.	Hong Kong	n.a.
00777	NetDragon Websoft Inc.	Cayman Islands	2008/06/24
00234	New Century Group Hong Kong Ltd.	Bermuda	1972/11/24
01336	New China Life Insurance Co. Ltd. – H Shares	PRC	2011/12/15
00456	New City Development Group Ltd.	Cayman Islands	1993/07/14
02221	New Concepts Holdings Ltd.	Cayman Islands	2014/09/19
00360	New Focus Auto Tech Holdings Ltd.	Cayman Islands	2005/02/28
06108	New Ray Medicine International Holding Ltd.	Bermuda	2013/10/25
00472	New Silkroad Culturaltainment Ltd.	Bermuda	1988/01/29
00299	New Sports Group Ltd.	Cayman Islands	2004/04/30
00166	New Times Energy Corporation Ltd.	Bermuda	1998/10/13
00917	New World China Land Ltd.	Cayman Islands	1999/07/16
00825	New World Department Store China Ltd.	Cayman Islands	2007/07/12
00017	New World Development Co. Ltd.	Hong Kong	1972/11/23
00055	Newway Group Holdings Ltd.	Bermuda	1992/09/10
00342	NewOcean Energy Holdings Ltd.	Bermuda	1993/03/03
01231	Newton Resources Ltd.	Cayman Islands	2011/07/04
01323	Newtree Group Holdings Ltd.	Cayman Islands	2011/01/13
00282	Next Digital Ltd.	Hong Kong	n.a.
01316	Nexteer Automotive Group Ltd.	Cayman Islands	2013/10/07
01462	Nga Chun Holdings Co. Ltd.	Cayman Islands	2014/10/16
01047	Ngai Hing Hong Co. Ltd.	Bermuda	1994/04/25
01246	Ngai Shun Holdings Ltd.	Cayman Islands	2013/10/16
02689	Nine Dragons Paper (Holdings) Ltd.	Bermuda	2006/03/03
01245	Niraku GC Holdings, Inc.	Japan	2015/04/08
01438	Nirvana Asia Ltd.	Cayman Islands	2014/12/17
02322	Noble Century Investment Holdings Ltd.	Bermuda	2003/04/09
00061	North Asia Resources Holdings Ltd.	Bermuda	1999/07/06
00433	North Mining Shares Co. Ltd.	Bermuda	n.a.
00042	Northeast Electric Development Co. Ltd. – H Shares	PRC	1995/07/06
01048	Novo Group Ltd.	Singapore	2010/12/06
02222	NVC Lighting Holding Ltd.	Cayman Islands	2010/05/20
00659	NWS Holdings Ltd.	Bermuda	1997/04/25
00860	O Luxe Holdings Ltd.	Cayman Islands	2002/09/03
01319	Oi Wah Pawnshop Credit Holdings Ltd.	Cayman Islands	2013/03/12
06123	On Time Logistics Holdings Ltd.	Cayman Islands	2014/07/11
00426	One Media Group Ltd.	Cayman Islands	2005/10/18
00877	O-Net Technologies (Group) Ltd.	Cayman Islands	2010/04/29
01140	OP Financial Investments Ltd.	Cayman Islands	2003/03/20
00798	Optics Valley Union Holding Co. Ltd.	Cayman Islands	2014/03/28
01132	Orange Sky Golden Harvest Entertainment (Holdings) Ltd.	Bermuda	1994/11/23
00316	Orient Overseas (International) Ltd.	Bermuda	1992/07/31
00265	Orient Victory China Holdings Ltd.	Cayman Islands	n.a.
00430	Oriental Explorer Holdings Ltd.	Bermuda	1993/03/30
00018	Oriental Press Group Ltd.	Hong Kong	1987/08/18
00398	Oriental Watch Holdings Ltd.	Bermuda	1993/10/12
06899	Ourgame International Holdings Ltd.	Cayman Islands	2014/06/30

List of listed companies on Main Board (continued)

End of 2015

Code	Company name	Incorporation	Listing date
03366	Overseas Chinese Town (Asia) Holdings Ltd.	Cayman Islands	2005/11/02
02014	Ozner Water International Holding Ltd.	Cayman Islands	2014/06/17
00574	Pa Shun Pharmaceutical International Holdings Ltd.	Cayman Islands	2015/06/19
01174	Pacific Andes International Holdings Ltd.	Bermuda	1994/10/03
02343	Pacific Basin Shipping Ltd.	Bermuda	2004/07/14
00432	Pacific Century Premium Developments Ltd.	Bermuda	1993/09/20
00543	Pacific Online Ltd.	Cayman Islands	2007/12/18
00767	Pacific Plywood Holdings Ltd.	Bermuda	1995/11/20
01382	Pacific Textiles Holdings Ltd.	Cayman Islands	2007/05/18
01010	PacMOS Technologies Holdings Ltd.	Bermuda	1994/02/18
00239	Pak Fah Yeow International Ltd.	Bermuda	1991/12/18
02668	Pak Tak International Ltd.	Bermuda	2001/12/06
00495	Paladin Ltd.	Bermuda	1988/07/20
00617	Paliburg Holdings Ltd.	Bermuda	1993/12/17
00556	Pan Asia Environmental Protection Group Ltd.	Cayman Islands	2007/12/21
02078	PanAsialum Holdings Co. Ltd.	Cayman Islands	2013/02/05
01180	Paradise Entertainment Ltd.	Bermuda	1997/01/20
03368	Parkson Retail Group Ltd.	Cayman Islands	2005/11/30
00327	PAX Global Technology Ltd.	Bermuda	2010/12/20
01263	PC Partner Group Ltd.	Cayman Islands	2012/01/12
00008	PCCW Ltd.	Hong Kong	1994/10/18
00402	Peace Map Holding Ltd.	Cayman Islands	2006/03/14
01968	Peak Sport Products Co., Ltd.	Cayman Islands	2009/09/29
00632	Pearl Oriental Oil Ltd.	Bermuda	1993/04/30
01326	Pegasus Entertainment Holdings Ltd.	Cayman Islands	2012/10/31
00676	Pegasus International Holdings Ltd.	Bermuda	1996/10/11
00618	Peking University Resources (Holdings) Co. Ltd.	Bermuda	1991/10/07
00725	Perennial International Ltd.	Bermuda	1996/12/30
01830	Perfect Shape (PRC) Holdings Ltd.	Cayman Islands	2012/02/10
00765	Perfectech International Holdings Ltd.	Bermuda	1992/10/23
00850	PetroAsian Energy Holdings Ltd.	Cayman Islands	2002/11/13
00857	PetroChina Co. Ltd. – H Shares	PRC	2000/04/07
02178	Petro-king Oilfield Services Ltd.	British Virgin Islands	2013/03/06
01515	Phoenix Healthcare Group Co. Ltd.	Cayman Islands	2013/11/29
02008	Phoenix Satellite Television Holdings Ltd.	Cayman Islands	2000/06/30
02328	PICC Property and Casualty Co. Ltd. – H Shares	PRC	2003/11/06
00752	Pico Far East Holdings Ltd.	Cayman Islands	1992/09/28
01079	Pine Technology Holdings Ltd.	Bermuda	1999/11/26
02318	Ping An Insurance (Group) Co. of China Ltd. – H Shares	PRC	2004/06/24
00364	Ping Shan Tea Group Ltd.	Cayman Islands	2002/08/30
00224	Pioneer Global Group Ltd.	Bermuda	n.a.
00635	Playmates Holdings Ltd.	Bermuda	1994/01/06
00869	Playmates Toys Ltd.	Bermuda	2008/02/01
00379	PME Group Ltd.	Cayman Islands	2002/11/13
00225	Pokfulam Development Co. Ltd.	Hong Kong	1972/12/19
03636	Poly Culture Group Corporation Ltd. – H Shares	PRC	2014/03/06
00119	Poly Property Group Co., Ltd.	Hong Kong	1973/08/30
00208	Polytec Asset Holdings Ltd.	Cayman Islands	1998/09/09
00589	Portico International Holdings Ltd.	Bermuda	2003/10/31
03813	Pou Sheng International (Holdings) Ltd.	Bermuda	2008/06/06
00006	Power Assets Holdings Ltd.	Hong Kong	n.a.
01238	Powerlong Real Estate Holdings Ltd.	Cayman Islands	2009/10/14
01913	PRADA S.p.A.	Italy	2011/06/24
00803	Prosperity International Holdings (H.K.) Ltd.	Bermuda	2001/08/02
00310	Prosperity Investment Holdings Ltd.	Bermuda	1992/12/21
02378	Prudential plc	England	2010/05/25
00626	Public Financial Holdings Ltd.	Bermuda	1991/10/03
01498	PuraPharm Corporation Ltd.	Cayman Islands	2015/07/08
01358	PW Medtech Group Ltd.	Cayman Islands	2013/11/08
00498	PYI Corporation Ltd.	Bermuda	1993/09/21
01478	Q Technology (Group) Co. Ltd.	Cayman Islands	2014/12/02
00499	Qingdao Holdings International Ltd.	Bermuda	1988/07/22
06198	Qingdao Port International Co., Ltd. – H Shares	PRC	2014/06/06
01122	Qingling Motors Co. Ltd. – H Shares	PRC	1994/08/17
03369	Qinhuangdao Port Co., Ltd. – H Shares	PRC	2013/12/12
00243	QPL International Holdings Ltd.	Bermuda	1987/01/20
01348	Quali-Smart Holdings Ltd.	Cayman Islands	2013/01/23
00952	Quam Ltd.	Bermuda	1997/09/24
03868	Qunxing Paper Holdings Co. Ltd.	Cayman Islands	2007/10/02
00229	Raymond Industrial Ltd.	Hong Kong	1984/11/22
00802	RCG Holdings Ltd.	Bermuda	2009/02/10
00246	Real Gold Mining Ltd.	Cayman Islands	2009/02/23
02010	Real Nutriceutical Group Ltd.	Cayman Islands	2010/02/19
01196	Realord Group Holdings Ltd.	Bermuda	1997/01/20
01528	Red Star Macalline Group Corporation Ltd. – H Shares	PRC	2015/06/26
01622	Redco Properties Group Ltd.	Cayman Islands	2014/01/30
00078	Regal Hotels International Holdings Ltd.	Bermuda	n.a.
00575	Regent Pacific Group Ltd.	Cayman Islands	1997/05/19
02199	Regina Miracle International (Holdings) Ltd.	Cayman Islands	2015/10/08
01387	Renhe Commercial Holdings Co. Ltd.	Cayman Islands	2008/10/22
03628	RENHENG Enterprise Holdings Ltd.	Cayman Islands	2011/11/18
00885	Rentian Technology Holdings Ltd.	Cayman Islands	2001/07/12
00376	ReOrient Group Ltd.	Hong Kong	1987/07/17
00164	REX Global Entertainment Holdings Ltd.	Bermuda	1973/01/26
00555	REXLot Holdings Ltd.	Bermuda	2000/09/28
00313	Richly Field China Development Ltd.	Bermuda	1993/01/05

List of listed companies on Main Board (continued)

End of 2015

Code	Company name	Incorporation	Listing date
00281	Rivera (Holdings) Ltd.	Hong Kong	1973/01/23
00932	RM Group Holdings Ltd.	Cayman Islands	2013/10/11
01098	Road King Infrastructure Ltd.	Bermuda	1996/07/04
00888	RoadShow Holdings Ltd.	Bermuda	2001/06/28
00578	Rosan Resources Holdings Ltd.	Bermuda	1997/05/15
01189	Rosedale Hotel Holdings Ltd.	Bermuda	1997/10/06
01198	Royale Furniture Holdings Ltd.	Cayman Islands	2002/05/15
01520	Runway Global Holdings Co. Ltd.	Cayman Islands	2013/12/03
02288	Rykadan Capital Ltd.	Cayman Islands	2009/08/21
00251	S E A Holdings Ltd.	Bermuda	1973/10/03
01255	S. Culture International Holdings Ltd.	Cayman Islands	2013/07/11
01184	S.A.S. Dragon Holdings Ltd.	Bermuda	1994/10/17
00178	Sa Sa International Holdings Ltd.	Cayman Islands	1997/06/13
00237	Safety Godown Co. Ltd.	Hong Kong	1973/01/09
03822	Sam Woo Construction Group Ltd.	Cayman Islands	2014/10/16
00531	Samson Holding Ltd.	Cayman Islands	2005/11/17
00731	Samson Paper Holdings Ltd.	Bermuda	1995/12/01
01910	Samsonite International S.A.	Luxembourg	2011/06/16
00236	San Miguel Brewery Hong Kong Ltd.	Hong Kong	n.a.
00482	Sandmartin International Holdings Ltd.	Bermuda	2005/05/12
01928	Sands China Ltd.	Cayman Islands	2009/11/30
00631	Sany Heavy Equipment International Holdings Co. Ltd.	Cayman Islands	2009/11/25
00583	SCMP Group Ltd.	Bermuda	1990/06/29
01399	Scud Group Ltd.	Cayman Islands	2006/12/21
00491	See Corporation Ltd.	Bermuda	1992/06/10
00205	SEEC Media Group Ltd.	Bermuda	1993/01/05
00981	Semiconductor Manufacturing International Corporation	Cayman Islands	2004/03/18
01447	SFK Construction Holdings Ltd.	Bermuda	2015/12/10
01812	Shandong Chenming Paper Holdings Ltd. – H Shares	PRC	2008/06/18
00568	Shandong Molong Petroleum Machinery Co. Ltd. – H Shares	PRC	2007/02/07
01066	Shandong Weigao Group Medical Polymer Co. Ltd. – H Shares	PRC	2004/02/27
00719	Shandong Xinhua Pharmaceutical Co. Ltd. – H Shares	PRC	1996/12/31
02727	Shanghai Electric Group Co. Ltd. – H Shares	PRC	2005/04/28
02196	Shanghai Fosun Pharmaceutical (Group) Co., Ltd. – H Shares	PRC	2012/10/30
01385	Shanghai Fudan Microelectronics Group Co. Ltd. – H Shares	PRC	2000/08/04
01349	Shanghai Fudan-Zhangjiang Bio-Pharmaceutical Co. Ltd. – H Shares	PRC	2002/08/13
06826	Shanghai Haohai Biological Technology Co., Ltd. – H Shares	PRC	2015/04/30
00363	Shanghai Industrial Holdings Ltd.	Hong Kong	1996/05/30
00563	Shanghai Industrial Urban Development Group Ltd.	Bermuda	1993/09/10
00770	Shanghai International Shanghai Growth Investment Ltd.	Cayman Islands	1993/11/30
02006	Shanghai Jin Jiang Int'l Hotels (Group) Co. Ltd. – H Shares	PRC	2006/12/15
06116	Shanghai La Chapelle Fashion Co., Ltd. – H Shares	PRC	2014/10/09
02607	Shanghai Pharmaceuticals Holding Co., Ltd. – H Shares	PRC	2011/05/20
02345	Shanghai Prime Machinery Co. Ltd. – H Shares	PRC	2006/04/27
01103	Shanghai Tonva Petrochemical Co., Ltd. – H Shares	PRC	2005/07/13
00755	Shanghai Zendaï Property Ltd.	Bermuda	1992/10/27
00069	Shangri-La Asia Ltd.	Bermuda	1993/06/17
01335	Sheen Tai Holdings Group Co. Ltd.	Cayman Islands	2012/07/13
00851	Sheng Yuan Holdings Ltd.	Bermuda	1998/12/02
02066	Shengjing Bank Co., Ltd. – H Shares	PRC	2014/12/29
01080	Shengli Oil & Gas Pipe Holdings Ltd.	Cayman Islands	2009/12/18
00829	Shenguan Holdings (Group) Ltd.	Cayman Islands	2009/10/13
00300	Shenji Group Kunming Machine Tool Co. Ltd. – H Shares	PRC	1993/12/07
00218	Shenwan Hongyuan (H.K.) Ltd.	Hong Kong	n.a.
00747	Shenyang Public Utility Holdings Co. Ltd. – H Shares	PRC	1999/12/16
00548	Shenzhen Expressway Co. Ltd. – H Shares	PRC	1997/03/12
00152	Shenzhen International Holdings Ltd.	Bermuda	1972/09/25
00604	Shenzhen Investment Ltd.	Hong Kong	1997/03/07
02313	Shenzhou International Group Holdings Ltd.	Cayman Islands	2005/11/24
01831	ShiFang Holding Ltd.	Cayman Islands	2010/12/03
00485	Shihua Development Co. Ltd.	Bermuda	1988/04/12
00813	Shimao Property Holdings Ltd.	Cayman Islands	2006/07/05
00312	Shirble Department Store Holdings (China) Ltd.	Cayman Islands	2010/11/17
00666	SHK Hong Kong Industries Ltd.	Hong Kong	1990/12/21
00103	Shougang Concord Century Holdings Ltd.	Hong Kong	1992/04/09
00730	Shougang Concord Grand (Group) Ltd.	Bermuda	1991/08/08
00697	Shougang Concord International Enterprises Co. Ltd.	Hong Kong	1991/04/30
00639	Shougang Fushan Resources Group Ltd.	Hong Kong	1990/10/02
01241	Shuanghua Holdings Ltd.	Cayman Islands	2011/06/30
00272	Shui On Land Ltd.	Cayman Islands	2006/10/04
00650	Shun Cheong Holdings Ltd.	Bermuda	1992/10/07
00253	Shun Ho Resources Holdings Ltd.	Hong Kong	n.a.
00219	Shun Ho Technology Holdings Ltd.	Hong Kong	1973/05/10
00242	Shun Tak Holdings Ltd.	Hong Kong	1973/01/25
01165	Shunfeng International Clean Energy Ltd.	Cayman Islands	2011/07/13
01142	Siberian Mining Group Co. Ltd.	Cayman Islands	2002/11/08
00107	Sichuan Expressway Co. Ltd. – H Shares	PRC	1997/10/07
00460	Sihuan Pharmaceutical Holdings Group Ltd.	Bermuda	2010/10/28
00886	Silver Base Group Holdings Ltd.	Cayman Islands	2009/04/08
00171	Silver Grant International Industries Ltd.	Hong Kong	n.a.
01616	Silverman Holdings Ltd.	Cayman Islands	2012/07/12
02000	SIM Technology Group Ltd.	Bermuda	2005/06/30
00244	Sincere Co. Ltd., The	Hong Kong	n.a.
00444	Sincere Watch (Hong Kong) Ltd.	Cayman Islands	2005/10/17
01105	Sing Tao News Corporation Ltd.	Bermuda	1996/07/10
00716	Singamas Container Holdings Ltd.	Hong Kong	1993/07/08

List of listed companies on Main Board (continued)

End of 2015

Code	Company name	Incorporation	Listing date
01177	Sino Biopharmaceutical Ltd.	Cayman Islands	2003/12/08
00628	Sino Credit Holdings Ltd.	Bermuda	2002/07/24
01096	Sino Energy International Holdings Group Ltd.	Cayman Islands	2011/09/28
00361	Sino Golf Holdings Ltd.	Bermuda	2000/12/20
01106	Sino Hajjing Holdings Ltd.	Cayman Islands	2003/06/25
01663	Sino Harbour Holdings Group Ltd.	Bermuda	2011/07/22
01221	Sino Hotels (Holdings) Ltd.	Cayman Islands	1995/03/08
00083	Sino Land Co. Ltd.	Hong Kong	1981/04/08
00702	Sino Oil and Gas Holdings Ltd.	Bermuda	2000/02/09
00766	Sino Prosper (Group) Holdings Ltd.	Cayman Islands	2002/05/15
00223	Sino Resources Group Ltd.	Cayman Islands	2002/04/10
00297	Sinofert Holdings Ltd.	Bermuda	1996/09/30
00250	Sino-i Technology Ltd.	Hong Kong	n.a.
01168	Sinolink Worldwide Holdings Ltd.	Bermuda	1998/06/08
01418	Sinomax Group Ltd.	Cayman Islands	2014/07/10
00623	SinoMedia Holding Ltd.	Hong Kong	2008/07/08
03377	Sino-Ocean Land Holdings Ltd.	Hong Kong	2007/09/28
02386	SINOPEC Engineering (Group) Co., Ltd. – H Shares	PRC	2013/05/23
00934	Sinopec Kantons Holdings Ltd.	Bermuda	1999/06/25
01033	Sinopec Oilfield Service Corporation – H Shares	PRC	1994/03/29
00338	Sinopec Shanghai Petrochemical Co. Ltd. – H Shares	PRC	1993/07/26
01099	Sinopharm Group Co. Ltd. – H Shares	PRC	2009/09/23
01020	Sinoref Holdings Ltd.	Cayman Islands	2010/07/07
01297	Sinosoft Technology Group Ltd.	Cayman Islands	2013/07/09
00724	Sino-Tech International Holdings Ltd.	Bermuda	2000/07/03
00598	Sinotrans Ltd. – H Shares	PRC	2003/02/13
00368	Sinotrans Shipping Ltd.	Hong Kong	2007/11/23
03808	Sinotruk (Hong Kong) Ltd.	Hong Kong	2007/11/28
00529	SiS International Holdings Ltd.	Bermuda	1992/08/18
01362	SiS Mobile Holdings Ltd.	Cayman Islands	2015/01/15
01308	SITC International Holdings Co. Ltd.	Cayman Islands	2010/10/06
01023	Sitoy Group Holdings Ltd.	Cayman Islands	2011/12/06
00880	SJM Holdings Ltd.	Hong Kong	2008/07/16
03882	Sky Light Holdings Ltd.	Cayman Islands	2015/07/02
00059	Skyfame Realty (Holdings) Ltd.	Bermuda	1993/11/16
00593	SkyOcean International Holdings Ltd.	Bermuda	1993/07/27
01141	Skyway Securities Group Ltd.	Bermuda	1998/03/12
00751	Skyworth Digital Holdings Ltd.	Bermuda	2000/04/07
00395	Smartac Group China Holdings Ltd.	Cayman Islands	2002/10/28
00315	SmarTone Telecommunications Holdings Ltd.	Bermuda	1996/10/31
02366	SMI Culture Group Holdings Ltd.	Bermuda	2004/06/30
00198	SMI Holdings Group Ltd.	Bermuda	1973/02/07
00983	SOCAM Development Ltd.	Bermuda	1997/02/03
00380	Softpower International Ltd.	Bermuda	2000/12/21
00410	SOHO China Ltd.	Cayman Islands	2007/10/08
00757	Solargiga Energy Holdings Ltd.	Cayman Islands	2008/03/31
01166	Solartech International Holdings Ltd.	Bermuda	1996/12/12
02878	Solomon Systech (International) Ltd.	Cayman Islands	2004/04/08
00967	Sound Global Ltd.	Singapore	2010/09/30
00878	Soundwill Holdings Ltd.	Bermuda	1997/03/21
00619	South China Financial Holdings Ltd.	Hong Kong	1993/07/16
00413	South China Holdings Co. Ltd.	Cayman Islands	1987/06/16
00076	South Sea Petroleum Holdings Ltd.	Hong Kong	1984/09/24
01908	South West Eco Development Ltd.	Cayman Islands	2012/12/14
00252	Southeast Asia Properties & Finance Ltd.	Hong Kong	n.a.
01878	SouthGobi Resources Ltd.	Canada	2010/01/29
00812	Southwest Securities International Securities Ltd.	Bermuda	2002/01/30
00970	Sparkle Roll Group Ltd.	Bermuda	1997/09/18
00540	Speedy Global Holdings Ltd.	Cayman Islands	2013/01/15
01700	Springland International Holdings Ltd.	Cayman Islands	2010/10/21
01251	SPT Energy Group Inc.	Cayman Islands	2011/12/23
01207	SRE Group Ltd.	Bermuda	1999/12/10
02005	SSY Group Ltd.	Cayman Islands	2005/12/20
02888	Standard Chartered PLC	England	2002/10/31
00403	Starlite Holdings Ltd.	Bermuda	1993/03/03
01836	Stella International Holdings Ltd.	Cayman Islands	2007/07/06
00084	Stelux Holdings International Ltd.	Bermuda	1972/10/02
00852	Strong Petrochemical Holdings Ltd.	Cayman Islands	2009/01/12
00211	Styland Holdings Ltd.	Bermuda	1991/12/05
01182	Success Dragon International Holdings Ltd.	Bermuda	1994/10/17
00487	Success Universe Group Ltd.	Bermuda	1988/05/03
01430	Suchuang Gas Corporation Ltd.	Cayman Islands	2015/03/11
00912	Suga International Holdings Ltd.	Bermuda	2002/09/18
00102	Summit Ascent Holdings Ltd.	Bermuda	1994/01/10
06808	Sun Art Retail Group Ltd.	Hong Kong	2011/07/27
01383	Sun Century Group Ltd.	Cayman Islands	2007/02/22
00365	Sun East Technology (Holdings) Ltd.	Bermuda	2000/10/16
00125	Sun Hing Vision Group Holdings Ltd.	Bermuda	1999/05/25
00086	Sun Hung Kai & Co. Ltd.	Hong Kong	1983/10/03
00016	Sun Hung Kai Properties Ltd.	Hong Kong	1972/09/08
00580	Sun.King Power Electronics Group Ltd.	Cayman Islands	2010/10/13
01918	Sunac China Holdings Ltd.	Cayman Islands	2010/10/07
01063	Suncorp Technologies Ltd.	Bermuda	1994/05/10
01568	Sundart Holdings Ltd.	British Virgin Islands	2015/12/29
01771	Sunfonda Group Holdings Ltd.	Cayman Islands	2014/05/15
02382	Sunny Optical Technology (Group) Co. Ltd.	Cayman Islands	2007/06/15

List of listed companies on Main Board (continued)

End of 2015

Code	Company name	Incorporation	Listing date
02608	Sunshine 100 China Holdings Ltd.	Cayman Islands	2014/03/13
02012	Sunshine Oilsands Ltd.	Canada	2012/03/01
00188	Sunwah Kingsway Capital Holdings Ltd.	Bermuda	2000/09/15
00058	Sunway International Holdings Ltd.	Bermuda	1999/09/03
01228	Superb Summit International Group Ltd.	Cayman Islands	2001/09/18
00723	Sustainable Forest Holdings Ltd.	Bermuda	1991/07/18
00019	Swire Pacific Ltd.	Hong Kong	n.a.
01972	Swire Properties Ltd.	Hong Kong	2012/01/18
01223	Symphony Holdings Ltd.	Bermuda	1995/03/01
02340	Synergis Holdings Ltd.	Bermuda	2003/10/09
01613	Synerstone Communication Corporation	Cayman Islands	2012/04/18
01991	Ta Yang Group Holdings Ltd.	Cayman Islands	2007/06/08
00928	Tack Fiori International Group Ltd.	Cayman Islands	2002/04/29
00088	Tai Cheung Holdings Ltd.	Bermuda	1972/12/11
00146	Tai Ping Carpets International Ltd.	Bermuda	n.a.
00089	Tai Sang Land Development Ltd.	Hong Kong	1973/02/21
00918	Takson Holdings Ltd.	Bermuda	1997/10/15
00760	Talent Property Group Ltd.	Bermuda	1995/08/08
00693	Tan Chong International Ltd.	Bermuda	1998/07/07
01181	Tang Palace (China) Holdings Ltd.	Cayman Islands	2011/04/19
00573	Tao Heung Holdings Ltd.	Cayman Islands	2007/06/29
06161	Target Insurance (Holdings) Ltd.	Hong Kong	2015/01/15
00621	Taung Gold International Ltd.	Bermuda	1995/12/18
00515	TC Orient Lighting Holdings Ltd.	Cayman Islands	2006/06/23
01136	TCC International Holdings Ltd.	Cayman Islands	1997/10/06
02618	TCL Communication Technology Holdings Ltd.	Cayman Islands	2004/09/27
00334	TCL Display Technology Holdings Ltd.	Bermuda	1997/06/18
01070	TCL Multimedia Technology Holdings Ltd.	Cayman Islands	1999/11/26
03823	Tech Pro Technology Development Ltd.	Cayman Islands	2007/09/06
01298	Techcomp (Holdings) Ltd.	Bermuda	2011/12/21
01206	Technovator International Ltd.	Singapore	2011/10/27
00669	Techtronic Industries Co. Ltd.	Hong Kong	1990/12/17
01143	Telefield International (Holdings) Ltd.	Cayman Islands	2011/01/27
00511	Television Broadcasts Ltd.	Hong Kong	1988/11/23
06880	Tempus Holdings Ltd.	Cayman Islands	2011/12/13
01979	Ten Pao Group Holdings Ltd.	Cayman Islands	2015/12/11
00700	Tencent Holdings Ltd.	Cayman Islands	2004/06/16
06868	Tenfu (Cayman) Holdings Co. Ltd.	Cayman Islands	2011/09/26
01219	Tenwow International Holdings Ltd.	Cayman Islands	2013/09/17
00093	Termbray Industries International (Holdings) Ltd.	Bermuda	1991/10/23
00277	Tern Properties Co. Ltd.	Hong Kong	n.a.
01201	Tesson Holdings Ltd.	Bermuda	1998/06/23
02678	Texhong Textile Group Ltd.	Cayman Islands	2004/12/09
00321	Texwinca Holdings Ltd.	Bermuda	1992/08/06
01339	The People's Insurance Co. (Group) of China Ltd. - H Shares	PRC	2012/12/07
00990	Theme International Holdings Ltd.	Bermuda	1994/01/25
00028	Tian An China Investments Co. Ltd.	Hong Kong	1987/03/18
01980	Tian Ge Interactive Holdings Ltd.	Cayman Islands	2014/07/09
02118	Tian Shan Development (Holding) Ltd.	Cayman Islands	2010/07/15
00266	Tian Teck Land Ltd.	Hong Kong	n.a.
00455	Tianda Pharmaceuticals Ltd.	Cayman Islands	1992/03/30
00609	Tiande Chemical Holdings Ltd.	Cayman Islands	2006/10/27
00826	Tiangong International Co. Ltd.	Cayman Islands	2007/07/26
01619	Tianhe Chemicals Group Ltd.	British Virgin Islands	2014/06/20
01065	Tianjin Capital Environmental Protection Group Co. Ltd.-H Sh	PRC	1994/05/17
00882	Tianjin Development Holdings Ltd.	Hong Kong	1997/12/10
01265	Tianjin Jinran Public Utilities Co. Ltd. - H Shares	PRC	2004/01/09
03382	Tianjin Port Development Holdings Ltd.	Cayman Islands	2006/05/24
00819	Tianneng Power International Ltd.	Cayman Islands	2007/06/11
00756	Tianyi (Summi) Holdings Ltd.	Cayman Islands	2008/07/10
06836	Tianyun International Holdings Ltd.	British Virgin Islands	2015/07/07
01115	Tibet 5100 Water Resources Holdings Ltd.	Cayman Islands	2011/06/30
01470	Tic Tac International Holdings Co. Ltd.	Cayman Islands	2015/05/12
02033	Time Watch Investments Ltd.	Cayman Islands	2013/02/05
01327	Time2U International Holding Ltd.	Cayman Islands	2015/01/30
01233	Times Property Holdings Ltd.	Cayman Islands	2013/12/11
00322	Tingyi (Cayman Islands) Holding Corp.	Cayman Islands	1996/02/05
01192	Titan Petrochemicals Group Ltd.	Bermuda	1998/06/17
02283	TK Group (Holdings) Ltd.	Cayman Islands	2013/12/20
02383	TOM Group Ltd.	Cayman Islands	2004/08/04
00258	Tomson Group Ltd.	Cayman Islands	n.a.
01666	Tong Ren Tang Technologies Co. Ltd. - H Shares	PRC	2000/10/31
00698	Tongda Group Holdings Ltd.	Cayman Islands	2000/12/22
01249	Tonly Electronics Holdings Ltd.	Cayman Islands	2013/08/15
00333	Top Form International Ltd.	Bermuda	1991/12/16
03688	Top Spring International Holdings Ltd.	Cayman Islands	2011/03/23
02323	Topsearch International (Holdings) Ltd.	Bermuda	2002/06/21
03886	Town Health International Medical Group Ltd.	Bermuda	2000/10/18
01083	Towngas China Co. Ltd.	Cayman Islands	2005/12/08
00903	TPV Technology Ltd.	Bermuda	1999/10/08
00536	Tradelink Electronic Commerce Ltd.	Hong Kong	2005/10/28
00062	Transport International Holdings Ltd.	Bermuda	n.a.
01235	Travel Expert (Asia) Enterprises Ltd.	Cayman Islands	2011/09/29
00696	TravelSky Technology Ltd. - H Shares	PRC	2001/02/07
01300	Trigiant Group Ltd.	Cayman Islands	2012/03/19
00891	Trinity Ltd.	Bermuda	2009/11/03

List of listed companies on Main Board (continued)

End of 2015

Code	Company name	Incorporation	Listing date
00458	Tristate Holdings Ltd.	Bermuda	1988/01/06
02468	Trony Solar Holdings Co. Ltd.	Cayman Islands	2010/10/07
00732	Truly International Holdings Ltd.	Cayman Islands	1991/07/29
01986	Tsaker Chemical Group Ltd.	Cayman Islands	2015/07/03
00206	TSC Group Holdings Ltd.	Cayman Islands	2005/11/28
00417	Tse Sui Luen Jewellery (International) Ltd.	Bermuda	1987/06/30
00247	Tsim Sha Tsui Properties Ltd.	Hong Kong	1972/07/20
00168	Tsingtao Brewery Co. Ltd. – H Shares	PRC	1993/07/15
01314	Tsui Wah Holdings Ltd.	Cayman Islands	2012/11/26
00518	Tungtex (Holdings) Co. Ltd.	Hong Kong	1988/12/15
00687	Tysan Holdings Ltd.	Bermuda	1991/03/26
01483	U Banquet Group Holding Ltd.	Cayman Islands	2013/12/10
00768	UBA Investments Ltd.	Cayman Islands	2000/01/18
00620	UDL Holdings Ltd.	Bermuda	1991/09/30
02327	U-Home Group Holdings Ltd.	Bermuda	2003/10/14
01468	UKF (Holdings) Ltd.	Cayman Islands	2012/08/24
00722	UMP Healthcare Holdings Ltd.	Cayman Islands	2015/11/27
00690	Uni-Bio Science Group Ltd.	Cayman Islands	2001/11/12
00220	Uni-President China Holdings Ltd.	Cayman Islands	2007/12/17
00486	United Company RUSAL Plc	Jersey	2010/01/27
00467	United Energy Group Ltd.	Bermuda	1992/04/08
03933	United Laboratories International Holdings Ltd., The	Cayman Islands	2007/06/15
00176	United Pacific Industries Ltd.	Bermuda	1994/04/28
00686	United Photovoltaics Group Ltd.	Bermuda	2000/04/13
00913	Unity Investments Holdings Ltd.	Cayman Islands	1999/10/27
02211	Universal Health International Group Holding Ltd.	Cayman Islands	2013/12/12
02666	Universal Medical Fin & Technical Advisory Services Co. Ltd.	Hong Kong	2015/07/08
01026	Universal Technologies Holdings Ltd.	Cayman Islands	2001/10/26
01046	Universe International Holdings Ltd.	Bermuda	1999/07/20
00307	Up Energy Development Group Ltd.	Bermuda	1992/12/02
00335	Upbest Group Ltd.	Cayman Islands	2000/10/18
00627	U-RIGHT International Holdings Ltd.	Bermuda	2000/11/13
01002	V.S. International Group Ltd.	Cayman Islands	2002/02/08
00082	V1 Group Ltd.	Bermuda	1991/10/25
06210	Vale S.A. – DR	Brazil	2010/12/08
00821	Value Convergence Holdings Ltd.	Hong Kong	2001/04/09
00806	Value Partners Group Ltd.	Cayman Islands	2007/11/22
01036	Vanke Property (Overseas) Ltd.	Cayman Islands	1996/11/08
00015	Vantage International (Holdings) Ltd.	Bermuda	2000/09/08
00710	Varitronix International Ltd.	Bermuda	1991/07/01
02317	Vedan International (Holdings) Ltd	Cayman Islands	2003/06/27
01173	Veeko International Holdings Ltd.	Cayman Islands	1999/04/19
00539	Victory City International Holdings Ltd.	Bermuda	1996/05/13
01139	Victory Group Ltd.	Bermuda	1998/02/16
00422	Vietnam Manufacturing and Export Processing (Holdings) Ltd.	Cayman Islands	2007/12/20
03331	Vinda International Holdings Ltd.	Cayman Islands	2007/07/10
01315	Vision Fame International Holding Ltd.	Cayman Islands	2012/01/18
00862	Vision Values Holdings Ltd.	Cayman Islands	1998/10/14
06133	Vital Mobile Holdings Ltd.	Cayman Islands	2015/06/26
00345	Vitasoy International Holdings Ltd.	Hong Kong	1994/03/30
01178	Vitop Bioenergy Holdings Ltd.	Cayman Islands	2003/02/10
00318	Vongroup Ltd.	Cayman Islands	2001/10/09
00856	VST Holdings Ltd.	Cayman Islands	2002/05/09
00303	VTech Holdings Ltd.	Bermuda	1992/11/05
00278	Wah Ha Realty Co. Ltd.	Hong Kong	1972/04/24
01305	Wai Chi Holdings Co. Ltd.	Cayman Islands	2014/11/18
01013	Wai Chun Group Holdings Ltd.	Bermuda	1997/02/03
00660	Wai Chun Mining Industry Group Co. Ltd.	Cayman Islands	1993/02/05
00610	Wai Kee Holdings Ltd.	Bermuda	1992/08/28
00897	Wai Yuen Tong Medicine Holdings Ltd.	Bermuda	1997/10/31
01386	Walker Group Holdings Ltd.	Cayman Islands	2007/06/07
01718	Wan Kei Group Holdings Ltd.	Cayman Islands	2015/08/11
00169	Wanda Hotel Development Co. Ltd.	Bermuda	2002/06/04
01222	Wang On Group Ltd.	Bermuda	1995/02/28
01400	Wang Tai Holdings Ltd.	Cayman Islands	2014/04/25
03939	Wanguo International Mining Group Ltd.	Cayman Islands	2012/07/10
00401	Wanjia Group Holdings Ltd.	Cayman Islands	2013/10/11
00151	Want Want China Holdings Ltd.	Cayman Islands	2008/03/26
03393	Wasion Group Holdings Ltd.	Cayman Islands	2005/12/19
01161	Water Oasis Group Ltd.	Cayman Islands	2002/03/11
02338	Weichai Power Co. Ltd. – H Shares	PRC	2004/03/11
02698	Weiqiao Textile Co. Ltd. – H Shares	PRC	2003/09/24
00382	Welling Holding Ltd.	Hong Kong	1993/12/20
02120	Wenzhou Kangning Hospital Co., Ltd. – H Shares	PRC	2015/11/20
02233	West China Cement Ltd.	Jersey	2010/08/23
00288	WH Group Ltd.	Cayman Islands	2014/08/05
00004	Wharf (Holdings) Ltd., The	Hong Kong	n.a.
00020	Wheelock and Co. Ltd.	Hong Kong	n.a.
00854	Willas-Array Electronics (Holdings) Ltd.	Bermuda	2013/12/06
03322	Win Hanverky Holdings Ltd.	Cayman Islands	2006/09/06
00287	Winfair Investment Co. Ltd.	Hong Kong	n.a.
00063	Winfoong International Ltd.	Bermuda	1986/02/26
00183	Winfull Group Holdings Ltd.	Cayman Islands	2007/09/05
00864	Wing Lee Property Investments Ltd.	Bermuda	2013/03/19
00289	Wing On Company International Ltd.	Bermuda	n.a.
00369	Wing Tai Properties Ltd.	Bermuda	1973/02/07

List of listed companies on Main Board (continued)

End of 2015

Code	Company name	Incorporation	Listing date
06838	Winox Holdings Ltd.	Cayman Islands	2011/07/20
00209	Winshine Entertainment & Media Holding Co. Ltd.	Bermuda	2002/03/06
01733	Winsway Enterprises Holdings Ltd.	British Virgin Islands	2010/10/11
01661	Wisdom Sports Group	Cayman Islands	2013/07/11
02236	Wison Engineering Services Co. Ltd.	Cayman Islands	2012/12/28
01260	Wonderful Sky Financial Group Holdings Ltd.	Cayman Islands	2012/03/30
00099	Wong's International Holdings Ltd.	Bermuda	1983/12/15
00532	Wong's Kong King International (Holdings) Ltd.	Bermuda	1989/07/10
00713	World Houseware (Holdings) Ltd.	Cayman Islands	1993/04/15
00305	Wuling Motors Holdings Ltd.	Bermuda	1992/11/23
01025	Wumart Stores, Inc. – H Shares	PRC	2003/11/21
01289	Wuxi Sunlit Science and Technology Co. Ltd. – H Shares	PRC	2014/11/11
01889	Wuyi International Pharmaceutical Co. Ltd.	Cayman Islands	2007/02/01
01369	Wuzhou International Holdings Ltd.	Cayman Islands	2013/06/13
01128	Wynn Macau, Ltd.	Cayman Islands	2009/10/09
00520	Xiabuxiabu Catering Management (China) Holdings Co., Ltd.	Cayman Islands	2014/12/17
03378	Xiamen International Port Co. Ltd. – H Shares	PRC	2005/12/19
03666	Xiao Nan Guo Restaurants Holdings Ltd.	Cayman Islands	2012/07/04
03663	Xiezhong International Holdings Ltd.	Cayman Islands	2012/06/18
01148	Xinchen China Power Holdings Ltd.	Cayman Islands	2013/03/13
01899	Xingda International Holdings Ltd.	Cayman Islands	2006/12/21
00098	Xingfa Aluminium Holdings Ltd.	Cayman Islands	2008/03/31
00505	Xingye Copper International Group Ltd.	Cayman Islands	2007/12/27
00309	Xinhua News Media Holdings Ltd.	Cayman Islands	2003/07/25
00811	Xinhua Winshare Publishing and Media Co., Ltd. – H Shares	PRC	2007/05/30
02208	Xinjiang Goldwind Science & Technology Co., Ltd. – H Shares	PRC	2010/10/08
00840	Xinjiang Tianye Water Saving Irrigation System Co Ltd –H Shs	PRC	2008/01/24
03833	Xinjiang Xinxin Mining Industry Co., Ltd. – H Shares	PRC	2007/10/12
02699	Xinming China Holdings Ltd.	Cayman Islands	2015/07/06
01799	Xinte Energy Co., Ltd. – H Shares	PRC	2015/12/30
00868	Xinyi Glass Holdings Ltd.	Cayman Islands	2005/02/03
00968	Xinyi Solar Holdings Ltd.	Cayman Islands	2013/12/12
02088	Xiwang Property Holdings Co. Ltd.	Bermuda	2005/12/09
01266	Xiwang Special Steel Co. Ltd.	Hong Kong	2012/02/23
01368	Xtep International Holdings Ltd.	Cayman Islands	2008/06/03
00075	Y. T. Realty Group Ltd.	Bermuda	1984/11/12
01480	Yan Tat Group Holdings Ltd.	Cayman Islands	2014/12/08
00346	Yanchang Petroleum International Ltd.	Bermuda	2001/04/19
06869	Yangtze Optical Fibre and Cable Joint Stock Ltd. Co. – H Shs	PRC	2014/12/10
00294	Yangtzekiang Garment Ltd.	Hong Kong	n.a.
02218	Yantai North Andre Juice Co. Ltd. – H Shares	PRC	2003/04/22
01171	Yanzhou Coal Mining Co. Ltd. – H Shares	PRC	1998/04/01
01230	Yashili International Holdings Ltd.	Cayman Islands	2010/11/01
03708	Yat Sing Holdings Ltd.	Cayman Islands	2015/01/14
00406	Yau Lee Holdings Ltd.	Bermuda	1991/08/29
01662	Yee Hop Holdings Ltd.	Cayman Islands	2015/12/18
00259	Yeebo (International Holdings) Ltd.	Bermuda	1993/09/01
02393	Yestar International Holdings Co. Ltd.	Cayman Islands	2013/10/11
00375	YGM Trading Ltd.	Hong Kong	1988/01/25
02213	Yi Hua Holdings Ltd.	Cayman Islands	2013/12/11
01558	YiChang HEC ChangJiang Pharmaceutical Co., Ltd. – H Shares	PRC	2015/12/29
03639	Yida China Holdings Ltd.	Cayman Islands	2014/06/27
02168	Yingde Gases Group Co. Ltd.	Cayman Islands	2009/10/08
00408	Yip's Chemical Holdings Ltd.	Cayman Islands	1991/08/22
03608	Yongsheng Advanced Materials Co. Ltd.	Cayman Islands	2013/11/27
02788	Yorkey Optical International (Cayman) Ltd.	Cayman Islands	2006/02/10
02268	Youyuan International Holdings Ltd.	Cayman Islands	2010/05/27
00332	Yuan Heng Gas Holdings Ltd.	Bermuda	1992/09/25
02789	Yuanda China Holdings Ltd.	Cayman Islands	2011/05/17
01431	YuanShengTai Dairy Farm Ltd.	Bermuda	2013/11/26
00629	Yue Da Mining Holdings Ltd.	Cayman Islands	2001/11/29
00551	Yue Yuen Industrial (Holdings) Ltd.	Bermuda	1992/07/02
01191	Yueshou Environmental Holdings Ltd.	Bermuda	1994/10/26
00123	Yuexiu Property Co. Ltd.	Hong Kong	1992/12/15
01052	Yuexiu Transport Infrastructure Ltd.	Bermuda	1997/01/30
00613	Yugang International Ltd.	Bermuda	1993/11/12
02728	Yuhua Energy Holdings Ltd.	Cayman Islands	2005/07/14
06839	Yunnan Water Investment Co., Ltd. – H Shares	PRC	2015/05/27
00096	Yusei Holdings Ltd.	Cayman Islands	2005/10/13
01628	Yuzhou Properties Co. Ltd.	Cayman Islands	2009/11/02
02098	Zall Development Group Ltd.	Cayman Islands	2011/07/13
00185	ZH International Holdings Ltd.	Hong Kong	1972/12/20
01818	Zhaojin Mining Industry Co. Ltd. – H Shares	PRC	2006/12/08
00576	Zhejiang Expressway Co. Ltd. – H Shares	PRC	1997/05/15
01057	Zhejiang Shibao Co. Ltd. – H Shares	PRC	2006/05/16
01527	Zhejiang Tengy Environmental Technology Co., Ltd. – H Shares	PRC	2015/10/12
03363	Zhengye International Holdings Co. Ltd.	Bermuda	2011/06/03
00564	Zhengzhou Coal Mining Machinery Group Co. Ltd. – H Shares	PRC	2012/12/05
01220	Zhidao International (Holdings) Ltd.	Bermuda	1997/09/23
00672	Zhong An Real Estate Ltd.	Cayman Islands	2007/11/13
01538	Zhong Ao Home Group Ltd.	Cayman Islands	2015/11/25
00475	Zhong Fa Zhan Holdings Ltd.	Cayman Islands	2007/04/17
01064	Zhong Hua International Holdings Ltd.	Bermuda	1997/10/13
00909	Zhongda International Holdings Ltd.	Bermuda	2001/11/01
00881	Zhongsheng Group Holdings Ltd.	Cayman Islands	2010/03/26
02379	Zhongtian International Ltd.	Cayman Islands	2004/09/22

List of listed companies on Main Board *(continued)*

End of 2015

Code	Company name	Incorporation	Listing date
03633	Zhongyu Gas Holdings Ltd.	Cayman Islands	2001/06/05
03737	Zhongzhi Pharmaceutical Holdings Ltd.	Cayman Islands	2015/07/13
01176	Zhuguang Holdings Group Co. Ltd.	Bermuda	1996/12/09
00908	Zhuhai Holdings Investment Group Ltd.	Bermuda	1998/05/26
03898	Zhuzhou CSR Times Electric Co., Ltd. – H Shares	PRC	2006/12/20
02899	Zijin Mining Group Co., Ltd. – H Shares	PRC	2003/12/23
00948	Z-Obee Holdings Ltd.	Bermuda	2010/03/01
01157	Zoomlion Heavy Industry Science and Technology Co., Ltd-H Sh	PRC	2010/12/23
00763	ZTE Corporation – H Shares	PRC	2004/12/09
06866	Zuoli Kechuang Micro-finance Co. Ltd. – H Shares	PRC	2015/01/13

n.a. Information is not available

List of listed companies on GEM

End of 2015

Code	Company name	Incorporation	Listing date
08131	abc Multiactive Ltd.	Bermuda	2001/01/31
08061	AcrossAsia Ltd.	Cayman Islands	2000/07/13
08279	AGTech Holdings Ltd.	Bermuda	2004/01/19
08290	Ahsay Backup Software Development Co. Ltd.	Cayman Islands	2015/10/08
08088	AID Partners Capital Holdings Ltd.	Cayman Islands	2000/04/17
08295	Asian Capital Holdings Ltd.	Cayman Islands	2010/06/18
08025	Asian Capital Resources (Holdings) Ltd.	Cayman Islands	1999/12/16
08148	Aurum Pacific (China) Group Ltd.	Cayman Islands	2004/01/09
08216	Bamboos Health Care Holdings Ltd.	Cayman Islands	2014/07/08
08095	Beijing Beida Jade Bird Universal Sci-Tech Co. Ltd. – H Shs	PRC	2000/07/27
08138	Beijing Tong Ren Tang Chinese Medicine Co. Ltd.	Hong Kong	2013/05/07
08220	Bingo Group Holdings Ltd.	Cayman Islands	2002/11/12
08247	Biosino Bio-Technology and Science Incorporation – H Shares	PRC	2006/02/27
08312	Brilliance Worldwide Holdings Ltd.	Cayman Islands	2010/11/25
08239	Capital Finance Holdings Ltd.	Bermuda	2002/11/15
08235	CCID Consulting Co. Ltd. – H Shares	PRC	2002/12/12
08212	Celebrate International Holdings Ltd.	Cayman Islands	2002/05/14
08020	Chanceton Financial Group Ltd.	Cayman Islands	2011/10/12
08016	Changhong Jiahua Holdings Ltd.	Bermuda	2000/01/24
08087	China 33 Media Group Ltd.	Cayman Islands	2011/02/28
08078	China 3D Digital Entertainment Ltd.	Bermuda	2000/12/19
08090	China Assurance Finance Group Ltd.	Cayman Islands	2012/01/06
08255	China Binary Sale Technology Ltd.	Cayman Islands	2013/12/04
08129	China Bio Cassava Holdings Ltd.	Cayman Islands	2001/05/18
08182	China Candy Holdings Ltd.	Cayman Islands	2015/11/11
08270	China CBM Group Co. Ltd.	Bermuda	2003/08/12
08206	China Communication Telecom Services Co. Ltd.	Cayman Islands	2002/11/15
08120	China Demeter Investments Ltd.	Bermuda	2001/04/10
08175	China Digital Culture (Group) Ltd.	Bermuda	2003/02/25
08166	China Eco-Farming Ltd.	Bermuda	2002/02/05
08055	China E-Learning Group Ltd.	Cayman Islands	2001/12/05
08116	China Fortune Investments (Holding) Ltd.	Cayman Islands	2000/07/25
08128	China Ground Source Energy Industry Group Ltd.	Cayman Islands	2001/11/30
08225	China Health Group Inc.	Cayman Islands	2003/07/10
08178	China Information Technology Development Ltd.	Cayman Islands	2001/12/11
08083	China Innovationpay Group Ltd.	Bermuda	2000/04/14
08081	China Mobile Games and Cultural Investment Ltd.	Bermuda	2000/06/19
08071	China Netcom Technology Holdings Ltd.	Cayman Islands	2001/03/02
08306	China Nonferrous Metals Co. Ltd.	Bermuda	2005/02/28
08132	China Oil Gangran Energy Group Holdings Ltd.	Cayman Islands	2011/05/18
08361	China Parenting Network Holdings Ltd.	Cayman Islands	2015/07/08
08117	China Primary Energy Holdings Ltd.	Cayman Islands	2001/12/13
08158	China Regenerative Medicine International Ltd.	Cayman Islands	2001/07/18
08325	China Smartpay Group Holdings Ltd.	Cayman Islands	2009/08/28
08111	China Technology Solar Power Holdings Ltd.	Cayman Islands	2001/01/03
08171	China Trends Holdings Ltd.	Cayman Islands	2002/07/31
08156	China Vanguard Group Ltd.	Cayman Islands	2002/11/12
08099	China Wood Optimization (Holding) Ltd.	Cayman Islands	2014/01/06
08230	China Yu Tian Holdings Ltd.	Cayman Islands	2015/12/29
08009	Chinese Energy Holdings Ltd.	Hong Kong	2000/03/31
08272	Chinese Food and Beverage Group Ltd.	Cayman Islands	2003/06/27
08089	Chinese Strategic Holdings Ltd.	Bermuda	2000/05/18
08233	CIG Yangtze Ports PLC	Cayman Islands	2005/09/16
08098	CL Group (Holdings) Ltd.	Cayman Islands	2011/03/08
08356	CNC Holdings Ltd.	Cayman Islands	2010/08/30
08153	Code Agriculture (Holdings) Ltd.	Bermuda	2001/03/30
08190	Combust Holdings Ltd.	Cayman Islands	2002/02/08
08368	Creative China Holdings Ltd.	Cayman Islands	2015/11/18
08109	Creative Energy Solutions Holdings Ltd.	Bermuda	2002/01/31
08207	Credit China Holdings Ltd.	Cayman Islands	2010/11/19
08310	Dafeng Port Heshun Technology Co. Ltd.	Cayman Islands	2013/08/22
08243	Dahe Media Co. Ltd. – H Shares	PRC	2003/11/13
08268	Deson Construction International Holdings Ltd.	Cayman Islands	2015/01/08
08337	Directel Holdings Ltd.	Cayman Islands	2010/06/02
08086	DX.com Holdings Ltd.	Bermuda	2000/08/02
08222	E Lighting Group Holdings Ltd.	Cayman Islands	2014/09/29
08079	Easy Repay Finance & Investment Ltd.	Bermuda	2001/10/15
08218	Echo International Holdings Group Ltd.	Cayman Islands	2013/10/11
08169	Eco-Tek Holdings Ltd.	Cayman Islands	2001/12/05
08176	EDS Wellness Holdings Ltd.	Bermuda	2002/02/19
08213	Epicurean and Co., Ltd.	Cayman Islands	2003/03/18
08031	ETS Group Ltd.	Cayman Islands	2012/01/09
08022	Evershine Group Holdings Ltd.	Hong Kong	2001/08/13
08248	FDB Holdings Ltd.	Cayman Islands	2015/09/30
08331	Feishang Non-metal Materials Technology Ltd.	Cayman Islands	2015/12/29
08317	Finet Group Ltd.	Bermuda	2005/01/07
08018	Finsoft Financial Investment Holdings Ltd.	Cayman Islands	2013/09/26
08123	First China Financial Network Holdings Ltd.	Cayman Islands	2002/01/11
08215	First Credit Finance Group Ltd.	Bermuda	2011/12/13
08030	Flying Financial Service Holdings Ltd.	Cayman Islands	2012/05/07
08112	Focus Media Network Ltd.	Cayman Islands	2011/07/28
08179	Food Idea Holdings Ltd.	Cayman Islands	2011/07/08
08366	Fraser Holdings Ltd.	Cayman Islands	2015/11/02
08126	G.A. Holdings Ltd.	Cayman Islands	2002/06/17
08100	GET Holdings Ltd.	Bermuda	2001/12/31
08271	Global Digital Creations Holdings Ltd.	Bermuda	2003/08/04

List of listed companies on GEM (continued)

End of 2015

Code	Company name	Incorporation	Listing date
08192	Global Energy Resources International Group Ltd.	Bermuda	2002/11/29
08060	Global Link Communications Holdings Ltd.	Cayman Islands	2002/11/13
08063	Global Mastermind Holdings Ltd.	Cayman Islands	2000/12/07
08007	Global Strategic Group Ltd.	Cayman Islands	2000/04/17
08059	Glory Flame Holdings Ltd.	Cayman Islands	2014/08/15
08159	Glory Mark Hi-Tech (Holdings) Ltd.	Cayman Islands	2002/01/04
08266	Gold Tat Group International Ltd.	Cayman Islands	2003/05/09
08038	Golden Power Group Holdings Ltd.	Cayman Islands	2015/06/05
08036	Goldenmars Technology Holdings Ltd.	Cayman Islands	2013/09/09
08108	Grand Peace Group Holdings Ltd.	Bermuda	2000/07/14
08299	Grand T G Gold Holdings Ltd.	Cayman Islands	2004/09/23
08196	Great Water Holdings Ltd.	Cayman Islands	2015/12/09
08003	Great World Company Holdings Ltd.	Cayman Islands	1999/12/02
08193	GreaterChina Professional Services Ltd.	Cayman Islands	2011/05/31
08121	Guru Online (Holdings) Ltd.	Cayman Islands	2015/05/29
08261	Haitian Hydropower International Ltd.	Cayman Islands	2012/07/06
08019	Hao Wen Holdings Ltd.	Cayman Islands	2001/07/20
08046	Heng Xin China Holdings Ltd.	Bermuda	2003/04/16
08137	Honbridge Holdings Ltd.	Cayman Islands	2002/01/08
08048	Hong Kong Jewellery Holding Ltd.	Bermuda	2000/06/30
08085	Hong Kong Life Sciences and Technologies Group Ltd.	Cayman Islands	2002/03/07
08191	Hong Wei (Asia) Holdings Co. Ltd.	Hong Kong	2014/01/08
08143	Hua Xia Healthcare Holdings Ltd.	Cayman Islands	2002/05/10
08140	ICO Group Ltd.	Cayman Islands	2015/03/18
08355	i-Control Holdings Ltd.	Cayman Islands	2015/05/27
08202	Inno-Tech Holdings Ltd.	Bermuda	2002/08/12
08186	IR Resources Ltd.	Bermuda	2001/12/31
08092	ITE (Holdings) Ltd.	Cayman Islands	2001/02/21
08326	JC Group Holdings Ltd.	Cayman Islands	2013/11/21
08133	Jete Power Holdings Ltd.	Cayman Islands	2015/04/30
08101	Jia Meng Holdings Ltd.	Cayman Islands	2013/10/15
08165	Jian ePayment Systems Ltd.	Cayman Islands	2001/12/10
08045	Jiangsu Nandasoft Technology Co. Ltd. - H Shares	PRC	2001/04/24
08049	Jilin Province Huinan Changlong Bio-pharmacy Co. Ltd. -H shs	PRC	2001/05/24
08203	Kaisun Energy Group Ltd.	Cayman Islands	2004/01/20
08125	Kate China Holdings Ltd.	Hong Kong	2014/07/18
08315	King Force Security Holdings Ltd.	Cayman Islands	2014/08/20
08181	Kong Shum Union Property Management (Holding) Ltd.	Cayman Islands	2013/10/11
08141	KPa-BM Holdings Ltd.	Cayman Islands	2015/10/08
08027	KPM Holding Ltd.	Cayman Islands	2015/07/10
08170	KSL Holdings Ltd.	Cayman Islands	2014/12/05
08077	KVB Kunlun Financial Group Ltd.	Cayman Islands	2013/07/03
08305	Kwan On Holdings Ltd.	Cayman Islands	2015/03/27
08195	L & A International Holdings Ltd.	Cayman Islands	2014/10/10
08172	Lajin Entertainment Network Group Ltd.	Bermuda	2002/03/26
08369	Lap Kei Engineering (Holdings) Ltd.	Cayman Islands	2015/09/25
08351	Larry Jewelry International Co. Ltd.	Bermuda	2009/10/07
08267	Linekong Interactive Group Co., Ltd.	Cayman Islands	2014/12/30
08237	Link Holdings Ltd.	Cayman Islands	2014/07/07
08162	Loco Hong Kong Holdings Ltd.	Hong Kong	2014/08/05
08017	Long Success International (Holdings) Ltd.	Bermuda	2000/08/17
08041	Luxey International (Holdings) Ltd.	Cayman Islands	2000/07/07
08057	Madison Wine Holdings Ltd.	Cayman Islands	2015/10/08
08075	Media Asia Group Holdings Ltd.	Bermuda	2001/05/31
08307	Medicskin Holdings Ltd.	Cayman Islands	2014/12/18
08242	Megalologic Technology Holdings Ltd.	Cayman Islands	2012/01/19
08198	MelcoLot Ltd.	Cayman Islands	2002/05/17
08163	Merdeka Financial Services Group Ltd.	Cayman Islands	2002/03/07
08147	Millennium Pacific Group Holdings Ltd.	Cayman Islands	2014/07/18
08228	National Arts Entertainment and Culture Group Ltd.	Bermuda	2002/10/17
08167	Neo Telemedia Ltd.	Cayman Islands	2002/08/06
08256	Netel Technology (Holdings) Ltd.	Cayman Islands	2002/12/20
08068	New Universe International Group Ltd.	Cayman Islands	2000/05/18
08249	Ningbo WanHao Holdings Co. Ltd. - H Shares	PRC	2003/11/14
08080	North Asia Strategic Holdings Ltd.	Bermuda	2000/04/20
08197	Northeast Tiger Pharmaceutical Co. Ltd. - H Shares	PRC	2002/02/28
08246	Northern New Energy Holdings Ltd.	Cayman Islands	2011/12/30
08093	Odella Leather Holdings Ltd.	Cayman Islands	2015/02/12
08245	On Real International Holdings Ltd.	Cayman Islands	2015/09/30
08001	Orient Securities International Holdings Ltd.	Cayman Islands	2014/01/15
08067	Oriental University City Holdings (H.K.) Ltd.	Hong Kong	2015/01/16
08316	Pak Wing Group (Holdings) Ltd.	Cayman Islands	2015/08/10
08173	Pan Asia Mining Ltd.	Cayman Islands	2002/05/09
08311	Perfect Optronics Ltd.	Cayman Islands	2014/02/07
08066	Phoenitron Holdings Ltd.	Cayman Islands	2001/12/20
08097	Pinestone Captial Ltd.	Cayman Islands	2015/06/12
08053	Pizu Group Holdings Ltd.	Cayman Islands	2004/08/06
08011	Polyard Petroleum International Group Ltd.	Cayman Islands	2002/07/12
08236	Powerleader Science & Technology Group Ltd. - H Shares	PRC	2002/12/12
08265	Powerwell Pacific Holdings Ltd.	Bermuda	2011/01/26
08201	PPS International (Holdings) Ltd.	Cayman Islands	2013/06/17
08026	Prosten Technology Holdings Ltd.	Cayman Islands	2000/03/28
08177	REF Holdings Ltd.	Cayman Islands	2015/09/25
08072	Roma Group Ltd.	Cayman Islands	2013/02/25
08037	Rui Kang Pharmaceutical Group Investments Ltd.	Bermuda	2004/06/17
08096	Ruifeng Petroleum Chemical Holdings Ltd.	Cayman Islands	2002/02/27

List of listed companies on GEM (continued)

End of 2015

Code	Company name	Incorporation	Listing date
08082	Sage International Group Ltd.	Bermuda	2001/11/02
08200	Sau San Tong Holdings Ltd.	Cayman Islands	2003/11/19
08363	SDM Group Holdings Ltd.	Cayman Islands	2014/10/14
08150	Seamless Green China (Holdings) Ltd.	Bermuda	2001/08/10
08127	Season Pacific Holdings Ltd.	Cayman Islands	2015/10/07
08258	Shaanxi Northwest New Technology Industry Co. Ltd. -H Shares	PRC	2003/07/03
08058	Shandong Luoxin Pharmaceutical Group Stock Co., Ltd. - H Shs	PRC	2005/12/09
08205	Shanghai Jiaoda Withub Information Industrial Co Ltd - H Shs	PRC	2002/07/31
08115	Shanghai Qingpu Fire-Fighting Equipment Co. Ltd. - H Shares	PRC	2004/06/30
08286	Shanxi Changcheng Microlight Equipment Co. Ltd. - H Shares	PRC	2004/05/18
08301	Shenzhen Mingwah Aohan High Technology Corp. Ltd. - H Shares	PRC	2004/07/07
08329	Shenzhen Neptunus Interlong Bio-Technique Co. Ltd. -H Shares	PRC	2005/09/12
08250	Silk Road Energy Services Group Ltd.	Cayman Islands	2004/06/18
08076	Sing Lee Software (Group) Ltd.	Bermuda	2001/09/05
08006	Sino Splendid Holdings Ltd.	Cayman Islands	2000/03/09
08296	Sino-Life Group Ltd.	Cayman Islands	2009/09/09
08047	Sky Forever Supply Chain Management Group Ltd.	Bermuda	2001/11/01
08155	South China Assets Holdings Ltd.	Cayman Islands	2002/07/18
08277	Steed Oriental (Holdings) Co. Ltd.	Cayman Islands	2015/02/23
08029	Sun International Resources Ltd.	Cayman Islands	2000/12/14
08008	Sunevision Holdings Ltd.	Cayman Islands	2000/03/17
08226	Sunrise (China) Technology Group Ltd.	Cayman Islands	2002/07/19
08105	Synergy Group Holdings International Ltd.	Cayman Islands	2015/03/24
08103	Tai Shing International (Holdings) Ltd.	Cayman Islands	2000/09/08
08336	Telecom Digital Holdings Ltd.	Cayman Islands	2014/05/30
08145	Telecom Service One Holdings Ltd.	Cayman Islands	2013/05/30
08051	TeleEye Holdings Ltd.	Cayman Islands	2001/05/08
08122	Thelloy Development Group Ltd.	Cayman Islands	2015/10/09
08119	Thiz Technology Group Ltd.	Cayman Islands	2001/07/27
08348	Tianjin Binhai Teda Logistics (Group) Corporation Ltd.-H Shs	PRC	2008/04/30
08189	Tianjin TEDA Biomedical Engineering Co. Ltd. - H Shares	PRC	2002/06/18
08028	Timeless Software Ltd.	Hong Kong	1999/11/25
08327	Top Dynamic International Holdings Ltd.	Cayman Islands	2015/10/09
08340	Vinco Financial Group Ltd.	Cayman Islands	2008/05/20
08032	Viva China Holdings Ltd.	Cayman Islands	2000/04/06
08033	Vodatel Networks Holdings Ltd.	Bermuda	2000/02/25
08269	Wealth Glory Holdings Ltd.	Cayman Islands	2010/10/14
08238	Winto Group (Holdings) Ltd.	Cayman Islands	2015/02/16
08021	WLS Holdings Ltd.	Bermuda	2001/12/07
08012	World-Link Logistics (Asia) Holding Ltd.	Cayman Islands	2015/12/29
08227	Xi'an Haitian Antenna Technologies Co. Ltd. - H Shares	PRC	2003/11/05
08050	Yunbo Digital Synergy Group Ltd.	Cayman Islands	2000/07/24
08005	Yuxing InfoTech Investment Holdings Ltd.	Bermuda	2000/01/31
08260	Zebra Strategic Holdings Ltd.	Cayman Islands	2013/04/10
08106	Zheda Lande Scitech Ltd. - H Shares	PRC	2002/05/03
08139	Zhejiang Chang'an Renheng Technology Co., Ltd. - H Shares	PRC	2015/01/16
08273	Zhejiang Prospect Co. Ltd. - H Shares	PRC	2004/02/18
08211	Zhejiang Yonglong Enterprises Co. Ltd. - H Shares	PRC	2002/11/08
08130	Zhi Cheng Holdings Ltd.	Bermuda	2002/08/26
08135	ZMFY Automobile Glass Services Ltd.	Cayman Islands	2013/09/03

List of exchange traded funds

End of 2015

Code	Name	Listing date
02819	ABF Hong Kong Bond Index Fund	2005/06/21
02821	ABF Pan Asia Bond Index Fund	2005/07/07
03145	BMO Asia High Dividend ETF	2014/11/13
03141	BMO Asia USD Investment Grade Bond ETF	2014/11/13
03143	BMO Hong Kong Banks ETF	2014/11/13
02832	Bosera FTSE China A50 Index ETF	2013/12/09
82832	Bosera FTSE China A50 Index ETF	2013/12/09
03180	ChinaAMC CES China A80 Index ETF	2013/08/26
83180	ChinaAMC CES China A80 Index ETF	2013/08/26
03188	ChinaAMC CSI 300 Index ETF	2012/07/17
83188	ChinaAMC CSI 300 Index ETF	2012/07/17
03157	ChinaAMC Hang Seng SmallCap Index ETF	2015/10/26
03051	CICC-SZSE 100 Index Tracker	2010/01/29
83008	C-Shares CSI 300 Index ETF	2013/07/08
03008	C-Shares CSI 300 Index ETF	2013/07/08
83107	C-Shares CSI Consumer Staples Index ETF	2014/05/12
03107	C-Shares CSI Consumer Staples Index ETF	2014/05/12
83132	C-Shares CSI Healthcare Index ETF	2014/05/12
03132	C-Shares CSI Healthcare Index ETF	2014/05/12
03137	CSOP CES China A80 ETF	2013/09/23
83137	CSOP CES China A80 ETF	2013/09/23
03199	CSOP China 5-Year Treasury Bond ETF	2014/02/19
83199	CSOP China 5-Year Treasury Bond ETF	2014/02/19
83129	CSOP China CSI 300 Smart ETF	2015/10/23
03129	CSOP China CSI 300 Smart ETF	2015/10/23
83122	CSOP China Ultra Short-Term Bond ETF	2015/01/20
03122	CSOP China Ultra Short-Term Bond ETF	2015/01/20
82822	CSOP FTSE China A50 ETF	2012/08/28
02822	CSOP FTSE China A50 ETF	2012/08/28
83149	CSOP MSCI China A International ETF	2015/11/26
03149	CSOP MSCI China A International ETF	2015/11/26
03021	CSOP MSCI T50 ETF	2015/01/28
83147	CSOP SZSE ChiNext ETF	2015/05/15
03147	CSOP SZSE ChiNext ETF	2015/05/15
03071	Da Cheng CSI China Mainland Consumer Tracker	2010/07/15
03061	db x-trackers CSI300 BANKS UCITS ETF	2010/03/25
03025	db x-trackers CSI300 CONSUMER DISCRETIONARY UCITS ETF	2010/03/25
03017	db x-trackers CSI300 ENERGY UCITS ETF	2010/03/25
02844	db x-trackers CSI300 FINANCIALS UCITS ETF	2010/03/25
03057	db x-trackers CSI300 HEALTH CARE UCITS ETF	2010/03/25
03005	db x-trackers CSI300 INDUSTRIALS UCITS ETF	2010/03/25
03062	db x-trackers CSI300 MATERIALS UCITS ETF	2010/03/25
02816	db x-trackers CSI300 REAL ESTATE UCITS ETF	2010/03/25
03063	db x-trackers CSI300 TRANSPORTATION UCITS ETF	2010/03/25
03049	db x-trackers CSI300 UCITS ETF	2010/03/25
03052	db x-trackers CSI300 UTILITIES UCITS ETF	2010/03/25
03007	db x-trackers FTSE China 50 UCITS ETF (DR)	2009/07/08
03087	db x-trackers FTSE VIETNAM UCITS ETF	2009/07/08
03026	db x-trackers II AUSTRALIAN DOLLAR CASH UCITS ETF	2012/01/12
03013	db x-trackers MSCI AC Asia Ex Jap H Div Yield Idx UCITS ETF	2013/04/11
03105	db x-trackers MSCI Bangladesh IM Index UCITS ETF	2013/04/11
03048	db x-trackers MSCI BRAZIL INDEX UCITS ETF (DR)	2010/02/24
03055	db x-trackers MSCI CHINA INDEX UCITS ETF (DR)	2012/01/12

List of exchange traded funds (continued)

End of 2015

Code	Name	Listing date
03035	db x-trackers MSCI EM ASIA INDEX UCITS ETF	2010/02/24
03009	db x-trackers MSCI EMERGING MARKETS INDEX UCITS ETF	2010/02/24
03045	db x-trackers MSCI INDIA INDEX UCITS ETF	2012/01/12
03099	db x-trackers MSCI INDONESIA INDEX UCITS ETF	2012/01/12
02848	db x-trackers MSCI KOREA INDEX UCITS ETF (DR)	2009/07/08
03082	db x-trackers MSCI MALAYSIA INDEX UCITS ETF (DR)	2012/01/12
03043	db x-trackers MSCI PACIFIC EX JAPAN INDEX UCITS ETF (DR)	2010/02/24
03106	db x-trackers MSCI Pakistan IM Index UCITS ETF	2013/04/11
03016	db x-trackers MSCI Philippines IM Index UCITS ETF (DR)	2013/04/11
03027	db x-trackers MSCI RUSSIA CAPPED INDEX UCITS ETF	2010/02/24
03065	db x-trackers MSCI SINGAPORE IM INDEX UCITS ETF (DR)	2013/04/11
03036	db x-trackers MSCI TAIWAN INDEX UCITS ETF (DR)	2009/06/30
03092	db x-trackers MSCI THAILAND INDEX UCITS ETF (DR)	2012/01/12
03020	db x-trackers MSCI USA INDEX UCITS ETF	2009/07/08
03019	db x-trackers MSCI WORLD INDEX UCITS ETF	2010/02/24
03015	db x-trackers NIFTY 50 UCITS ETF	2009/07/08
03011	db x-trackers US DOLLAR CASH UCITS ETF	2009/08/27
83120	E Fund CES China 120 Index ETF	2013/10/21
03120	E Fund CES China 120 Index ETF	2013/10/21
82808	E Fund Citi Chinese Government Bond 5-10 Years Index ETF	2014/03/14
02808	E Fund Citi Chinese Government Bond 5-10 Years Index ETF	2014/03/14
03100	E Fund CSI 100 A-Share Index ETF	2012/08/27
83100	E Fund CSI 100 A-Share Index ETF	2012/08/27
02830	ETFS Physical Gold ETF	2012/11/28
03119	ETFS Physical Platinum ETF	2012/11/28
03117	ETFS Physical Silver ETF	2012/11/28
83156	GFI MSCI China A International ETF	2015/07/29
03156	GFI MSCI China A International ETF	2015/07/29
82811	Haitong CSI300 Index ETF	2014/03/07
02811	Haitong CSI300 Index ETF	2014/03/07
03128	Hang Seng China A Industry Top Index ETF	2013/11/26
83128	Hang Seng China A Industry Top Index ETF	2013/11/26
02838	Hang Seng FTSE China 50 Index ETF	2005/06/08
82828	Hang Seng H-Share Index ETF	2003/12/10
02828	Hang Seng H-Share Index ETF	2003/12/10
82833	Hang Seng Index ETF	2004/09/21
02833	Hang Seng Index ETF	2004/09/21
83168	Hang Seng RMB Gold ETF	2012/02/14
83150	Harvest CSI Smallcap 500 Index ETF	2015/05/21
03150	Harvest CSI Smallcap 500 Index ETF	2015/05/21
03136	Harvest MSCI China A 50 Index ETF	2013/06/06
83136	Harvest MSCI China A 50 Index ETF	2013/06/06
83118	Harvest MSCI China A Index ETF	2012/10/12
03118	Harvest MSCI China A Index ETF	2012/10/12
83127	Horizons CSI 300 ETF	2014/09/26
03127	Horizons CSI 300 ETF	2014/09/26
03110	Horizons Hang Seng High Dividend Yield ETF	2013/06/17
02835	Horizons KOSPI 200 ETF	2011/01/17
03040	Horizons MSCI China ETF	2013/06/17
03076	Horizons S&P Asia ex JANZ Energy ETF	2012/01/27
03064	Horizons S&P Asia ex JANZ Financials ETF	2012/01/27
03075	Horizons S&P Asia ex JANZ Industrials ETF	2012/01/27
03066	Horizons S&P Asia ex JANZ IT ETF	2012/01/27

List of exchange traded funds (continued)

End of 2015

Code	Name	Listing date
03078	Horizons S&P Asia ex JANZ Materials ETF	2012/01/27
03054	Horizons S&P Emerging Asia Consumer ETF	2012/01/27
03056	Horizons S&P Global Consumer Brands ETF	2012/01/27
02846	iShares CSI 300 A-Share Index ETF	2009/11/18
03001	iShares CSI A-Share Consumer Discretionary Index ETF	2010/07/20
02841	iShares CSI A-Share Consumer Staples Index ETF	2010/07/20
03050	iShares CSI A-Share Energy Index ETF	2009/11/18
02829	iShares CSI A-Share Financials Index ETF	2009/11/18
03006	iShares CSI A-Share Infrastructure Index ETF	2009/11/18
03039	iShares CSI A-Share Materials Index ETF	2009/11/18
02823	iShares FTSE A50 China Index ETF	2004/11/18
03010	iShares MSCI AC Asia ex Japan Index ETF	2009/04/23
02801	iShares MSCI China Index ETF	2001/11/28
02802	iShares MSCI Emerging Asia Index ETF	2009/04/23
04362	iShares MSCI South Korea Index Fund #	n.a.
04363	iShares MSCI Taiwan Index Fund #	n.a.
03139	iShares RMB Bond Index ETF	2013/06/18
83139	iShares RMB Bond Index ETF	2013/06/18
02836	iShares S&P BSE SENSEX India Index ETF	2006/11/02
03124	KODEX HSI Futures ETF	2015/02/12
03134	KODEX HSI Futures RMB FX ETF	2015/02/12
02824	Lippo Select HK & Mainland Property ETF	2012/09/26
03070	Ping An of China CSI HK Dividend ETF	2012/02/15
03072	Ping An of China CSI HK Mid Cap Select ETF	2012/02/15
02818	Ping An of China CSI RAFI A-Share 50 ETF	2010/05/07
03098	Ping An of China CSI RAFI HK50 ETF	2012/02/15
03073	SPDR FTSE Greater China ETF	2010/09/20
02840	SPDR Gold Trust	2008/07/31
02800	Tracker Fund of Hong Kong	1999/11/12
03095	Value China A-Share ETF	2015/03/24
83095	Value China A-Share ETF	2015/03/24
03046	Value China ETF	2009/12/15
03081	Value Gold ETF	2010/11/03
83081	Value Gold ETF	2010/11/03
03084	Value Japan ETF	2012/05/28
03041	Value Korea ETF	2012/05/28
03060	Value Taiwan ETF	2012/05/28
03085	Vanguard FTSE Asia ex Japan High Dividend Yield Index ETF	2014/06/13
02805	Vanguard FTSE Asia ex Japan Index ETF	2013/05/15
03101	Vanguard FTSE Developed Europe Index ETF	2014/06/13
03126	Vanguard FTSE Japan Index ETF	2014/06/13
03140	Vanguard S&P 500 Index ETF	2015/05/21
02827	W.I.S.E. – CSI 300 China Tracker	2007/07/17
02825	W.I.S.E. – CSI HK 100 Tracker	2008/05/15
02817	W.I.S.E. – CSI HK Listed Mainland Consumption Tracker	2011/01/11
02839	W.I.S.E. – CSI HK Listed Mainland Real Estate Tracker	2011/01/11
03024	W.I.S.E. – SSE 50 China Tracker	2009/04/15
03102	XIE Shares CLSA GARY ETF	2015/11/11
03161	XIE Shares FTSE Chimerica ETF	2015/04/22
03091	XIE Shares India (Nifty 50) ETF	2012/02/21
03031	XIE Shares Indonesia (LQ45) ETF	2012/02/21
03090	XIE Shares Korea (KOSPI 200) ETF	2012/02/16
03029	XIE Shares Malaysia (FTSE Bursa Malaysia KLCI) ETF	2012/02/16

List of exchange traded funds *(continued)*

End of 2015

Code	Name	Listing date
03037	XIE Shares Philippines (PSEi) ETF	2012/02/21
03089	XIE Shares Taiwan (TAIEX) ETF	2012/02/16
03069	XIE Shares Thailand (SET50) ETF	2012/02/16
03002	Yuanta/P-shares Taiwan Top 50 ETF (H.K.)	2009/08/19

Under the pilot programme for trading only stock

Technical notes to tables

1. Annual turnover velocity

$$\text{Annual turnover velocity} = \frac{\text{Annual market turnover in value}}{\text{Total market capitalisation}} \times 100\%$$

2. Average book value ratio

$$\text{Average book value ratio} = \frac{\text{Total market capitalisation}}{\text{Total net assets of all listed stocks}}$$

3. Average dividend yield

$$\text{Average dividend yield} = \frac{\sum(\text{DPS} \times \text{No. of issued shares})}{\sum(\text{Closing price} \times \text{No. of issued shares})} \times 100\%$$

Dividend per share (DPS) is annualised and adjusted as and when bonus and rights issues, share splits and consolidations are made.

Number of issued shares represents year end number.

4. Average price earning ratio

$$\text{Average P/E Ratio} = \frac{\sum(\text{Closing price} \times \text{No. of issued shares})}{\sum(\text{EPS} \times \text{No. of issued shares})}$$

Earnings per share (EPS) is derived by dividing the consolidated profit after taxation less minority interests and preference dividends and before extraordinary items by the weighted average of number of issued shares during the corresponding financial year.

EPS is annualised and adjusted as and when bonus and rights issues, share splits and consolidations are made.

Number of issued shares represents year end number.

5. China-controlled company (Red Chip)

A company is deemed to be China-controlled company (Red Chip), if

- (1) the company has at least 30% shareholding held in aggregate directly by Mainland China entities, and/or through companies which are controlled by Mainland China entities. Or
- (2) the company has below 30% but 20% or above shareholding held in aggregate directly by Mainland China entities, and/or through companies which are controlled by Mainland China entities and, there is a strong influential presence, on a judgmental basis, on the company's board of directors.

Mainland China entities include state-owned organisations and entities controlled by provincial or municipal authorities.

Technical notes to tables *(continued)*

6. Contract volume (options)

The number of contracts traded, counted on a one-way basis.

7. H shares

Shares issued by a PRC issuer under PRC law and listed on the SEHK, the par value of which is denominated in Renminbi, and which are subscribed for and traded in Hong Kong dollars.

8. Listed company

A company in respect of which all or some of the equity securities are listed on the SEHK.

9. Number of listed securities

The total number of ordinary shares, preferred ordinary/preference shares, warrants, CBBC, ELI, debt securities and unit trust/mutual fund listed on the SEHK.

10. Open interest (options)

The total number of options contracts which are outstanding, i.e. not closed or exercised, as at the relevant date.

11. Premium (options)

Total amount payable by holders and payable to writers of options contracts in aspect of the writing of those contracts.

12. Total market capitalisation

The aggregate capitalisation of all listed companies which are regarded as domestic companies and foreign companies listed on the SEHK only except those under suspension for over one year.

13. Trading volume and value

Figures of trading volume and value are counted on a one-way basis.

Acronyms

AMS	Automatic Order Matching and Execution System
AMS/3	Automatic Order Matching and Execution System/Third Generation
CBBC	Callable Bull/Bear Contract
CCASS	Central Clearing and Settlement System
CNS	Continuous Net Settlement
DCASS	Derivatives Clearing and Settlement System
DR	Depository Receipt
DW	Derivative Warrant
ELI	Equity Linked Instrument
ETF	Exchange Traded Fund
EW	Equity Warrant
GEM	Growth Enterprise Market
HIBOR	Hong Kong Interbank Offered Rate
HKATS	Hong Kong Futures Automated Trading System
HKCC	HKFE Clearing Corporation Ltd
HKCE	Hong Kong Commodity Exchange Ltd
HKEX	Hong Kong Exchanges and Clearing Ltd
HKFE	Hong Kong Futures Exchange Ltd
HKMA	Hong Kong Monetary Authority
HKSCC	Hong Kong Securities Clearing Co Ltd
HSCCI	Hang Seng China-Affiliated Corporations Index
HSCEI	Hang Seng China Enterprises Index
HSI	Hang Seng Index
HSICS	Hang Seng Industry Classification System
iIPO	Internet Initial Public Offering
IPO	Initial public offering
ISI	Investor settlement instruction
LME	London Metal Exchange
LMEX	London Metal Exchange Index
NASDAQ	National Association of Securities Dealer Automated Quotations
ORS	Order Routing System
OTC Clear	OTC Clearing Hong Kong Ltd.
P/E ratio	Price/earnings ratio
REITs	Real Estate Investment Trusts
RQFII	RMB Qualified Foreign Institutional Investors
S&P	Standard and Poors
SEHK	Stock Exchange of Hong Kong Ltd, The
SEOCH	SEHK Options Clearing House Ltd, The
SFC	Securities and Futures Commission, The
SFO	Securities and Futures Ordinance
SI	Settlement instruction
SS	Stapled securities
TAPOs	Traded Average Price Options
TOPS	Traded OPtions System