


HKEX Fact Book 2016



Contents of HKEX Fact Book 2016

- Market Performance in 2016
- Major events of the Hong Kong securities and derivatives market 2016
- Market highlights
- Securities market – Main Board
 - market indices
 - listing statistics
 - market capitalisation
 - trading statistics and analysis
 - short selling
 - listed companies
 - equity warrants
 - derivative warrants
 - callable bull/bear contracts
 - debt securities
 - unit trusts and mutual funds
 - trading only stock
 - RMB securities products
 - Shanghai-Hong Kong Stock Connect
 - Shenzhen-Hong Kong Stock Connect
 - historical section
 - world stock markets
- Securities market – Growth Enterprise Market (GEM)
 - market indices
 - listing statistics
 - market capitalisation
 - trading statistics and analysis
 - listed companies
 - warrants
- Derivatives market
 - equity index products
 - interest rate products
 - equity products
 - commodity products
 - currency products
 - historical section
- LME commodities market
- Clearing statistics
- Exchange participants
- Clearing participants/members
- Hong Kong securities and derivatives markets historical events
- Appendices

Market Performance in 2016

	2015	2016	Change (%)
Stock Market			
No. of listed companies	1,866	1,973	5.73
Main Board	1,644	1,713	4.20
GEM	222	260	17.12
No. of listed securities	9,015	8,591	(4.70)
Main Board	8,792	8,330	(5.25)
GEM	223	261	17.04
No. of new listed companies ⁽¹⁾	138	126	(8.70)
Main Board	104	81	(22.12)
Transfer of listing from GEM	14	6	(57.14)
GEM	34	45	32.35
Total market capitalisation (HK\$mil)	24,683,730.69	24,761,306.37	0.31
Main Board	24,425,554.96	24,450,434.51	0.10
GEM	258,175.74	310,871.86	20.41
Total turnover value (HK\$mil) ⁽²⁾	26,090,621.55	16,396,424.97	(37.16)
Average daily	105,630.05	66,924.18	(36.64)
Main Board	104,599.02	66,448.88	(36.47)
GEM	1,031.03	475.30	(53.90)
Highest	293,910.76 (09/04)	117,309.69 (09/09)	
Lowest	38,316.02 (29/12)	44,177.04 (23/05)	
Equity funds raised (HK\$bil)	1,115.64	490.05	(56.07)
IPO	263.09	195.32	(25.76)
Main Board	260.35	190.72	(26.74)
GEM	2.74	4.59	67.49
Post-IPO	852.55	294.74	(65.43)
Main Board	833.20	280.45	(66.34)
GEM	19.35	14.29	(26.14)
Mainland Enterprises			
No. of Mainland enterprises	951	1,002	5.36
Main Board	875	920	5.14
H shares	206	218	5.83
Red chips	140	147	5.00
Mainland private enterprises	529	555	4.91
GEM	76	82	7.89
H shares	23	23	-
Red chips	5	6	20.00
Mainland private enterprises	48	53	10.42
No. of new listed H-shares ⁽¹⁾	31	15	(51.61)
Main Board	30	15	(50.00)
Transfer of listing from GEM	0	0	-
GEM	1	0	(100.00)
Market capitalisation (HK\$mil) (% of market total)	15,319,823.11 (62.06%)	15,663,894.95 (63.26%)	2.25
Main Board	15,226,315.23 (62.34%)	15,574,322.38 (63.70%)	2.29
H shares	5,157,109.86	5,316,159.06	3.08
Red chips	5,137,712.98	4,898,947.36	(4.65)
Mainland private enterprises	4,931,492.39	5,359,215.97	8.67
GEM	93,507.89 (36.22%)	89,572.57 (28.81%)	(4.21)
H shares	7,529.51	6,963.00	(7.52)
Red chips	12,987.59	13,400.09	3.18
Mainland private enterprises	72,990.78	69,209.47	(5.18)
Total turnover value (HK\$mil) (% of equity turnover)	12,705,531.95 (72.68%)	7,886,802.27 (70.59%)	(37.93)

	2015	2016	Change (%)
Stock price indices			
Hang Seng Index (31 July 1964 = 100)	21914.40	22000.56	0.39
HSI – Finance	30576.03	30308.31	(0.88)
HSI – Utilities	51113.56	50037.47	(2.11)
HSI – Properties	29907.17	28991.74	(3.06)
HSI – Commerce & Industry	12522.23	12884.63	2.89
Hang Seng China Enterprises Index (3 January 2000 = 2000)	9661.03	9394.87	(2.75)
Hang Seng China-Affiliated Corporations Index (3 January 2000 = 2000)	4052.12	3587.99	(11.45)
S&P/HKEX LargeCap Index (28 February 2003 = 10000)	27007.12	27926.13	3.40
S&P/HKEX GEM Index (28 February 2003 = 1000)	476.79	358.53	(24.80)
Equity warrants			
No. of newly issued	8	6	(25.00)
Main Board	7	5	(28.57)
GEM	1	1	-
Total premium of newly issued equity warrants (HK\$mil)	0.00	0.00	-
Main Board	0.00	0.00	-
GEM	0.00	0.00	-
No. of equity warrants	13	9	(30.77)
Main Board	12	8	(33.33)
GEM	1	1	-
Total turnover value (HK\$mil)	3,981.79	354.12	(91.11)
Main Board	3,936.11	311.39	(92.09)
GEM	45.68	42.73	(6.47)
Debt securities			
No. of debt securities	762	892	17.06
RMB bonds	155	135	(12.90)
Total turnover value (HK\$mil)	9,380.57	21,278.25	126.83
No. of newly listed debt securities	177	211	19.21
RMB bonds	24	12	(50.00)
Total fund raised (HK\$bil)	750.76	774.61	3.18
Aggregated principal amount of new listed RMB bonds (RMB bil)	44.85	29.00	(35.34)
iBond turnover value (HK\$mil) (% of debt securities)	9,362.14 (99.80%)	10,408.75 (48.92%)	11.18
Unit trusts and mutual funds			
No. of listed units trusts and mutual funds	145	157	8.28
ETFs	133	133	0.00
L&I Products	-	12	-
REITs	11	11	0.00
Total turnover value (HK\$mil) (% of Main Board total)	2,254,090.52 (8.72%)	1,103,113.77 (6.78%)	(51.06)
ETFs	2,170,959.42	1,011,412.89	(53.41)
L&I Products	-	505.32	-
REITs	82,027.60	91,086.25	11.04
Average daily turnover value (HK\$mil)	9,125.87	4,502.51	(50.66)
ETFs	8,789.31	4,128.22	(53.03)
L&I Products	-	2.06	-
REITs	332.10	371.78	11.95
No. of new listed unit trusts and mutual funds	14	34	142.86
ETFs	14	22	57.14
Multiple-counter ETFs	7	10	42.86
Trading value in RMB			
% of total multiple-counter ETFs	3.74	2.20	
Trading value of A-share ETFs (HK\$ bil) (% of ETFs)	1,479.59 (68.15%)	398.84 (39.43%)	(73.04)

	2015	2016	Change (%)
Structured products			
Derivatives warrants (DWs)			
No. of listed DWs	4,590	3,705	(19.28)
No. of new listed DWs	6,336	4,875	(23.06)
Total notional value of new listed DWs (HK\$bil)	182.37	105.84	(41.97)
Total turnover value (HK\$mil) (% of Main Board total)	4,504,078.89 (17.43%)	2,726,995.81 (16.75%)	(39.45)
Callable bull/bear contracts (CBBCs)			
No. of listed CBBCs	1,630	1,844	13.13
No. of new listed CBBCs	11,213	8,896	(20.66)
Total notional value of new listed CBBCs (HK\$bil)	483.53	363.74	(24.77)
Total turnover value (HK\$mil) (% of Main Board total)	1,836,853.88 (7.11%)	1,371,572.74 (8.42%)	(25.33)
RMB-traded securities products			
No. of RMB-traded securities	189	179	(5.29)
Equities	2	2	0.00
Debt securities	155	135	(12.90)
DWs	2	0	(100.00)
ETFs	29	41	41.38
REITs	1	1	0.00
No. of multiple-counter securities	29	41	41.38
Equities	1	1	0.00
ETFs	28	40	42.86
Total turnover value (RMB mil)	35,929.65	11,883.00	(66.93)
Equities (% of total)	100.02 (0.28%)	59.07 (0.50%)	(40.94)
DWs (% of total)	4.37 (0.01%)	0.00 (0.00%)	(100.00)
ETFs (% of total)	33,865.08 (94.25%)	9,139.66 (76.91%)	(73.01)
REITs (% of total)	1,945.09 (5.41%)	2,331.38 (19.62%)	19.86
Debt securities (% of total)	15.10 (0.04%)	352.89 (2.97%)	2,237.66
Trading-only market			
No. of ETFs	2	2	0.00
No. of NASDAQ stocks	6	6	0.00
Total turnover value (HK\$mil)	0.79	0.47	(40.79)
Shanghai-Hong Kong Stock Connect			
Southbound trading			
Number of eligible stocks	310	316	
Total trading value (HK\$mil)	777,700.82	826,775.84	6.31
Average daily	3,396.07	3,626.21	6.78
Northbound trading			
Number of eligible stocks	659	574	
Both buy and sell	569	434	
Sell only	90	140	
Margin trading	390	408	
Total trading value (RMB mil)	1,471,063.99	745,272.91	(49.34)
Average daily	6,368.24	3,212.38	(49.56)
Shenzhen-Hong Kong Stock Connect			
Southbound trading			
Number of eligible stocks	-	417	
Total trading value (HK\$mil)	-	9,164.38	-
Average daily	-	509.13	-
Northbound trading			
Number of eligible stocks	-	881	
Both buy and sell	-	881	
Sell only	-	-	
Margin trading	-	391	
Total trading value (RMB mil)	-	26,190.43	-
Average daily	-	1,540.61	-

	2015	2016	Change (%)
Derivatives market			
No. of stock futures classes (as at the year end)	74	74	-
No. of stock options classes (as at the year end)	84	84	-
Total contract volume	189,824,363	188,150,672	(0.88)
Average daily	768,520	761,744	(0.88)
All futures products	73,462,212	84,100,129	14.48
All options products	116,362,151	104,050,543	(10.58)
Top three contract volume contributor in futures market			
H-shares Index Futures			
Contract volume (% of futures total)	33,379,310 (45.44%)	33,031,130 (39.28%)	(1.04)
Open Interest	384,767	322,024	(16.31)
HSI Futures			
Contract volume (% of futures total)	21,239,775 (28.91%)	32,313,994 (38.42%)	52.14
Open Interest	97,118	123,004	26.65
Mini-HSI Futures			
Contract volume (% of futures total)	10,046,556 (13.68%)	12,477,552 (14.84%)	24.20
Open Interest	7,556	9,572	26.68
Key index options products			
H-shares Index Options			
Contract volume (% of options total)	15,304,245 (13.15%)	19,475,726 (18.72%)	27.26
Open Interest	1,625,661	2,066,340	27.11
HSI Options			
Contract volume (% of options total)	7,515,466 (6.46%)	9,353,749 (8.99%)	24.46
Open Interest	172,564	249,699	44.70
Mini-HSI Options			
Contract volume (% of options total)	1,033,813 (0.89%)	1,424,379 (1.37%)	37.78
Open Interest	4,945	11,917	140.99
Commodity market			
LME futures and options contract volume	169,557,846	156,512,730	(7.69)
In value (US\$tril)	11.9	10.3	(13.45)
Tonnes of material (bil)	3.8	3.5	(7.89)
Average daily	670,189	618,627	(7.69)

Notes:

- (1) Figures includes the number of companies for transfer of listing from GEM.
- (2) Turnover values have been adjusted for late reported and rejected sales.

Major Events of the Hong Kong Securities and Derivatives Markets 2016

Month	Event
January	<p>On 21 January, HKEX announced its Strategic Plan 2016-2018 which outlines the development roadmap for HKEX and Hong Kong's financial markets. The strategic goals are to extend and deepen HKEX's value proposition in connecting China with the world. This involves the provision of the most effective platform for cross-border market access and a unique destination market in Hong Kong for products with both Chinese and international relevance. In parallel, HKEX unveiled its new corporate identity to highlight the group's ambition as a financial markets pioneer that connects China with the world.</p>
February	<p>On 2 February, the SEHK published a "Guide on Producing Simplified Listing Documents Relating to Equity Securities for New Applications" to encourage production of a succinct listing document that is user friendly for investors. 3 seminars were held in March 2016 to help sponsors and market practitioners better understand and apply the Guide.</p> <p>On 5 February, the Hong Kong Monetary Authority (HKMA) and the Securities and Futures Commission (SFC) published conclusions to the proposals made in a joint consultation on introducing mandatory clearing and expanding mandatory reporting for the second stage of the over-the-counter derivatives regulatory regime. Subsequently on 15 July 2016, the HKMA and the SFC published further conclusions to set out the revised proposals on various technical aspects of the next stage of the regime in light of market feedback and comments.</p> <p>On 5 February, the SFC issued a circular on Leveraged and Inverse Products (L&I Products) to product issuers setting out the requirements for authorising L&I Products structured as exchange traded funds (ETFs) for public offering in Hong Kong. L&I Products are considered derivative products and should not be named "ETFs".</p> <p>On 24 February, the SFC published conclusions to a consultation to expand the scope of short position reporting and on corresponding amendments to the Securities and Futures (Short Position Reporting) Rules. The planned effective date is 15 March 2017, subject to the legislative process.</p>
March	<p>On 1 March, the SFC published conclusions to the consultation on proposed amendments to the Guidelines for the Regulation of Automated Trading Services (ATS). The ATS Guidelines took effect from 1 September 2016 when mandatory clearing of over-the-counter derivative transactions was also implemented.</p> <p>On 4 March, the SEHK launched a revamped "Environmental, Social and Governance" (ESG) webpage on the HKEX website to set out practical steps, tools and reporting guidance aimed at helping issuers to start ESG reporting under the revised ESG Reporting Guide. 12 issuer training seminars on ESG reporting were also conducted in March.</p>

Month	Event
April	<p data-bbox="367 224 1449 414">On 8 April, the SEHK issued guidance letter to set out the SEHK's revised approach to handling issuers subject to rumours or market commentaries with allegation of fraud, material accounting or corporate governance irregularities that may require a halt of trading in their securities. The revised approach has the effect of keeping any necessary trading halt to the minimum consistent with the Stock Exchange's general approach to trading halts.</p> <p data-bbox="367 459 1449 582">On 13 April, the SEHK published two listing decisions to enhance transparency and market understanding of how the SEHK interprets and applies the Listing Rules' eligibility and suitability requirements for new listings, and how it decides whether to return new listing applications.</p> <p data-bbox="367 627 1449 750">On 18 April, HKEX introduced further CCASS enhancements to improve the Stock Connect Special Segregated Account (SPSA) model, which drew a higher participation from asset management companies in Stock Connect.</p> <p data-bbox="367 795 1449 896">On 18 April, China Exchanges Services Company Limited (CESC) launched the CES Gaming Top 10 Index, which is designed to track the performance of the 10 leading Hong Kong-listed gaming stocks.</p> <p data-bbox="367 940 1449 1064">On 25 April, HKEX launched the Pre-Trade Risk Management system, which offers tools to help Participants in its derivatives market meet their needs for pre-trade controls while complementing their in-house risk controls.</p> <p data-bbox="367 1108 1449 1176">On 27 April, the SEHK issued a guidance letter on bonus issues of shares by listed companies to remind them to properly plan their bonus issues to avoid disorderly trading.</p>
May	<p data-bbox="367 1220 1449 1377">On 9 May, HKEX launched seven sector index futures contracts including the CES Gaming Top 10 Index, Hang Seng Mainland Oil & Gas Index, Hang Seng Mainland Banks Index, Hang Seng Mainland Healthcare Index, Hang Seng Mainland Properties Index, Hang Seng IT Hardware Index and Hang Seng Software & Services Index.</p> <p data-bbox="367 1422 1449 1500">On 12 May, CSOP WTI Oil Annual Roll December Futures ER ETF managed by CSOP Asset Management, the first oil futures-based ETF in Hong Kong, was listed on the SEHK.</p> <p data-bbox="367 1545 1449 1650">On 30 May, HKEX introduced cash-settled Euro-Renminbi (RMB), Japanese yen-RMB, Australian dollar-RMB and RMB-US dollar futures, with trading of the RMB-US dollar futures in US dollar and the others in RMB.</p>

Month	Event
June	<p>On 3 June, the SEHK issued a guidance letter on suitability of listing for companies that exhibit “shell” characteristics.</p> <p>On 13 June, the first L&I Products were listed in Hong Kong including the Samsung KOSPI 200 Daily (2x) Leveraged Product, Samsung KOSPI 200 Daily (-1x) Inverse Product, Samsung TOPIX Daily (2x) Leveraged Product and Samsung TOPIX Daily (-1x) Inverse Product.</p> <p>On 17 June, the SFC and HKEX jointly issued a consultation on “Proposed Enhancements to The Stock Exchange of Hong Kong Limited’s Decision-Making and Governance Structure for Listing Regulation”. Following a two-month extension of the deadline for responding to the joint consultation, the consultation period ended on 18 November 2016.</p> <p>On 23 June, Blackrock introduced six international equity ETFs on HKEX, with trading in HKD, RMB or USD. They included Hong Kong’s first ETFs traded in USD.</p> <p>On 23 June, HKEX and Thomson Reuters launched a series of RMB indices which measure the intraday performance of the RMB against Mainland China’s most important and relevant trading partners’ currencies.</p>
July	<p>On 4 July, HKEX revised the criteria for its designated securities eligible for short selling. The required turnover ratio in a 12-month period is increased from 50% to 60%; for stocks listed for not more than 60 trading days, the public float is increased from HK\$10 billion to HK\$20 billion and the aggregate turnover is increased from HK\$200 million to HK\$500 million during such period.</p> <p>On 18 July, HKEX introduced further CCASS enhancements to improve the settlement and collateral efficiencies of CCASS Participants in Stock Connect.</p> <p>On 18 July, HKFE Clearing Corporation Limited (HKCC) started to offer margin offset between USD/CNH currency futures and CNH/USD currency futures, bringing a reduction in margin costs for Clearing Participants’ offsetable positions in these two products.</p> <p>On 25 July, HKEX introduced Closing Auction Session (CAS) for its securities market to allow execution at securities’ closing prices. Some of the closing times in HKEX’s market were extended as a result of the introduction of the CAS.</p>

Month	Event
August	On 15 August, HKEX's subsidiary, OTC Clearing Hong Kong Limited (OTC Clear), launched a clearing service for cross currency swaps, serving swaps in the USD/CNH (US Dollar/Offshore RMB) currency pair.
	On 16 August, the China Securities Regulatory Commission and the SFC announced that they had approved the establishment of mutual stock market access between Shenzhen and Hong Kong (Shenzhen-Hong Kong Stock Connect).
	On 22 August, HKEX rolled out its Volatility Control Mechanism (VCM) in its securities market. VCM is a measure designed to protect market integrity by preventing extreme price volatility arising from major trading errors and other unusual incidents.
	On 31 August, the SFC designated four central counterparties (CCPs) for the purposes of the mandatory clearing obligation for certain over-the-counter derivatives transactions. They are one local CCP — OTC Clearing Hong Kong Limited — and three major overseas CCPs — Chicago Mercantile Exchange Inc, Japan Securities Clearing Corporation and LCH.Clearnet Limited.
September	On 5 September, HKEX introduced Mini-Hang Seng China Enterprises Index Options or Mini H-shares Index Options, to meet the demand from retail investors and give market participants more flexibility by providing a contract one-fifth the size of the H-shares Index Options contract.
	On 6 September, HKEX and Authority of Qianhai Shenzhen-Hong Kong Modern Service Industry Cooperation Zone signed a Memorandum of Understanding (MOU) to explore potential cooperation in the fields of financial services and financial innovation.
	On 20 September, the SFC launched a consultation proposing enhancements to the position limit regime to expand its scope and make it more responsive to financial market developments. The proposed enhancements address market participants' business needs and encourage their derivative activities on exchange markets.
	On 26 September, HKCC relaxed its cash collateral policy, allowing Clearing Participants to satisfy their RMB margin requirement of up to RMB 1 billion by any acceptable cash and/or non-cash collateral. This policy relaxation helps reduce investors' funding costs when trading RMB-denominated derivatives products.
On 27 September, the first L&I products on US equities — ChinaAMC's L&I products on NASDAQ 100 — were listed on HKEX.	

Month	Event
November	<p>On 1 November, HKEX introduced measures to improve the price visibility for its Stock Index Options market by introducing a Primary Market Maker program for Hang Seng Index Options (HSI Options) and H-shares Index Options (HHI Options); and increasing the number of option series assigned to continuous quotes market makers (CQMMs) from 24 series to 50 series for HSI Options and HHI Options and from 12 series to 25 series for Mini-HSI Options and Mini-HHI Options.</p> <p>On 1 November, HKEX introduced a fourth calendar month contract for its HSI Options and HHI Options to facilitate trading close to 3-month maturity.</p> <p>On 1 November, the SEHK enhanced the measurements in the Stock Options market by increasing the number of option series assigned to CQMMs from 24 series to 50 series, offering additional technical support to market makers and waiving the trading fee for options with premium \leq HK\$0.01 or \leq RMB0.01.</p>
December	<p>On 5 December, Shenzhen Connect was launched.</p> <p>On 9 December, the SEHK and the SFC jointly published a news release stating their concern in some cases where rights issues and open offers have not been conducted in a manner that affords fair and equal treatment to all shareholders. The SEHK also published two listing decisions to facilitate market understanding of how it interprets and applies the Listing Rules in relation to highly dilutive offers and share consolidations/subdivisions.</p> <p>On 23 December, the SFC announced the extension of the eligible indices of L&I Products listed in Hong Kong to include Hong Kong equity indices and other non-equity indices.</p>

Stock market highlights – Main Board

	Year		
	2014	2015	2016
Listed securities (as at year end)			
No. of listed companies	1,548	1,644	1,713
No. of listed securities	8,856	8,792	8,330
No. of new listed companies ⁽¹⁾	103	104	81
New listing companies	96	90	75
Transfer of listing from GEM	7	14	6
Total market capitalisation (HK\$mil)	24,892,419.04	24,425,554.96	24,450,434.51
Equity funds raised (HK\$mil)	929,399.28	1,093,551.48	471,171.95
Trading			
No. of trading days	247	247	245
Total turnover value (HK\$mil) ⁽²⁾			
Annual	16,990,272.08	25,835,958.29	16,279,975.48
Average daily	68,786.53	104,599.02	66,448.88
Total turnover volume (mil shs)			
Annual	33,929,018.76	53,091,013.41	45,177,508.51
Average daily	137,364.45	214,943.37	184,397.99
Total number of trades (deals)			
Annual	258,091,086	349,425,144	261,400,789
Average daily	1,044,903	1,414,677	1,066,942
Stock price indices			
S&P/HKEX LargeCap Index (28 February 2003 = 10000)			
High	30786.74	34685.39	30155.18
Low	25657.64	25245.78	22539.49
Year-end	28711.00	27007.12	27926.13
Hang Seng Index (31 July 1964 = 100)			
High	25317.95	28442.75	24099.70
Low	21182.16	20556.60	18319.58
Year-end	23605.04	21914.40	22000.56
Market ratios ⁽³⁾			
Average dividend yield (%)	3.44	3.46	3.24
Average P/E ratio (times)	10.94	9.90	10.53
Average book value ratio (times)	1.38	1.23	1.19
Annual turnover velocity (%)	50.10	70.53	45.22
Number of Exchange participants	540	550	592

Notes:

(1) Figures includes the number of companies for transfer of listing from GEM.

(2) Turnover values have been adjusted for late reported and rejected sales.

(3) Calculations are based on year-end figures of all listed stocks.

Stock market highlights – Growth Enterprise Market (GEM)

	Year		
	2014	2015	2016
Listed securities (as at year end)			
No. of listed companies	204	222	260
No. of listed securities	204	223	261
No. of new listed companies	19	34	45
Total market capitalisation (HK\$mil)	179,409.87	258,175.74	310,871.86
Equity funds raised (HK\$mil)	13,317.35	22,091.25	18,882.06
Trading			
No. of trading days	247	247	245
Total turnover value (HK\$mil) ⁽¹⁾			
Annual	165,458.24	254,663.27	116,449.49
Average daily	669.87	1,031.03	475.30
Total turnover volume (mil shs)			
Annual	357,646.58	602,894.91	434,388.56
Average daily	1,447.96	2,440.87	1,773.01
Total number of trades (deals)			
Annual	4,346,364	6,324,001	3,449,127
Average daily	17,597	25,603	14,078
Stock price indices			
S&P/HKEX GEM Index (28 February 2003 = 1000)			
High	581.16	822.36	462.53
Low	459.90	422.09	340.88
Year-end	477.72	476.79	358.53
Market ratios⁽²⁾			
Average dividend yield (%)	0.65	0.30	0.25
Average P/E ratio (times)	11.59	76.93	71.31
Average book value ratio (times)	3.01	4.24	4.32
Annual turnover velocity (%)	92.22	98.62	37.45

Notes:

(1) Turnover values have been adjusted for late reported and rejected sales.

(2) Calculations are based on year-end figures of GEM stocks.

Stock market highlights - Main Board and GEM

	Year																	
	1999	2000	2001	2002	2003	2004	2005	2006	2007	2008	2009	2010	2011	2012	2013	2014	2015	2016
Listed securities (as at year end)																		
No. of listed companies	708	790	867	978	1,037	1,096	1,135	1,173	1,241	1,261	1,319	1,413	1,496	1,547	1,643	1,752	1,866	1,973
No. of listed securities	1,212	1,349	1,189	1,586	1,785	2,176	2,649	3,383	6,092	5,831	6,616	7,900	6,723	6,903	8,522	9,060	9,015	8,591
No. of new listed companies ⁽¹⁾	38	90	88	117	73	70	67	62	84	49	73	113	101	64	110	122	138	126
New listing Companies	38	90	88	115	67	68	65	60	80	31	69	101	89	62	102	115	124	120
Transfer of listing from GEM	-	-	-	2	6	2	2	2	4	18	4	12	12	2	8	7	14	6
Total market capitalisation (HK\$bil)	4,734.76	4,862.44	3,946.31	3,611.32	5,547.85	6,695.89	8,179.94	13,337.71	20,697.54	10,298.75	17,874.31	21,076.96	17,537.26	21,950.13	24,042.81	25,071.83	24,683.73	24,761.31
Equity funds raised (HK\$bil)	149.70	467.34	64.43	110.51	213.76	281.80	301.71	524.54	590.85	427.25	642.12	858.72	490.39	305.36	378.86	942.72	1,115.64	490.05
Initial public offers	17.14	132.12	25.71	51.98	59.14	97.16	165.65	333.85	292.44	65.98	248.23	449.48	259.79	90.04	168.96	232.52	263.09	195.32
Secondary market	132.56	335.22	38.71	58.53	154.62	184.64	136.06	190.69	298.41	361.27	393.89	409.24	230.60	215.32	209.90	710.20	852.55	294.74
Trading																		
No. of trading days	247	247	243	247	248	249	247	247	246	245	249	249	246	247	244	247	247	245
Total turnover value (HK\$bil) ⁽²⁾																		
Annual	1,919.55	3,131.85	1,989.50	1,643.05	2,583.83	3,974.11	4,520.43	8,376.31	21,665.53	17,652.80	15,515.25	17,210.08	17,154.07	13,301.05	15,264.63	17,155.73	26,090.62	16,396.42
Average daily	7.77	12.68	8.19	6.65	10.42	15.96	18.30	33.91	88.07	72.05	62.31	69.12	69.73	53.85	62.56	69.46	105.63	66.92
Total turnover volume (bil shs)																		
Annual	1,393.78	2,354.69	1,532.37	1,611.93	2,410.38	4,023.55	5,779.81	9,481.27	23,163.37	27,104.29	24,793.87	34,991.18	39,907.28	33,967.55	34,439.74	34,286.67	53,693.91	45,611.90
Average daily	5.64	9.53	6.31	6.53	9.72	16.16	23.40	38.39	94.16	110.63	99.57	140.53	162.22	137.52	141.15	138.81	217.38	186.17
Total number of trades (deals)																		
Annual	23,063,257	36,871,325	24,123,635	20,536,648	28,803,397	37,243,835	36,956,081	64,077,041	151,585,525	141,394,810	177,641,518	193,940,737	214,853,621	191,608,513	229,470,737	262,437,450	355,749,145	264,849,916
Average daily	93,374	149,277	99,274	83,144	116,143	149,574	149,620	259,421	616,201	577,122	713,420	778,878	873,389	775,743	940,454	1,062,500	1,440,280	1,081,020
Trading by products (HK\$bil)																		
Equities	1,776.78	2,944.41	1,860.43	1,515.26	2,304.81	3,422.93	3,609.92	6,466.94	16,670.57	12,683.92	11,639.95	12,411.31	12,068.96	9,529.07	11,221.86	12,636.75	17,482.24	11,173.11
Equity warrants	10.38	8.05	3.22	1.75	1.16	2.92	2.28	2.71	5.13	1.13	0.52	1.81	0.93	0.08	0.08	3.06	3.98	0.35
Derivative warrants	119.79	159.36	105.00	112.78	264.01	524.48	856.61	1,790.06	4,693.86	3,433.74	1,654.89	2,692.46	2,629.89	1,646.44	1,783.31	2,044.51	4,504.08	2,727.00
CBBCs	-	-	-	-	-	-	-	11.34	71.38	1,039.56	1,676.06	1,455.40	1,852.14	1,533.15	1,269.23	1,229.96	1,836.85	1,371.57
ELIs	-	-	-	0.33	0.48	0.24	0.00	-	-	-	-	-	-	-	-	-	-	-
Debt securities	0.14	0.06	0.04	0.03	0.02	0.04	0.01	0.01	0.01	0.01	0.00	0.00	0.84	2.77	4.46	6.09	9.38	21.28
Unit trusts and mutual funds	12.45	19.97	20.81	12.91	13.34	23.50	51.61	105.26	224.58	494.45	543.81	649.09	601.32	589.54	985.69	1,235.36	2,254.09	1,103.11
ETFs	12.45	19.97	20.81	12.91	13.34	23.50	20.70	57.82	160.57	441.10	499.69	604.46	545.30	522.08	903.13	1,167.68	2,170.96	1,011.41
L&I Products	-	-	-	-	-	-	-	-	-	-	-	-	-	-	-	-	-	0.51
REITs	-	-	-	-	-	-	30.91	47.44	51.50	51.49	43.08	43.89	55.52	67.15	82.36	67.42	82.03	91.09
Others	0.00	0.00	0.00	0.00	0.00	0.00	0.00	0.00	12.52	1.85	1.05	0.74	0.50	0.31	0.20	0.27	1.10	0.11
Market ratios⁽³⁾																		
Average dividend yield (%)	2.20	1.99	2.89	3.36	2.92	2.83	2.87	2.19	2.20	5.37	2.32	2.30	3.30	2.80	2.98	3.42	3.42	3.21
Average P/E ratio (times)	26.77	12.95	12.30	14.98	19.08	18.80	15.61	17.39	22.56	7.27	18.19	16.72	9.71	10.52	11.28	10.94	9.99	10.64
Average book value ratio (times)	2.16	1.81	1.35	1.11	1.68	1.89	1.93	2.52	2.81	1.17	1.91	2.00	1.41	1.50	1.45	1.38	1.24	1.20
Annual turnover velocity (%)	37.53	60.55	47.14	41.96	41.54	51.12	44.13	48.49	80.54	123.16	65.12	58.89	68.82	43.41	46.67	50.40	70.82	45.12

Notes:

- (1) Figures includes the number of companies for transfer of listing from GEM.
- (2) Turnover values have been adjusted for late reported and rejected sales.
- (3) Calculations are based on year-end figures of all listed stocks.

Market highlights – Derivatives market highlights

	Year		
	2014	2015	2016
All futures and options products (excluding stock options)			
No. of trading days	247	247	247
Contract volume	67,895,178	97,360,884	114,568,558
Equity index products	67,253,695	96,313,589	113,768,466
Equity products	427,609	729,013	225,978
Interest rates products	35	96	52
RMB Currency Futures	205,049	262,433	544,891
Gold Futures #	0	0	-
London Metal Mini Futures *	8,790	55,753	29,171
Average daily	274,879	394,174	463,840
Open interest at the year end	1,640,259	2,439,302	2,968,607
Equity index products	1,613,541	2,395,818	2,915,908
Equity products	14,916	20,088	5,365
Interest rates products	5	0	40
RMB Currency Futures	9,747	23,046	47,241
Gold Futures #	0	-	-
London Metal Mini Futures *	2,050	350	53
# Trading in Gold Futures suspended with effect from 27 May 2015			
* Trading in London Metal Mini Futures commenced on 01 Dec 2014			
Stock options			
No. of stock options classes at the year end	80	84	84
No. of stock options series at the year end	23,440	29,876	31,080
No. of newly introduced stock options classes	10	5	0
No. of trading days	247	247	247
Contract volume			
Annual total	74,543,861	92,463,479	73,582,114
Average daily	301,797	374,346	297,903
Premium (HK\$ Mil)			
Annual total	52,328	80,303	38,700
Average daily	212	325	157
Number of trades			
Annual total	3,062,284	3,980,695	2,948,718
Average daily	12,398	16,116	11,938
Open interest at the year end	6,320,147	4,827,678	6,327,503
Contracts exercised	8,636,583	10,993,293	7,465,188
Average premium per contract (HK\$)	702	868	526
Average contract per trade (contracts)	24	23	25
No. of market makers	30	31	31
Put volume/call volume	0.96	0.93	0.99
Average daily contract volume/open interest	4.8%	7.8%	4.7%
All futures and options products			
Contract volume	142,439,039	189,824,363	188,150,672
Open interest at the year end	7,960,406	7,266,980	9,296,110

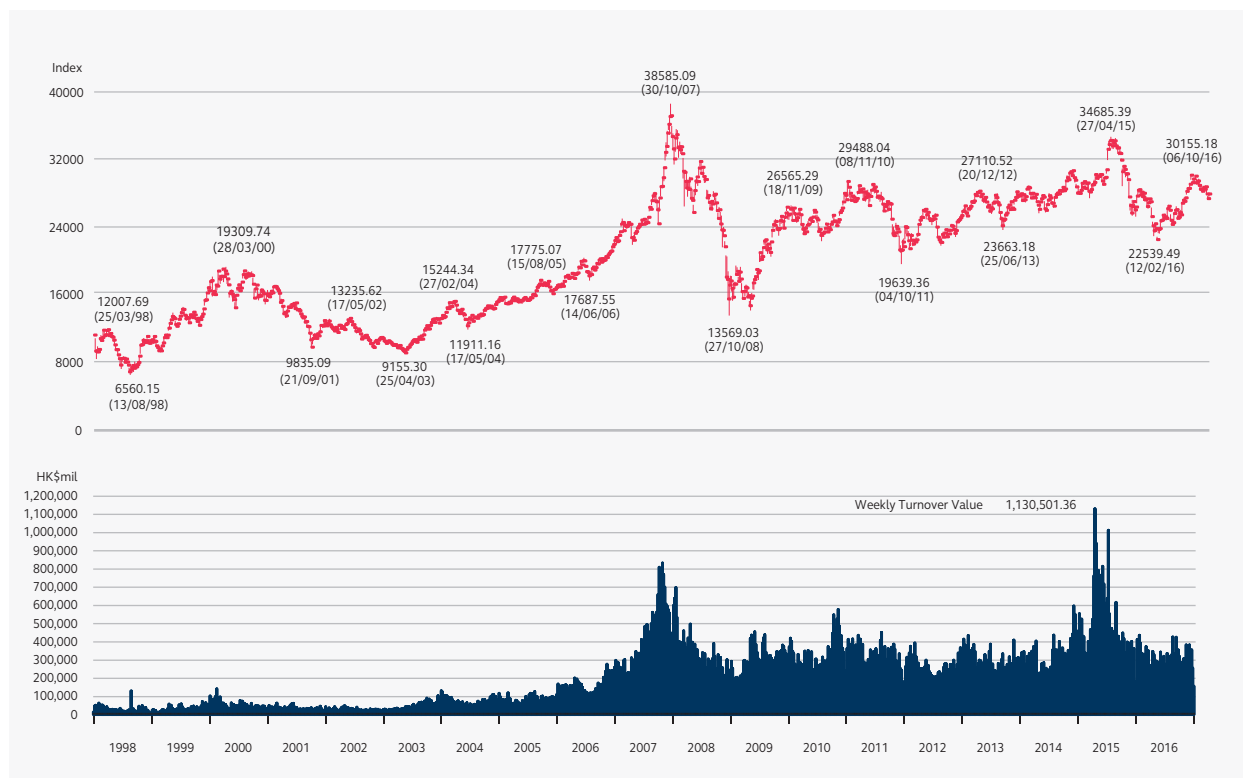
Market Highlights – Clearing and Settlement

	Year		
	2014	2015	2016
CCASS Statistics			
Average Daily Exchange Trades Handled by CCASS			
– Number of trades	1,060,636	1,397,853	1,081,017
– Value of trades (HK\$bil)	69.4	102.8	66.9
– Share quantity Involved (bil. shs)	138.8	216.8	186.2
Average Daily Settlement Instructions (“SIs”) Settled by CCASS			
– Number of SIs	88,791	101,029	83,194
– Value of SIs (HK\$bil)	205.6	254.7	181.9
– Share quantity involved (bil. shs)	55.0	55.9	46.8
Average Daily Investor SIs (“ISIs”) Settled by CCASS			
– Number of ISIs	394	443	277
– Value of ISIs (HK\$mil)	226.5	199.8	136.5
– Share quantity involved (mil. shs)	268.1	134.4	87.3
Average Daily Settlement Efficiency of CNS Stock Positions			
on Due Day (T+2) (%)	99.90	99.91	99.91
Average Daily Settlement Efficiency of CNS Stock Positions			
on the Day following the Due Day (T+3) (%)	99.99	99.99	99.99
Average Daily Buy-ins Executed on T+3			
– Number of brokers involved	4	5	3
– Number of buy-ins	5	5	3
– Value of buy-ins (HK\$mil)	4.0	3.7	2.3
Shares Deposited in the CCASS Depository			
– Number of shares (bil. shs)	4,450.1	5,467.2	5,878.9
– Percentage of total issued shares of the admitted securities	71.29	74.50	74.27
– Value of shares (HK\$bil)	14,911.9	15,071.2	15,381.5
– Percentage of the total market capitalisation of the admitted securities	54.09	56.58	56.60
DCASS Statistics			
	2014	2015	2016
Open Interest as at the year end (contracts)			
– Equity Index Futures	421,177	573,542	572,757
– Stock Futures	14,916	20,088	5,365
– Gold Futures #	0	–	–
– Interest Rates Futures	5	0	40
– RMB Currency Futures	9,747	23,046	47,241
– London Metal Mini Futures *	2,050	350	53
– Equity Index Options	1,192,364	1,822,276	2,343,151
– Stock Options	6,320,147	4,827,678	6,327,503
Cumulative Stock Options Exercised			
– Share quantity involved (mil. shs)	10,411	13,272	7,984
– Value of shares (HK\$bil)	176	235	129

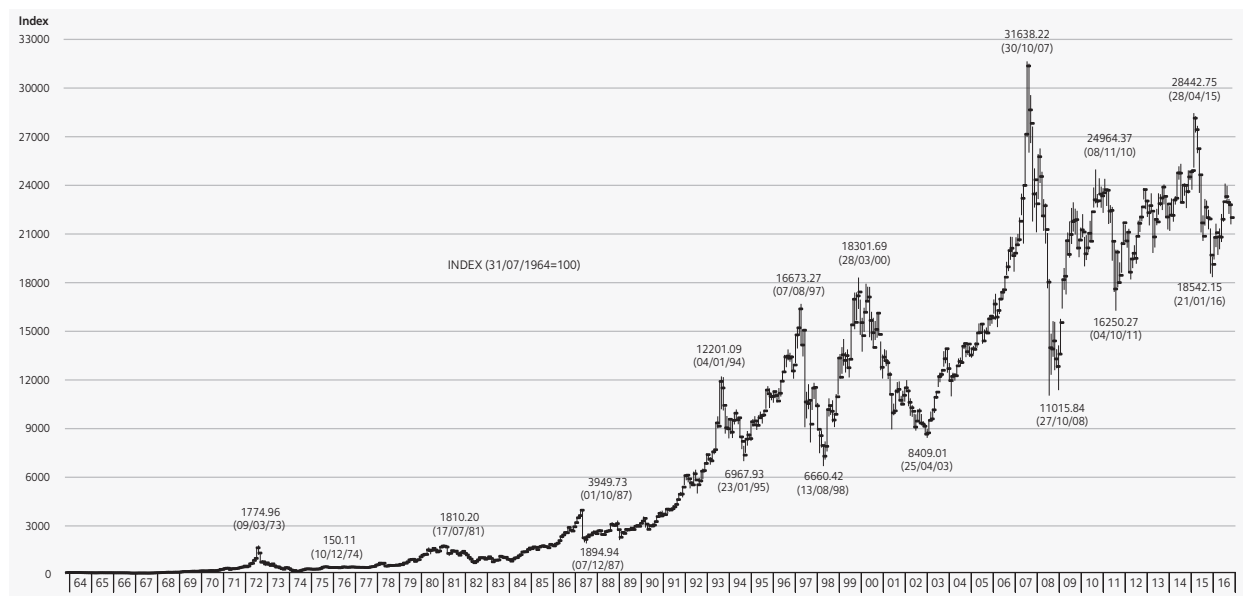
Trading in Gold Futures suspended with effect from 27 May 2015

* Trading in London Metal Mini Futures commenced on 01 Dec 2014

S&P/HKEX LargeCap Index, weekly movement 1998 – 2016



Hang Seng Index, monthly movement 1964 – 2016



S&P/HKEX LargeCap Index, daily closing (2016)

28 February 2003 = 10000

Date	Jan	Feb	Mar	Apr	May	Jun	Jul	Aug	Sep	Oct	Nov	Dec
1	-	24311.13	23890.64	25225.45	-	25794.15	-	27329.30	28976.71	-	29137.02	28882.44
2	-	24081.09	24589.99	-	-	25925.50	-	-	29080.80	-	28711.33	28484.27
3	-	23510.45	24508.53	-	25516.44	26003.27	-	26916.45	-	29644.92	28548.64	-
4	26311.92	23707.44	24772.78	-	25290.72	-	26045.86	27090.70	-	29790.32	28484.51	-
5	26133.18	23833.68	-	24799.92	25203.12	-	25665.61	27464.41	29593.87	29927.45	-	28425.27
6	25874.28	-	-	24834.23	24815.17	26107.81	25358.58	-	29779.49	30155.18	-	28682.78
7	25072.09	-	24715.94	24928.46	-	26478.58	25609.08	-	29704.49	30031.11	28757.29	28883.44
8	25252.83	-	24553.38	25031.02	-	26405.03	25455.96	27882.69	29920.31	-	28883.39	28913.20
9	-	-	24542.56	-	24861.42	-	-	27853.57	30145.88	-	28261.61	28771.29
10	-	-	24554.26	-	24995.34	26072.39	-	27922.63	-	-	28831.38	-
11	24585.56	22862.10	24837.00	25098.15	24775.21	-	25851.30	28039.13	-	29700.98	28488.11	-
12	24381.68	22539.49	-	25151.84	24581.02	-	26258.81	28237.27	29156.69	29520.60	-	28381.66
13	24656.13	-	-	25976.77	24332.87	25394.73	26403.49	-	29092.18	29017.91	-	28395.02
14	24497.68	-	25124.41	26217.14	-	25242.30	26715.54	-	29048.12	29272.21	28064.54	28430.93
15	24172.11	23326.55	24925.58	26202.91	-	25375.14	26837.22	28450.89	29266.71	-	28226.15	27953.20
16	-	23565.69	24886.86	-	24563.46	24894.06	-	28440.33	-	-	28223.01	27928.35
17	-	23304.76	25173.17	-	24897.97	25052.84	-	28318.92	-	29031.24	28148.80	-
18	23787.39	23876.38	25422.96	26018.99	24523.86	-	27004.32	28669.36	-	29476.08	28257.85	-
19	24250.84	23736.55	-	26378.55	24372.69	-	26840.05	28555.00	29507.06	29368.59	-	27700.56
20	23340.64	-	-	26122.41	24533.93	25523.91	27098.22	-	29480.36	29463.47	-	27558.74
21	22940.35	-	25455.51	26646.35	-	25741.18	27218.00	-	29673.23	-	28272.00	27679.96
22	23594.78	23916.27	25464.90	26476.64	-	25891.14	27191.31	28685.93	29779.69	-	28676.50	27466.95
23	-	23883.73	25421.95	-	24495.03	26001.26	-	28682.72	29697.35	-	28655.62	27377.06
24	-	23601.09	25083.93	-	24560.52	25185.48	-	28467.83	-	29730.10	28584.21	-
25	23965.07	23239.18	-	26245.99	25266.60	-	27244.28	28461.62	-	29700.06	28716.39	-
26	23354.32	23838.50	-	26390.36	25323.13	-	27380.06	28587.51	29244.72	29397.83	-	-
27	23600.44	-	-	26363.29	25620.03	25081.67	27508.50	-	29569.21	29171.65	-	-
28	23795.87	-	-	26379.11	-	25016.60	27415.03	-	29637.63	28936.29	28847.09	27601.72
29	24404.55	23539.73	25102.09	26003.28	-	25296.70	27056.74	28485.49	29801.42	-	28711.20	27672.99
30	-	-	25603.52	-	25660.40	25732.40	-	28754.25	29251.49	-	28777.87	27926.13
31	-	-	25534.34	-	25904.69	-	-	28727.37	-	-	28886.15	-
High	26311.92	24311.13	25603.52	26646.35	25904.69	26478.58	27508.50	28754.25	30145.88	30155.18	29137.02	28913.20
Low	22940.35	22539.49	23890.64	24799.92	24332.87	24894.06	25358.58	26916.45	28976.71	28886.15	28064.54	27377.06
Avg	24398.59	23592.99	24960.20	25824.54	24956.84	25629.34	26607.90	28182.88	29495.59	29485.38	28557.48	28155.80

S&P/HKEX LargeCap Index, daily movement (2016)



Hang Seng Index, daily closing (2016)

31 July 1964 = 100

Date	Jan	Feb	Mar	Apr	May	Jun	Jul	Aug	Sep	Oct	Nov	Dec
1	-	19595.50	19407.46	20498.92	-	20760.98	-	22129.14	23162.34	-	23147.07	22878.23
2	-	19446.84	20003.49	-	-	20859.22	-	-	23266.70	-	22810.50	22564.82
3	-	18991.59	19941.76	-	20676.94	20947.24	-	21739.12	-	23584.43	22683.51	-
4	21327.12	19183.09	20176.70	-	20525.83	-	21059.20	21832.23	-	23689.44	22642.62	-
5	21188.72	19288.17	-	20177.00	20449.82	-	20750.72	22146.09	23649.55	23788.31	-	22505.55
6	20980.81	-	-	20206.67	20109.87	21030.22	20495.29	-	23787.68	23952.50	-	22675.15
7	20333.34	-	20159.72	20266.05	-	21328.24	20706.92	-	23741.81	23851.82	22801.40	22800.92
8	20453.71	-	20011.58	20370.40	-	21297.88	20564.17	22494.76	23919.34	-	22909.47	22861.84
9	-	-	19996.26	-	20156.81	-	-	22465.61	24099.70	-	22415.19	22760.98
10	-	-	19984.42	-	20242.68	21042.64	-	22492.43	-	-	22839.11	-
11	19888.50	18545.80	20199.60	20440.81	20055.29	-	20880.50	22580.55	-	23549.52	22531.09	-
12	19711.76	18319.58	-	20504.44	19915.46	-	21224.74	22766.91	23290.60	23407.05	-	22433.02
13	19934.88	-	-	21158.71	19719.29	20512.99	21322.37	-	23215.76	23031.30	-	22446.70
14	19817.41	-	20435.34	21337.81	-	20387.53	21561.06	-	23190.64	23233.31	22222.22	22456.62
15	19520.77	18918.14	20288.77	21316.47	-	20467.52	21659.25	22932.51	23335.59	-	22323.91	22059.40
16	-	19122.08	20257.70	-	19883.95	20038.42	-	22910.84	-	-	22280.53	22020.75
17	-	18924.57	20503.81	-	20118.80	20169.98	-	22799.78	-	23037.54	22262.88	-
18	19237.45	19363.08	20671.63	21161.50	19826.41	-	21803.18	23023.16	-	23394.39	22344.21	-
19	19635.81	19285.50	-	21436.21	19694.33	-	21673.20	22937.22	23550.45	23304.97	-	21832.68
20	18886.30	-	-	21236.31	19852.20	20510.20	21882.48	-	23530.86	23374.40	-	21729.06
21	18542.15	-	20684.15	21622.25	-	20668.44	22000.49	-	23669.90	-	22357.78	21809.80
22	19080.51	19464.09	20666.75	21467.04	-	20795.12	21964.27	22997.91	23759.80	-	22678.07	21636.20
23	-	19414.78	20615.23	-	19809.03	20868.34	-	22998.93	23686.48	-	22676.69	21574.76
24	-	19192.45	20345.61	-	19830.43	20259.13	-	22820.78	-	23604.08	22608.49	-
25	19340.14	18888.75	-	21304.44	20368.05	-	21993.44	22814.95	-	23565.11	22723.45	-
26	18860.80	19364.15	-	21407.27	20397.11	-	22129.73	22909.54	23317.92	23325.43	-	-
27	19052.45	-	-	21361.60	20576.77	20227.30	22218.99	-	23571.90	23132.35	-	-
28	19195.83	-	-	21388.03	-	20172.46	22174.34	-	23619.65	22954.81	22830.57	21754.74
29	19683.11	19111.93	20366.30	21067.05	-	20436.12	21891.37	22821.34	23739.47	-	22737.07	21790.91
30	-	-	20803.39	-	20629.39	20794.37	-	23016.11	23297.15	-	22789.77	22000.56
31	-	-	20776.70	-	20815.09	-	-	22976.88	-	22934.54	-	-
High	21327.12	19595.50	20803.39	21622.25	20815.09	21328.24	22218.99	23023.16	24099.70	23952.50	23147.07	22878.23
Low	18542.15	18319.58	19407.46	20177.00	19694.33	20038.42	20495.29	21739.12	23162.34	22934.54	22222.22	21574.76
Avg	19733.58	19134.45	20299.83	20986.45	20173.98	20646.40	21497.79	22663.95	23543.01	23406.07	22618.89	22229.63

Note: HSI is compiled by Hang Seng Indexes Company Limited.

Hang Seng Index, daily movement (2016)



HSI Volatility Index, daily closing (2016)

Date	Jan	Feb	Mar	Apr	May	Jun	Jul	Aug	Sep	Oct	Nov	Dec
1	-	25.82	26.00	22.11	-	21.49	-	17.86	15.79	-	18.39	16.40
2	-	24.80	25.16	-	-	21.22	-	-	16.25	-	20.95	17.39
3	-	27.91	24.88	-	22.48	20.95	-	18.67	-	18.41	21.50	-
4	23.30	27.31	23.74	-	22.54	-	21.23	18.19	-	17.39	22.65	-
5	23.25	29.04	-	23.62	22.08	-	21.60	17.67	16.22	17.43	-	16.36
6	24.94	-	-	22.29	22.39	20.88	22.90	-	16.02	17.23	-	15.11
7	28.87	-	23.98	21.60	-	20.06	21.51	-	15.90	17.73	21.55	14.47
8	26.98	-	24.67	21.28	-	19.56	21.81	17.19	15.94	-	21.55	14.59
9	-	-	24.37	-	21.84	-	-	16.85	16.50	-	21.77	14.64
10	-	-	23.95	-	20.62	20.62	-	16.66	-	-	17.65	-
11	30.84	34.63	22.74	20.63	20.36	-	20.92	16.75	-	18.38	19.57	-
12	29.90	36.02	-	20.10	20.86	-	19.95	16.72	20.12	18.50	-	15.92
13	27.60	-	-	20.39	22.25	24.69	19.62	-	19.38	19.74	-	15.73
14	28.15	-	21.81	20.63	-	26.32	19.24	-	19.63	18.32	20.50	15.49
15	29.41	32.23	21.35	19.83	-	25.09	18.82	17.09	19.39	-	19.20	16.75
16	-	30.37	21.65	-	22.75	26.64	-	17.13	-	-	18.75	16.58
17	-	31.85	20.21	-	21.85	25.33	-	17.06	-	19.33	18.27	-
18	31.40	28.61	20.05	20.46	23.09	-	19.48	17.23	-	18.50	17.44	-
19	27.51	27.78	-	19.68	22.46	-	19.33	17.06	19.00	18.20	-	17.00
20	34.18	-	-	20.17	21.92	24.23	18.89	-	18.92	17.19	-	17.10
21	37.99	-	19.99	19.82	-	23.76	18.57	-	18.48	-	17.45	16.19
22	33.30	26.19	20.78	19.99	-	24.52	18.18	17.21	17.21	-	16.67	16.90
23	-	26.70	20.04	-	21.98	24.94	-	16.94	16.55	-	16.48	17.35
24	-	27.58	20.97	-	21.36	28.20	-	17.57	-	16.68	16.97	-
25	30.76	28.89	-	20.49	21.03	-	18.03	17.14	-	16.40	16.72	-
26	33.78	26.61	-	20.24	20.80	-	18.02	17.04	17.81	17.07	-	-
27	32.21	-	-	20.51	21.32	25.25	18.45	-	17.58	17.63	-	-
28	30.12	-	-	20.15	-	24.73	18.36	-	17.53	18.51	17.25	17.59
29	26.50	27.85	21.61	20.78	-	22.35	18.27	17.13	17.02	-	17.46	17.82
30	-	-	19.94	-	21.96	21.72	-	16.66	19.97	-	16.87	16.89
31	-	-	20.45	-	21.77	-	-	16.10	-	18.84	-	-
High	37.99	36.02	26.00	23.62	23.09	28.20	22.90	18.67	20.12	19.74	22.65	17.82
Low	23.25	24.80	19.94	19.68	20.36	19.56	18.02	16.10	15.79	16.40	16.48	14.47
Avg	29.55	28.90	22.30	20.74	21.80	23.45	19.66	17.18	17.68	17.97	18.89	16.31

Note: VHSI is compiled by Hang Seng Indexes Company Limited.

HSI Volatility Index, daily movement (2016)



Hang Seng China Enterprises Index, daily closing (2016)

3 January 2000 = 2000

Date	Jan	Feb	Mar	Apr	May	Jun	Jul	Aug	Sep	Oct	Nov	Dec
1	-	8144.85	8068.29	8842.86	-	8708.29	-	9129.20	9606.08	-	9706.20	9892.31
2	-	8058.83	8374.09	-	-	8756.38	-	-	9686.88	-	9519.87	9781.23
3	-	7858.31	8390.79	-	8748.70	8809.81	-	8978.33	-	9683.37	9482.01	-
4	9311.18	7974.40	8557.69	-	8697.37	-	8802.35	9004.62	-	9756.77	9491.51	-
5	9223.01	8054.87	-	8679.04	8626.73	-	8643.31	9131.52	9830.57	9811.18	-	9711.80
6	9137.79	-	-	8668.63	8471.70	8865.35	8503.14	-	9938.39	9947.10	-	9768.85
7	8753.97	-	8626.31	8647.33	-	9004.30	8600.99	-	9970.19	9923.82	9608.24	9829.58
8	8845.89	-	8505.22	8704.81	-	9027.82	8534.79	9276.56	10008.21	-	9659.85	9896.82
9	-	-	8441.48	-	8450.72	-	-	9301.17	10057.97	-	9378.66	9867.95
10	-	-	8420.14	-	8486.16	8831.97	-	9315.50	-	-	9545.85	-
11	8505.16	7657.92	8561.37	8807.06	8443.67	-	8703.00	9423.34	-	9804.47	9433.37	-
12	8439.31	7505.37	-	8841.86	8413.72	-	8855.31	9554.85	9654.08	9673.20	-	9699.31
13	8494.49	-	-	9191.49	8301.39	8619.92	8909.06	-	9571.06	9496.85	-	9719.94
14	8459.63	-	8686.27	9237.90	-	8583.09	9010.10	-	9542.52	9601.40	9342.87	9706.15
15	8236.28	7863.84	8605.63	9214.98	-	8609.59	9049.66	9708.89	9595.73	-	9398.10	9479.16
16	-	8028.34	8571.36	-	8312.61	8409.81	-	9707.99	-	-	9362.54	9470.33
17	-	7928.76	8773.83	-	8425.78	8485.87	-	9641.76	-	9541.08	9326.54	-
18	8134.81	8166.47	8883.01	9090.85	8301.01	-	9090.95	9654.69	-	9720.20	9349.31	-
19	8377.80	8112.57	-	9244.45	8243.20	-	8988.79	9606.17	9747.75	9641.22	-	9377.43
20	8015.44	-	-	9134.42	8303.58	8639.51	9023.11	-	9751.44	9686.38	-	9283.41
21	7835.64	-	8928.65	9248.40	-	8704.40	9057.08	-	9849.06	-	9444.71	9331.63
22	8104.98	8221.37	8900.19	9120.91	-	8763.11	9031.93	9602.65	9893.80	-	9651.45	9200.24
23	-	8170.62	8873.33	-	8308.21	8785.07	-	9586.99	9796.01	-	9665.99	9181.75
24	-	8061.71	8701.13	-	8306.56	8530.10	-	9507.09	-	9852.90	9678.77	-
25	8173.11	7871.94	-	8986.33	8536.38	-	9034.76	9504.78	-	9837.70	9790.23	-
26	7895.16	8034.30	-	9016.12	8526.19	-	9062.25	9550.04	9629.35	9698.85	-	-
27	7959.51	-	-	9037.48	8595.28	8567.21	9115.29	-	9746.56	9608.91	-	-
28	8028.58	-	-	9060.93	-	8536.16	9082.85	-	9719.84	9515.32	9875.54	9300.63
29	8241.36	7916.34	8726.93	8939.47	-	8571.44	8958.97	9497.82	9794.33	-	9846.21	9312.76
30	-	-	8979.41	-	8624.76	8712.89	-	9597.25	9581.93	-	9838.06	9394.87
31	-	-	9003.25	-	8704.90	-	-	9541.80	-	-	9559.39	-
High	9311.18	8221.37	9003.25	9248.40	8748.70	9027.82	9115.29	9708.89	10057.97	9947.10	9875.54	9896.82
Low	7835.64	7505.37	8068.29	8647.33	8243.20	8409.81	8503.14	8978.33	9542.52	9496.85	9326.54	9181.75
Avg	8408.66	7979.49	8646.59	8985.77	8468.03	8691.53	8902.88	9446.50	9760.56	9703.16	9563.45	9560.31

Note: HSCEI is compiled by Hang Seng Indexes Company Limited.

Hang Seng China Enterprises Index, daily movement (2016)



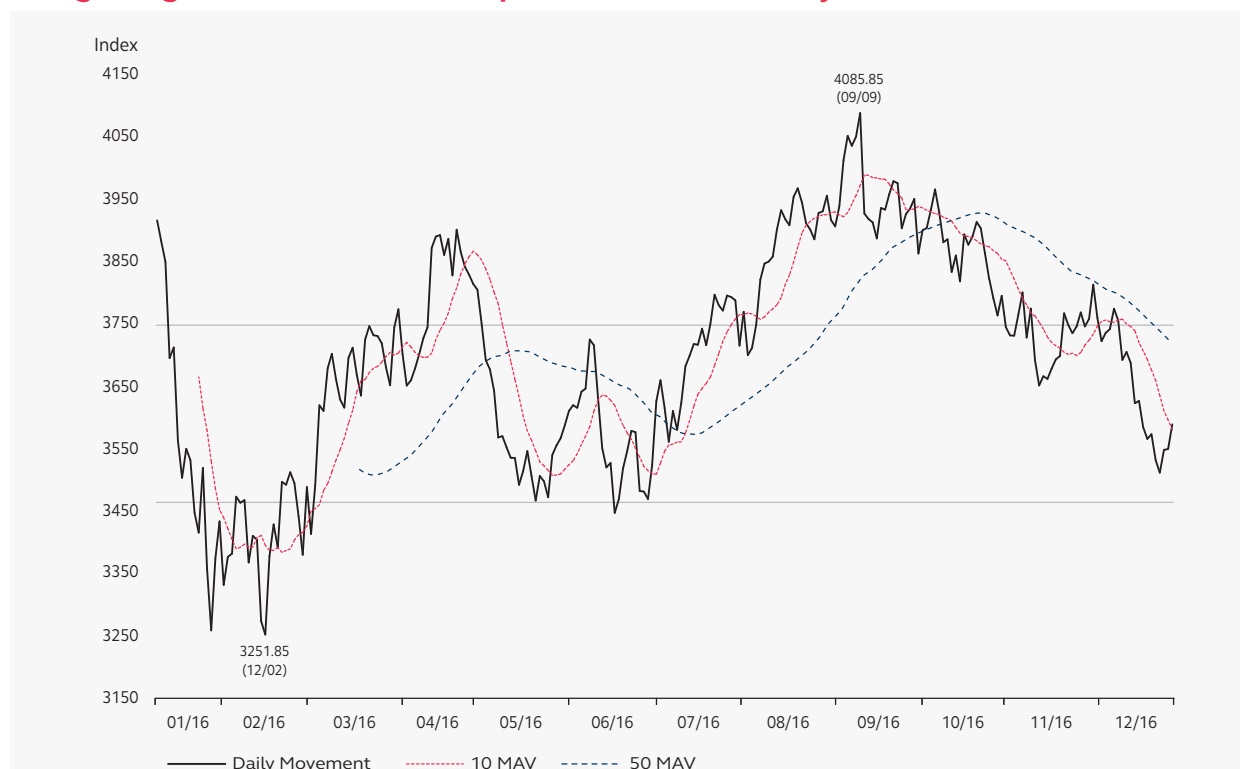
Hang Seng China-Affiliated Corporations Index, daily closing (2016)

3 January 2000 = 2000

Date	Jan	Feb	Mar	Apr	May	Jun	Jul	Aug	Sep	Oct	Nov	Dec
1	-	3462.68	3490.56	3700.15	-	3618.63	-	3768.08	3904.57	-	3793.63	3811.34
2	-	3466.85	3618.44	-	-	3614.52	-	-	3936.99	-	3743.47	3758.13
3	-	3367.10	3609.43	-	3690.71	3640.20	-	3698.64	-	3898.43	3730.22	-
4	3914.29	3409.77	3677.89	-	3675.89	-	3658.69	3710.17	-	3902.01	3729.84	-
5	3880.55	3403.48	-	3650.03	3641.98	-	3614.22	3746.87	4010.54	3931.02	-	3720.98
6	3847.83	-	-	3658.25	3567.07	3645.22	3560.29	-	4049.35	3963.70	-	3734.46
7	3693.97	-	3700.78	3677.39	-	3723.72	3609.50	-	4033.39	3927.20	3763.52	3740.36
8	3711.00	-	3660.00	3700.25	-	3714.52	3579.36	3819.36	4047.99	-	3799.02	3772.98
9	-	-	3627.57	-	3569.16	-	-	3845.15	4085.85	-	3726.80	3754.23
10	-	-	3614.74	-	3551.37	3629.48	-	3848.18	-	-	3773.12	-
11	3562.03	3273.30	3694.44	3725.82	3534.55	-	3622.58	3856.32	-	3879.19	3690.56	-
12	3502.59	3251.85	-	3743.08	3534.33	-	3680.99	3899.78	3925.17	3883.98	-	3691.03
13	3548.92	-	-	3870.13	3491.33	3549.82	3697.73	-	3916.43	3831.68	-	3703.79
14	3531.03	-	3710.58	3888.34	-	3519.15	3716.45	-	3911.02	3858.05	3650.25	3686.32
15	3446.36	3376.82	3667.06	3890.64	-	3526.28	3715.40	3930.50	3885.32	-	3664.97	3621.92
16	-	3428.06	3634.04	-	3513.58	3446.38	-	3916.09	-	-	3660.75	3625.43
17	-	3390.80	3723.64	-	3545.26	3468.64	-	3906.40	-	3816.67	3677.21	-
18	3414.87	3496.03	3745.15	3858.90	3505.52	-	3741.07	3951.88	-	3891.88	3691.86	-
19	3518.39	3491.48	-	3884.56	3466.17	-	3714.62	3965.47	3933.97	3875.32	-	3583.56
20	3357.34	-	-	3826.25	3505.56	3517.65	3748.71	-	3931.43	3888.21	-	3564.78
21	3258.54	-	3730.51	3899.27	-	3545.24	3795.35	-	3956.28	-	3697.20	3572.20
22	3373.23	3511.44	3729.23	3863.23	-	3577.53	3778.62	3943.03	3976.88	-	3765.67	3530.83
23	-	3494.07	3717.69	-	3496.84	3575.57	-	3909.58	3973.70	-	3746.92	3510.76
24	-	3441.04	3679.73	-	3471.44	3481.58	-	3899.41	-	3911.62	3733.79	-
25	3432.91	3379.45	-	3839.86	3539.10	-	3769.89	3883.87	-	3901.54	3744.49	-
26	3331.22	3487.77	-	3827.23	3554.22	-	3793.97	3926.18	3901.47	3861.27	-	-
27	3376.19	-	-	3812.36	3565.78	3480.53	3791.59	-	3924.13	3820.69	-	-
28	3381.29	-	-	3803.33	-	3468.70	3786.40	-	3933.01	3789.33	3767.01	3547.07
29	3472.35	3412.80	3650.58	3749.34	-	3523.14	3713.94	3928.61	3948.64	-	3744.57	3548.70
30	-	-	3742.79	-	3586.35	3624.86	-	3953.59	3861.20	-	3756.78	3587.99
31	-	-	3772.08	-	3609.50	-	-	3914.68	-	3762.24	-	-
High	3914.29	3511.44	3772.08	3899.27	3690.71	3723.72	3795.35	3965.47	4085.85	3963.70	3799.02	3811.34
Low	3258.54	3251.85	3490.56	3650.03	3466.17	3446.38	3560.29	3698.64	3861.20	3762.24	3650.25	3510.76
Avg	3527.75	3419.16	3676.04	3793.42	3553.13	3566.26	3704.47	3873.72	3954.63	3873.37	3729.62	3653.34

Note: HSCCI is compiled by Hang Seng Indexes Company Limited.

Hang Seng China-Affiliated Corporations Index, daily movement (2016)



Number of securities by type, 2012-2016

Type	Year				
	2012	2013	2014	2015	2016
Ordinary shares	1,369	1,452	1,549	1,645	1,714
Preference shares	3	3	6	8	10
Equity warrants	10	8	10	12	8
Derivative warrants	3,747	4,715	4,938	4,590	3,705
Equity linked instruments	0	0	0	0	0
Callable bull/bear contracts	1,214	1,620	1,579	1,630	1,844
Unit trusts/Mutual funds	111	129	134	145	157
– Exchange Traded Funds (ETFs)	100	116	122	133	133
– Leveraged and Inverse Products (L&I Products)	–	–	–	–	12
– Real Estate Investment Trust (REITs)	9	11	11	11	11
– Others	2	2	1	1	1
Debt securities	269	403	640	762	892
Total	6,723	8,330	8,856	8,792	8,330

Number of newly listed securities, 2012-2016

Type	Year				
	2012	2013	2014	2015	2016
Ordinary shares *	52	87	103	104	81
– Newly listed companies	50	79	96	90	75
– Transfer of listing from GEM	2	8	7	14	6
Preference shares	0	0	4	2	3
Equity warrants	3	3	7	7	5
Derivative warrants	5,886	7,264	7,560	6,336	4,875
Equity link instruments	0	0	0	0	0
Callable bull/bear contracts	6,056	8,948	9,983	11,213	8,896
Unit trusts/Mutual funds	35	18	12	14	34
– Exchange Traded Funds (ETFs)	35	16	12	14	22
– Leveraged and Inverse Products (L&I Products)	–	–	–	–	12
– Real Estate Investment Trust (REITs)	0	2	0	0	0
– Others	0	0	0	0	0
Debt securities	109	170	281	177	211
Total	12,141	16,490	17,950	17,853	14,105

* Includes the number of companies for transfer of listing from GEM

Number of delisted securities, 2012-2016

Type	Year				
	2012	2013	2014	2015	2016
Ordinary shares	10	4	6	8	12
Preference shares	0	0	0	0	1
Equity warrants	6	5	5	5	9
Derivative warrants	6,166	6,296	7,337	6,684	5,760
Equity linked instruments	0	0	0	0	0
Callable bull/bear contracts	5,743	8,542	10,024	11,162	8,682
Unit trusts/mutual funds	12	0	7	3	22
– Exchange Traded Funds (ETFs)	12	0	6	3	22
– Leveraged and Inverse Products (L&I Products)	–	–	–	–	0
– Real Estate Investment Trust (REITs)	0	0	0	0	0
– Others	0	0	1	0	0
Debt securities	32	36	44	55	81
Total	11,969	14,883	17,423	17,917	14,567

Total market capitalisation by Hang Seng Industry Classification System

HK\$mil

Industry Classification *	2016											
	Jan	Feb	Mar	Apr	May	Jun	Jul	Aug	Sep	Oct	Nov	Dec
Energy	800,344.55	803,001.36	902,806.48	960,813.05	918,770.24	950,608.16	938,373.79	941,225.54	973,344.13	1,007,707.49	987,921.84	991,645.57
Materials	382,283.42	399,855.94	434,408.00	440,388.71	421,607.54	433,416.65	447,514.47	470,670.37	486,404.43	480,208.34	519,360.59	504,699.55
Industrials	984,661.51	982,555.40	1,042,685.36	1,042,562.65	850,252.04	832,998.77	839,141.64	891,473.33	876,024.48	872,634.61	901,754.89	879,441.65
Consumer Goods	2,435,057.19	2,383,328.64	2,606,025.02	2,658,441.84	2,593,092.22	2,558,465.66	2,627,798.14	2,750,119.15	2,713,286.73	2,798,916.57	2,854,661.98	2,744,318.81
Consumer Services	1,377,495.89	1,402,950.40	1,526,041.16	1,492,809.03	1,469,913.44	1,437,002.91	1,547,413.99	1,542,294.51	1,727,075.45	1,732,605.93	1,836,678.25	1,729,378.86
Telecommunications	2,196,866.13	2,146,243.97	2,272,481.29	2,304,191.15	2,270,830.55	2,257,811.94	2,424,370.15	2,424,389.66	2,396,812.11	2,282,919.93	2,195,530.19	2,124,893.20
Utilities	1,313,105.97	1,342,472.88	1,449,609.61	1,409,810.34	1,407,542.24	1,416,241.55	1,449,495.17	1,478,854.80	1,478,556.26	1,455,898.92	1,420,905.23	1,356,818.08
Financials	6,154,679.83	5,848,187.85	6,409,258.13	6,506,079.46	6,412,207.15	6,345,859.76	6,564,375.33	7,112,801.83	7,241,329.77	7,219,168.47	7,399,148.35	7,229,788.27
Properties & Construction	3,044,722.79	3,054,275.23	3,368,269.76	3,409,109.63	3,273,096.12	3,325,085.28	3,557,985.82	3,643,909.08	3,698,291.80	3,642,762.61	3,570,216.84	3,420,399.56
Information Technology	1,934,444.84	1,917,465.79	2,124,902.50	2,120,723.35	2,247,470.67	2,265,805.34	2,376,214.37	2,582,325.77	2,682,681.76	2,598,033.24	2,498,210.75	2,488,198.39
Conglomerates	992,623.34	969,231.62	1,059,096.03	1,012,572.96	1,000,406.90	973,255.68	1,022,524.77	1,077,277.80	1,043,741.56	1,032,504.09	1,045,690.52	980,852.56
Total	21,616,285.48	21,249,569.09	23,195,583.34	23,357,502.17	22,865,189.11	22,796,551.70	23,795,207.63	24,915,341.86	25,317,548.47	25,123,360.19	25,230,079.43	24,450,434.51

Note: Month-end figures.

* Hang Seng Industry Classification System (HSICS) is provided by Hang Seng Indexes Company Limited

Market capitalisation trends by Hang Seng Industry Classification System, 2012 – 2016

HK\$mil

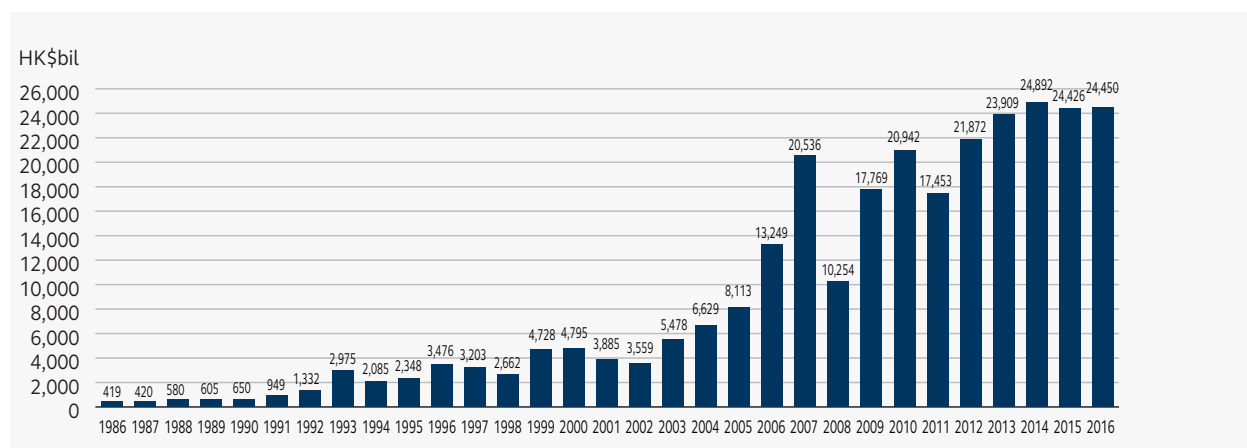
Industry Classification *	2012		2013		2014		2015		2016	
Energy	1,666,653.89	(7.62%)	1,482,756.24	(6.20%)	1,170,235.26	(4.70%)	863,905.93	(3.54%)	991,645.57	(4.06%)
Materials	538,514.95	(2.46%)	469,275.05	(1.96%)	528,765.91	(2.12%)	430,567.63	(1.76%)	504,699.55	(2.06%)
Industrials	384,864.58	(1.76%)	855,994.96	(3.58%)	1,053,163.18	(4.23%)	1,140,245.89	(4.67%)	879,441.65	(3.60%)
Consumer Goods	2,384,569.46	(10.90%)	2,808,608.74	(11.75%)	2,753,058.96	(11.06%)	2,793,120.90	(11.44%)	2,744,318.81	(11.22%)
Consumer Services	2,000,483.80	(9.15%)	2,535,067.31	(10.60%)	1,961,301.81	(7.88%)	1,527,830.15	(6.26%)	1,729,378.86	(7.07%)
Telecommunications	2,292,688.57	(10.48%)	2,070,962.55	(8.66%)	2,331,548.30	(9.37%)	2,257,393.20	(9.24%)	2,124,893.20	(8.69%)
Utilities	1,068,308.19	(4.88%)	1,291,040.67	(5.40%)	1,500,944.84	(6.03%)	1,459,610.16	(5.98%)	1,356,818.08	(5.55%)
Financials	6,706,661.48	(30.66%)	6,945,428.14	(29.05%)	7,457,460.92	(29.96%)	7,180,570.15	(29.40%)	7,229,788.27	(29.57%)
Properties & Construction	3,320,089.99	(15.18%)	3,221,695.40	(13.47%)	3,454,253.90	(13.88%)	3,519,996.21	(14.41%)	3,420,399.56	(13.99%)
Information Technology	822,786.42	(3.76%)	1,428,651.93	(5.98%)	1,629,885.93	(6.55%)	2,101,788.22	(8.60%)	2,488,198.39	(10.18%)
Conglomerates	686,108.84	(3.14%)	799,322.80	(3.34%)	1,051,800.01	(4.23%)	1,150,526.51	(4.71%)	980,852.56	(4.01%)
Equity total	21,871,730.17	(100.00%)	23,908,803.80	(100.00%)	24,892,419.04	(100.00%)	24,425,554.96	(100.00%)	24,450,434.51	(100.00%)

() % of equity market total

Year-end figures

* Hang Seng Industry Classification System (HSICS) is provided by Hang Seng Indexes Company Limited

Market capitalisation, 1986 – 2016



50 leading companies in market capitalisation

End of 2016

Rank	Code	Company	Issued capital (shares)	Closing price (HK\$)	Market capitalisation (HK\$m)	% of equity total
1	00700	Tencent Holdings Ltd.	9,476,864,794	189.700	1,797,761.25	7.35
2	00941	China Mobile Ltd.	20,475,482,897	82.200	1,683,084.69	6.88
3	00939	China Construction Bank Corporation – H Shares	240,417,319,880	5.970	1,435,291.40	5.87
4	00005	HSBC Holdings plc	20,191,004,701	62.250	1,256,890.04	5.14
5	01299	AIA Group Ltd.	12,056,451,026	43.750	527,469.73	2.16
6	00883	CNOOC Ltd.	44,647,455,984	9.700	433,080.32	1.77
7	01398	Industrial and Commercial Bank of China Ltd. – H Shares	86,794,044,550	4.650	403,592.31	1.65
8	02378	Prudential plc *	2,581,061,573	153.500	-	396,192.95 N.A.
9	00805	Glencore plc *	13,263,405,466	26.150	-	346,838.05 N.A.
10	00001	CK Hutchison Holdings Ltd.	3,857,678,500	87.900	339,089.94	1.39
11	00267	CITIC Ltd.	29,090,262,630	11.100	322,901.92	1.32
12	02388	BOC Hong Kong (Holdings) Ltd.	10,572,780,266	27.750	293,394.65	1.20
13	02318	Ping An Insurance (Group) Co. of China Ltd. – H Shares	7,447,576,912	38.800	288,965.98	1.18
14	03988	Bank of China Ltd. – H Shares	83,622,276,395	3.440	287,660.63	1.18
15	00016	Sun Hung Kai Properties Ltd.	2,895,457,274	98.000	283,754.81	1.16
16	00011	Hang Seng Bank Ltd.	1,911,842,736	144.300	275,878.91	1.13
17	00945	Manulife Financial Corporation *	1,974,256,927	137.900	-	272,250.03 N.A.
18	01928	Sands China Ltd.	8,070,864,245	33.700	271,988.13	1.11
19	00688	China Overseas Land & Investment Ltd.	10,956,201,535	20.550	225,149.94	0.92
20	00388	Hong Kong Exchanges and Clearing Ltd.	1,224,322,572	183.200	224,295.90	0.92
21	00066	MTR Corporation Ltd.	5,904,830,065	37.700	222,612.09	0.91
22	00762	China Unicom (Hong Kong) Ltd.	23,947,081,083	9.030	216,242.14	0.88
23	02888	Standard Chartered PLC	3,284,006,800	62.300	204,593.62	0.84
24	03328	Bank of Communications Co., Ltd. – H Shares	35,011,862,630	5.610	196,416.55	0.80
25	01113	Cheung Kong Property Holdings Ltd.	3,823,999,500	47.550	181,831.18	0.74
26	00002	CLP Holdings Ltd.	2,526,450,570	71.250	180,009.60	0.74
27	00003	Hong Kong and China Gas Co. Ltd., The	12,717,042,258	13.740	174,732.16	0.71
28	01038	Cheung Kong Infrastructure Holdings Ltd.	2,650,676,042	61.700	163,546.71	0.67
29	00004	Wharf (Holdings) Ltd., The	3,032,127,327	51.550	156,306.16	0.64
30	02628	China Life Insurance Co. Ltd. – H Shares	7,441,175,000	20.200	150,311.74	0.61
31	00012	Henderson Land Development Co. Ltd.	3,637,405,713	41.250	150,042.99	0.61
32	00006	Power Assets Holdings Ltd.	2,134,261,654	68.350	145,876.78	0.60
33	00027	Galaxy Entertainment Group Ltd.	4,271,278,616	33.800	144,369.22	0.59
34	00386	China Petroleum & Chemical Corporation – H Shares	25,513,438,600	5.500	140,323.91	0.57
35	01972	Swire Properties Ltd.	5,850,000,000	21.400	125,190.00	0.51
36	00857	PetroChina Co. Ltd. – H Shares	21,098,900,000	5.780	121,951.64	0.50
37	01109	China Resources Land Ltd.	6,930,939,579	17.440	120,875.59	0.49
38	00019	Swire Pacific Ltd. “A”	905,206,000	74.050	106,986.74	0.44
		Swire Pacific Ltd. “B”	2,995,220,000	13.340		
39	01288	Agricultural Bank of China Ltd. – H Shares	30,738,823,096	3.180	97,749.46	0.40
40	00656	Fosun International Ltd.	8,603,280,644	10.980	94,464.02	0.39
41	02007	Country Garden Holdings Co. Ltd.	21,606,742,782	4.340	93,773.26	0.38
42	00288	WH Group Ltd.	14,650,809,111	6.270	91,860.57	0.38
43	00020	Wheelock and Co. Ltd.	2,034,699,287	43.650	88,814.62	0.36
44	02018	AAC Technologies Holdings Inc.	1,228,000,000	70.450	86,512.60	0.35
45	03968	China Merchants Bank Co., Ltd. – H Shares	4,590,901,172	18.180	83,462.58	0.34
46	01658	Postal Savings Bank of China Co., Ltd. – H Shares	19,856,167,000	4.190	83,197.34	0.34
47	00023	Bank of East Asia, Ltd., The	2,702,741,329	29.700	80,271.42	0.33
48	00017	New World Development Co. Ltd.	9,394,551,478	8.200	77,035.32	0.32
49	02601	China Pacific Insurance (Group) Co., Ltd. – H Shares	2,775,300,000	27.050	75,071.87	0.31
50	00101	Hang Lung Properties Ltd.	4,497,575,670	16.440	73,940.14	0.30
Total					14,278,622.59	58.40
Equity total					24,450,434.51	100.00

* Figures is not included in Total

20 Stocks with largest price changes (increase)

Rank	Stock Code	Stock Name	Closing price (HK\$)		% up
			2015	2016	
1	00583	ARMADA HLDGS	0.176 A	2.230	1,167.05
2	01462	GOLD-FIN HLDG	0.249 A	1.720	590.76
3	03708	YAT SING HLDG	0.800	3.960	395.00
4	01367	HANBO ENT HLDGS	0.640	3.140	390.63
5	01483	U BANQUET GP	0.460	1.920	317.39
6	03966	CH BAOFENG INTL	1.450	5.990	313.10
7	00565	ART GROUP HOLD	0.215 A	0.870	304.65
8	00572	FUTURE WORLD FH	0.186	0.630	238.71
9	01269	FIRST CAP GP	3.490	11.620	232.95
10	00149	CH AGRI-PROD EX	0.380	1.260	231.58
11	00847	KAZ MINERALS-S	10.980	35.500	223.32
12	01263	PC PARTNER	0.680	2.190	222.06
13	02323	TOPSEARCH INT'L	0.980	3.120	218.37
14	00860	O LUXE HOLD	0.240	0.740	208.33
15	02098	ZALL GROUP	1.980	6.000	203.03
16	00311	LUEN THAI	1.10	3.270	197.27
17	00557	CITY E-SOLUTION	1.630	4.800	194.48
18	01561	MANFIELD CHEM	0.920	2.650	188.04
19	01548	GENSCRIPT BIO	1.320	3.700	180.30
20	00290	C FORTUNE FIN	0.119	0.320	168.91

(A) Adjusted

20 Stocks with largest price changes (decrease)

Rank	Stock Code	Stock Name	Closing Prices (HK\$)		% down
			2015	2016	
1	00911	QIANHAI HEALTH	2.800 A	0.145	94.82
2	00928	TACK FIORI	2.000	0.154	92.30
3	03823	TECH PRO	1.770	0.184	89.60
4	00997	CHINLINK INTL	0.292 A	0.032	89.04
5	00362	C ZENITH CHEM	0.606 A	0.068	88.78
6	01143	CH HCARE ENT	0.995 A	0.112	88.74
7	02211	UNI HEALTH	3.000	0.355	88.17
8	00943	EFORCE HOLDINGS	0.750	0.093	87.60
9	01831	SHIFANG HLDG	2.360	0.360	84.75
10	01380	CHI KINGSTONE	1.500 A	0.250	83.33
11	00431	G CHINA FIN	1.400	0.238	83.00
12	01421	KINGBO STRIKE	1.900	0.350	81.58
13	00530	GOLDIN FIN HOLD	15.240	2.990	80.38
14	01190	BOLINA	1.960	0.395	79.85
15	01321	CHINA NEWCITY	9.740	2.000	79.47
16	00204	CHINA INV DEV	0.148	0.032	78.38
17	01685	BOER POWER	13.622 A	3.090	77.32
18	00897	WAI YUEN TONG	1.647 A	0.380	76.93
19	00871	CH DREDG ENV	1.500	0.350	76.67
20	00444	SINCEREWATCH HK	0.820	0.200	75.61

(A) Adjusted

Trading value and volume, 2012-2016

Year/Month	No. of trading days	Value (HK\$mil)		Volume (mil of shares)		Deals		
		Total	Average daily	Total	Average daily	Total	Average daily	
2012	247	13,267,508.72	53,714.61	33,812,747.98	136,893.72	190,501,387	771,261	
2013	244	15,185,792.16	62,236.85	34,210,452.09	140,206.77	227,229,216	931,267	
2014	247	16,990,272.09	68,786.53	33,929,018.76	137,364.45	258,091,086	1,044,903	
2015	247	25,835,958.29	104,599.02	53,091,013.41	214,943.37	349,425,144	1,414,677	
2016	245	16,279,975.49	66,448.88	45,177,508.51	184,397.99	261,400,789	1,066,942	
2016	Jan	20	1,635,897.79	81,794.89	5,127,428.21	256,371.41	25,361,431	1,268,072
	Feb	18	1,174,241.96	65,235.66	3,681,493.34	204,527.41	19,871,358	1,103,964
	Mar	21	1,452,264.75	69,155.46	4,149,244.59	197,583.08	24,679,876	1,175,232
	Apr	20	1,297,378.46	64,868.92	3,965,974.27	198,298.71	21,645,773	1,082,289
	May	21	1,251,528.64	59,596.60	4,074,892.65	194,042.51	20,508,323	976,587
	Jun	21	1,301,004.63	61,952.60	3,696,545.62	176,025.98	20,825,314	991,682
	Jul	20	1,223,653.53	61,182.68	3,781,668.34	189,083.42	19,418,510	970,926
	Aug	22	1,497,528.66	68,069.48	3,776,037.01	171,638.05	22,567,622	1,025,801
	Sep	21	1,549,399.14	73,780.91	3,304,145.28	157,340.25	23,028,079	1,096,575
	Oct	19	1,148,206.38	60,431.91	2,970,757.67	156,355.67	19,233,588	1,012,294
	Nov	22	1,479,539.63	67,251.80	3,439,602.22	156,345.56	24,137,165	1,097,144
	Dec	20	1,269,331.93	63,466.60	3,209,719.31	160,485.97	20,123,750	1,006,188

Notes: Turnover value traded in non-HKD currency securities have been included start from 29 November 2010.

Trading value and volume of depositary receipts, 2012-2016

Year/Month	No. of trading days	No. of listed companies	No. of issues	Value (HK\$'000)		Volume ('000 shares)		Deals		
				Total	Average daily	Total	Average daily	Total	Average daily	
2012	247	3	4	81,508.69	329.99	1,011.11	4.09	2,916	12	
2013	244	3	4	49,392.92	202.43	1,813.28	7.43	1,432	6	
2014	247	3	4	450,589.20	1,824.25	16,073.36	65.07	9,211	37	
2015	247	3	4	268,288.54	1,086.19	7,746.53	31.36	7,518	30	
2016	245	2	2	119,050.48	485.92	4,478.40	18.28	4,510	18	
2016	Jan	20	3	4	13,190.11	659.51	579.50	28.98	540	27
	Feb	18	3	4	4,968.78	276.04	221.55	12.31	232	13
	Mar	21	3	4	11,827.71	563.22	408.60	19.46	541	26
	Apr	20	3	4	26,194.70	1,309.73	964.50	48.23	1,023	51
	May	21	3	4	13,119.68	624.75	433.00	20.62	548	26
	Jun	21	3	4	14,889.25	709.01	542.80	25.85	579	28
	Jul	20	2	2	9,088.52	454.43	388.80	19.44	244	12
	Aug	22	2	2	10,574.72	480.67	379.20	17.24	315	14
	Sep	21	2	2	2,352.69	112.03	88.20	4.20	82	4
	Oct	19	2	2	2,198.03	115.69	84.70	4.46	69	4
	Nov	22	2	2	6,751.89	306.90	249.95	11.36	237	11
	Dec	20	2	2	3,894.41	194.72	137.60	6.88	100	5

Trading value by type of securities, 2016

Month	Equities		Warrants	ELI	CBBC	Unit trusts	Debt securities	iShare	Market total
	Mil of shares	HK\$mil	HK\$mil	HK\$mil	HK\$mil	HK\$mil	HK\$mil	HK\$mil	HK\$mil
Jan	295,501.63	990,578.95	350,406.17	0.00	161,263.45	133,201.72	447.49	0.00	1,635,897.79
Feb	241,900.77	690,555.03	300,905.13	0.00	98,654.08	83,697.87	429.84	0.00	1,174,241.96
Mar	325,573.82	957,937.93	264,266.27	0.00	119,295.08	109,522.18	1,243.29	0.00	1,452,264.75
Apr	291,061.47	860,105.97	224,856.07	0.00	119,604.47	91,924.21	887.74	0.00	1,297,378.46
May	260,419.12	819,584.71	221,901.37	0.00	119,498.39	89,839.18	704.99	0.00	1,251,528.64
Jun	229,560.67	884,201.80	231,272.09	0.00	107,327.77	73,725.03	4,477.93	0.00	1,301,004.63
Jul	221,292.73	810,130.57	219,950.00	0.00	114,329.20	77,215.15	2,028.61	0.00	1,223,653.53
Aug	289,515.62	1,042,512.11	210,209.06	0.00	121,016.13	121,451.52	2,339.84	0.00	1,497,528.66
Sep	311,648.30	1,140,381.16	188,510.60	0.00	121,806.56	96,735.33	1,965.48	0.00	1,549,399.14
Oct	265,604.08	824,022.81	160,868.11	0.00	102,999.32	58,374.03	1,942.10	0.00	1,148,206.38
Nov	305,963.88	1,104,352.51	175,253.40	0.00	107,513.49	88,922.09	3,498.14	0.00	1,479,539.63
Dec	234,611.25	932,339.95	178,908.93	0.00	78,264.80	78,505.45	1,312.79	0.00	1,269,331.93
Total	3,272,653.34	11,056,703.53	2,727,307.20	0.00	1,371,572.74	1,103,113.77	21,278.25	0.00	16,279,975.49

Notes:

- (1) Turnover values and shares have been adjusted for late reported and rejected sales.
- (2) Figures may not add up to total due to rounding.
- (3) Turnover for equities included the trading only of NASDAQ stocks transaction.

Trading value by Hang Seng Industry Classification System, 2016

Industry Classification *	No. of issue #	Equity turnover		Annual Turnover velocity (%)
		HK\$mil	% of total	
Energy	72	598,427.42	5.41	60.35
Materials	134	239,634.06	2.17	47.48
Industrials	210	561,067.97	5.07	63.80
Consumer Goods	434	1,422,318.69	12.86	51.83
Consumer Services	196	671,860.64	6.08	38.85
Telecommunications	15	519,052.85	4.69	24.43
Utilities	59	580,690.71	5.25	42.80
Financials	168	3,597,890.96	32.54	49.76
Properties & Construction	292	1,381,597.59	12.50	40.39
Information Technology	128	1,216,756.44	11.00	48.90
Conglomerates	16	267,405.73	2.42	27.26
Sub-total	1,724	11,056,703.06	100.00	45.22
NASDAQ stocks	6	0.47	0.00	n.a.
Equity total	1,730	11,056,703.53	100.00	n.a.

Notes:

- (1) Equity turnover values have been adjusted for late reported and rejected sales.
- (2) Figures may not add up to total due to rounding.

Year-end figures

* Industry Classification is provided by Hang Seng Indexes Company Limited

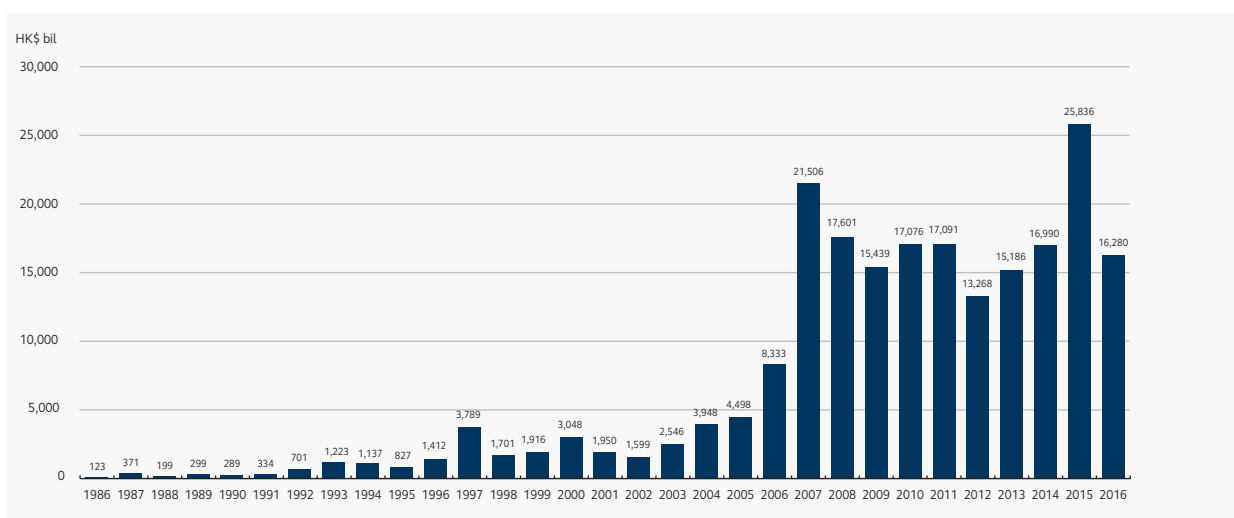
20 most active stocks (in dollars)

Rank	Stock Code	Stock Name	Turnover (HK\$mil)	% of equity total
1	00700	TENCENT	730,948.90	6.61
2	00005	HSBC HOLDINGS	392,937.93	3.55
3	00939	CCB	375,034.32	3.39
4	00941	CHINA MOBILE	318,350.98	2.88
5	02318	PING AN	313,452.28	2.84
6	01398	ICBC	291,057.84	2.63
7	01299	AIA	278,312.82	2.52
8	02628	CHINA LIFE	249,434.05	2.26
9	00388	HKEX	248,642.87	2.25
10	03988	BANK OF CHINA	229,903.94	2.08
11	00883	CNOOC	153,554.78	1.39
12	00001	CKH HOLDINGS	148,662.11	1.34
13	00688	CHINA OVERSEAS	132,504.98	1.20
14	01928	SANDS CHINA LTD	131,807.25	1.19
15	00016	SHK PPT	124,017.16	1.12
16	00857	PETROCHINA	122,536.82	1.11
17	00386	SINOPEC CORP	116,716.06	1.06
18	00027	GALAXY ENT	112,327.05	1.02
19	00762	CHINA UNICOM	97,078.81	0.88
20	02328	PICC P&C	91,651.04	0.83
		Total	4,658,931.97	42.14
		Equity total	11,056,703.53	100.00

20 most active stocks (in shares)

Rank	Stock Code	Stock Name	Turnover (mil of shares)	% of equity total
1	00261	CCT LAND	178,836.60	5.46
2	00911	QIANHAI HEALTH	138,309.52	4.23
3	00939	CCB	70,886.75	2.17
4	03988	BANK OF CHINA	70,466.78	2.15
5	01398	ICBC	65,713.16	2.01
6	00981	SMIC-NEW	50,472.58	1.54
7	00364	PING SHAN TEA	36,092.79	1.10
8	03823	TECH PRO	34,481.62	1.05
9	00061	NORTH ASIA RES	31,458.60	0.96
10	01288	ABC	28,865.45	0.88
11	00619	SOUTH CHINA FIN	27,756.51	0.85
12	00397	JUN YANG FIN	27,208.91	0.83
13	01246	NGAISHUN HOLD	25,641.67	0.78
14	00555	REXLOT HOLDINGS	24,033.91	0.73
15	01076	IMPERIAL PAC	23,381.76	0.71
16	00857	PETROCHINA	23,296.97	0.71
17	00386	SINOPEC CORP	22,471.98	0.69
18	00136	HENG TEN NET	22,356.20	0.68
19	00493	GOME	20,724.48	0.63
20	00648	WAH YAN HEALTH	18,232.54	0.56
		Total	940,688.80	28.74
		Equity total	3,272,653.34	100.00

Trading value, 1986-2016



Market capitalisation and trading value of listed companies by incorporation place

End of 2016

Country	No. of listed companies ⁽¹⁾	Market capitalisation (HK\$mil) ⁽²⁾	% of total	Turnover (HK\$mil)	% of equity total
Bermuda	474	2,312,846.64	9.46	757,229.00	6.85
Brazil	-	-	-	49.27	0.00
British Virgin Islands	9	20,917.73	0.09	10,355.70	0.09
Canada	4	6,677.38	0.03	4,426.37	0.04
Cayman Islands	781	7,026,720.91	28.74	3,090,180.07	27.95
England	4	1,461,483.67	5.98	444,580.14	4.02
Hong Kong	204	8,081,565.21	33.05	2,704,998.64	24.46
Italy	1	67,297.07	0.28	5,763.80	0.05
Japan	3	10,391.43	0.04	2,885.50	0.03
Jersey	3	54,549.19	0.22	13,624.54	0.12
Luxembourg	2	52,939.01	0.22	28,201.58	0.26
PRC	218	5,316,159.06	21.74	3,983,448.03	36.03
Singapore	9	38,887.20	0.16	10,959.20	0.10
USA	1	-	-	1.24	0.00
USA - Nasdaq stocks ⁽³⁾	6	-	-	0.47	0.00
Total	1,713	24,450,434.51	100.00	11,056,703.53	100.00

Notes:

- (1) Total no. of listed companies are excluded the NASDAQ Stocks.
- (2) Foreign companies not solely listed in Hong Kong and stock suspended over 1 year are excluded.
- (3) NASDAQ stocks are quoted on the Exchange for trading only.

Statistics on Hang Seng Index Stocks, 2016

End of 2016

Sector	Stock code	Stock name	Turnover (HK\$mil)	% of equity total + REIT total	Market capitalisation (HK\$mil)	% of equity total	Closing price (HK\$)	Change* (%)	P/E ratio (times)
Finance (12)									
	00939	CCB	375,034.32	3.36	1,435,291.40	5.87	5.970	12.43	5.49
	00005	HSBC HOLDINGS	392,937.93	3.52	1,256,890.04	5.14	62.250	0.57	12.28
	01299	AIA	278,312.82	2.50	527,469.73	2.16	43.750	-6.12	24.95
	01398	ICBC	291,057.84	2.61	403,592.31	1.65	4.650	-0.64	5.06
	02388	BOC HONG KONG	73,374.04	0.66	293,394.65	1.20	27.750	20.02	10.95
	02318	PING AN	313,452.28	2.81	288,965.98	1.18	38.800	-9.77	10.90
	03988	BANK OF CHINA	229,903.94	2.06	287,660.63	1.18	3.440	-0.58	5.11
	00011	HANG SENG BANK	50,573.21	0.45	275,878.91	1.13	144.300	0.01	10.15
	00388	HKEX	248,642.87	2.23	224,295.90	0.92	183.200	-7.71	27.33
	03328	BANKCOMM	42,814.82	0.38	196,416.55	0.80	5.610	2.75	5.25
	02628	CHINA LIFE	249,434.05	2.24	150,311.74	0.61	20.200	-19.36	13.77
	00023	BANK OF E ASIA	19,639.52	0.18	80,271.42	0.33	29.700	2.95	15.23
Utilities (5)									
	00002	CLP HOLDINGS	58,743.02	0.53	180,009.60	0.74	71.250	8.20	11.49
	00003	HK & CHINA GAS	37,393.77	0.34	174,732.16	0.71	13.740	-0.56	23.93
	01038	CKI HOLDINGS	46,817.01	0.42	163,546.71	0.67	61.700	-14.07	13.89
	00006	POWER ASSETS	61,758.20	0.55	145,876.68	0.60	68.350	-4.14	18.87
	00836	CHINA RES POWER	23,375.23	0.21	59,230.41	0.24	12.320	-18.30	5.86
Properties (10)									
	00016	SHK PPT	124,017.16	1.11	283,754.81	1.16	98.000	4.70	8.66
	00688	CHINA OVERSEAS	132,504.98	1.19	225,149.94	0.92	20.550	-24.45	5.69
	01113	CK PROPERTY	78,778.48	0.71	181,831.18	0.74	47.550	-5.65	10.72
	00004	WHARF HOLDINGS	58,732.51	0.53	156,306.16	0.64	51.550	19.88	9.75
	00012	HENDERSON LAND	36,659.34	0.33	150,042.99	0.61	41.250	-4.47	7.03
	01109	CHINA RES LAND	64,671.39	0.58	120,875.59	0.49	17.440	-22.83	6.73
	00017	NEW WORLD DEV	34,115.67	0.31	77,035.32	0.32	8.200	7.05	8.65
	00101	HANG LUNG PPT	22,629.27	0.20	73,940.14	0.30	16.440	-6.80	14.49
	00083	SINO LAND	17,124.66	0.15	72,752.99	0.30	11.620	2.29	10.02
	00823	LINK REIT	70,010.42	0.63	n.a.	n.a.	50.400	8.62	n.a.
Commerce & Industry (23)									
	00700	TENCENT	730,948.90	6.56	1,797,761.25	7.35	189.700	24.39	51.48
	00941	CHINA MOBILE	318,350.98	2.86	1,683,084.69	6.88	82.200	-6.06	13.03
	00883	CNOOC	153,554.78	1.38	433,080.32	1.77	9.700	20.20	17.94
	00001	CKH HOLDINGS	148,662.11	1.33	339,089.94	1.39	87.900	-15.97	2.38
	00267	CITIC	32,989.32	0.30	322,901.92	1.32	11.100	-19.10	7.04
	01928	SANDS CHINA LTD	131,807.25	1.18	271,988.13	1.11	33.700	26.93	23.88
	00066	MTR CORPORATION	37,184.50	0.33	222,612.09	0.91	37.700	4.03	16.95
	00762	CHINA UNICOM	97,078.81	0.87	216,242.14	0.88	9.030	-4.44	17.18
	00027	GALAXY ENT	112,327.05	1.01	144,369.22	0.59	33.800	39.86	34.57
	00386	SINOPEC CORP	116,716.06	1.05	140,323.91	0.57	5.500	17.52	17.19
	00857	PETROCHINA	122,536.82	1.10	121,951.64	0.50	5.780	14.30	24.92
	02018	AAC TECH	64,289.48	0.58	86,512.60	0.35	70.450	39.37	23.30
	01044	HENGAN INT'L	46,504.50	0.42	68,618.38	0.28	56.950	-22.20	17.19
	00019	SWIRE PACIFIC A	27,894.70	0.25	67,030.50	0.27	74.050	-15.08	8.30
	00151	WANT WANT CHINA	26,511.75	0.24	62,388.54	0.26	4.970	-13.86	15.39
	02319	MENGIU DAIRY	34,495.90	0.31	58,632.17	0.24	14.940	18.20	20.52
	00992	LENOVO GROUP	76,300.19	0.68	52,210.68	0.21	4.700	-40.28	-
	00144	CHINA MER PORT	19,780.58	0.18	50,516.95	0.21	19.240	-21.95	12.41
	01088	CHINA SHENHUA	74,276.73	0.67	49,619.30	0.20	14.600	19.87	13.80
	00135	KUNLUN ENERGY	17,376.95	0.16	46,819.86	0.19	5.800	-15.94	341.18
	00293	CATHAY PAC AIR	14,789.88	0.13	40,125.21	0.16	10.200	-23.99	6.69
	01880	BELLE INT'L	21,092.21	0.19	36,773.26	0.15	4.360	-25.09	10.26
	00494	LI & FUNG	21,269.62	0.19	28,696.68	0.12	3.410	-35.29	8.67
Total (50)			5,879,247.81	52.74	13,826,873.43	56.55			
Total **			11,147,789.78	100.00	24,450,434.51	100.00			

Notes:

* As compared with previous year.

** Total Turnover is the sum of equity total and REIT total whereas Total Market capitalisation includes equities only.

() The number of constituent stocks.

Statistics on Hang Seng China Enterprises Index stocks, 2016

End of 2016

Stock code	Stock name	Turnover (HK\$mil)	% of equity total	Market capitalisation (HK\$mil)	% of equity total	Closing price (HK\$)	Change* (%)	P/E ratio (times)
00939	CCB	375,034.32	3.39	1,435,291.40	5.87	5.970	12.43	5.49
01398	ICBC	291,057.84	2.63	403,592.31	1.65	4.650	-0.64	5.06
02318	PING AN	313,452.28	2.83	288,965.98	1.18	38.800	-9.77	10.90
03988	BANK OF CHINA	229,903.94	2.08	287,660.63	1.18	3.440	-0.58	5.11
03328	BANKCOMM	42,814.82	0.39	196,416.55	0.80	5.610	2.75	5.25
02628	CHINA LIFE	249,434.05	2.26	150,311.74	0.61	20.200	-19.36	13.77
00386	SINOPEC CORP	116,716.06	1.06	140,323.91	0.57	5.500	17.52	17.19
00857	PETROCHINA	122,536.82	1.11	121,951.64	0.50	5.780	14.30	24.92
01288	ABC	85,633.58	0.77	97,749.46	0.40	3.180	0.32	4.83
03968	CM BANK	85,094.83	0.77	83,462.58	0.34	18.180	-0.66	6.67
02601	CPIC	63,420.43	0.57	75,071.87	0.31	27.050	-15.20	11.60
00998	CITIC BANK	46,433.49	0.42	73,369.06	0.30	4.930	-1.79	4.69
01988	MINSHENG BANK	54,580.95	0.49	57,479.37	0.24	8.290	7.94	5.35
02328	PICC P&C	91,651.04	0.83	55,562.31	0.23	12.080	-21.66	6.88
00728	CHINA TELECOM	48,457.78	0.44	49,681.13	0.20	3.580	-1.65	12.09
01088	CHINA SHENHUA	74,276.73	0.67	49,619.30	0.20	14.600	19.87	13.80
06837	HAITONG SEC	52,649.33	0.48	45,347.27	0.19	13.300	-2.92	7.54
01800	CHINA COMM CONS	55,853.70	0.51	39,493.30	0.16	8.920	12.63	7.79
01099	SINOPHARM	33,484.82	0.30	38,110.30	0.16	31.950	2.73	19.72
01211	BYD COMPANY	59,629.10	0.54	37,377.75	0.15	40.850	-4.22	30.49
01336	NCI	33,442.90	0.30	36,814.22	0.15	35.600	9.37	10.83
06030	CITIC SEC	47,732.05	0.43	35,906.44	0.15	15.760	-13.02	7.72
01359	CHINA CINDA	28,053.21	0.25	32,763.92	0.13	2.810	-2.09	6.09
01766	CRRC	41,814.72	0.38	30,422.62	0.12	6.960	-27.35	13.48
01776	GF SEC	20,168.85	0.18	27,535.06	0.11	16.180	-16.86	7.32
00914	ANHUI CONCH	60,581.28	0.55	27,421.56	0.11	21.100	1.20	12.41
00390	CHINA RAILWAY	29,495.13	0.27	26,843.15	0.11	6.380	8.32	10.10
01339	PICC GROUP	19,741.84	0.18	26,702.28	0.11	3.060	-19.47	5.57
06881	CGS	45,110.58	0.41	25,799.98	0.11	6.990	-1.55	5.28
06886	HTSC	25,768.73	0.23	25,441.88	0.10	14.800	-18.14	7.55
00902	HUANENG POWER	47,601.63	0.43	24,159.97	0.10	5.140	-23.17	4.56
01816	CGN POWER	24,244.32	0.22	23,778.52	0.10	2.130	-26.55	12.29
02202	CHINA VANKE	57,583.23	0.52	23,274.71	0.10	17.700	-22.71	9.04
00753	AIR CHINA	17,438.05	0.16	22,585.28	0.09	4.950	-18.99	7.23
02333	GREATWALL MOTOR	65,468.02	0.59	22,440.67	0.09	7.240	-19.82	6.88
00489	DONGFENG GROUP	36,673.41	0.33	21,617.89	0.09	7.570	-26.93	4.74
03898	CRRC TIMES ELEC	32,767.09	0.30	21,537.41	0.09	39.350	-12.65	13.11
01186	CHINA RAIL CONS	33,132.73	0.30	20,721.43	0.08	9.980	3.85	8.51
00916	CHINA LONGYUAN	21,358.69	0.19	20,240.58	0.08	6.060	3.59	14.14
00168	TSINGTAO BREW	13,239.03	0.12	19,193.53	0.08	29.300	-16.52	19.38
		3,193,531.36	28.88	4,242,038.97	17.35			
Equity total		11,056,703.53	100.00	24,450,434.51	100.00			

* As compared with previous year.

Statistics on Hang Seng China-Affiliated Corporations Index stocks, 2016

End of 2016

Stock code	Stock name	Turnover (HK\$mil)	% of equity total	Market capitalisation (HK\$mil)	% of equity total	Closing price (HK\$)	Change* (%)	P/E ratio (times)
00941	CHINA MOBILE	318,350.98	2.88	1,683,084.69	6.88	82.200	-6.06	13.03
00883	CNOOC	153,554.78	1.39	433,080.32	1.77	9.700	20.20	17.94
00267	CITIC	32,989.32	0.30	322,901.92	1.32	11.100	-19.10	7.04
00688	CHINA OVERSEAS	132,504.98	1.20	225,149.94	0.92	20.550	-24.45	5.69
00762	CHINA UNICOM	97,078.81	0.88	216,242.14	0.88	9.030	-4.44	17.18
01109	CHINA RES LAND	64,671.39	0.58	120,875.59	0.49	17.440	-22.83	6.73
00270	GUANGDONG INV	18,281.25	0.17	64,152.90	0.26	10.240	-6.74	16.40
00836	CHINA RES POWER	23,375.23	0.21	59,230.41	0.24	12.320	-18.30	5.86
02319	MENGNUI DAIRY	34,495.90	0.31	58,632.17	0.24	14.940	18.20	20.52
00966	CHINA TAIPING	31,860.87	0.29	57,504.30	0.24	16.000	-33.33	8.97
01114	BRILLIANCE CHI	31,741.16	0.29	53,825.81	0.22	10.680	9.54	12.88
00992	LENOVO GROUP	76,300.19	0.69	52,210.68	0.21	4.700	-40.28	-
00144	CHINA MER PORT	19,780.58	0.18	50,516.95	0.21	19.240	-21.95	12.41
00291	CHINA RES BEER	25,291.30	0.23	49,960.32	0.20	15.400	1.21	-
01193	CHINA RES GAS	17,773.65	0.16	48,483.48	0.20	21.800	-5.83	16.71
00135	KUNLUN ENERGY	17,376.95	0.16	46,819.86	0.19	5.800	-15.94	341.18
00392	BEIJING ENT	21,665.13	0.20	46,257.92	0.19	36.650	-21.94	8.30
00371	BJ ENT WATER	26,712.62	0.24	45,084.76	0.18	5.160	-4.97	18.32
00257	CHINA EB INT'L	22,402.85	0.20	39,403.04	0.16	8.790	-11.75	18.90
00165	CHINA EB LTD	14,397.14	0.13	24,874.34	0.10	14.760	-17.17	4.84
01199	COSCO SHIP PORT	8,734.14	0.08	23,494.79	0.10	7.790	-0.57	7.71
00363	SHANGHAI IND H	7,792.96	0.07	22,817.88	0.09	21.000	3.67	8.23
00817	CHINA JINMAO	4,167.96	0.04	22,304.08	0.09	2.090	-21.13	5.48
00152	SHENZHEN INT'L	7,889.28	0.07	22,121.89	0.09	11.300	-21.20	9.74
02380	CHINA POWER	14,915.00	0.13	20,668.01	0.08	2.810	-37.28	4.08
		1,224,104.42	11.07	3,809,698.18	15.58			
Equity total		11,056,703.53	100.00	24,450,434.51	100.00			

* As compared with previous year.

Statistics on China enterprises (H shares), 2012-2016

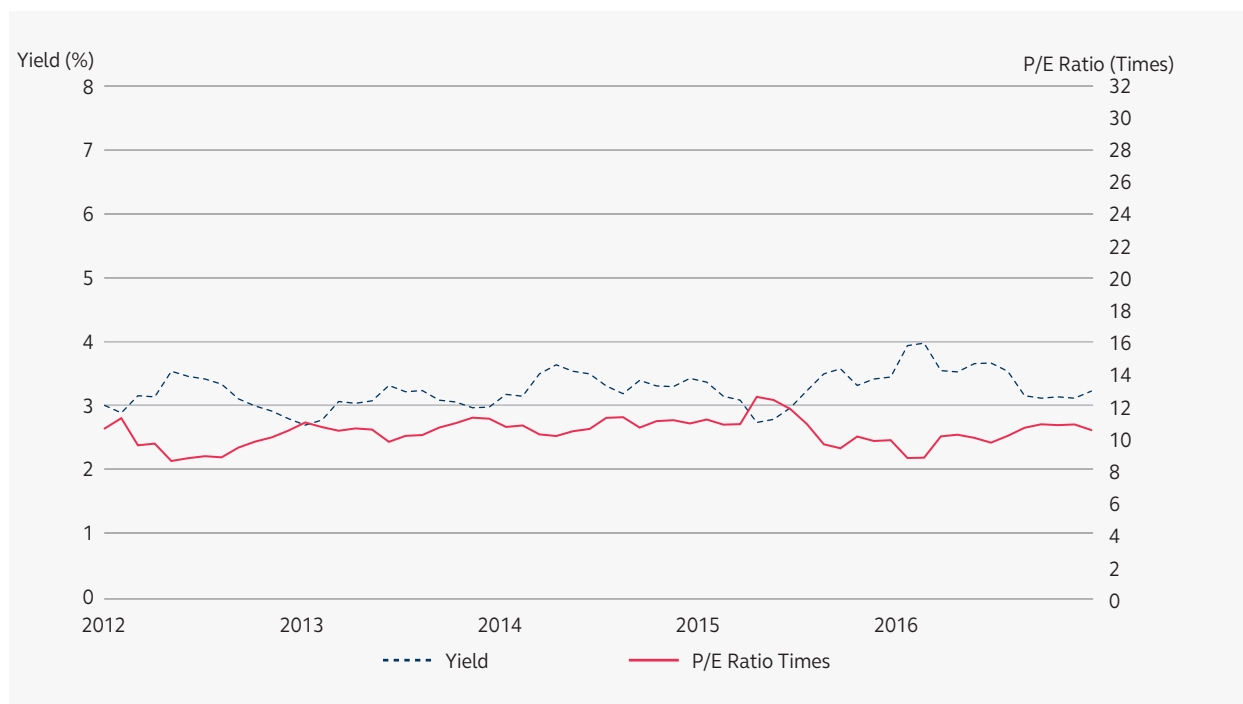
Year/Month	No. of issues	Turnover				Market capitalisation	
		Shares (mil)	% of equity total	Value (HK\$mil)	% of equity total	HK\$mil	% of equity total
2012	148	569,310.59	29.07	3,681,421.40	38.77	4,890,925.94	22.36
2013	158	631,298.16	25.79	4,217,366.31	37.85	4,906,583.21	20.52
2014	179	662,386.88	20.16	4,398,535.08	35.27	5,723,993.53	22.99
2015	206	870,624.56	15.98	6,882,112.86	39.95	5,157,109.86	21.11
2016	218	651,424.90	19.91	3,983,132.61	36.02	5,316,159.06	21.74
2016 Jan	206	64,985.17	21.99	380,368.08	38.40	4,433,369.32	20.51
2016 Feb	206	44,292.11	18.31	236,921.61	34.31	4,285,275.02	20.17
2016 Mar	208	54,969.18	16.88	331,045.38	34.56	4,847,076.04	20.90
2016 Apr	208	50,545.17	17.37	309,451.69	35.98	4,829,633.08	20.68
2016 May	208	50,500.05	19.39	298,005.15	36.36	4,718,402.07	20.64
2016 Jun	208	56,291.89	24.52	314,154.23	35.53	4,759,426.32	20.88
2016 Jul	210	48,343.97	21.85	296,049.94	36.54	4,898,588.00	20.59
2016 Aug	211	60,056.98	20.74	394,465.00	37.84	5,262,504.13	21.12
2016 Sep	212	64,627.27	20.74	415,917.32	36.47	5,327,179.78	21.04
2016 Oct	213	43,115.65	16.23	277,704.88	33.70	5,297,765.50	21.09
2016 Nov	216	60,264.38	19.70	392,131.79	35.51	5,443,105.61	21.57
2016 Dec	218	53,433.07	22.78	336,917.54	36.14	5,316,159.06	21.74

Note: Market capitalisation represents the value of the H shares only, not that of the entire issued capital of the enterprise.

Statistics on red chips stocks, 2012-2016

Year/Month	No. of issues	Turnover				Market capitalisation	
		Shares (mil)	% of equity total	Value (HK\$mil)	% of equity total	HK\$mil	% of equity total
2012	103	156,923.72	8.01	1,459,847.85	15.37	4,835,257.67	20.22
2013	116	251,052.12	10.26	1,704,419.16	15.30	4,815,316.86	20.14
2014	128	281,836.64	8.58	1,897,810.54	15.22	5,214,967.56	20.95
2015	140	400,840.46	7.36	2,415,551.02	14.02	5,137,712.98	21.03
2016	147	264,116.10	8.07	1,564,516.57	14.15	4,898,947.36	20.04
2016 Jan	145	24,629.41	8.33	137,202.91	13.85	4,591,485.20	21.24
2016 Feb	145	16,568.43	6.85	98,055.90	14.20	4,501,244.99	21.18
2016 Mar	145	22,209.41	6.82	143,584.06	14.99	4,888,578.16	21.08
2016 Apr	145	18,930.86	6.50	123,427.30	14.35	4,917,658.66	21.05
2016 May	145	17,797.42	6.83	109,569.51	13.37	4,795,661.79	20.97
2016 Jun	146	18,646.11	8.12	121,455.59	13.74	4,832,835.45	21.20
2016 Jul	146	18,025.86	8.15	122,587.55	15.13	5,058,224.75	21.26
2016 Aug	146	32,516.93	11.23	150,690.43	14.45	5,236,158.13	21.02
2016 Sep	146	24,971.76	8.01	156,368.36	13.71	5,200,594.57	20.54
2016 Oct	146	21,977.81	8.27	135,105.23	16.40	5,119,524.76	20.38
2016 Nov	147	30,697.47	10.03	149,007.81	13.49	5,096,426.21	20.20
2016 Dec	147	17,144.64	7.31	117,461.90	12.60	4,898,947.36	20.04

Average dividend yields and average price earnings ratios movement, 2012-2016



Average dividend yields and average price earning ratios of HSI, HSCEI and HSCCI stocks*, 2012-2016

Year/Month	Average dividend yields (%)			Average price earning ratios (Times)			
	HSI	HSCEI	HSCCI	HSI	HSCEI	HSCCI	
2012	3.18	3.29	2.10	10.86	9.58	12.93	
2013	3.20	3.76	2.18	11.43	8.84	12.93	
2014	3.60	3.73	2.66	11.01	8.93	11.23	
2015	4.15	4.30	2.75	8.87	7.07	10.14	
2016	3.77	3.97	5.52	10.86	7.39	10.85	
2016	Jan	4.62	5.04	3.21	8.01	6.03	8.69
	Feb	4.76	5.24	3.27	7.90	5.80	8.54
	Mar	3.98	4.21	4.71	10.15	7.09	11.12
	Apr	3.92	4.20	4.74	10.30	7.05	11.03
	May	3.92	4.31	4.92	10.28	6.87	11.32
	Jun	3.97	4.27	5.00	10.32	6.87	11.22
	Jul	3.77	4.15	5.24	10.86	7.06	11.55
	Aug	3.60	3.90	4.97	11.42	7.52	12.17
	Sep	3.58	3.86	5.18	11.57	7.61	11.79
	Oct	3.64	3.87	5.32	11.39	7.59	11.49
	Nov	3.66	3.76	5.33	11.32	7.82	11.47
	Dec	3.77	3.97	5.52	10.86	7.39	10.85

* Month-end or year-end figures

Average dividend yields of all listed stocks by Hang Seng Industry Classification System*, 2012-2016

(%)

Year/Month	All listed stocks	Energy	Materials	Industrials	Consumer Goods	Consumer Services	Telecommunications	Utilities	Financials	Properties & Construction	Information Technology	Conglomerates	
2012	2.81	2.63	1.69	2.25	2.14	2.34	3.45	2.46	3.63	2.31	0.97	3.18	
2013	2.99	3.56	1.85	2.11	2.01	1.87	3.93	2.25	4.13	3.05	1.02	2.70	
2014	3.44	4.41	2.76	1.94	2.45	3.04	3.53	2.39	4.17	4.16	0.79	5.46	
2015	3.46	5.18	2.39	2.33	3.40	2.91	3.30	2.89	4.54	3.57	0.94	3.07	
2016	3.24	2.60	1.76	2.81	2.34	3.12	3.27	3.46	4.44	3.78	0.71	3.14	
2016	Jan	3.95	5.59	2.70	2.70	3.90	3.84	3.39	3.22	5.29	4.14	1.03	3.55
	Feb	3.99	5.57	2.64	2.74	4.08	3.48	3.51	3.17	5.49	4.12	1.02	3.66
	Mar	3.56	3.72	1.96	2.64	3.66	3.18	3.09	3.16	4.94	3.91	0.82	2.89
	Apr	3.54	3.49	1.89	2.62	3.59	3.25	3.05	3.25	4.87	3.85	0.85	3.02
	May	3.67	3.65	2.07	3.22	3.69	4.18	3.10	3.26	4.94	4.01	0.80	3.06
	Jun	3.68	3.52	2.01	3.27	3.79	4.28	3.12	3.24	4.99	3.89	0.79	3.15
	Jul	3.55	3.57	1.94	3.23	3.95	3.99	2.90	3.18	4.83	3.61	0.75	3.00
	Aug	3.17	2.78	1.45	2.76	2.46	3.46	2.87	3.17	4.49	3.46	0.70	2.84
	Sep	3.13	2.67	1.86	2.81	2.45	3.12	2.90	3.17	4.42	3.45	0.67	2.95
	Oct	3.15	2.58	1.85	2.83	2.36	3.11	3.05	3.22	4.44	3.50	0.68	2.98
	Nov	3.13	2.63	1.71	2.74	2.20	2.95	3.17	3.30	4.33	3.57	0.71	2.94
	Dec	3.24	2.60	1.76	2.81	2.34	3.12	3.27	3.46	4.44	3.78	0.71	3.14

Note: Month-end or year-end figures.

* Industry Classification is provided by Hang Seng Indexes Company Limited

New Hang Seng Industry Classification System took effect on 9 September 2013

Average price earnings ratios of all listed stocks by Hang Seng Industry Classification System*, 2012-2016

(Times)

Year/Month	All listed stocks	Energy	Materials	Industrials	Consumer Goods	Consumer Services	Telecommunications	Utilities	Financials	Properties & Construction	Information Technology	Conglomerates	
2012	10.50	10.42	9.35	9.38	15.81	16.00	13.15	18.73	10.15	7.04	12.98	5.68	
2013	11.24	8.76	11.94	17.52	19.53	23.34	11.45	18.32	9.53	6.19	36.56	10.19	
2014	10.94	8.32	13.92	17.05	16.79	15.53	12.91	18.30	9.12	7.00	28.74	9.17	
2015	9.90	6.59	12.70	16.58	15.99	12.73	13.54	8.49	8.26	7.21	30.79	6.61	
2016	10.53	20.74	16.75	13.89	17.95	16.84	13.59	13.10	7.58	8.26	36.41	4.26	
2016	Jan	8.79	6.10	11.27	14.21	13.94	11.50	13.18	7.64	7.08	6.34	28.31	5.70
	Feb	8.81	6.12	11.53	14.18	13.34	14.29	12.90	7.60	6.99	6.38	28.30	5.57
	Mar	10.14	18.83	15.16	15.27	14.97	14.58	14.55	13.97	7.38	7.75	27.98	4.70
	Apr	10.24	19.15	15.96	16.34	15.31	14.37	14.75	13.51	7.51	7.85	28.05	4.50
	May	10.05	17.71	15.23	13.32	15.16	14.18	14.53	13.50	7.39	7.52	32.53	4.44
	Jun	9.75	18.23	16.07	13.18	16.26	13.90	14.45	13.71	6.68	7.74	32.75	4.32
	Jul	10.17	17.90	16.36	13.24	16.64	14.95	15.51	14.06	6.90	8.28	34.34	4.54
	Aug	10.67	17.95	17.00	14.04	17.15	14.69	15.53	14.35	7.49	8.61	37.23	4.78
	Sep	10.89	20.38	15.98	13.89	17.69	16.18	15.35	14.27	7.61	8.96	38.86	4.54
	Oct	10.84	21.10	16.01	13.82	18.19	16.87	14.62	14.05	7.59	8.86	38.17	4.49
	Nov	10.88	20.68	17.27	14.25	18.69	17.84	14.04	13.72	7.78	8.66	36.58	4.54
	Dec	10.53	20.74	16.75	13.89	17.95	16.84	13.59	13.10	7.58	8.26	36.41	4.26

Note: Month-end or year-end figures.

* Industry Classification is provided by Hang Seng Indexes Company Limited

New Hang Seng Industry Classification System took effect on 9 September 2013

Cash dividend payout by Hang Seng Industry Classification System*, 2012 – 2016

Year/Month	No. of companies declared	No. of companies paid	Energy (HK\$mil)	Materials (HK\$mil)	Industrials (HK\$mil)	Consumer Goods (HK\$mil)	Consumer Services (HK\$mil)	Telecommunications (HK\$mil)	Utilities (HK\$mil)	Financials (HK\$mil)	Properties & Construction (HK\$mil)	Information Technology (HK\$mil)	Conglomerates (HK\$mil)	Total dividend payout (HK\$mil)	
2012	1,314	731	43,962.96	8,528.14	8,190.38	39,267.42	34,105.26	79,129.19	26,032.12	252,345.82	80,026.40	8,742.32	21,740.66	602,070.68	
2013	1,372	730	54,436.13	8,381.74	18,694.44	42,662.99	26,009.10	81,408.61	28,931.30	282,270.84	98,550.39	14,222.51	21,552.04	677,120.07	
2014	1,495	789	51,536.68	13,940.46	19,979.17	53,517.15	34,442.43	77,157.11	35,583.22	310,074.59	132,453.44	20,958.67	52,070.06	801,712.98	
2015	1,556	817	44,656.34	8,107.85	24,896.67	85,817.02	32,574.54	78,977.29	41,926.27	321,670.95	126,602.52	13,729.45	37,103.68	816,062.58	
2016	1,644	810	26,078.33	6,803.04	28,975.29	53,013.13	40,070.43	69,540.40	47,160.01	318,548.00	137,952.43	19,235.52	30,765.44	778,142.01	
2016	Jan	18	5	72.31	300.74	212.88	1,733.59	186.54	201.13	293.83	40.43	4,622.62	-	-	7,664.05
	Feb	143	58	-	193.92	5.25	279.99	95.18	-	-	91.97	161.72	-	-	828.02
	Mar	1,146	580	-	-	854.60	245.08	19.10	-	2,652.77	12,261.97	6,076.38	58.14	478.42	22,646.47
	Apr	38	9	-	-	303.24	1,586.95	979.38	286.72	1,777.84	32,830.45	10,876.59	3,749.21	-	52,390.38
	May	52	20	-	789.25	3,258.30	3,417.38	2,075.90	2,775.37	8,419.76	6,751.74	14,689.23	307.74	5,361.42	47,846.09
	Jun	263	108	3,023.67	1,774.19	5,111.37	15,860.89	6,662.26	31,007.29	13,421.80	16,855.74	19,935.11	7,306.79	13,507.94	134,467.06
	Jul	36	14	13,436.73	1,530.34	6,656.37	3,107.71	19,757.68	1,318.35	3,182.96	142,820.05	26,822.48	3,998.50	1,626.56	224,257.74
	Aug	1,239	275	26.65	948.17	3,086.64	8,184.62	476.57	-	5,869.29	49,336.71	7,951.63	1,101.37	-	76,981.66
	Sep	60	18	2,362.74	386.09	1,874.74	8,613.77	3,434.08	32,933.94	5,481.24	22,531.29	18,213.66	1,061.51	5,745.89	102,638.93
	Oct	32	11	7,062.96	871.15	3,190.66	4,289.61	4,820.43	661.42	4,538.30	16,688.25	10,969.45	503.33	2,089.95	55,685.54
	Nov	299	83	-	9.19	904.72	298.14	533.43	-	82.14	2,502.54	10,990.68	685.28	652.38	16,658.49
	Dec	25	8	93.27	-	3,516.51	5,395.40	1,029.88	356.17	1,440.08	15,836.86	6,642.88	463.64	1,302.87	36,077.57

* Hang Seng Industry Classification System (HSICS) is provided by Hang Seng Indexes Company Limited

Note: New Hang Seng Industry Classification System took effect on 9 September 2013.

Short selling transactions by designated stock, 2016

Stock code	Name	Short selling turnover* (shares)	Total turnover (shares)	% of total	Short selling Value (HK\$)	Total turnover Value (HK\$)	% of total
01361	361 DEGREES	32,499,000	647,543,928	5.02	91,985,480	1,763,588,846	5.22
01530	3SBIO	207,486,500	1,449,345,441	14.32	1,735,657,649	12,350,157,549	14.05
02018	AAC TECH	163,376,000	967,435,900	16.89	10,099,759,325	64,289,480,678	15.71
02686	AAG ENERGY	1,079,000	84,621,364	1.28	1,283,430	108,482,678	1.18
01288	ABC	7,069,701,224	28,865,454,907	24.49	20,800,152,738	85,633,581,086	24.29
03383	AGILE GROUP	212,764,000	1,202,865,582	17.69	887,250,380	5,091,724,882	17.43
08279	AGTECH HOLDINGS	57,248,000	1,525,363,932	3.75	101,182,320	2,785,382,764	3.63
01299	AIA	1,042,144,195	6,147,174,831	16.95	46,459,235,768	278,312,822,717	16.69
00753	AIR CHINA	436,686,000	3,238,054,821	13.49	2,356,033,860	17,438,046,143	13.51
00538	AJISEN (CHINA)	7,447,000	184,161,253	4.04	25,012,380	596,786,588	4.19
01060	ALI PICTURES	1,259,880,000	7,669,377,003	16.43	2,090,766,000	12,853,101,623	16.27
00056	ALLIED PPT (HK)	666,000	221,987,349	0.30	1,026,380	346,955,872	0.30
02843	AMUNDI A50	40,000	4,399,800	0.91	456,000	49,992,104	0.91
82843	AMUNDI A50-R	70,000	4,791,400	1.46	791,891	53,594,525	1.48
03012	AMUNDI HK35	27,000	8,352,000	0.32	473,130	142,795,900	0.33
83012	AMUNDI HK35-R	120,000	3,789,000	3.17	2,019,799	64,116,196	3.15
02300	AMVIG HOLDINGS	1,370,000	131,755,469	1.04	3,892,020	381,224,832	1.02
00347	ANGANG STEEL	449,044,000	3,660,709,019	12.27	1,689,093,280	14,084,450,278	11.99
00914	ANHUI CONCH	824,023,500	3,049,001,383	27.03	16,593,879,370	60,581,277,707	27.39
00995	ANHUI EXPRESSWAY	6,128,000	218,800,286	2.80	38,600,540	1,358,488,951	2.84
02020	ANTA SPORTS	364,068,000	1,660,962,960	21.93	6,766,948,110	30,951,559,719	21.86
03337	ANTON OILFIELD	61,654,000	2,254,196,677	2.74	47,265,720	2,055,896,549	2.30
01045	APT SATELLITE	3,175,500	72,208,206	4.40	15,401,790	375,327,452	4.10
00743	ASIA CEMENT CH	786,500	74,926,071	1.05	1,273,035	128,783,281	0.99
00662	ASIA FINANCIAL	56,000	99,989,574	0.06	245,020	451,899,939	0.05
00522	ASM PACIFIC	31,041,400	186,814,948	16.62	1,879,028,000	12,010,233,587	15.65
01717	AUSNUTRIA	9,000	54,920,309	0.02	26,400	144,381,834	0.02
00720	AUTO ITALIA	2,500,000	540,481,610	0.46	654,925	124,523,833	0.53
00161	AVIC IHL	632,000	92,727,968	0.68	2,545,820	382,407,872	0.67
00232	AVIC INT'L	41,516,000	1,862,532,034	2.23	24,812,400	1,091,523,804	2.27
02357	AVICHINA	247,407,000	2,002,026,495	12.36	1,351,145,420	11,008,909,068	12.27
01958	BAIC MOTOR	40,968,500	698,213,586	5.87	277,917,435	4,966,839,610	5.60
00874	BAIYUNSHAN PH	18,332,000	249,155,987	7.36	340,491,380	4,603,928,434	7.40
03988	BANK OF CHINA	10,223,729,571	70,466,782,344	14.51	33,791,834,239	229,903,939,409	14.70
00023	BANK OF E ASIA	263,914,221	690,650,303	38.21	7,305,945,532	19,639,515,014	37.20
03328	BANKCOMM	1,527,873,640	8,095,490,341	18.87	8,065,004,496	42,814,820,107	18.84
00416	BANKOFJINZHOU	2,588,000	221,836,065	1.17	18,719,800	1,426,168,648	1.31
06196	BANKOFZHENGZHOU	44,000	190,367,697	0.02	200,390	883,794,369	0.02
01293	BAOXIN AUTO	153,134,000	1,368,515,300	11.19	662,061,930	5,364,551,366	12.34
02355	BAOYE GROUP	478,000	70,517,193	0.68	2,559,520	372,729,605	0.69
02009	BBMG	224,326,500	3,027,584,883	7.41	854,483,685	10,819,245,465	7.90
01963	BCQ	18,064,500	205,895,401	8.77	109,972,725	1,259,590,570	8.73
01250	BE CLEAN ENERGY	13,340,000	7,626,066,083	0.17	2,979,660	1,873,944,786	0.16
00694	BEIJING AIRPORT	114,480,000	1,018,805,323	11.24	932,246,200	8,278,327,367	11.26
00392	BEIJING ENT	48,960,000	554,266,752	8.83	1,905,971,675	21,665,125,238	8.80
00588	BEIJING N STAR	10,554,000	296,449,946	3.56	25,860,740	733,372,162	3.53
01880	BELLE INT'L	697,746,224	4,359,814,154	16.00	3,364,686,981	21,092,208,697	15.95
02111	BEST PACIFIC	1,114,000	205,598,397	0.54	7,387,240	1,142,247,664	0.65
01112	BIOSTIME	45,688,500	593,883,757	7.69	1,014,023,095	13,560,188,194	7.48
02868	BJ CAPITAL LAND	51,424,000	849,294,456	6.05	154,057,360	2,555,277,838	6.03
00371	BJ ENT WATER	1,002,246,000	5,475,588,724	18.30	4,872,503,600	26,712,620,132	18.24
00925	BJ PROPERTIES	3,178,000	339,678,667	0.94	1,524,460	158,021,928	0.96
00963	BLOOMAGE BIOTEC	13,192,500	154,521,882	8.54	177,378,000	2,137,607,549	8.30
06828	BLUE SKY PWR	76,344,000	9,202,126,215	0.83	44,845,560	5,327,056,212	0.84
03121	BMO AP REAL EST	74,400	4,471,600	1.66	687,470	43,773,908	1.57
03145	BMO ASIA HIGHDV	19,600	2,006,600	0.98	130,584	13,773,802	0.95
03141	BMO ASIA IGBOND	6,600	17,921,571	0.04	103,520	277,601,539	0.04
03165	BMO EU QLTQ HDG	1,072,600	12,728,306	8.43	9,687,076	113,898,166	8.51
03143	BMO HK BANKS	219,000	2,738,400	8.00	1,384,892	18,078,721	7.66
03160	BMO JAPAN HDG	298,400	23,556,800	1.27	2,459,044	195,086,158	1.26
03086	BMO NASDAQ100	22,600	1,367,600	1.65	208,914	12,497,892	1.67
02588	BOC AVIATION	1,362,900	177,027,107	0.77	54,067,845	7,231,056,819	0.75
02388	BOC HONG KONG	531,837,000	2,965,874,871	17.93	12,786,807,230	73,374,036,410	17.43
01685	BOER POWER	44,639,000	832,580,245	5.36	259,499,680	4,117,550,448	6.30
02832	BOSERA FA50	14,800	409,500	3.61	83,184	2,310,511	3.60
82832	BOSERA FA50-R	10,700	291,900	3.67	60,174	1,638,077	3.67
03998	BOSIDENG	26,912,000	955,739,554	2.82	16,939,100	629,466,206	2.69
00434	BOYAA	12,987,000	506,486,151	2.56	53,733,740	1,881,364,598	2.86
03866	BQD	2,000	132,907,658	0.00	10,090	636,726,982	0.00
00933	BRIGHTOIL	181,129,000	1,275,840,602	14.20	404,047,620	2,943,195,690	13.73
01114	BRILLIANCE CHI	925,498,000	3,825,896,013	24.19	7,702,946,220	31,741,162,244	24.27
01211	BYD COMPANY	269,584,000	1,332,029,233	20.24	11,803,055,300	59,629,095,248	19.79
00285	BYD ELECTRONIC	224,339,000	1,985,306,476	11.30	1,205,463,165	10,586,346,137	11.39
01224	C C LAND	10,249,000	246,243,747	4.16	23,091,140	550,992,141	4.19
00721	C FIN INT INV	58,210,000	1,829,005,648	3.18	37,080,650	1,141,186,231	3.25
00735	C P NEW ENERGY	45,195,000	2,291,799,080	1.97	57,833,095	1,984,723,774	2.91
01094	C P PROCUREMENT	84,080,000	6,966,271,580	1.21	12,722,356	824,249,629	1.54
01004	C SMARTERENERGY	13,822,000	2,459,294,460	0.56	9,653,050	1,641,260,351	0.59
00658	C TRANSMISSION	189,255,000	2,097,109,208	9.02	1,236,849,930	14,671,545,335	8.43
01028	C.BANNER	4,011,000	234,347,963	1.71	10,849,280	676,703,947	1.60
00043	C.P. POKPHAND	43,474,000	1,747,289,689	2.49	36,075,040	1,538,249,430	2.35
02030	CABBEEN	645,000	94,944,223	0.68	2,527,050	271,287,828	0.93
00341	CAFE DE CORAL H	8,372,000	93,265,767	8.98	206,799,400	2,294,829,480	9.01
01848	CALC	6,105,000	248,422,249	2.46	48,307,670	2,129,343,094	2.27
03180	CAM CES A80	12,000	60,400	19.87	141,020	697,488	20.22
83180	CAM CES A80-R	4,000	39,200	10.20	46,552	445,317	10.45

Short selling transactions by designated stock, 2016 (continued)

Stock code	Name	Short selling turnover* (shares)	Total turnover (shares)	% of total	Short selling Value (HK\$)	Total turnover Value (HK\$)	% of total
03188	CAM CSI300	367,508,200	1,567,399,935	23.45	14,115,538,740	60,115,499,990	23.48
83188	CAM CSI300-R	17,311,400	93,267,439	18.56	659,691,365	3,535,224,201	18.66
03157	CAM HS SMALLCAP	34,200	6,285,736	0.54	691,350	134,311,121	0.51
01381	CANVEST ENV	29,824,000	898,018,656	3.32	106,136,520	3,172,387,269	3.35
03989	CAPITAL ENV	45,066,000	2,151,842,782	2.09	13,556,370	649,460,393	2.09
00699	CAR INC	252,799,000	2,228,602,527	11.34	2,128,945,650	18,373,613,039	11.59
00996	CARNIVAL GROUP	171,260,000	3,859,243,263	4.44	170,539,000	3,806,526,851	4.48
00293	CATHAY PAC AIR	372,312,000	1,274,686,487	29.21	4,270,571,400	14,789,881,093	28.87
01375	CC SECURITIES	64,494,000	855,663,619	7.54	237,779,830	3,212,040,774	7.40
00939	CCB	13,715,624,002	70,886,746,901	19.35	73,031,909,064	375,034,322,370	19.47
00261	CCT LAND	27,600,000	178,836,604,366	0.02	715,120	3,910,642,578	0.02
00661	CDAYENONFER	3,278,000	1,140,500,854	0.29	412,892	159,842,604	0.26
06818	CEB BANK	424,279,000	2,694,475,780	15.75	1,471,007,010	9,413,823,491	15.63
00832	CENTRAL CHINA	2,243,000	272,695,283	0.82	3,638,400	427,120,685	0.85
00798	CEOVU	904,000	1,275,631,781	0.07	711,000	1,072,700,742	0.07
01811	CGN NEW ENERGY	39,788,000	1,035,148,806	3.84	48,438,220	1,255,183,903	3.86
01816	CGN POWER	1,678,874,000	10,354,667,876	16.21	3,897,350,560	24,244,324,898	16.08
06881	CGS	764,599,000	6,463,732,753	11.83	5,334,075,180	45,110,580,237	11.82
00633	CH ALL ACCESS	26,618,000	268,283,090	9.92	66,586,560	683,501,021	9.74
00039	CH BEIDAHUANG	35,868,000	2,060,669,160	1.74	16,675,300	933,723,380	1.79
03996	CH ENERGY ENG	35,060,000	1,020,377,320	3.44	40,982,780	1,222,894,678	3.35
01117	CH MODERN D	429,308,000	3,318,328,900	12.94	644,798,290	5,022,894,238	12.84
00081	CH OVS G OCEANS	22,493,000	462,944,123	4.86	59,690,840	1,198,592,189	4.98
02600	CHALCO	1,061,360,000	5,462,677,570	19.43	2,999,706,140	15,282,394,684	19.63
02778	CHAMPION REIT	104,667,000	1,146,320,957	9.13	428,362,310	4,894,102,168	8.75
00951	CHAOWEI POWER	53,594,000	510,210,271	10.50	318,720,510	3,052,639,173	10.44
01812	CHENMING PAPER	2,907,500	397,477,964	0.73	22,974,885	2,560,536,689	0.90
00025	CHEVALIER INT'L	28,000	7,174,545	0.39	351,520	88,742,587	0.40
00978	CHI MER LAND	9,276,000	554,119,921	1.67	10,642,260	657,139,830	1.62
00651	CHI OCEAN IND	467,800,000	16,642,913,935	2.81	93,119,825	3,366,039,420	2.77
00815	CHI SILVER GP	74,938,000	1,254,465,030	5.97	127,479,060	2,149,430,873	5.93
00976	CHIHU-TIANDE	9,230,000	477,307,337	1.93	51,895,160	2,435,432,051	2.13
00031	CHINA AEROSPACE	34,022,000	1,403,652,835	2.42	32,786,120	1,415,204,378	2.32
00606	CHINA AGRI	177,746,000	2,070,574,203	8.58	446,265,930	5,477,079,361	8.15
01566	CHINA ANIMATION	5,090,000	418,786,509	1.22	16,066,950	1,457,282,444	1.10
03883	CHINA AOYUAN	7,180,000	543,092,009	1.32	12,085,940	908,375,926	1.33
00164	CHINA BAOLI TEC	51,225,000	11,120,386,894	0.46	13,099,850	2,744,538,087	0.48
03983	CHINA BLUECHEM	105,526,000	1,035,035,753	10.20	183,131,940	1,788,869,778	10.24
00217	CHINA CHENGTONG	24,046,000	650,305,246	3.70	15,682,250	438,930,438	3.57
01359	CHINA CINDA	1,215,399,952	10,619,763,552	11.44	3,230,735,275	28,053,206,647	11.52
01898	CHINA COAL	776,848,000	3,505,792,318	22.16	2,878,054,940	13,048,949,382	22.06
01800	CHINA COMM CONS	977,196,130	6,619,651,469	14.76	8,396,621,722	55,853,699,018	15.03
03969	CHINA CRSC	32,680,000	730,030,391	4.48	171,420,310	3,815,710,056	4.49
03818	CHINA DONGXIANG	160,251,000	2,028,021,003	7.90	250,286,470	3,108,984,848	8.05
00670	CHINA EAST AIR	707,140,000	3,399,538,137	20.80	2,779,469,440	13,425,105,046	20.70
00257	CHINA EB INT'L	427,183,000	2,524,717,929	16.92	3,805,384,290	22,402,845,495	16.99
00165	CHINA EB LTD	75,650,000	926,304,376	8.17	1,167,570,800	14,397,138,207	8.11
00085	CHINA ELECTRON	56,972,000	817,853,786	6.97	115,090,440	1,692,795,100	6.80
01185	CHINA ENERGINE	708,000	683,723,020	0.10	441,680	411,066,825	0.11
00506	CHINA FOODS	46,290,000	919,733,144	5.03	140,523,140	2,872,574,444	4.89
00384	CHINA GAS HOLD	289,024,000	1,230,418,022	23.49	3,195,581,400	13,695,294,734	23.33
01282	CHINA GOLDJOY	197,776,000	4,397,558,679	4.50	159,441,880	3,643,003,952	4.38
03788	CHINA HANKING	7,453,000	982,556,698	0.76	12,827,630	1,675,963,401	0.77
02799	CHINA HUARONG	337,336,000	2,266,570,223	14.88	1,003,238,690	6,834,045,552	14.68
00412	CHINA INNO FIN	5,748,000	3,814,465,082	0.15	4,628,160	2,708,150,759	0.17
01027	CHINA JICHENG	117,470,000	5,102,356,300	2.30	25,633,840	1,421,841,986	1.80
00817	CHINA JINMAO	236,860,000	1,898,644,149	12.48	513,391,380	4,167,955,302	12.32
02128	CHINA LESSO	55,108,000	1,142,761,247	4.82	261,235,540	5,318,188,416	4.91
02628	CHINA LIFE	2,307,080,240	13,067,435,690	17.66	43,967,202,333	249,434,047,168	17.63
01234	CHINA LILANG	9,988,000	200,960,721	4.97	47,169,710	956,631,214	4.93
00931	CHINA LNG	388,160,000	12,743,265,189	3.05	85,694,220	2,984,349,305	2.87
00916	CHINA LONGYUAN	496,484,000	3,710,141,356	13.38	2,802,882,080	21,358,686,565	13.12
01371	CHINA LOTSYN	252,880,000	6,774,928,348	3.73	72,256,240	1,946,963,588	3.71
00144	CHINA MER PORT	166,554,000	929,933,050	17.91	3,609,632,220	19,780,583,933	18.25
00133	CHINA MERCHANTS	836,000	52,967,071	1.58	9,379,440	590,374,165	1.59
00340	CHINA MINING	590,000	2,197,407,601	0.03	63,974	254,576,650	0.03
00941	CHINA MOBILE	489,961,272	3,611,921,631	13.57	43,087,643,136	318,350,984,710	13.53
00026	CHINA MOTOR BUS	800	2,569,243	0.03	63,490	215,556,583	0.03
00715	CHINA OCEANWIDE	118,270,000	1,325,678,805	8.92	99,856,920	1,137,858,459	8.78
00603	CHINA OIL & GAS	19,540,000	1,124,505,757	1.74	10,518,000	617,717,268	1.70
02883	CHINA OILFIELD	923,172,000	4,325,694,913	21.34	5,909,270,880	28,476,565,122	20.75
01332	CHINA OPTO	2,900,000	2,260,420,525	0.13	1,003,450	708,433,386	0.14
00688	CHINA OVERSEAS	975,978,091	5,487,116,956	17.79	23,722,487,824	132,504,978,274	17.90
02669	CHINA OVS PPT	220,165,000	5,601,799,759	3.93	305,804,400	7,336,318,948	4.17
02380	CHINA POWER	321,270,000	4,711,254,263	6.82	1,032,305,800	14,914,998,877	6.92
01186	CHINA RAIL CONS	697,072,000	3,544,856,230	19.66	6,540,664,010	33,132,726,102	19.74
00390	CHINA RAILWAY	797,585,439	5,051,928,715	15.79	4,672,823,575	29,495,132,450	15.84
01508	CHINA RE	194,338,000	2,556,102,373	7.60	362,212,170	4,772,481,838	7.59
00291	CHINA RES BEER	302,746,000	1,619,306,103	18.70	4,565,741,680	25,291,299,360	18.05
01193	CHINA RES GAS	157,450,000	778,471,088	20.23	3,655,108,440	17,773,645,519	20.56
01109	CHINA RES LAND	374,006,938	3,308,660,442	11.30	7,335,687,464	64,671,388,860	11.34
00836	CHINA RES POWER	224,370,000	1,820,488,129	12.32	2,922,008,840	23,375,231,162	12.50
01966	CHINA SCE PPT	18,855,000	890,855,328	2.12	39,387,780	1,778,410,046	2.21
01432	CHINA SHENGMU	57,325,000	787,871,130	7.28	107,647,570	1,540,376,992	6.99
01088	CHINA SHENHUA	1,239,701,444	5,325,311,149	23.28	16,768,348,318	74,276,728,925	22.58
08325	CHINA SMARTPAY	12,970,000	945,380,679	1.37	21,221,700	1,523,431,093	1.39

Short selling transactions by designated stock, 2016 (continued)

Stock code	Name	Short selling turnover* (shares)	Total turnover (shares)	% of total	Short selling Value (HK\$)	Total turnover Value (HK\$)	% of total
01055	CHINA SOUTH AIR	686,928,000	3,090,101,640	22.23	3,208,703,080	14,472,573,474	22.17
03311	CHINA STATE CON	296,512,000	2,506,673,881	11.83	3,196,237,440	27,355,416,033	11.68
00235	CHINA STRATEGIC	287,525,000	7,818,213,898	3.68	62,255,530	1,724,057,501	3.61
00956	CHINA SUNTIEN	85,956,000	1,536,771,524	5.59	76,728,790	1,462,692,263	5.25
00966	CHINA TAIPING	182,164,600	1,977,356,452	9.21	2,937,622,170	31,860,872,846	9.22
00728	CHINA TELECOM	2,034,879,714	12,825,867,391	15.87	7,651,731,790	48,457,775,136	15.79
00308	CHINA TRAVEL HK	390,298,000	2,926,063,476	13.34	906,153,260	7,006,663,777	12.93
00762	CHINA UNICOM	1,852,941,155	10,874,418,703	17.04	16,551,703,844	97,078,809,252	17.05
08156	CHINA VANGUARD	2,070,000	1,740,424,488	0.12	1,387,525	851,473,792	0.16
02202	CHINA VANKE	343,689,200	3,076,857,897	11.17	6,518,909,553	57,583,232,148	11.32
06166	CHINA VAST	997,000	89,471,500	1.11	2,867,200	249,189,978	1.15
00855	CHINA WATER	52,930,000	722,633,374	7.32	242,039,680	3,278,810,492	7.38
01866	CHINA XLX FERT	44,000	85,107,810	0.05	112,930	208,717,721	0.05
01333	CHINA ZHONGWANG	45,355,200	1,016,696,173	4.46	171,094,284	3,817,870,028	4.48
00552	CHINACOMSERVICE	189,840,000	1,709,677,132	11.10	739,977,360	6,751,864,502	10.96
02099	CHINAGOLDINTL	499,200	47,219,470	1.06	7,291,758	684,837,543	1.06
00512	CHINAGRANDPHARM	24,000	101,011,049	0.02	35,760	156,531,063	0.02
00348	CHINAHEALTHWISE	26,392,000	1,197,660,696	2.20	7,310,034	332,522,157	2.20
01378	CHINAHONGQIAO	203,369,500	1,803,821,398	11.27	1,161,794,420	10,191,266,482	11.40
01313	CHINARES CEMENT	300,332,000	3,133,438,997	9.58	764,216,780	8,330,166,841	9.17
00354	CHINASOFT INT'L	203,462,000	3,518,899,075	5.78	649,937,280	11,475,023,593	5.66
01668	CHINASOUTHCITY	244,574,000	2,151,026,118	11.37	381,935,440	3,456,897,510	11.05
00127	CHINESE EST H	981,500	69,598,445	1.41	16,447,040	1,281,456,589	1.28
01111	CHONG HING BANK	627,000	31,374,547	2.00	10,187,180	496,732,314	2.05
00116	CHOW SANG SANG	4,991,000	80,701,550	6.18	62,291,080	1,084,286,895	5.74
01929	CHOW TAI FOOK	245,784,600	1,158,212,655	21.22	1,311,147,014	6,283,056,566	20.87
03908	CICC	68,337,200	790,686,221	8.64	787,562,392	9,070,638,400	8.68
00884	CIFI HOLD GP	145,276,000	2,143,171,435	6.78	299,398,000	4,392,936,269	6.82
02039	CIMC	53,774,000	437,081,816	12.30	518,263,331	4,519,450,282	11.47
03899	CIMC ENRIC	111,010,000	717,131,888	15.48	397,184,580	2,563,520,725	15.49
00267	CITIC	760,762,414	2,876,278,913	26.45	8,716,838,956	32,989,323,169	26.42
00998	CITIC BANK	1,991,261,893	9,628,467,853	20.68	9,573,543,370	46,433,490,307	20.62
01205	CITIC RESOURCES	130,428,000	1,939,878,583	6.72	93,483,100	1,532,718,394	6.10
06030	CITIC SEC	524,490,620	2,838,017,253	18.48	8,723,196,014	47,732,052,607	18.28
01883	CITIC TELECOM	15,623,000	565,529,226	2.76	44,763,060	1,602,824,795	2.79
00256	CITYCHAMP	26,674,000	646,350,822	4.13	44,246,040	1,008,307,185	4.39
01113	CK PROPERTY	180,353,202	1,579,805,604	11.42	8,924,955,546	78,778,479,507	11.33
00001	CKH HOLDINGS	196,020,242	1,591,899,631	12.31	18,399,663,686	148,662,105,468	12.38
01038	CKI HOLDINGS	99,782,000	666,968,271	14.96	7,030,440,100	46,817,011,820	15.02
00775	CKLIFE SCIENCES	6,910,000	824,149,871	0.84	4,759,720	574,525,324	0.83
00100	CLEAR MEDIA	210,000	61,302,170	0.34	1,557,930	439,726,391	0.35
00002	CLP HOLDINGS	135,328,500	794,545,034	17.03	9,895,879,175	58,743,016,056	16.85
03968	CM BANK	1,043,230,925	5,056,290,960	20.63	17,286,070,604	85,094,830,613	20.31
01829	CMEC	97,915,000	1,134,257,692	8.63	483,632,770	5,624,104,476	8.60
03993	CMOC	363,030,000	5,969,420,141	6.08	568,656,510	9,772,996,097	5.82
01636	CMRU	9,004,000	844,199,621	1.07	26,378,400	2,450,410,882	1.08
00867	CMS	160,266,000	1,018,733,618	15.73	1,764,134,930	11,563,620,187	15.26
00245	CN MINSHENG FIN	156,730,000	4,886,717,646	3.21	132,264,200	3,070,788,031	4.31
03323	CNBM	1,346,592,677	5,733,046,614	23.49	4,840,075,969	20,990,972,289	23.06
00883	CNOOC	4,319,752,874	16,813,521,846	25.69	38,911,396,050	153,554,779,620	25.34
01240	CNQC INT'L	275,000	393,914,534	0.07	842,800	1,165,952,875	0.07
00906	COFCO PACKAGING	9,393,000	231,341,337	4.06	35,481,060	877,377,788	4.04
00400	COGOBUY	37,082,000	827,616,548	4.48	396,663,660	9,307,396,500	4.26
01778	COLOUR LIFE	1,857,000	101,305,498	1.83	10,484,080	559,518,631	1.87
02342	COMBA	18,576,000	691,832,147	2.69	24,720,680	943,213,148	2.62
00317	COMEC	16,968,000	294,455,168	5.76	204,273,160	3,550,186,768	5.75
00586	CONCH VENTURE	82,327,000	534,075,666	15.41	1,190,427,760	7,732,643,667	15.39
00182	CONCORD NE	188,370,000	5,552,084,689	3.39	75,343,050	2,257,121,219	3.34
01681	CONSUN PHARMA	7,181,000	184,224,855	3.90	30,056,520	772,758,423	3.89
02866	COSCO SHIP DEV	979,079,000	6,861,130,164	14.27	1,649,273,230	11,796,969,884	13.98
01138	COSCO SHIP ENGY	75,264,000	1,937,917,158	3.88	353,515,240	9,088,691,540	3.89
01919	COSCO SHIP HOLD	462,811,500	3,102,502,660	14.92	1,325,862,690	9,077,415,232	14.61
00517	COSCO SHIP INTL	2,374,000	116,665,071	2.03	8,902,300	441,048,487	2.02
01199	COSCO SHIP PORT	158,672,000	1,053,519,560	15.06	1,309,787,560	8,734,141,010	15.00
02298	COSMO LADY	123,724,000	635,499,836	19.47	501,610,820	2,649,438,068	18.93
02007	COUNTRY GARDEN	1,355,110,000	5,159,294,096	26.27	4,830,440,010	18,454,862,731	26.17
01415	COWELL	15,706,000	835,524,360	1.88	43,152,400	2,397,047,267	1.80
02601	CPIC	402,303,108	2,303,270,871	17.47	11,125,110,066	63,420,430,519	17.54
03618	CQRC BANK	161,807,000	2,439,146,916	6.63	667,054,650	10,199,798,332	6.54
00831	CR ASIA	270,000	140,441,750	0.19	860,040	451,783,101	0.19
01786	CRCCE	6,431,000	356,887,963	1.80	21,946,905	1,288,460,789	1.70
08207	CREDIT CHINA	107,388,000	2,204,734,554	4.87	126,408,920	3,689,791,315	3.43
08158	CRMI	27,575,000	2,881,742,381	0.96	8,079,115	860,474,535	0.94
00032	CROSS-HAR(HOLD)	84,000	28,827,739	0.29	886,520	304,072,451	0.29
00727	CROWNICORP	6,814,000	1,162,463,100	0.59	11,484,860	1,923,007,247	0.60
01515	CRPHOENIXHEALTH	100,241,500	1,026,415,372	9.77	1,006,007,595	10,573,842,329	9.51
01766	CRRC	1,161,005,000	5,689,290,949	20.41	8,546,901,590	41,814,718,204	20.44
03898	CRRC TIMES ELEC	116,377,500	800,622,342	14.54	4,742,043,225	32,767,087,371	14.47
00269	CRTG	43,300,000	2,937,155,521	1.47	5,754,785	384,717,939	1.50
03008	C-SHS CSI 300	13,000	200,800	6.47	226,464	3,481,520	6.50
83008	C-SHS CSI 300-R	7,600	103,800	7.32	136,844	1,855,606	7.37
03132	C-SHS CSI HLC	33,200	274,200	12.11	573,644	4,861,246	11.80
83132	C-SHS CSI HLC-R	14,000	363,200	3.85	245,854	6,387,905	3.85
03107	C-SHS CSI STA	5,000	211,800	2.36	68,200	2,985,220	2.28
00497	CSI PROPERTIES	4,620,000	1,244,667,728	0.37	1,138,400	327,895,946	0.35
03129	CSOP 300SMART	9,000	1,167,800	0.77	117,540	15,285,224	0.77

Short selling transactions by designated stock, 2016 (continued)

Stock code	Name	Short selling turnover* (shares)	Total turnover (shares)	% of total	Short selling Value (HK\$)	Total turnover Value (HK\$)	% of total
83129	CSOP 300SMART-R	6,000	62,200	9.65	78,271	804,315	9.73
03199	CSOP 5YCEBOND	4,540	780,333	0.58	589,932	99,797,981	0.59
83199	CSOP 5YCEBOND-R	3,680	1,025,753	0.36	466,636	131,330,017	0.36
02822	CSOP A50 ETF	3,979,517,440	15,424,098,337	25.80	44,351,617,106	171,843,483,574	25.81
82822	CSOP A50 ETF-R	28,528,280	571,006,722	5.00	314,002,375	6,241,791,238	5.03
03137	CSOP CES A80	14,000	109,176	12.82	402,710	3,174,089	12.69
83137	CSOP CES A80-R	2,000	74,200	2.70	57,783	2,113,836	2.73
03147	CSOP CHINEXT	8,104,200	204,812,650	3.96	79,845,680	1,924,682,326	4.15
83147	CSOP CHINEXT-R	23,200	6,276,400	0.37	223,721	57,521,673	0.39
83149	CSOP MSCI A I-R	16,000	365,800	4.37	202,958	4,266,010	4.76
03021	CSOP MSCI T50	281,100	4,244,100	6.62	1,067,217	15,954,826	6.69
03167	CSOP NEW CHINA	2,200	238,050	0.92	108,340	11,851,618	0.91
01093	CSPC PHARMA	336,126,000	3,179,531,967	10.57	2,386,120,680	23,027,218,971	10.36
01363	CTEG	502,064,000	3,051,508,927	16.45	1,084,380,540	6,166,116,938	17.59
01322	CW GROUP HOLD	6,032,500	310,549,902	1.94	13,811,440	676,294,008	2.04
02016	CZBANK	137,000	267,422,131	0.05	532,700	1,048,755,393	0.05
00440	DAH SING	10,201,200	125,323,413	8.14	484,792,220	6,050,035,338	8.01
02356	DAHSHING BANKING	35,854,000	259,471,405	13.82	470,273,552	3,534,830,479	13.30
03799	DALI FOODS	135,975,000	1,820,200,283	7.47	555,163,775	7,671,638,894	7.24
02880	DALIAN PORT	54,892,000	983,512,414	5.58	166,015,660	2,600,682,247	6.38
00210	DAPHNE INT'L	21,524,000	355,834,920	6.05	23,059,720	372,003,159	6.20
01103	DASHENG AGR FIN	23,592,000	2,591,309,378	0.91	16,809,840	2,041,522,296	0.82
00991	DATANG POWER	511,464,000	4,064,112,037	12.58	1,096,230,960	8,583,887,464	12.77
01798	DATANG RENEW	11,180,000	347,639,624	3.22	9,343,200	285,117,894	3.28
02348	DAWNRAYS PHARMA	2,308,000	142,214,569	1.62	12,490,320	772,328,747	1.62
03007	DBFXIC50	272,400	632,860	43.04	59,836,102	138,909,584	43.08
03048	DBMSCIBRAZIL	6,950	1,788,850	0.39	159,650	43,726,678	0.37
03055	DBMSCICHINA	2,500	96,760	2.58	243,500	9,268,219	2.63
03065	DBMSCISG	32,000	875,800	3.65	280,760	7,633,800	3.68
03036	DBMSCITAIWAN	7,500	769,765	0.97	1,131,600	125,071,983	0.90
00861	DC HOLDINGS	261,223,000	1,795,331,463	14.55	1,778,999,080	12,765,495,461	13.94
01828	DCH HOLDINGS	18,339,000	383,428,514	4.78	60,743,860	1,296,539,604	4.69
06878	DIFFER GROUP	15,844,000	1,414,515,303	1.12	10,622,260	982,641,959	1.08
00547	DIGITAL DOMAIN	271,860,000	12,708,272,046	2.14	148,225,150	7,095,073,355	2.09
01072	DONGFANG ELEC	34,850,400	381,434,557	9.14	219,730,268	2,408,170,371	9.12
00489	DONGFENG GROUP	394,980,000	4,278,980,380	9.23	3,378,750,140	36,673,405,504	9.21
00895	DONGJIANG ENV	14,531,600	188,416,648	7.71	181,743,326	2,290,256,297	7.94
03386	DONGPENG HLDG	1,451,000	201,396,894	0.72	5,485,690	787,647,160	0.70
00189	DONGYUE GROUP	9,546,000	220,942,274	4.32	13,572,000	301,232,405	4.51
01330	DYNAGREEN ENV	8,913,000	266,182,077	3.35	32,646,810	981,048,812	3.33
06889	DYNAM JAPAN	6,503,400	166,378,624	3.91	80,946,540	2,057,170,965	3.93
03120	EFUND CES 120	17,000	112,800	15.07	202,080	1,339,492	15.09
83120	EFUND CES 120-R	18,000	182,600	9.86	206,148	2,135,062	9.66
03100	EFUND CSI100	3,300	954,700	0.35	113,305	33,030,705	0.34
83100	EFUND CSI100-R	3,700	1,956,469	0.19	123,574	67,280,952	0.18
00717	EMPEROR CAPITAL	62,472,000	4,762,855,626	1.31	40,822,260	3,414,053,011	1.20
00163	EMPEROR INT'L	5,314,000	306,145,677	1.74	7,676,780	471,221,554	1.63
00622	ENERCHINA HOLD	83,334,000	6,221,634,705	1.34	31,611,645	2,717,117,106	1.16
02688	ENN ENERGY	78,154,000	594,915,065	13.14	3,065,618,700	22,729,741,697	13.49
00330	ESPRIT HOLDINGS	147,258,400	549,604,417	26.79	986,227,730	3,741,874,550	26.36
01061	ESSEX BIO-TECH	1,000	30,370,279	0.00	4,240	116,721,009	0.00
02830	ETFS GOLD	4,340	41,456	10.47	4,124,967	39,825,028	10.36
03119	ETFS PLATINUM	120	20,062	0.60	99,060	15,106,992	0.66
03117	ETFS SILVER	18,970	1,168,850	1.62	2,673,847	156,645,037	1.71
00838	EVA HOLDINGS	22,108,000	1,320,039,440	1.67	20,786,700	1,110,773,018	1.87
00202	EVERCHINA INT'L	12,930,000	916,996,594	1.41	4,242,320	288,700,474	1.47
03333	EVERGRANDE	1,136,817,000	6,549,621,818	17.36	6,140,229,930	35,791,834,423	17.16
03135	F CSOP OIL ETF	198,500	23,178,599	0.86	8,462,845	457,622,129	1.85
03097	F MR OIL ETF	1,219,000	35,278,000	3.46	5,737,130	168,959,115	3.40
03175	F SAMSUNG OIL	783,400	24,804,900	3.16	9,476,380	291,033,012	3.26
00052	FAIRWOOD HOLD	1,130,000	56,023,198	2.02	36,392,975	1,816,153,865	2.00
01777	FANTASIA	6,078,000	622,512,633	0.98	5,921,580	621,717,754	0.95
00729	FDG EVEHICLES	427,430,000	13,171,334,384	3.25	180,038,150	5,519,570,701	3.26
00378	FDG KINETIC	8,864,000	825,274,845	1.07	11,288,960	1,040,891,440	1.08
00035	FE CONSORT INTL	9,124,000	341,559,807	2.67	25,601,150	960,691,503	2.66
03360	FE HORIZON	104,084,000	1,070,652,576	9.72	667,492,050	7,289,019,408	9.16
01022	FEIYU	391,500	340,215,171	0.12	605,625	592,907,306	0.10
07315	FI MR TOPIX	266,000	4,316,800	6.16	2,689,440	41,372,990	6.50
07326	FI SAMSUNGK200	51,200	445,000	11.51	602,648	5,287,932	11.40
07311	FI SAMSUNGTOPIX	87,200	3,367,200	2.59	1,009,420	40,929,784	2.47
07331	FICAMDXNNDQ100	5,000	3,143,400	0.16	77,400	48,844,796	0.16
07335	FICSOP NIFTY50	2,300	80,300	2.86	36,704	1,240,820	2.96
02038	FIH	326,807,000	1,886,004,176	17.33	896,820,920	5,231,774,540	17.14
08123	FIRST CHINA NET	30,000	1,065,458,416	0.00	7,236	207,812,852	0.00
00142	FIRST PACIFIC	124,690,000	791,813,281	15.75	660,754,560	4,252,680,280	15.54
00227	FIRST SHANGHAI	1,600,000	809,203,912	0.20	1,950,000	1,072,606,144	0.18
00038	FIRST TRACTOR	14,752,000	380,843,993	3.87	62,906,380	1,633,976,526	3.85
07225	FL2 MR TOPIX	130,000	2,645,800	4.91	1,313,040	27,987,704	4.69
07250	FL2 SAMSUNGK200	61,200	1,782,600	3.43	675,736	21,106,240	3.20
07261	FL2CAMDXNNDQ100	14,200	5,502,900	0.26	221,840	84,306,156	0.26
07202	FL2CSOP NIFTY50	230,000	1,625,800	14.15	3,204,516	23,868,820	13.43
07255	FL2SAMSUNGTOPIX	137,000	10,566,800	1.30	1,471,088	120,108,106	1.22
00778	FORTUNE REIT	55,627,000	581,340,417	9.57	502,514,110	5,226,655,269	9.61
00656	FOSUN INTL	370,281,500	2,594,305,102	14.27	4,025,168,385	28,314,081,039	14.22
02196	FOSUN PHARMA	48,735,500	430,382,410	11.32	1,045,945,085	8,938,502,144	11.70
01448	FU SHOU YUAN	97,983,000	674,154,390	14.53	505,977,950	3,507,213,314	14.43

Short selling transactions by designated stock, 2016 (continued)

Stock code	Name	Short selling turnover* (shares)	Total turnover (shares)	% of total	Short selling Value (HK\$)	Total turnover Value (HK\$)	% of total
01349	FUDANZHANGJIANG	6,415,000	110,366,673	5.81	42,332,310	745,554,566	5.68
00546	FUFENG GROUP	82,056,000	777,578,165	10.55	251,732,090	2,287,343,108	11.01
01819	FUGUINIAO	10,960,200	240,728,730	4.55	43,511,448	990,107,813	4.39
01030	FUTURE LAND	29,848,000	1,158,391,473	2.58	40,270,840	1,464,363,326	2.75
03606	FUYAO GLASS	103,603,600	502,254,786	20.63	2,188,111,008	10,279,708,864	21.29
00431	G CHINA FIN	1,508,000	4,025,646,505	0.04	1,048,400	1,983,881,485	0.05
02238	GAC GROUP	540,980,000	3,943,075,548	13.72	4,809,946,800	35,920,345,494	13.39
00027	GALAXY ENT	947,605,800	4,020,228,145	23.57	26,046,330,330	112,327,048,943	23.19
00468	GAPACK	12,519,000	395,502,481	3.17	47,140,360	1,507,420,123	3.13
08193	GC PRO SER	325,000	2,172,964,345	0.01	221,800	1,412,018,127	0.02
00451	GCL NEWENERGY	121,046,000	2,889,046,609	4.19	51,485,350	1,212,546,776	4.25
03800	GCL-POLY ENERGY	2,732,304,977	16,664,730,798	16.40	3,038,289,730	18,393,182,631	16.52
00175	GEELY AUTO	2,709,445,000	15,173,104,278	17.86	14,603,383,700	81,458,603,491	17.93
00535	GEMDALE PPT	19,512,000	2,510,653,681	0.78	9,400,690	1,170,636,110	0.80
01548	GENSCRIPT BIO	1,718,000	1,989,025,882	0.09	6,523,960	4,319,983,905	0.15
00678	GENTING HK	582,000	38,943,210	1.49	1,331,380	91,475,460	1.46
00064	GET NICE	9,116,000	2,668,336,745	0.34	2,644,330	745,526,690	0.35
01776	GF SEC	217,279,000	1,175,281,123	18.49	3,717,192,472	20,168,845,525	18.43
03156	GFI MSCI A I	1,000	10,718,600	0.01	8,980	91,457,154	0.01
83156	GFI MSCI A I-R	36,000	813,000	4.43	307,890	6,869,767	4.48
00709	GIORDANO INT'L	24,720,000	572,652,148	4.32	90,924,260	2,145,047,721	4.24
00787	GLOBAL BRANDS	273,174,000	4,925,185,596	5.55	249,773,600	4,537,388,208	5.50
00845	GLORIOUS PPT H	59,895,000	1,703,450,453	3.52	60,812,410	1,612,030,557	3.77
03308	GOLDEN EAGLE	13,387,000	132,137,527	10.13	120,712,380	1,215,589,343	9.93
00801	GOLDEN MEDITECH	41,668,000	965,316,778	4.32	42,967,640	1,010,791,307	4.25
00530	GOLDIN FIN HOLD	6,200,000	1,160,287,806	0.53	42,428,100	6,139,719,273	0.69
00283	GOLDIN PPT	22,178,000	1,208,251,520	1.84	111,290,880	5,658,302,332	1.97
03315	GOLDPAC GROUP	7,545,000	271,750,891	2.78	18,835,280	720,737,256	2.61
02208	GOLDWIND	122,097,200	1,202,048,454	10.16	1,392,184,556	13,535,123,964	10.29
00493	GOME	2,587,648,000	20,724,484,852	12.49	2,631,961,670	20,890,762,092	12.60
01086	GOODBABY INTL	45,475,000	776,474,114	5.86	172,839,320	3,002,460,058	5.76
00109	GOODRESOURCES	87,840,000	1,919,333,989	4.58	53,057,800	1,155,404,108	4.59
00041	GREAT EAGLE H	6,890,000	74,339,869	9.27	205,087,250	2,268,288,993	9.04
02333	GREATWALL MOTOR	1,739,676,004	9,346,451,192	18.61	12,463,268,391	65,468,021,380	19.04
01253	GREENLAND BROAD	34,404,000	876,402,195	3.93	43,473,520	1,181,714,128	3.68
00337	GREENLAND HK	64,262,000	679,501,431	9.46	155,872,070	1,668,582,365	9.34
03900	GREENTOWN CHINA	126,218,500	841,002,667	15.01	772,300,885	5,236,436,225	14.75
01051	G-RESOURCES	649,803,000	13,976,398,520	4.65	113,703,168	2,262,188,436	5.03
00270	GUANGDONG INV	121,172,000	1,695,882,769	7.15	1,330,242,200	18,281,248,707	7.28
00525	GUANGSHEN RAIL	35,320,000	860,017,798	4.11	133,772,400	3,271,790,914	4.09
00053	GUOCO GROUP	12,000	4,458,903	0.27	1,034,200	380,759,649	0.27
01456	GUOLIAN SEC	2,158,000	320,720,510	0.67	7,811,360	1,278,898,876	0.61
02329	GUORUI PPT	10,614,000	530,475,202	2.00	28,389,650	1,435,266,278	1.98
01788	GUOTAI JUNAN I	597,139,000	6,493,720,456	9.20	1,581,835,650	17,381,202,216	9.10
00044	HAECO	211,200	9,043,304	2.34	11,261,780	492,215,406	2.29
02255	HAICHANG HLDG	13,054,000	417,861,368	3.12	21,910,860	704,010,458	3.11
01169	HAIER ELEC	107,881,000	815,393,533	13.23	1,397,252,900	10,437,729,866	13.39
01882	HAITIAN INT'L	41,693,000	364,610,807	11.43	522,911,970	4,664,462,364	11.21
00665	HAITONG INT'L	396,184,000	3,323,209,205	11.92	1,850,597,040	15,558,457,693	11.89
06837	HAITONG SEC	748,167,835	4,077,754,044	18.35	9,794,385,897	52,649,328,786	18.60
00010	HANG LUNG GROUP	57,345,000	502,206,046	11.42	1,536,257,340	12,788,148,082	12.01
00101	HANG LUNG PPT	252,483,000	1,451,278,905	17.40	3,895,686,160	22,629,271,415	17.22
00011	HANG SENG BANK	97,682,737	372,494,279	26.22	13,123,001,727	50,573,208,624	25.95
03903	HANHUA FIN	2,000	151,431,068	0.00	1,960	138,317,893	0.00
06826	HAOHAI BIOTEC	148,100	14,563,461	1.02	5,865,560	554,261,480	1.06
06138	HARBIN BANK	750,000	582,283,807	0.13	1,483,520	1,180,102,394	0.13
01133	HARBIN ELECTRIC	44,080,000	591,627,466	7.45	141,741,220	1,945,586,956	7.29
00051	HARBOUR CENTRE	28,000	4,519,477	0.62	369,520	61,599,123	0.60
01509	HARMONICARE	19,692,000	319,959,822	6.15	90,496,370	1,587,383,470	5.70
03836	HARMONY AUTO	93,256,000	1,400,732,163	6.66	392,143,505	5,805,678,555	6.75
02280	HC INTL	82,570,000	766,863,604	10.77	414,507,620	3,936,239,108	10.53
01558	HEC PHARM	56,400	45,765,781	0.12	986,816	729,641,648	0.14
00012	HENDERSON LAND	164,320,000	829,660,431	19.81	7,165,817,500	36,659,340,383	19.55
08046	HENG XIN CHINA	8,000	10,463,863,694	0.00	1,184	1,981,724,871	0.00
01044	HENGAN INT'L	194,566,696	713,723,546	27.26	12,800,867,793	46,504,504,703	27.53
03389	HENGDELI	33,108,000	1,120,580,576	2.95	28,513,840	941,258,709	3.03
03118	HGI MSCI CN A	25,100	4,604,000	0.55	343,766	64,700,788	0.53
83118	HGI MSCI CN A-R	17,000	1,991,827	0.85	235,563	27,805,944	0.85
03136	HGI MSCIASO	9,000	431,400	2.09	105,680	4,987,336	2.12
83136	HGI MSCIASO-R	12,600	189,200	6.66	142,420	2,176,891	6.54
00818	HI SUN TECH	46,761,000	775,985,440	6.03	58,083,240	975,718,961	5.95
01623	HILONG	27,832,000	842,649,506	3.30	40,966,150	1,116,105,409	3.67
00003	HK & CHINA GAS	782,472,325	2,610,732,508	29.97	11,193,647,604	37,393,766,386	29.93
00050	HK FERRY (HOLD)	233,000	19,057,255	1.22	2,142,850	170,230,875	1.26
00045	HK&S HOTELS	3,482,500	204,152,392	1.71	29,372,785	1,718,965,228	1.71
01310	HKBN	50,031,000	474,149,754	10.55	443,934,765	4,324,222,742	10.27
02638	HKELECTRIC-SS	298,882,500	1,929,717,804	15.49	2,090,584,095	13,474,042,036	15.52
00388	HKEX	227,272,951	1,319,661,413	17.22	41,982,631,957	248,642,873,092	16.88
00480	HKR INT'L	4,456,000	127,274,996	3.50	15,019,464	433,156,725	3.47
06823	HKT-SS	200,242,000	2,232,018,498	8.97	2,176,302,180	24,011,879,458	9.06
08078	HMV DIGIT CHINA	380,000	4,127,873,745	0.01	324,200	2,951,471,956	0.01
00958	HN RENEWABLES	839,940,000	6,765,080,241	12.42	2,053,699,720	16,352,547,910	12.56
00521	HNA HOLDING	33,200,000	3,142,404,023	1.06	12,716,450	1,210,874,586	1.05
08137	HONBRIDGE	6,598,000	815,885,569	0.81	4,615,920	528,779,540	0.87
00196	HONGHUA GROUP	6,313,000	1,307,357,320	0.48	2,369,410	813,099,072	0.29
02226	HONWORLD GP	399,500	85,730,255	0.47	1,772,255	413,038,904	0.43

Short selling transactions by designated stock, 2016 (continued)

Stock code	Name	Short selling turnover* (shares)	Total turnover (shares)	% of total	Short selling Value (HK\$)	Total turnover Value (HK\$)	% of total
00054	HOPEWELL HOLD	7,286,500	102,817,038	7.09	192,043,825	2,674,565,662	7.18
00737	HOPEWELL INFR	47,034,000	459,749,849	10.23	202,123,305	1,935,248,276	10.44
00754	HOPSON DEV HOLD	12,286,000	168,933,500	7.27	89,178,440	1,245,933,838	7.16
03064	HORIZONS A FIN	1,000	680,500	0.15	23,550	15,755,175	0.15
03075	HORIZONS A IND	1,000	344,500	0.29	17,510	6,382,710	0.27
03066	HORIZONS A IT	3,500	972,000	0.36	94,225	27,396,350	0.34
02200	HOSA INT'L	6,224,000	277,565,504	2.24	15,993,900	721,684,996	2.22
03128	HS AINDTOPETF	7,200	292,800	2.46	279,800	10,747,880	2.60
83128	HS AINDTOPETF-R	11,400	735,600	1.55	414,565	27,007,996	1.53
02838	HS FCIS0 ETF	139,900	869,265	16.09	21,430,660	134,818,526	15.90
02828	HS H ETF	311,140,600	2,575,602,788	12.08	27,523,816,720	231,682,187,193	11.88
82828	HS H ETF-R	1,600	423,600	0.38	128,322	39,576,050	0.32
02833	HS HSI ETF	22,200	5,402,004	0.41	5,156,770	1,190,565,381	0.43
82833	HS HSI ETF-R	27,900	148,300	18.81	6,604,962	34,470,292	19.16
83168	HS RMB GOLD ETF	80,800	742,600	10.88	2,255,861	20,782,829	10.85
00005	HSBC HOLDINGS	1,219,478,685	7,290,013,465	16.73	63,824,846,128	392,937,932,648	16.24
00404	HSIN CHONG GP	137,240,000	3,722,460,103	3.69	79,207,730	1,727,167,111	4.59
02811	HT CSI300 ETF	96,000	9,894,802	0.97	1,337,208	133,583,502	1.00
82811	HT CSI300 ETF-R	165,800	480,200	34.53	2,215,718	6,428,033	34.47
06886	HTSC	141,793,000	1,588,782,800	8.92	2,262,393,936	25,768,733,375	8.78
00587	HUA HAN HEALTH	448,536,000	4,270,011,609	10.50	302,820,040	2,795,344,080	10.83
01347	HUA HONG SEMI	10,337,000	261,487,178	3.95	79,434,820	2,087,439,905	3.81
00336	HUABAO INTL	149,535,000	2,198,795,649	6.80	432,338,240	6,666,253,991	6.49
00816	HUADIAN FUXIN	296,406,000	4,710,420,707	6.29	519,408,360	8,341,683,634	6.23
01071	HUADIAN POWER	449,234,000	3,495,458,730	12.85	1,672,936,880	13,160,784,724	12.71
00377	HUAJUN HOLD	508,000	357,966,000	0.14	464,680	260,368,077	0.18
00902	HUANENG POWER	1,252,982,560	8,873,215,986	14.12	6,714,128,662	47,601,632,840	14.10
01101	HUARONG ENERGY	98,199,000	3,670,219,651	2.68	23,987,967	1,067,586,340	2.25
02277	HUARONG INV	505,000	829,471,571	0.06	816,400	1,371,239,348	0.06
00419	HUAYI TENCENT	139,270,000	4,131,997,789	3.37	80,428,200	2,543,172,411	3.16
87001	HUI XIAN REIT	4,367,000	722,949,576	0.60	16,706,126	2,685,661,947	0.62
06863	HUIZHAN DAIRY	316,965,000	2,850,388,371	11.12	921,132,650	8,375,555,679	11.00
03698	HUIZHANG BANK	40,050,000	430,340,497	9.31	141,989,750	1,566,140,596	9.07
01280	HUIYIN SMARTCOM	2,000	1,662,013,300	0.00	1,360	1,391,559,569	0.00
00215	HUTCHTEL HK	36,652,000	606,717,331	6.04	95,954,260	1,609,509,491	5.96
01188	HYBRID KINETIC	256,358,000	6,096,084,753	4.21	63,849,942	1,446,308,125	4.41
01396	HYDOO INTL	2,874,000	222,410,371	1.29	2,636,560	201,942,321	1.31
00014	HYSAN DEV	58,151,000	297,713,885	19.53	1,919,823,800	9,980,566,285	19.24
00147	IB SETTLEMENT	2,045,000	796,687,830	0.26	2,974,400	905,655,419	0.33
01398	ICBC	10,311,289,691	65,713,159,275	15.69	45,907,791,816	291,057,843,429	15.77
00799	IGG	108,948,000	2,301,732,112	4.73	456,764,250	10,245,464,653	4.46
01970	IMAX CHINA	20,754,800	195,647,747	10.61	819,627,370	8,311,091,405	9.86
01076	IMPERIAL PAC	549,400,000	23,381,763,958	2.35	80,567,940	3,391,773,333	2.38
08083	INNOVATIONPAY	18,504,000	3,001,922,463	0.62	10,578,540	1,464,657,902	0.72
01833	INTIME	251,763,000	1,301,826,658	19.34	1,622,924,670	8,404,615,162	19.31
00982	IONE HOLDINGS	6,480,000	1,638,406,260	0.40	1,366,960	355,540,270	0.38
03010	ISHARES AXJ	161,900	42,087,375	0.38	6,417,960	1,796,156,064	0.36
83010	ISHARES AXJ-R	15,000	49,100	30.55	597,004	1,989,231	30.01
09010	ISHARES AXJ-U	2,000	58,000	3.45	80,670	2,372,496	3.40
02801	ISHARES CHINA	945,000	43,965,929	2.15	18,992,350	821,533,824	2.31
02802	ISHARES EM ASIA	79,600	1,760,862	4.52	3,277,540	70,866,363	4.62
02836	ISHARES INDIA	224,400	15,926,144	1.41	3,932,184	285,608,173	1.38
82836	ISHARES INDIA-R	105,000	634,200	16.56	1,859,564	11,136,833	16.70
09836	ISHARES INDIA-U	35,000	195,000	17.95	627,311	3,494,819	17.95
03146	ISHARES DAX	305,300	5,070,700	6.02	2,437,028	41,251,835	5.91
83146	ISHARES DAX-R	949,200	3,872,700	24.51	7,673,093	31,192,250	24.60
09146	ISHARES DAX-U	309,500	1,150,100	26.91	2,490,204	9,105,758	27.35
03155	ISHARESES50	218,300	5,292,200	4.12	1,723,113	41,777,779	4.12
83155	ISHARESES50-R	754,400	4,322,900	17.45	5,958,087	33,924,073	17.56
09155	ISHARESES50-U	865,400	2,432,800	35.57	6,825,767	19,056,299	35.82
02847	ISHARESFS100	142,000	2,797,600	5.08	1,102,290	21,444,468	5.14
82847	ISHARESFS100-R	156,000	1,631,200	9.56	1,196,080	12,387,999	9.66
09847	ISHARESFS100-U	216,900	1,175,500	18.45	1,663,613	8,957,327	18.57
03115	ISHARESHSI	30	1,742,120	0.00	2,415	140,104,562	0.00
83115	ISHARESHSI-R	13,900	876,000	1.59	1,090,220	70,278,410	1.55
09115	ISHARESHSI-U	69,100	1,140,880	6.06	5,610,039	91,689,236	6.12
03170	ISHARES K200	813,000	4,834,600	16.82	6,945,255	41,021,205	16.93
83170	ISHARES K200-R	365,800	2,210,800	16.55	3,034,475	18,527,886	16.38
09170	ISHARES K200-U	58,700	571,400	10.27	501,966	4,808,580	10.44
03074	ISHARESMSCITW	551,400	8,977,909	6.14	4,881,692	79,968,842	6.10
83074	ISHARESMSCITW-R	262,500	2,946,200	8.91	2,213,914	25,859,327	8.56
09074	ISHARESMSCITW-U	224,100	18,659,849	1.20	1,983,569	165,117,133	1.20
02834	ISHARESND100	764,300	3,608,900	21.18	6,676,126	30,572,155	21.84
82834	ISHARESND100-R	170,600	969,300	17.60	1,406,806	8,056,103	17.46
09834	ISHARESND100-U	139,600	698,300	19.99	1,188,453	5,797,041	20.50
01366	JIANGNAN GP	104,274,000	2,781,536,199	3.75	128,126,440	3,488,883,743	3.67
00177	JIANGSU EXPRESS	152,942,000	824,239,080	18.56	1,553,315,100	8,445,586,414	18.39
00358	JIANGXI COPPER	480,710,000	2,237,499,774	21.48	4,627,292,260	22,097,710,009	20.94
02768	JIAYUAN INTL	1,976,000	361,317,767	0.55	6,638,680	986,964,233	0.67
02006	JINJIANG HOTELS	93,900,000	1,226,027,610	7.66	253,675,580	3,290,078,729	7.71
00579	JNCEC	90,784,000	1,725,056,433	5.26	216,033,660	4,154,717,806	5.20
00179	JOHNSON ELEC H	7,356,500	126,504,145	5.82	155,233,230	2,592,325,218	5.99
00207	JOY CITY PPT	122,950,000	2,030,771,386	6.05	141,034,040	2,363,362,269	5.97
03336	JU TENG INTL	38,586,000	635,647,448	6.07	101,029,960	1,842,136,255	5.48
00173	K. WAH INT'L	13,491,000	578,674,428	2.33	47,516,780	2,204,540,617	2.16
06136	KANGDA ENV	22,479,000	598,007,647	3.76	38,361,300	1,031,531,093	3.72

Short selling transactions by designated stock, 2016 (continued)

Stock code	Name	Short selling turnover* (shares)	Total turnover (shares)	% of total	Short selling Value (HK\$)	Total turnover Value (HK\$)	% of total
00496	KASEN	787,000	632,442,002	0.12	1,037,030	807,097,595	0.13
01888	KB LAMINATES	40,572,500	892,554,731	4.55	255,392,080	5,654,628,054	4.52
00636	KERRY LOG NET	14,197,000	204,724,061	6.93	152,806,015	2,190,889,108	6.97
00683	KERRY PPT	71,995,000	490,704,162	14.67	1,517,254,345	10,307,737,615	14.72
00148	KINGBOARD CHEM	29,326,000	505,458,180	5.80	546,662,805	9,505,077,053	5.75
00268	KINGDEE INT'L	509,058,000	5,121,023,148	9.94	1,420,127,720	14,423,596,050	9.85
03888	KINGSOFT	336,852,000	2,073,774,015	16.24	5,427,214,440	33,643,012,857	16.13
01031	KINGSTON FIN	81,158,000	1,488,775,107	5.45	265,171,680	4,931,543,153	5.38
00827	KO YO GROUP	5,044,000	4,958,535,986	0.10	1,307,780	1,126,082,689	0.12
03709	KORADIOR	4,197,000	133,868,621	3.14	47,064,650	1,508,213,621	3.12
00034	KOWLOON DEV	1,010,000	45,400,571	2.22	7,295,350	327,246,452	2.23
00439	KUANGCHI	83,466,000	1,288,019,595	6.48	249,877,810	3,936,622,377	6.35
00135	KUNLUN ENERGY	766,486,494	2,881,545,922	26.60	4,615,733,725	17,376,946,480	26.56
01813	KWG PROPERTY	108,805,000	1,466,373,256	7.42	530,257,600	7,120,483,411	7.45
00488	LAI SUN DEV	74,055,000	4,095,762,994	1.81	8,408,010	511,428,927	1.64
01270	LANGHAM-SS	2,870,000	278,397,994	1.03	7,863,155	786,969,963	1.00
02488	LAUNCH TECH	508,000	83,020,623	0.61	4,174,515	673,674,651	0.62
02314	LEE & MAN PAPER	177,269,000	1,897,158,028	9.34	1,004,916,390	10,711,609,028	9.38
00950	LEE'S PHARM	10,511,000	145,925,375	7.20	65,892,455	922,581,433	7.14
03396	LEGENDHOLDING	14,994,100	237,959,872	6.30	295,492,564	4,652,595,783	6.35
00992	LENOVO GROUP	2,621,520,689	14,035,389,720	18.68	14,765,684,321	76,300,191,008	19.35
01089	LEYOU TECH H	126,595,000	5,014,263,890	2.52	140,586,650	5,878,299,784	2.39
00494	LI & FUNG	1,301,886,039	5,225,095,447	24.92	5,348,937,707	21,269,624,649	25.15
02331	LI NING	333,040,000	2,336,407,982	14.25	1,378,968,400	9,963,455,295	13.84
00980	LIANHUA	19,856,000	272,822,170	7.28	56,469,940	805,052,404	7.01
01212	LIFESTYLE INT'L	10,644,500	119,894,318	8.88	116,007,505	1,304,496,261	8.89
01302	LIFETECH SCI	89,700,000	1,239,666,146	7.24	140,437,160	1,918,457,702	7.32
08237	LINK HOLDINGS	912,000	842,703,000	0.11	924,380	832,650,340	0.11
00823	LINK REIT	206,407,000	1,389,983,595	14.85	10,287,570,900	70,010,419,029	14.69
02824	LIPPO HK&M PROP	3,800	111,800	3.40	164,590	4,279,920	3.85
00194	LIU CHONG HING	634,000	42,110,618	1.51	6,867,140	432,912,441	1.59
01513	LIVZON PHARMA	1,045,500	37,719,767	2.77	42,560,030	1,503,938,606	2.83
00973	L'OCCITANE	27,242,250	298,580,078	9.12	409,829,580	4,420,823,317	9.27
03380	LOGAN PPT	65,526,000	877,790,845	7.46	201,960,600	2,651,692,833	7.62
00960	LONGFOR PPT	150,983,000	1,420,128,237	10.63	1,650,626,845	15,675,395,537	10.53
03339	LONKING	79,765,000	1,488,576,225	5.36	107,949,920	2,029,892,275	5.32
00988	LOUDONG GN RES	1,797,000	1,679,309,795	0.11	1,068,660	1,003,103,126	0.11
00590	LUK FOOK HOLD	38,963,000	199,952,143	19.49	658,932,260	3,592,664,269	18.34
08058	LUOXIN PHARMA	656,000	44,880,115	1.46	7,731,920	510,296,937	1.52
01108	LUOYANG GLASS	3,076,000	416,024,840	0.74	14,482,220	2,152,251,443	0.67
02186	LUYE PHARMA	362,374,000	2,311,221,010	15.68	1,959,282,340	12,060,318,781	16.25
00095	LVGEM CHINA	8,000,000	485,151,775	1.65	17,050,520	1,130,612,751	1.51
00323	MAANSHAN IRON	200,504,000	3,499,907,437	5.73	364,872,960	6,277,813,559	5.81
01680	MACAU LEGEND	186,698,000	3,062,195,922	6.10	237,857,690	4,124,112,165	5.77
01389	MAJOR HLDGS	6,808,000	1,502,175,474	0.45	10,171,320	3,360,119,630	0.30
01999	MAN WAH HLDGS	86,535,600	1,394,774,671	6.20	576,214,996	9,755,751,774	5.91
00848	MAOYE INT'L	16,589,000	413,549,967	4.01	13,076,370	320,111,652	4.08
01317	MAPLELEAF EDU	186,656,000	2,276,434,367	8.20	1,126,914,240	12,775,322,441	8.82
00273	MASON FIN	84,280,000	1,923,311,395	4.38	22,246,200	498,660,741	4.46
00275	MASTER GLORY GP	21,600,000	6,334,225,587	0.34	9,574,350	1,483,211,577	0.65
01618	MCC	135,066,000	2,700,103,544	5.00	317,110,820	6,347,498,417	5.00
00200	MELCO INT'L DEV	97,991,000	747,995,517	13.10	912,951,670	7,262,758,937	12.57
02319	MENGIU DAIRY	637,218,304	2,592,178,690	24.58	8,273,238,662	34,495,904,446	23.98
02282	MGM CHINA	317,614,628	1,370,702,177	23.17	3,713,837,154	15,899,936,216	23.36
00853	MICROPORT	9,959,000	258,201,076	3.86	46,901,700	1,195,718,225	3.92
01200	MIDLAND HOLDING	5,232,000	99,456,088	5.26	12,200,300	239,546,223	5.09
00846	MINGFA GROUP	25,000	4,715,684	0.53	47,390	9,043,556	0.52
00230	MINMETALS LAND	88,000	290,065,152	0.03	86,760	264,639,271	0.03
01988	MINSHENG BANK	1,912,882,480	7,106,951,936	26.92	14,527,675,906	54,580,945,144	26.62
00425	MINTH GROUP	33,798,000	623,551,571	5.42	808,828,980	15,025,161,146	5.38
00071	MIRAMAR HOTEL	166,000	21,505,206	0.77	2,512,680	313,665,032	0.80
01208	MMG	165,868,000	1,136,897,164	14.59	317,252,280	2,285,848,371	13.88
03600	MODERN DENTAL	976,000	211,007,489	0.46	2,647,700	655,780,193	0.40
03054	MR ASIA CON ETF	83,500	351,500	23.76	1,619,820	6,886,320	23.52
03127	MR CSI300 ETF	1,000	485,900	0.21	13,000	6,131,270	0.21
83127	MR CSI300 ETF-R	4,000	514,300	0.78	48,429	6,318,957	0.77
03056	MR GL CON ETF	30,000	250,000	12.00	768,950	6,552,300	11.74
03110	MR HS HDIVY ETF	728,500	10,216,600	7.13	16,950,666	230,383,298	7.36
02835	MR KOSPI200 ETF	43,500	499,000	8.72	823,450	8,995,010	9.15
03040	MR MSCI CN ETF	244,700	2,571,593	9.52	5,309,026	55,383,932	9.59
00066	MTR CORPORATION	232,958,548	951,291,962	24.49	8,944,326,600	37,184,498,382	24.05
01194	MUNSUN CAPITAL	358,762,000	6,587,081,121	5.45	91,733,064	1,626,663,409	5.64
03918	NAGACORP	45,696,000	1,158,042,359	3.95	224,738,720	5,827,041,114	3.86
00680	NAN HAI CORP	228,750,000	12,674,372,431	1.80	53,035,950	2,759,002,668	1.92
00553	NANJING PANDA	634,000	193,580,577	0.33	3,866,640	1,252,811,864	0.31
01236	NATIONAL AGRI	81,868,000	1,574,072,789	5.20	162,555,660	2,926,325,704	5.55
01336	NCI	208,969,680	1,110,393,840	18.82	6,308,269,152	33,442,895,873	18.86
02689	ND PAPER	257,770,000	2,333,344,594	11.05	1,489,123,050	13,957,966,654	10.67
00777	NETDRAGON	28,756,500	237,991,875	12.08	666,945,785	5,681,901,909	11.74
00360	NEW FOCUS AUTO	240,000	602,631,451	0.04	113,660	294,080,051	0.04
00299	NEW SPORTS	300,630,000	12,339,796,608	2.44	45,206,920	1,888,116,467	2.39
00917	NEW WORLD CHINA	89,316,000	275,137,968	32.46	672,675,580	2,097,253,568	32.07
00017	NEW WORLD DEV	670,236,005	4,171,442,071	16.07	5,400,261,092	34,115,665,346	15.83
00342	NEWOCEAN ENERGY	35,568,000	436,860,550	8.14	82,582,880	1,015,328,710	8.13
01316	NEXTEER	81,691,000	1,093,440,605	7.47	699,027,780	9,795,296,774	7.14
01438	NIRVANA ASIA	3,759,000	396,086,605	0.95	8,764,300	1,010,779,202	0.87

Short selling transactions by designated stock, 2016 (continued)

Stock code	Name	Short selling turnover* (shares)	Total turnover (shares)	% of total	Short selling Value (HK\$)	Total turnover Value (HK\$)	% of total
00433	NORTH MINING	157,440,000	10,573,091,760	1.49	20,313,710	1,434,383,088	1.42
01011	NT PHARMA	22,195,500	581,720,335	3.82	46,210,415	1,260,983,446	3.66
00659	NWS HOLDINGS	42,325,000	364,513,158	11.61	526,687,500	4,557,776,062	11.56
00316	OOIL	26,730,000	144,045,936	18.56	791,079,050	4,269,562,118	18.53
00265	ORIENT VICTORY	220,000	1,841,871,427	0.01	41,220	371,507,824	0.01
06899	OURGAME	3,774,000	214,138,592	1.76	14,101,100	783,458,190	1.80
02014	OZNER WATER	11,634,000	997,738,005	1.17	17,842,200	1,520,090,668	1.17
02343	PACIFIC BASIN	610,852,000	3,674,533,425	16.62	639,083,970	4,124,445,061	15.50
00543	PACIFIC ONLINE	7,471,000	213,554,250	3.50	15,402,020	448,076,486	3.44
01382	PACIFIC TEXTILES	55,759,000	521,263,716	10.70	560,655,990	5,288,750,159	10.60
03368	PARKSON GROUP	98,909,500	1,079,654,203	9.16	81,875,305	906,638,039	9.03
00327	PAX GLOBAL	269,211,000	1,921,905,241	14.01	1,763,783,890	12,371,840,649	14.26
00008	PCCW	300,461,000	2,448,446,486	12.27	1,471,916,900	11,970,416,008	12.30
00402	PEACEMAP HOLD	76,740,000	3,409,378,250	2.25	16,316,280	697,772,169	2.34
01968	PEAK SPORT	33,479,000	1,499,541,820	2.23	73,801,140	3,391,113,887	2.18
00857	PETROCHINA	3,547,514,314	23,296,973,640	15.23	18,702,459,475	122,536,818,838	15.26
02008	PHOENIX TV	8,724,000	247,608,790	3.52	14,430,420	402,389,041	3.59
01339	PICC GROUP	525,426,030	6,333,744,365	8.30	1,632,415,373	19,741,842,520	8.27
02328	PICC P&C	701,796,722	7,022,136,235	9.99	9,304,863,699	91,651,035,538	10.15
00752	PICO FAR EAST	1,360,000	222,879,760	0.61	2,975,120	467,738,836	0.64
02318	PING AN	1,366,032,344	8,333,285,462	16.39	52,138,291,766	313,452,276,415	16.63
03070	PING AN HKDIV	3,000	1,863,405	0.16	63,750	41,410,986	0.15
03072	PING AN HKMID	23,400	111,000	21.08	395,276	1,871,922	21.12
03098	PING AN RHK50	1,000	288,700	0.35	16,600	4,573,663	0.36
00231	PING AN SEC GP	47,860,000	9,649,802,804	0.50	5,881,440	1,075,502,849	0.55
01345	PIONEER PHARM	4,679,000	473,529,340	0.99	10,379,520	1,059,993,828	0.98
03636	POLY CULTURE	1,269,300	43,235,542	2.94	23,420,121	819,650,448	2.86
00119	POLY PROPERTY	349,278,000	2,383,154,476	14.66	767,841,430	5,386,369,996	14.26
00208	POLYTEC ASSET	1,575,000	136,417,048	1.15	1,024,400	76,392,523	1.34
03813	POU SHENG INT'L	128,700,000	1,764,421,393	7.29	253,684,630	3,585,901,828	7.07
00006	POWER ASSETS	92,234,500	836,508,373	11.03	6,821,417,850	61,758,200,669	11.05
01148	POWER XINCHEN	16,702,000	495,082,845	3.37	19,762,070	616,053,425	3.21
01238	POWERLONG	25,830,000	720,153,033	3.59	57,724,420	1,470,254,717	3.93
08265	POWERWELL PAC	5,340,000	344,315,197	1.55	17,913,600	987,041,564	1.81
01913	PRADA	66,146,000	231,851,273	28.53	1,606,551,455	5,763,798,540	27.87
00808	PROSPERITY REIT	11,962,000	462,753,846	2.58	40,329,590	1,467,536,931	2.75
02378	PRU	1,000	3,813,588	0.03	134,600	520,392,225	0.03
01658	PSBC	43,221,000	3,752,360,550	1.15	181,262,130	17,469,482,728	1.04
01358	PW MEDTECH	27,657,000	661,660,112	4.18	51,897,510	1,304,496,903	3.98
03369	QHD PORT	9,656,000	356,552,761	2.71	20,541,670	812,633,781	2.53
00911	QIANHAI HEALTH	212,980,000	138,309,522,260	0.15	29,355,110	11,080,294,286	0.26
06198	QINGDAO PORT	5,884,000	352,168,857	1.67	25,786,740	1,400,255,429	1.84
01122	QINGLING MOTORS	1,496,000	172,002,921	0.87	3,679,700	415,925,697	0.88
02777	R&F PROPERTIES	278,931,600	1,681,585,866	16.59	2,943,817,508	18,160,025,322	16.21
02010	REAL NUTRI	5,072,000	2,109,348,844	0.24	3,495,200	1,685,319,246	0.21
01196	REALORD GROUP	12,160,000	728,739,182	1.67	49,352,000	3,168,278,011	1.56
01622	REDCO PPT	3,116,000	157,293,254	1.98	13,493,120	642,290,204	2.10
00078	REGAL INT'L	94,000	59,654,512	0.16	361,660	246,582,197	0.15
01881	REGAL REIT	2,505,000	149,414,185	1.68	5,027,470	300,706,720	1.67
02199	REGINA MIRACLE	59,371,000	431,305,775	13.77	514,889,580	4,053,400,525	12.70
01387	RENHE COMM	366,818,000	6,885,591,705	5.33	83,504,454	1,625,845,083	5.14
00885	RENTIAN TECH	30,220,000	2,518,971,167	1.20	16,358,450	1,308,020,085	1.25
00555	REXLOT HOLDINGS	168,275,000	24,033,913,200	0.70	31,971,750	3,912,216,358	0.82
01098	ROAD KING INFRA	661,000	87,637,640	0.75	4,213,820	559,953,639	0.75
03301	RONSHINECHINA	5,255,500	589,618,107	0.89	35,586,580	3,739,580,100	0.95
01528	RS MACALLINE	22,960,200	477,438,878	4.81	183,349,434	3,716,700,882	4.93
00486	RUSAL	16,573,000	543,501,294	3.05	43,916,660	1,514,306,303	2.90
00178	SA SA INT'L	80,578,000	836,768,311	9.63	233,432,440	2,520,416,486	9.26
01910	SAMSONITE	184,749,000	1,013,175,039	18.23	4,292,236,128	23,780,752,344	18.05
01928	SANDS CHINA LTD	1,081,533,700	4,369,220,360	24.75	32,604,883,497	131,807,245,726	24.74
00631	SANY INT'L	21,052,000	309,269,696	6.81	29,844,500	413,984,014	7.21
00251	SEA HOLDINGS	3,246,000	63,532,656	5.11	63,716,540	1,192,491,729	5.34
08127	SEASON PACIFIC	2,000	63,364,600	0.00	32,200	459,083,760	0.01
01165	SFCE	7,774,000	2,823,522,299	0.28	4,889,530	3,295,965,429	0.15
02727	SH ELECTRIC	443,564,000	3,778,104,621	11.74	1,528,154,280	13,126,533,797	11.64
00563	SH IND URBAN	30,312,000	1,332,923,867	2.27	54,574,760	2,358,600,548	2.31
02607	SH PHARMA	52,199,000	472,186,247	11.05	921,682,783	8,220,018,500	11.21
01385	SHANGHAI FUDAN	522,000	83,469,060	0.63	3,222,960	502,005,529	0.64
00363	SHANGHAI IND H	29,378,000	392,553,792	7.48	570,508,040	7,792,964,600	7.32
00338	SHANGHAI PEICHEM	437,060,000	4,075,548,648	10.72	1,605,402,820	14,906,707,976	10.77
00755	SHANGHAI ZENDAI	6,850,000	2,919,857,500	0.23	1,079,115	536,906,756	0.20
00069	SHANGRI-LA ASIA	109,804,000	529,566,298	20.73	904,590,040	4,391,047,178	20.60
02066	SHENGJINGBANK	19,484,500	163,220,475	11.94	196,701,910	1,593,319,280	12.35
00829	SHENGUAN HLDGS	376,000	834,181,108	0.05	230,620	616,803,456	0.04
00218	SHENWANHONGYUAN	17,135,000	358,857,107	4.77	63,248,850	1,388,835,404	4.55
00152	SHENZHEN INT'L	102,331,000	657,077,812	15.57	1,229,572,700	7,889,284,194	15.59
00604	SHENZHEN INVEST	170,702,000	3,144,503,531	5.43	548,398,380	10,252,366,298	5.35
00548	SHENZHEN EXPRESS	43,858,000	713,999,245	6.14	314,075,280	5,012,569,990	6.27
02313	SHENZHOU INT'L	189,204,000	670,983,765	28.20	8,143,823,200	29,379,062,529	27.72
00813	SHIMAO PROPERTY	276,417,500	1,425,383,080	19.39	2,948,693,585	15,195,965,869	19.40
02877	SHINWAY PHARM	10,821,000	114,860,672	9.42	91,579,240	971,902,326	9.42
00016	SHK PPT	321,542,380	1,252,073,723	25.68	30,919,977,198	124,017,156,007	24.93
00697	SHOUGANG INT'L	42,112,000	1,841,074,858	2.29	10,302,562	459,935,968	2.24
00639	SHOUGANG RES	294,598,000	2,404,722,881	12.25	395,201,420	3,240,266,794	12.20
00272	SHUI ON LAND	444,403,500	2,638,201,303	16.84	860,037,045	5,108,920,669	16.83
00242	SHUN TAK HOLD	75,652,000	1,077,306,185	7.02	194,307,560	2,792,445,215	6.96

Short selling transactions by designated stock, 2016 (continued)

Stock code	Name	Short selling turnover* (shares)	Total turnover (shares)	% of total	Short selling Value (HK\$)	Total turnover Value (HK\$)	% of total
00107	SICHUAN EXPRESS	30,176,000	453,184,645	6.66	79,129,960	1,230,008,548	6.43
00171	SILVER GRANT	136,000	189,175,428	0.07	130,040	163,290,462	0.08
01616	SILVERMAN HL	16,742,000	1,787,001,274	0.94	26,689,460	3,543,411,750	0.75
00444	SINCEREWATCH HK	55,550,000	2,767,007,787	2.01	14,850,050	799,876,133	1.86
00716	SINGAMAS CONT	17,018,000	472,338,653	3.60	14,427,660	389,117,312	3.71
00750	SINGYES SOLAR	186,694,000	1,359,511,826	13.73	633,865,510	4,806,505,312	13.19
01177	SINO BIOPHARM	654,233,000	5,389,065,016	12.14	3,599,959,090	29,335,125,546	12.27
00083	SINO LAND	216,378,000	1,400,454,669	15.45	2,578,430,740	17,124,657,292	15.06
00702	SINO OIL & GAS	106,110,000	6,387,784,749	1.66	20,673,560	1,283,147,618	1.61
00297	SINOFERT	300,542,000	2,631,427,711	11.42	302,908,040	2,711,283,027	11.17
01168	SINOLINK HOLD	22,766,000	720,042,932	3.16	20,174,660	644,183,756	3.13
01893	SINOMA	36,588,000	882,081,646	4.15	61,758,150	1,548,348,356	3.99
00623	SINOMEDIA	831,000	156,671,243	0.53	1,831,040	292,752,787	0.63
03377	SINO-OCEAN GP	310,162,000	2,194,331,416	14.13	1,098,664,220	7,907,236,784	13.89
00386	SINOPEC CORP	3,934,507,912	22,471,980,908	17.51	20,684,439,064	116,716,056,022	17.72
00934	SINOPEC KANTONS	62,890,000	694,157,224	9.06	238,879,500	2,651,473,200	9.01
02386	SINOPEC SEG	123,431,500	653,324,734	18.89	804,727,850	4,320,094,808	18.63
01033	SINOPEC SSC	234,220,000	2,350,023,103	9.97	374,106,180	3,781,854,738	9.89
01099	SINOPHARM	109,172,000	960,608,953	11.36	3,676,462,120	33,484,818,423	10.98
01297	SINOSOFT TECH	44,911,000	556,160,501	8.08	168,358,720	2,044,116,747	8.24
00598	SINOTRANS	307,616,000	2,573,540,910	11.95	1,070,884,810	9,005,521,178	11.89
00368	SINOTRANS SHIP	61,287,500	731,315,328	8.38	80,780,140	977,507,685	8.26
03808	SINOTRUK	25,218,000	377,274,641	6.68	106,467,680	1,614,045,948	6.60
01308	SITC	47,536,000	476,882,307	9.97	196,839,550	2,013,964,124	9.77
01023	SITTOY GROUP	209,000	150,415,309	0.14	582,830	386,951,421	0.15
00880	SJM HOLDINGS	488,185,000	3,036,379,668	16.08	2,526,581,100	16,213,272,940	15.58
01141	SKYWAY SEC	111,480,000	8,852,365,888	1.26	22,336,160	1,839,502,415	1.21
00751	SKYWORTHDIGITAL	234,150,000	1,989,351,390	11.77	1,184,637,380	10,302,421,286	11.50
00315	SMARTONE TELE	33,955,000	350,474,005	9.69	417,668,690	4,263,459,734	9.80
00198	SMI HOLDINGS	379,492,000	7,549,405,211	5.03	281,112,360	5,625,788,637	5.00
00981	SMIC	5,567,763,600	50,472,579,790	11.03	6,014,330,535	47,262,931,414	12.73
00983	SOCAM DEV	272,000	68,224,566	0.40	1,082,240	234,722,368	0.46
00410	SOHO CHINA	281,157,000	1,567,660,693	17.93	1,066,057,725	6,051,437,055	17.62
00967	SOUND GLOBAL	3,024,000	603,619,644	0.50	9,098,160	1,831,396,801	0.50
00878	SOUNDWILL HOLD	3,000	27,882,993	0.01	42,370	326,348,309	0.01
02840	SPDR GOLD TRUST	6,730	5,693,665	0.12	6,479,865	5,334,227,538	0.12
03073	SPDR GREATCHINA	36,200	3,879,746	0.93	1,014,720	113,039,020	0.90
01426	SPRING REIT	2,620,000	224,462,878	1.17	8,325,440	713,368,387	1.17
01700	SPRINGLAND	12,194,000	435,586,217	2.80	13,633,590	503,603,695	2.71
01251	SPT ENERGY	1,014,000	526,247,268	0.19	603,000	333,256,831	0.18
01207	SRE GROUP	5,988,000	1,643,971,315	0.36	1,381,458	393,621,129	0.35
02005	SSY GROUP	88,170,000	920,508,536	9.58	208,078,320	2,221,021,238	9.37
02888	STANCHART	118,313,300	880,636,955	13.43	6,668,874,157	51,107,236,584	13.05
01836	STELLA HOLDINGS	21,868,500	168,157,904	13.00	346,492,120	2,581,080,585	13.42
00211	STYLAND HOLD	70,000	839,537,447	0.01	27,600	241,495,463	0.01
00102	SUMMIT ASCENT	122,542,000	1,744,118,550	7.03	266,497,700	3,876,259,778	6.88
00086	SUN HUNG KAI CO	8,773,000	193,853,813	4.53	40,102,160	894,763,245	4.48
01918	SUNAC	621,091,000	3,374,066,217	18.41	3,398,234,620	18,166,679,878	18.71
06808	SUNART RETAIL	510,682,000	2,050,550,107	24.90	2,733,849,570	11,347,049,910	24.09
01063	SUNCORP TECH	504,310,000	17,322,091,689	2.91	49,822,640	1,941,782,521	2.57
08008	SUNVISION	2,551,000	237,446,218	1.07	8,603,350	765,879,292	1.12
00435	SUNLIGHT REIT	2,569,000	194,388,858	1.32	12,012,250	861,121,684	1.39
02382	SUNNY OPTICAL	233,810,000	1,670,936,764	13.99	6,581,702,090	50,442,017,605	13.05
00509	SUNSHINE	10,820,000	3,802,426,640	0.28	4,652,425	1,552,969,271	0.30
02608	SUNSHINE 100	5,959,000	179,149,938	3.33	19,264,340	599,309,354	3.21
02012	SUNSHINE OIL	3,535,500	4,237,092,128	0.08	1,269,287	1,780,087,408	0.07
00019	SWIRE PACIFIC A	104,842,000	339,964,576	30.84	8,669,571,900	27,894,702,424	31.08
01972	SWIREPROPERTIES	75,038,200	502,097,494	14.94	1,599,760,248	10,666,611,924	15.00
00088	TAI CHEUNG HOLD	603,000	41,088,748	1.47	3,850,320	259,428,440	1.48
00621	TAUNG GOLD	14,170,000	7,470,890,041	0.19	1,433,540	780,824,554	0.18
01136	TCC INT'L HOLD	33,176,000	932,547,238	3.56	48,819,840	1,657,646,021	2.95
02618	TCL COMM	50,199,000	391,679,826	12.82	297,319,360	2,538,875,992	11.71
01070	TCL MULTIMEDIA	43,008,000	336,919,787	12.77	186,575,660	1,494,345,433	12.49
03823	TECH PRO	300,450,000	34,481,622,215	0.87	482,993,290	12,080,001,950	4.00
01206	TECHNOVATOR	35,638,000	354,238,330	10.06	122,690,440	1,238,745,230	9.90
00669	TECHTRONIC IND	98,177,500	978,252,413	10.04	2,949,030,475	29,441,197,597	10.02
00700	TENCENT	626,831,842	4,197,786,779	14.93	104,115,230,229	730,948,895,312	14.24
01219	TENWOW INT'L	10,522,000	254,981,359	4.13	23,884,570	560,144,666	4.26
02678	TEXHONG TEXTILE	8,839,500	250,278,433	3.53	84,887,520	2,433,263,265	3.49
00321	TEXWINCA HOLD	61,700,000	519,410,097	11.88	368,218,980	3,205,435,708	11.49
00577	THE 13 HOLDINGS	9,166,500	157,774,585	5.81	23,246,775	398,114,375	5.84
00028	TIAN AN	419,000	78,179,220	0.54	1,734,550	299,078,817	0.58
01600	TIAN LUN GAS	508,500	80,065,086	0.64	3,203,655	493,437,219	0.65
01980	TIANGE	60,153,000	1,156,919,624	5.20	306,888,280	5,758,874,326	5.33
01065	TIANJIN CAPITAL	20,200,000	402,910,894	5.01	87,490,100	1,746,008,317	5.01
00882	TIANJIN DEV	8,890,000	341,318,710	2.60	33,639,300	1,291,465,142	2.60
03382	TIANJINPORT DEV	10,574,000	665,296,986	1.59	12,121,820	772,774,909	1.57
00819	TIANNENG POWER	95,608,000	1,206,989,939	7.92	603,067,500	7,492,123,586	8.05
01115	TIBET WATER	23,831,000	605,055,200	3.94	65,934,560	1,683,021,196	3.92
01233	TIMES PPT	6,052,000	600,981,536	1.01	19,455,930	2,027,123,841	0.96
00322	TINGYI	1,003,426,000	2,941,415,877	34.11	8,171,040,880	24,186,095,202	33.78
02383	TOM GROUP	18,796,000	244,157,559	7.70	36,854,800	472,792,072	7.80
00258	TOMSON GROUP	110,000	51,319,804	0.21	282,960	121,284,813	0.23
01666	TONG REN TANG	12,487,000	200,418,004	6.23	160,205,260	2,607,304,057	6.14
00698	TONGDA GROUP	316,730,000	4,592,029,772	6.90	571,613,800	7,953,790,595	7.19
01312	TONGFANG KONTA	1,824,000	473,813,124	0.38	1,382,220	347,407,426	0.40

Short selling transactions by designated stock, 2016 (continued)

Stock code	Name	Short selling turnover* (shares)	Total turnover (shares)	% of total	Short selling Value (HK\$)	Total turnover Value (HK\$)	% of total
08138	TONGRENTANGCM	1,283,000	97,054,506	1.32	12,482,210	928,426,368	1.34
02323	TOPSEARCH INT'L	726,000	1,230,484,759	0.06	1,780,880	1,841,448,240	0.10
03886	TOWN HEALTH	96,976,000	1,813,321,879	5.35	131,241,960	2,446,109,948	5.37
01083	TOWNGAS CHINA	168,024,000	913,567,983	18.39	705,000,840	3,813,670,291	18.49
00903	TPV TECHNOLOGY	1,064,000	199,325,420	0.53	1,279,040	262,327,574	0.49
02800	TRACKER FUND	5,088,904,500	16,441,380,505	30.95	112,435,327,500	361,639,306,604	31.09
00570	TRAD CHI MED	350,816,000	2,468,295,487	14.21	1,276,570,580	9,171,652,278	13.92
00062	TRANSPORT INT'L	280,400	47,009,291	0.60	6,096,468	1,026,445,121	0.59
00696	TRAVELSKY TECH	79,924,000	913,708,055	8.75	1,147,593,200	13,609,100,268	8.43
01300	TRIGIANT	666,000	272,591,887	0.24	893,400	336,821,881	0.27
00891	TRINITY	11,454,000	444,810,927	2.58	9,923,600	304,448,655	3.26
00732	TRULY INT'L	270,850,000	2,576,291,254	10.51	866,043,040	8,456,571,870	10.24
00168	TSINGTAO BREW	101,560,000	452,731,713	22.43	2,968,758,400	13,239,032,710	22.42
01314	TSUI WAH HLDG	4,992,000	417,944,277	1.19	7,347,540	630,919,489	1.16
00511	TVB	26,648,200	147,440,227	18.07	739,754,840	4,129,683,286	17.91
02211	UNI HEALTH	148,222,000	6,305,791,685	2.35	115,577,960	5,663,520,832	2.04
02666	UNI MEDICAL	39,202,000	773,149,951	5.07	258,872,995	4,976,865,270	5.20
03933	UNITED LAB	193,726,000	839,441,739	23.08	774,654,060	3,122,840,597	24.81
00686	UNITED PV	85,548,000	2,380,477,868	3.59	55,602,460	1,538,676,673	3.61
00467	UNITEDENERGY GP	4,658,000	965,574,063	0.48	1,474,262	332,909,358	0.44
00220	U-PRESID CHINA	283,219,000	1,239,410,105	22.85	1,671,775,810	7,365,619,118	22.70
00082	V1 GROUP	49,564,000	1,505,393,784	3.29	19,006,880	589,461,256	3.22
03095	VALUE A SHARE	364,500	42,838,381	0.85	2,515,730	297,069,275	0.85
83095	VALUE A SHARE-R	163,500	2,018,500	8.10	1,123,672	13,896,690	8.09
03046	VALUE CHINA ETF	22,800	1,270,602	1.79	743,585	43,530,414	1.71
03084	VALUE JAPAN ETF	131,100	3,624,000	3.62	1,437,546	41,372,363	3.47
03041	VALUE KOREA ETF	1,000	676,000	0.15	26,100	17,969,939	0.15
00806	VALUE PARTNERS	260,111,000	1,542,873,408	16.86	1,856,173,670	11,204,959,168	16.57
03060	VALUE TW ETF	3,800	938,600	0.40	114,640	29,420,505	0.39
03081	VALUEGOLD ETF	2,367,800	23,089,837	10.25	74,639,695	704,261,668	10.60
83081	VALUEGOLD ETF-R	31,600	37,600	84.04	958,186	1,130,990	84.72
00710	VARITRONIX INTL	2,873,000	191,044,899	1.50	12,359,620	922,029,476	1.34
02805	VG FTSE ASIA XJ	196,500	2,947,264	6.67	3,769,408	55,044,357	6.85
03101	VG FTSE DEV EUR	215,300	8,875,872	2.43	3,420,314	141,492,954	2.42
03126	VG FTSE JAPAN	15,400	8,943,500	0.17	325,819	183,911,118	0.18
03140	VG S&P 500	59,800	12,950,464	0.46	895,458	192,753,512	0.46
03085	VGFTSEASIA XJHDY	214,500	2,747,105	7.81	3,879,526	48,724,147	7.96
00539	VICTORY CITY	9,100,000	3,533,344,381	0.26	6,124,820	1,598,228,124	0.38
03331	VINDA INT'L	14,515,000	145,284,622	9.99	190,119,940	1,986,729,471	9.57
01315	VISION FAME	115,392,000	1,209,922,959	9.54	336,136,620	3,819,659,143	8.80
00345	VITASOY INT'L	23,426,000	249,897,124	9.37	350,815,200	3,729,721,864	9.41
08032	VIVA CHINA	9,696,000	598,239,740	1.62	7,084,480	434,830,663	1.63
00856	VST HOLDINGS	2,760,000	232,825,962	1.19	5,416,100	457,785,719	1.18
00303	VTECH HOLDINGS	11,664,400	89,224,066	13.07	1,027,025,405	7,816,634,587	13.14
03699	WANDA COMM	49,014,900	472,282,086	10.38	2,018,688,640	21,230,588,519	9.51
00169	WANDA HOTEL DEV	505,000	159,265,803	0.32	436,400	127,893,806	0.34
00151	WANT WANT CHINA	1,406,555,886	5,031,842,020	27.95	7,574,302,013	26,511,749,861	28.57
03393	WASION GROUP	139,192,000	1,354,038,576	10.28	585,941,020	5,698,103,823	10.28
01129	WATER INDUSTRY	22,396,000	724,964,313	3.09	29,656,600	933,731,488	3.18
02338	WEICHAI POWER	418,529,000	1,498,767,337	27.92	4,052,609,590	14,554,300,458	27.84
01066	WEIGAO GROUP	157,496,000	1,287,373,791	12.23	773,128,160	6,266,828,187	12.34
02698	WEIQIAO TEXTILE	8,964,000	235,511,948	3.81	47,638,750	1,232,114,012	3.87
01570	WEIYE HOLDINGS	4,301,000	30,491,183	14.11	14,475,890	92,980,345	15.57
00382	WELLING HOLDING	2,236,000	277,934,450	0.80	3,102,560	388,487,673	0.80
02233	WESTCHINACEMENT	384,232,000	10,412,650,101	3.69	449,927,560	10,614,706,951	4.24
00288	WH GROUP	953,922,500	8,229,255,060	11.59	5,612,095,595	49,180,800,033	11.41
00004	WHARF HOLDINGS	362,129,000	1,230,126,778	29.44	17,003,890,300	58,732,514,985	28.95
00020	WHEELLOCK	72,236,000	354,664,901	20.37	2,767,479,600	13,646,261,302	20.28
00289	WING ON CO	27,000	4,555,217	0.59	624,150	105,747,781	0.59
00209	WINSHINE SCI	5,656,000	2,205,668,835	0.26	2,455,996	664,572,024	0.37
01661	WISDOM SPORTS	118,126,000	1,195,031,740	9.88	329,018,140	3,443,002,657	9.56
03024	WISE SSE50ETF	11,100	320,200	3.47	212,664	6,221,324	3.42
02825	WISECSIHK100ETF	3,800	8,353,400	0.05	73,932	151,878,879	0.05
02236	WISON ENGRG	1,449,000	204,424,294	0.71	1,265,260	180,639,161	0.70
08021	WLS HOLDINGS	130,000	5,003,865,721	0.00	30,030	1,279,526,869	0.00
01369	WUZHOU INT'L	5,286,000	694,291,029	0.76	4,251,760	551,784,955	0.77
01128	WYNN MACAU	941,056,400	4,192,970,218	22.44	10,772,646,504	47,505,128,273	22.68
03049	X DBCSI300	2,400	84,291,439	0.00	14,193	531,796,790	0.00
03009	X DBMSCIEM	2,000	791,900	0.25	51,600	21,661,275	0.24
03045	X DBMSCIINDIA	2,500	164,450	1.52	176,575	11,713,485	1.51
03099	X DBMSCIINDO	15,375	870,950	1.77	1,520,982	87,227,676	1.74
03027	X DBMSCIRUSSIA	66,875	13,427,000	0.50	953,962	205,244,831	0.46
03020	X DBMSCIUSA	20,925	658,070	3.18	8,751,000	276,523,734	3.16
03019	X DBMSCI WORLD	21,250	1,626,831	1.31	745,650	57,133,354	1.31
03015	X DBNIFTY50	7,130	55,728	12.79	6,756,610	54,283,961	12.45
02823	X ISHARES A50	4,294,713,100	15,270,618,737	28.12	42,478,758,532	150,879,780,469	28.15
02846	X ISHARES CSI300	8,000	3,994,186	0.20	181,630	88,526,997	0.21
02827	X WISECSI300ETF	731,400	84,332,976	0.87	20,750,780	2,421,768,039	0.86
03091	X XIE INDIA	948,600	3,581,200	26.49	8,342,772	32,188,188	25.92
03031	X XIE INDO	1,698,600	5,225,700	32.50	11,693,400	37,083,807	31.53
03090	X XIE KOREA	190,200	1,145,500	16.60	1,361,652	8,306,044	16.39
03029	X XIE MALAY	790,200	4,323,500	18.28	5,335,944	28,968,142	18.42
03037	X XIE PHIL	1,066,800	4,106,700	25.98	12,019,467	45,557,830	26.38
03089	X XIE TAIWAN	604,500	2,651,800	22.80	5,034,726	22,488,159	22.39
03069	X XIE THAI	701,400	2,816,100	24.91	5,825,388	24,035,289	24.24
07322	XI MR S&P500	22,400	1,561,200	1.43	343,010	23,697,676	1.45

Short selling transactions by designated stock, 2016 (continued)

Stock code	Name	Short selling turnover* (shares)	Total turnover (shares)	% of total	Short selling Value (HK\$)	Total turnover Value (HK\$)	% of total
03378	XIAMEN PORT	13,420,000	546,100,332	2.46	20,731,660	852,758,546	2.43
03161	XIE CHIMER ETF	13,439,600	126,864,000	10.59	103,053,050	1,029,205,884	10.01
03102	XIE GARY ETF	515,600	12,168,800	4.24	4,224,846	101,361,730	4.17
03116	XIE GOLD MINERS	59,400	5,318,300	1.12	463,820	40,186,669	1.15
01899	XINGDA INT'L	36,674,000	814,524,168	4.50	93,151,330	1,976,791,580	4.71
00811	XINHUA WINSHARE	17,586,000	437,022,270	4.02	136,085,610	3,356,189,981	4.05
01799	XINTE ENERGY	44,800	6,128,300	0.73	242,404	37,741,890	0.64
00868	XINYI GLASS	283,372,000	2,846,522,663	9.96	1,682,803,820	16,622,273,797	10.12
00968	XINYI SOLAR	879,694,000	5,342,836,192	16.46	2,579,220,760	15,475,021,474	16.67
07222	XL2 MR S&P500	43,300	4,305,300	1.01	656,556	66,573,322	0.99
01368	XTEP INT'L	83,932,500	1,047,182,666	8.02	321,645,040	4,063,668,423	7.92
00075	Y.T. REALTY	48,000	39,637,559	0.12	170,840	185,909,477	0.09
01585	YADEA	1,374,000	1,011,071,020	0.14	2,322,680	1,636,029,344	0.14
00346	YANCHANG PETRO	7,490,000	1,437,743,740	0.52	1,293,510	277,763,781	0.47
01171	YANZHOU COAL	594,178,000	3,468,653,678	17.13	2,886,292,320	16,778,389,864	17.20
01230	YASHILI INT'L	29,348,000	293,108,101	10.01	49,215,840	504,783,732	9.75
02393	YESTAR INTL	20,742,500	752,236,679	2.76	73,209,875	2,679,483,849	2.73
03639	YIDA CHINA	164,000	129,129,874	0.13	467,100	384,819,584	0.12
02168	YINGDE GASES	57,434,000	731,204,851	7.85	173,221,340	2,235,633,857	7.75
06869	YOFC	2,424,000	200,653,847	1.21	35,675,710	2,582,680,647	1.38
03669	YONGDA AUTO	10,744,000	418,591,052	2.57	45,477,285	1,722,357,477	2.64
01431	YST DAIRY	3,868,000	836,817,464	0.46	1,885,130	445,763,629	0.42
02789	YUANDA CHINA	12,554,000	621,818,503	2.02	3,049,930	151,576,309	2.01
00332	YUANHENG GAS	3,328,000	478,065,965	0.70	1,800,640	289,476,375	0.62
00551	YUE YUEN IND	56,881,500	420,525,307	13.53	1,650,459,500	12,418,326,117	13.29
00123	YUEXIU PROPERTY	426,040,000	7,155,426,681	5.95	460,350,120	7,724,354,547	5.96
00405	YUEXIU REIT	50,191,000	1,065,973,072	4.71	217,947,850	4,713,051,635	4.62
01052	YUEXIUTRANSPORT	27,758,000	205,229,974	13.53	144,096,560	1,049,764,879	13.73
06839	YUNNAN WATER	2,125,000	162,994,622	1.30	9,124,890	703,263,152	1.30
01068	YURUN FOOD	24,857,000	1,016,511,701	2.45	30,191,680	1,256,369,178	2.40
08005	YUXING INFOTECH	4,272,000	277,620,864	1.54	10,558,600	650,558,248	1.62
01628	YUZHOU PPT	51,607,000	1,658,202,719	3.11	132,818,370	4,027,528,894	3.30
02098	ZALL GROUP	44,913,000	3,260,333,337	1.38	155,292,270	10,186,965,894	1.52
01818	ZHAOJIN MINING	285,741,500	2,459,302,577	11.62	1,948,747,885	17,618,118,297	11.06
00576	ZHEJIANGEXPRESS	128,480,000	1,249,486,804	10.28	999,206,740	9,683,351,785	10.32
01728	ZHENGTONGAUTO	144,573,000	1,093,607,712	13.22	384,252,630	2,957,617,262	12.99
00881	ZHONGSHENG HLDG	78,210,500	767,449,248	10.19	456,888,230	4,576,009,542	9.98
01176	ZHUGUANG HOLD	19,664,000	1,070,078,782	1.84	16,414,520	1,015,084,500	1.62
02899	ZIJIN MINING	1,019,801,834	9,487,294,599	10.75	2,514,330,212	23,697,455,249	10.61
01157	ZOOMLION	197,369,400	2,634,369,936	7.49	552,925,602	7,498,648,591	7.37
00763	ZTE	188,728,400	1,325,527,478	14.24	2,222,978,166	15,621,372,390	14.23
Total		208,957,733,784	2,226,993,624,073	9.38	1,914,819,549,407	11,632,985,006,306	16.46

* Figures are adjusted for late report.

Note: Turnover value traded in non-HKD currency securities have been included.

Monthly short selling transactions, 2016

Month	No. of designated securities (month-end figure)	Number of shares*	Value of transactions* (HK\$)	No. of designated securities recording short selling
Jan	850	21,313,577,669	210,944,395,657	709
Feb	874	14,735,312,275	140,998,602,763	712
Mar	873	18,131,119,411	177,404,577,581	708
Apr	876	16,382,705,691	151,040,655,698	700
May	854	19,985,822,160	180,264,218,528	717
Jun	875	17,060,872,932	156,922,688,003	727
Jul	876	14,382,664,360	134,523,193,628	721
Aug	866	20,371,205,076	187,581,490,163	733
Sep	866	18,721,829,460	168,569,956,889	706
Oct	874	13,997,144,411	114,200,394,370	666
Nov	887	18,655,693,774	159,396,116,123	717
Dec	879	15,219,786,565	132,973,260,004	698
Total		208,957,733,784	1,914,819,549,407	

* Figures are adjusted for late report.

Note: Turnover value traded in non-HKD currency securities have been included.

Newly listed companies

Ordinary companies

Code	Company	Listing method/ Industry Classification *	No. of shares offered	Offer price (HK\$)	Funds raised (HK\$Mil)	Listing date/ subscription rate (times)	Sponsor
03326	Perfect Group International Holdings Ltd.	Offer for subscription	11,250,000 (a)	0.93	10.46	2016/01/04	GF Capital (Hong Kong) Ltd.
		Offer for placing	101,250,000 (b)	0.93	94.16	13.10	
		Consumer Goods – Textiles, Clothing & Personal Care					
03773	NNK Group Ltd.	Offer for subscription	30,000,000 (a)	1.00	30.00	2016/01/07	Quam Capital Ltd.
		Offer for placing	85,000,000 (b)	1.00	85.00	24.22	
		Information Technology – Software & Services					
01459	Jujiang Construction Group Co., Ltd. – H Shares	Offer for subscription	13,336,000 (a)	1.35	18.00	2016/01/12	Guotai Junan Capital Ltd.
		Offer for placing	120,024,000 (b)	1.35	162.03	4.96	
		Properties & Construction – Construction					
03301	Ronshine China Holdings Ltd.	Offer for subscription	912,500 (a)	5.36	4.89	2016/01/13	ICBC International Capital Ltd.
		Offer for placing	338,935,500 (b)	5.36	1,816.69	0.027	
		Properties & Construction – Properties					
01565	Virscend Education Co. Ltd.	Offer for subscription	27,988,000 (a)	2.40	67.17	2016/01/15	Macquarie Capital Securities Ltd.
		Offer for placing	810,773,000 (b)	2.40	1,945.86	0.3732	
		Consumer Services – Support Services					
03963	China Rongzhong Financial Holdings Co. Ltd.	Offer for subscription	10,000,000 (a)	2.11	21.10	2016/01/28	Alliance Capital Partners Ltd.
		Offer for placing	102,509,000 (b)	2.11	216.29	3.34	
		Financials – Other Financials					
02768	Jiayuan International Group Ltd.	Offer for subscription	45,000,000 (a)	2.48	111.60	2016/03/08	CCB International Capital Ltd.
		Offer for placing	472,500,000 (b)	2.48	1,171.80	1.30	
		Properties & Construction – Properties					
06833	Sinco Pharmaceuticals Holdings Ltd.	Offer for subscription	40,000,000 (a)	0.80	32.00	2016/03/10	China Merchants Securities (HK) Co., Ltd.
		Offer for placing	375,220,000 (b)	0.80	300.18	7.23	
		Consumer Goods – Healthcare					
02138	Union Medical Healthcare Ltd.	Offer for subscription	24,500,000 (a)	3.03	74.24	2016/03/11	Credit Suisse (Hong Kong) Ltd.
		Offer for placing	221,327,000 (b)	3.03	670.62	3.01	
		Consumer Goods – Healthcare					
01557	K. H. Group Holdings Ltd.	Offer for subscription	50,000,000 (a)	0.95	47.50	2016/03/18	Ample Capital Ltd.
		Offer for placing	50,000,000 (b)	0.95	47.50	890.00	
		Properties & Construction – Construction					
02016	China Zhesang Bank Co., Ltd. – H Shares	Offer for subscription	92,553,000 (a)	3.96	366.51	2016/03/30	CITIC CLSA Capital Markets Ltd.
		Offer for sales	345,000,000 (b)	3.96	1,366.20	0.56	China International Capital Corporation Hong Kong Securities Ltd. Goldman Sachs (Asia) L.L.C. ABCI Capital Ltd.
		Offer for placing	3,357,447,000 (b)	3.96	13,295.49		
		Financials – Banks					
03638 *	Goldenmars Technology Holdings Ltd.	Transfer of listing	n.a.	n.a.	n.a.	2016/03/30	+ n.a.
		Information Technology – IT Hardware				n.a.	
02239	SMIT Holdings Ltd.	Offer for subscription	22,500,000 (a)	3.78	85.05	2016/03/30	Haitong International Capital Ltd.
		Offer for placing	52,500,000 (b)	3.78	198.45	18.51	
		Consumer Goods – Household Goods & Electronics					
01578	Bank of Tianjin Co., Ltd. – H Shares	Offer for subscription	5,792,500 (a)	7.39	42.81	2016/03/30	BOCI Asia Ltd.
		Offer for sales	94,450,409 (b)	7.39	697.99	0.0776	ABCI Capital Ltd.
		Offer for placing	938,711,591 (b)	7.39	6,937.08		CCB International Capital Ltd.
		Financials – Banks					
01419	Human Health Holdings Ltd.	Offer for subscription	38,340,000 (a)	1.38	52.91	2016/04/01	BOCOM International (Asia) Ltd.
		Offer for placing	49,842,000 (b)	1.38	68.78	668.30	
		Consumer Goods – Healthcare					
01570	Weiyee Holdings Ltd.	Introduction	n.a.	n.a.	n.a.	2016/04/06	CLC International Ltd.
		Properties & Construction – Properties				n.a.	
01496	AP Rentals Holdings Ltd.	Offer for subscription	75,600,000 (a)	0.75	56.70	2016/04/08	BOSC International Co. Ltd.
		Offer for placing	75,600,000 (b)	0.75	56.70	472.27	
		Properties & Construction – Construction					
01469	Get Nice Financial Group Ltd.	Offer for subscription	52,000,000 (a)	1.00	52.00	2016/04/08	Southwest Securities (HK) Capital Ltd.
		Offer for placing	455,554,481 (b)	1.00	455.55	2.576	
		Financials – Other Financials					
01982	Nameson Holdings Ltd.	Offer for subscription	50,000,000 (a)	1.20	60.00	2016/04/12	CITIC CLSA Capital Markets Ltd.
		Offer for placing	525,000,000 (b)	1.20	630.00	13.72	
		Consumer Goods – Textiles, Clothing & Personal Care					
01243	Wang On Properties Ltd.	Offer for subscription	38,000,000 (a)	0.92	34.96	2016/04/12	CLC International Ltd.
		Offer for placing	342,000,000 (b)	0.92	314.64	2.44	Kingston Corporate Finance Ltd.
		Properties & Construction – Construction					
02738	Huajin International Holdings Ltd.	Offer for subscription	15,000,000 (a)	2.38	35.70	2016/04/15	Shenwan Hongyuan Capital (H.K.) Ltd.
		Offer for placing	135,000,000 (b)	2.38	321.30	4.32	
		Materials – Diversified Metals & Minerals					
03626	Hang Sang (Siu Po) International Holding Co. Ltd.	Offer for subscription	23,000,000 (a)	1.36	31.28	2016/05/18	VC Capital Ltd.
		Offer for placing	23,000,000 (b)	1.36	31.28	2,182.33	Gram Capital Ltd.
		Industrials – Commercial & Professional Services					
01585	Yadea Group Holdings Ltd.	Offer for subscription	63,754,000 (a)	1.72	109.66	2016/05/19	China Securities (International) Corporate Finance Co. Ltd.
		Offer for sales	30,000,000 (b)	1.72	51.60	0.8501	
		Offer for placing	656,246,000 (b)	1.72	1,128.74		
		Consumer Goods – Automobiles					
02588	BOC Aviation Ltd.	Offer for subscription	31,230,600 (a)	42.00	1,311.69	2016/06/01	BOCI Asia Ltd.
		Offer for sales	104,101,500 (b)	42.00	4,372.26	38.62	Goldman Sachs (Asia) L.L.C.
		Offer for placing	72,870,900 (b)	42.00	3,060.58		
		Consumer Services – Transportation					
01420	Chuan Holdings Ltd.	Offer for subscription	125,000,000 (a)	0.88	110.00	2016/06/08	VBG Capital Ltd.
		Offer for sales	80,000,000 (b)	0.88	70.40	510	
		Offer for placing	82,500,000 (b)	0.88	72.60		
		Properties & Construction – Construction					

Newly listed companies (continued)

Ordinary companies

Code	Company	Listing method/ Industry Classification *	No. of shares offered	Offer price (HK\$)	Funds raised (HK\$Mil)	Listing date/ subscription rate (times)	Sponsor
01549	Ever Harvest Group Holdings Ltd.	Offer for subscription Offer for placing Industrials - Industrial Transportation	175,000,000 (a) 175,000,000 (b)	0.315 0.315	55.13 55.13	2016/07/06 289	Guotai Junan Capital Ltd.
03958	DFZQ - H Shares	Offer for subscription Offer for sales Offer for placing Financials - Other Financials	68,683,600 (a) 93,370,910 (b) 865,025,490 (b)	8.15 8.15 8.15	559.77 760.97 7,049.96	2016/07/08 0.96	Citigroup Global Markets Asia Ltd. Goldman Sachs (Asia) L.L.C. Nomura International (Hong Kong) Ltd.
01583	Qinqin Foodstuffs Group (Cayman) Co. Ltd.	Introduction Consumer Goods - Food & Beverages	n.a.	n.a.	n.a.	2016/07/08 n.a.	Merrill Lynch Far East Ltd.
01606	China Development Bank Financial Leasing Co., Ltd. - H Shs	Offer for subscription Offer for placing Financials - Other Financials	71,178,000 (a) 3,071,202,000 (b)	2.00 2.00	142.36 6,142.40	2016/07/11 0.31	CITIC CLSA Capital Markets Ltd. Merrill Lynch Far East Ltd. Deutsche Securities Asia Ltd.
01586	China Leon Inspection Holding Ltd.	Offer for subscription Offer for placing Consumer Services - Support Services	30,000,000 (a) 70,000,000 (b)	0.98 0.98	29.40 68.60	2016/07/12 36.12	CMB International Capital Ltd.
02869	Greentown Service Group Co. Ltd.	Offer for subscription Offer for sale Offer for placing Consumer Services - Support Services	37,116,000 (a) 116,666,000 (b) 740,660,000 (b)	1.99 1.99 1.99	73.86 232.17 1,473.91	2016/07/12 0.4772	Merrill Lynch Far East Ltd. BOCI Asia Ltd.
01523	Plover Bay Technologies Ltd.	Offer for subscription Offer for placing Information Technology - IT Hardware	75,000,000 (a) 175,000,000 (b)	0.50 0.50	37.50 87.50	2016/07/13 46.00	Southwest Securities (HK) Capital Ltd.
01560	Star Properties Group (Cayman Islands) Ltd.	Offer for subscription Offer for placing Properties & Construction - Properties	28,000,000 (a) 28,000,000 (b)	1.80 1.80	50.40 50.40	2016/07/13 601.90	Guotai Junan Capital Ltd.
01573	China Unienergy Group Ltd.	Offer for subscription Offer for placing Energy - Coal	5,254,000 (a) 112,746,000 (b)	1.80 1.80	9.46 202.94	2016/07/13 0.4529	Haitong International Capital Ltd.
01579	Yihai International Holding Ltd.	Offer for subscription Offer for placing Consumer Goods - Food & Beverages	26,000,000 (a) 240,900,000 (b)	3.30 3.30	85.80 794.97	2016/07/13 1.63	China International Capital Corporation Hong Kong Securities Ltd.
01612	Vincent Medical Holdings Ltd.	Offer for subscription Offer for placing Consumer Goods - Healthcare	38,280,000 (a) 89,320,000 (b)	1.00 1.00	38.28 89.32	2016/07/13 30.80	BOSC International Co. Ltd.
01589	China Logistics Property Holdings Co., Ltd.	Offer for subscription Offer for placing Properties & Construction - Properties	32,254,000 (a) 1,062,148,000 (b)	3.25 3.25	104.83 3,451.98	2016/07/15 0.3114	Credit Suisse (Hong Kong) Ltd. Deutsche Securities Asia Ltd.
02278	Hailan Holdings Ltd.	Offer for subscription Offer for placing Properties & Construction - Properties	1,790,000 (a) 73,210,000 (b)	3.96 3.96	7.09 289.91	2016/07/15 0.2387	Haitong International Capital Ltd.
02136	Lifestyle China Group Ltd.	Introduction Consumer Services - Retailers	n.a.	n.a.	n.a.	2016/07/15 n.a.	BNP Paribas Securities (Asia) Ltd.
06816	Prosper Construction Holdings Ltd.	Offer for subscription Offer for placing Properties & Construction - Construction	60,000,000 (a) 140,000,000 (b)	1.00 1.00	60.00 140.00	2016/07/20 19.51	Investec Capital Asia Ltd.
00436*	New Universe Environmental Group Ltd.	Transfer of listing Industrials - Industrial Engineering	n.a.	n.a.	n.a.	2016/08/01 n.a.	+ n.a.
01559*	Kwan On Holdings Ltd.	Transfer of listing Properties & Construction - Construction	n.a.	n.a.	n.a.	2016/08/15 n.a.	+ n.a.
06178	Everbright Securities Co. Ltd. - H Shares	Offer for subscription Offer for placing Financials - Other Financials	68,000,000 (a) 636,088,800 (b)	12.68 12.68	862.24 8,065.61	2016/08/18 1.68	China Everbright Capital Ltd. UBS Securities Hong Kong Ltd. Merrill Lynch Far East Ltd.
02031	Ausupreme International Holdings Ltd.	Offer for subscription Consumer Goods - Healthcare	187,500,000 (a)	0.55	103.13	2016/09/12 0.9075	Ample Capital Ltd.
01885*	China Wood Optimization (Holding) Ltd.	Transfer of listing Materials - Basic Materials	n.a.	n.a.	n.a.	2016/09/12 n.a.	+ n.a.
03893	CROSSTEC Group Holdings Ltd.	Offer for subscription Offer for placing Consumer Services - Support Services	300,000,000 (a) 300,000,000 (b)	0.15 0.15	45.00 45.00	2016/09/12 1,695	Kingsway Capital Ltd.
02633	Jacobson Pharma Corporation Ltd.	Offer for subscription Offer for placing Consumer Goods - Healthcare	43,752,000 (a) 459,373,000 (b)	1.50 1.50	65.63 689.06	2016/09/21 6.11	BOCI Asia Ltd.
01658	Postal Savings Bank of China Co., Ltd. - H Shares	Offer for subscription Offer for placing Financials - Banks	605,330,000 (a) 11,821,244,000 (b)	4.76 4.76	2,881.37 56,269.12	2016/09/28 2.60	China International Capital Corporation Hong Kong Securities Ltd. Morgan Stanley Asia Ltd. Merrill Lynch Far East Ltd. Goldman Sachs (Asia) L.L.C. J.P. Morgan Securities (Far East) Ltd. Dakin Capital Ltd.
01591	Shun Wo Group Holdings Ltd.	Offer for subscription Offer for sale Offer for placing Properties & Construction - Construction	500,000,000 (a) 200,000,000 (b) 300,000,000 (b)	0.13 0.13 0.13	65.00 26.00 39.00	2016/09/28 382	
01577	Quanzhou Huixin Micro-credit Co., Ltd. - H Shares	Offer for subscription Offer for placing Financials - Other Financials	18,000,000 (a) 162,000,000 (b)	1.68 1.68	30.24 272.16	2016/09/30 5.38	Changjiang Corporate Finance (HK) Ltd.
06858	Honma Golf Ltd.	Offer for subscription Offer for placing Consumer Goods - Household Goods & Electronics	13,400,000 (a) 120,591,000 (b)	10.00 10.00	134.00 1,205.91	2016/10/06 1.28	Morgan Stanley Asia Ltd.
01526	Rici Healthcare Holdings Ltd.	Offer for subscription Offer for sale Offer for placing Consumer Services - Healthcare Services	39,760,000 (a) 79,520,000 (b) 280,049,000 (b)	2.56 2.56 2.56	101.79 203.57 716.93	2016/10/06 1.01	BNP Paribas Securities (Asia) Ltd. Credit Suisse (Hong Kong) Ltd.

Newly listed companies (continued)

Ordinary companies

Code	Company	Listing method/ Industry Classification *	No. of shares offered	Offer price (HK\$)	Funds raised (HK\$Mil)	Listing date/ subscription rate (times)	Sponsor
06099	China Merchants Securities Co., Ltd. – H Shares	Offer for subscription Financials – Other Financials	44,564,000 (a) 846,709,800 (b)	12.00 12.00	534.77 10,160.52	2016/10/07 5.23	China Merchants Securities (HK) Co., Ltd. J.P. Morgan Securities (Far East) Ltd. Morgan Stanley Asia Ltd.
02166	Smart-Core Holdings Ltd.	Offer for subscription Offer for placing Industrials – Industrial Engineering	37,500,000 (a) 87,500,000 (b)	1.83 1.83	68.63 160.13	2016/10/07 15.5	DBS Asia Capital Ltd.
01460 #	ICO Group Ltd.	Transfer of listing Information Technology – Software & Services	n.a.	n.a.	n.a.	2016/10/12 + n.a.	n.a.
01547	IBI Group Holdings Ltd.	Offer for subscription Offer for placing Properties & Construction – Construction	100,000,000 (a) 100,000,000 (b)	0.45 0.45	45.00 45.00	2016/10/14 1,816.09	Lego Corporate Finance Ltd.
02113	CHerish Holdings Ltd.	Offer for subscription Offer for placing Properties & Construction – Construction	74,000,000 (a) 138,750,000 (b)	0.70 0.70	51.80 97.13	2016/10/17 68.44	Dakin Capital Ltd.
01609	Chong Kin Group Holdings Ltd.	Offer for subscription Offer for sale Offer for placing Properties & Construction – Construction	95,600,000 (a) 77,800,000 (b) 17,800,000 (b)	0.70 0.70 0.70	66.92 54.46 12.46	2016/10/17 172.12	TC Capital International Ltd.
01539 #	Synergy Group Holdings International Ltd.	Transfer of listing Consumer Goods – Household Goods & Electronics	n.a.	n.a.	n.a.	2016/10/26 + n.a.	n.a.
03320	China Resources Pharmaceutical Group Ltd.	Offer for subscription Offer for placing Consumer Goods – Healthcare	77,158,000 (a) 1,577,924,000 (b)	9.10 9.10	702.14 14,359.11	2016/10/28 1.90	CCB International Capital Ltd. China International Capital Corporation Hong Kong Securities Ltd. Goldman Sachs (Asia) L.L.C. Merrill Lynch Far East Ltd.
03306	JNBY Design Ltd.	Offer for subscription Offer for sale Offer for placing Consumer Goods – Textiles, Clothing & Personal Care	12,500,000 (a) 25,000,000 (b) 106,250,000 (b)	6.40 6.40 6.40	80.00 160.00 680.00	2016/10/31 1.32	CCB International Capital Ltd.
01610	COFCO Meat Holdings Ltd.	Offer for subscription Offer for placing Consumer Goods – Agricultural Products	41,559,000 (a) 934,041,000 (b)	2.00 2.00	83.12 1,868.08	2016/11/01 0.43	Morgan Stanley Asia Ltd. J.P. Morgan Securities (Far East) Ltd.
01572	China Art Financial Holdings Ltd.	Offer for subscription Offer for placing Financials – Other Financials	40,000,000 (a) 360,000,000 (b)	0.75 0.75	30.00 270.00	2016/11/08 1.79	South China Capital Ltd.
03686	Clifford Modern Living Holdings Ltd.	Offer for subscription Offer for placing Conglomerates – Conglomerates	125,000,000 (a) 125,000,000 (b)	0.46 0.46	57.50 57.50	2016/11/08 153.20	Guotai Junan Capital Ltd.
03689	Guangdong Kanghua Healthcare Co., Ltd. – H Shares	Offer for subscription Offer for placing Consumer Services – Healthcare Services	3,078,800 (a) 81,315,200 (b)	11.60 11.60	35.71 943.26	2016/11/08 0.37	China International Capital Corporation Hong Kong Securities Ltd.
06163	Gemilang International Ltd.	Offer for subscription Offer for placing Industrials – Industrial Engineering	18,750,000 (a) 43,750,000 (b)	1.28 1.28	24.00 56.00	2016/11/11 27.23	Alliance Capital Partners Ltd.
01633	Sheung Yue Group Holdings Ltd.	Offer for subscription Offer for sale Offer for placing Properties & Construction – Construction	49,500,000 (a) 50,000,000 (b) 90,250,000 (b)	0.80 0.80 0.80	39.60 40.00 72.20	2016/11/11 16.69	Dakin Capital Ltd.
01458	Zhou Hei Ya International Holdings Co. Ltd.	Offer for subscription Offer for placing Consumer Goods – Food & Beverages	34,428,500 (a) 453,712,000 (b)	5.88 5.88	202.44 2,667.83	2016/11/11 0.81	Morgan Stanley Asia Ltd. Credit Suisse (Hong Kong) Ltd.
01272	Datang Environment Industry Group Co., Ltd. – H Shares	Offer for subscription Offer for placing Industrials – Industrial Engineering	4,694,000 (a) 562,848,000 (b)	3.78 3.78	17.74 2,127.57	2016/11/15 0.087	CITIC CLSA Capital Markets Ltd.
01611	Pantronics Holdings Ltd.	Offer for subscription Offer for sale Offer for placing Industrials – Industrial Engineering	27,000,000 (a) 27,000,000 (b) 36,000,000 (b)	1.50 1.50 1.50	40.50 40.50 54.00	2016/11/21 32	Octal Capital Ltd.
01608	VPower Group International Holdings Ltd.	Offer for subscription Offer for placing Utilities – Utilities	45,461,000 (a) 514,539,000 (b)	2.88 2.88	130.93 1,481.87	2016/11/24 0.812	BOCI Asia Ltd. Citigroup Global Markets Asia Ltd.
01629	Mengke Holdings Ltd.	Offer for subscription Offer for placing Industrials – Commercial & Professional Services	62,500,000 (a) 62,500,000 (b)	0.70 0.70	43.75 43.75	2016/11/25 420	RaffAello Capital Ltd.
06189	Guangdong Adway Construction (Group) Holdings Co. Ltd.-H Shs	Offer for subscription Offer for placing Properties & Construction – Construction	5,277,000 (a) 47,486,000 (b)	5.20 5.20	27.44 246.93	2016/11/25 3.07	Guotai Junan Capital Ltd.
01632	Food Wise Holdings Ltd.	Offer for subscription Offer for placing Consumer Services – Hotels, Casinos, Restaurants & Leisure Facilities	25,000,000 (a) 25,000,000 (b)	2.00 2.00	50.00 50.00	2016/11/29 116.38	Cinda International Capital Ltd.
01635	Shanghai Dazhong Public Utilities (Group) Co., Ltd. – H Shs	Offer for subscription Offer for sale Offer for placing Utilities – Utilities	47,894,000 (a) 48,513,000 (b) 437,236,000 (b)	3.60 3.60 3.60	172.42 174.65 1,574.05	2016/12/05 1.96	China International Capital Corporation Hong Kong Securities Ltd. Haitong International Capital Ltd.

Newly listed companies (continued)

Ordinary companies

Code	Company	Listing method/ Industry Classification *	No. of shares offered	Offer price (HK\$)	Funds raised (HK\$Mil)	Listing date/ subscription rate (times)	Sponsor
01581	Progressive Path Group Holdings Ltd.	Offer for subscription	125,000,000 (a)	0.60	75.00	2016/12/08 531	Ample Capital Ltd.
		Offer for sale	75,000,000 (b)	0.60	45.00		
		Offer for placing	87,500,000 (b)	0.60	52.50		
06066	CSC Financial Co., Ltd. - H Shares	Properties & Construction - Construction				2016/12/09 0.97	China Securities (International) Corporate Finance Co. Ltd. UBS Securities Hong Kong Ltd. ABCI Capital Ltd.
		Offer for subscription	92,842,500 (a)	6.81	632.26		
		Offer for sale	57,319,262 (b)	6.81	390.34		
01617	Nanfang Communication Holdings Ltd.	Financials - Other Financials				2016/12/12 14	Guotai Junan Capital Ltd.
		Offer for subscription	28,000,000 (a)	1.02	28.56		
		Offer for placing	252,000,000 (b)	1.02	257.04		
01357	Meitu, Inc.	Information Technology - IT Hardware				2016/12/15 2.39	Morgan Stanley Asia Ltd. Credit Suisse (Hong Kong) Ltd. China Merchants Securities (HK) Co., Ltd.
		Offer for subscription	57,400,000 (a)	8.50	487.90		
		Offer for placing	516,600,000 (b)	8.50	4,391.10		
01580	Da Sen Holdings Group Ltd.	Information Technology - IT Hardware				2016/12/19 271.32	China Industrial Securities International Capital Ltd.
		Offer for subscription	90,000,000 (a)	0.70	63.00		
		Offer for placing	117,000,000 (b)	0.70	81.90		
01596	Hebei Yichen Industrial Group Corporation Ltd. - H Shares	Materials - Basic Materials				2016/12/21 1.96	BOCOM International (Asia) Ltd.
		Offer for subscription	22,446,000 (a)	3.00	67.34		
		Offer for placing	202,014,000 (b)	3.00	606.04		
Total					190,724.76		

(a) Hong Kong offers

(b) International offers

* Industry Classification is provided by Hang Seng Indexes Company Limited.
New Hang Seng Industry Classification System took effect on 9 September 2013.

Transfers of listing from GEM to Main Board pursuant to the revised Rule 9.24 of the GEM Listing Rules and to the new Chapter 9A of the Main Board Listing Rules effective from 1 July 2008.

+ Effective date of the transfer of listing from GEM to Main Board

Withdrawal of listed companies

Code	Company	Last trading date	Delisted date
01025	Wumart Stores, Inc. – H Shares	2015/12/30	2016/01/07
00773	China Metal Recycling (Holdings) Ltd.	2013/01/25	2016/02/04
03386	Dongpeng Holdings Co. Ltd.	2016/06/14	2016/06/23
06210	Vale S.A. – DR	2016/06/27	2016/07/28
00917	New World China Land Ltd.	2016/04/05	2016/08/04
03699	Dalian Wanda Commercial Properties Co., Ltd. – H Shares	2016/09/13	2016/09/21
00477	AUPU Group Holding Co. Ltd.	2016/09/15	2016/09/30
02618	TCL Communication Technology Holdings Ltd.	2016/09/22	2016/10/03
01438	Nirvana Asia Ltd.	2016/09/29	2016/10/07
01768	Bracell Ltd.	2016/10/06	2016/10/25
01968	Peak Sport Products Co., Ltd.	2016/10/24	2016/11/03
00839	Anhui Tianda Oil Pipe Co. Ltd. – H Shares	2016/11/29	2016/12/12

Company name changes

Code	Former name	New name	Effective date	Adoption date
00756	China Tianyi Holdings Ltd.	Tianyi (Summi) Holdings Ltd.	2015/11/12	2016/01/08
00877	O-Net Communications (Group) Ltd.	O-Net Technologies (Group) Ltd.	2015/12/04	2016/01/08
01001	Van Shung Chong Holdings Ltd.	Hong Kong Shanghai Alliance Holdings Ltd.	2015/12/04	2016/01/18
00378	CIAM Group Ltd.	FDG Kinetic Ltd.	2015/12/17	2016/01/21
00587	Hua Han Bio-Pharmaceutical Holdings Ltd.	Hua Han Health Industry Holdings Ltd.	2015/12/21	2016/01/29
01103	Shanghai Tonva Petrochemical Co., Ltd. – H Shares	Shanghai Dasheng Agriculture Finance Technology Co, Ltd-H Sh	2016/01/04	2016/02/01
01010	PacMOS Technologies Holdings Ltd.	PacRay International Holdings Ltd.	2015/12/18	2016/02/05
01115	Tibet 5100 Water Resources Holdings Ltd.	Tibet Water Resources Ltd.	2015/12/30	2016/02/05
02889	China Nickel Resources Holdings Co. Ltd.	Nickel Resources International Holdings Co. Ltd.	2016/01/18	2016/02/16
00572	China For You Group Co. Ltd.	Central Wealth Financial Group Ltd.	2016/01/19	2016/02/17
00209	Winshine Entertainment & Media Holding Co. Ltd.	Winshine Science Co. Ltd.	2016/01/07	2016/02/17
00620	UDL Holdings Ltd.	DTXS Silk Road Investment Holdings Co. Ltd.	2016/01/27	2016/02/18
00640	Infinity Chemical Holdings Co. Ltd.	Infinity Development Holdings Co. Ltd.	2016/01/11	2016/02/22
00872	Jinheng Automotive Safety Technology Holdings Ltd.	TUS International Ltd.	2016/01/28	2016/02/25
00383	COL Capital Ltd.	China Medical & HealthCare Group Ltd.	2016/01/04	2016/02/29
00904	China Culiangwang Beverages Holdings Ltd.	China Green (Holdings) Ltd.	2016/01/28	2016/03/01
00379	PME Group Ltd.	China Ever Grand Financial Leasing Group Co., Ltd.	2016/01/21	2016/03/01
01908	South West Eco Development Ltd.	C&D International Investment Group Ltd.	2015/12/29	2016/03/01
00711	Chun Wo Development Holdings Ltd.	China City Construction Group Holdings Ltd.	2016/01/25	2016/03/10
00231	Madex International (Holdings) Ltd.	Ping An Securities Group (Holdings) Ltd.	2016/01/25	2016/03/10
01830	Perfect Shape (PRC) Holdings Ltd.	Perfect Shape Beauty Technology Ltd.	2016/02/23	2016/03/14
00438	IRICO Group Electronics Co. Ltd. – H Shares	IRICO Group New Energy Co. Ltd. – H Shares	2016/01/28	2016/03/23
01225	Lerado Group (Holding) Co. Ltd.	Lerado Financial Group Co. Ltd.	2016/02/15	2016/03/23
00651	China Ocean Shipbuilding Industry Group Ltd.	China Ocean Industry Group Ltd.	2016/02/26	2016/03/24
01143	Telefield International (Holdings) Ltd.	China Healthcare Enterprise Group Ltd.	2016/02/04	2016/03/29
03898	Zhuzhou CSR Times Electric Co., Ltd. – H Shares	Zhuzhou CRRC Times Electric Co., Ltd. – H Shares	2016/03/18	2016/03/31
01037	Daiwa Associate Holdings Ltd.	Maxnerva Technology Services Ltd.	2016/03/02	2016/04/15
01178	Vitop Bioenergy Holdings Ltd.	Vitop Group Ltd.	2016/03/18	2016/04/15
00404	Hsin Chong Construction Group Ltd.	Hsin Chong Group Holdings Ltd.	2016/03/14	2016/04/20
01462	Nga Chun Holdings Co. Ltd.	Gold-Finance Holdings Ltd.	2016/04/01	2016/04/21
01332	China Optoelectronics Holding Group Co., Ltd.	China Opto Holdings Ltd.	2016/03/30	2016/04/22
00577	Louis XIII Holdings Ltd.	The 13 Holdings Ltd.	2016/03/28	2016/05/03
00419	China Jiahao Health Industry Corporation Ltd.	Huayi Tencent Entertainment Co. Ltd.	2016/04/22	2016/05/13
00009	Cheung Wo International Holdings Ltd.	Nine Express Ltd.	2016/04/07	2016/05/19
00616	Easyknit Enterprises Holdings Ltd.	Eminence Enterprise Ltd.	2016/03/04	2016/06/01
01678	China Creative Home Group Ltd.	China Creative Global Holdings Ltd.	2016/05/11	2016/06/03
00164	REX Global Entertainment Holdings Ltd.	China Baoli Technologies Holdings Ltd.	2016/04/26	2016/06/03
00985	CST Mining Group Ltd.	NetMind Financial Holdings Ltd.	2016/05/17	2016/06/06
01822	E-Rental Car Co. Ltd.	HongDa Financial Holding Ltd.	2016/05/12	2016/06/08
03966	Mastercraft International Holdings Ltd.	China Baofeng (International) Ltd.	2016/05/12	2016/06/10
03377	Sino-Ocean Land Holdings Ltd.	Sino-Ocean Group Holding Ltd.	2016/05/26	2016/06/14
02098	Zall Development Group Ltd.	Zall Group Ltd.	2016/05/20	2016/06/15
00777	NetDragon Websoft Inc.	NetDragon Websoft Holdings Ltd.	2016/05/23	2016/06/17
00668	Dowell Property Holdings Ltd.	Doyen International Holdings Ltd.	2016/06/10	2016/06/20
00583	SCMP Group Ltd.	Armada Holdings Ltd.	2016/04/05	2016/06/20
00230	Minmetals Land Ltd. #	Minmetals Land Ltd.	2016/05/31	2016/06/24
01803	ASR Logistics Holdings Ltd.	Beijing Sports and Entertainment Industry Group Ltd.	2016/05/25	2016/06/30
00953	Meike International Holdings Ltd.	Shaw Brothers Holdings Ltd.	2016/05/11	2016/06/30
01087	HL Technology Group Ltd.	InvesTech Holdings Ltd.	2016/06/02	2016/07/06
06139	Jinmao (China) Investments Holdings Ltd.	Jinmao (China) Hotel Investments and Management Ltd.	2016/06/02	2016/07/06
00521	HNA International Investment Holdings Ltd.	HNA Holding Group Co. Ltd.	2016/06/27	2016/07/11
02289	Chuangmei Pharmaceutical Co., Ltd. – H Shares *	Charmacy Pharmaceutical Co., Ltd. – H Shares	2016/07/05	2016/07/13
00724	Sino-Tech International Holdings Ltd.	Ruixin International Holdings Ltd.	2016/06/07	2016/07/13
03383	Agile Property Holdings Ltd.	Agile Group Holdings Ltd.	2016/06/21	2016/07/20
00264	Chanco International Group Ltd.	Ascent International Holdings Ltd.	2016/06/14	2016/07/20
01175	FU JI Food and Catering Services Holdings Ltd.	Fresh Express Delivery Holdings Group Co., Ltd.	2016/05/31	2016/07/20
03333	Evergrande Real Estate Group Ltd.	China Evergrande Group	2016/06/21	2016/07/26
00033	Harmonic Strait Financial Holdings Ltd.	Asia Investment Finance Group Ltd.	2016/06/16	2016/07/26
00570	China Traditional Chinese Medicine Co. Ltd.	China Traditional Chinese Medicine Holdings Co. Ltd.	2016/07/22	2016/07/27
00154	Beijing Development (Hong Kong) Ltd.	Beijing Enterprises Environment Group Ltd.	2016/07/22	2016/07/28
00117	EYANG Holdings (Group) Co., Ltd.	Tianli Holdings Group Ltd.	2016/06/15	2016/07/28
00253	Shun Ho Resources Holdings Ltd.	Shun Ho Holdings Ltd.	2016/07/26	2016/08/02
00219	Shun Ho Technology Holdings Ltd.	Shun Ho Property Investments Ltd.	2016/07/26	2016/08/02
01046	Universe International Holdings Ltd.	Universe International Financial Holdings Ltd.	2016/07/08	2016/08/03
01237	Merry Garden Holdings Ltd.	China Environmental Technology and Bioenergy Holdings Ltd.	2016/06/02	2016/08/05
02623	China Zhongsheng Resources Holdings Ltd.	Add New Energy Investment Holdings Group Ltd.	2016/07/20	2016/08/10
01281	Long Ji Tai He Holding Ltd.	LongiTech Smart Energy Holding Ltd.	2016/07/14	2016/08/10
01019	Convoy Financial Holdings Ltd.	Convoy Global Holdings Ltd.	2016/06/22	2016/08/15
00718	Bestway International Holdings Ltd.	Tai United Holdings Ltd.	2016/07/15	2016/08/19
00144	China Merchants Holdings (International) Co. Ltd.	China Merchants Port Holdings Co. Ltd.	2016/08/10	2016/08/19
01199	COSCO Pacific Ltd.	COSCO SHIPPING Ports Ltd.	2016/07/22	2016/08/25
01312	Allied Cement Holdings Ltd.	Tongfang Kontafarma Holdings Ltd.	2016/07/20	2016/08/31
01041	China New Energy Power Group Ltd.	Lamtex Holdings Ltd.	2016/08/01	2016/09/07
02366	SMI Culture Group Holdings Ltd.	SMI Culture & Travel Group Holdings Ltd.	2016/08/11	2016/09/14
01733	Winsway Enterprises Holdings Ltd.	E-Commodities Holdings Ltd.	2016/08/23	2016/09/23
00911	Hang Fat Ginseng Holdings Co. Ltd.	Qianhai Health Holdings Ltd.	2016/08/31	2016/09/27
00565	Art Textile Technology International Co. Ltd.	Art Group Holdings Ltd.	2016/09/13	2016/10/07
00850	PetroAsian Energy Holdings Ltd.	Tou Rong Chang Fu Group Ltd.	2016/08/31	2016/10/07

Company name changes (continued)

Code	Former name	New name	Effective date	Adoption date
01194	China Precious Metal Resources Holdings Co., Ltd.	Munsun Capital Group Ltd.	2016/09/20	2016/10/11
00687	Tysan Holdings Ltd.	Hong Kong Int'l Construction Inv Management Group Co., Ltd.	2016/08/31	2016/10/14
00612	China Investment Fund Co. Ltd.	China Investment Fund International Holdings Ltd.	2016/10/03	2016/10/20
00279	Freeman Financial Corporation Ltd.	Freeman FinTech Corporation Ltd.	2016/09/21	2016/10/20
00505	Xingye Copper International Group Ltd.	Huan Yue Interactive Holdings Ltd.	2016/09/13	2016/10/20
00365	Sun East Technology (Holdings) Ltd.	Unisplendour Technology (Holdings) Ltd.	2016/09/02	2016/10/25
00275	Hanny Holdings Ltd.	Master Glory Group Ltd.	2016/10/12	2016/10/27
00485	Shihua Development Co. Ltd.	China Sinostar Group Co. Ltd.	2016/09/07	2016/10/28
00711	China City Construction Group Holdings Ltd.	Asia Allied Infrastructure Holdings Ltd.	2016/10/03	2016/11/01
00989	Ground Properties Co. Ltd.	Ground International Development Ltd.	2016/09/22	2016/11/01
02277	Chun Sing Engineering Holdings Ltd.	Huarong Investment Stock Corporation Ltd.	2016/09/30	2016/11/04
00798	Optics Valley Union Holding Co. Ltd.	China Electronics Optics Valley Union Holding Co. Ltd.	2016/09/30	2016/11/09
00376	ReOrient Group Ltd.	Yunfeng Financial Group Ltd.	2016/10/28	2016/11/09
01253	Broad Greenstate International Co. Ltd.	China Greenland Broad Greenstate Group Co. Ltd.	2016/10/11	2016/11/14
00776	JF Household Furnishings Ltd.	Imperium Group Global Holdings Ltd.	2016/10/31	2016/11/23
01178	Vitop Group Ltd.	Share Economy Group Ltd.	2016/10/27	2016/11/25
01138	China Shipping Development Co. Ltd. – H Shares	COSCO SHIPPING Energy Transportation Co., Ltd. – H Shares	2016/10/18	2016/11/28
00572	Central Wealth Financial Group Ltd.	Future World Financial Holdings Ltd.	2016/11/01	2016/11/29
00223	Sino Resources Group Ltd.	Elife Holdings Ltd.	2016/10/28	2016/12/02
01515	Phoenix Healthcare Group Co. Ltd.	China Resources Phoenix Healthcare Holdings Co. Ltd.	2016/11/02	2016/12/05
01919	China COSCO Holdings Co. Ltd. – H Shares	COSCO SHIPPING Holdings Co., Ltd. – H Shares	2016/11/04	2016/12/08
00063	Winfoong International Ltd.	China Graphene Group Ltd.	2016/11/18	2016/12/16
02866	China Shipping Container Lines Co. Ltd. – H Shares	COSCO SHIPPING Development Co., Ltd. – H Shares	2016/11/18	2016/12/22
00517	COSCO International Holdings Ltd.	COSCO SHIPPING International (Hong Kong) Co., Ltd.	2016/11/16	2016/12/22
00147	Chaoyue Group Ltd.	International Business Settlement Holdings Ltd.	2016/11/09	2016/12/28
02662	Fittec International Group Ltd.	Camsing International Holding Ltd.	2016/11/30	2016/12/30
01488	Lee & Man Handbags Holding Ltd.	Best Food Holding Co. Ltd.	2016/12/06	2016/12/30
01048	Novo Group Ltd.	Yorkshire Holdings Ltd.	2016/12/13	2016/12/30

* Change of English name only

Change of Chinese name only

Investment companies as at the end of 2016

Code	Name	Classification	Incorporation	Listing date
02324	Capital VC Ltd.	Financials	Cayman Islands	2003/10/27
00170	China Assets (Holdings) Ltd.	Financials	Hong Kong	1992/04/15
01062	China Development Bank International Investment Ltd.	Financials	Cayman Islands	1994/05/10
00721	China Financial International Investments Ltd.	Financials	Bermuda	2001/06/08
02312	China Financial Leasing Group Ltd.	Financials	Cayman Islands	2002/10/28
01217	China Innovation Investment Ltd.	Financials	Cayman Islands	2002/08/28
00810	China Internet Investment Finance Holdings Ltd.	Financials	Bermuda	2002/02/28
01226	China Investment and Finance Group Ltd.	Financials	Cayman Islands	2002/09/19
00204	China Investment Development Ltd.	Financials	Bermuda	2000/12/12
00612	China Investment Fund International Holdings Ltd.	Financials	Cayman Islands	2002/01/02
00133	China Merchants China Direct Investments Ltd.	Financials	Hong Kong	1993/07/22
00080	China New Economy Fund Ltd.	Financials	Cayman Islands	2011/01/06
00356	DT Capital Ltd.	Financials	Cayman Islands	2002/06/07
00901	Eagle Ride Investment Holdings Ltd.	Financials	Cayman Islands	2002/02/28
00339	Earnest Investments Holdings Ltd.	Financials	Bermuda	2000/07/26
00905	Global Mastermind Capital Ltd.	Financials	Bermuda	1998/07/17
01160	Grand Investment International Ltd.	Financials	Bermuda	2004/04/02
00428	Huge China Holdings Ltd.	Financials	Cayman Islands	1993/12/14
01227	National Investments Fund Ltd.	Financials	Cayman Islands	2002/09/27
01140	OP Financial Investments Ltd.	Financials	Cayman Islands	2003/03/20
00310	Prosperity Investment Holdings Ltd.	Financials	Bermuda	1992/12/21
00770	Shanghai International Shanghai Growth Investment Ltd.	Financials	Cayman Islands	1993/11/30
00666	SHK Hong Kong Industries Ltd.	Financials	Hong Kong	1990/12/21
00768	UBA Investments Ltd.	Financials	Cayman Islands	2000/01/18
00913	Unity Investments Holdings Ltd.	Financials	Cayman Islands	1999/10/27

Secondary listing stocks as at the end of 2016

Code	Name	Classification	Incorporation	Listing date	Primary list
					Exchange
00945	Manulife Financial Corporation	Financials	Canada	1999/09/27	Toronto
01878	SouthGobi Resources Ltd.	Energy	Canada	2010/01/29	Toronto
01021	Midas Holdings Ltd.	Materials	Singapore	2010/10/06	Singapore
00805	Glencore plc	Materials	Jersey	2011/05/25	London
00847	KAZ Minerals PLC	Materials	England	2011/06/29	London
06388	Coach, Inc. -RS	Consumer Goods	USA	2011/12/01	New York
06288	Fast Retailing Co., Ltd. - DR	Consumer Goods	Japan	2014/03/05	Tokyo

Reorganisations/demergers

Code	Company	Particulars	Proposed date Completed/EGM date
01184	S.A.S. Dragon Holdings Ltd. (S.A.S.)	S.A.S. proposed spin-off and separate listing of Hi-Level Technology Holdings Ltd. (Hi-Level) by way of new issue and placing. Shareholders of S.A.S. entitled to receive distribution in specie of 144 Hi-Level shares for 2,000 S.A.S. shares. The shares of Hi-Level would be listed on the Stock Exchange.	2015/07/16 2016/01/07
00529	SIS International Holdings Ltd.	SIS In'l proposed spin-off of Information Technology Consultants Ltd. (SiS In'l) to be listed on the Dhaka Stock Exchange and the Chittagong Stock Exchange in Bangladesh.	2014/11/05 2016/01/10
02357	AviChina Industry & Technology Co. Ltd. – H Shares (AviChina)	AviChina proposed spin-off of AVIC Forstar S&T Co., Ltd. to be quoted on the National Equities Exchange and Quotations System.	2015/08/26 2016/02/03
00064	Get Nice Holdings Ltd. (Get Nice Holdings)	Get Nice Holdings proposed spin-off and separate listing of Get Nice Financial Group Ltd. (Get Nice Financial) by way of new issue and placing. Shareholders of Get Nice Holdings entitled to receive distribution in specie of 1 Get Nice Financial share for 40 Get Nice Holdings shares. The shares of Get Nice Financial would be listed on the Stock Exchange.	2015/09/30 2016/04/08
01222	Wang On Group Ltd. (Wang On Group)	Wang On Group proposed spin-off and separate listing of Wang On Properties Ltd. (Wang On Properties) by way of new issue and placing. Shareholders of Wang On Group entitled to participate in the preferential offer 1 Wang On Properties share for 272 Wang On Group shares at a price of HK\$0.92 per share. The shares of Wang On Properties would be listed on the Stock Exchange.	2015/12/28 2016/04/12
03377	Sino-Ocean Group Holding Ltd. (Formerly: Sino-Ocean Land Holdings Ltd.) (Sino-Ocean)	Sino-Ocean proposed spin-off of Ocean Homeplus Property Service Corporation Ltd. to be quoted on the National Equities Exchange and Quotations System.	2015/12/29 2016/05/09
03888	Kingsoft Corporation Ltd. (Kingsoft)	Kingsoft proposed spin-off of Moxiu Technology (Beijing) Co., Ltd. to be quoted on the National Equities Exchange and Quotations System.	2016/01/22 2016/05/30
03988	Bank of China Ltd. – H Shares (Bank of China)	Bank of China proposed spin-off and separate listing of BOC Aviation Ltd. (BOC Aviation) by way of new issue and placing. The shares of BOC Aviation would be listed on the Stock Exchange.	2016/03/04 2016/06/01
02238	Guangzhou Automobile Group Co., Ltd. – H Shares (GZ Automobile)	GZ Automobile proposed spin-off of Urtrust Insurance to be quoted on the National Equities Exchange and Quotations System.	2015/10/29 2016/06/16
01044	Hengan International Group Co. Ltd. (Hengan Int'l)	Hengan Int'l proposed spin-off and separate listing of Qinqin Foodstuffs Group (Cayman) Co. Ltd. (Qinqin Foodstuffs) by way of introduction. Shareholders of Hengan Int'l entitled to receive distribution in specie of in specie 1 Qinqin Foodstuffs for 5 Hengan Int'l shares. The shares of Qinqin Foodstuffs would be listed on the Stock Exchange.	2016/03/31 2016/07/08
00868	Xinyi Glass Holdings Ltd. (Xinyi Glass)	Xinyi Glass proposed spin-off and separate listing of Xinyi Automobile Glass Hong Kong Enterprises Ltd. (Xinyi Automobile Glass) by way of new issue and public offering. Shareholders of Xinyi Glass entitled to receive distribution in specie of 1 Xinyi Automobile Glass share for 8 Xinyi Glass shares. The shares of Xinyi Automobile Glass would be listed on the Stock Exchange.	2015/12/16 2016/07/11
01212	Lifestyle International Holdings Ltd. (Lifestyle Int'l)	Lifestyle Int'l proposed spin-off and separate listing of Lifestyle China Group Ltd. (Lifestyle China) by way of introduction. Shareholders of Lifestyle Int'l entitled to receive distribution in specie of 1 Lifestyle China share for 1 Lifestyle Int'l share. The shares of Lifestyle China would be listed on the Stock Exchange.	2016/04/22 2016/07/15
00206	TSC Group Holdings Ltd. (TSC Group)	TSC Group proposed spin-off of TSC Oil and Gas Services Holdings Ltd. to be quoted on the National Equities Exchange and Quotations System.	2015/08/21 2016/07/19
01232	Golden Wheel Tiandi Holdings Co. Ltd. (Golden Wheel Tiandi)	Golden Wheel Tiandi proposed spin-off of Nanjing Golden Wheel Commercial Management Corporation Co. Ltd. to be quoted on the National Equities Exchange and Quotations System.	2016/04/28 2016/07/27
01708	Nanjing Sample Technology Co. Ltd. – H Shares (Nanjing Sample)	Nanjing Sample proposed spin-off of Nanjing City Intelligent Transportation Co., Ltd. to be quoted on the National Equities Exchange and Quotations System.	2016/09/07 2016/11/30

Privatisations by major shareholder

Code	Company	Particulars	Last trading date	Delisted date
03386	Dongpeng Holdings Co. Ltd.	Cash offer HK\$4.48 for each share	2016/06/14	2016/06/23
00477	AUPU Group Holding Co. Ltd.	Cash offer HK\$2.71 for each share	2016/09/15	2016/09/30
02618	TCL Communication Technology Holdings Ltd.	Cash offer HK\$7.50 for each share	2016/09/22	2016/10/03
01438	Nirvana Asia Ltd.	Cash offer HK\$3.00 for each share or 2.100076 Asia Memorial Group Ltd. preference shares and 0.031501 ordinary share, plus cash of HK\$1.37 for each share	2016/09/29	2016/10/07
01768	Bracell Ltd.	Cash offer HK\$2.28 for each share	2016/10/06	2016/10/25
01968	Peak Sport Products Co., Ltd.	Cash offer HK\$2.60 for each share	2016/10/24	2016/11/03

Change of domicile

Code	Former company	New company	Place of incorporation	Effective date
01380	China Kingstone Mining Holdings Ltd.	China Kingstone Mining Holdings Ltd.	Bermuda	2016/08/11

Companies under suspension as at the end of 2016

Code	Stock	Last closing price		Date of suspension
		(HK\$)	(Date)	
01149	Anxin-China Holdings Ltd.	0.385	(2015/03/31)	2015/04/01
00292	Asia Standard Hotel Group Ltd.	1.370	(2015/12/29)	2015/12/30
00073	Asian Citrus Holdings Ltd.	0.600	(2016/09/28)	2016/09/29
00761	Bel Global Resources Holdings Ltd.	0.143	(2011/06/30)	2011/07/04
01698	Boshiwa International Holding Ltd.	1.680	(2012/03/15)	2012/03/15
02228	CECEP COSTIN New Materials Group Ltd.	0.600	(2016/08/15)	2016/08/15
02229	Changgang Dunxin Enterprise Co. Ltd.	0.510	(2016/01/19)	2016/01/20
01073	China Agrotech Holdings Ltd.	0.245	(2014/09/18)	2014/09/18
00940	China Animal Healthcare Ltd.	5.200	(2015/03/27)	2015/03/30
03777	China Fiber Optic Network System Group Ltd.	0.700	(2016/10/12)	2016/10/13
00930	China Forestry Holdings Co., Ltd.	2.950	(2011/01/26)	2011/01/26
00673	China HealthCare Holdings Ltd.	0.161	(2016/06/30)	2016/07/04
00591	China High Precision Automation Group Ltd.	1.240	(2012/08/21)	2012/08/22
01863	China Longevity Group Co. Ltd.	1.370	(2013/02/14)	2013/02/14
00067	China Lumena New Materials Corp.	1.250	(2014/03/25)	2014/03/25
00581	China Oriental Group Co. Ltd.	1.160	(2014/04/28)	2014/04/29
00691	China Shanshui Cement Group Ltd.	6.290	(2015/04/15)	2015/04/16
00155	China Solar Energy Holdings Ltd.	0.180	(2013/08/16)	2013/08/16
00873	China Taifeng Beddings Holdings Ltd.	1.080	(2015/02/26)	2015/02/26
00567	Daisho Microline Holdings Ltd.	1.160	(2015/06/24)	2015/06/25
00271	Dan Form Holdings Co. Ltd.	2.740	(2016/12/22)	2016/12/23
01007	Daqing Dairy Holdings Ltd.	1.680	(2012/03/21)	2012/03/22
03335	DBA Telecommunication (Asia) Holdings Ltd.	2.030	(2013/06/05)	2013/06/06
01163	Dejin Resources Group Co. Ltd.	0.215	(2014/05/15)	2014/05/16
00189	Dongyue Group Ltd.	1.370	(2016/03/31)	2016/04/01
00828	Dynasty Fine Wines Group Ltd.	1.440	(2013/03/21)	2013/03/22
01998	Flyke International Holdings Ltd.	0.380	(2014/03/28)	2014/03/31
01819	Fuguiniao Co., Ltd. – H Shares	3.880	(2016/08/31)	2016/09/01
01353	Fujian Nuoqi Co., Ltd. – H Shares	1.000	(2014/07/23)	2014/07/23
02123	Golden Shield Holdings (Industrial) Ltd.	0.224	(2014/03/31)	2014/04/01
01318	Greens Holdings Ltd.	0.630	(2015/06/01)	2015/06/02
01187	Han Tang International Holdings Ltd.	2.610	(2014/03/31)	2014/04/01
00566	Hanergy Thin Film Power Group Ltd.	3.910	(2015/05/20)	2015/05/20
01393	Hidili Industry International Development Ltd.	0.195	(2016/03/31)	2016/04/01
00587	Hua Han Health Industry Holdings Ltd.	0.530	(2016/09/26)	2016/09/27
01638	Kaisa Group Holdings Ltd.	1.560	(2015/03/30)	2015/03/31
01116	Mayer Holdings Ltd.	0.123	(2012/01/06)	2012/01/09
00846	Mingfa Group (International) Co. Ltd.	1.890	(2016/03/31)	2016/04/01
00233	Mingyuan Medicare Development Co. Ltd.	0.230	(2015/03/31)	2015/04/01
00254	National United Resources Holdings Ltd.	0.142	(2016/07/29)	2016/08/01
00462	Natural Dairy (NZ) Holdings Ltd.	2.200	(2010/09/06)	2010/09/07
02889	Nickel Resources International Holdings Co. Ltd.	0.244	(2015/03/31)	2015/04/01
01174	Pacific Andes International Holdings Ltd.	0.146	(2015/11/25)	2015/11/26
01010	PacRay International Holdings Ltd.	1.700	(2015/05/19)	2015/05/20
02078	PanAsialum Holdings Co. Ltd.	0.860	(2014/12/16)	2014/12/17
03868	Qunxing Paper Holdings Co. Ltd.	2.180	(2011/03/29)	2011/03/30
00246	Real Gold Mining Ltd.	8.860	(2011/05/26)	2011/05/27
01399	Scud Group Ltd.	1.040	(2015/03/25)	2015/03/26
00967	Sound Global Ltd.	2.980	(2016/04/12)	2016/04/13
01228	Superb Summit International Group Ltd.	1.460	(2014/11/20)	2014/11/20
01619	Tianhe Chemicals Group Ltd.	1.170	(2015/03/26)	2015/03/26
02468	Trony Solar Holdings Co. Ltd.	0.630	(2012/06/20)	2012/06/21
00307	Up Energy Development Group Ltd.	0.129	(2016/06/29)	2016/06/30
00909	Zhongda International Holdings Ltd.	0.425	(2011/09/02)	2011/09/05
00948	Z-Obee Holdings Ltd.	0.210	(2014/06/27)	2014/06/27

Takeovers and mergers

Code	Company	Proposed date Offer closing date
01025	Wumart Stores, Inc. – H Shares Conditional voluntary cash offer was made by Wumei Holdings, Inc. and its subsidiary Wumart Stores (HK) Ltd. at a price of HK\$6.22 for each H share, RMB5.07 for each Domestic share	2015/11/09 2016/01/21
03816	KFM Kingdom Holdings Ltd. Mandatory unconditional cash offer was made by Massive Force Ltd. at a price of HK\$1.20 for each share	2016/01/13 2016/02/03
02662	Fittec International Group Ltd. (Name changed to Camsing International Holding Ltd.) Mandatory unconditional cash offer was made by China Base Group Ltd. at a price of HK\$0.7435 for each share	2016/01/14 2016/02/04
02323	Topsearch International (Holdings) Ltd. Mandatory unconditional cash offer was made by Youfu Investment Co., Ltd. and Zhisheng Enterprise Investment Co., Ltd. at a price of HK\$0.56 for each share	2016/01/22 2016/02/12
00976	Chiho-Tiande Group Ltd. Mandatory unconditional cash offer was made by Usun Investment Group Hong Kong Ltd. at a price of HK\$3.50 for each share, HK\$58,333.33 for every HK\$100,000 face value of the convertible bonds, HK\$0.01 for each share option with exercise price of HK\$4.186	2016/01/25 2016/02/15
01462	Nga Chun Holdings Co. Ltd. (Name changed to Gold-Finance Holdings Ltd.) Mandatory unconditional cash offer was made by Gold-Finance (Hong Kong) Asset Management Ltd. at a price of HK\$2.45 for each share	2016/01/26 2016/02/16
02011	KEE Holdings Co. Ltd. Mandatory unconditional cash offer was made by Glory Emperor Trading Ltd. at a price of HK\$2.2789 for each share, HK\$0.8889 for each share option with exercise price of HK\$1.39, HK\$1.6789 for each share option with exercise price of HK\$0.60	2016/01/20 2016/02/17
01007	Daqing Dairy Holdings Ltd. Mandatory unconditional cash offer was made by Global Courage Ltd. at a price of HK\$0.10 for each share	2016/01/29 2016/02/19
03966	Mastercraft International Holdings Ltd. (Name changed to China Baofeng (International) Ltd.) Mandatory unconditional cash offer was made by Fung Teng Enterprises Ltd. at a price of HK\$1.50 for each share	2016/01/29 2016/02/19
02668	Pak Tak International Ltd. Mandatory unconditional cash offer was made by Hong Kong Investments Group Ltd. at a price of HK\$0.55 for each share, HK\$0.0001 for each warrant	2016/02/01 2016/02/22
00143	Global Tech (Holdings) Ltd. Mandatory unconditional cash offer was made by Road Shine Developments Ltd. at a price of HK\$0.11615 for each share	2016/02/03 2016/02/24
01386	Walker Group Holdings Ltd. Mandatory unconditional cash offer was made by China Consume Elderly Care Holdings Ltd. at a price of HK\$1.233 for each share	2016/02/03 2016/02/24
00923	Integrated Waste Solutions Group Holdings Ltd. Mandatory conditional cash offer was made by Prestige Safe Ltd. at a price of HK\$0.158 for each share, HK\$0.001 for each share option with exercise price of HK\$0.444	2016/02/03 2016/02/29
00718	Bestway International Holdings Ltd. (Name changed to Tai United Holdings Ltd.) Mandatory conditional cash offer was made by Tai He Financial Group Ltd. at a price of HK\$0.66 for each share	2016/03/07 2016/03/30
00917	New World China Land Ltd. Voluntary conditional cash offer was made by Easywin Enterprises Corporation Ltd., a wholly owned subsidiary of New World Development Co. Ltd. at a price of HK\$7.80 for each share, HK\$2.38 to HK\$5.35 for each option with exercise price HK\$2.45 to HK\$5.42	2016/02/27 2016/04/05
01991	Ta Yang Group Holdings Ltd. Mandatory unconditional cash offer was made by Lyton Maison Ltd. at a price of HK\$1.1281 for each share, HK\$0.001 for each share option with exercise price at HK\$2.20, HK\$0.1681 for each share option with exercise price at HK\$0.96, HK\$0.0781 for each share option with exercise price at HK\$1.05	2016/04/06 2016/04/27
00170	China Assets (Holdings) Ltd. Mandatory conditional cash offer was made by New Synergies Investments Co. Ltd. at a price of HK\$4.086 for each share, HK\$0.01 for each option	2016/04/16 2016/05/09
01293	Baoxin Auto Group Ltd. Voluntary conditional cash partial offer was made by China Grand Automotive Services (Hong Kong) Ltd., an indirect wholly-owned subsidiary of China Grand Automotive Services, Co., Ltd. to acquire a maximum of 75% of the issued share capital and to cancel a maximum of 75% of outstanding share option at a price of HK\$5.99 for each share, HK\$0.266 for each share option	2016/05/31 2016/06/21
00141	Great China Holdings Ltd. Mandatory unconditional cash offer was made by Hopevision Group Ltd. at a price of HK\$3.998 for each share	2016/06/22 2016/07/13
00990	Theme International Holdings Ltd. Mandatory conditional cash offer was made by Wide Bridge Ltd. at a price of HK\$0.18 for each share, HK\$0.0001 for each option	2016/06/29 2016/07/20
00687	Tysan Holdings Ltd. (Name changed to Hong Kong Int'l Construction Inv Management Group Co., Ltd.) Mandatory unconditional cash offer was made by Hna Finance I Co., Ltd. at a price of HK\$4.53 for each share	2016/07/07 2016/07/28

Takeovers and mergers (continued)

Code	Company	Proposed date Offer closing date
02728	Yuhua Energy Holdings Ltd. Mandatory conditional cash offer was made by Lin Caihuo at a price of HK\$0.93 for each share, HK\$0.0001 for each share option with exercise price at HK\$2.565	2016/07/11 2016/08/04
01488	Lee & Man Handbags Holding Ltd. (Name changed to Best Food Holding Co. Ltd.) Mandatory unconditional cash offer was made by Sonic Tycoon Ltd. at a price of HK\$1.18 for each share	2016/07/12 2016/08/09
01365	China Greenland Rundong Auto Group Ltd. Mandatory unconditional cash offer was made by Rundong Fortune Investment Ltd. at a price of HK\$3.5273 for each share	2016/07/27 2016/08/17
00650	Shun Cheong Holdings Ltd. Mandatory unconditional cash offer was made by Titan Gas Technology Investment Ltd. at a price of HK\$0.6696 for each share	2016/08/05 2016/08/26
00365	Sun East Technology (Holdings) Ltd. (Name changed to Unisplendour Technology (Holdings) Ltd.) Mandatory unconditional cash offer was made by Unis Technology Strategy Investment Ltd. at a price of HK\$1.70 for each share	2016/06/02 2016/08/26
00569	China Automation Group Ltd. Mandatory conditional cash offer was made by Araco Investment Ltd. at a price of HK\$1.20 for each share, HK\$0.01 for each option	2016/08/05 2016/09/09
00557	City e-Solutions Ltd. Mandatory unconditional cash offer was made by China Tian Yuan Manganese Ltd. at a price of HK\$2.82 for each share	2016/08/19 2016/09/09
03699	Dalian Wanda Commercial Properties Co., Ltd. – H Shares Voluntary conditional cash offer was made by WD Knight I, WD Knight II, WD Knight III, WD Knight IV, WD Knight V, WD Knight VIII, WD Knight IX, WD Knight X and Red Fortune Global Ltd. at a price of HK\$52.80 for each share	2016/06/30 2016/09/27
01004	China Smarter Energy Group Holdings Ltd. Mandatory unconditional cash offer was made by Gorgeous Investment Group Holding Co., Ltd. at a price of HK\$0.33 for each share, HK\$2,357,359.29 for every US\$1,000,000 face value of the convertible bonds	2016/09/09 2016/09/30
00844	Grand Concord International Holdings Ltd. Mandatory unconditional cash offer was made by Junfun Investment Ltd. at a price of HK\$1.592 for each share	2016/09/12 2016/10/03
01483	U Banquet Group Holding Ltd. Mandatory unconditional cash offer was made by Mr Sang Kangqiao at a price of HK\$1.29032 for each share	2016/10/06 2016/10/27
02366	SMI Culture & Travel Group Holdings Ltd. Mandatory conditional cash offer was made by SMI Investment (HK) Ltd., a wholly-owned subsidiary of SMI Holdings Group Ltd. at a price of HK\$0.80 for each share, HK\$5,925,925.93 for every HK\$5,000,000 face value of the convertible bonds	2016/09/29 2016/10/28
00689	EPI (Holdings) Ltd. Voluntary conditional cash offer was made by Billion Expo International Ltd. at a price of HK\$0.168 for each share, HK\$0.01 for each option	2016/09/21 2016/11/02
00918	Takson Holdings Ltd. Mandatory unconditional cash offer was made by State Energy HK Ltd. at a price of HK\$0.9463 for each share	2016/10/31 2016/11/21
00583	Armada Holdings Ltd. Mandatory unconditional cash offer was made by Great Wall Pan Asia (BVI) Holding Ltd. at a price of HK\$1.3459 for each share	2016/11/04 2016/11/25
01367	Hanbo Enterprises Holdings Ltd. Mandatory unconditional cash offer was made by Plus Value International Ltd. at a price of HK\$1.4271 for each share	2016/11/07 2016/11/28
00765	Perfectech International Holdings Ltd. Voluntary conditional cash offer was made by Star Fly Ltd. and Fresh Choice Holdings Ltd. at a price of HK\$1.815 for each share, HK\$1.045 for each share option with exercise price of HK\$0.77, HK\$0.355 for each share option with exercise price of HK\$1.46	2016/10/24 2016/11/28
00839	Anhui Tianda Oil Pipe Co. Ltd. – H Shares Mandatory unconditional cash offer was made by Vallourec Tubes SAS at a price of HK\$1.67 for each H share	2016/11/04 2016/12/02
00658	China High Speed Transmission Equipment Group Co., Ltd. Voluntary conditional share exchange offer was made by Five Seasons XVI Ltd., a wholly-owned subsidiary of Fullshare Holdings Ltd. at 5 Fullshare Holdings Ltd. shares for 2 China High Speed Transmission Equipment Group Co., Ltd. shares	2016/10/31 2016/12/05
01466	Man Sang Jewellery Holdings Ltd. Mandatory unconditional cash offer was made by Crown City Inc Ltd. at a price of HK\$2.00 for each share	2016/11/18 2016/12/09
00271	Dan Form Holdings Co. Ltd. Mandatory conditional cash offer was made by Autobest Holdings Ltd. at a price of HK\$2.75 for each share	2016/11/18 2016/12/22
03639	Yida China Holdings Ltd. Mandatory unconditional cash offer was made by Jiayou (International) Investment Ltd. at a price of HK\$2.20 for each share	2016/12/09 2016/12/30

Share subdivisions and share consolidations

Code	Stock	Particulars	New par value (HK\$)		Effective date
00905	Global Mastermind Capital Ltd.	Consolidation 4 into 1	0.0100	*	2016/01/12
00736	China Properties Investment Holdings Ltd.	Consolidation 5 into 1	0.0100	*	2016/01/12
00485	China Sinostar Group Co. Ltd. (Formerly: Shihua Development Co. Ltd.)	Consolidation 4 into 1	0.0100	*	2016/01/13
01348	Quali-Smart Holdings Ltd.	Split 1 into 4	USD 0.000025		2016/01/13
00318	Vongroup Ltd.	Consolidation 40 into 1	0.0400		2016/02/11
00243	QPL International Holdings Ltd.	Consolidation 4 into 1	0.0800	*	2016/02/29
01082	Hong Kong Education (Int'l) Investments Ltd.	Consolidation 5 into 1	0.0500		2016/03/11
06108	New Ray Medicine International Holding Ltd.	Consolidation 5 into 1	0.0500		2016/03/15
00897	Wai Yuen Tong Medicine Holdings Ltd.	Consolidation 20 into 1	0.0100	*	2016/03/16
01046	Universe International Financial Holdings Ltd. (Formerly: Universe International Holdings Ltd.)	Consolidation 10 into 1	0.0100	*	2016/03/18
01613	Synerstone Communication Corporation	Consolidation 5 into 1	0.0500		2016/03/24
01101	China Huarong Energy Co. Ltd.	Consolidation 5 into 1	0.5000		2016/03/29
00275	Master Glory Group Ltd. (Formerly: Hanny Holdings Ltd.)	Consolidation 10 into 1	0.2000		2016/03/30
01143	China Healthcare Enterprise Group Ltd. (Formerly: Telefield International (Holdings) Ltd.)	Split 1 into 10	0.0010		2016/04/01
00055	Newway Group Holdings Ltd.	Consolidation 10 into 1	0.0100	*	2016/04/05
00397	Jun Yang Financial Holdings Ltd.	Consolidation 10 into 1	0.0100	*	2016/04/06
00274	China Billion Resources Ltd.	Consolidation 2 into 1	0.0100	*	2016/04/19
01027	China Jicheng Holdings Ltd.	Split 1 into 5	0.0001		2016/04/26
01315	Vision Fame International Holding Ltd.	Split 1 into 5	0.0020		2016/05/03
03638	Goldenmars Technology Holdings Ltd.	Split 1 into 12	0.0008		2016/05/06
00704	Husoke Resources Holdings Ltd.	Consolidation 5 into 1	0.0100	*	2016/05/12
00735	China Power New Energy Development Co. Ltd.	Consolidation 10 into 1	1.0000		2016/05/13
01733	E-Commodities Holdings Ltd. (Formerly: Winsway Enterprises Holdings Ltd.)	Consolidation 20 into 1	n.a.		2016/05/18
00070	Neptune Group Ltd.	Consolidation 10 into 1	n.a.		2016/05/23
02212	Future Bright Mining Holdings Ltd.	Split 1 into 10	0.0010		2016/05/27
00585	Imagi International Holdings Ltd.	Consolidation 5 into 1	0.0050		2016/05/31
00575	Regent Pacific Group Ltd.	Consolidation 10 into 1	USD 0.1000		2016/06/10
01246	Ngai Shun Holdings Ltd.	Consolidation 25 into 1	0.0250		2016/06/15
00471	CMMB Vision Holdings Ltd.	Consolidation 10 into 1	1.0000		2016/06/21
01808	Enterprise Development Holdings Ltd.	Consolidation 10 into 1	0.1000		2016/06/30
00913	Unity Investments Holdings Ltd.	Consolidation 5 into 1	0.1000		2016/07/06
00911	Qianhai Health Holdings Ltd. (Formerly: Hang Fat Ginseng Holdings Co. Ltd.)	Consolidation 4 into 1	0.0040		2016/07/07
01041	Lamtex Holdings Ltd. (Formerly: China New Energy Power Group Ltd.)	Consolidation 5 into 1	USD 0.0050		2016/08/01
01225	Lerado Financial Group Co. Ltd. (Formerly: Lerado Group (Holding) Co. Ltd.)	Consolidation 5 into 1	0.5000		2016/08/15
00865	First Mobile Group Holdings Ltd.	Consolidation 10 into 1	0.0050	*	2016/08/23
02322	Noble Century Investment Holdings Ltd.	Split 1 into 5	0.0200		2016/09/06
01380	China Kingstone Mining Holdings Ltd.	Consolidation 10 into 1	0.0100	*	2016/09/07
02309	Birmingham International Holdings Ltd.	Consolidation 20 into 1	0.0100	*	2016/09/07
00080	China New Economy Fund Ltd.	Consolidation 5 into 1	0.5000		2016/09/23
00915	Daohe Global Group Ltd.	Consolidation 10 into 1	USD 0.0400		2016/09/27
00190	HKC (Holdings) Ltd.	Consolidation 25 into 1	0.2500		2016/10/07
00986	China Environmental Energy Investment Ltd.	Consolidation 10 into 1	0.1000		2016/10/21
01622	Redco Properties Group Ltd.	Split 1 into 2	0.0500		2016/10/28
02339	BeijingWest Industries International Ltd.	Consolidation 10 into 1	0.1000		2016/11/17
00981	Semiconductor Manufacturing International Corporation	Consolidation 10 into 1	USD 0.0040		2016/12/07
01243	Wang On Properties Ltd.	Split 1 into 10	0.0010		2016/12/07
01462	Gold-Finance Holdings Ltd. (Formerly: Nga Chun Holdings Co. Ltd.)	Split 1 into 10	0.0010		2016/12/21

* New par value after capital reorganisation

Bonus issues/bonus warrants

Code	Stock	Particulars	Ex-date
00361	Sino Golf Holdings Ltd.	4 for 1	2016/01/11
00474	Hao Tian Development Group Ltd.	1 for 10	2016/01/21
01141	Skyway Securities Group Ltd.	1 wt for 5	2016/01/25
00471	CMMB Vision Holdings Ltd.	1 for 1 rts sh	2016/03/17
00131	Cheuk Nang (Holdings) Ltd.	1 wt for 35	2016/04/07
00265	Orient Victory China Holdings Ltd.	1 wt for 7	2016/04/18
01733	E-Commodities Holdings Ltd. (Formerly: Winsway Enterprises Holdings Ltd.)	9 for 3 rts shs	2016/05/19
00771	Automated Systems Holdings Ltd.	1 for 10	2016/05/23
02009	BBMG Corporation – H Shares	10 for 10	2016/05/24
02342	Comba Telecom Systems Holdings Ltd.	1 for 10	2016/05/31
00599	E. Bon Holdings Ltd.	1 for 1	2016/06/01
00012	Henderson Land Development Co. Ltd.	1 for 10	2016/06/06
00003	Hong Kong and China Gas Co. Ltd., The	1 for 10	2016/06/10
02341	EcoGreen International Group Ltd.	2 for 10	2016/06/13
01223	Symphony Holdings Ltd.	1 wt for 5	2016/06/14
00096	Yusei Holdings Ltd.	1 for 1	2016/06/27
01389	Major Holdings Ltd.	3 for 2	2016/06/28
01999	Man Wah Holdings Ltd.	1 for 1	2016/07/18
00886	Silver Base Group Holdings Ltd.	1 for 2	2016/07/20
02880	Dalian Port (PDA) Co. Ltd. – H Shares	13 for 10	2016/07/25
01663	Sino Harbour Holdings Group Ltd.	1 for 1	2016/07/28
01271	Grand Ming Group Holdings Ltd.	1 for 10	2016/08/01
00248	HKC International Holdings Ltd.	1 for 4	2016/08/25
01103	Shanghai Dasheng Agriculture Finance Technology Co, Ltd-H Sh (Formerly: Shanghai Tonva Petrochemical Co., Ltd. – H Shares)	5 for 10	2016/08/26
00335	Uppbest Group Ltd.	1 for 1	2016/09/02
01297	Sinosoft Technology Group Ltd.	1 for 5	2016/09/06
02342	Comba Telecom Systems Holdings Ltd.	1 for 10	2016/10/13
00362	China Zenith Chemical Group Ltd.	1 for 1 offer sh	2016/11/02
01673	Huazhang Technology Holding Ltd.	1 for 1	2016/11/15
00565	Art Group Holdings Ltd. (Formerly: Art Textile Technology International Co. Ltd.)	10 for 10	2016/11/18
00080	China New Economy Fund Ltd.	2 for 3 rts shs	2016/12/16
00413	South China Holdings Co. Ltd.	1 for 4	2016/12/29

Rights issues/open offers

Code	Stock	Particulars	Funds raised (HK\$mil)	Ex-date payment date
00262	Deson Development International Holdings Ltd.	Open offer 1 for 2 @\$0.32	104.31	2015/12/09 2016/01/05
00080	China New Economy Fund Ltd.	Rts 1 for 2 @\$0.235	72.63	2015/12/02 2016/01/07
01226	China Investment and Finance Group Ltd.	Open offer 8 for 1 @\$0.25 (after consolidation 5 into 1)	418.15	2015/12/15 2016/01/11
00689	EPI (Holdings) Ltd.	Rts 5 for 1 @\$0.14	509.50	2015/12/22 2016/01/15
00149	China Agri-Products Exchange Ltd.	Rts 3 for 2 @\$0.42 (after consolidation 5 into 1)	293.16	2015/12/23 2016/01/19
03800	GCL-Poly Energy Holdings Ltd.	Rts 1 for 5 @\$1.12	3,469.68	2015/12/29 2016/01/20
00910	China Sandi Holdings Ltd.	Rts 2 for 1 @\$0.20	329.78	2016/01/04 2016/01/27
00451	GCL New Energy Holdings Ltd.	Rts 3 for 8 @\$0.45	2,340.87	2015/12/29 2016/01/27
00488	Lai Sun Development Co. Ltd.	Rts 1 for 2 @\$0.092	924.35	2016/01/12 2016/02/01
01378	China Hongqiao Group Ltd.	Rts 7 for 50 @\$4.31	3,842.58	2016/01/14 2016/02/05
00896	Hanison Construction Holdings Ltd.	Rts 1 for 2 @\$1.00	345.23	2016/01/04 2016/02/05
00485	China Sinostar Group Co. Ltd. (Formerly: Shihua Development Co. Ltd.)	Open offer 4 for 1 @\$0.086 (after consolidation 4 into 1)	251.17	2016/01/18 2016/02/15
02369	Coolpad Group Ltd.	Rts 3 for 20 @\$1.10	718.51	2016/01/28 2016/03/02
00715	China Oceanwide Holdings Ltd.	Rts 1 for 2 @\$0.85	4,573.75	2016/01/29 2016/03/03
00630	AMCO United Holding Ltd.	Open offer 1 for 2 @\$0.13	80.72	2016/02/12 2016/03/08
00243	QPL International Holdings Ltd.	Open offer 5 for 1 @\$0.32 (after consolidation 4 into 1)	368.34	2016/03/01 2016/03/24
00527	China Ruifeng Renewable Energy Holdings Ltd.	Open offer 1 for 5 @\$0.75	224.89	2016/03/10 2016/04/06
00471	CMMB Vision Holdings Ltd.	Rts 1 for 1 @\$0.10 with bonus 1 for 1 rts sh	625.32	2016/03/17 2016/04/11
00298	Chuang's China Investments Ltd.	Rts 1 for 2 @\$0.28	226.96	2016/03/24 2016/04/21
01613	Synertone Communication Corporation	Rts 1 for 1 @\$0.125 (after consolidation 5 into 1)	209.30	2016/03/30 2016/04/21
00275	Master Glory Group Ltd. (Formerly: Hanny Holdings Ltd.)	Rts 8 for 1 @\$0.25 (after consolidation 10 into 1)	1,123.71	2016/03/31 2016/04/26
00959	Amax International Holdings Ltd.	Open offer 1 for 2 @\$0.20	32.79	2016/04/08 2016/05/06
00393	Glorious Sun Enterprises Ltd.	Rts 1 for 2 @\$0.90	460.83	2016/04/08 2016/05/09
00186	Grande Holdings Ltd., The	Open offer 5 for 2 @\$0.087	100.10	2016/04/20 2016/05/09
00274	China Billion Resources Ltd.	Open offer 2 for 1 @\$0.03	157.06	2016/04/25 2016/05/16
00058	Sunway International Holdings Ltd.	Open offer 3 for 2 @\$0.08	209.49	2016/04/20 2016/05/16
01217	China Innovation Investment Ltd.	Open offer 1 for 2 @\$0.05	213.36	2016/05/16 2016/06/08
01733	E-Commodities Holdings Ltd. (Formerly: Winsway Enterprises Holdings Ltd.)	Rts 3 shs and 9 Anti-dilution shs for 1 consolidated sh @HKD 0.69 (after consolidation 20 into 1)	390.53	2016/05/19 2016/06/15
00070	Neptune Group Ltd.	Open offer 1 for 2 @\$0.42 (after consolidation 10 into 1)	96.94	2016/05/24 2016/06/17
02343	Pacific Basin Shipping Ltd.	Rts 1 for 1 @\$0.60	1,168.09	2016/05/30 2016/06/17
01192	Titan Petrochemicals Group Ltd.	Open offer 1 for 3 @\$0.10	260.69	2016/06/01 2016/06/23
02178	Petro-king Oilfield Services Ltd.	Rts 3 for 10 @\$0.31	123.52	2016/06/03 2016/06/29
00750	China Singyes Solar Technologies Holdings Ltd.	Rts 1 for 5 @\$2.60	361.43	2016/06/17 2016/07/11
00428	Huge China Holdings Ltd.	Rts 1 for 1 @\$2.00	78.12	2016/06/14 2016/07/11
01246	Ngai Shun Holdings Ltd.	Rts 11 for 2 @\$0.165 (after consolidation 25 into 1)	903.87	2016/06/16 2016/07/12
01327	Time2U International Holding Ltd.	Rts 2 for 1 @\$0.14	322.56	2016/06/16 2016/07/13
00515	TC Orient Lighting Holdings Ltd.	Open offer 1 for 2 @\$0.10	26.54	2016/06/06 2016/07/15
03666	Xiao Nan Guo Restaurants Holdings Ltd.	Rts 1 for 2 @\$0.41	302.45	2016/06/21 2016/07/15
00736	China Properties Investment Holdings Ltd.	Rts 4 for 1 @\$0.141	547.94	2016/07/08 2016/07/29
00619	South China Financial Holdings Ltd.	Rts 1 for 1 @\$0.066	497.78	2016/07/11 2016/08/03
00913	Unity Investments Holdings Ltd.	Rts 2 for 1 @\$0.25 (after consolidation 5 into 1)	291.05	2016/07/07 2016/08/03
01323	Newtree Group Holdings Ltd.	Open offer 3 for 2 @\$0.164	230.51	2016/07/18 2016/08/08

Rights issues/open offers (continued)

Code	Stock	Particulars	Funds raised (HK\$mil)	Ex-date payment date
00291	China Resources Beer (Holdings) Co. Ltd.	Rts 1 for 3 @\$11.73	9,513.55	2016/07/14 2016/08/09
00585	Imagi International Holdings Ltd.	Open offer 1 for 2 @\$0.185	280.47	2016/07/20 2016/08/19
00467	United Energy Group Ltd.	Open offer 1 for 1 @\$0.20	2,620.40	2016/07/26 2016/08/19
00674	Culture Landmark Investment Ltd.	Open offer 1 for 2 @\$0.30	107.78	2016/08/02 2016/08/24
01201	Tesson Holdings Ltd.	Open offer 3 for 4 @\$0.80	355.31	2016/08/09 2016/09/01
01225	Lerado Financial Group Co. Ltd. (Formerly: Lerado Group (Holding) Co. Ltd.)	Rts 2 for 1 @\$0.20	307.10	2016/08/16 2016/09/08
00897	Wai Yuen Tong Medicine Holdings Ltd.	Rts 3 for 1 @\$0.43	408.01	2016/08/31 2016/09/21
01046	Universe International Financial Holdings Ltd. (Formerly: Universe International Holdings Ltd.)	Rts 2 for 1 @\$0.60	213.33	2016/08/31 2016/09/26
00263	GT Group Holdings Ltd.	Rts 1 for 2 @\$0.25	116.83	2016/08/19 2016/09/28
02309	Birmingham International Holdings Ltd.	Open offer 1 for 2 @\$0.08 (after consolidation 20 into 1)	19.36	2016/09/09 2016/09/30
00265	Orient Victory China Holdings Ltd.	Open offer 1 for 5 @\$0.128 (entitle to elect all or part of its entitlement as Offered Perpetual Convertible Securities)	36.28	2016/09/20 2016/10/14
00865	First Mobile Group Holdings Ltd.	Open offer 2 for 1 @\$0.13 (after consolidation 10 into 1)	50.60	2016/08/25 2016/10/17
02086	Advanced Card Systems Holdings Ltd.	Rts 1 for 8 @\$1.14	40.48	2016/10/14 2016/11/04
00718	Tai United Holdings Ltd. (Formerly: Bestway International Holdings Ltd.)	Rts 2 for 1 @\$1.00	3,002.18	2016/10/13 2016/11/07
00997	Chinlink International Holdings Ltd.	Rts 5 for 1 @\$0.04	558.34	2016/10/21 2016/11/14
00362	China Zenith Chemical Group Ltd.	Open offer 1 for 4 @\$0.10 with bonus 1 for 1 offer sh	71.87	2016/11/02 2016/11/25
01176	Zhuguang Holdings Group Co. Ltd.	Rts 1 for 3 @\$0.80	1,284.88	2016/11/03 2016/11/29
00170	China Assets (Holdings) Ltd.	Open offer 2 for 5 @\$3.95	121.28	2016/11/10 2016/12/05
01383	Sun Century Group Ltd.	Rts 3 for 1 @\$0.20	901.39	2016/11/16 2016/12/06
01208	MMG Ltd.	Rts 1 for 2 @\$1.50	3,967.55	2016/11/09 2016/12/07
00030	Ban Loong Holdings Ltd.	Rts 1 for 2 @\$0.11	146.89	2016/11/18 2016/12/23
00539	Victory City International Holdings Ltd.	Rts 1 for 2 @\$0.25	349.48	2016/12/01 2016/12/28
00472	New Silkroad Culturaltainment Ltd.	Open offer 2 for 5 @\$1.60	1,466.33	2016/12/07 2016/12/30
Total			53,768.25	

Notes: Figures may not add up to total due to rounding.

Placings

Code	Company	New shares placed	Placing price (HK\$)	Funds raised (HK\$ mil)	Allotment date
01262	Labixiaoxin Snacks Group Ltd.	200,000,000	0.7000	140.00	2016/01/04
00850	PetroAsian Energy Holdings Ltd. (Name changed to Tou Rong Chang Fu Group Ltd.)	666,668,000	0.1300	86.67	2016/01/04
00318	Vongroup Ltd.	893,755,000	0.0481	42.99	2016/01/04
01808	Enterprise Development Holdings Ltd.	580,450,000	0.0980	56.88	2016/01/05
00339	Earnest Investments Holdings Ltd.	19,000,000	0.7000	13.30	2016/01/11
01240	CNQC International Holdings Ltd.	90,202,500	2.4000	216.49	2016/01/12
00482	Sandmartin International Holdings Ltd.	104,500,000	0.5000	52.25	2016/01/13
01327	Time2U International Holding Ltd.	192,000,000	0.2300	44.16	2016/01/18
00542	Ceneric (Holdings) Ltd.	3,750,000,000	0.1000	375.00	2016/01/20
00482	Sandmartin International Holdings Ltd.	48,000,000	0.5000	24.00	2016/01/21
00815	China Silver Group Ltd.	50,000,000	1.7000	85.00	2016/01/22
01178	Vitop Bioenergy Holdings Ltd. (Name changed to Vitop Group Ltd.) (Further name changed to Share Economy Group Ltd.)	1,600,000,000	0.1000	160.00	2016/01/22
00223	Sino Resources Group Ltd. (Name changed to Elife Holdings Ltd.)	33,000,000	0.1530	5.05	2016/01/25
01227	National Investments Fund Ltd.	200,000,000	0.3200	64.00	2016/01/27
00990	Theme International Holdings Ltd.	877,000,000	0.1400	122.78	2016/01/27
00963	Bloomage BioTechnology Corporation Ltd.	9,687,500	12.0000	116.25	2016/01/31
01094	China Public Procurement Ltd.	50,000,000	0.2200	11.00	2016/01/31
00810	China Internet Investment Finance Holdings Ltd.	63,192,000	0.3000	18.96	2016/02/01
01041	China New Energy Power Group Ltd. (Name changed to Lamtex Holdings Ltd.)	190,500,000	0.1100	20.96	2016/02/01
02880	Dalian Port (PDA) Co. Ltd. – H Shares	1,180,320,000	3.6700	4,331.77	2016/02/01
00370	China Best Group Holding Ltd.	2,000,000,000	0.1800	360.00	2016/02/03
00354	Chinasoft International Ltd.	85,109,515	2.8000	238.31	2016/02/03
01315	Vision Fame International Holding Ltd.	900,000,000	0.3000	270.00	2016/02/03
01332	China Optoelectronics Holding Group Co., Ltd. (Name changed to China Opto Holdings Ltd.)	575,063,972	0.1600	92.01	2016/02/04
00885	Rentian Technology Holdings Ltd.	500,000,000	0.4200	210.00	2016/02/04
00419	China Jiuhao Health Industry Corporation Ltd. (Name changed to Huayi Tencent Entertainment Co. Ltd.)	6,837,619,860	0.0800	547.01	2016/02/05
06168	China U-Ton Holdings Ltd.	50,000,000	1.0000	50.00	2016/02/11
00747	Shenyang Public Utility Holdings Co. Ltd. – H Shares	100,896,000	1.1900	120.07	2016/02/11
00539	Victory City International Holdings Ltd.	86,000,000	0.6500	55.90	2016/02/15
00764	Eternity Investment Ltd.	536,000,000	0.1250	67.00	2016/02/18
00033	Harmonic Strait Financial Holdings Ltd. (Name changed to Asia Investment Finance Group Ltd.)	1,000,000,000	0.1000	100.00	2016/02/18
01831	ShiFang Holding Ltd.	200,000,000	0.8000	160.00	2016/02/19
01803	ASR Logistics Holdings Ltd. (Name changed to Beijing Sports and Entertainment Industry Group Ltd.)	30,370,000	0.6500	19.74	2016/02/25
00729	FDG Electric Vehicles Ltd.	1,000,000,000	0.4650	465.00	2016/02/26
01103	Shanghai Dasheng Agriculture Finance Technology Co, Ltd-H Sh	1,500,000,000	0.8000	1,200.00	2016/02/26
01038	Cheung Kong Infrastructure Holdings Ltd.	131,065,097	71.1302	9,322.69	2016/03/02
00295	Kong Sun Holdings Ltd.	5,177,000,000	0.6600	3,416.82	2016/03/02
01103	Shanghai Dasheng Agriculture Finance Technology Co, Ltd-H Sh	534,400,000	0.8000	427.52	2016/03/07
00585	Imagi International Holdings Ltd.	1,900,000,000	0.0900	171.00	2016/03/08
01466	Man Sang Jewellery Holdings Ltd.	53,200,000	1.0500	55.86	2016/03/08
02322	Noble Century Investment Holdings Ltd.	250,000,000	2.0000	500.00	2016/03/08
02323	Topsearch International (Holdings) Ltd.	200,000,000	0.9250	185.00	2016/03/09
00905	Global Mastermind Capital Ltd.	70,128,000	0.4000	28.05	2016/03/17
00061	North Asia Resources Holdings Ltd.	38,000,000,000	0.0100	380.00	2016/03/18
00276	Mongolia Energy Corporation Ltd.	9,170,183	0.1730	1.59	2016/03/24
01194	China Precious Metal Resources Holdings Co., Ltd. (Name changed to Munsun Capital Group Ltd.)	1,513,043,477	0.2300	348.00	2016/03/30
03966	Mastercraft International Holdings Ltd. (Name changed to China Baofeng (International) Ltd.)	25,200,000	2.4100	60.73	2016/03/30
00707	Co-Prosperity Holdings Ltd.	600,000,000	0.2000	120.00	2016/04/01
00479	CIL Holdings Ltd.	602,500,000	0.1000	60.25	2016/04/05
00707	Co-Prosperity Holdings Ltd.	300,000,000	0.2000	60.00	2016/04/05
00850	PetroAsian Energy Holdings Ltd. (Name changed to Tou Rong Chang Fu Group Ltd.)	1,333,332,000	0.1300	173.33	2016/04/05
01194	China Precious Metal Resources Holdings Co., Ltd. (Name changed to Munsun Capital Group Ltd.)	1,819,043,382	0.2300	418.38	2016/04/06
00243	QPL International Holdings Ltd.	875,000,000	0.3200	280.00	2016/04/07
01080	Shengli Oil & Gas Pipe Holdings Ltd.	545,727,600	0.2800	152.80	2016/04/12
01046	Universe International Holdings Ltd. (Name changed to Universe International Financial Holdings Ltd.)	29,625,000	0.7790	23.08	2016/04/13
00362	China Zenith Chemical Group Ltd.	138,000,000	0.3150	43.47	2016/04/15
01808	Enterprise Development Holdings Ltd.	696,540,000	0.0570	39.70	2016/04/15
00875	China Finance Investment Holdings Ltd.	719,696,968	0.0990	71.25	2016/04/18
01194	China Precious Metal Resources Holdings Co., Ltd. (Name changed to Munsun Capital Group Ltd.)	1,585,802,400	0.2300	364.73	2016/04/20
00875	China Finance Investment Holdings Ltd.	420,000,000	0.0980	41.16	2016/04/22
00953	Meike International Holdings Ltd. (Name changed to Shaw Brothers Holdings Ltd.)	235,000,000	1.0000	235.00	2016/04/25
00164	China Baoli Technologies Holdings Ltd.	25,000,000,000	0.0320	800.00	2016/04/27
02012	Sunshine Oilsands Ltd.	88,234,000	0.3400	30.00	2016/04/27
06108	New Ray Medicine International Holding Ltd.	57,840,000	0.4000	23.14	2016/04/28
00710	Varitronix International Ltd.	400,000,000	3.5000	1,400.00	2016/04/28
00863	Branding China Group Ltd.	4,960,885	2.4200	12.01	2016/04/29
00397	Jun Yang Financial Holdings Ltd.	391,800,000	0.2380	93.25	2016/05/04
00663	King Stone Energy Group Ltd.	3,000,000,000	0.1390	417.00	2016/05/04
01305	Wai Chi Holdings Co. Ltd.	16,825,000	2.0000	33.65	2016/05/05
00108	GR Properties Ltd.	105,578,910	1.0000	105.58	2016/05/10
00711	Asia Allied Infrastructure Holdings Ltd.	72,000,000	1.2500	90.00	2016/05/11

Placings (continued)

Code	Company	New shares placed	Placing price (HK\$)	Funds raised (HK\$ mil)	Allotment date
06828	Blue Sky Power Holdings Ltd.	2,155,555,555	0.4500	970.00	2016/05/11
00254	National United Resources Holdings Ltd.	496,000,000	0.1650	81.84	2016/05/11
01070	TCL Multimedia Technology Holdings Ltd.	348,850,000	6.5000	2,267.53	2016/05/11
01166	Solartech International Holdings Ltd.	326,560,000	0.1950	63.68	2016/05/12
01130	China Environmental Resources Group Ltd.	282,856,352	0.1650	46.67	2016/05/13
01141	Skyway Securities Group Ltd.	1,450,000,000	0.1800	261.00	2016/05/13
00223	Sino Resources Group Ltd. (Name changed to Elife Holdings Ltd.)	60,000,000	0.1640	9.84	2016/05/16
01020	Sinoref Holdings Ltd.	409,000,000	0.1660	67.89	2016/05/16
00539	Victory City International Holdings Ltd.	500,000,000	0.5200	260.00	2016/05/16
00911	Hang Fat Ginseng Holdings Co. Ltd. (Name changed to Qianhai Health Holdings Ltd.)	40,000,000,000	0.0100	400.00	2016/05/17
00197	Heng Tai Consumables Group Ltd.	150,000,000	0.3400	51.00	2016/05/17
01380	China Kingstone Mining Holdings Ltd.	1,080,000,000	0.1000	108.00	2016/05/23
01381	Carvest Environmental Protection Group Co. Ltd.	34,235,294	3.4000	116.40	2016/05/24
02312	China Financial Leasing Group Ltd.	50,000,000	0.5800	29.00	2016/05/24
00183	Winfull Group Holdings Ltd.	420,000,000	0.1500	63.00	2016/05/25
00033	Harmonic Strait Financial Holdings Ltd. (Name changed to Asia Investment Finance Group Ltd.)	1,000,000,000	0.2000	200.00	2016/05/26
01499	LEAP Holdings Group Ltd.	168,000,000	0.5000	84.00	2016/05/26
03331	Vinda International Holdings Ltd.	30,000,000	13.2500	397.50	2016/05/26
00365	Sun East Technology (Holdings) Ltd. (Name changed to Unisplendour Technology (Holdings) Ltd.)	730,000,000	0.4000	292.00	2016/05/30
00185	ZH International Holdings Ltd.	795,400,000	0.2000	159.08	2016/05/30
01338	BaWang International (Group) Holding Ltd.	250,000,000	0.3100	77.50	2016/05/31
00717	Emperor Capital Group Ltd.	380,000,000	0.6600	250.80	2016/05/31
02277	Chun Sing Engineering Holdings Ltd. (Name changed to Huarong Investment Stock Corporation Ltd.)	206,000,000	0.9000	185.40	2016/06/03
02012	Sunshine Oilsands Ltd.	13,333,333	0.7500	10.00	2016/06/03
00059	Skyfame Realty (Holdings) Ltd.	400,000,000	0.4800	192.00	2016/06/06
01616	Silverman Holdings Ltd.	88,105,000	2.5000	220.26	2016/06/07
00547	Digital Domain Holdings Ltd.	700,000,000	0.5000	350.00	2016/06/10
00482	Sandmartin International Holdings Ltd.	75,000,000	0.4000	30.00	2016/06/14
00030	Ban Loong Holdings Ltd.	190,110,000	0.0900	17.11	2016/06/15
02662	Fittec International Group Ltd. (Name changed to Camsing International Holding Ltd.)	108,734,000	1.1000	119.61	2016/06/16
00334	TCL Display Technology Holdings Ltd.	258,224,000	0.6200	160.10	2016/06/16
01175	Fresh Express Delivery Holdings Group Co., Ltd.	450,510,000	0.5400	243.28	2016/06/20
01495	Jiyi Household International Holdings Ltd.	72,000,000	0.7800	56.16	2016/06/20
00996	Carnival Group International Holdings Ltd.	725,000,000	0.9500	688.75	2016/06/21
00905	Global Mastermind Capital Ltd.	84,000,000	0.4200	35.28	2016/06/21
00515	TC Orient Lighting Holdings Ltd.	106,147,960	0.1980	21.02	2016/06/21
02012	Sunshine Oilsands Ltd.	58,871,000	0.3400	20.02	2016/06/22
00080	China New Economy Fund Ltd.	185,436,000	0.1400	25.96	2016/06/23
02226	Honworld Group Ltd.	60,000,000	6.0000	360.00	2016/06/23
02012	Sunshine Oilsands Ltd.	40,000,000	0.7500	30.00	2016/06/23
03311	China State Construction International Holdings Ltd.	431,824,639	11.1400	4,810.53	2016/06/24
06893	Hin Sang Group (International) Holding Co. Ltd.	280,000,000	1.1800	330.40	2016/06/24
02349	China City Infrastructure Group Ltd.	262,000,000	0.5000	131.00	2016/06/28
01240	CNQC International Holdings Ltd.	110,000,000	2.4500	269.50	2016/06/28
01430	Suchuang Gas Corporation Ltd.	36,688,000	2.5500	93.55	2016/06/29
00585	Imagi International Holdings Ltd.	505,352,508	0.2300	116.23	2016/06/30
00798	Optics Valley Union Holding Co. Ltd. (Name changed to China Electronics Optics Valley Union Holding Co. Ltd.)	2,941,469,917	0.8000	2,353.18	2016/06/30
01192	Titan Petrochemicals Group Ltd.	2,600,000,000	0.1000	260.00	2016/06/30
02327	U-Home Group Holdings Ltd.	375,300,000	0.2840	106.59	2016/07/04
00996	Carnival Group International Holdings Ltd.	440,000,000	0.8800	387.20	2016/07/07
01340	Huisheng International Holdings Ltd.	96,496,000	0.7000	67.55	2016/07/07
00810	China Internet Investment Finance Holdings Ltd.	75,780,000	0.3500	26.52	2016/07/08
00690	Uni-Bio Science Group Ltd.	88,280,000	0.1700	15.01	2016/07/08
01280	Huiyin Smart Community Co., Ltd.	262,000,000	0.8000	209.60	2016/07/12
00431	Greater China Financial Holdings Ltd.	452,810,000	0.2700	122.26	2016/07/14
00936	Eagle Legend Asia Ltd.	160,000,000	1.2200	195.20	2016/07/15
00821	Value Convergence Holdings Ltd.	110,000,000	0.8700	95.70	2016/07/15
01227	National Investments Fund Ltd.	82,000,000	0.2800	22.96	2016/07/18
01332	China Opto Holdings Ltd.	2,040,000,000	0.2000	408.00	2016/07/19
00770	Shanghai International Shanghai Growth Investment Ltd.	1,781,000	8.4240	15.00	2016/07/19
00166	New Times Energy Corporation Ltd.	2,910,000,000	0.1540	448.14	2016/07/20
01087	InvesTech Holdings Ltd.	39,000,000	1.5500	60.45	2016/07/21
02012	Sunshine Oilsands Ltd.	96,400,000	0.7500	72.30	2016/07/21
00512	China Grand Pharmaceutical and Healthcare Holdings Ltd.	122,428,000	1.4000	171.40	2016/07/22
00007	Hoifu Energy Group Ltd.	50,000,000	0.7000	35.00	2016/07/28
00377	Huajun Holdings Ltd.	397,900,000	0.7800	310.36	2016/07/28
01568	Sundart Holdings Ltd.	158,210,000	3.8000	601.20	2016/07/28
02358	Jiu Rong Holdings Ltd.	760,000,000	0.1250	95.00	2016/07/29
00650	Shun Cheong Holdings Ltd.	1,269,414,575	0.6696	850.00	2016/07/29
01048	Novo Group Ltd. (Name changed to Yorkshire Holdings Ltd.)	20,680,000	2.3200	47.98	2016/08/01
01831	ShiFang Holding Ltd.	241,388,000	0.4100	98.97	2016/08/01
02012	Sunshine Oilsands Ltd.	152,000,000	0.7500	114.00	2016/08/02
01368	Xtep International Holdings Ltd.	5,000,000	4.5000	22.50	2016/08/03
00904	China Green (Holdings) Ltd.	5,750,000,000	0.1000	575.00	2016/08/12
01803	Beijing Sports and Entertainment Industry Group Ltd.	200,000,000	0.7000	140.00	2016/08/15
00181	Fujian Holdings Ltd.	344,186,000	0.4300	148.00	2016/08/15
00263	GT Group Holdings Ltd.	155,768,530	0.2500	38.94	2016/08/15
00911	Hang Fat Ginseng Holdings Co. Ltd. (Name changed to Qianhai Health Holdings Ltd.)	1,000,000,000	0.1270	127.00	2016/08/15

Placings (continued)

Code	Company	New shares placed	Placing price (HK\$)	Funds raised (HK\$ mil)	Allotment date
02221	New Concepts Holdings Ltd.	80,000,000	2.1000	168.00	2016/08/16
00766	Sino Prosper (Group) Holdings Ltd.	196,430,000	0.1680	33.00	2016/08/16
00193	Capital Estate Ltd.	185,000,000	0.0770	14.25	2016/08/17
01636	China Metal Resources Utilization Ltd.	135,000,000	2.5800	348.30	2016/08/17
00712	Comtec Solar Systems Group Ltd.	154,651,306	0.4600	71.14	2016/08/18
00512	China Grand Pharmaceutical and Healthcare Holdings Ltd.	44,570,000	1.4000	62.40	2016/08/19
01332	China Opto Holdings Ltd.	420,738,550	0.2800	117.81	2016/08/19
01250	Beijing Enterprises Clean Energy Group Ltd.	4,045,000,000	0.1700	687.65	2016/08/22
00313	Richly Field China Development Ltd.	1,300,000,000	0.1000	130.00	2016/08/22
00943	eForce Holdings Ltd.	240,464,000	0.0830	19.96	2016/08/23
02623	Add New Energy Investment Holdings Group Ltd.	121,800,000	0.1100	13.40	2016/08/24
00729	FDG Electric Vehicles Ltd.	430,000,000	0.5000	215.00	2016/08/25
01991	Ta Yang Group Holdings Ltd.	86,450,000	1.3100	113.25	2016/08/25
03344	Addchance Holdings Ltd.	141,000,000	0.3150	44.42	2016/08/26
00064	Get Nice Holdings Ltd.	1,342,042,000	0.2250	301.96	2016/08/29
00482	Sandmartin International Holdings Ltd.	38,168,000	0.2620	10.00	2016/08/31
00687	Hong Kong Int'l Construction Inv Management Group Co., Ltd.	114,000,000	4.0800	465.12	2016/09/01
01520	Runway Global Holdings Co. Ltd.	120,000,000	0.5200	62.40	2016/09/02
00444	Sincere Watch (Hong Kong) Ltd.	830,000,000	0.2000	166.00	2016/09/02
00687	Hong Kong Int'l Construction Inv Management Group Co., Ltd.	57,000,000	4.0800	232.56	2016/09/05
00628	Sino Credit Holdings Ltd.	2,066,342,340	0.7700	1,591.08	2016/09/05
01566	China Animation Characters Co. Ltd.	15,000,000	3.6000	54.00	2016/09/07
01848	China Aircraft Leasing Group Holdings Ltd.	40,000,000	8.0000	320.00	2016/09/08
00048	China Automotive Interior Decoration Holdings Ltd.	331,776,000	0.1450	48.11	2016/09/08
03966	China Baofeng (International) Ltd.	62,496,000	3.2000	199.99	2016/09/08
00910	China Sandi Holdings Ltd.	159,996,000	0.2400	38.40	2016/09/08
00648	China Wah Yan Healthcare Ltd.	778,057,500	0.0550	42.79	2016/09/09
00906	CPMC Holdings Ltd.	177,000,000	2.6000	460.20	2016/09/09
03918	NagaCorp Ltd.	190,000,000	5.0000	950.00	2016/09/09
00989	Ground Properties Co. Ltd. (Name changed to Ground International Development Ltd.)	170,000,000	1.0100	171.70	2016/09/13
00815	China Silver Group Ltd.	30,000,000	1.8000	54.00	2016/09/14
00803	Prosperity International Holdings (H.K.) Ltd.	400,000,000	0.1680	67.20	2016/09/14
01240	CNQC International Holdings Ltd.	22,000,000	2.5300	55.66	2016/09/20
00687	Hong Kong Int'l Construction Inv Management Group Co., Ltd.	10,500,000	4.0800	42.84	2016/09/20
01107	Modern Land (China) Co., Ltd.	172,872,000	1.0100	174.60	2016/09/20
02623	Add New Energy Investment Holdings Group Ltd.	97,250,000	0.1240	12.06	2016/09/21
01269	China First Capital Group Ltd.	132,698,000	6.0000	796.19	2016/09/21
00400	Cogobuy Group	160,420,232	12.5000	2,005.25	2016/09/22
00616	Eminence Enterprise Ltd.	223,000,000	0.1800	40.14	2016/09/22
06108	New Ray Medicine International Holding Ltd.	69,408,000	0.3400	23.60	2016/09/22
02222	NVC Lighting Holding Ltd.	85,000,000	0.8300	70.55	2016/09/22
01499	LEAP Holdings Group Ltd.	175,000,000	0.5200	91.00	2016/09/23
01889	Wuyi International Pharmaceutical Co. Ltd.	376,000,000	0.2200	82.72	2016/09/23
01226	China Investment and Finance Group Ltd.	376,000,000	0.2200	82.72	2016/09/26
00938	Man Sang International Ltd.	317,528,000	0.6000	190.52	2016/09/26
00515	TC Orient Lighting Holdings Ltd.	127,377,552	0.1900	24.20	2016/09/26
00512	China Grand Pharmaceutical and Healthcare Holdings Ltd.	107,973,421	1.4000	151.16	2016/09/27
00687	Hong Kong Int'l Construction Inv Management Group Co., Ltd.	21,000,000	4.0800	85.68	2016/09/27
00607	Fullshare Holdings Ltd.	538,357,500	3.7150	2,000.00	2016/09/29
04607	China Cinda Asset Mgt USD4.45% Non-Cum Perp Offshore PrefShs	160,000,000	156.0000	24,960.00	2016/10/03
03882	Sky Light Holdings Ltd.	48,000,000	1.0500	50.40	2016/10/03
00901	Eagle Ride Investment Holdings Ltd.	118,000,000	0.2550	30.09	2016/10/04
00397	Jun Yang Financial Holdings Ltd.	485,280,000	0.1800	87.35	2016/10/05
00273	Mason Financial Holdings Ltd.	3,072,880,000	0.2400	737.49	2016/10/05
01191	Yueshou Environmental Holdings Ltd.	599,200,000	0.2500	149.80	2016/10/06
02309	Birmingham International Holdings Ltd.	3,125,000,000	0.0800	250.00	2016/10/11
00055	Neway Group Holdings Ltd.	42,270,000	0.4700	19.87	2016/10/11
03623	China Success Finance Group Holdings Ltd.	55,000,000	2.0000	110.00	2016/10/12
00687	Hong Kong Int'l Construction Inv Management Group Co., Ltd.	57,000,000	4.0800	232.56	2016/10/12
02310	Forebase International Holdings Ltd.	57,291,898	1.2000	68.75	2016/10/13
01076	Imperial Pacific International Holdings Ltd.	1,000,000,000	0.1500	150.00	2016/10/14
01150	Milan Station Holdings Ltd.	135,496,000	0.3290	44.58	2016/10/19
01282	China Goldjoy Group Ltd.	600,000,000	0.6800	408.00	2016/10/20
00707	Co-Prosperity Holdings Ltd.	642,380,000	0.2200	141.32	2016/10/20
03638	Goldenmars Technology Holdings Ltd.	330,000,000	0.4600	151.80	2016/10/24
01142	Siberian Mining Group Co. Ltd.	102,600,000	0.2690	27.60	2016/10/24
02012	Sunshine Oilsands Ltd.	13,333,333	0.7500	10.00	2016/10/24
02012	Sunshine Oilsands Ltd.	137,941,176	0.3400	46.90	2016/10/24
00865	First Mobile Group Holdings Ltd.	1,167,597,940	0.1550	180.98	2016/10/25
01082	Hong Kong Education (Int'l) Investments Ltd.	91,256,000	0.6630	60.50	2016/10/25
02678	Texhong Textile Group Ltd.	30,318,827	9.5000	288.03	2016/10/25
03998	Bosideng International Holdings Ltd.	1,834,862,385	0.9300	1,706.42	2016/10/26
02312	China Financial Leasing Group Ltd.	120,000,000	0.2900	34.80	2016/10/27
00326	China Star Entertainment Ltd.	150,600,000	0.5300	79.82	2016/10/28
00547	Digital Domain Holdings Ltd.	615,454,546	0.5500	338.50	2016/10/28
01106	Sino Haijing Holdings Ltd.	6,000,000,000	0.1000	600.00	2016/10/28
00789	Artini China Co. Ltd.	2,440,000,000	0.0740	180.56	2016/10/31
00935	Dragon Crown Group Holdings Ltd.	110,966,000	1.2500	138.71	2016/10/31
02012	Sunshine Oilsands Ltd.	23,529,412	0.3400	8.00	2016/10/31
00988	Loudong General Nice Resources (China) Holdings Ltd.	318,165,000	0.4600	146.36	2016/11/01
00704	Huscoke Resources Holdings Ltd.	1,400,000,000	0.1500	210.00	2016/11/02
00833	Alltronics Holdings Ltd.	52,562,020	1.4900	78.32	2016/11/03
01522	China City Railway Transportation Technology Hldgs Co. Ltd.	669,053,524	1.3500	903.22	2016/11/03
00989	Ground International Development Ltd.	130,000,000	1.0000	130.00	2016/11/03
00428	Huge China Holdings Ltd.	7,811,722	1.6700	13.05	2016/11/03
00166	New Times Energy Corporation Ltd.	500,000,000	0.2200	110.00	2016/11/04

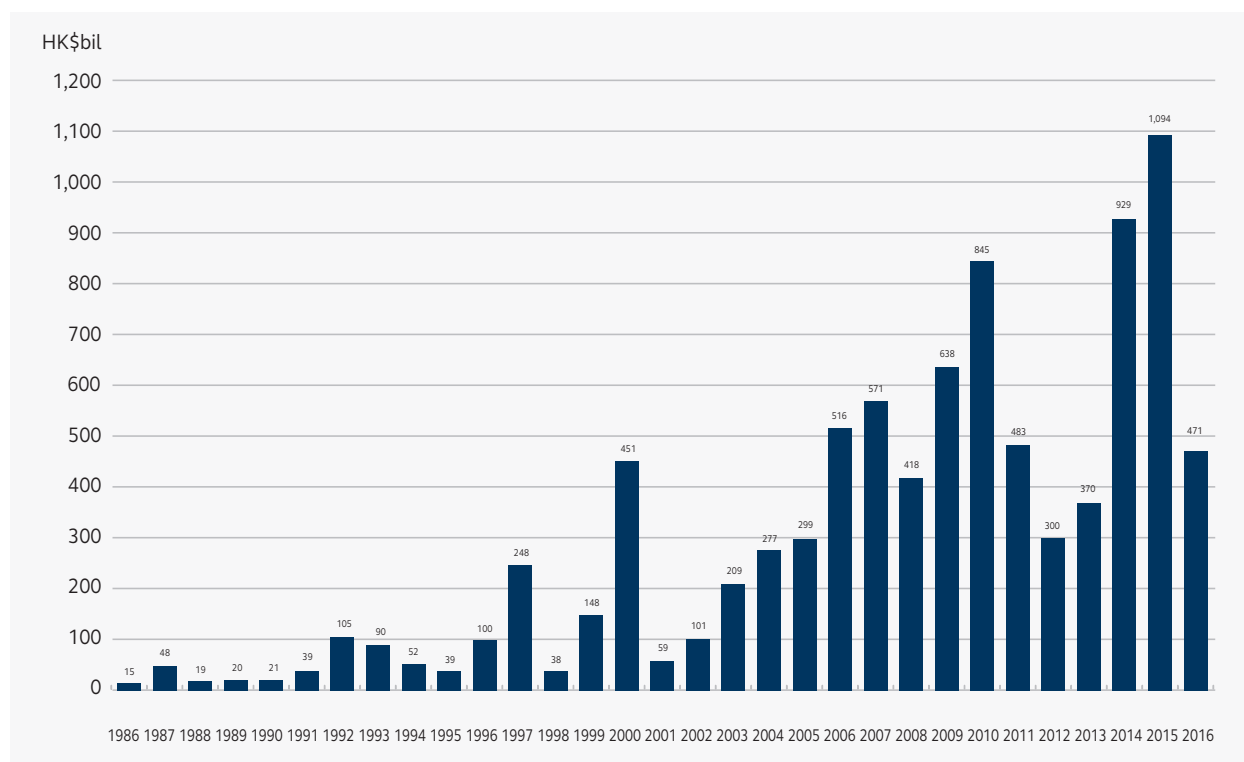
Placings (continued)

Code	Company	New shares placed	Placing price (HK\$)	Funds raised (HK\$ mil)	Allotment date
00361	Sino Golf Holdings Ltd.	2,861,000,000	0.1140	326.15	2016/11/07
01281	LongiTech Smart Energy Holding Ltd.	121,000,000	1.7000	205.70	2016/11/09
01918	Sunac China Holdings Ltd.	453,074,433	6.1800	2,800.00	2016/11/09
00648	China Wah Yan Healthcare Ltd.	1,800,000,000	0.0550	99.00	2016/11/11
04608	Huishang Bank Corp USD 5.50% Non-Cum Perp Offshore Pref Shs	44,400,000	156.0000	6,926.40	2016/11/11
01107	Modern Land (China) Co., Ltd.	243,525,000	1.1000	267.88	2016/11/14
01020	Sinoref Holdings Ltd.	207,400,000	0.1660	34.43	2016/11/14
00209	Winshine Science Co. Ltd.	496,976,000	0.1600	79.52	2016/11/16
00524	e-Kong Group Ltd.	145,880,000	0.3800	55.43	2016/11/18
00223	Elife Holdings Ltd.	549,066,000	0.2250	123.54	2016/11/18
00381	Kiu Hung International Holdings Ltd.	840,000,000	0.1100	92.40	2016/11/18
00959	Amax International Holdings Ltd.	13,600,000	0.5300	7.21	2016/11/21
00621	Taung Gold International Ltd.	2,974,920,000	0.0883	262.69	2016/11/21
00646	China Environmental Technology Holdings Ltd.	55,608,000	0.1800	10.01	2016/11/24
01166	Solartech International Holdings Ltd.	391,860,000	0.3000	117.56	2016/11/25
01332	China Opto Holdings Ltd.	1,632,880,000	0.2500	408.22	2016/11/28
01468	UKF (Holdings) Ltd.	210,000,000	0.1800	37.80	2016/11/29
00115	Grand Field Group Holdings Ltd.	62,952,645	0.2154	13.56	2016/11/30
02012	Sunshine Oilsands Ltd.	98,453,334	0.7500	73.84	2016/12/02
01004	China Smarter Energy Group Holdings Ltd.	1,560,000,000	0.6500	1,014.00	2016/12/06
02323	Topsearch International (Holdings) Ltd.	240,000,000	2.0000	480.00	2016/12/06
01041	Lamtex Holdings Ltd.	139,480,000	0.2300	32.08	2016/12/07
01808	Enterprise Development Holdings Ltd.	83,584,000	0.6500	54.33	2016/12/08
01175	Fresh Express Delivery Holdings Group Co., Ltd.	218,820,000	0.4100	89.72	2016/12/08
00381	Kiu Hung International Holdings Ltd.	18,906,000	0.1000	1.89	2016/12/09
03823	Tech Pro Technology Development Ltd.	318,000,000	0.1920	61.06	2016/12/09
03337	Anton Oilfield Services Group	221,619,605	1.0080	223.39	2016/12/12
01478	Q Technology (Group) Co. Ltd.	40,000,000	3.9000	156.00	2016/12/12
01164	CGN Mining Co. Ltd.	659,400,000	0.5200	342.89	2016/12/13
00717	Emperor Capital Group Ltd.	612,900,000	0.6600	404.51	2016/12/14
02012	Sunshine Oilsands Ltd.	50,000,000	0.3210	16.05	2016/12/14
04609	Ch Minsheng Bank USD 4.95% Non-Cum Perp Offshore Pref Shs	71,950,000	156.0000	11,224.20	2016/12/15
00476	China Dynamics (Holdings) Ltd.	740,000,000	0.2450	181.30	2016/12/15
00395	Smartac Group China Holdings Ltd.	793,672,000	0.1033	81.99	2016/12/15
00550	Cinderella Media Group Ltd.	35,000,000	2.0500	71.75	2016/12/16
01718	Wan Kei Group Holdings Ltd.	160,000,000	0.8600	137.60	2016/12/16
00833	Alltronics Holdings Ltd.	23,437,980	1.4900	34.92	2016/12/19
00905	Global Mastermind Capital Ltd.	195,500,000	0.4500	87.98	2016/12/19
01219	Tenwow International Holdings Ltd.	132,358,000	2.4137	319.47	2016/12/19
00223	Elife Holdings Ltd.	255,760,000	0.2290	58.57	2016/12/20
01908	C&D International Investment Group Ltd.	68,000,000	3.9700	269.96	2016/12/21
00861	Digital China Holdings Ltd.	58,119,000	5.5300	321.40	2016/12/21
02028	Jolimark Holdings Ltd.	12,000,000	1.6000	19.20	2016/12/21
00433	North Mining Shares Co. Ltd.	1,654,929,577	0.1420	235.00	2016/12/21
00996	Carnival Group International Holdings Ltd.	830,350,000	0.8730	724.90	2016/12/22
00646	China Environmental Technology Holdings Ltd.	444,448,000	0.1900	84.45	2016/12/22
00147	International Business Settlement Holdings Ltd.	1,280,000,000	1.2500	1,600.00	2016/12/22
03332	Nanjing Sinolife United Co. Ltd. – H Shares	45,411,600	1.6100	73.11	2016/12/22
01227	National Investments Fund Ltd.	48,000,000	0.1130	5.42	2016/12/22
00911	Qianhai Health Holdings Ltd.	1,000,000,000	0.1350	135.00	2016/12/22
01566	China Animation Characters Co. Ltd.	30,770,000	3.2500	100.00	2016/12/23
01360	Mega Expo Holdings Ltd.	150,800,000	0.6300	95.00	2016/12/23
00416	Bank of Jinzhou Co., Ltd. – H Shares	1,000,000,000	7.5000	7,500.00	2016/12/28
01329	Beijing Capital Juda Ltd.	190,384,616	2.1000	399.81	2016/12/28
00153	China Saite Group Co. Ltd.	203,800,000	0.5200	105.98	2016/12/28
00299	New Sports Group Ltd.	12,181,629,000	0.0620	755.26	2016/12/28
00686	United Photovoltaics Group Ltd.	100,000,000	0.6000	60.00	2016/12/28
01359	China Cinda Asset Management Co., Ltd. – H Shares	1,907,845,112	3.2200	6,143.26	2016/12/29
01269	China First Capital Group Ltd.	100,000,000	10.0000	1,000.00	2016/12/29
01039	Fortunet e-Commerce Group Ltd.	138,888,000	1.9800	275.00	2016/12/29
01240	CNQC International Holdings Ltd.	99,000,000	2.5500	252.45	2016/12/30
01029	IRC Ltd.	937,500,000	0.2100	196.88	2016/12/30
00299	New Sports Group Ltd.	4,088,000,000	0.0620	253.46	2016/12/30
00718	Tai United Holdings Ltd.	300,000,000	1.2000	360.00	2016/12/30
00629	Yue Da Mining Holdings Ltd.	250,000,000	0.3800	95.00	2016/12/30
Total				147,103.73	

Funds raised by classification, 2012 – 2016

Type	Listing method	2012	2013	2014	2015	2016	
Equities	Offer for subscription	6.66	25.52	26.49	32.24	12.17	
	Offer for sale	1.30	8.04	10.06	15.81	8.69	
	Offer for placing	80.96	132.21	193.81	212.30	169.87	
	Placing	134.63	98.00	295.47	428.50	147.10	
	Rights issue	26.18	28.02	73.89	99.17	45.86	
	Open offer	3.40	2.81	4.74	17.34	7.90	
	Consideration issue	21.68	51.31	280.94	264.76	71.20	
	Warrants exercised	1.82	1.60	12.06	9.80	1.27	
	Share option scheme	23.60	22.30	31.95	13.63	7.10	
	Equities funds raised		300.23	369.82	929.40	1,093.55	471.17
	Debt securities		341.24	576.40	961.35	750.76	774.61
Unit trusts/Mutual funds		5.28	3.32	0.49	-	-	
Derivative warrants – premium		174.16	174.94	178.19	182.37	105.84	
Equity warrants – premium		-	-	0.03	-	-	
Equity linked instruments – premium		-	-	-	-	-	
Callable bull/bear contracts – premium		349.42	482.60	472.83	483.53	363.74	

Equity funds raised, 1986-2016



Funds raised by Mainland enterprises H shares, 2012 – 2016

		HK\$ bil					
Type	Listing method	2012	2013	2014	2015	2016	
Equities	Offer for subscription	5.12	10.25	11.27	23.67	6.39	
	Offer for sale	–	1.44	3.56	4.28	3.39	
	Offer for placing	58.71	78.01	104.77	181.42	121.03	
	Placing	58.58	35.73	71.01	103.59	19.80	
	Rights issue	1.27	10.20	2.83	0.24	–	
	Open offer	–	–	–	–	–	
	Consideration issue	–	–	–	17.18	–	
	Warrants exercised	–	–	–	–	–	
	Share option scheme	–	–	–	–	–	
	Equities funds raised		123.67	135.62	193.44	330.39	150.60

Funds raised by Red Chip stocks, 2012 – 2016

		HK\$ bil					
Type	Listing method	2012	2013	2014	2015	2016	
Equities	Offer for subscription	0.01	0.93	1.24	1.38	2.10	
	Offer for sale	–	–	0.37	–	4.37	
	Offer for placing	1.95	2.25	6.58	2.27	19.29	
	Placing	24.02	22.37	66.80	107.21	10.70	
	Rights issue	7.60	1.83	12.69	15.62	13.48	
	Open offer	0.11	–	–	0.32	–	
	Consideration issue	4.58	34.48	264.79	14.45	31.97	
	Warrants exercised	–	0.11	–	0.87	–	
	Share option scheme	1.74	4.36	12.42	2.67	0.66	
	Equities funds raised		40.01	66.32	364.90	144.79	82.57

Newly listed equity warrants, 2016

Code	Warrant	Subscription price per unit (HK\$)	Subscription period	Initial issued amount (HK\$)	Listing date
01562	Sinoref Holdings Ltd. Warrants 2017	0.300	2016/01/13 – 2017/07/12	154,153,680	2016/01/14
01153	Skyway Securities Group Ltd. Warrants 2017	0.100	2016/02/12 – 2017/02/13	252,364,025	2016/02/15
01457	Cheuk Nang (Holdings) Ltd. Warrants 2017	4.300	2016/04/22 – 2017/04/22	60,837,230	2016/04/25
01479	Orient Victory China Holdings Ltd. Warrants 2017	0.195	2016/05/04 – 2017/05/03	305,852,970	2016/05/05
01537	Symphony Holdings Ltd. Warrants 2019	1.000	2016/07/06 – 2019/07/05	539,732,716	2016/07/07

List of expired equity warrants, 2016

Code	Warrant	Last trading date	Delisted date
01392	Skyway Securities Group Ltd. Warrants 2016	2016/01/21	2016/01/27
00664	SkyOcean International Holdings Ltd. Warrants 2016	2016/03/01	2016/03/07
01436	China Soft Power Technology Holdings Ltd. Warrants 2016	2016/04/01	2016/04/08
01441	Sun Hung Kai Properties Ltd. Warrants 2016	2016/04/19	2016/04/25
01183	Allied Properties (HK) Ltd. Warrants 2016	2016/06/07	2016/06/14
01453	Culturecom Holdings Ltd. Warrants 2016	2016/09/15	2016/09/22
00964	Ju Teng International Holdings Ltd. Warrants 2016	2016/10/11	2016/10/17
01535	Styland Holdings Ltd. Warrants 2016	2016/11/01	2016/11/07
01425	International Standard Resources Holdings Ltd. Warrants 2016	2016/11/25	2016/12/01

Market value and trading for equity warrants, 2012 – 2016

Year/Month	Number*	Market value* (HK\$ mil.)	Turnover value (HK\$ mil.)	(%) of market total
2012	10	521.90	79.45	0.00
2013	8	356.40	80.84	0.00
2014	10	3,031.11	3,058.04	0.02
2015	12	1,836.69	3,936.11	0.02
2016	8	847.55	311.39	0.00
2016 Jan	12	1,090.50	23.58	0.00
2016 Feb	13	1,230.01	27.64	0.00
2016 Mar	12	1,444.55	41.61	0.00
2016 Apr	11	1,269.15	32.44	0.00
2016 May	12	1,170.52	11.90	0.00
2016 Jun	11	1,018.90	19.70	0.00
2016 Jul	12	1,203.91	25.44	0.00
2016 Aug	12	1,000.81	21.04	0.00
2016 Sep	11	1,371.20	37.35	0.00
2016 Oct	10	1,287.06	20.04	0.00
2016 Nov	9	1,662.51	36.88	0.00
2016 Dec	8	847.55	13.77	0.00

* Month-end or year-end figures.

Newly listed derivative warrants

Code	Issuer	Name of issue	Issue prices (HK\$)	Strike level/ Subscription price (HK\$) per 10 units	Subscription/ exercise period	Unit issued on initial listing	Listing date
24795	Credit Suisse AG	Agricultural Bank European Wts Oct 2016 A	0.190	3.61 per unit	2016/10/04	80,000,000	2016/01/04
24801	Credit Suisse AG	BOC HK European Warrants Aug 2016 A	0.160	25.0000	2016/08/02	70,000,000	2016/01/04
24803	Credit Suisse AG	BOC HK European Warrants Oct 2016 B	0.150	27.8500	2016/10/04	70,000,000	2016/01/04
24811	Credit Suisse AG	BOCL European Warrants Sep 2016 A	0.150	4.17 per unit	2016/09/29	80,000,000	2016/01/04
24794	Credit Suisse AG	China Mobile European Warrants Jun 2016 A	0.420	95.9300	2016/06/23	80,000,000	2016/01/04
24793	Credit Suisse AG	ChiUnicom European Warrants Oct 2017 A	0.150	12.5200	2017/10/30	100,000,000	2016/01/04
24786	Credit Suisse AG	Fosun Intl European Warrants Jul 2016 B	0.170	13.5200	2016/07/08	80,000,000	2016/01/04
24818	Credit Suisse AG	Galaxy Ent European Put Wts May 2016 B	0.200	22.3300	2016/05/27	60,000,000	2016/01/04
24774	Credit Suisse AG	HKEX European Warrants Jul 2016 B	0.200	200 per 100 units	2016/07/05	180,000,000	2016/01/04
24776	Credit Suisse AG	HKEX European Warrants Nov 2016 A	0.150	228.20 per 100 units	2016/11/02	180,000,000	2016/01/04
24780	Credit Suisse AG	HKEX European Warrants Dec 2016 A	0.150	253.98 per 100 units	2016/12/28	180,000,000	2016/01/04
24819	Credit Suisse AG	HKEX European Put Warrants Jul 2016 C	0.150	188.80 per 100 units	2016/07/29	150,000,000	2016/01/04
24817	Credit Suisse AG	HSBC European Put Warrants Jul 2016 B	0.250	53.8800	2016/07/05	60,000,000	2016/01/04
24832	Credit Suisse AG	HSCEI European Put Warrants Jun 2016 B	0.150	9,460 per 4,000 units	2016/06/29	100,000,000	2016/01/04
24825	Credit Suisse AG	HSI European Warrants Jul 2016 A	0.150	23,600 per 6,300 units	2016/07/28	150,000,000	2016/01/04
24821	Credit Suisse AG	HSI European Warrants Sep 2016 A	0.150	23,200 per 7,000 units	2016/09/29	150,000,000	2016/01/04
24831	Credit Suisse AG	HSI European Put Warrants Jun 2016 A	0.200	21,600 per 7,000 units	2016/06/29	150,000,000	2016/01/04
24830	Credit Suisse AG	HSI European Put Warrants Sep 2016 B	0.170	20,400 per 8,000 units	2016/09/29	150,000,000	2016/01/04
24815	Credit Suisse AG	Ping An European Warrants Jul 2016 A	0.250	53.0800	2016/07/05	80,000,000	2016/01/04
24764	J P Morgan SP BV	A50 China European Warrants Jul 2016 B	0.399	13.68 per unit	2016/07/04	100,000,000	2016/01/04
24763	Macquarie Bank Ltd.	Evergrande European Wts Jan 2017 A	0.164	7.2900	2017/01/04	65,000,000	2016/01/04
24766	SGA Societe Generale Acceptance N.V.	AIA Eur Wt Oct 2016 A	0.260	52.5000	2016/10/05	100,000,000	2016/01/04
24768	SGA Societe Generale Acceptance N.V.	CLife Eu Wt Oct 2016 A	0.220	28.8800	2016/10/05	150,000,000	2016/01/04
24773	SGA Societe Generale Acceptance N.V.	A50 Ch Eu Wt Apr 2017A	0.150	11.8800	2017/04/06	150,000,000	2016/01/04
24769	SGA Societe Generale Acceptance N.V.	HSBC Eu Wt Oct 2016 A	0.250	65.0000	2016/10/05	100,000,000	2016/01/04
24771	SGA Societe Generale Acceptance N.V.	HS H-SH Eu Put Wt Aug16B	0.425	85.0000	2016/08/03	50,000,000	2016/01/04
24770	SGA Societe Generale Acceptance N.V.	JIANC Eu Wt Mar 2017A	0.150	12.3800	2017/03/03	70,000,000	2016/01/04
24842	Credit Suisse AG	CKH European Warrants Jun 2016 B	0.330	118.1000	2016/06/27	70,000,000	2016/01/05
24854	Credit Suisse AG	CNOOC European Warrants Aug 2018 A	0.150	8.8900	2018/08/02	150,000,000	2016/01/05
24868	Credit Suisse AG	Sinopec Corp European Warrants Aug 2016 A	0.250	5.98 per unit	2016/08/03	80,000,000	2016/01/05
24869	Credit Suisse AG	China Railway European Warrants Aug 2016A	0.720	7.20 per unit	2016/08/03	60,000,000	2016/01/05
24852	Credit Suisse AG	China Tel European Warrants Jun 2016 A	0.150	4.69 per unit	2016/06/30	70,000,000	2016/01/05
24861	Credit Suisse AG	Geely Auto European Warrants Jul 2016 A	0.500	5.18 per unit	2016/07/06	60,000,000	2016/01/05
24845	Credit Suisse AG	Galaxy Ent European Warrants Jul 2016 A	0.170	29.9800	2016/07/04	80,000,000	2016/01/05
24866	Credit Suisse AG	Jiangxi Copper European Wts Aug 2016 A	0.590	9.98 per unit	2016/08/03	60,000,000	2016/01/05
24853	Credit Suisse AG	PetroChina European Warrants Aug 2016 B	0.220	6.69 per unit	2016/08/02	70,000,000	2016/01/05
24855	Credit Suisse AG	SHK Ppt European Warrants Jul 2016 A	0.400	104.8800	2016/07/06	70,000,000	2016/01/05
24889	Goldman Sachs SP (Asia)	CM Bank European Wts Jul 2016 A	0.219	18.5200	2016/07/29	100,000,000	2016/01/05
24877	Goldman Sachs SP (Asia)	China Mobile Euro Wts Jul 2016 A	0.600	90.0000	2016/07/05	80,000,000	2016/01/05
24833	Goldman Sachs SP (Asia)	CNOOC European Warrants Dec 2018 A	0.251	7.5000	2018/12/28	80,000,000	2016/01/05
24874	Goldman Sachs SP (Asia)	HKEX European Warrants Jul 2016 B	0.251	200 per 100 units	2016/07/05	300,000,000	2016/01/05
24872	Goldman Sachs SP (Asia)	HSBC European Warrants Jul 2016 A	0.253	63.8000	2016/07/05	80,000,000	2016/01/05
24887	Goldman Sachs Sp (Asia)	ICBC European Warrants Jul 2016 B	0.250	5.10 per unit	2016/07/29	100,000,000	2016/01/05

Newly listed derivative warrants (continued)

Code	Issuer	Name of issue	Issue prices (HK\$)	Strike level/ Subscription price (HK\$) per 10 units	Subscription/ exercise period	Unit issued on initial listing	Listing date
24880	Goldman Sachs SP (Asia)	Ping An European Wts Jul 2016 A	0.436	43.0000	2016/07/05	80,000,000	2016/01/05
24888	Goldman Sachs SP (Asia)	SHK Ppt European Wts Jul 2016 A	0.359	110.8000	2016/07/29	40,000,000	2016/01/05
24840	Macquarie Bank Ltd.	BOCL European Put Warrants Jul 2016 A	0.400	3.48 per unit	2016/07/05	25,000,000	2016/01/05
24835	Macquarie Bank Ltd.	Ping An European Warrants Sep 2016 A	0.250	51.8800	2016/09/02	40,000,000	2016/01/05
24911	Credit Suisse AG	BYD European Warrants Aug 2016 A	0.600	51.8800	2016/08/03	70,000,000	2016/01/06
24913	Credit Suisse AG	BYD European Warrants Dec 2017 A	0.250	46.80 per 100 units	2017/12/29	150,000,000	2016/01/06
24900	Credit Suisse AG	CC Bank European Warrants Aug 2016 A	0.150	6.61 per unit	2016/08/31	80,000,000	2016/01/06
24920	Credit Suisse AG	China Cinda European Warrants Aug 2016 A	0.260	3.42 per unit	2016/08/03	60,000,000	2016/01/06
24910	Credit Suisse AG	China Life European Warrants Aug 2016 A	0.150	29.8500	2016/08/03	80,000,000	2016/01/06
24906	Credit Suisse AG	CRCC European Warrants Jul 2016 A	0.150	11.3000	2016/07/05	70,000,000	2016/01/06
24924	Credit Suisse AG	HS H-SHARE European Warrants Aug 2016 A	0.500	107.3800	2016/08/03	70,000,000	2016/01/06
24907	Credit Suisse AG	PICC Group European Warrants May 2016 A	0.220	4.59 per unit	2016/05/30	60,000,000	2016/01/06
24908	Credit Suisse AG	Sands China European Warrants Jul 2016 A	0.170	30.8500	2016/07/22	80,000,000	2016/01/06
24914	Credit Suisse AG	Stanchart European Warrants Aug 2016 A	0.500	75.8000	2016/08/03	70,000,000	2016/01/06
24899	Goldman Sachs SP (Asia)	PICC European Warrants Sep 2016 A	0.250	17.0800	2016/09/30	80,000,000	2016/01/06
24892	HK Bank	BOCL European Warrants Oct 2016 A	0.250	3.80 per unit	2016/10/31	80,000,000	2016/01/06
24895	HK Bank	Minsheng Bank European Warrants Jul 2016 C	0.400	8.88 per unit	2016/07/29	50,000,000	2016/01/06
24894	HK Bank	Galaxy Ent European Warrants Oct 2016 A	0.300	28.0000	2016/10/31	60,000,000	2016/01/06
24896	HK Bank	HS H-SHARE European Warrants Sep 2018 A	0.150	103.93 per 100 units	2018/09/28	180,000,000	2016/01/06
24930	BOCI Asia Ltd.	AIA European Warrants Jul 2016 A	0.280	50.0000	2016/07/11	100,000,000	2016/01/07
24925	BOCI Asia Ltd.	HKEX European Warrants Sep 2016 A	0.160	215 per 100 units	2016/09/12	100,000,000	2016/01/07
24928	BOCI Asia Ltd.	Tencent Holdings European Wts Sep 2016 A	0.150	160.88 per 100 units	2016/09/28	100,000,000	2016/01/07
24926	BOCI Asia Ltd.	Tencent Holdings European Wts Dec 2016 C	0.170	160 per 100 units	2016/12/28	100,000,000	2016/01/07
24944	Credit Suisse AG	AIA European Warrants Jul 2016 B	0.150	55.0500	2016/07/06	80,000,000	2016/01/07
24958	Credit Suisse AG	CKP European Warrants Jul 2016 A	0.260	58.2800	2016/07/06	70,000,000	2016/01/07
24945	Credit Suisse AG	HSBC European Wts Jul 2016 C	0.150	68.0500	2016/07/05	80,000,000	2016/01/07
24954	Credit Suisse AG	ICBC European Warrants Sep 2016 A	0.250	5.48 per unit	2016/09/05	80,000,000	2016/01/07
24937	Bank of East Asia	CGN Power European Warrants Dec 2016 B	0.530	3.80 per unit	2016/12/16	20,000,000	2016/01/07
24934	Bank of East Asia	CGS European Warrants Jun 2017 A	0.170	9.7900	2017/06/28	60,000,000	2016/01/07
24938	Bank of East Asia	Minsheng Bank European Warrants Dec2018A	0.250	6.5000	2018/12/10	80,000,000	2016/01/07
24933	Bank of East Asia	Sinopec Corp European Warrants Jul 2016A	0.160	6.09 per unit	2016/07/06	65,000,000	2016/01/07
24931	Bank of East Asia	PetroChina European Warrants Oct 2016 A	0.265	6.857 per unit	2016/10/05	38,000,000	2016/01/07
24981	Goldman Sachs SP (Asia)	BEA European Warrants Sep 2016 A	0.254	30.0000	2016/09/29	50,000,000	2016/01/07
24972	Goldman Sachs SP (Asia)	CITIC European Warrants Mar 2017 A	0.260	13.4800	2017/03/30	100,000,000	2016/01/07
24970	Goldman Sachs SP (Asia)	Ch Overseas European Wts Sep 2016 A	0.408	26.8800	2016/09/30	60,000,000	2016/01/07
24976	Goldman Sachs SP (Asia)	A50 China European Wts Jul 2016 A	1.147	10.98 per unit	2016/07/29	60,000,000	2016/01/07
24980	Goldman Sachs SP (Asia)	HS Bank European Warrants Sep2016A	0.698	158.0000	2016/09/29	30,000,000	2016/01/07
24978	Goldman Sachs SP (Asia)	HS H-SHARE European Wts Jul 2016 A	0.722	99.8000	2016/07/29	80,000,000	2016/01/07
24969	Goldman Sachs SP (Asia)	Ping An European Wts Aug 2016 C	0.253	48.5800	2016/08/05	80,000,000	2016/01/07
24967	Macquarie Bank Ltd.	China Shenhua European Wts Feb 2017 A	0.251	13.0800	2017/02/02	40,000,000	2016/01/07
24966	Macquarie Bank Ltd.	GCL-Poly Energy European Wts Oct 2016 A	0.295	1.28 per unit	2016/10/04	34,000,000	2016/01/07
24993	Credit Suisse AG	China Life European Warrants Jun 2016 A	0.190	25.0500	2016/06/30	80,000,000	2016/01/11
24994	Credit Suisse AG	Ping An European Warrants Aug 2016 C	0.300	43.9000	2016/08/03	80,000,000	2016/01/11

Newly listed derivative warrants (continued)

Code	Issuer	Name of issue	Issue prices (HK\$)	Strike level/ Subscription price (HK\$) per 10 units	Subscription/ exercise period	Unit issued on initial listing	Listing date
25005	Goldman Sachs SP (Asia)	China Life Euro Wts Jul 2016 A	0.286	23.5000	2016/07/29	80,000,000	2016/01/11
25008	Goldman Sachs SP (Asia)	PetroChina European Wts Jul 2016 A	0.561	5.10 per unit	2016/07/29	80,000,000	2016/01/11
24987	J P Morgan SP BV	AIA European Warrants Sep 2016 A	0.291	47.8800	2016/09/01	150,000,000	2016/01/11
24989	J P Morgan SP BV	China Railway European Wts Oct 2017 A	0.150	6.0000	2017/10/31	150,000,000	2016/01/11
24986	J P Morgan SP BV	A50 China European Warrants Nov 2016 A	0.152	9.8000	2016/11/01	300,000,000	2016/01/11
24988	J P Morgan SP BV	HSBC European Warrants Sep 2016 A	0.252	62.0000	2016/09/02	100,000,000	2016/01/11
24984	J P Morgan SP BV	HSI European Warrants Jul 2016 C	0.250	21,600 per 8,000 units	2016/07/28	300,000,000	2016/01/11
25004	Macquarie Bank Ltd.	China Life European Wts Aug 2016 A	0.278	24.8800	2016/08/02	36,000,000	2016/01/11
25010	Macquarie Bank Ltd.	Minsheng Bank European Wts Aug 2016 B	0.918	7.88 per unit	2016/08/02	11,000,000	2016/01/11
24985	Macquarie Bank Ltd.	Link REIT European Warrants Aug 2016 A	0.421	49.8800	2016/08/15	24,000,000	2016/01/11
24990	SGA Societe Generale Acceptance N.V.	CAM CSI300 Eu Wt Sep16A	0.420	42.8800	2016/09/05	50,000,000	2016/01/11
24992	SGA Societe Generale Acceptance N.V.	CLife Eu Wt Aug 2016 D	0.250	24.8000	2016/08/03	150,000,000	2016/01/11
24991	SGA Societe Generale Acceptance NV	CSOP A50 ETF Eu Wt Aug16D	0.900	12.28 per unit	2016/08/03	30,000,000	2016/01/11
25002	UBS AG	CAM CSI300 European Warrants Jun 2016 A	0.355	45.4300	2016/06/23	50,000,000	2016/01/11
25003	UBS AG	BOCL European Warrants Jul 2016 B	0.250	3.38 per unit	2016/07/11	60,000,000	2016/01/11
24998	UBS AG	A50 China European Warrants Oct 2016 A	0.174	9.8100	2016/10/27	300,000,000	2016/01/11
25470*	Goldman Sachs SP (Asia)	HSI European Warrants Mar 2016 B	0.070	22,000 per 7,000 units	2016/03/30	150,000,000	2016/01/11
25017	BOCI Asia Ltd.	China Mobile European Warrants Jul 2016 B	0.370	95.0000	2016/07/18	100,000,000	2016/01/12
25013	BOCI Asia Ltd.	Ch Overseas European Warrants Nov 2016 A	0.280	28.8800	2016/11/14	100,000,000	2016/01/12
25018	BOCI Asia Ltd.	Chi Res Land European Warrants Nov 2016 A	0.330	24.8800	2016/11/28	100,000,000	2016/01/12
25021	BOCI Asia Ltd.	Ping An European Warrants Jul 2016 A	0.270	43.8800	2016/07/25	100,000,000	2016/01/12
25012	BOCI Asia Ltd.	SHK Ppt European Warrants Sep 2016 A	0.540	103.8800	2016/09/05	100,000,000	2016/01/12
25071	Credit Suisse AG	China Mobile European Warrants Aug 2016 A	0.460	89.9800	2016/08/03	80,000,000	2016/01/12
25060	Credit Suisse AG	CSOP A50 ETF European Warrants Apr 2016 C	0.460	12.89 per unit	2016/04/29	30,000,000	2016/01/12
25061	Credit Suisse AG	CSOP A50 ETF European Warrants Aug 2016 C	0.560	13.80 per unit	2016/08/03	30,000,000	2016/01/12
25064	Credit Suisse AG	A50 China European Warrants Aug 2016 D	0.540	11.68 per unit	2016/08/03	30,000,000	2016/01/12
25070	Credit Suisse AG	A50 China European Warrants Oct 2016 B	0.150	9.8100	2016/10/27	150,000,000	2016/01/12
25078	Goldman Sachs SP (Asia)	CAM CSI300 European Wts Jul 2016 A	0.433	40.8800	2016/07/29	80,000,000	2016/01/12
25053	Goldman Sachs SP (Asia)	China Mobile Euro Wts Apr 2017 A	0.150	84.05 per 100 units	2017/04/28	300,000,000	2016/01/12
25077	Goldman Sachs SP (Asia)	CSOP A50 ETF Euro Wts Jul 2016 D	1.008	11.98 per unit	2016/07/29	80,000,000	2016/01/12
25076	Goldman Sachs SP (Asia)	HKEX European Warrants Jun 2016 D	0.227	188 per 100 units	2016/06/28	120,000,000	2016/01/12
25034	J P Morgan SP BV	AIA European Put Warrants Aug 2016 A	0.251	42.0000	2016/08/02	100,000,000	2016/01/12
25041	J P Morgan SP BV	BOC HK European Warrants Aug 2016 A	0.150	25.0000	2016/08/01	100,000,000	2016/01/12
25040	J P Morgan SP BV	CKP European Warrants Aug 2016 A	0.260	53.8800	2016/08/01	60,000,000	2016/01/12
25037	J P Morgan SP BV	China Life European Warrants Jun 2016 B	0.182	25.0000	2016/06/30	200,000,000	2016/01/12
25039	J P Morgan SP BV	China Mob European Wts Aug 2016 B	0.428	88.8000	2016/08/02	100,000,000	2016/01/12
25036	J P Morgan SP BV	CSOP A50 ETF European Warrants Dec 2016 B	0.151	12.8200	2016/12/30	200,000,000	2016/01/12
25038	J P Morgan SP BV	PICC European Warrants Aug 2017 A	0.251	16.6800	2017/08/01	100,000,000	2016/01/12
25033	Macquarie Bank Ltd.	AAC Acoustic European Wts Sep 2016 A	0.834	58.8800	2016/09/19	12,000,000	2016/01/12
25050	Macquarie Bank Ltd.	China Taiping European Wts Aug 2016 A	0.250	33.8800	2016/08/02	40,000,000	2016/01/12
25030	Macquarie Bank Ltd.	Kingdee Int'l European Wts Nov 2016 A	0.770	4.28 per unit	2016/11/16	13,000,000	2016/01/12
25055	SGA Societe Generale Acceptance N.V.	HSCEI Eu Wt Jun 2016C	0.150	9,200 per 5,000 units	2016/06/29	150,000,000	2016/01/12
25057	SGA Societe Generale Acceptance N.V.	HSCEI Eu Wt Jul 2016D	0.150	9,800 per 4,000 units	2016/07/28	150,000,000	2016/01/12

Newly listed derivative warrants (continued)

Code	Issuer	Name of issue	Issue prices (HK\$)	Strike level/ Subscription price (HK\$) per 10 units	Subscription/ exercise period	Unit issued on initial listing	Listing date
25043	SGA Societe Generale Acceptance N.V	HS H-SHARE Eu Wts Aug16C	0.720	95.0000	2016/08/03	50,000,000	2016/01/12
25074	UBS AG	China Mobile European Warrants Jun 2016 C	0.370	90.0500	2016/06/29	100,000,000	2016/01/12
25148	Credit Suisse AG	HSBC European Wts May 2016 B	0.200	59.8800	2016/05/03	120,000,000	2016/01/13
25146	Credit Suisse AG	HSI European Warrants Jun 2016 B	0.150	22,100 per 7,000 units	2016/06/29	150,000,000	2016/01/13
25173	Goldman Sachs SP (Asia)	Ch Comm Cons Euro Wts Sep 2017 A	0.250	7.8800	2017/09/29	100,000,000	2016/01/13
25178	Goldman Sachs SP (Asia)	CRRC European Warrants Sep 2017 A	0.298	9.3800	2017/09/29	100,000,000	2016/01/13
25182	Goldman Sachs SP (Asia)	Fosun Intl European Wts Aug 2016 A	0.251	12.2800	2016/08/31	100,000,000	2016/01/13
25184	Goldman Sachs SP (Asia)	A50 China European Wts Nov 2016 A	0.152	9.8000	2016/11/03	100,000,000	2016/01/13
25171	Goldman Sachs Sp (Asia)	ICBC European Warrants Jul 2017 A	0.428	4.50 per unit	2017/07/11	100,000,000	2016/01/13
25082	HK Bank	China Life European Warrants Jun 2016 E	0.160	24.9800	2016/06/27	100,000,000	2016/01/13
25079	HK Bank	China Life European Warrants Jul 2016 A	0.250	23.8800	2016/07/29	80,000,000	2016/01/13
25093	HK Bank	China Mobile European Warrants Jul 2016 B	0.450	88.0000	2016/07/29	60,000,000	2016/01/13
25090	HK Bank	HSI European Warrants Jun 2016 E	0.160	22,308 per 6,500 units	2016/06/29	180,000,000	2016/01/13
25080	HK Bank	PetroChina European Warrants Jul 2016 B	0.450	5.28 per unit	2016/07/29	50,000,000	2016/01/13
25097	HK Bank	Tencent European Warrants Feb 2017 A	0.150	168.98 per 100 units	2017/02/20	100,000,000	2016/01/13
25162	J P Morgan SP BV	BOCL European Warrants Oct 2016 A	0.150	3.80 per unit	2016/10/31	100,000,000	2016/01/13
25152	J P Morgan SP BV	CC Bank European Wts Sep 2016 A	0.159	5.76 per unit	2016/09/02	100,000,000	2016/01/13
25165	J P Morgan SP BV	China Mob European Put Wts Aug 2016 C	0.447	77.8800	2016/08/01	80,000,000	2016/01/13
25169	J P Morgan SP BV	HKEX European Put Wts Dec 2016 B	0.250	177.88 per 100 units	2016/12/30	200,000,000	2016/01/13
25118	J P Morgan SP BV	HSCEI European Wts Jun 2016 C	0.150	9,200 per 5,000 units	2016/06/29	200,000,000	2016/01/13
25116	J P Morgan SP BV	HSCEI European Wts Jul 2016 C	0.150	9,800 per 4,000 units	2016/07/28	200,000,000	2016/01/13
25159	J P Morgan SP BV	ICBC European Warrants Sep 2016 A	0.250	4.88 per unit	2016/09/02	100,000,000	2016/01/13
25163	J P Morgan SP BV	PetroChina European Warrants Oct 2016 A	0.397	5.25 per unit	2016/10/03	80,000,000	2016/01/13
25119	J P Morgan SP BV	Tencent European Warrants Oct 2016 A	0.150	158.90 per 100 units	2016/10/05	200,000,000	2016/01/13
25115	Macquarie Bank Ltd.	Anhui Conch European Wts Sep 2016 A	0.271	21.8800	2016/09/02	37,000,000	2016/01/13
25113	Macquarie Bank Ltd.	Ch Molybdenum European Wts Jul 2016 A	0.264	1.75 per unit	2016/07/13	38,000,000	2016/01/13
25123	Macquarie Bank Ltd.	China Overseas European Wts Nov 2016 A	0.250	30.3300	2016/11/02	40,000,000	2016/01/13
25122	Macquarie Bank Ltd.	Ping An European Put Warrants Dec 16 A	0.250	33.8800	2016/12/02	40,000,000	2016/01/13
25107	Macquarie Bank Ltd.	Techtronic Ind European Wts Sep 2016A	0.500	38.8800	2016/09/19	20,000,000	2016/01/13
25110	Macquarie Bank Ltd.	Goldwind European Warrants Dec 2016 A	0.385	17.8800	2016/12/16	26,000,000	2016/01/13
25138	UBS AG	CC Bank European Warrants Jul 2016 B	0.166	5.51 per unit	2016/07/25	100,000,000	2016/01/13
25134	UBS AG	China Life European Warrants Jun 2016 B	0.150	26.3300	2016/06/30	100,000,000	2016/01/13
25125	UBS AG	Minsheng Bank European Warrants Jul 2016 B	0.540	8.18 per unit	2016/07/12	20,000,000	2016/01/13
25141	UBS AG	HSBC European Warrants Jun 2016 E	0.150	62.9300	2016/06/27	100,000,000	2016/01/13
25140	UBS AG	PetroChina European Warrants Jul 2016 B	0.470	5.10 per unit	2016/07/12	50,000,000	2016/01/13
25145	UBS AG	Ping An European Warrants Jul 2016 A	0.255	43.0500	2016/07/05	100,000,000	2016/01/13
19901#	BOCI Asia Ltd.	Ping An European Warrants Sep 2016 A	0.041	87.25 per 100 units	2016/09/30	250,000,000	2016/01/13
20663#	BOCI Asia Ltd.	Tencent Holdings European Wts Oct 2016 A	0.088	158.88 per 100 units	2016/10/05	120,000,000	2016/01/13
25189	BOCI Asia Ltd.	HSCEI European Warrants Jul 2016 B	0.150	9,800 per 4,000 units	2016/07/28	100,000,000	2016/01/14
25192	BOCI Asia Ltd.	HSCEI European Put Warrants Oct 2016 A	0.250	8,500 per 4,000 units	2016/10/28	100,000,000	2016/01/14
25186	BOCI Asia Ltd.	China Vanke European Warrants Nov 2016 A	0.450	23.0000	2016/11/07	100,000,000	2016/01/14
25261	BNP Paribas Arbit Issu B.V.	AIA European Wts Jul 2016 A	0.310	46.9800	2016/07/05	60,000,000	2016/01/14
25255	BNP Paribas Arbit Issu B.V.	BOCL European Wts Sep 2016 B	0.180	3.50 per unit	2016/09/02	70,000,000	2016/01/14

Newly listed derivative warrants (continued)

Code	Issuer	Name of issue	Issue prices (HK\$)	Strike level/ Subscription price (HK\$) per 10 units	Subscription/ exercise period	Unit issued on initial listing	Listing date
25257	BNP Paribas Arbit Issu B.V.	BYD European Wts Sep 2017 A	0.160	40.88 per 100 units	2017/09/04	120,000,000	2016/01/14
25231	BNP Paribas Arbit Issu B.V.	China Life Euro Wts Sep 2016 B	0.250	24.8000	2016/09/02	60,000,000	2016/01/14
25230	BNP Paribas Arbit Issu B.V.	Ch Mobile Euro Wts May 2017 A	0.150	84 per 100 units	2017/05/04	80,000,000	2016/01/14
25256	BNP Paribas Arbit Issu B.V.	CNOOC European Wts Jul 2016 B	0.570	8.38 per unit	2016/07/05	30,000,000	2016/01/14
25281	BNP Paribas Arbit Issu B.V.	Sinopec Corp Eu Wts Aug 2016 A	0.360	4.68 per unit	2016/08/02	50,000,000	2016/01/14
25253	BNP Paribas Arbit Issu B.V.	HSBC European Wts Aug 2016 A	0.300	58.5500	2016/08/02	50,000,000	2016/01/14
25270	BNP Paribas Arbit Issu B.V.	HSI European Wts Jul 2016 A	0.250	20,800 per 7,000 units	2016/07/28	100,000,000	2016/01/14
25272	BNP Paribas Arbit Issu B.V.	HSI Euro Put Wts Jul 2016 B	0.260	19,800 per 7,000 units	2016/07/28	100,000,000	2016/01/14
25280	BNP Paribas Arbit Issu B.V.	PetroCh Euro Wts Aug 2016 B	0.400	5.28 per unit	2016/08/02	50,000,000	2016/01/14
25275	BNP Paribas Arbit Issu B.V.	Ping An European Wt Aug 2016 B	0.290	41.8000	2016/08/02	80,000,000	2016/01/14
25232	BNP Paribas Arbit Issu B.V.	Ping An European Wt Dec 2016 B	0.150	36.90 per 50 units	2016/12/30	80,000,000	2016/01/14
25225	BNP Paribas Arbit Issu B.V.	SHK Ppt Euro Wts Jul 2016 A	0.400	104.9000	2016/07/05	30,000,000	2016/01/14
25287	Credit Suisse AG	AIA European Warrants Aug 2016 A	0.350	45.3800	2016/08/03	80,000,000	2016/01/14
25283	Credit Suisse AG	China Life European Warrants Aug 2016 B	0.250	23.8800	2016/08/03	80,000,000	2016/01/14
25291	Credit Suisse AG	China Mobile European Warrants Aug 2016 B	0.510	85.1800	2016/08/05	80,000,000	2016/01/14
25297	Credit Suisse AG	Sinopec Corp European Warrants Aug 2016 B	0.320	4.68 per unit	2016/08/03	80,000,000	2016/01/14
25300	Credit Suisse AG	HKEX European Warrants Jun 2016 F	0.150	188.10 per 100 units	2016/06/27	180,000,000	2016/01/14
25288	Credit Suisse AG	HSBC European Wts Aug 2016 A	0.380	55.8800	2016/08/03	120,000,000	2016/01/14
25296	Credit Suisse AG	Ping An European Warrants Aug 2016 D	0.350	39.8800	2016/08/05	80,000,000	2016/01/14
25334	Goldman Sachs SP (Asia)	CC Bank European Wts Jul 2016 B	0.427	5 per unit	2016/07/29	100,000,000	2016/01/14
25328	Goldman Sachs SP (Asia)	China Life Euro Wts Jul 2016 B	0.302	22.2800	2016/07/29	100,000,000	2016/01/14
25336	Goldman Sachs SP (Asia)	Galaxy Ent European Wts Aug 2016 A	0.342	23.2800	2016/08/30	80,000,000	2016/01/14
25337	Goldman Sachs SP (Asia)	HSBC European Warrants Jul 2016 B	0.360	57.5000	2016/07/29	100,000,000	2016/01/14
25324	Goldman Sachs SP (Asia)	HSCEI European Warrants Jun 2016 B	0.163	9,200 per 5,000 units	2016/06/29	150,000,000	2016/01/14
25323	Goldman Sachs SP (Asia)	HS H-SHARE European Wts Jul 2016 B	0.720	89.8000	2016/07/28	80,000,000	2016/01/14
25326	Goldman Sachs SP (Asia)	HSI European Warrants Jul 2016 B	0.256	20,400 per 7,000 units	2016/07/28	150,000,000	2016/01/14
25330	Goldman Sachs SP (Asia)	Ping An European Wts Jul 2016 B	0.422	39.0800	2016/07/29	100,000,000	2016/01/14
25327	Goldman Sachs SP (Asia)	Stanchart European Wts Jul 2016 B	0.529	63.8000	2016/07/29	40,000,000	2016/01/14
25193	HK Bank	Sinopec Corp European Warrants Jul 2016 C	0.400	4.70 per unit	2016/07/29	50,000,000	2016/01/14
25196	HK Bank	A50 China European Warrants Oct 2016 A	0.150	9.8100	2016/10/31	180,000,000	2016/01/14
25211	HK Bank	HKEX European Warrants May 2016 C	0.150	190.10 per 100 units	2016/05/31	180,000,000	2016/01/14
25201	HK Bank	HSCEI European Warrants Apr 2016 E	0.180	8,438 per 6,000 units	2016/04/28	180,000,000	2016/01/14
25206	HK Bank	HSCEI European Warrants Jun 2016 B	0.150	9,238 per 5,000 units	2016/06/29	180,000,000	2016/01/14
25203	HK Bank	HSCEI European Warrants Jul 2016 B	0.150	9,788 per 4,000 units	2016/07/28	180,000,000	2016/01/14
25207	HK Bank	HSCEI European Put Warrants May 2016 C	0.150	8,900 per 4,300 units	2016/05/30	180,000,000	2016/01/14
25198	HK Bank	HSI European Warrants Apr 2016 F	0.210	19,688 per 9,000 units	2016/04/28	180,000,000	2016/01/14
25195	HK Bank	HSI European Put Warrants Jun 2016 F	0.150	18,908 per 7,000 units	2016/06/29	180,000,000	2016/01/14
25210	HK Bank	ICBC European Warrants Jul 2016 B	0.250	4.48 per unit	2016/07/29	80,000,000	2016/01/14
25322	J P Morgan SP BV	CAM CSI300 European Warrants Aug 2016 B	0.252	41.8800	2016/08/02	80,000,000	2016/01/14
25240	J P Morgan SP BV	China Life European Warrants Aug 2016 A	0.251	23.8800	2016/08/03	100,000,000	2016/01/14
25315	J P Morgan SP BV	CNOOC European Warrants Dec 2018 A	0.151	7.5000	2018/12/31	200,000,000	2016/01/14
25314	J P Morgan SP BV	Sinopec Corp European Warrants Jul 2016 B	0.300	4.50 per unit	2016/07/04	80,000,000	2016/01/14
25237	J P Morgan SP BV	China Shenhua European Wts Aug 2017 A	0.250	12.0800	2017/08/01	80,000,000	2016/01/14

Newly listed derivative warrants (continued)

Code	Issuer	Name of issue	Issue prices (HK\$)	Strike level/ Subscription price (HK\$) per 10 units	Subscription/ exercise period	Unit issued on initial listing	Listing date
25307	J P Morgan SP BV	HSCEI European Put Warrants Dec 2016 A	0.150	8,000 per 4,000 units	2016/12/29	200,000,000	2016/01/14
25236	J P Morgan SP BV	HSI European Warrants Aug 2016 B	0.250	21,400 per 6,800 units	2016/08/30	300,000,000	2016/01/14
25306	J P Morgan SP BV	HSI European Put Warrants Jul 2016 D	0.251	19,400 per 6,500 units	2016/07/28	300,000,000	2016/01/14
25321	J P Morgan SP BV	Haitong Sec European Warrants Oct 2016 A	0.252	13.5000	2016/10/31	100,000,000	2016/01/14
25239	J P Morgan SP BV	JX Copper European Warrants Nov 2017 A	0.251	9.8800	2017/11/30	80,000,000	2016/01/14
25318	J P Morgan SP BV	Ping An European Warrants May 2016 B	0.164	41.8800	2016/05/04	100,000,000	2016/01/14
25310	J P Morgan SP BV	Sands China European Warrants Aug 2016 A	0.251	25.5000	2016/08/02	100,000,000	2016/01/14
25320	J P Morgan SP BV	Stanchart European Warrants Sep 2016 A	0.357	66.0000	2016/09/01	30,000,000	2016/01/14
25312	J P Morgan SP BV	Tencent European Warrants Dec 2016 E	0.150	149.90 per 100 units	2016/12/29	200,000,000	2016/01/14
25212	Macquarie Bank Ltd.	CNOOC European Put Warrants Sep 2016 A	0.455	5.88 per unit	2016/09/02	22,000,000	2016/01/14
25224	Macquarie Bank Ltd.	Sinopec Corp European Wts Sep 2016 A	0.290	5.66 per unit	2016/09/02	35,000,000	2016/01/14
25305	Macquarie Bank Ltd.	Hang Seng Bank European Wts Aug 2016 A	0.250	168.8800	2016/08/03	40,000,000	2016/01/14
25213	Macquarie Bank Ltd.	PetroChina European Put Warrants Nov16A	0.400	3.88 per unit	2016/11/02	25,000,000	2016/01/14
25267	SGA Societe Generale Acceptance N.V.	A50 Ch Eu Put Wt Jan18A	0.170	8.8800	2018/01/04	300,000,000	2016/01/14
25215	SGA Societe Generale Acceptance N.V.	HSBC Eu Wt Aug 2016 A	0.315	60.0000	2016/08/03	100,000,000	2016/01/14
25218	SGA Societe Generale Acceptance N.V.	Tencent Eu Wt Jan 17 B	0.160	160 per 100 units	2017/01/05	500,000,000	2016/01/14
25222	SGA Societe Generale Acceptance N.V.	Tencent Eu Put Wt Jan17C	0.150	132.88 per 100 units	2017/01/05	500,000,000	2016/01/14
25251	UBS AG	BYD European Warrants Jul 2016 A	0.510	48.8800	2016/07/13	20,000,000	2016/01/14
25241	UBS AG	China Life European Warrants Jul 2016 A	0.150	25.0500	2016/07/08	100,000,000	2016/01/14
25249	UBS AG	Sinopec Corp European Warrants Jul 2016 A	0.375	4.48 per unit	2016/07/13	60,000,000	2016/01/14
25246	UBS AG	HSCEI European Warrants Jul 2016 B	0.150	8,500 per 5,000 units	2016/07/28	200,000,000	2016/01/14
25242	UBS AG	Stanchart European Warrants Jul 2016 A	0.410	68.8000	2016/07/13	50,000,000	2016/01/14
25345	BOCI Asia Ltd.	ICBC European Warrants Jul 2016 A	0.190	4.65 per unit	2016/07/29	100,000,000	2016/01/15
25341	BOCI Asia Ltd.	PetroChina European Warrants Jul 2016 B	0.360	5.08 per unit	2016/07/20	100,000,000	2016/01/15
25385	BNP Paribas Arbit Issu B.V.	BankComm Euro Wts Aug 2016 A	0.250	6.18 per unit	2016/08/02	40,000,000	2016/01/15
25382	BNP Paribas Arbit Issu B.V.	China Tel Euro Wts Jul 2016 A	0.200	4.08 per unit	2016/07/05	50,000,000	2016/01/15
25380	BNP Paribas Arbit Issu B.V.	Ch Unicom Euro Wt Jan 2018 A	0.180	9.8800	2018/01/03	60,000,000	2016/01/15
25390	BNP Paribas Arbit Issu B.V.	PICC European Wts Oct 2016 A	0.170	17.0800	2016/10/04	60,000,000	2016/01/15
25403	Credit Suisse AG	Anhui Conch European Warrants Oct 2016 A	0.250	20.8800	2016/10/03	50,000,000	2016/01/15
25410	Credit Suisse AG	Ch Comm Cons European Warrants Aug 2016 A	0.900	7.68 per unit	2016/08/04	30,000,000	2016/01/15
25399	Credit Suisse AG	ChiUnicom European Warrants Dec 2017 A	0.150	9.8800	2017/12/29	100,000,000	2016/01/15
25409	Credit Suisse AG	GCL-Poly Energy European Wts Sep 2016 A	0.250	1.26 per unit	2016/09/05	40,000,000	2016/01/15
25415	Credit Suisse AG	Geely Auto European Warrants Aug 2016 A	0.580	3.68 per unit	2016/08/04	30,000,000	2016/01/15
25397	Credit Suisse AG	HSCEI European Warrants Jun 2016 C	0.150	9,238 per 5,000 units	2016/06/29	100,000,000	2016/01/15
25407	Credit Suisse AG	HTSC European Warrants Sep 2016 A	0.260	17.4800	2016/09/30	50,000,000	2016/01/15
25401	Credit Suisse AG	Haitong Sec European Warrants Jul 2016 A	0.170	13.3000	2016/07/04	60,000,000	2016/01/15
25404	Credit Suisse AG	Kingsoft European Warrants Aug 2016 A	0.280	17.8800	2016/08/03	50,000,000	2016/01/15
25400	Credit Suisse AG	PICC European Warrants Sep 2016 A	0.150	17.0800	2016/09/30	70,000,000	2016/01/15
25438	Goldman Sachs SP (Asia)	China Mobile Euro Wts Jul 2016 B	0.594	85.0000	2016/07/18	100,000,000	2016/01/15
25440	Goldman Sachs SP (Asia)	China Shenhua Euro Wts Nov 2017 A	0.251	12.3800	2017/11/30	80,000,000	2016/01/15
25435	Goldman Sachs SP (Asia)	A50 China Euro Put Wts Aug 2016 B	0.843	8.68 per unit	2016/08/30	80,000,000	2016/01/15
25347	HK Bank	AIA European Warrants Aug 2016 A	0.300	46.3800	2016/08/31	80,000,000	2016/01/15
25348	HK Bank	CNOOC European Warrants Dec 2018 A	0.150	7.5100	2018/12/24	180,000,000	2016/01/15

Newly listed derivative warrants (continued)

Code	Issuer	Name of issue	Issue prices (HK\$)	Strike level/ Subscription price (HK\$) per 10 units	Subscription/ exercise period	Unit issued on initial listing	Listing date
25351	HK Bank	CSOP A50 ETF European Warrants Jan 2017 A	0.150	11.1600	2017/01/04	180,000,000	2016/01/15
25354	HK Bank	HSCEI European Put Warrants May 2016 D	0.150	8,358 per 4,000 units	2016/05/30	180,000,000	2016/01/15
25356	HK Bank	HSI European Put Warrants Apr 2016 G	0.150	19,708 per 8,000 units	2016/04/28	180,000,000	2016/01/15
25357	HK Bank	HSI European Put Warrants Jul 2016 A	0.250	20,488 per 9,000 units	2016/07/28	180,000,000	2016/01/15
25353	HK Bank	Sands China European Warrants Aug 2016 B	0.250	24.8800	2016/08/31	80,000,000	2016/01/15
25428	J P Morgan SP BV	Car Inc European Warrants Dec 2016 A	0.252	13.5000	2016/12/30	80,000,000	2016/01/15
25433	J P Morgan SP BV	HKEX European Warrants Jul 2016 B	0.150	199.99 per 100 units	2016/07/05	300,000,000	2016/01/15
25430	J P Morgan SP BV	HKEX European Warrants Nov 2016 A	0.150	220 per 100 units	2016/11/30	300,000,000	2016/01/15
25429	J P Morgan SP BV	HS H-SHARE European Warrants Aug 2016 A	0.485	96.8800	2016/08/01	100,000,000	2016/01/15
25427	J P Morgan SP BV	Shimao Property European Wts Aug 2017 A	0.250	14.5000	2017/08/01	60,000,000	2016/01/15
25363	Macquarie Bank Ltd.	AIA European Warrants Aug 2016 A	0.337	48.8800	2016/08/02	30,000,000	2016/01/15
25375	Macquarie Bank Ltd.	Chi Res Land European Wts Sep 2016 A	0.250	23.8800	2016/09/02	40,000,000	2016/01/15
25368	Macquarie Bank Ltd.	Kingsoft European Warrants Aug 2016 A	0.345	16.8800	2016/08/02	29,000,000	2016/01/15
25369	Macquarie Bank Ltd.	PetroChina European Wts Aug 2016 A	0.500	4.88 per unit	2016/08/02	20,000,000	2016/01/15
25371	Macquarie Bank Ltd.	Ping An European Warrants Sep 2016 B	0.250	43.8800	2016/09/02	40,000,000	2016/01/15
25374	Macquarie Bank Ltd.	Ping An European Warrants Dec 2016 B	0.250	48.0000	2016/12/02	40,000,000	2016/01/15
25394	SGA Societe Generale Acceptance N.V.	Galaxy Eu Put Wt Aug16B	0.250	20.0000	2016/08/03	80,000,000	2016/01/15
25379	SGA Societe Generale Acceptance N.V.	HSCEI Eu Put Wt May16C	0.165	8,800 per 4,300 units	2016/05/30	150,000,000	2016/01/15
25376	SGA Societe Generale Acceptance N.V.	HSI Eur Wt May 2016 F	0.180	19,600 per 10,000 units	2016/05/30	150,000,000	2016/01/15
25377	SGA Societe Generale Acceptance N.V.	HSI Eu Put Wt Jul 16 B	0.250	19,500 per 7,000 units	2016/07/28	150,000,000	2016/01/15
25395	SGA Societe Generale Acceptance N.V.	Ping An Eu Wt Sep 16 C	0.250	45.0000	2016/09/05	120,000,000	2016/01/15
25396	SGA Societe Generale Acceptance N.V.	Sands China Eu Wt Aug16B	0.250	23.8800	2016/08/03	80,000,000	2016/01/15
25417	UBS AG	AIA European Warrants Jun 2016 A	0.225	48.4300	2016/06/27	100,000,000	2016/01/15
25420	UBS AG	AIA European Warrants Jul 2016 A	0.355	45.8800	2016/07/25	100,000,000	2016/01/15
25425	UBS AG	China Mobile European Put Warrants Jul 2016 A	0.590	76.8800	2016/07/14	100,000,000	2016/01/15
25421	UBS AG	ICBC European Warrants Jul 2016 A	0.189	4.66 per unit	2016/07/22	100,000,000	2016/01/15
25422	UBS AG	ICBC European Warrants Sep 2016 A	0.168	4.99 per unit	2016/09/27	100,000,000	2016/01/15
25423	UBS AG	Ping An European Put Warrants Jul 2016 B	0.300	35.8800	2016/07/14	70,000,000	2016/01/15
25426	UBS AG	Tencent Holdings European Warrants Dec 2016 B	0.150	160.10 per 100 units	2016/12/21	300,000,000	2016/01/15
25463	Credit Suisse AG	Agricultural Bank European Wts Jul 2016 A	0.150	3.09 per unit	2016/07/05	70,000,000	2016/01/18
25462	Credit Suisse AG	BOCL European Warrants Jul 2016 B	0.150	3.38 per unit	2016/07/05	80,000,000	2016/01/18
25467	Credit Suisse AG	CC Bank European Warrants Aug 2016 B	0.300	5.18 per unit	2016/08/03	80,000,000	2016/01/18
25449	Credit Suisse AG	China Life European Warrants Aug 2016 C	0.280	21.8800	2016/08/05	80,000,000	2016/01/18
25471	Credit Suisse AG	HS H-SHARE European Warrants Aug 2016 B	0.360	97.2800	2016/08/05	70,000,000	2016/01/18
25447	Credit Suisse AG	HSI European Warrants Jul 2016 B	0.150	21,600 per 8,000 units	2016/07/28	150,000,000	2016/01/18
25469	Credit Suisse AG	ICBC European Warrants Jul 2016 B	0.250	4.50 per unit	2016/07/29	80,000,000	2016/01/18
25466	Credit Suisse AG	PetroChina European Warrants Aug 2016 C	0.370	4.92 per unit	2016/08/03	70,000,000	2016/01/18
25509	Bank of East Asia	BYD European Warrants Sep 2017 A	0.150	40.86 per 100 units	2017/09/01	80,000,000	2016/01/18
25522	Bank of East Asia	Ch Comm Cons European Wts Jul 2017 A	0.160	8.6900	2017/07/27	70,000,000	2016/01/18
25511	Bank of East Asia	R&F Ppt European Warrants Jul 2017 A	0.250	8.7770	2017/07/27	40,000,000	2016/01/18
25518	Bank of East Asia	HKEX European Warrants Dec 2016 A	0.250	182.80 per 100 units	2016/12/22	40,000,000	2016/01/18
25521	Bank of East Asia	HSBC European Warrants Sep 2016 A	0.270	58.8800	2016/09/21	40,000,000	2016/01/18
25524	Goldman Sachs SP (Asia)	AIA European Warrants Jul 2016 A	0.366	43.8800	2016/07/29	80,000,000	2016/01/18

Newly listed derivative warrants (continued)

Code	Issuer	Name of issue	Issue prices (HK\$)	Strike level/ Subscription price (HK\$) per 10 units	Subscription/ exercise period	Unit issued on initial listing	Listing date
25544	Goldman Sachs SP (Asia)	CITIC Sec European Wts Jul 2016 A	0.250	16.2800	2016/07/29	80,000,000	2016/01/18
25531	Goldman Sachs SP (Asia)	China Life Euro Wts Aug 2016 A	0.336	20.8000	2016/08/31	100,000,000	2016/01/18
25536	Goldman Sachs SP (Asia)	Minsheng Bank Euro Wts Aug 2016 A	0.608	7.28 per unit	2016/08/31	40,000,000	2016/01/18
25473	Goldman Sachs SP (Asia)	HSI European Warrants Jun 2016 F	0.168	20,000 per 9,000 units	2016/06/29	150,000,000	2016/01/18
25538	Goldman Sachs SP (Asia)	PetroChina European Wts Aug 2016 A	0.550	4.68 per unit	2016/08/31	80,000,000	2016/01/18
25532	Goldman Sachs SP (Asia)	Ping An European Wts Aug 2016 D	0.494	35.8800	2016/08/31	100,000,000	2016/01/18
25529	Goldman Sachs SP (Asia)	Sands China Euro Wts Aug 2016 A	0.279	23.0800	2016/08/31	80,000,000	2016/01/18
25525	Goldman Sachs SP (Asia)	Tencent European Wt Jun 2016 E	0.153	140.10 per 100 units	2016/06/27	300,000,000	2016/01/18
25444	HK Bank	CRCC European Warrants Nov 2016 A	0.150	10.4000	2016/11/30	80,000,000	2016/01/18
25442	HK Bank	Galaxy Ent European Warrants Jul 2016 A	0.250	23.3800	2016/07/29	80,000,000	2016/01/18
25441	HK Bank	Haitong Sec European Warrants Sep 2016 A	0.250	13.8800	2016/09/30	80,000,000	2016/01/18
25445	HK Bank	Stanchart European Warrants Sep 2016 A	0.400	64.8800	2016/09/02	50,000,000	2016/01/18
25457	J P Morgan SP BV	HSI European Warrants Jul 2016 E	0.251	20,800 per 6,500 units	2016/07/28	300,000,000	2016/01/18
25523	J P Morgan SP BV	Sands China European Put Wts Aug 2016 B	0.250	19.8000	2016/08/01	80,000,000	2016/01/18
25452	Macquarie Bank Ltd.	BOCL European Warrants Aug 2016 A	0.278	3.28 per unit	2016/08/02	36,000,000	2016/01/18
25545	Macquarie Bank Ltd.	BYD European Warrants Dec 2018 A	0.250	37.88 per 100 units	2018/12/04	40,000,000	2016/01/18
25453	Macquarie Bank Ltd.	China Life European Wts Aug 2016 B	0.362	20.8800	2016/08/02	28,000,000	2016/01/18
25502	Macquarie Bank Ltd.	China Mobile European Wts Jul 2016 C	0.180	100.8800	2016/07/05	56,000,000	2016/01/18
25504	Macquarie Bank Ltd.	China Mobile European Put Wts Aug 16 A	0.250	65.6800	2016/08/02	40,000,000	2016/01/18
25455	Macquarie Bank Ltd.	China Overseas European Wts Aug 2016 B	0.250	26.3300	2016/08/02	40,000,000	2016/01/18
25498	Macquarie Bank Ltd.	HSBC European Warrants Jul 2016 D	0.150	62.8800	2016/07/05	67,000,000	2016/01/18
25501	Macquarie Bank Ltd.	HSBC European Put Warrants Aug 2016 B	0.250	47.8800	2016/08/02	40,000,000	2016/01/18
25450	Macquarie Bank Ltd.	China Mengniu European Wts Nov 2016 A	0.250	13.8800	2016/11/02	40,000,000	2016/01/18
25505	Macquarie Bank Ltd.	New World Dev European Wts Sep 2016 A	0.466	7.88 per unit	2016/09/02	22,000,000	2016/01/18
25507	Macquarie Bank Ltd.	Towngas China European Wts Sep 2016 A	0.496	4.68 per unit	2016/09/12	21,000,000	2016/01/18
25508	Macquarie Bank Ltd.	China Vanke European Warrants Oct 16 A	0.250	25.8800	2016/10/04	40,000,000	2016/01/18
25478	SGA Societe Generale Acceptance N.V.	AIA Eur Wt Aug 2016 A	0.285	45.8800	2016/08/03	100,000,000	2016/01/18
25476	SGA Societe Generale Acceptance N.V.	BOCL Eu Wt Oct 2016 B	0.250	3.28 per unit	2016/10/05	100,000,000	2016/01/18
25474	SGA Societe Generale Acceptance N.V.	Ch Mob Eu Wt Aug 16 C	0.375	89.8800	2016/08/03	80,000,000	2016/01/18
25475	SGA Societe Generale Acceptance N.V.	Petch Eu Wt Sep 2016A	0.415	5 per unit	2016/09/05	60,000,000	2016/01/18
25446	SGA Societe Generale Acceptance N.V.	PICC P&C Eu Wt Dec16A	0.250	15.0000	2016/12/05	60,000,000	2016/01/18
25487	UBS AG	CKP European Warrants Jul 2016 B	0.355	51.8800	2016/07/18	50,000,000	2016/01/18
25491	UBS AG	China Life European Warrants Jul 2016 B	0.157	23.5500	2016/07/22	100,000,000	2016/01/18
25496	UBS AG	China Life European Warrants Jul 2016 C	0.250	22.2800	2016/07/25	100,000,000	2016/01/18
25494	UBS AG	Galaxy Ent European Warrants Jul 2016 B	0.290	22.3800	2016/07/18	70,000,000	2016/01/18
25493	UBS AG	HSCEI European Put Warrants Dec 2016 B	0.250	7,800 per 4,000 units	2016/12/29	200,000,000	2016/01/18
25479	UBS AG	HSI European Warrants Jul 2016 A	0.250	19,400 per 8,000 units	2016/07/28	300,000,000	2016/01/18
25483	UBS AG	HSI European Warrants Sep 2016 B	0.250	21,000 per 7,000 units	2016/09/29	300,000,000	2016/01/18
25485	UBS AG	HSI European Warrants Dec 2016 A	0.250	22,000 per 7,500 units	2016/12/29	300,000,000	2016/01/18
25486	UBS AG	HSI European Put Warrants Dec 2016 B	0.250	18,000 per 7,500 units	2016/12/29	300,000,000	2016/01/18
25488	UBS AG	KECL European Warrants Jul 2016 A	0.530	6.68 per unit	2016/07/18	20,000,000	2016/01/18
25490	UBS AG	Sands China European Warrants Sep 2016 A	0.250	23.8800	2016/09/08	70,000,000	2016/01/18
25585	BNP Paribas Arbit Issu B.V.	Ch Mobile Euro Wts Jul 2016 C	0.340	90.0000	2016/07/05	40,000,000	2016/01/19

Newly listed derivative warrants (continued)

Code	Issuer	Name of issue	Issue prices (HK\$)	Strike level/ Subscription price (HK\$) per 10 units	Subscription/ exercise period	Unit issued on initial listing	Listing date
25595	BNP Paribas Arbit Issu B.V.	HSBC European Wts Sep 2016 A	0.210	62.0000	2016/09/02	50,000,000	2016/01/19
25598	BNP Paribas Arbit Issu B.V.	PetroCh Euro Wts Aug 2016 C	0.380	4.98 per unit	2016/08/02	40,000,000	2016/01/19
25599	Credit Suisse AG	HSI European Warrants Jun 2016 C	0.150	20,000 per 9,000 units	2016/06/29	150,000,000	2016/01/19
25600	Credit Suisse AG	HSI European Warrants Aug 2016 A	0.250	20,600 per 7,200 units	2016/08/30	150,000,000	2016/01/19
25611	Goldman Sachs SP (Asia)	China Life Euro Put Wts Dec 2016 A	0.268	18.3800	2016/12/29	60,000,000	2016/01/19
25604	Goldman Sachs SP (Asia)	China Mobile Eu Put Wts Aug 2016 A	0.464	69.9000	2016/08/30	80,000,000	2016/01/19
25617	Goldman Sachs SP (Asia)	HKEX European Put Wts Jun 2016 E	0.152	168 per 100 units	2016/06/30	150,000,000	2016/01/19
25547	Goldman Sachs SP (Asia)	HSCEI European Put Wts Dec 2016 B	0.250	7,400 per 3,800 units	2016/12/29	150,000,000	2016/01/19
25548	Goldman Sachs SP (Asia)	HSI European Put Wts Sep 2016 A	0.258	18,400 per 7,000 units	2016/09/29	150,000,000	2016/01/19
25606	Goldman Sachs SP (Asia)	Ping An Euro Put Wts Aug 2016 E	0.299	31.8000	2016/08/30	80,000,000	2016/01/19
25554	HK Bank	CAM CSI300 European Warrants Sep 2016 A	0.400	39.8800	2016/09/30	80,000,000	2016/01/19
25551	HK Bank	BOCL European Warrants Aug 2016 C	0.250	3.20 per unit	2016/08/31	80,000,000	2016/01/19
25550	HK Bank	BYD European Warrants Aug 2017 A	0.150	40.93 per 100 units	2017/08/31	100,000,000	2016/01/19
25562	J P Morgan SP BV	HSCEI European Wts Jul 2016 D	0.150	8,500 per 5,000 units	2016/07/28	200,000,000	2016/01/19
25618	J P Morgan SP BV	HSI European Warrants Jun 2016 F	0.150	20,000 per 9,000 units	2016/06/29	300,000,000	2016/01/19
25561	J P Morgan SP BV	HSI European Warrants Jul 2016 F	0.250	19,000 per 8,800 units	2016/07/28	300,000,000	2016/01/19
25619	J P Morgan SP BV	PetroChina European Warrants Aug 2016 C	0.410	4.75 per unit	2016/08/31	80,000,000	2016/01/19
25549	Macquarie Bank Ltd.	CKH European Warrants Aug 2016 A	0.836	100.8800	2016/08/02	12,000,000	2016/01/19
25557	Macquarie Bank Ltd.	Evergrande European Wts Oct 2016 A	0.176	6.6800	2016/10/21	60,000,000	2016/01/19
25559	Macquarie Bank Ltd.	Longfor PPT European Wts Aug 2017 A	0.250	11.8800	2017/08/02	40,000,000	2016/01/19
25570	Macquarie Bank Ltd.	Tencent European Warrants Aug 2016 A	0.417	185.0000	2016/08/02	24,000,000	2016/01/19
25563	SGA Societe Generale Acceptance N.V.	CLife Eu Wt Nov 2016 A	0.295	21.8800	2016/11/03	150,000,000	2016/01/19
25566	SGA Societe Generale Acceptance N.V.	CLife Eu Put Wt Sep16B	0.250	20.0000	2016/09/05	150,000,000	2016/01/19
25567	SGA Societe Generale Acceptance N.V.	HKEX Eu Wt Oct 2016 B	0.250	178 per 100 units	2016/10/05	200,000,000	2016/01/19
25569	SGA Societe Generale Acceptance N.V.	HKEX Eu Wt Jan 2017 A	0.250	188 per 100 units	2017/01/05	200,000,000	2016/01/19
25580	UBS AG	China Mobile European Warrants Jul 2016 B	0.450	85.8800	2016/07/18	100,000,000	2016/01/19
25577	UBS AG	CNOOC European Warrants Dec 2018 A	0.176	7.5100	2018/12/19	100,000,000	2016/01/19
25575	UBS AG	HKEX European Warrants Jun 2016 H	0.225	170.10 per 100 units	2016/06/02	300,000,000	2016/01/19
25574	UBS AG	HKEX European Warrants Oct 2016 B	0.250	178 per 100 units	2016/10/31	300,000,000	2016/01/19
25584	UBS AG	HSBC European Warrants Jul 2016 A	0.255	58.0000	2016/07/18	100,000,000	2016/01/19
25579	UBS AG	HSI European Put Warrants Sep 2016 C	0.250	18,400 per 7,500 units	2016/09/29	300,000,000	2016/01/19
25583	UBS AG	Ping An European Warrants Jul 2016 C	0.310	38.0000	2016/07/18	100,000,000	2016/01/19
25634	BOCI Asia Ltd.	AIA European Warrants Aug 2016 A	0.320	45.0000	2016/08/08	100,000,000	2016/01/20
25642	BOCI Asia Ltd.	CAM CSI300 European Warrants Sep 2016 A	0.370	40.8800	2016/09/05	100,000,000	2016/01/20
25633	BOCI Asia Ltd.	BYD European Warrants Aug 2017 A	0.150	40.88 per 100 units	2017/08/28	100,000,000	2016/01/20
25638	BOCI Asia Ltd.	China Life European Warrants Jul 2016 B	0.150	23.5000	2016/07/28	100,000,000	2016/01/20
25639	BOCI Asia Ltd.	China Life European Put Warrants Aug 2016 A	0.250	20.2800	2016/08/15	100,000,000	2016/01/20
25631	BOCI Asia Ltd.	China Mobile European Warrants Aug 2016 A	0.380	88.8000	2016/08/08	100,000,000	2016/01/20
25629	BOCI Asia Ltd.	HKEX European Warrants Dec 2016 A	0.250	188.88 per 100 units	2016/12/19	100,000,000	2016/01/20
25636	BOCI Asia Ltd.	Ping An European Warrants Aug 2016 A	0.290	38.8800	2016/08/22	100,000,000	2016/01/20
25635	BOCI Asia Ltd.	Sands China European Warrants Aug 2016 A	0.250	24.2800	2016/08/29	100,000,000	2016/01/20
25655	BNP Paribas Arbit Issu B.V.	CAM CSI300 Euro Wts Aug 2016 A	0.250	41.8800	2016/08/02	50,000,000	2016/01/20
25654	BNP Paribas Arbit Issu B.V.	CSOP A50 ETF Eu Wts Jan 2017 B	0.150	11.1600	2017/01/03	150,000,000	2016/01/20

Newly listed derivative warrants (continued)

Code	Issuer	Name of issue	Issue prices (HK\$)	Strike level/ Subscription price (HK\$) per 10 units	Subscription/ exercise period	Unit issued on initial listing	Listing date
25653	BNP Paribas Arbit Issu B.V.	Tracker Fund Euro Wts Apr 17 A	0.160	22.0000	2017/04/03	70,000,000	2016/01/20
25658	Credit Suisse AG	China Life European Put Wts Aug 2016 D	0.250	19.6800	2016/08/05	60,000,000	2016/01/20
25657	Credit Suisse AG	China Mobile European Put Wts Aug 2016 C	0.320	68.8800	2016/08/05	60,000,000	2016/01/20
25659	Credit Suisse AG	Ping An European Put Warrants Sep 2016 B	0.260	30.8800	2016/09/19	60,000,000	2016/01/20
25675	Goldman Sachs SP (Asia)	CITIC European Warrants Jul 2017 A	0.252	11.9800	2017/07/28	80,000,000	2016/01/20
25671	Goldman Sachs SP (Asia)	A50 China Euro Put Wts Dec 2017 B	0.205	8.8800	2017/12/29	80,000,000	2016/01/20
25677	Goldman Sachs SP (Asia)	HSBC European Warrants Jun 2016 C	0.214	58.9300	2016/06/02	100,000,000	2016/01/20
25664	Goldman Sachs SP (Asia)	HSCEI European Warrants Jul 2016 B	0.250	8,200 per 4,000 units	2016/07/28	150,000,000	2016/01/20
25660	Goldman Sachs SP (Asia)	HSI European Warrants Jul 2016 C	0.256	19,000 per 8,000 units	2016/07/28	150,000,000	2016/01/20
25662	Goldman Sachs SP (Asia)	HSI European Warrants Jul 2016 D	0.257	19,600 per 7,000 units	2016/07/28	150,000,000	2016/01/20
25673	Goldman Sachs SP (Asia)	Tracker Fund European Wts Dec 16 A	0.270	18.8000	2016/12/29	80,000,000	2016/01/20
25621	HK Bank	China Mobile European Put Warrants Jun 2018 A	0.220	88.83 per 100 units	2018/06/29	100,000,000	2016/01/20
25622	HK Bank	HKEX European Put Warrants Dec 2016 A	0.250	163.88 per 100 units	2016/12/30	100,000,000	2016/01/20
25627	HK Bank	HSCEI European Put Warrants Sep 2016 A	0.250	7,800 per 4,000 units	2016/09/29	180,000,000	2016/01/20
25625	HK Bank	HSI European Put Warrants Sep 2016 A	0.250	17,600 per 6,000 units	2016/09/29	180,000,000	2016/01/20
25624	HK Bank	Ping An European Warrants Jun 2016 B	0.150	43.0500	2016/06/27	80,000,000	2016/01/20
25623	HK Bank	Ping An European Warrants Jul 2016 A	0.250	38.3800	2016/07/29	80,000,000	2016/01/20
25620	HK Bank	Tencent European Put Warrants Sep 2016 B	0.150	129.98 per 100 units	2016/09/30	100,000,000	2016/01/20
25669	J P Morgan SP BV	China Life European Put Wts Oct 2016 B	0.250	19.5000	2016/10/03	100,000,000	2016/01/20
25645	J P Morgan SP BV	HSI European Put Warrants Apr 2016 H	0.150	19,200 per 7,200 units	2016/04/28	300,000,000	2016/01/20
25651	Macquarie Bank Ltd.	BOCHK European Warrants May 2017 A	0.250	26.0000	2017/05/04	40,000,000	2016/01/20
25652	Macquarie Bank Ltd.	China Life European Put Warrants Oct16A	0.250	19.4800	2016/10/04	40,000,000	2016/01/20
25650	Macquarie Bank Ltd.	Tencent European Put Wts Aug 2016 B	0.556	109.8800	2016/08/02	18,000,000	2016/01/20
19309 [#]	Goldman Sachs SP (Asia)	Ping An European Wts Dec 2016 A	0.060	83.18 per 100 units	2016/12/30	190,000,000	2016/01/20
25679	BNP Paribas Arbit Issu B.V.	HSI European Wts Aug 2016 C	0.150	21,400 per 6,800 units	2016/08/30	100,000,000	2016/01/21
25691	Goldman Sachs SP (Asia)	China Mobile Eu Put Wts Jun 2018 A	0.219	88.88 per 100 units	2018/06/28	200,000,000	2016/01/21
25692	Goldman Sachs SP (Asia)	HKEX European Warrants Nov 2016 B	0.250	182 per 100 units	2016/11/14	300,000,000	2016/01/21
25689	J P Morgan SP BV	BOCL European Warrants Oct 2016 B	0.251	3.30 per unit	2016/10/03	100,000,000	2016/01/21
25688	J P Morgan SP BV	China Life European Warrants Sep 2016 B	0.251	22.0800	2016/09/02	100,000,000	2016/01/21
25701	J P Morgan SP BV	HSBC European Warrants Oct 2016 A	0.251	57.5000	2016/10/03	100,000,000	2016/01/21
25699	J P Morgan SP BV	HSCEI European Put Warrants Oct 2016 A	0.251	7,600 per 4,000 units	2016/10/28	200,000,000	2016/01/21
25686	J P Morgan SP BV	HSI European Warrants Sep 2016 A	0.250	18,000 per 11,000 units	2016/09/29	300,000,000	2016/01/21
25698	J P Morgan SP BV	HSI European Put Warrants Aug 2016 C	0.250	18,400 per 7,000 units	2016/08/30	300,000,000	2016/01/21
25702	J P Morgan SP BV	PetroChina European Put Warrants Sep 16 A	0.428	4 per unit	2016/09/01	100,000,000	2016/01/21
25700	J P Morgan SP BV	Ping An European Warrants Oct 2016 B	0.341	38.5000	2016/10/03	100,000,000	2016/01/21
25690	J P Morgan SP BV	Sands China European Warrants Sep 2016 A	0.250	23.2800	2016/09/02	100,000,000	2016/01/21
25684	J P Morgan SP BV	Tracker Fund European Warrants Oct 2017 A	0.250	21.0000	2017/10/03	100,000,000	2016/01/21
25694	Macquarie Bank Ltd.	CC Bank European Warrants Aug 2016 A	0.347	5.26 per unit	2016/08/02	29,000,000	2016/01/21
25695	Macquarie Bank Ltd.	Foxconn European Warrants Dec 2016 A	0.500	3.28 per unit	2016/12/02	20,000,000	2016/01/21
25693	Macquarie Bank Ltd.	Tencent European Warrants Aug 2016 C	0.911	155.0000	2016/08/02	11,000,000	2016/01/21
25710	BOCI Asia Ltd.	A50 China European Warrants Dec 2017 A	0.170	9.3900	2017/12/27	100,000,000	2016/01/22
25706	BOCI Asia Ltd.	HSBC European Warrants Aug 2016 A	0.250	58.8800	2016/08/05	100,000,000	2016/01/22
25709	BOCI Asia Ltd.	HSBC European Put Warrants Jul 2016 B	0.350	53.2800	2016/07/12	100,000,000	2016/01/22

Newly listed derivative warrants (continued)

Code	Issuer	Name of issue	Issue prices (HK\$)	Strike level/ Subscription price (HK\$) per 10 units	Subscription/ exercise period	Unit issued on initial listing	Listing date
25712	BOCI Asia Ltd.	HSI European Warrants Jul 2016 A	0.170	20,400 per 7,000 units	2016/07/28	100,000,000	2016/01/22
25713	BOCI Asia Ltd.	HSI European Put Warrants Oct 2016 A	0.250	18,800 per 7,500 units	2016/10/28	100,000,000	2016/01/22
25727	BNP Paribas Arbit Issu B.V.	CITIC Sec Euro Wts Aug 2016 A	0.250	16.5000	2016/08/02	40,000,000	2016/01/22
25723	BNP Paribas Arbit Issu B.V.	HSBC European Wts Aug 2016 B	0.210	60.0000	2016/08/02	50,000,000	2016/01/22
25726	BNP Paribas Arbit Issu B.V.	HSBC Euro Put Wts Sep 2016 B	0.320	50.0000	2016/09/02	40,000,000	2016/01/22
25741	Credit Suisse AG	Ch Overseas European Warrants Aug 2016 A	0.250	23.8800	2016/08/03	50,000,000	2016/01/22
25740	Credit Suisse AG	Galaxy Ent European Warrants Aug 2016 A	0.260	22.7800	2016/08/03	80,000,000	2016/01/22
25737	Credit Suisse AG	Sands China European Warrants Aug 2016 A	0.200	23.9300	2016/08/03	80,000,000	2016/01/22
25720	Goldman Sachs SP (Asia)	HSI European Warrants May 2016 D	0.153	19,600 per 10,000 units	2016/05/30	150,000,000	2016/01/22
25714	Goldman Sachs SP (Asia)	HSI European Put Wts Apr 2016 I	0.182	19,800 per 8,000 units	2016/04/28	150,000,000	2016/01/22
25722	HK Bank	HSI European Warrants Jun 2016 G	0.150	20,088 per 9,000 units	2016/06/29	180,000,000	2016/01/22
25721	HK Bank	HSI European Put Warrants Apr 2016 H	0.150	18,488 per 6,000 units	2016/04/28	180,000,000	2016/01/22
25765	J P Morgan SP BV	CC Bank European Wts Sep 2016 B	0.250	5 per unit	2016/09/30	100,000,000	2016/01/22
25764	J P Morgan SP BV	Ping An European Warrants Aug 2016 C	0.250	40.5000	2016/08/15	120,000,000	2016/01/22
25766	J P Morgan SP BV	Tencent European Warrants Jun 2016 B	0.531	155.8800	2016/06/02	200,000,000	2016/01/22
25749	Macquarie Bank Ltd.	Bank of EA European Wts Jan 2017 A	0.250	26.3800	2017/01/04	40,000,000	2016/01/22
25763	Macquarie Bank Ltd.	CNOOC European Warrants Sep 2016 B	0.834	7.78 per unit	2016/09/02	12,000,000	2016/01/22
25753	Macquarie Bank Ltd.	CPIC European Warrants Oct 2016 A	0.250	36.3300	2016/10/04	40,000,000	2016/01/22
25745	Macquarie Bank Ltd.	CSOP A50 ETF European Wts Jan 2017 B	0.167	11.1600	2017/01/04	60,000,000	2016/01/22
25742	Macquarie Bank Ltd.	A50 China European Warrants Jan 2018 B	0.200	9.3800	2018/01/03	50,000,000	2016/01/22
25747	Macquarie Bank Ltd.	HS H-SHARE European Warrants Aug 2016 A	0.255	108.8800	2016/08/02	40,000,000	2016/01/22
25728	SGA Societe Generale Acceptance N.V.	CCB Eur Wt Sep 2016 B	0.320	5 per unit	2016/09/05	100,000,000	2016/01/22
25732	SGA Societe Generale Acceptance N.V.	CMob Eu Put Wt Aug16D	0.290	68.0000	2016/08/03	80,000,000	2016/01/22
25734	SGA Societe Generale Acceptance N.V.	HSBC Eu Put Wt Sep16 A	0.325	50.0000	2016/09/05	100,000,000	2016/01/22
25729	SGA Societe Generale Acceptance N.V.	ICBC Eu Wt Sep 2016 B	0.270	4.28 per unit	2016/09/05	100,000,000	2016/01/22
25756	UBS AG	CC Bank European Warrants Jul 2016 C	0.270	5.08 per unit	2016/07/29	100,000,000	2016/01/22
25758	UBS AG	China Life European Warrants Aug 2016 A	0.250	20.8800	2016/08/01	100,000,000	2016/01/22
25760	UBS AG	China Life European Warrants Aug 2016 B	0.325	18.8800	2016/08/08	100,000,000	2016/01/22
25761	UBS AG	Hang Seng Bank European Warrants Aug 2016 A	0.500	148.8800	2016/08/22	20,000,000	2016/01/22
25757	UBS AG	HSCEI European Warrants Dec 2016 C	0.250	8,000 per 5,000 units	2016/12/29	200,000,000	2016/01/22
25762	UBS AG	ICBC European Warrants Jul 2016 B	0.150	4.49 per unit	2016/07/29	100,000,000	2016/01/22
25754	UBS AG	SHK Ppt European Warrants Jul 2016 A	0.660	90.8800	2016/07/21	50,000,000	2016/01/22
25775	BNP Paribas Arbit Issu B.V.	China Life Euro Wts Jul 2017 A	0.270	22.88 per units	2017/07/04	60,000,000	2016/01/25
25776	BNP Paribas Arbit Issu B.V.	HSBC European Wts Jul 2017 A	0.290	63 per units	2017/07/04	50,000,000	2016/01/25
25770	BNP Paribas Arbit Issu B.V.	Ping An European Wt Jun 2017 A	0.360	43.18 per units	2017/06/02	40,000,000	2016/01/25
25777	BNP Paribas Arbit Issu B.V.	Tencent Hldgs Eu Wt Jul 2017 A	0.250	148 per units	2017/07/04	100,000,000	2016/01/25
25769	Goldman Sachs SP (Asia)	HKEX European Warrants Jun 2016 F	0.189	170.10 per units	2016/06/02	300,000,000	2016/01/25
25818	Goldman Sachs SP (Asia)	HSBC European Warrants Jul 2016 C	0.302	55 per units	2016/07/28	80,000,000	2016/01/25
25819	J P Morgan SP BV	BEA European Warrants Feb 2017 A	0.254	25.88 per units	2017/02/01	60,000,000	2016/01/25
25823	J P Morgan SP BV	CITIC Bank European Warrants Sep 2016 A	0.315	4.68 per unit	2016/09/02	100,000,000	2016/01/25
25790	J P Morgan SP BV	China Life European Warrants Aug 2016 B	0.219	20.88 per units	2016/08/01	100,000,000	2016/01/25
25820	J P Morgan SP BV	Henderson Land Dev European Wt Oct 2016 A	0.274	46.88 per units	2016/10/04	60,000,000	2016/01/25
25785	J P Morgan SP BV	HSCEI European Wts Sep 2016 A	0.250	8,000 per 4,000 units	2016/09/29	200,000,000	2016/01/25

Newly listed derivative warrants (continued)

Code	Issuer	Name of issue	Issue prices (HK\$)	Strike level/ Subscription price (HK\$) per 10 units	Subscription/ exercise period	Unit issued on initial listing	Listing date
25787	J P Morgan SP BV	HSI European Warrants Aug 2016 D	0.250	20,200 per 6,000 units	2016/08/30	300,000,000	2016/01/25
25824	J P Morgan SP BV	ICBC European Warrants Oct 2016 B	0.255	4.30 per unit	2016/10/04	100,000,000	2016/01/25
25825	J P Morgan SP BV	KECL European Warrants Jul 2018 A	0.150	5.69 per units	2018/07/03	200,000,000	2016/01/25
25822	J P Morgan SP BV	MTRC European Warrants Oct 2016 A	0.254	38.88 per units	2016/10/03	60,000,000	2016/01/25
10376	J P Morgan SP BV	N225 Index Euro Wts Mar 2017 A	0.252	18,000 per 450 units	2017/03/10	100,000,000	2016/01/25
25821	J P Morgan SP BV	SHK Ppt European Warrants Jul 2016 A	0.270	95 per units	2016/07/25	60,000,000	2016/01/25
25791	J P Morgan SP BV	Tencent European Warrants Jun 2016 C	0.150	136.88 per units	2016/06/15	200,000,000	2016/01/25
25826	J P Morgan SP BV	ZTE European Warrants Mar 2017 A	0.253	15.88 per units	2017/03/01	60,000,000	2016/01/25
25784	Macquarie Bank Ltd.	China Life European Wts Sep 2016 A	0.358	18.88 per units	2016/09/02	28,000,000	2016/01/25
25794	Macquarie Bank Ltd.	Haier Elec European Wts Mar 2017 A	0.358	13.88 per units	2017/03/16	28,000,000	2016/01/25
25783	Macquarie Bank Ltd.	HKEX European Warrants Jun 2016 B	0.200	170 per units	2016/06/02	50,000,000	2016/01/25
25782	Macquarie Bank Ltd.	HKEX European Warrants Nov 2016 A	0.250	178.38 per units	2016/11/02	40,000,000	2016/01/25
25805	Macquarie Bank Ltd.	HKEX European Put Warrants Nov 2016 B	0.250	163.88 per units	2016/11/02	40,000,000	2016/01/25
25806	Macquarie Bank Ltd.	Ping An European Warrants Oct 2016 A	0.250	41.33 per units	2016/10/04	40,000,000	2016/01/25
25810	SGA Societe Generale Acceptance N.V.	CNOOC Eu Wt Jan 2019A	0.150	7.50 per units	2019/01/04	300,000,000	2016/01/25
25779	SGA Societe Generale Acceptance N.V.	HSBC Eu Wt Oct 2016 B	0.325	57.50 per units	2016/10/05	100,000,000	2016/01/25
25808	SGA Societe Generale Acceptance N.V.	HSI Eu Put Wt Jun 16 H	0.215	19,000 per 7,000 units	2016/06/29	150,000,000	2016/01/25
25807	SGA Societe Generale Acceptance N.V.	HSI Eu Put Wt Dec 16 A	0.225	18,000 per 7,500 units	2016/12/29	150,000,000	2016/01/25
25780	SGA Societe Generale Acceptance N.V.	Ping An Eu Wt Sep 16 D	0.250	40 per units	2016/09/05	120,000,000	2016/01/25
25809	SGA Societe Generale Acceptance N.V.	Tencent Eu Wt Jan 17 D	0.185	138 per units	2017/01/05	500,000,000	2016/01/25
25801	UBS AG	Agricultural Bank European Warrants Sep 2016 A	0.157	3.01 per unit	2016/09/23	70,000,000	2016/01/25
25802	UBS AG	CITIC Bank European Warrants Aug 2016 A	0.255	4.88 per unit	2016/08/08	40,000,000	2016/01/25
25798	UBS AG	HKEX European Warrants Sep 2016 A	0.250	170 per units	2016/09/19	300,000,000	2016/01/25
25796	UBS AG	HSCEI European Warrants Sep 2016 B	0.250	8,200 per 4,800 units	2016/09/29	200,000,000	2016/01/25
25797	UBS AG	HSCEI European Warrants Dec 2016 D	0.250	9,000 per 4,500 units	2016/12/29	200,000,000	2016/01/25
25803	UBS AG	HSI European Warrants Sep 2016 D	0.250	20,200 per 8,300 units	2016/09/29	300,000,000	2016/01/25
25804	UBS AG	HSI European Warrants Sep 2016 E	0.250	19,600 per 9,300 units	2016/09/29	300,000,000	2016/01/25
25838	BOCI Asia Ltd.	CNOOC European Warrants Aug 2016 B	0.580	7.60 per unit	2016/08/17	100,000,000	2016/01/26
25831	BOCI Asia Ltd.	Sinopec Corp European Warrants Aug 2016 A	0.340	4.50 per unit	2016/08/12	100,000,000	2016/01/26
25841	BNP Paribas Arbit Issu B.V.	HKEX European Wts Jun 2016 D	0.170	170 per 100 units	2016/06/02	60,000,000	2016/01/26
25840	BNP Paribas Arbit Issu B.V.	HKEX European Wts Oct 2016 B	0.190	178 per 100 units	2016/10/04	60,000,000	2016/01/26
25850	Credit Suisse AG	CNOOC European Warrants Aug 2016 A	0.470	8.08 per unit	2016/08/03	60,000,000	2016/01/26
25842	Credit Suisse AG	HKEX European Warrants Jun 2016 G	0.150	170.10 per 100 units	2016/06/02	180,000,000	2016/01/26
25853	Credit Suisse AG	HSBC European Put Warrants Aug 2016 B	0.320	49.8000	2016/08/02	60,000,000	2016/01/26
25848	Credit Suisse AG	Stanchart European Warrants Jul 2016 A	0.470	58.8800	2016/07/29	50,000,000	2016/01/26
25827	Bank of East Asia	CNOOC European Warrants Dec 2018 A	0.163	7.2900	2018/12/11	65,000,000	2016/01/26
25871	Goldman Sachs SP (Asia)	China Life Euro Wts Jul 2016 C	0.416	18.0800	2016/07/28	80,000,000	2016/01/26
25867	Goldman Sachs SP (Asia)	China Mobile Euro Wts Nov 2016 B	0.154	73.90 per 100 units	2016/11/30	200,000,000	2016/01/26
25870	Goldman Sachs SP (Asia)	Ping An European Wts Jul 2016 C	0.725	32.0000	2016/07/28	80,000,000	2016/01/26
25866	Goldman Sachs SP (Asia)	Tencent European Wt Jul 2016 A	0.253	125 per 100 units	2016/07/28	200,000,000	2016/01/26
25860	J P Morgan SP BV	Ch Railway Cons European Wts Sep 2016 A	0.151	7.8800	2016/09/30	80,000,000	2016/01/26
25862	J P Morgan SP BV	A50 China European Warrants Aug 2016 C	0.565	10.50 per unit	2016/08/01	100,000,000	2016/01/26
25858	J P Morgan SP BV	HKEX European Put Wts Nov 2016 B	0.250	158.88 per 100 units	2016/11/02	100,000,000	2016/01/26

Newly listed derivative warrants (continued)

Code	Issuer	Name of issue	Issue prices (HK\$)	Strike level/ Subscription price (HK\$) per 10 units	Subscription/ exercise period	Unit issued on initial listing	Listing date
25859	J P Morgan SP BV	HSBC European Put Warrants Sep 2016 B	0.300	48.8800	2016/09/01	100,000,000	2016/01/26
25861	J P Morgan SP BV	China Mengniu European Wts Dec 2016 A	0.250	12.8800	2016/12/01	60,000,000	2016/01/26
25847	Macquarie Bank Ltd.	CITIC Bank European Wts Oct 2016 A	0.305	5.80 per unit	2016/10/04	33,000,000	2016/01/26
25844	Macquarie Bank Ltd.	ICBC European Warrants Sep 2016 A	0.250	4.38 per unit	2016/09/02	40,000,000	2016/01/26
25843	Macquarie Bank Ltd.	ICBC European Warrants Nov 2016 A	0.250	4.68 per unit	2016/11/02	40,000,000	2016/01/26
25839	Macquarie Bank Ltd.	Ping An European Put Warrants Aug 16 A	0.250	31.3800	2016/08/02	40,000,000	2016/01/26
25854	UBS AG	BOC HK European Warrants Mar 2017 A	0.250	25.8800	2017/03/21	80,000,000	2016/01/26
25856	UBS AG	ZTE European Warrants Nov 2016 A	0.250	16.3800	2016/11/08	40,000,000	2016/01/26
25885	BNP Paribas Arbit Issu B.V.	BOCL European Wts Oct 2016 B	0.250	3.25 per unit	2016/10/04	50,000,000	2016/01/27
25874	BNP Paribas Arbit Issu B.V.	CC Bank Euro Wts Aug 2016 C	0.260	5.08 per unit	2016/08/02	50,000,000	2016/01/27
25886	BNP Paribas Arbit Issu B.V.	China Life Euro Wts Nov 2016 A	0.250	22.0000	2016/11/02	60,000,000	2016/01/27
25922	BNP Paribas Arbit Issu B.V.	HSCEI Euro Put Wts Sep 2016 A	0.250	7,600 per 4,000 units	2016/09/29	100,000,000	2016/01/27
25910	BNP Paribas Arbit Issu B.V.	HSI European Wts Jul 2016 C	0.190	19,600 per 7,000 units	2016/07/28	100,000,000	2016/01/27
25883	BNP Paribas Arbit Issu B.V.	ICBC European Wts Aug 2016 A	0.250	4.28 per unit	2016/08/02	50,000,000	2016/01/27
25919	Credit Suisse AG	HSI European Warrants Jul 2016 C	0.150	19,000 per 8,800 units	2016/07/28	150,000,000	2016/01/27
25921	Credit Suisse AG	Ping An European Warrants Aug 2016 E	0.340	35.9800	2016/08/03	80,000,000	2016/01/27
25948	Goldman Sachs SP (Asia)	HSI European Warrants Aug 2016 A	0.250	18,400 per 8,000 units	2016/08/30	150,000,000	2016/01/27
25949	Goldman Sachs SP (Asia)	HSI European Warrants Aug 2016 B	0.151	20,600 per 7,200 units	2016/08/30	150,000,000	2016/01/27
25895	HK Bank	CC Bank European Warrants Aug 2016 C	0.300	4.88 per unit	2016/08/31	80,000,000	2016/01/27
25893	HK Bank	China Life European Warrants Jul 2016 B	0.180	22.3300	2016/07/18	100,000,000	2016/01/27
25894	HK Bank	HKEX European Warrants Sep 2016 B	0.190	178.08 per 100 units	2016/09/30	180,000,000	2016/01/27
25908	HK Bank	HSCEI European Warrants Jul 2016 C	0.150	8,238 per 4,000 units	2016/07/28	180,000,000	2016/01/27
25898	HK Bank	HSI European Warrants Jul 2016 B	0.180	19,088 per 8,800 units	2016/07/28	180,000,000	2016/01/27
25909	HK Bank	HSI European Warrants Jul 2016 C	0.150	19,488 per 8,000 units	2016/07/28	180,000,000	2016/01/27
25892	HK Bank	Jiangxi Copper European Warrants Nov 2017 A	0.180	9.8900	2017/11/27	80,000,000	2016/01/27
25887	HK Bank	KECL European Warrants Jun 2018 A	0.150	5.6900	2018/06/29	80,000,000	2016/01/27
25890	HK Bank	PICC European Warrants Nov 2016 A	0.180	15.0200	2016/11/28	80,000,000	2016/01/27
25896	HK Bank	Ping An European Warrants Jul 2016 B	0.250	40.8800	2016/07/29	80,000,000	2016/01/27
25907	J P Morgan SP BV	Anhui Conch European Warrants Nov 2016 A	0.250	18.8800	2016/11/01	80,000,000	2016/01/27
25945	J P Morgan SP BV	Agricultural Bk Euro Warrants Aug 2016 A	0.156	2.88 per unit	2016/08/01	100,000,000	2016/01/27
25935	J P Morgan SP BV	AIA European Warrants Aug 2016 B	0.269	43.2800	2016/08/01	100,000,000	2016/01/27
25943	J P Morgan SP BV	CITIC Sec European Warrants Aug 2016 B	0.203	16.2800	2016/08/01	100,000,000	2016/01/27
25947	J P Morgan SP BV	Sinopec Corp European Warrants Aug 2016 B	0.386	4.18 per unit	2016/08/30	100,000,000	2016/01/27
25905	J P Morgan SP BV	CSOP A50 ETF European Warrants Dec 2016 C	0.152	10.8800	2016/12/01	200,000,000	2016/01/27
25906	J P Morgan SP BV	A50 China European Warrants Dec 2017 A	0.179	9.3800	2017/12/29	200,000,000	2016/01/27
25933	J P Morgan SP BV	Galaxy Ent European Warrants Aug 2016 B	0.250	23.2800	2016/08/02	100,000,000	2016/01/27
25936	J P Morgan SP BV	HKEX European Warrants Oct 2016 A	0.155	178 per 100 units	2016/10/03	200,000,000	2016/01/27
25940	J P Morgan SP BV	HKEX European Warrants Nov 2016 C	0.251	160 per 100 units	2016/11/01	200,000,000	2016/01/27
25931	J P Morgan SP BV	HSBC European Warrants Aug 2016 A	0.255	54.8800	2016/08/01	100,000,000	2016/01/27
25903	J P Morgan SP BV	HSCEI European Wts Aug 2016 A	0.251	7,500 per 5,500 units	2016/08/30	200,000,000	2016/01/27
25902	J P Morgan SP BV	HSI European Warrants Aug 2016 E	0.252	18,600 per 10,000 units	2016/08/30	300,000,000	2016/01/27
25901	J P Morgan SP BV	HSI European Warrants Sep 2016 B	0.251	19,200 per 8,000 units	2016/09/29	300,000,000	2016/01/27
25946	J P Morgan SP BV	HSI European Put Warrants Aug 2016 F	0.255	17,800 per 7,200 units	2016/08/30	300,000,000	2016/01/27

Newly listed derivative warrants (continued)

Code	Issuer	Name of issue	Issue prices (HK\$)	Strike level/ Subscription price (HK\$) per 10 units	Subscription/ exercise period	Unit issued on initial listing	Listing date
25941	J P Morgan SP BV	PetroChina European Warrants Aug 2016 D	0.415	4.48 per unit	2016/08/02	100,000,000	2016/01/27
25926	SGA Societe Generale Acceptance N.V.	AIA Eur Wt Oct 2016 B	0.395	41.8800	2016/10/05	100,000,000	2016/01/27
25912	SGA Societe Generale Acceptance N.V.	CLife Eu Wt Aug 2016 E	0.290	19.8800	2016/08/03	150,000,000	2016/01/27
25929	SGA Societe Generale Acceptance N.V.	CP&CC Eu Wt Sep 2016A	0.340	4.35 per unit	2016/09/05	80,000,000	2016/01/27
25924	SGA Societe Generale Acceptance N.V.	Galaxy Ent Eu Wt Nov16A	0.390	20.8800	2016/11/03	80,000,000	2016/01/27
25927	SGA Societe Generale Acceptance N.V.	HSBC Eu Wt Aug 2016 B	0.320	54.5000	2016/08/03	100,000,000	2016/01/27
25915	SGA Societe Generale Acceptance N.V.	HSI Eur Wt Jul 2016 C	0.155	19,000 per 8,800 units	2016/07/28	150,000,000	2016/01/27
25913	SGA Societe Generale Acceptance N.V.	HSI Eur Wt Dec 2016 B	0.250	18,500 per 9,000 units	2016/12/29	150,000,000	2016/01/27
25917	SGA Societe Generale Acceptance N.V.	HSI Eu Put Wt Aug 16 C	0.250	18,500 per 7,500 units	2016/08/30	150,000,000	2016/01/27
25916	SGA Societe Generale Acceptance N.V.	HSI Eu Put Wt Sep 16 C	0.250	17,500 per 6,500 units	2016/09/29	150,000,000	2016/01/27
25928	SGA Societe Generale Acceptance N.V.	Ping An Eu Wt Sep 16 E	0.425	35.0000	2016/09/05	120,000,000	2016/01/27
18428 [#]	Credit Suisse AG	Ping An European Warrants Oct 2016 A	0.054	77.98 per 100 units	2016/10/28	250,000,000	2016/01/27
18595 [#]	Credit Suisse AG	A50 China European Warrants Dec 2016 C	0.049	10.9900	2016/12/23	250,000,000	2016/01/27
25952	BNP Paribas Arbit Issu B.V.	CKH European Wts Jul 2016 B	0.200	115.0000	2016/07/05	50,000,000	2016/01/28
25953	BNP Paribas Arbit Issu B.V.	CKP European Warrants Aug 16 A	0.250	48.8000	2016/08/02	40,000,000	2016/01/28
25995	Credit Suisse AG	AIA European Put Warrants Aug 2016 B	0.250	36.2800	2016/08/04	70,000,000	2016/01/28
25998	Credit Suisse AG	BOC HK European Warrants Aug 2016 B	0.250	20.6800	2016/08/30	70,000,000	2016/01/28
26000	Credit Suisse AG	CITIC Sec European Warrants Aug 2016 A	0.250	14.4800	2016/08/05	70,000,000	2016/01/28
25996	Credit Suisse AG	China Life European Warrants Aug 2016 E	0.250	19.8800	2016/08/03	80,000,000	2016/01/28
26004	Credit Suisse AG	HKEX European Warrants Aug 2016 A	0.250	156.38 per 100 units	2016/08/03	180,000,000	2016/01/28
26006	Credit Suisse AG	HKEX European Put Warrants Nov 2016 B	0.250	153.38 per 100 units	2016/11/03	120,000,000	2016/01/28
25997	Credit Suisse AG	HSBC European Wts Sep 2016 A	0.350	51.8800	2016/09/05	120,000,000	2016/01/28
25994	Credit Suisse AG	HSI European Put Warrants Aug 2016 B	0.250	18,000 per 8,000 units	2016/08/30	150,000,000	2016/01/28
25999	Credit Suisse AG	Tencent Holdings European Wts Oct 2016 B	0.250	129.88 per 100 units	2016/10/05	150,000,000	2016/01/28
26039	Goldman Sachs SP (Asia)	HSCEI European Put Wts Aug 2016 B	0.250	7,600 per 4,300 units	2016/08/30	150,000,000	2016/01/28
26036	Goldman Sachs SP (Asia)	HSI European Put Wts Aug 2016 C	0.250	17,600 per 7,400 units	2016/08/30	150,000,000	2016/01/28
26037	Goldman Sachs SP (Asia)	HSI European Put Wts Sep 2016 B	0.250	17,200 per 7,200 units	2016/09/29	150,000,000	2016/01/28
25967	HK Bank	AIA European Warrants Aug 2016 B	0.300	42.8800	2016/08/31	80,000,000	2016/01/28
25965	HK Bank	CKP European Warrants Oct 2016 A	0.350	45.8800	2016/10/31	50,000,000	2016/01/28
25970	HK Bank	HSCEI European Put Warrants Dec 2016 A	0.250	7,200 per 4,000 units	2016/12/29	180,000,000	2016/01/28
25959	HK Bank	HSI European Warrants Aug 2016 A	0.150	20,698 per 7,200 units	2016/08/30	180,000,000	2016/01/28
25960	HK Bank	HSI European Warrants Sep 2016 B	0.150	21,088 per 7,000 units	2016/09/29	180,000,000	2016/01/28
25964	HK Bank	HSI European Warrants Dec 2016 A	0.150	22,088 per 7,500 units	2016/12/29	180,000,000	2016/01/28
25969	HK Bank	HSI European Put Warrants Sep 2016 C	0.250	16,888 per 6,000 units	2016/09/29	180,000,000	2016/01/28
25968	HK Bank	PetroChina European Warrants Sep 2016 A	0.350	4.80 per unit	2016/09/30	80,000,000	2016/01/28
26002	J P Morgan SP BV	Ch Comm Cons European Warrants Dec 2016 A	0.150	6.2100	2016/12/30	100,000,000	2016/01/28
26019	J P Morgan SP BV	CKP European Warrants Nov 2016 A	0.290	46.0000	2016/11/01	100,000,000	2016/01/28
26012	J P Morgan SP BV	Minsheng Bank European Wts Dec 2018 A	0.174	6.5000	2018/12/03	100,000,000	2016/01/28
26007	J P Morgan SP BV	CNOOC European Warrants Sep 2016 B	0.328	7.77 per unit	2016/09/30	100,000,000	2016/01/28
26020	J P Morgan SP BV	HSI European Warrants Oct 2016 A	0.250	17,200 per 11,000 units	2016/10/28	300,000,000	2016/01/28
25951	J P Morgan SP BV	HSI European Put Warrants Apr 2016 I	0.150	18,400 per 6,000 units	2016/04/28	300,000,000	2016/01/28
26015	J P Morgan SP BV	Ping An European Put Warrants Sep 2016 B	0.302	30.8000	2016/09/01	100,000,000	2016/01/28
26022	Macquarie Bank Ltd.	China Mobile European Wts Jul 2016 D	0.250	96.0000	2016/07/05	40,000,000	2016/01/28

Newly listed derivative warrants (continued)

Code	Issuer	Name of issue	Issue prices (HK\$)	Strike level/ Subscription price (HK\$) per 10 units	Subscription/ exercise period	Unit issued on initial listing	Listing date
26023	Macquarie Bank Ltd.	China Mobile European Wts Aug 2016 B	0.250	103.0000	2016/08/02	40,000,000	2016/01/28
25975	Macquarie Bank Ltd.	Sinopec Corp European Wts Nov 2016 A	0.401	5.08 per unit	2016/11/02	25,000,000	2016/01/28
26035	Macquarie Bank Ltd.	R&F Ppt European Warrants Mar 2017 B	0.250	8.8800	2017/03/07	40,000,000	2016/01/28
26025	Macquarie Bank Ltd.	HKEX European Warrants Jun 2016 C	0.150	170 per 100 units	2016/06/02	67,000,000	2016/01/28
26024	Macquarie Bank Ltd.	HKEX European Warrants Oct 2016 B	0.182	178 per 100 units	2016/10/03	55,000,000	2016/01/28
25956	Macquarie Bank Ltd.	HKEX European Put Warrants Dec 2016 A	0.250	155.88 per 100 units	2016/12/02	40,000,000	2016/01/28
26027	Macquarie Bank Ltd.	HSBC European Warrants Aug 2016 C	0.250	57.7800	2016/08/02	40,000,000	2016/01/28
26031	Macquarie Bank Ltd.	HSBC European Put Warrants Aug 2016 D	0.250	45.0000	2016/08/02	40,000,000	2016/01/28
26028	Macquarie Bank Ltd.	HSBC European Put Warrants Oct 2016 A	0.251	42.6800	2016/10/04	40,000,000	2016/01/28
26033	Macquarie Bank Ltd.	PetroChina European Wts Aug 2016 B	0.620	4.18 per unit	2016/08/02	20,000,000	2016/01/28
25957	Macquarie Bank Ltd.	PICC P&C European Warrants Feb 2017 A	0.250	14.3300	2017/02/02	40,000,000	2016/01/28
25950	Macquarie Bank Ltd.	Tencent European Warrants Aug 2016 D	1.599	135.0000	2016/08/02	10,000,000	2016/01/28
26034	Macquarie Bank Ltd.	China Vanke European Warrants Jan 17 A	0.357	21.8800	2017/01/04	30,000,000	2016/01/28
25990	SGA Societe Generale Acceptance N.V.	CAM CSI300 Eu Wt Oct16A	0.440	38.8800	2016/10/05	50,000,000	2016/01/28
25991	SGA Societe Generale Acceptance NV	CSOP A50 ETF Eu Wt Nov17A	0.250	9.5000	2017/11/03	300,000,000	2016/01/28
25971	SGA Societe Generale Acceptance N.V.	HKEX Eu Wt Sep 2016 B	0.250	162.88 per 100 units	2016/09/05	200,000,000	2016/01/28
25972	SGA Societe Generale Acceptance N.V.	HKEX Eu Wt Sep 2017 A	0.250	200 per 100 units	2017/09/05	200,000,000	2016/01/28
25974	SGA Societe Generale Acceptance N.V.	HKEX Eu Put Wt Oct16C	0.250	162 per 100 units	2016/10/05	200,000,000	2016/01/28
25992	SGA Societe Generale Acceptance N.V.	HS H-SHARE Eu Wts Sep16B	0.640	86.0000	2016/09/05	50,000,000	2016/01/28
25979	UBS AG	HKEX European Warrants Sep 2016 B	0.250	160 per 100 units	2016/09/26	300,000,000	2016/01/28
25980	UBS AG	HKEX European Warrants Dec 2016 B	0.250	173 per 100 units	2016/12/19	300,000,000	2016/01/28
25981	UBS AG	HKEX European Put Warrants Oct 2016 C	0.250	156.80 per 100 units	2016/10/17	100,000,000	2016/01/28
25989	UBS AG	HSCEI European Warrants Sep 2016 C	0.250	7,200 per 6,000 units	2016/09/29	200,000,000	2016/01/28
26003	UBS AG	HSCEI European Put Warrants Sep 2016 D	0.250	7,400 per 4,000 units	2016/09/29	200,000,000	2016/01/28
25984	UBS AG	HSI European Warrants Sep 2016 F	0.250	19,000 per 8,800 units	2016/09/29	300,000,000	2016/01/28
25986	UBS AG	HSI European Warrants Sep 2016 G	0.250	18,000 per 10,000 units	2016/09/29	300,000,000	2016/01/28
25985	UBS AG	HSI European Warrants Dec 2016 C	0.280	18,400 per 10,000 units	2016/12/29	300,000,000	2016/01/28
25988	UBS AG	HSI European Warrants Dec 2016 D	0.350	17,000 per 10,000 units	2016/12/29	300,000,000	2016/01/28
25983	UBS AG	Ping An European Warrants Aug 2016 D	0.295	36.8800	2016/08/01	100,000,000	2016/01/28
25977	UBS AG	Tencent Holdings European Warrants Oct 2016 B	0.250	128 per 100 units	2016/10/24	300,000,000	2016/01/28
25976	UBS AG	Tencent Holdings European Warrants Dec 2016 C	0.192	138.10 per 100 units	2016/12/28	300,000,000	2016/01/28
25978	UBS AG	Tencent Holdings European Warrants Dec 2016 D	0.151	149.98 per 100 units	2016/12/28	300,000,000	2016/01/28
26044	BOCI Asia Ltd.	HKEX European Warrants Aug 2016 A	0.220	155.88 per 100 units	2016/08/05	100,000,000	2016/01/29
26045	BOCI Asia Ltd.	HKEX European Warrants Oct 2016 A	0.160	178 per 100 units	2016/10/24	100,000,000	2016/01/29
26046	BOCI Asia Ltd.	HKEX European Put Warrants Dec 2016 B	0.270	163.88 per 100 units	2016/12/28	100,000,000	2016/01/29
26047	BOCI Asia Ltd.	Ping An European Put Warrants Sep 2016 C	0.330	30.8800	2016/09/26	100,000,000	2016/01/29
26049	BOCI Asia Ltd.	Tracker Fund European Warrants Dec 2016 B	0.200	18.8200	2016/12/28	100,000,000	2016/01/29
26051	BOCI Asia Ltd.	Tracker Fund European Put Wts Feb 2017 A	0.250	18.0000	2017/02/14	100,000,000	2016/01/29
26055	BNP Paribas Arbit Issu B.V.	China Life Euro Wts Aug 2016 C	0.170	20.8800	2016/08/02	60,000,000	2016/01/29
26052	BNP Paribas Arbit Issu B.V.	HSI Euro Put Wts Aug 2016 D	0.270	18,000 per 7,000 units	2016/08/30	100,000,000	2016/01/29
26054	BNP Paribas Arbit Issu B.V.	Ping An Eur Put Wts Oct 2016 B	0.270	30.0000	2016/10/04	60,000,000	2016/01/29
26104	Goldman Sachs SP (Asia)	CITIC Bank European Wts Jul 2016 A	0.308	4.70 per unit	2016/07/29	60,000,000	2016/01/29
26105	Goldman Sachs SP (Asia)	CKP European Warrants Jul 2016 A	0.250	48.9800	2016/07/29	60,000,000	2016/01/29

Newly listed derivative warrants (continued)

Code	Issuer	Name of issue	Issue prices (HK\$)	Strike level/ Subscription price (HK\$) per 10 units	Subscription/ exercise period	Unit issued on initial listing	Listing date
26092	Goldman Sachs SP (Asia)	HSI European Warrants Aug 2016 D	0.250	19,800 per 7,000 units	2016/08/30	150,000,000	2016/01/29
26103	Goldman Sachs Sp (Asia)	ICBC European Warrants Aug 2016 A	0.257	4.33 per unit	2016/08/30	100,000,000	2016/01/29
26102	Goldman Sachs SP (Asia)	China Vanke European Wts Sep 2016A	0.250	18.8000	2016/09/29	60,000,000	2016/01/29
26093	J P Morgan SP BV	China Gas Hold European Wts Dec 2017 A	0.252	11.1800	2017/12/29	100,000,000	2016/01/29
26059	J P Morgan SP BV	CNOOC European Put Warrants Dec 2018 B	0.250	6.2800	2018/12/31	200,000,000	2016/01/29
26094	J P Morgan SP BV	Sands China European Warrants Nov 2016 A	0.250	28.2800	2016/11/03	100,000,000	2016/01/29
26095	J P Morgan SP BV	Wharf European Warrants Aug 2016 A	0.252	40.5000	2016/08/02	60,000,000	2016/01/29
26078	Macquarie Bank Ltd.	BJ Ent Water European Wts Oct 2016 A	0.464	5.88 per unit	2016/10/04	22,000,000	2016/01/29
26043	Macquarie Bank Ltd.	China Life European Put Warrants Dec16A	0.250	16.8800	2016/12/02	40,000,000	2016/01/29
26060	Macquarie Bank Ltd.	Henganintl European Wts Oct 2016 A	0.300	88.8800	2016/10/04	35,000,000	2016/01/29
26080	Macquarie Bank Ltd.	NCI European Warrants Nov 2016 A	0.409	35.8800	2016/11/02	25,000,000	2016/01/29
26042	Macquarie Bank Ltd.	PICC Group European Wts Sep 2016 A	0.456	3.18 per unit	2016/09/02	22,000,000	2016/01/29
26072	Macquarie Bank Ltd.	Ping An European Warrants Jul 2016 A	0.150	43.0000	2016/07/05	80,000,000	2016/01/29
26061	SGA Societe Generale Acceptance N.V.	AIA Eu Put Wt Sep16 A	0.250	33.8000	2016/09/05	100,000,000	2016/01/29
26081	SGA Societe Generale Acceptance N.V.	BOCL Eu Put Wt Nov16A	0.250	2.50 per unit	2016/11/03	80,000,000	2016/01/29
26082	SGA Societe Generale Acceptance N.V.	CCB Euro Put Wt Oct16A	0.405	4 per unit	2016/10/05	80,000,000	2016/01/29
26063	SGA Societe Generale Acceptance N.V.	CLife Eu Put Wt Dec16A	0.250	16.8800	2016/12/05	150,000,000	2016/01/29
26069	SGA Societe Generale Acceptance N.V.	HSBC Eu Put Wt Sep16 B	0.255	42.0000	2016/09/05	100,000,000	2016/01/29
26064	SGA Societe Generale Acceptance N.V.	HSI Eur Wt Sep 2016 D	0.190	18,000 per 11,000 units	2016/09/29	150,000,000	2016/01/29
26083	SGA Societe Generale Acceptance N.V.	ICBC Eu Put Wt Oct16A	0.345	3.45 per unit	2016/10/05	80,000,000	2016/01/29
26084	SGA Societe Generale Acceptance N.V.	Tencent Eu Put Wt Oct16B	0.180	138 per 100 units	2016/10/05	300,000,000	2016/01/29
26087	UBS AG	AIA European Warrants Aug 2016 A	0.455	40.8800	2016/08/01	100,000,000	2016/01/29
26085	UBS AG	AIA European Warrants Oct 2016 A	0.390	44.0000	2016/10/11	100,000,000	2016/01/29
26091	UBS AG	China Mobile European Warrants Oct 2016 A	1.040	78.8800	2016/10/26	100,000,000	2016/01/29
26088	UBS AG	HSBC European Warrants Sep 2016 A	0.340	54.8800	2016/09/05	100,000,000	2016/01/29
25721 [#]	HK Bank	HSI European Put Warrants Apr 2016 H	0.175	18,488 per 6,000 units	2016/04/28	150,000,000	2016/01/29
26108	Credit Suisse AG	Tencent Holdings Euro Put Wts Oct 2016 C	0.150	130.08 per 100 units	2016/10/04	100,000,000	2016/02/01
26134	Credit Suisse AG	Tracker Fund European Warrants May 2017 A	0.250	20.6800	2017/05/31	80,000,000	2016/02/01
26135	J P Morgan SP BV	Geely Auto European Warrants Sep 2016 A	0.368	4.08 per unit	2016/09/22	60,000,000	2016/02/01
26136	J P Morgan SP BV	Wynn Macau European Warrants Dec 2017 A	0.250	9.0800	2017/12/29	80,000,000	2016/02/01
26118	Macquarie Bank Ltd.	China Overseas European Put Wts Sep16A	0.250	18.8800	2016/09/02	40,000,000	2016/02/01
26110	SGA Societe Generale Acceptance N.V.	AGBK Eu Wt Aug 2016 B	0.165	2.88 per unit	2016/08/03	100,000,000	2016/02/01
26111	SGA Societe Generale Acceptance N.V.	AGBK Eu Wt Mar 2017 A	0.250	3.15 per unit	2017/03/03	100,000,000	2016/02/01
26112	SGA Societe Generale Acceptance N.V.	BOCHK Eu Wt Feb 2017A	0.250	21.8800	2017/02/03	50,000,000	2016/02/01
26123	SGA Societe Generale Acceptance N.V.	BOCL Eu Wt Mar 2017 A	0.250	3.50 per unit	2017/03/03	100,000,000	2016/02/01
26127	SGA Societe Generale Acceptance N.V.	CCB Eur Wt Jan 2017 A	0.270	5.50 per unit	2017/01/05	100,000,000	2016/02/01
26124	SGA Societe Generale Acceptance N.V.	CKP Euro Wts Nov 16 A	0.375	45.0000	2016/11/03	50,000,000	2016/02/01
26114	SGA Societe Generale Acceptance N.V.	Galaxy Ent Eu Wt Sep16A	0.290	23.8800	2016/09/05	80,000,000	2016/02/01
26131	SGA Societe Generale Acceptance N.V.	HSCEI Eu Put Wt Sep16C	0.215	7,800 per 4,000 units	2016/09/29	150,000,000	2016/02/01
26126	SGA Societe Generale Acceptance N.V.	ICBC Eu Wt Feb 2017 A	0.250	4.78 per unit	2017/02/03	100,000,000	2016/02/01
26116	SGA Societe Generale Acceptance N.V.	Ping An Eu Put Wt Oct16A	0.290	30.0000	2016/10/05	120,000,000	2016/02/01
26117	SGA Societe Generale Acceptance N.V.	Sands China Eu Wt Nov16A	0.250	26.8800	2016/11/03	80,000,000	2016/02/01
26107	UBS AG	China Mobile European Put Warrants Aug 2016 A	0.440	70.8800	2016/08/29	50,000,000	2016/02/01

Newly listed derivative warrants (continued)

Code	Issuer	Name of issue	Issue prices (HK\$)	Strike level/ Subscription price (HK\$) per 10 units	Subscription/ exercise period	Unit issued on initial listing	Listing date
26122	UBS AG	CSOP A50 ETF European Warrants Nov 2016 B	0.155	10.9000	2016/11/28	300,000,000	2016/02/01
26121	UBS AG	HSI European Warrants Sep 2016 I	0.250	21,400 per 7,300 units	2016/09/29	300,000,000	2016/02/01
26106	UBS AG	HSI European Put Warrants Sep 2016 H	0.250	17,000 per 7,300 units	2016/09/29	300,000,000	2016/02/01
11012#	Goldman Sachs SP (Asia)	HSI European Put Wts Apr 2016 C	0.172	18,400 per 6,000 units	2016/04/28	100,000,000	2016/02/01
26140	BNP Paribas Arbit Issu B.V.	BOCL European Wts Aug 2017 A	0.320	3.38 per unit	2017/08/02	50,000,000	2016/02/02
26138	BNP Paribas Arbit Issu B.V.	CC Bank Euro Wts Aug 2017 A	0.430	5.38 per unit	2017/08/02	50,000,000	2016/02/02
26139	BNP Paribas Arbit Issu B.V.	ICBC European Wts Aug 2017 A	0.390	4.50 per unit	2017/08/02	50,000,000	2016/02/02
26163	Goldman Sachs SP (Asia)	CC Bank European Wts Aug 2016 A	0.292	4.60 per unit	2016/08/02	100,000,000	2016/02/02
26160	Goldman Sachs SP (Asia)	CNOOC European Warrants Aug 2016 A	0.660	7.68 per unit	2016/08/05	60,000,000	2016/02/02
26159	Goldman Sachs SP (Asia)	HSBC European Warrants Sep 2016 A	0.348	52.0000	2016/09/02	100,000,000	2016/02/02
26162	Goldman Sachs SP (Asia)	SHK Ppt European Wts Oct 2017 A	0.151	79.48 per 99 units	2017/10/27	200,000,000	2016/02/02
26143	HK Bank	HSI European Put Warrants May 2016 G	0.240	18,968 per 6,000 units	2016/05/30	250,000,000	2016/02/02
26147	HK Bank	HSI European Put Warrants Jul 2016 D	0.290	19,408 per 7,000 units	2016/07/28	250,000,000	2016/02/02
26142	HK Bank	HSI European Put Warrants Aug 2016 B	0.250	17,988 per 8,500 units	2016/08/30	250,000,000	2016/02/02
26151	J P Morgan SP BV	China Life European Warrants Oct 2016 C	0.251	18.8800	2016/10/03	100,000,000	2016/02/02
26157	J P Morgan SP BV	CNOOC European Warrants Nov 2018 A	0.152	7.2800	2018/11/30	200,000,000	2016/02/02
26152	J P Morgan SP BV	HSBC European Warrants Sep 2016 C	0.253	52.0000	2016/09/01	100,000,000	2016/02/02
26155	J P Morgan SP BV	HSI European Put Warrants Oct 2016 B	0.251	17,000 per 6,600 units	2016/10/28	300,000,000	2016/02/02
26153	J P Morgan SP BV	Ping An European Warrants Aug 2016 D	0.310	36.0000	2016/08/10	100,000,000	2016/02/02
26148	Macquarie Bank Ltd.	BOCL European Warrants Sep 2016 A	0.371	2.88 per unit	2016/09/02	27,000,000	2016/02/02
26137	Macquarie Bank Ltd.	CMS European Warrants Dec 2017 A	0.304	12.8800	2017/12/18	33,000,000	2016/02/02
26149	Macquarie Bank Ltd.	Chi Res Land European Wts Dec 2016 A	0.294	20.8800	2016/12/02	35,000,000	2016/02/02
26141	SGA Societe Generale Acceptance N.V.	HKEX Eu Wt Mar 2017 B	0.250	170 per 100 units	2017/03/03	200,000,000	2016/02/02
26188	BNP Paribas Arbit Issu B.V.	A50 China Euro Wts Jan 2018 A	0.150	9.3800	2018/01/03	100,000,000	2016/02/03
26182	BNP Paribas Arbit Issu B.V.	HS H-SHARE Euro Wts Aug 2016 A	0.250	96.8800	2016/08/02	40,000,000	2016/02/03
10377	BNP Paribas Arbit Issu B.V.	Oil Futures Euro Wt Nov 2016 C	0.250	38 per 300 units	2016/11/17	50,000,000	2016/02/03
26185	BNP Paribas Arbit Issu B.V.	Tracker Fund Euro Wts Mar 17 A	0.250	19.3800	2017/03/02	80,000,000	2016/02/03
26193	Goldman Sachs SP (Asia)	BOCL European Warrants Aug 2016 B	0.255	2.98 per unit	2016/08/03	100,000,000	2016/02/03
26192	Goldman Sachs SP (Asia)	A50 China European Wts Aug 2016 C	0.842	9.18 per unit	2016/08/03	80,000,000	2016/02/03
26190	Goldman Sachs SP (Asia)	HSI European Put Wts May 2016 E	0.239	19,000 per 6,000 units	2016/05/30	150,000,000	2016/02/03
26191	Goldman Sachs SP (Asia)	HSI European Put Wts May 2016 F	0.222	20,000 per 8,800 units	2016/05/30	150,000,000	2016/02/03
26195	J P Morgan SP BV	CSOP A50 ETF European Warrants Aug 2016 B	0.287	11.80 per unit	2016/08/02	100,000,000	2016/02/03
26196	J P Morgan SP BV	HKEX European Put Wts Jul 2016 C	0.150	148.98 per 100 units	2016/07/06	200,000,000	2016/02/03
26176	Macquarie Bank Ltd.	Ch Oilfield European Wts Oct 2018 A	0.250	5.8800	2018/10/16	40,000,000	2016/02/03
26180	SGA Societe Generale Acceptance N.V.	A50 Ch Eu Wt Jan 2018B	0.150	9.3800	2018/01/04	300,000,000	2016/02/03
26166	UBS AG	CAM CSI300 European Warrants Sep 2016 A	0.340	39.9300	2016/09/23	50,000,000	2016/02/03
26168	UBS AG	HSBC European Warrants Sep 2016 B	0.440	49.8800	2016/09/12	100,000,000	2016/02/03
26169	UBS AG	HS H-SHARE European Warrants Jul 2016 A	0.365	89.8500	2016/07/21	50,000,000	2016/02/03
26171	UBS AG	HS H-SHARE European Warrants Jul 2016 B	0.250	96.9300	2016/07/28	50,000,000	2016/02/03
26175	UBS AG	Tracker Fund European Warrants Nov 2016 A	0.250	18.8800	2016/11/28	200,000,000	2016/02/03
26173	UBS AG	Tracker Fund European Warrants Sep 2017 A	0.183	21.0500	2017/09/26	200,000,000	2016/02/03
26198	BOCI Asia Ltd.	CC Bank European Warrants Sep 2016 A	0.206	5 per unit	2016/09/30	100,000,000	2016/02/04
26197	BOCI Asia Ltd.	China Life European Warrants Aug 2016 B	0.217	18.8800	2016/08/08	100,000,000	2016/02/04

Newly listed derivative warrants (continued)

Code	Issuer	Name of issue	Issue prices (HK\$)	Strike level/ Subscription price (HK\$) per 10 units	Subscription/ exercise period	Unit issued on initial listing	Listing date
26204	Credit Suisse AG	China Life European Warrants Aug 2016 F	0.250	18.3800	2016/08/05	80,000,000	2016/02/04
26211	Goldman Sachs SP (Asia)	CAM CSI300 European Wts Aug 2016 A	0.265	37.8000	2016/08/26	80,000,000	2016/02/04
26209	Goldman Sachs SP (Asia)	Galaxy Ent European Wts Aug 2016 B	0.285	25.3800	2016/08/05	100,000,000	2016/02/04
26206	Goldman Sachs SP (Asia)	HSI European Warrants Sep 2016 C	0.152	21,000 per 7,000 units	2016/09/29	150,000,000	2016/02/04
26203	HK Bank	China Life European Warrants Jul 2016 C	0.150	20.9300	2016/07/29	100,000,000	2016/02/04
26200	HK Bank	HSCEI European Warrants Aug 2016 A	0.250	7,688 per 4,300 units	2016/08/30	180,000,000	2016/02/04
26201	HK Bank	HSI European Warrants Aug 2016 C	0.250	18,708 per 8,400 units	2016/08/30	250,000,000	2016/02/04
26199	HK Bank	Tencent European Warrants Nov 2016 A	0.150	153.90 per 100 units	2016/11/28	150,000,000	2016/02/04
26205	J P Morgan SP BV	China Taiping European Wts Nov 2016 A	0.267	18.6800	2016/11/30	80,000,000	2016/02/04
26207	UBS AG	AIA European Put Warrants Sep 2016 A	0.305	36.8800	2016/09/26	50,000,000	2016/02/04
26271#	J P Morgan SP BV	Ping An European Warrants Dec 2016 A	0.080	36.90 per 50 units	2016/12/30	200,000,000	2016/02/04
26227	Goldman Sachs SP (Asia)	Agri Bk European Wts Jul 2016 B	0.150	3.09 per unit	2016/07/05	100,000,000	2016/02/05
26225	Goldman Sachs SP (Asia)	HSI European Warrants Jul 2016 E	0.162	20,800 per 6,500 units	2016/07/28	150,000,000	2016/02/05
26226	Goldman Sachs SP (Asia)	Ping An European Wts Jul 2016 D	0.338	36.9300	2016/07/28	100,000,000	2016/02/05
26229	J P Morgan SP BV	BJ Ent Water European Warrants Sep 2016 A	0.501	4.88 per unit	2016/09/01	60,000,000	2016/02/05
26232	J P Morgan SP BV	GAC European Warrants Nov 2017 A	0.176	8.2000	2017/11/30	100,000,000	2016/02/05
26230	J P Morgan SP BV	Galaxy Ent European Put Wts Aug 2016 C	0.263	22.5000	2016/08/04	100,000,000	2016/02/05
26231	J P Morgan SP BV	Sands China European Put Wts Aug 2016 C	0.386	24.8800	2016/08/04	100,000,000	2016/02/05
26222	Macquarie Bank Ltd.	BOCHK European Warrants Feb 2017 A	0.250	23.3300	2017/02/02	40,000,000	2016/02/05
26213	Macquarie Bank Ltd.	China Taiping European Wts Oct 2016 A	0.287	20.3300	2016/10/04	35,000,000	2016/02/05
26212	Macquarie Bank Ltd.	Henderson Land Dev Euro Wts Nov 2016 A	0.426	48.8800	2016/11/02	24,000,000	2016/02/05
26224	Macquarie Bank Ltd.	PetroChina European Wts Oct 2016 A	0.304	6.48 per unit	2016/10/04	33,000,000	2016/02/05
26218	UBS AG	HSBC European Put Warrants Aug 2016 A	0.177	41.9500	2016/08/29	60,000,000	2016/02/05
26235	BOCI Asia Ltd.	Galaxy Ent European Warrants Oct 2016 A	0.267	28.0000	2016/10/31	100,000,000	2016/02/11
26236	BOCI Asia Ltd.	Galaxy Ent European Put Warrants Aug 2016 A	0.174	20.0000	2016/08/03	100,000,000	2016/02/11
26237	BOCI Asia Ltd.	Sands China European Warrants Aug 2016 B	0.228	29.2800	2016/08/31	100,000,000	2016/02/11
26238	BOCI Asia Ltd.	Sands China European Put Wts Jul 2016 A	0.191	21.8800	2016/07/06	100,000,000	2016/02/11
26244	Credit Suisse AG	HSBC European Wts Oct 2016 A	0.250	63.2800	2016/10/04	120,000,000	2016/02/11
26243	Credit Suisse AG	Tencent Holdings European Wts Jun 2016 E	0.280	172.8800	2016/06/03	70,000,000	2016/02/11
26257	Goldman Sachs SP (Asia)	CC Bank Euro Put Wts Aug 2016 B	0.293	4 per unit	2016/08/30	80,000,000	2016/02/11
26254	Goldman Sachs SP (Asia)	Galaxy Ent European Wts Jul 2016 A	0.154	30.0000	2016/07/04	80,000,000	2016/02/11
26256	Goldman Sachs SP (Asia)	HSBC European Put Wts Jul 2016 D	0.178	45.0000	2016/07/28	60,000,000	2016/02/11
26255	Goldman Sachs SP (Asia)	Kingsoft European Wts Aug 2016 A	0.251	18.8800	2016/08/31	80,000,000	2016/02/11
26251	J P Morgan SP BV	China Life European Put Wts Dec 2016 A	0.251	16.5000	2016/12/01	100,000,000	2016/02/11
26253	J P Morgan SP BV	CSOP A50 ETF European Warrants Oct 2017 A	0.151	9.5000	2017/10/31	200,000,000	2016/02/11
26242	J P Morgan SP BV	Greatwall Motor European Wts Jul 2018 A	0.250	7.0000	2018/07/30	80,000,000	2016/02/11
26246	Macquarie Bank Ltd.	Geely Auto European Wts Jul 2016 A	0.250	3.88 per unit	2016/07/05	40,000,000	2016/02/11
26260	Macquarie Bank Ltd.	Galaxy Ent European Wts Oct 2016 A	0.250	31.6800	2016/10/04	40,000,000	2016/02/11
26234	Macquarie Bank Ltd.	Greatwall Motor European Wts Jan 2018 A	0.250	6.6800	2018/01/03	40,000,000	2016/02/11
26240	Macquarie Bank Ltd.	Ping An European Warrants Sep 2016 C	0.355	35.8800	2016/09/02	30,000,000	2016/02/11
26245	Macquarie Bank Ltd.	Stanchart European Warrants Nov 2016 A	0.626	58.8800	2016/11/02	16,000,000	2016/02/11
26239	Macquarie Bank Ltd.	Yuexiu Property Euro Wts Jul 2017 A	0.250	1.68 per unit	2017/07/17	40,000,000	2016/02/11
26248	UBS AG	BOCL European Warrants Aug 2016 A	0.250	3.20 per unit	2016/08/10	60,000,000	2016/02/11

Newly listed derivative warrants (continued)

Code	Issuer	Name of issue	Issue prices (HK\$)	Strike level/ Subscription price (HK\$) per 10 units	Subscription/ exercise period	Unit issued on initial listing	Listing date
26247	UBS AG	China Life European Warrants Aug 2016 C	0.250	17.1800	2016/08/15	100,000,000	2016/02/11
26250	UBS AG	Ping An European Warrants Aug 2016 E	0.450	33.8800	2016/08/10	100,000,000	2016/02/11
26269	Credit Suisse AG	CKP European Warrants Aug 2016 A	0.280	44.8800	2016/08/31	70,000,000	2016/02/12
26272	Credit Suisse AG	Greatwall Motor European Wts Dec 2017 A	0.250	6.2800	2017/12/29	100,000,000	2016/02/12
26265	Credit Suisse AG	ICBC European Warrants Aug 2016 A	0.150	4.28 per unit	2016/08/02	80,000,000	2016/02/12
26276	Bank of East Asia	China Life European Warrants Sep 2016 A	0.250	17.8800	2016/09/19	40,000,000	2016/02/12
26281	Goldman Sachs SP (Asia)	CRCC European Warrants Dec 2017 A	0.250	8.5800	2017/12/29	80,000,000	2016/02/12
26283	J P Morgan SP BV	GCL-Poly European Warrants Dec 2016 A	0.250	1.23 per unit	2016/12/30	60,000,000	2016/02/12
26261	Macquarie Bank Ltd.	China EB Int'l European Wts Mar 2017 A	0.264	9.8800	2017/03/16	38,000,000	2016/02/12
26264	Macquarie Bank Ltd.	China Cinda European Wts Nov 2016 A	0.250	3.38 per unit	2016/11/02	40,000,000	2016/02/12
26263	Macquarie Bank Ltd.	CM Bank European Warrants Jul 2017 A	0.250	15.9800	2017/07/04	40,000,000	2016/02/12
26273	Macquarie Bank Ltd.	Hang Lung Ppt European Wts Feb 2018 A	0.250	16.6800	2018/02/02	40,000,000	2016/02/12
26262	Macquarie Bank Ltd.	Haitong Sec European Wts Mar 2017 A	0.250	15.1800	2017/03/02	40,000,000	2016/02/12
26280	UBS AG	CAM CSI300 European Warrants Aug 2016 A	0.310	37.8800	2016/08/11	50,000,000	2016/02/12
26277	UBS AG	CC Bank European Warrants Aug 2016 A	0.260	4.68 per unit	2016/08/11	100,000,000	2016/02/12
26279	UBS AG	ICBC European Warrants Aug 2016 A	0.150	4.29 per unit	2016/08/02	70,000,000	2016/02/12
26289	BOCI Asia Ltd.	CC Bank European Put Warrants Oct 2016 A	0.370	4 per unit	2016/10/03	100,000,000	2016/02/15
26296	BOCI Asia Ltd.	China Life European Put Warrants Dec 2016 A	0.250	16.8800	2016/12/05	100,000,000	2016/02/15
26291	BOCI Asia Ltd.	China Mobile European Put Wts Aug 2016 B	0.430	77.8800	2016/08/01	100,000,000	2016/02/15
26297	BOCI Asia Ltd.	A50 China European Warrants Dec 2017 B	0.250	7.5000	2017/12/04	100,000,000	2016/02/15
26284	BOCI Asia Ltd.	HSBC European Warrants Sep 2016 A	0.260	54.8800	2016/09/05	100,000,000	2016/02/15
26292	BOCI Asia Ltd.	ICBC European Warrants Oct 2016 A	0.220	4.30 per unit	2016/10/04	100,000,000	2016/02/15
26295	BOCI Asia Ltd.	ICBC European Put Warrants Oct 2016 B	0.340	3.45 per unit	2016/10/11	100,000,000	2016/02/15
26304	Credit Suisse AG	AIA European Warrants Jul 2016 C	0.200	43.8800	2016/07/29	80,000,000	2016/02/15
26307	Credit Suisse AG	AIA European Warrants Sep 2016 A	0.380	39.3800	2016/09/05	80,000,000	2016/02/15
26303	Credit Suisse AG	BOCL European Warrants Aug 2016 A	0.250	3.08 per unit	2016/08/31	80,000,000	2016/02/15
26309	Credit Suisse AG	CC Bank European Warrants Sep 2016 A	0.180	4.88 per unit	2016/09/05	80,000,000	2016/02/15
26310	Credit Suisse AG	Galaxy Ent European Warrants Jul 2016 B	0.180	25.9500	2016/07/04	80,000,000	2016/02/15
26323	Credit Suisse AG	HSBC European Wts Sep 2016 B	0.250	56.9800	2016/09/05	120,000,000	2016/02/15
26313	Credit Suisse AG	Ping An European Warrants Jul 2016 B	0.150	37.9900	2016/07/11	80,000,000	2016/02/15
26314	Credit Suisse AG	Ping An European Warrants Aug 2016 F	0.360	32.8800	2016/08/31	80,000,000	2016/02/15
26331	Goldman Sachs SP (Asia)	AIA European Warrants Jul 2016 B	0.328	40.9300	2016/07/25	100,000,000	2016/02/15
26329	Goldman Sachs SP (Asia)	HSI European Warrants Sep 2016 D	0.178	18,000 per 11,000 units	2016/09/29	150,000,000	2016/02/15
26327	J P Morgan SP BV	AIA European Warrants Sep 2016 B	0.275	40.6800	2016/09/02	100,000,000	2016/02/15
26298	J P Morgan SP BV	Galaxy Ent European Warrants Oct 2016 A	0.250	29.6800	2016/10/03	100,000,000	2016/02/15
26326	J P Morgan SP BV	HKEX European Warrants Dec 2016 C	0.150	188 per 100 units	2016/12/30	200,000,000	2016/02/15
26325	J P Morgan SP BV	Stanchart European Warrants Nov 2016 A	0.380	55.5500	2016/11/02	40,000,000	2016/02/15
26299	Macquarie Bank Ltd.	CC Bank European Warrants Mar 2017 A	0.370	5.98 per unit	2017/03/02	28,000,000	2016/02/15
26300	SGA Societe Generale Acceptance N.V.	CLife Eu Wt Sep 2016 C	0.250	17.2800	2016/09/05	150,000,000	2016/02/15
26301	SGA Societe Generale Acceptance N.V.	HKEX Eu Wt Dec 2016 B	0.250	168.88 per 100 units	2016/12/05	200,000,000	2016/02/15
26302	SGA Societe Generale Acceptance N.V.	Stanchart Eu Wt Oct 16 B	0.465	55.8800	2016/10/05	22,000,000	2016/02/15
26317	UBS AG	CNOOC European Warrants Jul 2017 A	0.252	7.0800	2017/07/24	100,000,000	2016/02/15
26319	UBS AG	HSI European Warrants Aug 2016 A	0.156	18,600 per 10,000 units	2016/08/30	300,000,000	2016/02/15

Newly listed derivative warrants (continued)

Code	Issuer	Name of issue	Issue prices (HK\$)	Strike level/ Subscription price (HK\$) per 10 units	Subscription/ exercise period	Unit issued on initial listing	Listing date
26320	UBS AG	HSI European Put Warrants Aug 2016 B	0.178	17,600 per 7,400 units	2016/08/30	300,000,000	2016/02/15
26318	UBS AG	Stanchart European Warrants Aug 2016 A	0.540	51.8800	2016/08/31	50,000,000	2016/02/15
26348	BOCI Asia Ltd.	AIA European Warrants Oct 2016 A	0.400	41.8800	2016/10/03	100,000,000	2016/02/16
26349	BOCI Asia Ltd.	AIA European Put Warrants Sep 2016 A	0.340	36.8800	2016/09/26	100,000,000	2016/02/16
26354	BOCI Asia Ltd.	CAM CSI300 European Warrants Aug 2016 B	0.280	37.8000	2016/08/29	100,000,000	2016/02/16
26353	BOCI Asia Ltd.	CSOP A50 ETF European Warrants Oct 2017 A	0.200	9.5000	2017/10/31	100,000,000	2016/02/16
26342	Credit Suisse AG	China Life European Warrants Sep 2016 A	0.250	16.8800	2016/09/05	80,000,000	2016/02/16
26355	Credit Suisse AG	CSOP A50 ETF European Warrants Aug 2016 D	0.970	10.50 per unit	2016/08/31	30,000,000	2016/02/16
26338	Credit Suisse AG	Galaxy Ent European Put Wts Aug 2016 B	0.190	19.9800	2016/08/03	60,000,000	2016/02/16
26343	Credit Suisse AG	HS H-SHARE European Warrants Sep 2016 A	0.360	87.9800	2016/09/05	70,000,000	2016/02/16
26340	Credit Suisse AG	Stanchart European Warrants Sep 2016 A	0.570	49.8800	2016/09/05	50,000,000	2016/02/16
26339	Credit Suisse AG	Tencent Holdings European Wts Jul 2016 A	0.150	140.98 per 100 units	2016/07/05	150,000,000	2016/02/16
26361	Goldman Sachs SP (Asia)	Agri Bk European Wts Sep 2016 A	0.265	2.60 per unit	2016/09/30	100,000,000	2016/02/16
26359	Goldman Sachs SP (Asia)	AIA European Put Wts Aug 2016 A	0.312	35.0000	2016/08/30	60,000,000	2016/02/16
26358	Goldman Sachs SP (Asia)	Stanchart European Wts Aug 2016 A	0.429	52.8800	2016/08/30	40,000,000	2016/02/16
26346	J P Morgan SP BV	AIA European Put Warrants Nov 2016 A	0.253	35.8800	2016/11/02	100,000,000	2016/02/16
26336	Macquarie Bank Ltd.	Anhui Conch European Wts Dec 2016 A	0.258	18.0800	2016/12/02	39,000,000	2016/02/16
26334	Macquarie Bank Ltd.	China Res Gas European Wts Dec 2016 A	0.480	23.8800	2016/12/02	21,000,000	2016/02/16
26332	Macquarie Bank Ltd.	ICBC European Warrants Mar 2017 B	0.250	5 per unit	2017/03/02	40,000,000	2016/02/16
26333	Macquarie Bank Ltd.	ICBC European Put Warrants Dec 2016 A	0.361	3.33 per unit	2016/12/05	30,000,000	2016/02/16
26377	Goldman Sachs SP (Asia)	AIA European Warrants Jul 2016 C	0.191	45.8800	2016/07/25	100,000,000	2016/02/17
26379	Goldman Sachs SP (Asia)	CNOOC European Warrants Jul 2018 A	0.167	8.8800	2018/07/31	100,000,000	2016/02/17
26362	Goldman Sachs SP (Asia)	HSI European Put Wts Aug 2016 E	0.198	18,400 per 7,000 units	2016/08/30	150,000,000	2016/02/17
26363	Macquarie Bank Ltd.	AIA European Warrants Sep 2016 A	0.420	41.0800	2016/09/02	24,000,000	2016/02/17
26369	Macquarie Bank Ltd.	CITIC European Warrants Nov 2017 A	0.177	10.8800	2017/11/02	60,000,000	2016/02/17
26365	Macquarie Bank Ltd.	China Life European Wts Oct 2016 B	0.271	17.0800	2016/10/04	37,000,000	2016/02/17
26366	Macquarie Bank Ltd.	Ping An European Put Warrants Oct 16 B	0.250	28.8800	2016/10/04	40,000,000	2016/02/17
26374	UBS AG	CKP European Warrants Dec 2016 A	0.570	40.8800	2016/12/29	50,000,000	2016/02/17
26372	UBS AG	China Overseas European Warrants Dec 2016 A	0.380	22.3800	2016/12/12	50,000,000	2016/02/17
26371	UBS AG	SHK Ppt European Warrants Oct 2017 A	0.150	79.45 per 99 units	2017/10/20	70,000,000	2016/02/17
26370	UBS AG	SPDR Gold Trust European Warrants Dec 2016 A	0.250	1,088 per 100 units	2016/12/12	50,000,000	2016/02/17
19904 [#]	BOCI Asia Ltd.	Tencent Holdings European Wts Dec 2016 A	0.115	149.98 per 100 units	2016/12/19	100,000,000	2016/02/17
26381	BOCI Asia Ltd.	HSCEI European Warrants Sep 2016 A	0.150	8,200 per 4,800 units	2016/09/29	100,000,000	2016/02/18
26384	BOCI Asia Ltd.	HSCEI European Put Warrants Oct 2016 B	0.200	7,600 per 4,000 units	2016/10/28	100,000,000	2016/02/18
26382	BOCI Asia Ltd.	HSCEI European Put Warrants Dec 2016 A	0.170	7,200 per 4,000 units	2016/12/29	100,000,000	2016/02/18
26406	BNP Paribas Arbit Issu B.V.	HSBC European Wts Oct 2016 A	0.250	52.8000	2016/10/04	50,000,000	2016/02/18
26408	Credit Suisse AG	HSBC European Wts Sep 2016 C	0.380	48.9800	2016/09/05	120,000,000	2016/02/18
26409	Credit Suisse AG	HSBC European Put Warrants Sep 2016 D	0.250	43.8800	2016/09/05	60,000,000	2016/02/18
26407	Credit Suisse AG	Sands China European Warrants Sep 2016 A	0.260	27.0800	2016/09/05	80,000,000	2016/02/18
26413	Goldman Sachs SP (Asia)	HSCEI European Warrants Aug 2016 C	0.164	7,500 per 5,500 units	2016/08/30	150,000,000	2016/02/18
26389	J P Morgan SP BV	China Life European Warrants Sep 2016 C	0.250	17.7700	2016/09/01	100,000,000	2016/02/18
26412	J P Morgan SP BV	HS H-SHARE European Warrants Sep 2016 A	0.360	85.0000	2016/09/02	100,000,000	2016/02/18
26390	J P Morgan SP BV	HSI European Warrants Oct 2016 C	0.251	19,800 per 7,000 units	2016/10/28	300,000,000	2016/02/18

Newly listed derivative warrants (continued)

Code	Issuer	Name of issue	Issue prices (HK\$)	Strike level/ Subscription price (HK\$) per 10 units	Subscription/ exercise period	Unit issued on initial listing	Listing date
26411	J P Morgan SP BV	Ping An European Warrants Sep 2016 C	0.260	33.5000	2016/09/01	100,000,000	2016/02/18
26388	J P Morgan SP BV	Tencent European Warrants Oct 2016 B	0.250	130 per 100 units	2016/10/03	200,000,000	2016/02/18
26400	Macquarie Bank Ltd.	Ping An European Put Warrants Apr 17 B	0.250	23.6800	2017/04/04	40,000,000	2016/02/18
26405	SGA Societe Generale Acceptance N.V.	CCCC Eu Wt Jan 2017 A	0.150	6.1900	2017/01/05	100,000,000	2016/02/18
26385	SGA Societe Generale Acceptance N.V.	CLife Eu Wt Nov 2016 B	0.250	18.2800	2016/11/03	150,000,000	2016/02/18
26387	SGA Societe Generale Acceptance N.V.	HSBC Eu Wt Oct 2016 C	0.365	52.0000	2016/10/05	100,000,000	2016/02/18
26393	SGA Societe Generale Acceptance N.V.	HSCEI Eu Wt Aug 2016A	0.150	7,500 per 5,500 units	2016/08/30	150,000,000	2016/02/18
26395	SGA Societe Generale Acceptance N.V.	HSCEI Eu Wt Sep 2016D	0.160	8,000 per 4,000 units	2016/09/29	150,000,000	2016/02/18
26398	SGA Societe Generale Acceptance N.V.	HSCEI Eu Put Wt Dec16B	0.225	7,200 per 4,000 units	2016/12/29	150,000,000	2016/02/18
26399	SGA Societe Generale Acceptance N.V.	HSI Eu Put Wt Sep 16 E	0.195	17,000 per 7,300 units	2016/09/29	150,000,000	2016/02/18
26402	SGA Societe Generale Acceptance N.V.	PICC P&C Eu Wt Mar17 A	0.250	12.2800	2017/03/03	60,000,000	2016/02/18
26401	SGA Societe Generale Acceptance N.V.	PICC Eu Wts Nov 2016A	0.500	2.88 per unit	2016/11/03	20,000,000	2016/02/18
26403	SGA Societe Generale Acceptance N.V.	Tencent Eu Wt Feb 17 B	0.250	131.88 per 100 units	2017/02/03	300,000,000	2016/02/18
26420	BOCI Asia Ltd.	Agricultural Bk European Wts Oct 2016 A	0.260	2.60 per unit	2016/10/11	100,000,000	2016/02/19
26417	BOCI Asia Ltd.	CKP European Warrants Oct 2016 A	0.400	41.0000	2016/10/17	100,000,000	2016/02/19
26422	BOCI Asia Ltd.	China Life European Warrants Aug 2016 C	0.180	17.1800	2016/08/22	100,000,000	2016/02/19
26421	BOCI Asia Ltd.	Ping An European Warrants Aug 2016 B	0.320	33.8800	2016/08/15	100,000,000	2016/02/19
26416	BOCI Asia Ltd.	Tencent Holdings European Wts Oct 2016 B	0.190	129.88 per 100 units	2016/10/13	100,000,000	2016/02/19
26425	BNP Paribas Arbit Issu B.V.	China Life Euro Wts Dec 2016 B	0.250	18.0000	2016/12/02	60,000,000	2016/02/19
26426	BNP Paribas Arbit Issu B.V.	Ping An European Wt Sep 2016 B	0.300	34.5000	2016/09/02	60,000,000	2016/02/19
26428	BNP Paribas Arbit Issu B.V.	Zijin Mining Eu Wts Sep 2016 A	0.320	2.60 per unit	2016/09/02	35,000,000	2016/02/19
26443	Credit Suisse AG	AIA European Put Warrants Sep 2016 B	0.250	32.8800	2016/09/05	60,000,000	2016/02/19
26441	Credit Suisse AG	China Cinda European Warrants Oct 2016 A	0.300	2.48 per unit	2016/10/05	35,000,000	2016/02/19
26444	Credit Suisse AG	HSI European Put Warrants Sep 2016 C	0.220	17,000 per 7,300 units	2016/09/29	150,000,000	2016/02/19
26440	Credit Suisse AG	PICC European Warrants Jan 2017 A	0.250	12.7500	2017/01/27	60,000,000	2016/02/19
26424	Bank of East Asia	CITIC European Warrants Nov 2017 A	0.170	10.8700	2017/11/07	60,000,000	2016/02/19
26473	Bank of East Asia	CNBM European Warrants Oct 2016 A	0.330	3.68 per unit	2016/10/04	32,000,000	2016/02/19
26470	Bank of East Asia	Galaxy Ent European Warrants Dec 2016 A	0.250	32.2700	2016/12/23	40,000,000	2016/02/19
26423	Bank of East Asia	Great Wall Motor European Wts Dec 2017 A	0.160	6.6700	2017/12/29	70,000,000	2016/02/19
26456	Goldman Sachs SP (Asia)	CKP European Warrants Sep 2016 A	0.396	41.8800	2016/09/30	80,000,000	2016/02/19
26452	Goldman Sachs SP (Asia)	HSBC European Warrants Sep 2016 B	0.273	49.9800	2016/09/02	100,000,000	2016/02/19
26455	Goldman Sachs SP (Asia)	HS H-SHARE European Wts Aug 2016 A	0.502	80.8000	2016/08/29	80,000,000	2016/02/19
26453	Goldman Sachs SP (Asia)	Sands China Euro Wts Aug 2016 B	0.252	28.3800	2016/08/29	80,000,000	2016/02/19
26468	J P Morgan SP BV	Agricultural Bk Euro Warrants Dec 2016 A	0.251	2.60 per unit	2016/12/30	100,000,000	2016/02/19
26459	J P Morgan SP BV	BOCL European Warrants Sep 2016 A	0.253	3.05 per unit	2016/09/05	100,000,000	2016/02/19
26458	J P Morgan SP BV	CC Bank European Wts Nov 2016 A	0.255	4.60 per unit	2016/11/01	100,000,000	2016/02/19
26457	J P Morgan SP BV	HSBC European Warrants Sep 2016 D	0.288	49.0000	2016/09/30	100,000,000	2016/02/19
26462	J P Morgan SP BV	HSCEI European Wts Sep 2016 B	0.158	7,200 per 6,000 units	2016/09/29	200,000,000	2016/02/19
26463	J P Morgan SP BV	HSCEI European Put Warrants Dec 2016 B	0.250	7,000 per 4,000 units	2016/12/29	200,000,000	2016/02/19
26467	J P Morgan SP BV	ICBC European Warrants Sep 2016 B	0.252	3.88 per unit	2016/09/05	100,000,000	2016/02/19
10378	J P Morgan SP BV	N225 Index Euro Wts Jan 2017 A	0.253	16,500 per 450 units	2017/01/13	100,000,000	2016/02/19
10379	J P Morgan SP BV	N225 Idx Euro Put Wts Feb 2017 A	0.252	14,000 per 500 units	2017/02/10	100,000,000	2016/02/19
26469	J P Morgan SP BV	SPDR Gold Trust European Wts Sep 2016 A	0.825	1,050 per 100 units	2016/09/05	20,000,000	2016/02/19

Newly listed derivative warrants (continued)

Code	Issuer	Name of issue	Issue prices (HK\$)	Strike level/ Subscription price (HK\$) per 10 units	Subscription/ exercise period	Unit issued on initial listing	Listing date
26466	J P Morgan SP BV	Tracker Fund European Warrants Feb 2017 A	0.151	19.3800	2017/02/28	100,000,000	2016/02/19
26460	J P Morgan SP BV	Zijin Mining European Warrants Nov 2016 A	0.303	2.78 per unit	2016/11/30	60,000,000	2016/02/19
26450	Macquarie Bank Ltd.	China Mobile European Put Wts Oct 16 B	0.250	58.8800	2016/10/04	40,000,000	2016/02/19
26474	Macquarie Bank Ltd.	HSBC European Put Warrants Sep 2016 A	0.250	37.5000	2016/09/02	40,000,000	2016/02/19
26429	SGA Societe Generale Acceptance N.V.	CITBK Eu Wt Dec 16 A	0.400	4.50 per unit	2016/12/05	25,000,000	2016/02/19
26432	SGA Societe Generale Acceptance N.V.	Ping An Eu Wt Dec 16 A	0.270	36.8800	2016/12/05	120,000,000	2016/02/19
26436	UBS AG	AIA European Warrants Sep 2016 B	0.390	37.8800	2016/09/19	100,000,000	2016/02/19
26437	UBS AG	China Life European Warrants Sep 2016 A	0.250	15.8800	2016/09/19	100,000,000	2016/02/19
26438	UBS AG	Minsheng Bank European Warrants Dec 2018 A	0.150	6.5100	2018/12/03	70,000,000	2016/02/19
26434	UBS AG	HSBC European Warrants Sep 2016 C	0.410	45.8800	2016/09/19	100,000,000	2016/02/19
10382	BNP Paribas Arbit Issu B.V.	Gold European Wts Dec 2016 A	0.250	1,400 per 3,500 units	2016/12/16	50,000,000	2016/02/22
10383	BNP Paribas Arbit Issu B.V.	Gold European Put Wts Dec 16 B	0.250	1,100 per 3,500 units	2016/12/16	50,000,000	2016/02/22
10380	BNP Paribas Arbit Issu B.V.	USD/YEN Euro Wts Nov 2016 A	0.250	120 per 1 units	2016/11/25	50,000,000	2016/02/22
10381	BNP Paribas Arbit Issu B.V.	USD/YEN Eur Put Wts Nov 2016 B	0.250	105 per 1 units	2016/11/25	50,000,000	2016/02/22
26480	Credit Suisse AG	China Life European Put Wts Sep 2016 B	0.250	15.6200	2016/09/05	60,000,000	2016/02/22
26484	Goldman Sachs SP (Asia)	AIA European Warrants Aug 2016 B	0.424	38.0000	2016/08/30	80,000,000	2016/02/22
26483	Goldman Sachs SP (Asia)	PetroChina European Put Wts Sep16A	0.597	4.30 per unit	2016/09/29	80,000,000	2016/02/22
26477	HK Bank	BOCL European Warrants Sep 2016 B	0.250	3 per unit	2016/09/30	80,000,000	2016/02/22
26476	HK Bank	CC Bank European Warrants Sep 2016 B	0.300	4.58 per unit	2016/09/30	80,000,000	2016/02/22
26475	HK Bank	Ping An European Warrants Aug 2016 B	0.250	34.3800	2016/08/31	80,000,000	2016/02/22
26481	J P Morgan SP BV	Ch Overseas European Warrants Nov 2016 A	0.251	25.6000	2016/11/01	100,000,000	2016/02/22
26482	Macquarie Bank Ltd.	Agricultural Bk Euro Warrants Sep 2016 A	0.264	2.68 per unit	2016/09/02	38,000,000	2016/02/22
26478	Macquarie Bank Ltd.	Ping An European Warrants Jan 2017 B	0.250	40.8800	2017/01/04	40,000,000	2016/02/22
26479	SGA Societe Generale Acceptance N.V.	CITIC Sec Eu Wt Jan17A	0.250	17.6800	2017/01/05	40,000,000	2016/02/22
10386	UBS AG	Nikkei 225 European Warrants Sep 2016 A	0.250	16,500 per 600 units	2016/09/09	100,000,000	2016/02/22
10387	UBS AG	Nikkei 225 European Warrants Sep 2016 B	0.275	15,000 per 700 units	2016/09/09	100,000,000	2016/02/22
10384	UBS AG	Nikkei 225 European Warrants Dec 2016 C	0.250	19,000 per 500 units	2016/12/09	100,000,000	2016/02/22
10385	UBS AG	Nikkei 225 European Warrants Dec 2016 D	0.250	17,500 per 600 units	2016/12/09	100,000,000	2016/02/22
10388	UBS AG	Nikkei 225 European Put Warrants Dec 2016 E	0.250	14,000 per 500 units	2016/12/09	100,000,000	2016/02/22
26492	BNP Paribas Arbit Issu B.V.	HSCEI European Wts Sep 2016 B	0.170	8,200 per 4,800 units	2016/09/29	100,000,000	2016/02/23
26494	BNP Paribas Arbit Issu B.V.	HSCEI European Wts Dec 2016 A	0.160	9,000 per 4,500 units	2016/12/29	100,000,000	2016/02/23
26508	Credit Suisse AG	Agricultural Bank European Wts Sep 2016 A	0.250	2.78 per unit	2016/09/05	60,000,000	2016/02/23
26507	Credit Suisse AG	CITIC European Warrants Sep 2016 A	0.500	12 per unit	2016/09/05	50,000,000	2016/02/23
26506	Credit Suisse AG	HKEK European Warrants Nov 2016 C	0.150	182 per 100 units	2016/11/07	180,000,000	2016/02/23
26513	Goldman Sachs SP (Asia)	China Life Euro Wts Aug 2016 B	0.151	18.9000	2016/08/02	80,000,000	2016/02/23
26514	Goldman Sachs SP (Asia)	CM Bank European Wts May 2017 A	0.254	14.9800	2017/05/31	80,000,000	2016/02/23
26512	Goldman Sachs SP (Asia)	CSOP A50 ETF Euro Wts Sep 2018 A	0.172	11.7200	2018/09/26	80,000,000	2016/02/23
26516	Goldman Sachs SP (Asia)	HSCEI European Warrants Dec 2016 C	0.154	9,000 per 4,500 units	2016/12/29	150,000,000	2016/02/23
26489	HK Bank	HSCEI European Warrants Sep 2016 B	0.150	8,188 per 4,800 units	2016/09/29	180,000,000	2016/02/23
26490	HK Bank	HSCEI European Warrants Dec 2016 B	0.150	9,038 per 4,500 units	2016/12/29	180,000,000	2016/02/23
26487	HK Bank	HSI European Warrants Jul 2016 E	0.150	19,698 per 7,000 units	2016/07/28	180,000,000	2016/02/23
26488	HK Bank	HSI European Warrants Sep 2016 E	0.150	21,498 per 7,300 units	2016/09/29	180,000,000	2016/02/23
26491	HK Bank	HSI European Put Warrants Aug 2016 D	0.250	18,588 per 7,500 units	2016/08/30	180,000,000	2016/02/23

Newly listed derivative warrants (continued)

Code	Issuer	Name of issue	Issue prices (HK\$)	Strike level/ Subscription price (HK\$) per 10 units	Subscription/ exercise period	Unit issued on initial listing	Listing date
26485	HK Bank	HSI European Put Warrants Sep 2016 D	0.180	17,448 per 6,500 units	2016/09/29	180,000,000	2016/02/23
26501	Macquarie Bank Ltd.	China Agri European Wts Mar 2017 A	0.500	3.33 per unit	2017/03/02	20,000,000	2016/02/23
26495	Macquarie Bank Ltd.	CGN Power European Warrants Dec 2016 A	0.425	3.08 per unit	2016/12/02	24,000,000	2016/02/23
26499	Macquarie Bank Ltd.	Ch LongYuan European Wts May 2017 A	1.054	5.58 per unit	2017/05/16	9,500,000	2016/02/23
26496	Macquarie Bank Ltd.	Lenovo European Warrants Sep 2016 A	0.556	8.58 per unit	2016/09/02	18,000,000	2016/02/23
26503	SGA Societe Generale Acceptance N.V.	COVS Eu Wts Nov 2016 A	0.265	26.5000	2016/11/03	40,000,000	2016/02/23
26505	SGA Societe Generale Acceptance N.V.	Ch Vanke Eu Wts Dec 16 A	0.265	18.1800	2016/12/05	40,000,000	2016/02/23
26510	UBS AG	CNOOC European Warrants Sep 2016 B	0.650	9.88 per unit	2016/09/26	50,000,000	2016/02/23
26511	UBS AG	HSI European Put Warrants Sep 2016 J	0.250	19,200 per 9,000 units	2016/09/29	300,000,000	2016/02/23
26509	UBS AG	PetroChina European Warrants Sep 2016 A	0.400	5.88 per unit	2016/09/26	50,000,000	2016/02/23
26524	BNP Paribas Arbit Issu B.V.	China Overseas Eu Wt Oct 2016A	0.270	25.0000	2016/10/04	40,000,000	2016/02/24
26521	BNP Paribas Arbit Issu B.V.	HSBC European Wts Sep 2016 C	0.170	54.8500	2016/09/02	60,000,000	2016/02/24
26518	HK Bank	China Life European Warrants Aug 2016 A	0.150	18.9000	2016/08/01	80,000,000	2016/02/24
26517	HK Bank	Stanchart European Warrants Aug 2016 A	0.450	53.8800	2016/08/31	40,000,000	2016/02/24
26526	J P Morgan SP BV	CGN Power European Warrants Oct 2016 A	0.379	2.68 per unit	2016/10/14	60,000,000	2016/02/24
26519	Macquarie Bank Ltd.	Tencent European Warrants Sep 2016 A	0.401	199.8800	2016/09/02	25,000,000	2016/02/24
26525	SGA Societe Generale Acceptance N.V.	HKEX Eu Wt Dec 2016 C	0.165	182 per 100 units	2016/12/05	200,000,000	2016/02/24
26532	Goldman Sachs SP (Asia)	HSI European Put Wts Aug 2016 F	0.159	18,000 per 8,000 units	2016/08/30	150,000,000	2016/02/25
26539	J P Morgan SP BV	Sinopec Corp Eu Put Wt Oct 2016 B	0.337	3.88 per unit	2016/10/03	100,000,000	2016/02/25
26538	J P Morgan SP BV	Galaxy Ent European Put Wts Oct 2016 B	0.352	25.2500	2016/10/03	100,000,000	2016/02/25
26540	J P Morgan SP BV	HSI European Put Warrants Sep 2016 C	0.156	17,500 per 6,500 units	2016/09/29	300,000,000	2016/02/25
26531	Macquarie Bank Ltd.	Galaxy Ent European Wts Jul 2016 B	0.150	33.2800	2016/07/05	67,000,000	2016/02/25
26530	Macquarie Bank Ltd.	Sands China European Wts Jul 2016 A	0.167	32.8800	2016/07/05	60,000,000	2016/02/25
26527	Macquarie Bank Ltd.	SHK Ppt European Warrants Sep 2016 A	0.441	97.5800	2016/09/02	23,000,000	2016/02/25
10389	SGA Societe Generale Acceptance NV	Nikkei 225 Eu Wt Dec 16 C	0.250	17,000 per 500 units	2016/12/09	150,000,000	2016/02/25
10390	SGA Societe Generale Acceptance NV	N225 Eu Put Wt Dec 2016 D	0.250	14,800 per 460 units	2016/12/09	150,000,000	2016/02/25
26541	J P Morgan SP BV	MGM China European Warrants Oct 2017 A	0.250	11.0000	2017/10/03	100,000,000	2016/02/26
26544	Macquarie Bank Ltd.	Ali Pictures European Warrants May 17 A	0.924	2.88 per unit	2017/05/04	11,000,000	2016/02/26
26545	Macquarie Bank Ltd.	ICBC European Put Warrants Mar 2017 C	0.250	2.98 per unit	2017/03/02	40,000,000	2016/02/26
26542	Macquarie Bank Ltd.	Tencent European Warrants Sep 2016 B	0.836	169.8800	2016/09/02	12,000,000	2016/02/26
26548	SGA Societe Generale Acceptance N.V.	HKEX Eu Wt Jun 2016 E	0.150	170 per 100 units	2016/06/03	200,000,000	2016/02/26
26546	UBS AG	Geely Auto European Warrants Oct 2016 A	0.445	3.68 per unit	2016/10/24	40,000,000	2016/02/26
26547	UBS AG	Galaxy Ent European Warrants Sep 2016 A	0.310	29.1800	2016/09/30	70,000,000	2016/02/26
26555	Goldman Sachs SP (Asia)	A50 China European Wts Aug 2016 D	0.375	11.78 per unit	2016/08/31	60,000,000	2016/02/29
26554	J P Morgan SP BV	HSBC European Put Warrants Oct 2016 B	0.252	43.0000	2016/10/03	100,000,000	2016/02/29
26549	Macquarie Bank Ltd.	Shenzhen Int'l European Wts Mar 2017 A	0.250	13.8800	2017/03/02	40,000,000	2016/02/29
26550	SGA Societe Generale Acceptance N.V.	HSBC Eu Wt Oct 2016 D	0.420	48.8800	2016/10/05	100,000,000	2016/02/29
26553	SGA Societe Generale Acceptance N.V.	HSBC Eu Wt Dec 2016 A	0.250	55.0000	2016/12/05	100,000,000	2016/02/29
26566	BOCI Asia Ltd.	HSBC European Warrants Sep 2016 B	0.280	50.0000	2016/09/09	100,000,000	2016/03/01
26567	BOCI Asia Ltd.	HSBC European Put Warrants Sep 2016 C	0.320	43.8800	2016/09/02	100,000,000	2016/03/01
26575	Credit Suisse AG	ChiUnicom European Warrants Dec 2016 B	0.150	9.1900	2016/12/12	100,000,000	2016/03/01
26576	Credit Suisse AG	Galaxy Ent European Warrants Sep 2016 A	0.250	31.8800	2016/09/05	80,000,000	2016/03/01
26582	Goldman Sachs SP (Asia)	CHALCO European Wts Sep 2016 A	0.472	3.02 per unit	2016/09/01	22,000,000	2016/03/01

Newly listed derivative warrants (continued)

Code	Issuer	Name of issue	Issue prices (HK\$)	Strike level/ Subscription price (HK\$) per 10 units	Subscription/ exercise period	Unit issued on initial listing	Listing date
26580	Goldman Sachs SP (Asia)	GCL-Poly Energy Euro Wts Sep16A	0.250	1.32 per unit	2016/09/30	40,000,000	2016/03/01
26556	HK Bank	Galaxy Ent European Warrants Oct 2016 B	0.250	30.8800	2016/10/31	50,000,000	2016/03/01
26561	HK Bank	HKEX European Warrants Dec 2016 B	0.160	188.10 per 100 units	2016/12/28	100,000,000	2016/03/01
26562	HK Bank	HKEX European Warrants May 2017 A	0.150	208.20 per 100 units	2017/05/31	100,000,000	2016/03/01
26558	HK Bank	HKEX European Put Warrants Oct 2016 B	0.150	153.28 per 100 units	2016/10/31	100,000,000	2016/03/01
26559	HK Bank	HSI European Warrants Aug 2016 E	0.150	20,298 per 6,000 units	2016/08/30	180,000,000	2016/03/01
26573	Macquarie Bank Ltd.	AIA European Put Warrants Oct 2016 A	0.392	37.1800	2016/10/04	26,000,000	2016/03/01
26574	Macquarie Bank Ltd.	Tencent European Put Wts Sep 2016 C	0.835	119.8800	2016/09/08	12,000,000	2016/03/01
26579	SGA Societe Generale Acceptance N.V.	AIA Eur Wt Aug 2016 B	0.200	43.8800	2016/08/03	100,000,000	2016/03/01
26578	SGA Societe Generale Acceptance N.V.	CMB Eu Wts Jun 2017 A	0.250	15.1800	2017/06/05	100,000,000	2016/03/01
26569	SGA Societe Generale Acceptance N.V.	Galaxy Ent Eu Wt Sep16B	0.250	31.8000	2016/09/05	80,000,000	2016/03/01
26577	SGA Societe Generale Acceptance N.V.	Petch Eu Wt Sep 2016B	0.280	6.20 per unit	2016/09/05	60,000,000	2016/03/01
26570	SGA Societe Generale Acceptance N.V.	Ping An Eu Wt Aug 16 B	0.215	38.3800	2016/08/03	120,000,000	2016/03/01
26572	SGA Societe Generale Acceptance N.V.	Sands China Eu Wt Oct16A	0.250	32.8800	2016/10/05	80,000,000	2016/03/01
19905*	BOCI Asia Ltd.	Tencent Holdings European Wts Jun 2016 A	0.114	140 per 100 units	2016/06/27	100,000,000	2016/03/01
26592	Credit Suisse AG	HSBC European Wts Oct 2016 B	0.250	53.4800	2016/10/05	120,000,000	2016/03/02
26596	J P Morgan SP BV	AIA European Warrants Oct 2016 A	0.251	45.5000	2016/10/03	100,000,000	2016/03/02
26590	J P Morgan SP BV	HSBC European Warrants Nov 2016 A	0.251	53.0000	2016/11/03	100,000,000	2016/03/02
26595	J P Morgan SP BV	HSBC European Warrants Nov 2016 B	0.344	46.5000	2016/11/04	100,000,000	2016/03/02
26594	Macquarie Bank Ltd.	China Vanke European Warrants Apr 17 A	0.352	22.3300	2017/04/04	30,000,000	2016/03/02
26583	SGA Societe Generale Acceptance N.V.	HSI Eur Wt Jul 2016 D	0.150	19,400 per 8,000 units	2016/07/28	150,000,000	2016/03/02
26585	SGA Societe Generale Acceptance N.V.	HSI Eur Wt Aug 2016 D	0.165	19,800 per 7,000 units	2016/08/30	150,000,000	2016/03/02
26589	SGA Societe Generale Acceptance N.V.	HSI Eur Wt Sep 2016 F	0.150	20,200 per 8,300 units	2016/09/29	150,000,000	2016/03/02
26591	UBS AG	HSBC European Warrants Nov 2016 A	0.250	56.8800	2016/11/14	100,000,000	2016/03/02
26598	BOCI Asia Ltd.	Tencent Holdings European Wts Dec 2016 D	0.150	153.88 per 100 units	2016/12/09	200,000,000	2016/03/03
26614	Credit Suisse AG	CKI Holdings European Warrants Sep 2016 A	0.350	88.8800	2016/09/30	30,000,000	2016/03/03
26611	Credit Suisse AG	Geely Auto European Warrants Sep 2016 A	0.300	3.38 per unit	2016/09/05	35,000,000	2016/03/03
26612	Credit Suisse AG	HSBC European Wts Oct 2016 C	0.340	46.3800	2016/10/05	120,000,000	2016/03/03
26613	Credit Suisse AG	Stanchart European Warrants Sep 2016 B	0.650	42.8800	2016/09/05	30,000,000	2016/03/03
26617	Goldman Sachs SP (Asia)	HSBC European Warrants Sep 2016 C	0.150	52.8500	2016/09/30	120,000,000	2016/03/03
26599	HK Bank	Agricultural Bank European Warrants Aug 2016 B	0.180	2.69 per unit	2016/08/31	80,000,000	2016/03/03
26604	HK Bank	China Shenhua European Warrants Jan 2017 A	0.150	13.1000	2017/01/27	80,000,000	2016/03/03
26605	HK Bank	Geely Auto European Warrants Sep 2016 A	0.300	3.38 per unit	2016/09/30	50,000,000	2016/03/03
26602	HK Bank	SHK Ppt European Warrants Oct 2017 A	0.150	79.49 per 99 units	2017/10/31	100,000,000	2016/03/03
26601	HK Bank	Zijin Mining European Warrants Sep 2016 A	0.280	2.50 per unit	2016/09/30	50,000,000	2016/03/03
26615	J P Morgan SP BV	CAM CSI300 European Warrants Nov 2016 A	0.257	39.0000	2016/11/01	100,000,000	2016/03/03
26616	J P Morgan SP BV	Stanchart European Warrants Oct 2016 A	0.348	46.8800	2016/10/04	100,000,000	2016/03/03
26608	Macquarie Bank Ltd.	HSBC European Warrants Sep 2016 B	0.163	51.8800	2016/09/02	62,000,000	2016/03/03
26609	SGA Societe Generale Acceptance N.V.	Galaxy Ent Eu Wt Nov16B	0.295	29.8800	2016/11/03	80,000,000	2016/03/03
26606	SGA Societe Generale Acceptance N.V.	HSBC Eu Wt Sep 2016 C	0.185	49.9800	2016/09/05	100,000,000	2016/03/03
26610	SGA Societe Generale Acceptance N.V.	Tencent Eu Wt Sep 16 C	1.180	148.0000	2016/09/05	30,000,000	2016/03/03
26621	HK Bank	HSI European Put Warrants Mar 2017 A	0.250	16,000 per 7,000 units	2017/03/30	180,000,000	2016/03/04
26628	HK Bank	HSI European Put Warrants Jun 2017 A	0.250	15,000 per 6,500 units	2017/06/29	180,000,000	2016/03/04

Newly listed derivative warrants (continued)

Code	Issuer	Name of issue	Issue prices (HK\$)	Strike level/ Subscription price (HK\$) per 10 units	Subscription/ exercise period	Unit issued on initial listing	Listing date
26639	J P Morgan SP BV	CKI Holdings European Warrants Sep 2016 A	0.310	88.8800	2016/09/06	40,000,000	2016/03/04
26620	Macquarie Bank Ltd.	CNOOC European Warrants Sep 2016 C	0.566	9.88 per unit	2016/09/05	18,000,000	2016/03/04
26631	SGA Societe Generale Acceptance N.V.	Ch Mob Eu Wt Sep 16 A	0.270	95.8800	2016/09/05	80,000,000	2016/03/04
26634	SGA Societe Generale Acceptance N.V.	Stanchart Eu Wt Oct 16C	0.465	47.8800	2016/10/05	22,000,000	2016/03/04
26636	SGA Societe Generale Acceptance N.V.	Tencent Eu Wt Dec 16 B	0.150	153.88 per 100 units	2016/12/05	500,000,000	2016/03/04
26197#	BOCI Asia Ltd.	China Life European Warrants Aug 2016 B	0.083	18.8800	2016/08/08	150,000,000	2016/03/04
26667	BNP Paribas Arbit Issu B.V.	HSI European Wts Sep 2016 C	0.150	19,200 per 8,000 units	2016/09/29	100,000,000	2016/03/07
26668	BNP Paribas Arbit Issu B.V.	HSI Euro Put Wts Sep 2016 D	0.180	18,400 per 7,500 units	2016/09/29	100,000,000	2016/03/07
26669	Credit Suisse AG	ICBC European Warrants Sep 2016 B	0.250	3.98 per unit	2016/09/06	70,000,000	2016/03/07
26650	Goldman Sachs SP (Asia)	HKEX European Warrants Sep 2016 B	0.198	170 per 100 units	2016/09/13	150,000,000	2016/03/07
26651	Goldman Sachs SP (Asia)	HKEX European Warrants Sep 2016 C	0.169	178 per 100 units	2016/09/30	150,000,000	2016/03/07
26670	Goldman Sachs SP (Asia)	Stanchart European Wts Sep 2016 A	0.436	48.8800	2016/09/29	50,000,000	2016/03/07
26647	Goldman Sachs SP (Asia)	Tencent European Wt Nov 2016 A	0.150	153.80 per 100 units	2016/11/25	150,000,000	2016/03/07
26649	Goldman Sachs SP (Asia)	Tencent European Wt Dec 2016 E	0.225	138 per 100 units	2016/12/22	150,000,000	2016/03/07
26654	HK Bank	CHALCO European Warrants Sep 2016 A	0.350	3.38 per unit	2016/09/30	50,000,000	2016/03/07
26653	HK Bank	CITIC Bank European Warrants Sep 2016 A	0.300	4.80 per unit	2016/09/30	50,000,000	2016/03/07
26657	HK Bank	CSOP A50 ETF European Warrants Oct 2017 A	0.150	9.5100	2017/10/30	180,000,000	2016/03/07
26662	HK Bank	Foxconn European Warrants Sep 2016 A	0.250	3.18 per unit	2016/09/30	50,000,000	2016/03/07
26661	HK Bank	Fosun Intl European Warrants Aug 2016 A	0.150	12.3000	2016/08/24	80,000,000	2016/03/07
26659	HK Bank	A50 China European Warrants Dec 2017 A	0.150	9.3700	2017/12/29	180,000,000	2016/03/07
26656	HK Bank	HSI European Warrants Jun 2017 B	0.250	23,000 per 6,000 units	2017/06/29	180,000,000	2016/03/07
26641	Haitong Int'l Sec	HKEX European Warrants Sep 2016 A	0.150	178 per 100 units	2016/09/30	200,000,000	2016/03/07
26643	Haitong Int'l Sec	Haitong Sec European Warrants Sep 2016 A	0.150	13.8800	2016/09/30	80,000,000	2016/03/07
26683	Goldman Sachs SP (Asia)	China Life Euro Wts Aug 2016 C	0.156	17.7900	2016/08/30	100,000,000	2016/03/08
26686	Goldman Sachs SP (Asia)	China Life Euro Wts Sep 2016 A	0.195	16.9000	2016/09/01	100,000,000	2016/03/08
26671	HK Bank	CGS European Warrants Nov 2017 A	0.150	6.2900	2017/11/30	80,000,000	2016/03/08
26673	HK Bank	CKH European Warrants Nov 2017 A	0.150	91.90 per 100 units	2017/11/30	100,000,000	2016/03/08
26674	HK Bank	Minsheng Bank European Warrants Dec 2018 A	0.150	6.4900	2018/12/04	100,000,000	2016/03/08
26672	HK Bank	ICBC European Warrants Sep 2016 B	0.250	4.08 per unit	2016/09/30	80,000,000	2016/03/08
26675	HK Bank	ICBC European Warrants Sep 2016 C	0.300	3.85 per unit	2016/09/30	80,000,000	2016/03/08
26676	J P Morgan SP BV	China Life European Warrants Nov 2016 A	0.250	16.6600	2016/11/01	100,000,000	2016/03/08
26682	J P Morgan SP BV	Sands China European Warrants Oct 2016 A	0.250	31.0000	2016/10/03	100,000,000	2016/03/08
26681	Macquarie Bank Ltd.	China Life European Wts Nov 2016 A	0.278	15.5800	2016/11/02	36,000,000	2016/03/08
26677	SGA Societe Generale Acceptance N.V.	CLife Eu Wt Oct 2016 B	0.250	15.7800	2016/10/05	150,000,000	2016/03/08
26678	SGA Societe Generale Acceptance NV	Minsheng Bk Eu Wt Nov16 B	0.670	6.98 per unit	2016/11/03	15,000,000	2016/03/08
26680	SGA Societe Generale Acceptance N.V.	Kingsoft Eu Wt Oct16B	0.255	16.8800	2016/10/05	40,000,000	2016/03/08
26687	BOCI Asia Ltd.	China Life European Warrants Oct 2016 A	0.170	18.2800	2016/10/31	200,000,000	2016/03/09
26693	BNP Paribas Arbit Issu B.V.	AIA European Wts Sep 2016 B	0.310	42.9000	2016/09/02	40,000,000	2016/03/09
26688	BNP Paribas Arbit Issu B.V.	HKEX European Wts Jan 2017 A	0.170	188 per 100 units	2017/01/04	60,000,000	2016/03/09
26689	BNP Paribas Arbit Issu B.V.	HKEX Euro Put Wts Nov 2016 A	0.170	158.80 per 100 units	2016/11/02	60,000,000	2016/03/09
26702	Credit Suisse AG	AIA European Warrants Oct 2016 A	0.250	49.6800	2016/10/05	80,000,000	2016/03/09
26700	Credit Suisse AG	Galaxy Ent European Put Wts Jul 2016 C	0.190	23.8800	2016/07/05	60,000,000	2016/03/09
26709	Goldman Sachs SP (Asia)	BOCL European Warrants Mar 2017 A	0.166	3.71 per unit	2017/03/30	100,000,000	2016/03/09

Newly listed derivative warrants (continued)

Code	Issuer	Name of issue	Issue prices (HK\$)	Strike level/ Subscription price (HK\$) per 10 units	Subscription/ exercise period	Unit issued on initial listing	Listing date
26705	J P Morgan SP BV	CC Bank Euro Put Wts Oct 2016 B	0.277	4.25 per unit	2016/10/03	100,000,000	2016/03/09
26703	J P Morgan SP BV	HSI European Put Warrants Sep 2016 D	0.251	18,800 per 8,000 units	2016/09/29	300,000,000	2016/03/09
26696	Macquarie Bank Ltd.	Kingsoft European Warrants Oct 2016 A	0.250	19.8800	2016/10/04	40,000,000	2016/03/09
26698	SGA Societe Generale Acceptance N.V.	CLife Eu Wt Sep 2016 D	0.150	18.8800	2016/09/05	150,000,000	2016/03/09
26707	UBS AG	China Life European Warrants Dec 2016 A	0.250	19.1800	2016/12/30	100,000,000	2016/03/09
26706	UBS AG	Galaxy Ent European Put Warrants Oct 2016 A	0.425	25.1800	2016/10/24	60,000,000	2016/03/09
26704	UBS AG	HSI European Put Warrants Jul 2016 B	0.250	19,500 per 7,000 units	2016/07/28	300,000,000	2016/03/09
26712	Goldman Sachs SP (Asia)	HSI European Put Wts Jul 2016 F	0.199	19,400 per 6,500 units	2016/07/28	200,000,000	2016/03/10
26713	J P Morgan SP BV	Yanzhou Coal European Warrants Sep 2017 A	0.151	3.2800	2017/09/01	100,000,000	2016/03/10
26711	Macquarie Bank Ltd.	CKP European Warrants Oct 2016 A	0.335	49.8800	2016/10/04	30,000,000	2016/03/10
26710	Macquarie Bank Ltd.	ICBC European Warrants Jun 2017 A	0.250	5.38 per unit	2017/06/02	40,000,000	2016/03/10
24797#	BOCI Asia Ltd.	Tencent Holdings European Wts Jul 2016 C	0.101	150 per 100 units	2016/07/11	150,000,000	2016/03/10
26744	Credit Suisse AG	HKEX European Warrants Jun 2017 B	0.150	208.20 per 100 units	2017/06/05	180,000,000	2016/03/11
26734	HK Bank	China Life European Warrants Sep 2016 A	0.250	18.1800	2016/09/30	100,000,000	2016/03/11
26733	HK Bank	China Life European Warrants Dec 2016 A	0.250	19.8000	2016/12/30	100,000,000	2016/03/11
26723	HK Bank	CSOP A50 ETF European Warrants Dec 2016 C	0.150	10.8600	2016/12/02	180,000,000	2016/03/11
26736	HK Bank	HSCEI European Warrants Sep 2016 D	0.250	8,580 per 4,000 units	2016/09/29	180,000,000	2016/03/11
26735	HK Bank	HSCEI European Warrants Jun 2017 A	0.250	10,000 per 4,000 units	2017/06/29	180,000,000	2016/03/11
26716	HK Bank	HSCEI European Put Warrants Sep 2016 C	0.250	8,088 per 4,200 units	2016/09/29	180,000,000	2016/03/11
26717	HK Bank	HSI European Put Warrants Sep 2016 F	0.180	19,108 per 9,000 units	2016/09/29	180,000,000	2016/03/11
26719	HK Bank	PetroChina European Warrants Sep 2016 B	0.350	6.08 per unit	2016/09/30	80,000,000	2016/03/11
26718	HK Bank	Ping An European Warrants Sep 2016 C	0.300	37.2800	2016/09/30	80,000,000	2016/03/11
26720	HK Bank	Sands China European Warrants Sep 2016 A	0.250	31.8800	2016/09/30	80,000,000	2016/03/11
26755	J P Morgan SP BV	Techtronic European Warrants Nov 2016 A	0.394	35.0000	2016/11/01	40,000,000	2016/03/11
26737	Macquarie Bank Ltd.	CKI Holdings European Warrants Dec16 A	0.457	90.8800	2016/12/02	22,000,000	2016/03/11
26739	Macquarie Bank Ltd.	China Life European Wts Dec 2016 B	0.250	18.9800	2016/12/02	40,000,000	2016/03/11
26745	Macquarie Bank Ltd.	Samsonite European Warrants Oct 2016 A	0.250	28.8800	2016/10/04	40,000,000	2016/03/11
26728	SGA Societe Generale Acceptance N.V.	Galaxy Eu Put Wt Oct16A	0.265	23.0000	2016/10/05	80,000,000	2016/03/11
26747	SGA Societe Generale Acceptance N.V.	HSI Eur Wt Aug 2016 E	0.150	20,600 per 7,200 units	2016/08/30	150,000,000	2016/03/11
26748	SGA Societe Generale Acceptance N.V.	HSI Eur Wt Sep 2016 G	0.150	21,000 per 7,000 units	2016/09/29	150,000,000	2016/03/11
26753	SGA Societe Generale Acceptance N.V.	HSI Eur Wt Sep 2016 H	0.150	21,400 per 7,300 units	2016/09/29	150,000,000	2016/03/11
26754	SGA Societe Generale Acceptance N.V.	HSI Eur Wt Dec 2016 C	0.150	22,000 per 7,500 units	2016/12/29	150,000,000	2016/03/11
26730	SGA Societe Generale Acceptance NV	Sands Ch Eu Put Wt Oct16B	0.255	24.0000	2016/10/05	80,000,000	2016/03/11
26742	UBS AG	Ping An European Warrants Aug 2016 F	0.182	40.5500	2016/08/08	100,000,000	2016/03/11
26743	UBS AG	Stanchart European Warrants Oct 2016 A	0.475	60.8800	2016/10/11	50,000,000	2016/03/11
26757	BNP Paribas Arbit Issu B.V.	CAM CSI300 Euro Wts Oct 2016 A	0.250	40.0000	2016/10/04	60,000,000	2016/03/14
26758	BNP Paribas Arbit Issu B.V.	HS H-SHARE Euro Wts Oct 2016 A	0.440	92.2800	2016/10/04	40,000,000	2016/03/14
26773	Goldman Sachs SP (Asia)	HKEX European Warrants May 2017 B	0.150	208.20 per 100 units	2017/05/29	250,000,000	2016/03/14
26756	Goldman Sachs SP (Asia)	HSI European Warrants Sep 2016 E	0.168	21,400 per 7,300 units	2016/09/29	200,000,000	2016/03/14
26763	Goldman Sachs SP (Asia)	Ping An European Wts Aug 2016 F	0.175	40.5500	2016/08/08	100,000,000	2016/03/14
26764	J P Morgan SP BV	HSI European Put Warrants Jun 2016 G	0.150	19,000 per 7,000 units	2016/06/29	300,000,000	2016/03/14
26767	J P Morgan SP BV	Samsonite European Warrants Sep 2016 A	0.250	28.8800	2016/09/15	60,000,000	2016/03/14
26761	Macquarie Bank Ltd.	Ali Health European Warrants May 2017A	0.250	6.8800	2017/05/04	40,000,000	2016/03/14

Newly listed derivative warrants (continued)

Code	Issuer	Name of issue	Issue prices (HK\$)	Strike level/ Subscription price (HK\$) per 10 units	Subscription/ exercise period	Unit issued on initial listing	Listing date
26759	Macquarie Bank Ltd.	Geely Auto European Wts Oct 2016 A	0.334	5.38 per unit	2016/10/04	30,000,000	2016/03/14
26762	Macquarie Bank Ltd.	Greatwall Motor European Wts Sep 2017 A	0.250	9.3800	2017/09/04	40,000,000	2016/03/14
24721#	Credit Suisse AG	Tencent Holdings European Wts Sep 2016 A	0.073	160.88 per 100 units	2016/09/30	150,000,000	2016/03/14
26784	BOCI Asia Ltd.	CNOOC European Warrants Oct 2016 A	0.610	10.80 per unit	2016/10/03	100,000,000	2016/03/15
26785	BOCI Asia Ltd.	Sinopec Corp European Warrants Oct 2016 A	0.442	5.38 per unit	2016/10/11	100,000,000	2016/03/15
26781	BOCI Asia Ltd.	Tencent Holdings European Wts Jan 2017 A	0.159	149.88 per 100 units	2017/01/04	200,000,000	2016/03/15
26797	BNP Paribas Arbit Issu B.V.	CKI Holdings Euro Wts Oct16A	0.320	90.3800	2016/10/04	32,000,000	2016/03/15
26795	BNP Paribas Arbit Issu B.V.	Ping An European Wt Aug 2016 C	0.240	38.3800	2016/08/02	60,000,000	2016/03/15
26780	Haitong Int'l Sec	Ch Comm Cons European Warrants Oct 2017A	0.180	9.0000	2017/10/30	80,000,000	2016/03/15
26779	Haitong Int'l Sec	China Mobile European Warrants Jul 2016A	0.161	93.8800	2016/07/04	80,000,000	2016/03/15
26778	Haitong Int'l Sec	CNOOC European Warrants May 2018 A	0.150	10.8800	2018/05/28	80,000,000	2016/03/15
26774	Haitong Int'l Sec	HSBC European Warrants Aug 2016 A	0.171	52.0000	2016/08/30	100,000,000	2016/03/15
26775	Haitong Int'l Sec	Tencent European Warrants Dec 2016 A	0.150	160 per 100 units	2016/12/30	100,000,000	2016/03/15
26788	J P Morgan SP BV	HSI European Warrants Sep 2016 E	0.150	21,000 per 7,000 units	2016/09/29	300,000,000	2016/03/15
26787	J P Morgan SP BV	Tencent European Warrants Nov 2016 A	0.151	153.88 per 100 units	2016/11/30	200,000,000	2016/03/15
26789	Macquarie Bank Ltd.	BYD European Warrants Nov 2016 A	0.910	55.8800	2016/11/02	11,000,000	2016/03/15
26790	Macquarie Bank Ltd.	CC Bank European Warrants Oct 2016 A	0.455	4.90 per unit	2016/10/04	22,000,000	2016/03/15
26800	Macquarie Bank Ltd.	Cathay Pacific European Wts Oct 2017 A	0.250	16.8800	2017/10/04	40,000,000	2016/03/15
26806	Goldman Sachs SP (Asia)	Agri Bk European Wts Sep 2016 B	0.152	2.79 per unit	2016/09/02	100,000,000	2016/03/16
26805	Goldman Sachs SP (Asia)	Chi Res Land Euro Wts Sep 2016 A	0.215	23.9000	2016/09/01	50,000,000	2016/03/16
26807	Goldman Sachs SP (Asia)	NCI European Warrants Sep 2016 B	0.336	28.6800	2016/09/30	40,000,000	2016/03/16
26808	J P Morgan SP BV	CITIC European Warrants Dec 2017 A	0.152	13.3000	2017/12/29	100,000,000	2016/03/16
26801	SGA Societe Generale Acceptance NV	Chi Res Land Eu Wt Nov16A	0.300	21.0000	2016/11/03	35,000,000	2016/03/16
26802	SGA Societe Generale Acceptance N.V.	A50 Ch Eu Wt Oct 2016B	0.580	10.50 per unit	2016/10/05	20,000,000	2016/03/16
26803	SGA Societe Generale Acceptance N.V.	Shimao Ppt Eu Wt Aug17A	0.220	14.5000	2017/08/02	50,000,000	2016/03/16
26804	SGA Societe Generale Acceptance NV	Yanzhou Coal Eu Wt Nov16A	0.590	4.28 per unit	2016/11/03	18,000,000	2016/03/16
26824	Goldman Sachs SP (Asia)	Lenovo European Wts Apr 2018 A	0.152	6.5900	2018/04/30	80,000,000	2016/03/17
26811	HK Bank	BOC HK European Warrants Jan 2017 A	0.160	23.3800	2017/01/27	80,000,000	2016/03/17
26812	HK Bank	CNOOC European Put Warrants Nov 2017 A	0.150	8.4900	2017/11/30	80,000,000	2016/03/17
26818	Haitong Int'l Sec	BOCL European Warrants Aug 2016 A	0.150	3.08 per unit	2016/08/29	80,000,000	2016/03/17
26815	Haitong Int'l Sec	GAC European Warrants Nov 2017 A	0.162	8.2000	2017/11/27	65,000,000	2016/03/17
26813	Haitong Int'l Sec	ICBC European Warrants Sep 2016 A	0.250	4.35 per unit	2016/09/30	40,000,000	2016/03/17
26819	Haitong Int'l Sec	PetroChina European Warrants Sep 2016 A	0.250	6.68 per unit	2016/09/30	40,000,000	2016/03/17
26814	Haitong Int'l Sec	Ping An European Warrants Sep 2016 A	0.210	38.5000	2016/09/29	50,000,000	2016/03/17
26823	J P Morgan SP BV	Galaxy Ent European Put Wts Nov 2016 A	0.250	21.0000	2016/11/01	100,000,000	2016/03/17
26820	Macquarie Bank Ltd.	CITIC European Warrants Oct 2016 B	0.714	13.88 per unit	2016/10/04	15,000,000	2016/03/17
26822	UBS AG	Kingsoft European Warrants Nov 2016 A	0.285	18.1800	2016/11/14	100,000,000	2016/03/17
26821	UBS AG	Zijin Mining European Warrants Nov 2016 A	0.320	2.88 per unit	2016/11/21	40,000,000	2016/03/17
26838	Credit Suisse AG	Ping An European Warrants Oct 2016 C	0.150	41.3300	2016/10/04	80,000,000	2016/03/18
26837	Bank of East Asia	BYD European Warrants Dec 2018 A	0.250	36 per 100 units	2018/12/31	100,000,000	2016/03/18
26835	Bank of East Asia	CC Bank European Warrants Nov 2016 A	0.250	4.98 per unit	2016/11/04	40,000,000	2016/03/18
26836	Bank of East Asia	CM Bank European Warrants Mar 2017 A	0.250	15.0000	2017/03/03	40,000,000	2016/03/18
26834	Bank of East Asia	Stanchart European Warrants Dec 2018 A	0.250	33.80 per 100 units	2018/12/31	100,000,000	2016/03/18

Newly listed derivative warrants (continued)

Code	Issuer	Name of issue	Issue prices (HK\$)	Strike level/ Subscription price (HK\$) per 10 units	Subscription/ exercise period	Unit issued on initial listing	Listing date
26825	HK Bank	AIA European Warrants Sep 2016 A	0.300	44.3800	2016/09/30	80,000,000	2016/03/18
26827	HK Bank	AIA European Put Warrants Sep 2016 B	0.250	38.0000	2016/09/30	50,000,000	2016/03/18
26833	Macquarie Bank Ltd.	AIA European Warrants Oct 2016 B	0.318	45.6800	2016/10/04	32,000,000	2016/03/18
26829	Macquarie Bank Ltd.	CHALCO European Warrants Oct 2016 A	0.427	3.28 per unit	2016/10/04	24,000,000	2016/03/18
26832	Macquarie Bank Ltd.	Tencent European Warrants Oct 2016 C	0.591	185.8800	2016/10/04	17,000,000	2016/03/18
26831	UBS AG	BOCL European Warrants Feb 2017 A	0.170	3.51 per unit	2017/02/24	60,000,000	2016/03/18
26830	UBS AG	Yanzhou Coal European Wts Dec 2017 A	0.177	5.9900	2017/12/27	70,000,000	2016/03/18
26843	Credit Suisse AG	AIA European Put Warrants Nov 2016 A	0.250	35.3800	2016/11/02	70,000,000	2016/03/21
26840	Credit Suisse AG	BOCL European Warrants Oct 2016 A	0.150	3.30 per unit	2016/10/03	80,000,000	2016/03/21
26844	Credit Suisse AG	CNBM European Warrants Oct 2016 A	0.470	4.48 per unit	2016/10/03	30,000,000	2016/03/21
26850	Goldman Sachs SP (Asia)	CITIC European Warrants Oct 2016 A	0.631	14.38 per unit	2016/10/28	80,000,000	2016/03/21
26849	J P Morgan SP BV	HSI European Put Warrants Sep 2016 F	0.151	19,200 per 9,000 units	2016/09/29	300,000,000	2016/03/21
26848	Macquarie Bank Ltd.	HKEX European Warrants Dec 2016 B	0.200	182 per 100 units	2016/12/02	50,000,000	2016/03/21
26846	UBS AG	Fosun Intl European Warrants Aug 2016 C	0.150	12.3000	2016/08/24	70,000,000	2016/03/21
26847	UBS AG	Greatwall Motor European Warrants Feb 2017 A	0.250	8.6800	2017/02/27	40,000,000	2016/03/21
26856	BOCI Asia Ltd.	Galaxy Ent European Put Warrants Nov 2016 A	0.330	25.0000	2016/11/07	100,000,000	2016/03/22
26857	BOCI Asia Ltd.	Sands China European Warrants Oct 2016 A	0.320	31.2800	2016/10/24	100,000,000	2016/03/22
26860	BOCI Asia Ltd.	Sands China European Put Wts Oct 2016 B	0.370	27.2800	2016/10/17	100,000,000	2016/03/22
26861	BOCI Asia Ltd.	Tracker Fund European Warrants Jun 2017 A	0.250	21.2800	2017/06/26	100,000,000	2016/03/22
26871	Goldman Sachs SP (Asia)	HSBC European Warrants Aug 2016 A	0.151	54.9000	2016/08/01	100,000,000	2016/03/22
26872	Goldman Sachs SP (Asia)	HSBC European Put Wts Sep 2016 D	0.154	42.0000	2016/09/02	80,000,000	2016/03/22
26864	HK Bank	CITIC European Warrants Dec 2017 A	0.150	13.3000	2017/12/28	80,000,000	2016/03/22
26865	HK Bank	China Overseas European Warrants Oct 2016 A	0.150	30.3800	2016/10/31	80,000,000	2016/03/22
26862	HK Bank	CRRC European Warrants Jul 2017 A	0.250	9.5800	2017/07/31	80,000,000	2016/03/22
26869	J P Morgan SP BV	AIA European Put Warrants Jul 2016 A	0.150	36.2500	2016/07/29	100,000,000	2016/03/22
26852	Macquarie Bank Ltd.	Anta Sports European Wts Dec 2016 A	0.345	21.8800	2016/12/19	29,000,000	2016/03/22
26867	Macquarie Bank Ltd.	NCI European Warrants Mar 2017 A	0.313	33.3800	2017/03/02	32,000,000	2016/03/22
26866	Macquarie Bank Ltd.	Ping An European Warrants Aug 2016 B	0.225	38.9300	2016/08/29	45,000,000	2016/03/22
26853	Macquarie Bank Ltd.	Tencent European Put Wts Oct 2016 D	0.715	129.8800	2016/10/04	14,000,000	2016/03/22
26884	Credit Suisse AG	Car Inc European Warrants Mar 2017 A	0.250	10.0000	2017/03/31	40,000,000	2016/03/23
26880	Credit Suisse AG	Country Garden European Warrants Sep 16 A	0.340	3.58 per unit	2016/09/30	40,000,000	2016/03/23
26874	Goldman Sachs SP (Asia)	HSI European Put Wts Sep 2016 F	0.150	18,800 per 8,000 units	2016/09/29	200,000,000	2016/03/23
26885	Haitong Int'l Sec	CSOP A50 ETF European Warrants Nov 2016A	0.150	10.9000	2016/11/28	100,000,000	2016/03/23
26886	Haitong Int'l Sec	CSOP A50 ETF European Warrants Sep 2018A	0.250	12.1800	2018/09/28	80,000,000	2016/03/23
26890	Haitong Int'l Sec	CSOP A50 ETF European Put Wts Feb 2017 A	0.250	11.6000	2017/02/01	80,000,000	2016/03/23
26879	Macquarie Bank Ltd.	SHK Ppt European Put Wts Nov 2016 A	0.479	82.5000	2016/11/02	21,000,000	2016/03/23
26878	Macquarie Bank Ltd.	Tencent European Warrants Oct 2016 E	1.254	155.8800	2016/10/04	10,000,000	2016/03/23
26893	Credit Suisse AG	Ping An European Warrants Oct 2016 D	0.250	38.6800	2016/10/03	80,000,000	2016/03/24
26896	Goldman Sachs SP (Asia)	HSI European Put Wts Sep 2016 G	0.156	19,200 per 9,000 units	2016/09/29	200,000,000	2016/03/24
26897	Goldman Sachs SP (Asia)	Ping An European Wts Sep 2016 A	0.180	41.3800	2016/09/29	100,000,000	2016/03/24
26891	Macquarie Bank Ltd.	China Unicom European Wts Oct 2016 A	0.250	14.68 per unit	2016/10/04	40,000,000	2016/03/24
26894	UBS AG	CKI Holdings European Warrants Oct 2016 A	0.250	86.8800	2016/10/11	40,000,000	2016/03/24
26895	UBS AG	HKEX European Warrants Dec 2016 C	0.150	188.98 per 100 units	2016/12/12	300,000,000	2016/03/24

Newly listed derivative warrants (continued)

Code	Issuer	Name of issue	Issue prices (HK\$)	Strike level/ Subscription price (HK\$) per 10 units	Subscription/ exercise period	Unit issued on initial listing	Listing date
26908	BOCI Asia Ltd.	China Life European Warrants Dec 2016 B	0.211	19.8000	2016/12/21	200,000,000	2016/03/29
26909	BOCI Asia Ltd.	Tencent Holdings European Put Wts Feb 2017 B	0.159	150 per 100 units	2017/02/08	100,000,000	2016/03/29
26937	Credit Suisse AG	Agricultural Bank European Wts Sep 2016 B	0.150	3.01 per unit	2016/09/23	70,000,000	2016/03/29
26926	Credit Suisse AG	China Life European Warrants Nov 2016 A	0.250	19.3800	2016/11/03	80,000,000	2016/03/29
26936	Credit Suisse AG	China Life European Put Wts Nov 2016 B	0.180	16.8800	2016/11/30	60,000,000	2016/03/29
26935	Credit Suisse AG	China Mobile European Warrants Sep 2016 A	0.200	95.8800	2016/09/05	80,000,000	2016/03/29
26964	Credit Suisse AG	CRRC European Warrants Jul 2017 A	0.250	9.6800	2017/07/31	70,000,000	2016/03/29
26969	Credit Suisse AG	Geely Auto European Warrants Sep 2016 B	0.320	4.28 per unit	2016/09/30	35,000,000	2016/03/29
26968	Credit Suisse AG	Galaxy Ent European Put Wts Oct 2016 A	0.250	25.1000	2016/10/03	60,000,000	2016/03/29
26939	Credit Suisse AG	HSI European Put Warrants Jul 2016 D	0.150	19,400 per 6,500 units	2016/07/28	150,000,000	2016/03/29
26970	Credit Suisse AG	Kingsoft European Warrants Nov 2016 A	0.250	20.8800	2016/11/04	50,000,000	2016/03/29
26966	Credit Suisse AG	Sands China European Warrants Oct 2016 A	0.250	34.8800	2016/10/04	80,000,000	2016/03/29
26933	Credit Suisse AG	Tencent Holdings European Wts Apr 2017 A	0.150	173.10 per 100 units	2017/04/03	150,000,000	2016/03/29
26925	Credit Suisse AG	Tencent Holdings Euro Put Wts Feb 2017 A	0.150	150 per 100 units	2017/02/02	100,000,000	2016/03/29
26977	Goldman Sachs SP (Asia)	CC Bank European Wts Sep 2016 A	0.290	5.10 per unit	2016/09/30	80,000,000	2016/03/29
26985	Goldman Sachs SP (Asia)	Tencent European Put Wt Jan 2017 B	0.151	150 per 100 units	2017/01/27	200,000,000	2016/03/29
26919	HK Bank	HSCEI European Put Warrants Sep 2016 E	0.250	8,800 per 4,500 units	2016/09/29	180,000,000	2016/03/29
26921	HK Bank	HSI European Put Warrants Jul 2016 F	0.150	19,708 per 7,000 units	2016/07/28	180,000,000	2016/03/29
26915	HK Bank	HSI European Put Warrants Sep 2016 G	0.250	20,800 per 8,000 units	2016/09/29	180,000,000	2016/03/29
26932	HK Bank	Tencent European Warrants Apr 2017 A	0.150	173.08 per 100 units	2017/04/03	100,000,000	2016/03/29
26930	HK Bank	Tencent European Warrants May 2017 A	0.150	179.98 per 100 units	2017/05/31	100,000,000	2016/03/29
26920	HK Bank	Tencent European Put Warrants Jan 2017 A	0.180	149.90 per 100 units	2017/01/27	100,000,000	2016/03/29
26923	HK Bank	Tencent European Put Warrants Dec 2017 A	0.250	141.80 per 100 units	2017/12/29	80,000,000	2016/03/29
26904	Haitong Int'l Sec	AIA European Warrants Sep 2016 A	0.250	46.8800	2016/09/30	60,000,000	2016/03/29
26905	Haitong Int'l Sec	AIA European Put Warrants Oct 2016 A	0.151	35.8500	2016/10/28	70,000,000	2016/03/29
26903	Haitong Int'l Sec	Ch Overseas European Warrants Nov 2016 A	0.165	28.9280	2016/11/07	70,000,000	2016/03/29
26899	Haitong Int'l Sec	Galaxy Ent European Warrants Aug 2016 A	0.153	31.8800	2016/08/30	70,000,000	2016/03/29
26902	Haitong Int'l Sec	HKEX European Warrants Dec 2016 A	0.150	188 per 100 units	2016/12/28	70,000,000	2016/03/29
26976	J P Morgan SP BV	CKI Holdings European Warrants Nov 2016 A	0.374	81.8800	2016/11/02	40,000,000	2016/03/29
26971	J P Morgan SP BV	Galaxy Ent European Warrants Nov 2016 B	0.250	35.8800	2016/11/02	100,000,000	2016/03/29
26972	J P Morgan SP BV	Galaxy Ent European Put Wts Nov 2016 C	0.311	27.5000	2016/11/02	100,000,000	2016/03/29
26973	J P Morgan SP BV	Sands China European Warrants Aug 2016 D	0.162	36.0000	2016/08/02	100,000,000	2016/03/29
26974	J P Morgan SP BV	Sands China European Put Wts Oct 2016 B	0.320	29.0000	2016/10/03	100,000,000	2016/03/29
26944	J P Morgan SP BV	Tencent European Put Warrants Dec 2016 F	0.251	160.88 per 100 units	2016/12/02	200,000,000	2016/03/29
26940	J P Morgan SP BV	Tencent European Put Warrants Nov 2017 A	0.250	145 per 100 units	2017/11/03	200,000,000	2016/03/29
26957	Macquarie Bank Ltd.	CEB Bank European Warrants Apr 2017 A	0.609	4.33 per unit	2017/04/12	17,000,000	2016/03/29
26962	Macquarie Bank Ltd.	CKH European Warrants Nov 2016 A	0.358	120.8800	2016/11/02	28,000,000	2016/03/29
26961	Macquarie Bank Ltd.	Galaxy Ent European Wts Dec 2016 A	0.250	38.8800	2016/12/02	40,000,000	2016/03/29
26960	Macquarie Bank Ltd.	Sands China European Wts Nov 2016 A	0.250	38.8800	2016/11/02	40,000,000	2016/03/29
26959	Macquarie Bank Ltd.	Wynn Macau European Wts Jul 2016 A	0.150	11.0800	2016/07/04	67,000,000	2016/03/29
26958	Macquarie Bank Ltd.	Wynn Macau European Wts May 2017 A	0.250	13.8800	2017/05/04	40,000,000	2016/03/29
26947	SGA Societe Generale Acceptance N.V.	Galaxy Ent Eu Wt Nov16C	0.250	35.8800	2016/11/03	80,000,000	2016/03/29
26948	SGA Societe Generale Acceptance N.V.	MGM China Eu Wt Jul17A	0.180	13.5000	2017/07/05	80,000,000	2016/03/29

Newly listed derivative warrants (continued)

Code	Issuer	Name of issue	Issue prices (HK\$)	Strike level/ Subscription price (HK\$) per 10 units	Subscription/ exercise period	Unit issued on initial listing	Listing date
26950	SGA Societe Generale Acceptance N.V.	Sands China Eu Wt Nov16B	0.250	36.8800	2016/11/03	80,000,000	2016/03/29
26951	SGA Societe Generale Acceptance N.V.	Wynn Eu Wt Nov 2016 A	0.150	12.8800	2016/11/03	70,000,000	2016/03/29
26963	UBS AG	Tencent Holdings European Put Warrants Jan 2017 A	0.156	149.90 per 100 units	2017/01/26	100,000,000	2016/03/29
27005	Credit Suisse AG	Haitong Sec European Warrants Jan 2017 A	0.250	15.4800	2017/01/27	60,000,000	2016/03/30
27012	Goldman Sachs SP (Asia)	CITIC Sec European Wts Jul 2016 B	0.161	22.0200	2016/07/29	80,000,000	2016/03/30
27011	Goldman Sachs SP (Asia)	China Life Euro Wts Oct 2016 A	0.151	22.0000	2016/10/28	100,000,000	2016/03/30
26991	Goldman Sachs SP (Asia)	HKEX European Warrants Sep 2017 A	0.231	200 per 100 units	2017/09/01	200,000,000	2016/03/30
27010	Goldman Sachs SP (Asia)	HSCEI European Put Wts Oct 2016 A	0.222	8,458 per 4,000 units	2016/10/28	150,000,000	2016/03/30
26987	Goldman Sachs SP (Asia)	HSI European Warrants Aug 2016 G	0.150	21,400 per 6,800 units	2016/08/30	200,000,000	2016/03/30
26988	Goldman Sachs SP (Asia)	Tencent European Wt May 2017 A	0.150	180 per 100 units	2017/05/29	200,000,000	2016/03/30
27009	J P Morgan SP BV	GF Sec European Warrants Dec 2016 A	0.256	22.8800	2016/12/01	80,000,000	2016/03/30
27008	J P Morgan SP BV	HTSC European Warrants Dec 2016 A	0.252	22.0000	2016/12/01	80,000,000	2016/03/30
26993	Macquarie Bank Ltd.	GCL-Poly Energy European Wts Feb 2017 A	0.286	1.78 per unit	2017/02/02	35,000,000	2016/03/30
26995	Macquarie Bank Ltd.	HKEX European Warrants Mar 2017 A	0.250	201.88 per 100 units	2017/03/02	40,000,000	2016/03/30
26998	SGA Societe Generale Acceptance N.V.	CGS Euro Wts Jul 17 A	0.175	9.8000	2017/07/03	100,000,000	2016/03/30
26996	SGA Societe Generale Acceptance N.V.	Ch Cinda Eu Wt Dec16C	0.335	2.98 per unit	2016/12/05	30,000,000	2016/03/30
27001	SGA Societe Generale Acceptance N.V.	CITIC Sec Eu Wt Nov16A	0.265	21.8800	2016/11/03	40,000,000	2016/03/30
27039	BNP Paribas Arbit Issu B.V.	CKP European Warrants Nov 16 A	0.280	53.8000	2016/11/02	40,000,000	2016/03/31
27035	BNP Paribas Arbit Issu B.V.	HKEX European Wts Aug 2017 A	0.250	200 per 100 units	2017/08/02	60,000,000	2016/03/31
27038	BNP Paribas Arbit Issu B.V.	HLand Dev Euro Wts Nov 2016 A	0.380	52.5000	2016/11/02	40,000,000	2016/03/31
27040	BNP Paribas Arbit Issu B.V.	HSCEI European Wts Jun 2017 A	0.180	10,000 per 4,000 units	2017/06/29	100,000,000	2016/03/31
27041	BNP Paribas Arbit Issu B.V.	HSCEI Euro Put Wts Dec 2016 B	0.150	8,200 per 5,000 units	2016/12/29	100,000,000	2016/03/31
27037	BNP Paribas Arbit Issu B.V.	Tencent Hldgs Eu Wt Jun 2017 A	0.150	180 per 100 units	2017/06/02	80,000,000	2016/03/31
27042	Credit Suisse AG	HKEX European Put Warrants Nov 2016 D	0.150	163.88 per 100 units	2016/11/02	100,000,000	2016/03/31
27016	Goldman Sachs SP (Asia)	HKEX European Warrants Feb 2017 A	0.153	220 per 100 units	2017/02/27	300,000,000	2016/03/31
27051	Goldman Sachs SP (Asia)	Kingsoft European Wts Sep 2016 B	0.252	21.2800	2016/09/30	40,000,000	2016/03/31
27017	HK Bank	Agricultural Bank European Warrants Dec 2016 A	0.250	2.90 per unit	2016/12/30	80,000,000	2016/03/31
27018	HK Bank	BOCL European Warrants Dec 2016 A	0.250	3.33 per unit	2016/12/30	80,000,000	2016/03/31
27027	HK Bank	Galaxy Ent European Put Warrants Dec 2016 A	0.350	26.0000	2016/12/30	50,000,000	2016/03/31
27023	HK Bank	HKEX European Warrants Feb 2017 A	0.150	220.20 per 100 units	2017/02/28	100,000,000	2016/03/31
27026	HK Bank	HKEX European Put Warrants Dec 2016 C	0.200	177.80 per 100 units	2016/12/28	80,000,000	2016/03/31
27021	HK Bank	HSCEI European Warrants Dec 2016 C	0.250	9,600 per 4,000 units	2016/12/29	180,000,000	2016/03/31
27056	J P Morgan SP BV	Agricultural Bk Euro Warrants Dec 2016 B	0.250	3.08 per unit	2016/12/02	100,000,000	2016/03/31
27055	J P Morgan SP BV	BankComm European Warrants Nov 2016 A	0.253	5.88 per unit	2016/11/01	80,000,000	2016/03/31
27052	J P Morgan SP BV	HKEX European Warrants May 2017 A	0.153	208.08 per 100 units	2017/05/31	200,000,000	2016/03/31
27054	J P Morgan SP BV	HSCEI European Put Warrants Oct 2016 B	0.180	8,500 per 4,000 units	2016/10/28	200,000,000	2016/03/31
27053	J P Morgan SP BV	Tencent European Warrants Jul 2016 B	0.728	170.9800	2016/07/04	100,000,000	2016/03/31
27034	Macquarie Bank Ltd.	CLP European Warrants Feb 2017 A	0.250	83.8800	2017/02/02	40,000,000	2016/03/31
27030	Macquarie Bank Ltd.	China Overseas European Wts Apr 2017 A	0.250	31.8800	2017/04/04	40,000,000	2016/03/31
27031	Macquarie Bank Ltd.	China Overseas European Put Wts Jan17A	0.250	21.3300	2017/01/04	40,000,000	2016/03/31
27044	SGA Societe Generale Acceptance N.V.	HSCEI Eu Wt Sep 2016E	0.190	8,600 per 4,000 units	2016/09/29	150,000,000	2016/03/31
27045	SGA Societe Generale Acceptance N.V.	HSCEI Eu Wt Dec 2016C	0.165	9,000 per 4,500 units	2016/12/29	150,000,000	2016/03/31
27046	SGA Societe Generale Acceptance N.V.	Kingsoft Eu Wt Nov16A	0.250	21.8800	2016/11/03	50,000,000	2016/03/31

Newly listed derivative warrants (continued)

Code	Issuer	Name of issue	Issue prices (HK\$)	Strike level/ Subscription price (HK\$) per 10 units	Subscription/ exercise period	Unit issued on initial listing	Listing date
27075	Credit Suisse AG	CKI Holdings European Warrants Oct 2016 A	0.430	79.8800	2016/10/04	30,000,000	2016/04/01
27073	Credit Suisse AG	Ch Overseas European Warrants Oct 2016 A	0.250	27.5800	2016/10/04	50,000,000	2016/04/01
27071	Credit Suisse AG	HKEX European Warrants Feb 2017 A	0.150	220.20 per 100 units	2017/02/28	150,000,000	2016/04/01
27072	Credit Suisse AG	HKEX European Warrants Mar 2017 A	0.250	201.98 per 100 units	2017/03/03	150,000,000	2016/04/01
27070	Credit Suisse AG	Tencent Holdings European Wts Dec 2016 B	0.150	160.10 per 100 units	2016/12/30	150,000,000	2016/04/01
27059	HK Bank	CGS European Warrants Nov 2016 A	0.150	7.6900	2016/11/30	80,000,000	2016/04/01
27064	HK Bank	China Life European Warrants Oct 2016 A	0.150	22.0500	2016/10/31	80,000,000	2016/04/01
27060	HK Bank	China Life European Warrants Dec 2016 B	0.250	21.2800	2016/12/30	80,000,000	2016/04/01
27062	HK Bank	China Mobile European Warrants Sep 2016 A	0.300	90.8800	2016/09/30	50,000,000	2016/04/01
27061	HK Bank	Ping An European Warrants Sep 2016 D	0.300	39.8800	2016/09/30	50,000,000	2016/04/01
27082	J P Morgan SP BV	BOCL European Warrants Feb 2017 A	0.251	3.50 per unit	2017/02/01	100,000,000	2016/04/01
27078	J P Morgan SP BV	China Mob European Wts Oct 2016 B	0.290	91.5000	2016/10/03	100,000,000	2016/04/01
27076	J P Morgan SP BV	HSCEI European Wts Nov 2016 A	0.250	9,400 per 4,000 units	2016/11/29	200,000,000	2016/04/01
27077	J P Morgan SP BV	HSI European Warrants Oct 2016 D	0.253	21,800 per 6,000 units	2016/10/28	300,000,000	2016/04/01
27081	J P Morgan SP BV	Kingsoft European Warrants Oct 2016 A	0.253	21.8800	2016/10/03	60,000,000	2016/04/01
27080	J P Morgan SP BV	Tencent European Warrants Apr 2017 A	0.152	173.08 per 100 units	2017/04/03	100,000,000	2016/04/01
27058	Macquarie Bank Ltd.	Tencent European Warrants Oct 2016 F	0.295	215.8800	2016/10/04	34,000,000	2016/04/01
27065	SGA Societe Generale Acceptance N.V.	AIA Eur Wt Oct 2016 C	0.250	45.8800	2016/10/05	100,000,000	2016/04/01
27066	SGA Societe Generale Acceptance N.V.	AIA Eur Wt Mar 2017 A	0.255	49.8800	2017/03/03	100,000,000	2016/04/01
27067	SGA Societe Generale Acceptance N.V.	CLife Eu Wt Dec 2016 B	0.250	19.8800	2016/12/05	150,000,000	2016/04/01
27068	SGA Societe Generale Acceptance N.V.	CLife Eu Wt Jun 2017 A	0.250	22.5000	2017/06/05	150,000,000	2016/04/01
27069	SGA Societe Generale Acceptance N.V.	HSBC Eu Wt Apr 2017 A	0.250	54.8800	2017/04/06	100,000,000	2016/04/01
27094	BOCI Asia Ltd.	HKEX European Warrants Feb 2017 A	0.250	201.88 per 100 units	2017/02/27	200,000,000	2016/04/05
27095	BOCI Asia Ltd.	Ping An European Warrants Oct 2016 B	0.250	40.3800	2016/10/18	200,000,000	2016/04/05
27096	Credit Suisse AG	Tencent Holdings European Wts Feb 2017 B	0.170	168.98 per 100 units	2017/02/27	150,000,000	2016/04/05
27098	Goldman Sachs SP (Asia)	Evergrande European Wts Oct 2016 A	0.150	6.6900	2016/10/17	70,000,000	2016/04/05
27097	Goldman Sachs SP (Asia)	SHK Ppt European Put Wt Oct 2016 A	0.517	82.8800	2016/10/06	20,000,000	2016/04/05
27093	HK Bank	Agricultural Bank European Warrants Feb 2017 A	0.150	3.16 per unit	2017/02/28	80,000,000	2016/04/05
27092	HK Bank	BOCL European Warrants Feb 2017 A	0.150	3.49 per unit	2017/02/28	80,000,000	2016/04/05
27090	HK Bank	Sinopec Corp European Warrants Oct 2016 A	0.400	5.18 per unit	2016/10/04	60,000,000	2016/04/05
27091	HK Bank	Kingsoft European Warrants Dec 2016 A	0.300	19.3800	2016/12/30	50,000,000	2016/04/05
27121	Credit Suisse AG	CGS European Warrants Dec 2016 A	0.150	7.6800	2016/12/02	70,000,000	2016/04/06
27126	Credit Suisse AG	CITIC Sec European Warrants Oct 2016 A	0.250	18.8800	2016/10/05	70,000,000	2016/04/06
27125	Credit Suisse AG	CITIC Sec European Warrants Dec 2016 A	0.250	22.8800	2016/12/30	70,000,000	2016/04/06
27128	Credit Suisse AG	CITIC Sec European Put Warrants Oct 2016B	0.250	14.9800	2016/10/05	60,000,000	2016/04/06
27123	Credit Suisse AG	GF Sec European Warrants Oct 2016 A	0.250	21.8800	2016/10/05	50,000,000	2016/04/06
27131	Goldman Sachs SP (Asia)	Fosun Intl European Wts Feb 2017 A	0.250	11.3800	2017/02/28	60,000,000	2016/04/06
27130	Goldman Sachs SP (Asia)	Galaxy Ent European Wts Dec 2016 A	0.271	36.8800	2016/12/30	80,000,000	2016/04/06
27129	Goldman Sachs SP (Asia)	HSI European Put Wts Jul 2016 G	0.152	19,800 per 7,000 units	2016/07/28	200,000,000	2016/04/06
27114	HK Bank	HSCEI European Put Warrants Oct 2016 A	0.150	7,638 per 4,000 units	2016/10/28	180,000,000	2016/04/06
27103	HK Bank	HSCEI European Put Warrants Dec 2016 D	0.160	8,238 per 5,000 units	2016/12/29	180,000,000	2016/04/06
27111	HK Bank	HSI European Put Warrants Sep 2016 H	0.150	18,888 per 8,000 units	2016/09/29	180,000,000	2016/04/06
27112	HK Bank	HSI European Put Warrants Sep 2016 I	0.150	18,308 per 7,000 units	2016/09/29	180,000,000	2016/04/06

Newly listed derivative warrants (continued)

Code	Issuer	Name of issue	Issue prices (HK\$)	Strike level/ Subscription price (HK\$) per 10 units	Subscription/ exercise period	Unit issued on initial listing	Listing date
27110	HK Bank	Lenovo European Warrants Apr 2018 A	0.150	6.5700	2018/04/27	100,000,000	2016/04/06
27109	HK Bank	PetroChina European Warrants Oct 2016 A	0.450	5.48 per unit	2016/10/31	50,000,000	2016/04/06
27099	SG Issuer	China Overseas European Warrants Jan 2017 A	0.250	28.8800	2017/01/05	40,000,000	2016/04/06
27120	SG Issuer	CRRC European Warrants Jul 2017 A	0.250	8.1800	2017/07/05	100,000,000	2016/04/06
27115	SG Issuer	Li & Fung European Warrants Dec 2016 A	0.400	5.18 per unit	2016/12/05	25,000,000	2016/04/06
27100	SG Issuer	Stanchart European Warrants Dec 2016 A	0.400	63.8800	2016/12/05	25,000,000	2016/04/06
27152	Credit Suisse AG	Tencent Holdings Euro Put Wts Dec 2017 A	0.180	141.80 per 100 units	2017/12/27	100,000,000	2016/04/07
27133	Goldman Sachs SP (Asia)	China Mobile Eu Put Wts Jul 2016 C	0.260	76.9000	2016/07/11	80,000,000	2016/04/07
27157	Goldman Sachs SP (Asia)	HSI European Warrants Oct 2016 A	0.251	22,000 per 6,000 units	2016/10/28	200,000,000	2016/04/07
27153	Goldman Sachs SP (Asia)	HSI European Put Wts Jul 2016 H	0.151	20,400 per 9,000 units	2016/07/28	200,000,000	2016/04/07
27139	HK Bank	BYD European Warrants Sep 2017 A	0.160	51.93 per 100 units	2017/09/29	100,000,000	2016/04/07
27138	HK Bank	China Railway European Warrants Oct 2017 A	0.150	5.9900	2017/10/30	100,000,000	2016/04/07
27136	Haitong Int'l Sec	C Transmission European Wts Jan 2018 A	0.250	6.8800	2018/01/18	50,000,000	2016/04/07
27134	Haitong Int'l Sec	Sinopec Corp European Wts Sep 2016 A	0.150	5.69 per unit	2016/09/26	68,000,000	2016/04/07
27137	Haitong Int'l Sec	Tencent European Warrants Apr 2017 A	0.150	173 per 100 units	2017/04/03	80,000,000	2016/04/07
27140	SG Issuer	CKH European Warrants Nov 2016 A	0.150	104.50 per 55 units	2016/11/03	150,000,000	2016/04/07
27141	SG Issuer	Galaxy Ent European Warrants Dec 2016 A	0.250	39.8800	2016/12/05	80,000,000	2016/04/07
27142	SG Issuer	Galaxy European Put Warrants Nov 2016 D	0.360	26.5000	2016/11/03	80,000,000	2016/04/07
27145	SG Issuer	Haitong Sec European Warrants Feb 2017 A	0.225	15.5000	2017/02/03	60,000,000	2016/04/07
27151	SG Issuer	Tencent European Put Warrants Nov 2017 A	0.180	145 per 100 units	2017/11/03	500,000,000	2016/04/07
27171	BOCI Asia Ltd.	CKP European Warrants Dec 2016 A	0.438	53.8000	2016/12/05	100,000,000	2016/04/08
27169	BOCI Asia Ltd.	Tencent Holdings European Put Wts Feb 2017 C	0.150	149.90 per 100 units	2017/02/09	100,000,000	2016/04/08
27192	Credit Suisse AG	CC Bank European Warrants Dec 2016 A	0.180	5.51 per unit	2016/12/30	80,000,000	2016/04/08
27159	Credit Suisse AG	China Life European Warrants Nov 2016 C	0.150	22.0000	2016/11/02	80,000,000	2016/04/08
27168	Credit Suisse AG	HSBC European Wts Oct 2016 D	0.250	50.8000	2016/10/31	120,000,000	2016/04/08
27190	Goldman Sachs SP (Asia)	Agri Bk European Wts Feb 2017 A	0.178	3.15 per unit	2017/02/28	80,000,000	2016/04/08
27191	Goldman Sachs SP (Asia)	AIA European Warrants Sep 2016 A	0.158	49.6800	2016/09/30	80,000,000	2016/04/08
27180	Goldman Sachs SP (Asia)	CC Bank European Wts Aug 2016 C	0.157	5.27 per unit	2016/08/01	80,000,000	2016/04/08
27174	HK Bank	CC Bank European Warrants Nov 2016 A	0.250	5.55 per unit	2016/11/30	80,000,000	2016/04/08
27173	HK Bank	Geely Auto European Warrants Dec 2016 A	0.550	4.18 per unit	2016/12/30	40,000,000	2016/04/08
27177	HK Bank	HSI European Warrants Oct 2016 A	0.250	21,800 per 6,000 units	2016/10/28	180,000,000	2016/04/08
27175	HK Bank	ICBC European Warrants Oct 2016 A	0.250	4.58 per unit	2016/10/31	80,000,000	2016/04/08
27186	Macquarie Bank Ltd.	HKEX European Warrants Mar 2017 B	0.150	220 per 100 units	2017/03/02	67,000,000	2016/04/08
27178	SG Issuer	CCB European Warrants Nov 2016 A	0.250	5.38 per unit	2016/11/03	100,000,000	2016/04/08
27181	SG Issuer	CMob European Put Warrants Nov 2016 A	0.260	70.0000	2016/11/03	80,000,000	2016/04/08
27183	SG Issuer	China Overseas European Put Warrants Nov 2016 B	0.265	22.5000	2016/11/03	40,000,000	2016/04/08
27185	SG Issuer	CP&CC European Put Warrants Nov 2016 A	0.265	4 per unit	2016/11/03	80,000,000	2016/04/08
27184	SG Issuer	HKEX European Put Warrants Jan 2017 B	0.195	177.88 per 100 units	2017/01/05	200,000,000	2016/04/08
27179	SG Issuer	ICBC European Warrants Dec 2016 A	0.250	4.68 per unit	2016/12/05	100,000,000	2016/04/08
27189	UBS AG	Galaxy Ent European Warrants Oct 2016 B	0.310	33.8800	2016/10/11	70,000,000	2016/04/08
27187	UBS AG	HKEX European Warrants Feb 2017 A	0.200	201.98 per 100 units	2017/02/23	300,000,000	2016/04/08
27188	UBS AG	HSI European Put Warrants Jul 2016 C	0.231	21,500 per 8,000 units	2016/07/28	300,000,000	2016/04/08
27194	Haitong Int'l Sec	China Mobile European Warrants Dec 2016A	0.250	104.8800	2016/12/29	50,000,000	2016/04/11

Newly listed derivative warrants (continued)

Code	Issuer	Name of issue	Issue prices (HK\$)	Strike level/ Subscription price (HK\$) per 10 units	Subscription/ exercise period	Unit issued on initial listing	Listing date
27201	Haitong Int'l Sec	China Shenhua European Warrants Dec 16 A	0.150	13.9800	2016/12/29	68,000,000	2016/04/11
27197	Haitong Int'l Sec	CTEG European Warrants Jan 2017 A	0.410	2.88 per unit	2017/01/18	30,000,000	2016/04/11
27193	Haitong Int'l Sec	Galaxy Ent European Warrants Nov 2016 A	0.250	40.0000	2016/11/28	50,000,000	2016/04/11
27200	Haitong Int'l Sec	Haitong Sec European Warrants Jan 2017 A	0.250	16.1800	2017/01/27	50,000,000	2016/04/11
27221	Macquarie Bank Ltd.	Sinopec Corp European Wts Nov 2016 B	0.250	6.33 per unit	2016/11/02	40,000,000	2016/04/11
27222	Macquarie Bank Ltd.	HSBC European Warrants Oct 2016 B	0.182	53.5300	2016/10/04	55,000,000	2016/04/11
27204	Macquarie Bank Ltd.	Kingsoft European Warrants Dec 2016 A	0.250	23.8800	2016/12/02	40,000,000	2016/04/11
27203	Macquarie Bank Ltd.	Lenovo European Warrants Nov 2016 A	0.667	7.08 per unit	2016/11/02	15,000,000	2016/04/11
27206	SG Issuer	AGBK European Warrants Dec 2016 A	0.150	3.08 per unit	2016/12/05	100,000,000	2016/04/11
27207	SG Issuer	CCB European Warrants Mar 2017 A	0.150	5.98 per unit	2017/03/03	100,000,000	2016/04/11
27208	SG Issuer	ICBC European Warrants May 2017 A	0.160	5.18 per unit	2017/05/04	100,000,000	2016/04/11
27214	SG Issuer	Tencent European Warrants Mar 2017 A	0.150	168.88 per 100 units	2017/03/03	500,000,000	2016/04/11
27218	SG Issuer	Tencent European Warrants Jun 2017 A	0.150	180 per 100 units	2017/06/05	500,000,000	2016/04/11
27244	BNP Paribas Arbit Issu B.V.	AIA European Wts Jun 2017 A	0.400	49.0000	2017/06/02	40,000,000	2016/04/12
27247	BNP Paribas Arbit Issu B.V.	China Life Euro Wts Nov 2016 B	0.170	19.3800	2016/11/02	70,000,000	2016/04/12
27249	BNP Paribas Arbit Issu B.V.	China Life Euro Wts Aug 2017 A	0.280	19.2800	2017/08/02	70,000,000	2016/04/12
27246	BNP Paribas Arbit Issu B.V.	Ch Mobile Euro Wts Nov 2016 B	0.260	94.0000	2016/11/02	40,000,000	2016/04/12
27245	BNP Paribas Arbit Issu B.V.	HSBC European Wts Jun 2017 A	0.300	50.0000	2017/06/02	40,000,000	2016/04/12
27257	Credit Suisse AG	ICBC European Warrants Feb 2017 A	0.150	4.99 per unit	2017/02/28	80,000,000	2016/04/12
27235	Credit Suisse AG	Lenovo European Warrants May 2018 A	0.150	6.5900	2018/05/03	150,000,000	2016/04/12
27272	Goldman Sachs SP (Asia)	BOCL European Warrants Sep 2016 C	0.151	3.29 per unit	2016/09/30	100,000,000	2016/04/12
27270	Goldman Sachs SP (Asia)	CC Bank European Wts Aug 2016 D	0.209	4.89 per unit	2016/08/31	100,000,000	2016/04/12
27266	Goldman Sachs SP (Asia)	HSBC European Warrants Sep 2016 E	0.201	48.9300	2016/09/29	100,000,000	2016/04/12
27263	Goldman Sachs SP (Asia)	HSBC European Put Wts Nov 2016 A	0.255	40.8800	2016/11/07	80,000,000	2016/04/12
27271	Goldman Sachs Sp (Asia)	ICBC European Warrants Sep 2016 B	0.239	4.09 per unit	2016/09/30	100,000,000	2016/04/12
27264	Goldman Sachs SP (Asia)	Ping An European Wts Jul 2016 E	0.160	38.4300	2016/07/29	100,000,000	2016/04/12
27232	Haitong Int'l Sec	Avichina European Warrants Sep 2017 A	0.250	6.1800	2017/09/29	60,000,000	2016/04/12
27234	Haitong Int'l Sec	China Life European Warrants Dec 2016 A	0.150	19.8200	2016/12/21	68,000,000	2016/04/12
27225	Haitong Int'l Sec	PetroChina European Warrants Oct 2016 A	0.410	5.68 per unit	2016/10/18	30,000,000	2016/04/12
27230	Haitong Int'l Sec	Tencent European Put Warrants Jan 2017 A	0.150	149.90 per 100 units	2017/01/24	68,000,000	2016/04/12
27231	Haitong Int'l Sec	Goldwind European Warrants Mar 2017 A	0.310	13.8800	2017/03/31	40,000,000	2016/04/12
27258	J P Morgan SP BV	CC Bank European Wts Jan 2017 A	0.251	5.38 per unit	2017/01/03	100,000,000	2016/04/12
27262	J P Morgan SP BV	China Life European Warrants Dec 2016 B	0.151	21.2800	2016/12/30	100,000,000	2016/04/12
27261	J P Morgan SP BV	China Mob European Put Wts Dec 2016 B	0.256	72.5000	2016/12/01	100,000,000	2016/04/12
27240	J P Morgan SP BV	HSI European Warrants Nov 2016 A	0.250	21,200 per 7,200 units	2016/11/29	300,000,000	2016/04/12
27253	Macquarie Bank Ltd.	China Mobile European Wts Dec 2016 A	0.250	106.8800	2016/12/02	40,000,000	2016/04/12
27254	Macquarie Bank Ltd.	Ping An European Warrants Feb 2017 A	0.250	42.3300	2017/02/02	40,000,000	2016/04/12
27256	Macquarie Bank Ltd.	Ping An European Warrants Apr 2017 C	0.250	45.3300	2017/04/04	40,000,000	2016/04/12
27242	SG Issuer	CAM CSI300 European Warrants Feb 2017 A	0.250	46.8800	2017/02/03	50,000,000	2016/04/12
27236	SG Issuer	BOCom European Warrants Dec 2016 A	0.400	5.58 per unit	2016/12/05	25,000,000	2016/04/12
27238	SG Issuer	CITBK European Warrants Feb 2017 A	0.370	5.28 per unit	2017/02/03	28,000,000	2016/04/12
27252	SG Issuer	CP&CC European Warrants Nov 2016 B	0.415	5.38 per unit	2016/11/03	60,000,000	2016/04/12
27243	SG Issuer	HS H-SHARE European Warrants Nov 2016 A	0.390	96.8800	2016/11/03	50,000,000	2016/04/12

Newly listed derivative warrants (continued)

Code	Issuer	Name of issue	Issue prices (HK\$)	Strike level/ Subscription price (HK\$) per 10 units	Subscription/ exercise period	Unit issued on initial listing	Listing date
27239	SG Issuer	Petch European Warrants Nov 2016 B	0.410	5.68 per unit	2016/11/03	60,000,000	2016/04/12
27241	UBS AG	Sinopec Corp European Warrants Aug 2016 A	0.217	5.67 per unit	2016/08/26	50,000,000	2016/04/12
27279	BOCI Asia Ltd.	CGS European Warrants Dec 2016 A	0.150	7.6900	2016/12/05	100,000,000	2016/04/13
27277	BOCI Asia Ltd.	CITIC Sec European Warrants Dec 2016 A	0.288	18.8800	2016/12/12	100,000,000	2016/04/13
27273	BOCI Asia Ltd.	HSBC European Warrants Oct 2016 A	0.250	48.2800	2016/10/17	200,000,000	2016/04/13
27280	BOCI Asia Ltd.	HSI European Warrants Oct 2016 B	0.150	21,800 per 6,000 units	2016/10/28	100,000,000	2016/04/13
27275	BOCI Asia Ltd.	Kingsoft European Warrants Dec 2016 A	0.349	19.3800	2016/12/19	100,000,000	2016/04/13
27285	Credit Suisse AG	HKEX European Warrants Dec 2016 B	0.150	188.98 per 100 units	2016/12/12	150,000,000	2016/04/13
27289	Goldman Sachs SP (Asia)	China Life Euro Wts Oct 2016 B	0.155	19.4000	2016/10/31	100,000,000	2016/04/13
27290	Goldman Sachs SP (Asia)	China Life Euro Put Wts Nov 2016 A	0.183	16.8800	2016/11/30	80,000,000	2016/04/13
27287	Goldman Sachs SP (Asia)	HSBC European Warrants Sep 2016 F	0.290	46.4000	2016/09/29	100,000,000	2016/04/13
27286	Goldman Sachs SP (Asia)	HSI European Warrants Aug 2016 H	0.161	20,200 per 6,000 units	2016/08/30	200,000,000	2016/04/13
27293	J P Morgan SP BV	HSBC European Warrants Dec 2016 A	0.252	50.5000	2016/12/05	100,000,000	2016/04/13
27298	J P Morgan SP BV	HSBC European Put Warrants Dec 2016 B	0.251	38.8800	2016/12/30	100,000,000	2016/04/13
27296	J P Morgan SP BV	Ping An European Warrants Dec 2016 B	0.251	42.0000	2016/12/30	100,000,000	2016/04/13
27281	Macquarie Bank Ltd.	AAC Acoustic European Wts Mar 2017 A	1.053	75.8800	2017/03/16	9,500,000	2016/04/13
27282	Macquarie Bank Ltd.	CC Bank European Warrants Feb 2017 A	0.250	5.37 per unit	2017/02/02	40,000,000	2016/04/13
27283	UBS AG	HSBC European Warrants Nov 2016 B	0.500	42.8800	2016/11/21	100,000,000	2016/04/13
27284	UBS AG	HSI European Put Warrants Jul 2016 D	0.150	19,800 per 7,000 units	2016/07/28	300,000,000	2016/04/13
27308	BNP Paribas Arbit Issu B.V.	CITIC Sec Euro Wts Dec 2016 A	0.250	21.8000	2016/12/02	40,000,000	2016/04/14
27306	BNP Paribas Arbit Issu B.V.	Ch Mobile Euro Wts Dec 2018 A	0.150	90 per 100 units	2018/12/03	80,000,000	2016/04/14
27305	BNP Paribas Arbit Issu B.V.	HSBC European Wts Oct 2016 B	0.200	49.0000	2016/10/04	50,000,000	2016/04/14
27324	Credit Suisse AG	HSBC European Wts Nov 2016 A	0.380	43.6800	2016/11/04	120,000,000	2016/04/14
27325	Credit Suisse AG	HSBC European Put Warrants Nov 2016 B	0.250	40.1800	2016/11/04	60,000,000	2016/04/14
27299	Macquarie Bank Ltd.	CNOOC European Put Warrants Dec 2016 B	0.557	6.68 per unit	2016/12/02	18,000,000	2016/04/14
27319	Macquarie Bank Ltd.	ZTE European Warrants Dec 2016 A	0.257	15.6800	2016/12/19	39,000,000	2016/04/14
27300	SG Issuer	CITIC European Warrants Aug 2017 A	0.160	11.9800	2017/08/03	80,000,000	2016/04/14
27309	SG Issuer	CKP European Warrants Dec 2016 A	0.400	55.8800	2016/12/05	50,000,000	2016/04/14
27310	SG Issuer	ChiUnicom European Warrants Dec 2017 B	0.250	8.9800	2017/12/05	100,000,000	2016/04/14
27320	SG Issuer	HSBC European Warrants Nov 2016 A	0.295	45.8800	2016/11/03	100,000,000	2016/04/14
27321	SG Issuer	HSI European Warrants Oct 2016 A	0.150	21,800 per 6,000 units	2016/10/28	150,000,000	2016/04/14
27314	SG Issuer	Ping An European Warrants Oct 2016 B	0.195	38.6800	2016/10/05	120,000,000	2016/04/14
27315	SG Issuer	Ping An European Warrants Mar 2017 B	0.250	42.8800	2017/03/03	120,000,000	2016/04/14
27316	SG Issuer	ZTE European Warrants Dec 2016 A	0.250	14.2800	2016/12/05	50,000,000	2016/04/14
27341	Credit Suisse AG	HSI European Warrants Dec 2016 A	0.150	22,100 per 7,500 units	2016/12/29	120,000,000	2016/04/15
27337	Credit Suisse AG	ICBC European Warrants Nov 2016 A	0.250	4.18 per unit	2016/11/04	40,000,000	2016/04/15
27343	Goldman Sachs SP (Asia)	Ping An European Wts Sep 2016 B	0.209	38.7300	2016/09/30	100,000,000	2016/04/15
27346	Goldman Sachs SP (Asia)	Ping An European Wts Sep 2016 C	0.227	37.3300	2016/09/26	100,000,000	2016/04/15
27330	Haitong Int'l Sec	China Dongxiang European Warrants Mar17A	0.300	2 per unit	2017/03/30	50,000,000	2016/04/15
27333	Haitong Int'l Sec	China East Air European Warrants Apr18 A	0.150	5.8900	2018/04/25	68,000,000	2016/04/15
27331	Haitong Int'l Sec	China Railway European Warrants Oct 16 A	0.590	6.68 per unit	2016/10/31	35,000,000	2016/04/15
27329	Haitong Int'l Sec	FDG Evehicles European Warrants Oct 18 A	0.250	0.60 per unit	2018/10/18	50,000,000	2016/04/15
27328	Haitong Int'l Sec	HSBC European Warrants Sep 2016 A	0.150	48.9000	2016/09/29	68,000,000	2016/04/15

Newly listed derivative warrants (continued)

Code	Issuer	Name of issue	Issue prices (HK\$)	Strike level/ Subscription price (HK\$) per 10 units	Subscription/ exercise period	Unit issued on initial listing	Listing date
27342	J P Morgan SP BV	China Life European Warrants Dec 2016 C	0.151	19.8800	2016/12/05	100,000,000	2016/04/15
27336	Macquarie Bank Ltd.	Chinares Cement European Wt Jun 2017 A	0.250	3.33 per unit	2017/06/15	40,000,000	2016/04/15
27326	Macquarie Bank Ltd.	Tencent European Warrants Nov 2016 A	0.250	230.8800	2016/11/02	40,000,000	2016/04/15
27334	SG Issuer	HSBC European Put Warrants Nov 2016 B	0.250	39.0000	2016/11/03	100,000,000	2016/04/15
27349	BOCI Asia Ltd.	Tencent Holdings European Wts Apr 2017 A	0.150	173 per 100 units	2017/04/10	200,000,000	2016/04/18
27351	BNP Paribas Arbit Issu B.V.	HSI European Wts Oct 2016 A	0.150	21,800 per 6,000 units	2016/10/28	100,000,000	2016/04/18
27352	BNP Paribas Arbit Issu B.V.	HSI European Wts Dec 2016 A	0.260	20,400 per 6,000 units	2016/12/29	100,000,000	2016/04/18
27356	BNP Paribas Arbit Issu B.V.	HSI Euro Put Wts Oct 2016 B	0.250	20,000 per 6,000 units	2016/10/28	100,000,000	2016/04/18
27358	BNP Paribas Arbit Issu B.V.	HSI Euro Put Wts Dec 2016 B	0.250	19,400 per 6,000 units	2016/12/29	100,000,000	2016/04/18
27381	Goldman Sachs SP (Asia)	CAM CSI300 European Wts Nov 2016 A	0.250	45.8800	2016/11/30	100,000,000	2016/04/18
27370	Goldman Sachs SP (Asia)	China Mobile Euro Wts Sep 2016 A	0.302	91.5000	2016/09/28	80,000,000	2016/04/18
27372	Goldman Sachs SP (Asia)	China Mobile Euro Wts Sep 2016 B	0.192	95.9300	2016/09/05	80,000,000	2016/04/18
27374	Goldman Sachs SP (Asia)	HSBC European Warrants Nov 2016 B	0.399	43.8800	2016/11/04	100,000,000	2016/04/18
27380	Goldman Sachs SP (Asia)	PetroChina European Wts Oct 2016 A	0.342	5.70 per unit	2016/10/31	80,000,000	2016/04/18
27379	Goldman Sachs SP (Asia)	Tencent European Put Wt Nov 2016 B	0.158	160.80 per 100 units	2016/11/30	300,000,000	2016/04/18
27348	HK Bank	Sinopec Corp European Warrants Oct 2016 B	0.350	5.58 per unit	2016/10/31	50,000,000	2016/04/18
27347	HK Bank	HKEX European Warrants Feb 2017 B	0.150	201.80 per 100 units	2017/02/20	180,000,000	2016/04/18
27362	SG Issuer	Anhui Conch European Warrants Dec 2016 A	0.260	23.8800	2016/12/05	40,000,000	2016/04/18
27364	SG Issuer	CCCC European Warrants Oct 2017 A	0.250	10.8800	2017/10/06	100,000,000	2016/04/18
27365	SG Issuer	Ch Mob European Warrants Nov 2016 B	0.250	98.8800	2016/11/03	80,000,000	2016/04/18
27359	SG Issuer	HSI Euro Put Wts Oct 2016 B	0.150	18,800 per 7,500 units	2016/10/28	150,000,000	2016/04/18
27360	SG Issuer	HSI Euro Put Wts Oct 2016 C	0.250	20,000 per 7,000 units	2016/10/28	150,000,000	2016/04/18
10391	SG Issuer	Nikkei 225 European Warrants Mar 2017 B	0.160	18,000 per 450 units	2017/03/10	150,000,000	2016/04/18
10392	SG Issuer	Nikkei 225 European Put Warrants Mar 2017 C	0.250	13,750 per 400 units	2017/03/10	150,000,000	2016/04/18
27369	UBS AG	China EB Int'l European Warrants Mar 2017 A	0.185	9.8900	2017/03/09	60,000,000	2016/04/18
27368	UBS AG	Kingsoft European Warrants Dec 2016 A	0.360	21.8800	2016/12/19	100,000,000	2016/04/18
27383	BOCI Asia Ltd.	HSCEI European Warrants Dec 2016 B	0.150	9,000 per 4,500 units	2016/12/29	100,000,000	2016/04/19
27382	BOCI Asia Ltd.	HSI European Put Warrants Sep 2016 A	0.150	19,200 per 9,000 units	2016/09/29	100,000,000	2016/04/19
27389	Credit Suisse AG	Henganintl European Warrants Oct 2016 A	0.410	88.9300	2016/10/04	25,000,000	2016/04/19
27403	Goldman Sachs SP (Asia)	HKEX European Warrants Dec 2016 C	0.210	188.08 per 100 units	2016/12/28	200,000,000	2016/04/19
27400	Goldman Sachs SP (Asia)	HKEX European Put Wts Oct 2016 B	0.150	163.88 per 100 units	2016/10/28	200,000,000	2016/04/19
27402	Goldman Sachs SP (Asia)	HKEX European Put Wts Dec 2016 B	0.205	177.88 per 100 units	2016/12/23	200,000,000	2016/04/19
27398	J P Morgan SP BV	CPIC European Warrants Dec 2016 A	0.257	33.6000	2016/12/30	80,000,000	2016/04/19
27394	J P Morgan SP BV	HSI European Put Warrants Oct 2016 E	0.251	19,800 per 8,000 units	2016/10/28	300,000,000	2016/04/19
27385	Macquarie Bank Ltd.	Anhui Conch European Wts Feb 2017 A	0.299	26.0800	2017/02/02	34,000,000	2016/04/19
27386	Macquarie Bank Ltd.	CITIC European Warrants Sep 2016 A	0.811	12.02 per unit	2016/09/02	15,000,000	2016/04/19
27384	Macquarie Bank Ltd.	Tencent European Warrants Nov 2016 B	0.541	200.8800	2016/11/02	18,500,000	2016/04/19
27387	SG Issuer	CRCC European Warrants Jul 2017 A	0.250	10.8800	2017/07/05	80,000,000	2016/04/19
27388	SG Issuer	HKEX European Warrants Jun 2017 B	0.170	208.20 per 100 units	2017/06/05	200,000,000	2016/04/19
27397	UBS AG	China Mobile European Warrants Sep 2016 A	0.370	91.5500	2016/09/26	100,000,000	2016/04/19
27396	UBS AG	HSBC European Warrants Nov 2016 C	0.250	50.8800	2016/11/30	100,000,000	2016/04/19
27406	BOCI Asia Ltd.	Galaxy Ent European Warrants Nov 2016 B	0.310	30.3800	2016/11/14	100,000,000	2016/04/20
27408	BOCI Asia Ltd.	HSI European Warrants Nov 2016 A	0.170	21,100 per 7,200 units	2016/11/29	100,000,000	2016/04/20

Newly listed derivative warrants (continued)

Code	Issuer	Name of issue	Issue prices (HK\$)	Strike level/ Subscription price (HK\$) per 10 units	Subscription/ exercise period	Unit issued on initial listing	Listing date
27407	BOCI Asia Ltd.	PetroChina European Warrants Oct 2016 A	0.360	5.60 per unit	2016/10/31	100,000,000	2016/04/20
27414	BNP Paribas Arbit Issu B.V.	Agricultural Bank Eu Wt Jan17A	0.200	2.90 per unit	2017/01/03	70,000,000	2016/04/20
27418	BNP Paribas Arbit Issu B.V.	AIA European Wts Apr 2017 A	0.250	52.9900	2017/04/06	40,000,000	2016/04/20
27413	BNP Paribas Arbit Issu B.V.	HKEX Euro Put Wts Dec 2016 B	0.250	190 per 100 units	2016/12/02	60,000,000	2016/04/20
27415	BNP Paribas Arbit Issu B.V.	PetroCh Euro Wts Nov 2016 A	0.420	5.88 per unit	2016/11/02	40,000,000	2016/04/20
27432	Credit Suisse AG	Anhui Conch European Warrants Dec 2016 A	0.250	25.8800	2016/12/05	50,000,000	2016/04/20
27435	Credit Suisse AG	AIA European Put Warrants Nov 2016 B	0.250	39.2800	2016/11/04	40,000,000	2016/04/20
27436	Credit Suisse AG	CITIC Sec European Put Warrants Nov 2016A	0.250	16.8800	2016/11/04	40,000,000	2016/04/20
27426	Credit Suisse AG	China Mobile European Warrants Nov 2016 C	0.250	102.8000	2016/11/04	60,000,000	2016/04/20
27424	Credit Suisse AG	China Mobile European Put Wts Nov 2016 B	0.270	75.8800	2016/11/04	40,000,000	2016/04/20
27422	Credit Suisse AG	HSI European Put Warrants Sep 2016 D	0.170	20,800 per 8,000 units	2016/09/29	120,000,000	2016/04/20
27433	Credit Suisse AG	Ping An European Warrants Nov 2016 A	0.250	42.8000	2016/11/04	80,000,000	2016/04/20
27434	Credit Suisse AG	Ping An European Put Warrants Nov 2016 B	0.250	34.3800	2016/11/04	40,000,000	2016/04/20
27423	Credit Suisse AG	Tencent Holdings Euro Put Wts Dec 2016 C	0.150	160.78 per 100 units	2016/12/02	90,000,000	2016/04/20
27437	Credit Suisse AG	WH Group European Warrants Nov 2016 A	0.980	7.18 per unit	2016/11/04	15,000,000	2016/04/20
27467	Goldman Sachs SP (Asia)	Ch Comm Cons Euro Wts Aug 2017 A	0.256	11.6800	2017/08/31	60,000,000	2016/04/20
27450	Goldman Sachs SP (Asia)	China Life Euro Wts Dec 2016 B	0.152	21.3000	2016/12/28	100,000,000	2016/04/20
27447	Goldman Sachs SP (Asia)	China Railway Euro Wts Jul 2017 A	0.169	7.8900	2017/07/28	60,000,000	2016/04/20
27453	Goldman Sachs SP (Asia)	Ping An European Wts Dec 2016 D	0.251	43.8800	2016/12/30	100,000,000	2016/04/20
27449	Goldman Sachs SP (Asia)	Stanchart European Wts Aug 2016 B	0.273	64.9300	2016/08/30	50,000,000	2016/04/20
27459	J P Morgan SP BV	HSI European Put Warrants Sep 2016 G	0.189	20,800 per 8,000 units	2016/09/29	300,000,000	2016/04/20
27465	J P Morgan SP BV	HSI European Put Warrants Oct 2016 F	0.251	21,400 per 9,000 units	2016/10/28	300,000,000	2016/04/20
27457	J P Morgan SP BV	Wynn Macau European Warrants Feb 2017 A	0.251	13.2800	2017/02/02	80,000,000	2016/04/20
27421	Macquarie Bank Ltd.	Tencent European Put Wts Nov 2016 C	0.770	140.8800	2016/11/02	13,000,000	2016/04/20
27443	SG Issuer	CP&CC European Warrants Dec 2016 A	0.335	6.38 per unit	2016/12/05	60,000,000	2016/04/20
27440	SG Issuer	HSCEI European Warrants Jun 2017 A	0.150	10,000 per 4,000 units	2017/06/29	150,000,000	2016/04/20
27409	SG Issuer	HSCEI European Put Warrants Nov 2016 A	0.250	9,500 per 5,500 units	2016/11/29	150,000,000	2016/04/20
27441	SG Issuer	Lenovo European Warrants May 2018 A	0.150	6.5700	2018/05/04	100,000,000	2016/04/20
27445	SG Issuer	Wynn European Warrants May 2017 A	0.250	15.5000	2017/05/04	60,000,000	2016/04/20
27473	UBS AG	CC Bank European Warrants Oct 2016 A	0.250	5.48 per unit	2016/10/19	70,000,000	2016/04/20
27474	UBS AG	China Life European Warrants Dec 2016 B	0.153	21.3300	2016/12/23	100,000,000	2016/04/20
27471	UBS AG	HKEX European Warrants Oct 2016 D	0.560	230.0000	2016/10/19	60,000,000	2016/04/20
27476	UBS AG	HSCEI European Warrants Jun 2017 A	0.150	10,000 per 4,000 units	2017/06/29	100,000,000	2016/04/20
27438	UBS AG	HSI European Warrants Oct 2016 A	0.152	21,800 per 6,000 units	2016/10/28	300,000,000	2016/04/20
27439	UBS AG	Link REIT European Warrants Sep 2016 A	0.217	52.9300	2016/09/28	70,000,000	2016/04/20
27475	UBS AG	Tencent Holdings European Warrants Jun 2017 A	0.150	180.10 per 100 units	2017/06/02	300,000,000	2016/04/20
27492	BOCI Asia Ltd.	AIA European Warrants Nov 2016 A	0.250	48.8800	2016/11/07	100,000,000	2016/04/21
27493	BOCI Asia Ltd.	AIA European Put Warrants Nov 2016 B	0.260	42.0000	2016/11/14	100,000,000	2016/04/21
27498	BOCI Asia Ltd.	CC Bank European Warrants Nov 2016 A	0.181	5.55 per unit	2016/11/28	100,000,000	2016/04/21
27490	BOCI Asia Ltd.	China Life European Warrants Dec 2016 C	0.196	21.2800	2016/12/30	200,000,000	2016/04/21
27491	BOCI Asia Ltd.	HSBC European Warrants Oct 2016 B	0.161	52.8000	2016/10/03	200,000,000	2016/04/21
27503	BOCI Asia Ltd.	ICBC European Warrants Feb 2017 A	0.187	4.99 per unit	2017/02/28	100,000,000	2016/04/21
27494	BOCI Asia Ltd.	Ping An European Warrants Dec 2016 C	0.250	42.8800	2016/12/12	200,000,000	2016/04/21

Newly listed derivative warrants (continued)

Code	Issuer	Name of issue	Issue prices (HK\$)	Strike level/ Subscription price (HK\$) per 10 units	Subscription/ exercise period	Unit issued on initial listing	Listing date
27478	BNP Paribas Arbit Issu B.V.	CNOOC European Wts Nov 2016 A	0.780	11 per unit	2016/11/02	30,000,000	2016/04/21
27480	BNP Paribas Arbit Issu B.V.	Sinopec Corp Eu Wts Nov 2016 A	0.500	6 per unit	2016/11/02	50,000,000	2016/04/21
27481	BNP Paribas Arbit Issu B.V.	Stanchart Euro Wts Sep 2016 A	0.250	64.8800	2016/09/02	40,000,000	2016/04/21
27483	BNP Paribas Arbit Issu B.V.	Stanchart Euro Wts Nov 2016 A	0.420	61.8800	2016/11/02	40,000,000	2016/04/21
27512	Credit Suisse AG	BOCL European Warrants Feb 2017 A	0.150	3.51 per unit	2017/02/01	70,000,000	2016/04/21
27513	Credit Suisse AG	Galaxy Ent European Warrants Nov 2016 A	0.250	36.2800	2016/11/04	60,000,000	2016/04/21
27514	Goldman Sachs SP (Asia)	HSCEI European Warrants Dec 2016 D	0.153	9,600 per 4,000 units	2016/12/29	200,000,000	2016/04/21
27477	Goldman Sachs SP (Asia)	Tencent European Wt Feb 2017 A	0.168	168.88 per 100 units	2017/02/20	200,000,000	2016/04/21
27519	J P Morgan SP BV	AIA European Warrants Nov 2016 B	0.252	51.8800	2016/11/02	100,000,000	2016/04/21
27524	J P Morgan SP BV	Sinopec Corp European Warrants Nov 2016 A	0.280	6.18 per unit	2016/11/02	100,000,000	2016/04/21
27520	J P Morgan SP BV	PetroChina European Warrants Nov 2016 A	0.259	6.28 per unit	2016/11/02	100,000,000	2016/04/21
27484	Macquarie Bank Ltd.	AIA European Warrants Jan 2017 A	0.264	50.8800	2017/01/04	38,000,000	2016/04/21
27486	Macquarie Bank Ltd.	China Life European Wts May 2017 A	0.250	23.0800	2017/05/02	40,000,000	2016/04/21
27489	Macquarie Bank Ltd.	Sinopec Corp European Wts Jan 2017 A	0.356	6.88 per unit	2017/01/04	30,000,000	2016/04/21
27488	Macquarie Bank Ltd.	Sinopec Corp European Put Wts Mar17A	0.296	3.88 per unit	2017/03/02	35,000,000	2016/04/21
27485	Macquarie Bank Ltd.	Foxconn European Warrants Mar 2017 A	0.527	4.48 per unit	2017/03/02	19,000,000	2016/04/21
27508	Macquarie Bank Ltd.	HSBC European Warrants Nov 2016 A	0.250	54.3800	2016/11/02	40,000,000	2016/04/21
27509	SG Issuer	Ping An European Put Warrants Nov 2016 B	0.250	34.5000	2016/11/03	120,000,000	2016/04/21
27510	SG Issuer	Tencent European Put Warrants Dec 2016 C	0.150	160.88 per 100 units	2016/12/05	500,000,000	2016/04/21
27487	UBS AG	HSBC European Warrants Sep 2016 D	0.151	52.8500	2016/09/27	100,000,000	2016/04/21
27536	Credit Suisse AG	Ping An European Warrants Dec 2016 C	0.250	44.3800	2016/12/05	80,000,000	2016/04/22
27532	Goldman Sachs SP (Asia)	Evergrande European Wts Jul 2017 A	0.150	6.0900	2017/07/07	80,000,000	2016/04/22
27533	Goldman Sachs SP (Asia)	Huaneng European Wts Nov 2017 A	0.150	8.8900	2017/11/23	80,000,000	2016/04/22
27530	HK Bank	AIA European Warrants Oct 2016 A	0.250	49.8000	2016/10/31	80,000,000	2016/04/22
27528	HK Bank	China Mobile European Warrants Oct 2016 A	0.300	98.0000	2016/10/31	50,000,000	2016/04/22
27525	HK Bank	CNOOC European Warrants Oct 2016 B	0.600	10.58 per unit	2016/10/31	40,000,000	2016/04/22
27527	HK Bank	CNOOC European Warrants May 2018 A	0.150	10.9000	2018/05/31	100,000,000	2016/04/22
27529	HK Bank	China Tel European Warrants Oct 2016 A	0.300	4.48 per unit	2016/10/31	50,000,000	2016/04/22
27535	Macquarie Bank Ltd.	CKI Holdings European Warrants Oct16 A	0.527	75.0800	2016/10/24	19,000,000	2016/04/22
27531	SG Issuer	Shenhua European Warrants Oct 2017 A	0.250	15.8800	2017/10/06	100,000,000	2016/04/22
27549	UBS AG	CAM CSI300 European Warrants Oct 2016 A	0.255	45.8800	2016/10/31	50,000,000	2016/04/22
27545	UBS AG	Geely Auto European Warrants Nov 2016 A	0.430	4.88 per unit	2016/11/21	40,000,000	2016/04/22
27540	UBS AG	HKEX European Put Warrants Dec 2016 D	0.173	177.78 per 100 units	2016/12/23	100,000,000	2016/04/22
27541	UBS AG	Sands China European Warrants Oct 2016 A	0.250	33.8800	2016/10/24	60,000,000	2016/04/22
27542	UBS AG	Sands China European Put Warrants Oct 2016 B	0.260	27.2300	2016/10/11	60,000,000	2016/04/22
27556	Credit Suisse AG	ZTE European Warrants Nov 2016 A	0.200	14.3000	2016/11/28	50,000,000	2016/04/25
27555	Bank of East Asia	Great Wall Motor European Wts Mar 2017 A	0.150	8.6700	2017/03/02	70,000,000	2016/04/25
27558	Goldman Sachs SP (Asia)	China Mobile Euro Wts Nov 2016 C	0.250	103.0000	2016/11/02	100,000,000	2016/04/25
27557	Goldman Sachs SP (Asia)	Geely Auto European Wts Dec 2016 A	0.431	4.48 per unit	2016/12/29	40,000,000	2016/04/25
27552	Macquarie Bank Ltd.	Car Inc European Warrants Apr 2017 A	0.250	10.8800	2017/04/18	40,000,000	2016/04/25
27554	Macquarie Bank Ltd.	CITIC European Warrants Jan 2017 A	0.626	16.88 per unit	2017/01/04	16,000,000	2016/04/25
27553	Macquarie Bank Ltd.	Stanchart European Warrants Mar 2017 A	0.667	70.8800	2017/03/02	15,000,000	2016/04/25
27551	SG Issuer	CNOOC European Warrants Nov 2016A	0.495	11.50 per unit	2016/11/03	30,000,000	2016/04/25

Newly listed derivative warrants (continued)

Code	Issuer	Name of issue	Issue prices (HK\$)	Strike level/ Subscription price (HK\$) per 10 units	Subscription/ exercise period	Unit issued on initial listing	Listing date
27550	SG Issuer	CNOOC European Warrants Jun 2018A	0.150	10.8800	2018/06/05	300,000,000	2016/04/25
27571	BOCI Asia Ltd.	HSCEI European Warrants Dec 2016 C	0.150	9,600 per 4,000 units	2016/12/29	100,000,000	2016/04/26
27575	BOCI Asia Ltd.	HSCEI European Put Warrants Dec 2016 D	0.250	9,000 per 4,000 units	2016/12/29	100,000,000	2016/04/26
27570	BOCI Asia Ltd.	HS H-SHARE European Warrants Nov 2016 A	0.480	98.0000	2016/11/18	100,000,000	2016/04/26
27569	BOCI Asia Ltd.	Tracker Fund European Warrants Dec 2017 A	0.166	22.8800	2017/12/27	100,000,000	2016/04/26
27604	BNP Paribas Arbit Issu B.V.	Tencent Hldgs Eu Wt Nov 2016 A	0.530	190.0000	2016/11/02	30,000,000	2016/04/26
27607	Credit Suisse AG	Haitong Sec European Warrants Sep 2016 A	0.160	13.9000	2016/09/23	66,000,000	2016/04/26
27594	Goldman Sachs SP (Asia)	HSI European Put Wts Jul 2016 I	0.164	21,500 per 8,000 units	2016/07/28	200,000,000	2016/04/26
27596	Goldman Sachs SP (Asia)	HSI European Put Wts Aug 2016 I	0.175	21,000 per 7,000 units	2016/08/30	200,000,000	2016/04/26
27592	Goldman Sachs SP (Asia)	HSI European Put Wts Sep 2016 H	0.171	20,600 per 7,000 units	2016/09/29	200,000,000	2016/04/26
27560	HK Bank	Minsheng Bank European Warrants Oct 2016 A	0.450	8 per unit	2016/10/31	40,000,000	2016/04/26
27559	HK Bank	HSI European Warrants Oct 2016 B	0.150	22,108 per 6,000 units	2016/10/28	180,000,000	2016/04/26
27564	HK Bank	HSI European Put Warrants Jul 2016 G	0.160	21,400 per 8,000 units	2016/07/28	180,000,000	2016/04/26
27562	HK Bank	HSI European Put Warrants Sep 2016 J	0.150	20,298 per 8,000 units	2016/09/29	180,000,000	2016/04/26
27561	HK Bank	Tencent European Put Warrants Nov 2016 B	0.150	160.80 per 100 units	2016/11/30	100,000,000	2016/04/26
27591	Haitong Int'l Sec	Ch Unicom European Warrants Nov 2017 A	0.150	10.0200	2017/11/29	80,000,000	2016/04/26
27589	Haitong Int'l Sec	Gome European Warrants May 2017 A	0.260	1.28 per unit	2017/05/31	40,000,000	2016/04/26
27588	Haitong Int'l Sec	HSBC European Warrants Sep 2016 B	0.150	53.5000	2016/09/30	80,000,000	2016/04/26
27608	J P Morgan SP BV	HSI European Put Warrants Jul 2016 G	0.163	21,600 per 8,000 units	2016/07/28	300,000,000	2016/04/26
27609	J P Morgan SP BV	Sands China European Warrants Nov 2016 B	0.251	33.9900	2016/11/01	100,000,000	2016/04/26
27602	Macquarie Bank Ltd.	HSBC European Warrants Feb 2017 A	0.250	60.0000	2017/02/03	40,000,000	2016/04/26
27600	UBS AG	China Tel European Warrants Oct 2016 A	0.250	4.75 per unit	2016/10/25	40,000,000	2016/04/26
27599	UBS AG	HS H-SHARE European Warrants Oct 2016 A	0.290	100.8800	2016/10/25	50,000,000	2016/04/26
27597	UBS AG	Tracker Fund European Warrants Dec 2017 A	0.153	22.9300	2017/12/21	200,000,000	2016/04/26
27624	BNP Paribas Arbit Issu B.V.	CAM CSI300 Euro Wts Dec 2016 A	0.250	45.8000	2016/12/02	60,000,000	2016/04/27
27625	BNP Paribas Arbit Issu B.V.	Haitong Sec Eu Wts Feb 2017 A	0.250	15.0000	2017/02/02	40,000,000	2016/04/27
27633	Goldman Sachs SP (Asia)	HS H-SHARE European Wts Oct 2016 A	0.415	101.8800	2016/10/28	80,000,000	2016/04/27
27613	HK Bank	CKP European Warrants Oct 2016 B	0.300	55.8800	2016/10/31	50,000,000	2016/04/27
27617	HK Bank	Foxconn European Warrants Dec 2016 A	0.300	4 per unit	2016/12/30	50,000,000	2016/04/27
27614	HK Bank	Greatwall Motor European Warrants Feb 2017 A	0.150	8.6700	2017/02/28	80,000,000	2016/04/27
27622	HK Bank	Ping An European Warrants Oct 2016 C	0.250	42.3800	2016/10/31	80,000,000	2016/04/27
27627	J P Morgan SP BV	China Unicom European Warrants Nov 2017 A	0.157	10.0000	2017/11/30	100,000,000	2016/04/27
27650	J P Morgan SP BV	A50 China European Put Wts Dec 2017 B	0.150	8.8800	2017/12/29	200,000,000	2016/04/27
27626	J P Morgan SP BV	HSI European Warrants Nov 2016 B	0.250	22,400 per 6,000 units	2016/11/29	300,000,000	2016/04/27
27649	J P Morgan SP BV	PetroChina European Put Warrants Nov 16 B	0.316	4.58 per unit	2016/11/30	100,000,000	2016/04/27
27658	J P Morgan SP BV	Ping An European Put Warrants Nov 2016 B	0.254	33.8800	2016/11/30	100,000,000	2016/04/27
27632	Macquarie Bank Ltd.	CNOOC European Put Warrants Feb 2017 A	0.898	7.68 per unit	2017/02/02	12,000,000	2016/04/27
27629	Macquarie Bank Ltd.	Chi Res Land European Wts Mar 2017 A	0.300	22.8800	2017/03/02	34,000,000	2016/04/27
27643	UBS AG	BOCL European Warrants Mar 2017 A	0.162	3.71 per unit	2017/03/30	70,000,000	2016/04/27
27644	UBS AG	CITIC Bank European Warrants Nov 2016 A	0.256	5.38 per unit	2016/11/28	40,000,000	2016/04/27
27641	UBS AG	China Mobile European Warrants Oct 2016 B	0.250	98.8800	2016/10/26	100,000,000	2016/04/27
27645	UBS AG	HSBC European Warrants Nov 2016 D	0.251	55.3800	2016/11/08	100,000,000	2016/04/27
27635	UBS AG	Ping An European Warrants Oct 2016 C	0.255	40.8800	2016/10/31	100,000,000	2016/04/27

Newly listed derivative warrants (continued)

Code	Issuer	Name of issue	Issue prices (HK\$)	Strike level/ Subscription price (HK\$) per 10 units	Subscription/ exercise period	Unit issued on initial listing	Listing date
27636	UBS AG	Ping An European Put Warrants Oct 2016 D	0.250	33.8800	2016/10/26	70,000,000	2016/04/27
27662	BOCI Asia Ltd.	BYD European Warrants Sep 2017 A	0.150	51.88 per 100 units	2017/09/25	100,000,000	2016/04/28
27663	BOCI Asia Ltd.	China Mobile European Warrants Nov 2016 B	0.284	98.0000	2016/11/07	200,000,000	2016/04/28
27661	BOCI Asia Ltd.	Sinopec Corp European Warrants Nov 2016 A	0.364	6 per unit	2016/11/21	100,000,000	2016/04/28
27660	BOCI Asia Ltd.	HSBC European Put Warrants Nov 2016 A	0.326	47.8800	2016/11/11	200,000,000	2016/04/28
27659	BOCI Asia Ltd.	Ping An European Warrants Dec 2016 D	0.526	35.0000	2016/12/19	200,000,000	2016/04/28
27683	Credit Suisse AG	CITIC Bank European Warrants Nov 2016 A	0.250	5.48 per unit	2016/11/04	40,000,000	2016/04/28
27692	Credit Suisse AG	GAC European Warrants Aug 2017 A	0.250	10.8800	2017/08/31	40,000,000	2016/04/28
27682	Credit Suisse AG	HKEX European Warrants Nov 2016 E	0.150	218.20 per 100 units	2016/11/29	150,000,000	2016/04/28
27681	Credit Suisse AG	HKEX European Put Warrants Dec 2016 C	0.150	177.78 per 100 units	2016/12/23	80,000,000	2016/04/28
27691	Credit Suisse AG	PetroChina European Warrants Dec 2016 A	0.460	6.38 per unit	2016/12/30	30,000,000	2016/04/28
27690	Credit Suisse AG	Zijin Mining European Warrants Nov 2016 A	0.250	2.98 per unit	2016/11/04	40,000,000	2016/04/28
27706	Goldman Sachs SP (Asia)	CC Bank European Wts Jan 2017 A	0.186	5.81 per unit	2017/01/27	60,000,000	2016/04/28
27699	Goldman Sachs SP (Asia)	HSBC European Warrants Sep 2016 G	0.163	57.5500	2016/09/30	100,000,000	2016/04/28
27701	Goldman Sachs SP (Asia)	PetroChina European Wts Sep 2016 B	0.281	6.48 per unit	2016/09/30	80,000,000	2016/04/28
27709	Goldman Sachs SP (Asia)	Ping An European Wts Jul 2016 F	0.164	39.8800	2016/07/29	100,000,000	2016/04/28
27708	Goldman Sachs SP (Asia)	Ping An Euro Put Wts Oct 2016 A	0.347	35.8000	2016/10/31	100,000,000	2016/04/28
27700	Goldman Sachs SP (Asia)	Sands China Euro Wts Dec 2016 A	0.253	34.8800	2016/12/30	80,000,000	2016/04/28
27694	J P Morgan SP BV	China Life European Warrants Apr 2017 A	0.158	23.1000	2017/04/28	100,000,000	2016/04/28
27693	J P Morgan SP BV	Sinopec Corp Eu Put Wt Nov 2016 B	0.370	4.68 per unit	2016/11/03	100,000,000	2016/04/28
27696	J P Morgan SP BV	HSCEI European Wts Jun 2017 A	0.163	10,000 per 4,000 units	2017/06/29	200,000,000	2016/04/28
27670	Macquarie Bank Ltd.	CNBM European Warrants Feb 2017 A	0.668	5.58 per unit	2017/02/02	15,000,000	2016/04/28
27671	SG Issuer	AIA Eu Put Wt Nov 2016 A	0.170	39.2800	2016/11/03	100,000,000	2016/04/28
27672	SG Issuer	Ch Mob European Warrants Nov 2016 C	0.250	105.0000	2016/11/03	80,000,000	2016/04/28
27674	SG Issuer	CSOP A50 ETF Eu Wt Nov 2016 B	0.385	13.50 per unit	2016/11/03	30,000,000	2016/04/28
27679	SG Issuer	A50 Ch Eu Wt Nov 2016 C	0.360	12 per unit	2016/11/03	30,000,000	2016/04/28
27678	SG Issuer	HSBC European Warrants Dec 2016 B	0.250	59.8800	2016/12/05	100,000,000	2016/04/28
27665	SG Issuer	HSBC European Put Warrants Nov 2016 C	0.265	45.0000	2016/11/03	100,000,000	2016/04/28
27677	SG Issuer	HS H-SHARE European Warrants Nov 2016 B	0.260	110.0000	2016/11/03	50,000,000	2016/04/28
27668	UBS AG	AIA European Warrants Oct 2016 B	0.251	51.8000	2016/10/31	100,000,000	2016/04/28
27669	UBS AG	China Mobile European Put Warrants Oct 2016 C	0.398	80.8800	2016/10/31	100,000,000	2016/04/28
27664	UBS AG	HSBC European Put Warrants Sep 2016 E	0.151	42.9500	2016/09/26	100,000,000	2016/04/28
27666	UBS AG	HSI European Put Warrants Aug 2016 C	0.163	21,000 per 7,000 units	2016/08/30	300,000,000	2016/04/28
27721	BNP Paribas Arbit Issu B.V.	BOCL European Wts Dec 2017 A	0.260	3.68 per unit	2017/12/04	50,000,000	2016/04/29
27716	BNP Paribas Arbit Issu B.V.	CC Bank Euro Wts Dec 2017 A	0.350	5.68 per unit	2017/12/04	50,000,000	2016/04/29
27717	BNP Paribas Arbit Issu B.V.	CITIC Bank Euro Wts Mar 2017 A	0.280	5.68 per unit	2017/03/02	40,000,000	2016/04/29
27719	BNP Paribas Arbit Issu B.V.	Minsheng Bk Euro Wt Nov 2016 A	0.360	8.28 per unit	2016/11/02	40,000,000	2016/04/29
27732	BNP Paribas Arbit Issu B.V.	HKEX European Wts Jun 2017 B	0.150	250 per 100 units	2017/06/02	80,000,000	2016/04/29
27736	Credit Suisse AG	HSBC European Wts Sep 2016 E	0.160	54.9300	2016/09/05	100,000,000	2016/04/29
27737	Credit Suisse AG	HSBC European Wts Dec 2016 A	0.250	59.9800	2016/12/05	100,000,000	2016/04/29
27745	Goldman Sachs SP (Asia)	AIA European Warrants Sep 2016 B	0.153	52.5000	2016/09/30	80,000,000	2016/04/29
27747	Goldman Sachs SP (Asia)	BOC HK European Wts Dec 2016 A	0.251	26.8800	2016/12/30	80,000,000	2016/04/29
27748	Goldman Sachs SP (Asia)	CKH European Put Warrants Nov 16 A	0.646	86.8800	2016/11/30	80,000,000	2016/04/29

Newly listed derivative warrants (continued)

Code	Issuer	Name of issue	Issue prices (HK\$)	Strike level/ Subscription price (HK\$) per 10 units	Subscription/ exercise period	Unit issued on initial listing	Listing date
27743	Goldman Sachs SP (Asia)	HSI European Warrants Nov 2016 A	0.250	22,400 per 6,000 units	2016/11/29	200,000,000	2016/04/29
27712	Haitong Int'l Sec	Agile Ppt European Warrants Mar 2017 A	0.350	5.88 per unit	2017/03/30	30,000,000	2016/04/29
27714	Haitong Int'l Sec	Geely Auto European Warrants Nov 2016 A	0.510	4.68 per unit	2016/11/28	30,000,000	2016/04/29
27710	Haitong Int'l Sec	HKEX European Warrants Feb 2017 A	0.150	220.20 per 100 units	2017/02/27	68,000,000	2016/04/29
27711	Haitong Int'l Sec	Zijin Mining European Warrants Nov 2016 A	0.240	2.88 per unit	2016/11/15	45,000,000	2016/04/29
27741	J P Morgan SP BV	CAM CSI300 European Warrants Dec 2016 A	0.151	45.8800	2016/12/02	100,000,000	2016/04/29
27738	J P Morgan SP BV	China Mob European Put Wts Nov 2016 B	0.332	82.2800	2016/11/01	100,000,000	2016/04/29
27742	J P Morgan SP BV	HKEX European Warrants May 2017 B	0.150	250 per 100 units	2017/05/31	200,000,000	2016/04/29
27740	J P Morgan SP BV	Sands China European Put Wts Dec 2016 A	0.251	23.8800	2016/12/02	100,000,000	2016/04/29
27727	Macquarie Bank Ltd.	China Life European Wts Nov 2016 B	0.910	24.08 per unit	2016/11/02	11,000,000	2016/04/29
27722	Macquarie Bank Ltd.	HKEX European Warrants Dec 2016 C	0.150	218 per 100 units	2016/12/02	67,000,000	2016/04/29
27723	Macquarie Bank Ltd.	HSBC European Warrants Dec 2016 A	0.250	60.6800	2016/12/02	40,000,000	2016/04/29
27730	Macquarie Bank Ltd.	Ping An European Warrants Nov 2016 C	0.936	50.33 per unit	2016/11/02	11,000,000	2016/04/29
27735	SGA Societe Generale Acceptance N.V.	AIA Eur Wt Dec 2016 A	0.250	53.8800	2016/12/05	100,000,000	2016/04/29
27756	Credit Suisse AG	AIA European Warrants Oct 2016 B	0.150	52.5500	2016/10/05	70,000,000	2016/05/03
27758	Credit Suisse AG	AIA European Warrants Dec 2016 A	0.250	55.2800	2016/12/05	70,000,000	2016/05/03
27752	HK Bank	HKEX European Warrants Nov 2016 A	0.150	217.80 per 100 units	2016/11/30	180,000,000	2016/05/03
27753	HK Bank	HKEX European Warrants May 2017 B	0.150	249.80 per 100 units	2017/05/31	180,000,000	2016/05/03
27754	HK Bank	HKEX European Put Warrants Nov 2016 B	0.150	189.90 per 100 units	2016/11/30	180,000,000	2016/05/03
27749	HK Bank	Sands China European Warrants Nov 2016 A	0.300	28.8800	2016/11/02	50,000,000	2016/05/03
27755	UBS AG	HSCEI European Warrants Nov 2016 A	0.150	9,400 per 4,000 units	2016/11/29	100,000,000	2016/05/03
27771	Goldman Sachs SP (Asia)	HKEX European Put Wts Nov 2016 C	0.192	190 per 100 units	2016/11/30	200,000,000	2016/05/04
27769	Goldman Sachs SP (Asia)	HSBC European Warrants Nov 2016 C	0.274	55.4800	2016/11/04	100,000,000	2016/05/04
27770	Goldman Sachs SP (Asia)	HSBC European Put Wts Aug 2016 B	0.256	48.8500	2016/08/30	80,000,000	2016/05/04
27761	J P Morgan SP BV	AIA European Put Warrants Dec 2016 A	0.251	43.5000	2016/12/01	100,000,000	2016/05/04
27762	J P Morgan SP BV	PCCW European Warrants Nov 2016 A	0.286	5.98 per unit	2016/11/30	35,000,000	2016/05/04
27764	J P Morgan SP BV	Ping An European Warrants Sep 2016 D	0.152	41.3800	2016/09/30	100,000,000	2016/05/04
27759	Macquarie Bank Ltd.	Xinyi Solar European Warrants Dec 16 A	0.491	3.88 per unit	2016/12/16	20,400,000	2016/05/04
27760	UBS AG	HSI European Warrants Aug 2016 D	0.150	21,500 per 6,800 units	2016/08/30	300,000,000	2016/05/04
27788	Goldman Sachs SP (Asia)	CC Bank Euro Put Wts Sep 2016 B	0.176	4.25 per unit	2016/09/28	80,000,000	2016/05/05
27796	Goldman Sachs SP (Asia)	CGS European Warrants Nov 2016 A	0.706	8.88 per unit	2016/11/29	30,000,000	2016/05/05
27797	Goldman Sachs SP (Asia)	China Cinda Euro Wts Nov 2016 A	0.250	3 per unit	2016/11/29	50,000,000	2016/05/05
27795	Goldman Sachs SP (Asia)	China Life Euro Wts Nov 2016 B	0.150	19.9000	2016/11/28	100,000,000	2016/05/05
27799	Goldman Sachs SP (Asia)	China Mobile Eu Put Wts Jan 2017 A	0.161	99.99 per 100 units	2017/01/09	300,000,000	2016/05/05
27793	Goldman Sachs SP (Asia)	ICBC European Put Warrants Sep16 C	0.152	3.45 per unit	2016/09/28	80,000,000	2016/05/05
27785	J P Morgan SP BV	HKT-SS European Warrants Dec 2017 A	0.252	12.8800	2017/12/29	60,000,000	2016/05/05
27783	J P Morgan SP BV	PetroChina European Warrants Dec 2016 A	0.252	6.98 per unit	2016/12/30	100,000,000	2016/05/05
27781	J P Morgan SP BV	Stanchart European Warrants Dec 2016 B	0.400	72.2800	2016/12/02	60,000,000	2016/05/05
27787	J P Morgan SP BV	China Vanke European Warrants Dec 2016 A	0.250	24.5000	2016/12/30	80,000,000	2016/05/05
27780	Macquarie Bank Ltd.	BOCHK European Warrants Dec 2016 A	1.059	30.88 per unit	2016/12/02	10,000,000	2016/05/05
27774	UBS AG	BYD European Warrants Feb 2017 A	1.006	53.8800	2017/02/20	20,000,000	2016/05/05
27772	UBS AG	CNOOC European Warrants Jun 2017 A	0.150	10.9000	2017/06/27	100,000,000	2016/05/05
27777	UBS AG	HSI European Warrants Nov 2016 A	0.150	22,500 per 6,000 units	2016/11/29	300,000,000	2016/05/05

Newly listed derivative warrants (continued)

Code	Issuer	Name of issue	Issue prices (HK\$)	Strike level/ Subscription price (HK\$) per 10 units	Subscription/ exercise period	Unit issued on initial listing	Listing date
27775	UBS AG	ICBC European Warrants Oct 2016 A	0.150	4.59 per unit	2016/10/24	100,000,000	2016/05/05
27816	BNP Paribas Arbit Issu B.V.	HSCEI European Wts Nov 2016 A	0.150	9,400 per 4,000 units	2016/11/29	100,000,000	2016/05/06
27818	Credit Suisse AG	China Tel European Warrants Dec 2016 A	0.250	4.38 per unit	2016/12/05	40,000,000	2016/05/06
27819	Credit Suisse AG	Huaneng Power European Warrants Nov 2016A	0.440	6.48 per unit	2016/11/07	23,000,000	2016/05/06
27812	HK Bank	CITIC Sec European Warrants Nov 2016 A	0.250	19.8000	2016/11/30	80,000,000	2016/05/06
27815	HK Bank	CM Bank European Warrants Dec 2016 A	0.150	17.3000	2016/12/30	80,000,000	2016/05/06
27813	HK Bank	Evergrande European Warrants Jul 2017 A	0.150	6.0900	2017/07/10	80,000,000	2016/05/06
27814	HK Bank	SHK Ppt European Warrants Dec 2016 B	0.300	111.8800	2016/12/02	40,000,000	2016/05/06
27802	Haitong Int'l Sec	Anta Sports European Warrants Dec 2016 A	0.310	24.8800	2016/12/08	33,000,000	2016/05/06
27811	Haitong Int'l Sec	China Mobile European Put Wts Oct16A	0.150	75.8800	2016/10/31	68,000,000	2016/05/06
27800	Haitong Int'l Sec	CNOOC European Put Warrants Nov 2016 A	0.250	6.68 per unit	2016/11/18	68,000,000	2016/05/06
27806	Haitong Int'l Sec	A50 China European Warrants Nov 2016 A	0.310	12 per unit	2016/11/08	40,000,000	2016/05/06
27807	Haitong Int'l Sec	A50 China European Put Warrants Dec 17 A	0.150	8.8700	2017/12/27	100,000,000	2016/05/06
27805	Haitong Int'l Sec	Ping An European Warrants Dec 2016 A	0.177	42.0000	2016/12/22	80,000,000	2016/05/06
27824	J P Morgan SP BV	HSI European Warrants Dec 2016 B	0.154	22,000 per 7,500 units	2016/12/29	300,000,000	2016/05/06
27821	J P Morgan SP BV	HSI European Put Warrants Aug 2016 G	0.159	20,900 per 7,000 units	2016/08/30	300,000,000	2016/05/06
27822	J P Morgan SP BV	HSI European Put Warrants Dec 2016 A	0.151	19,400 per 6,000 units	2016/12/29	300,000,000	2016/05/06
27817	SG Issuer	PetroChina European Put Warrants Dec 2016 A	0.345	5 per unit	2016/12/05	60,000,000	2016/05/06
27848	Credit Suisse AG	Galaxy Ent European Warrants Sep 2016 B	0.210	29.2000	2016/09/30	60,000,000	2016/05/09
27843	Bank of East Asia	ZTE European Warrants Feb 2017 A	0.250	13.8800	2017/02/28	40,000,000	2016/05/09
27852	Goldman Sachs SP (Asia)	CITIC Bank European Wts Oct 2016 A	0.189	5.48 per unit	2016/10/28	60,000,000	2016/05/09
27861	Goldman Sachs SP (Asia)	CITIC Sec European Wts Nov 2016 A	0.250	19.2800	2016/11/30	80,000,000	2016/05/09
27854	Goldman Sachs SP (Asia)	CKP European Warrants Nov 2016 A	0.258	60.8800	2016/11/09	60,000,000	2016/05/09
27858	Goldman Sachs SP (Asia)	CLP European Warrants Nov 2016 A	0.251	78.0000	2016/11/28	40,000,000	2016/05/09
27860	Goldman Sachs SP (Asia)	Ch Overseas Euro Put Wt Nov 2016 A	0.250	22.8000	2016/11/11	40,000,000	2016/05/09
27835	Goldman Sachs SP (Asia)	Sinopec Corp European Wts Nov 2016 A	0.251	6.50 per unit	2016/11/11	50,000,000	2016/05/09
27855	Goldman Sachs SP (Asia)	China Tel European Wts Oct 2016 A	0.171	4.49 per unit	2016/10/24	60,000,000	2016/05/09
27833	Goldman Sachs SP (Asia)	Galaxy Ent Euro Put Wts Nov 2016 A	0.250	24.0000	2016/11/10	60,000,000	2016/05/09
27862	Goldman Sachs SP (Asia)	Haitong Sec Euro Wts Feb 2017 A	0.150	15.2000	2017/02/23	80,000,000	2016/05/09
27849	Goldman Sachs SP (Asia)	Lenovo European Wts Nov 2016 B	0.402	7.28 per unit	2016/11/09	80,000,000	2016/05/09
27829	Goldman Sachs SP (Asia)	Sands China Euro Wts Oct 2016 A	0.152	31.2800	2016/10/17	80,000,000	2016/05/09
27830	Goldman Sachs SP (Asia)	Sands China Eur Put Wts Dec 2016 B	0.250	25.0000	2016/12/28	60,000,000	2016/05/09
27826	HK Bank	HSI European Warrants Nov 2016 A	0.150	22,500 per 6,000 units	2016/11/29	180,000,000	2016/05/09
27828	HK Bank	HSI European Put Warrants Aug 2016 F	0.160	21,088 per 7,000 units	2016/08/30	180,000,000	2016/05/09
27827	HK Bank	HSI European Put Warrants Oct 2016 C	0.150	19,708 per 8,000 units	2016/10/28	180,000,000	2016/05/09
27844	Macquarie Bank Ltd.	CM Bank European Warrants Oct 2016 A	0.154	17.5000	2016/10/04	65,000,000	2016/05/09
27836	Macquarie Bank Ltd.	Hang Seng Bank European Wts Dec 2016 A	0.288	178.8800	2016/12/02	35,000,000	2016/05/09
27845	Macquarie Bank Ltd.	HS H-SHARE European Warrants Dec 2016A	0.250	115.3800	2016/12/02	40,000,000	2016/05/09
27841	Macquarie Bank Ltd.	Jiangxi Copper European Wts Dec 2016 A	1.091	10.88 per unit	2016/12/02	10,000,000	2016/05/09
27876	Credit Suisse AG	AIA European Warrants Sep 2016 C	0.250	46.8800	2016/09/30	70,000,000	2016/05/10
27880	Credit Suisse AG	BOC HK European Warrants Dec 2016 A	0.250	23.3800	2016/12/30	40,000,000	2016/05/10
27877	Credit Suisse AG	CKH European Warrants Dec 2016 B	0.250	106.8800	2016/12/05	40,000,000	2016/05/10
27878	Credit Suisse AG	SHK Ppt European Warrants Dec 2016 B	0.250	106.8800	2016/12/05	40,000,000	2016/05/10

Newly listed derivative warrants (continued)

Code	Issuer	Name of issue	Issue prices (HK\$)	Strike level/ Subscription price (HK\$) per 10 units	Subscription/ exercise period	Unit issued on initial listing	Listing date
27868	Goldman Sachs SP (Asia)	China Mobile Eu Put Wts Nov 2016 D	0.309	78.8800	2016/11/10	80,000,000	2016/05/10
27894	Goldman Sachs SP (Asia)	HSI European Warrants Oct 2016 C	0.150	21,900 per 6,000 units	2016/10/28	200,000,000	2016/05/10
27891	Goldman Sachs SP (Asia)	HSI European Put Wts Sep 2016 I	0.150	20,300 per 8,000 units	2016/09/29	200,000,000	2016/05/10
27893	Goldman Sachs SP (Asia)	HSI European Put Wts Oct 2016 B	0.150	19,710 per 8,000 units	2016/10/28	200,000,000	2016/05/10
27884	J P Morgan SP BV	HKEX European Warrants Feb 2017 A	0.150	220.08 per 100 units	2017/02/28	200,000,000	2016/05/10
27882	J P Morgan SP BV	HSBC European Warrants Dec 2016 C	0.152	60.7000	2016/12/01	100,000,000	2016/05/10
27886	J P Morgan SP BV	HSCEI European Wts Dec 2016 C	0.151	9,000 per 4,500 units	2016/12/29	200,000,000	2016/05/10
27890	J P Morgan SP BV	Ping An European Warrants Nov 2016 C	0.395	40.48 per 5 units	2016/11/25	100,000,000	2016/05/10
27888	J P Morgan SP BV	Tencent European Warrants Sep 2016 A	0.551	169.9800	2016/09/01	100,000,000	2016/05/10
27865	Macquarie Bank Ltd.	AIA European Put Warrants Dec 2016 A	0.252	41.8800	2016/12/02	40,000,000	2016/05/10
27870	Macquarie Bank Ltd.	CITIC Sec European Warrants Nov 2016 A	0.182	21.8800	2016/11/04	55,000,000	2016/05/10
27871	Macquarie Bank Ltd.	CNOOC European Warrants Feb 2017 B	0.409	12.68 per unit	2017/02/02	25,000,000	2016/05/10
27867	Macquarie Bank Ltd.	New World Dev European Wts Dec 2016 A	0.334	9.33 per unit	2016/12/02	30,000,000	2016/05/10
27869	Macquarie Bank Ltd.	Tencent European Warrants Dec 2016 A	0.359	215.8800	2016/12/02	28,000,000	2016/05/10
27874	UBS AG	CC Bank European Warrants Sep 2016 A	0.150	5.11 per unit	2016/09/23	70,000,000	2016/05/10
27875	UBS AG	Ping An European Warrants Oct 2016 E	0.171	38.7300	2016/10/03	100,000,000	2016/05/10
27080*	J P Morgan SP BV	Tencent European Warrants Apr 2017 A	0.102	173.08 per 100 units	2017/04/03	200,000,000	2016/05/10
10393	BNP Paribas Arbit Issu B.V.	EUR/USD Euro Wts Dec 2016 A	0.250	1.20 per 1 units	2016/12/22	50,000,000	2016/05/11
10394	BNP Paribas Arbit Issu B.V.	EUR/USD Euro Put Wt Dec 2016 B	0.250	1.10 per 1 units	2016/12/22	50,000,000	2016/05/11
10396	BNP Paribas Arbit Issu B.V.	GBP/USD European Wts Dec16A	0.250	1.55 per 1 units	2016/12/22	50,000,000	2016/05/11
10397	BNP Paribas Arbit Issu B.V.	GBP/USD European Put Wt Dec16B	0.250	1.32 per 1 units	2016/12/22	50,000,000	2016/05/11
10395	BNP Paribas Arbit Issu B.V.	USD/YEN Eur Put Wts Dec 2016 A	0.250	98 per 1 units	2016/12/22	50,000,000	2016/05/11
27928	Credit Suisse AG	CITIC European Warrants Dec 2016 A	0.600	12.88 per unit	2016/12/05	30,000,000	2016/05/11
27923	Credit Suisse AG	China Life European Warrants Oct 2016 A	0.150	18.3000	2016/10/31	80,000,000	2016/05/11
27926	Credit Suisse AG	Jiangxi Copper European Wts Nov 2016 A	0.350	10.68 per unit	2016/11/10	30,000,000	2016/05/11
27925	Credit Suisse AG	Stanchart European Warrants Dec 2016 B	0.530	69.8800	2016/12/05	40,000,000	2016/05/11
27934	Goldman Sachs SP (Asia)	China Life Euro Wts Sep 2016 B	0.150	18.2000	2016/09/29	100,000,000	2016/05/11
27930	Goldman Sachs SP (Asia)	HSBC European Warrants Nov 2016 D	0.150	54.3900	2016/11/02	100,000,000	2016/05/11
27904	Goldman Sachs SP (Asia)	HSCEI European Warrants Mar 2017 A	0.250	9,000 per 4,000 units	2017/03/30	120,000,000	2016/05/11
27895	Goldman Sachs SP (Asia)	HSCEI European Warrants Jun 2017 A	0.150	9,980 per 4,000 units	2017/06/29	120,000,000	2016/05/11
27931	Goldman Sachs SP (Asia)	Ping An European Wts Oct 2016 B	0.150	40.9000	2016/10/31	100,000,000	2016/05/11
27933	Goldman Sachs SP (Asia)	Ping An European Wts Oct 2016 C	0.150	42.8500	2016/10/31	100,000,000	2016/05/11
27941	J P Morgan SP BV	China Mob European Wts Nov 2016 C	0.251	98.9000	2016/11/01	100,000,000	2016/05/11
27938	J P Morgan SP BV	Tencent European Warrants Feb 2017 B	0.151	168.98 per 100 units	2017/02/20	200,000,000	2016/05/11
27940	J P Morgan SP BV	Tracker Fund European Put Warrants Feb17B	0.152	18.0000	2017/02/07	100,000,000	2016/05/11
27929	Macquarie Bank Ltd.	Agricultural Bk Euro Warrants Jun 2017 A	0.250	3.08 per unit	2017/06/02	40,000,000	2016/05/11
27905	Macquarie Bank Ltd.	Kingdee Int'l European Wts Mar 2017 A	0.500	3.18 per unit	2017/03/16	20,000,000	2016/05/11
27906	SG Issuer	Geely Auto European Warrants Dec 2016 A	0.500	4.50 per unit	2016/12/05	20,000,000	2016/05/11
27909	SG Issuer	GWMC European Warrants Jan 2018 A	0.160	6.6800	2018/01/04	100,000,000	2016/05/11
27922	SG Issuer	HSI European Warrants Dec 2016 D	0.210	20,500 per 6,000 units	2016/12/29	150,000,000	2016/05/11
27921	SG Issuer	HSI European Warrants Feb 2017 A	0.250	20,000 per 7,500 units	2017/02/27	150,000,000	2016/05/11
27920	SG Issuer	HSI European Warrants Jun 2017 A	0.250	19,000 per 10,000 units	2017/06/29	150,000,000	2016/05/11
27914	UBS AG	HSI European Warrants Aug 2016 E	0.150	20,600 per 7,200 units	2016/08/30	300,000,000	2016/05/11

Newly listed derivative warrants (continued)

Code	Issuer	Name of issue	Issue prices (HK\$)	Strike level/ Subscription price (HK\$) per 10 units	Subscription/ exercise period	Unit issued on initial listing	Listing date
27919	UBS AG	HSI European Warrants Nov 2016 B	0.150	21,200 per 7,200 units	2016/11/29	300,000,000	2016/05/11
27959	Credit Suisse AG	CNOOC European Warrants Jun 2018 A	0.150	10.9000	2018/06/04	100,000,000	2016/05/12
27961	Credit Suisse AG	Chi Res Land European Warrants Nov 2016 A	0.200	21.0000	2016/11/03	50,000,000	2016/05/12
27964	Credit Suisse AG	CSOP A50 ETF European Warrants Nov 2016 A	0.310	13.52 per unit	2016/11/03	33,000,000	2016/05/12
27962	Credit Suisse AG	HSBC European Wts Nov 2016 C	0.180	53.0000	2016/11/03	100,000,000	2016/05/12
27963	Credit Suisse AG	PCCW European Warrants Nov 2016 A	0.250	5.99 per unit	2016/11/14	40,000,000	2016/05/12
27969	Goldman Sachs SP (Asia)	Agri Bk European Wts May 2017 A	0.250	3.28 per unit	2017/05/31	60,000,000	2016/05/12
27971	Goldman Sachs SP (Asia)	AIA European Warrants Nov 2016 A	0.294	47.0800	2016/11/14	80,000,000	2016/05/12
27967	Goldman Sachs SP (Asia)	Dongfeng European Wts Nov 2016 A	0.502	10 per unit	2016/11/28	20,000,000	2016/05/12
27970	Goldman Sachs SP (Asia)	Galaxy Ent European Wts Oct 2016 A	0.235	28.0000	2016/10/24	80,000,000	2016/05/12
27966	Goldman Sachs SP (Asia)	HKEX European Warrants Feb 2017 B	0.150	202 per 100 units	2017/02/20	100,000,000	2016/05/12
27968	Goldman Sachs SP (Asia)	PetroChina European Wts Dec 2016 A	0.259	6.38 per unit	2016/12/05	60,000,000	2016/05/12
27957	Macquarie Bank Ltd.	CC Bank European Put Warrants Jan 17 A	0.250	4.08 per unit	2017/01/03	40,000,000	2016/05/12
27956	Macquarie Bank Ltd.	CPIC European Warrants Jan 2017 A	0.250	31.6800	2017/01/04	40,000,000	2016/05/12
27958	Macquarie Bank Ltd.	PICC Group European Wts Dec 2016 A	0.286	3.58 per unit	2016/12/02	35,000,000	2016/05/12
27942	Macquarie Bank Ltd.	Tencent European Warrants Dec 2016 B	0.770	185.8800	2016/12/02	13,000,000	2016/05/12
27954	SG Issuer	GF Sec European Warrants Dec 2016 A	0.150	22.8800	2016/12/05	70,000,000	2016/05/12
27953	SG Issuer	GF Sec European Warrants Feb 2017 A	0.285	18.8800	2017/02/03	70,000,000	2016/05/12
27965	SG Issuer	Weichai Power European Warrants Sep 2017 A	0.250	11.8800	2017/09/05	80,000,000	2016/05/12
27952	UBS AG	CKH European Warrants Nov 2017 A	0.150	91.93 per 100 units	2017/11/28	100,000,000	2016/05/12
27945	UBS AG	China Life European Warrants Oct 2016 A	0.150	18.3000	2016/10/27	100,000,000	2016/05/12
27950	UBS AG	Tencent Holdings European Warrants Aug 2016 A	0.703	169.9800	2016/08/26	50,000,000	2016/05/12
27949	UBS AG	Tencent Holdings European Warrants Feb 2017 A	0.150	168.98 per 100 units	2017/02/20	300,000,000	2016/05/12
27976	BNP Paribas Arbit Issu B.V.	CKH European Wts Dec 2016 B	0.340	108.0000	2016/12/02	40,000,000	2016/05/13
27974	BNP Paribas Arbit Issu B.V.	China Life Euro Wts Mar 2017 A	0.250	16.9800	2017/03/02	60,000,000	2016/05/13
27975	BNP Paribas Arbit Issu B.V.	Ping An European Wt Dec 2016 C	0.280	36.8000	2016/12/02	60,000,000	2016/05/13
27983	Credit Suisse AG	CITIC Bank European Warrants Dec 2016 A	0.250	4.98 per unit	2016/12/05	40,000,000	2016/05/13
27980	Credit Suisse AG	CM Bank European Warrants Dec 2016 A	0.150	17.3000	2016/12/28	70,000,000	2016/05/13
27981	Credit Suisse AG	China Railway European Warrants Oct 2016A	0.550	6.69 per unit	2016/10/31	30,000,000	2016/05/13
27984	Goldman Sachs SP (Asia)	China Life Euro Wts Nov 2016 C	0.150	18.0000	2016/11/25	150,000,000	2016/05/13
27972	Goldman Sachs SP (Asia)	HKEX European Warrants Feb 2017 C	0.275	168.88 per 100 units	2017/02/20	150,000,000	2016/05/13
27987	J P Morgan SP BV	China Life European Warrants Dec 2016 D	0.152	18.0000	2016/12/01	100,000,000	2016/05/13
27988	J P Morgan SP BV	Galaxy Ent European Warrants Dec 2016 A	0.251	27.2700	2016/12/01	100,000,000	2016/05/13
27986	J P Morgan SP BV	HSBC European Warrants Dec 2016 D	0.151	55.0000	2016/12/02	100,000,000	2016/05/13
27985	J P Morgan SP BV	HSI European Warrants Dec 2016 C	0.251	20,600 per 6,500 units	2016/12/29	300,000,000	2016/05/13
27978	SG Issuer	China Tel European Warrants Dec 2016 A	0.290	4.08 per unit	2016/12/05	35,000,000	2016/05/13
27973	UBS AG	CITIC Sec European Warrants Nov 2016 A	0.192	19.8100	2016/11/23	60,000,000	2016/05/13
27989	BOCI Asia Ltd.	HSBC European Warrants Nov 2016 B	0.250	51.8800	2016/11/28	200,000,000	2016/05/16
27994	BOCI Asia Ltd.	HSBC European Warrants Nov 2016 C	0.150	53.0000	2016/11/07	200,000,000	2016/05/16
27995	BOCI Asia Ltd.	PetroChina European Warrants Dec 2016 A	0.320	6.38 per unit	2016/12/12	100,000,000	2016/05/16
28003	Bank of East Asia	HKEX European Warrants Feb 2017 A	0.150	201.88 per 100 units	2017/02/20	70,000,000	2016/05/16
28006	Bank of East Asia	Ping An European Warrants Nov 2016 A	0.285	40.48 per 5 units	2016/11/25	40,000,000	2016/05/16
28004	Bank of East Asia	Yanzhou Coal European Wts Dec 2016 A	0.350	5.771 per unit	2016/12/01	30,000,000	2016/05/16

Newly listed derivative warrants (continued)

Code	Issuer	Name of issue	Issue prices (HK\$)	Strike level/ Subscription price (HK\$) per 10 units	Subscription/ exercise period	Unit issued on initial listing	Listing date
28034	Goldman Sachs SP (Asia)	CAM CSI300 European Wts Sep 2016 A	0.159	40.0500	2016/09/30	80,000,000	2016/05/16
28025	Goldman Sachs SP (Asia)	HSI European Warrants Oct 2016 D	0.151	19,768 per 7,000 units	2016/10/28	200,000,000	2016/05/16
28033	Goldman Sachs SP (Asia)	HSI European Warrants Dec 2016 A	0.250	20,568 per 6,500 units	2016/12/29	200,000,000	2016/05/16
28002	HK Bank	AIA European Warrants Nov 2016 A	0.250	47.6800	2016/11/30	80,000,000	2016/05/16
28000	HK Bank	China Life European Warrants Sep 2016 B	0.150	17.1000	2016/09/30	80,000,000	2016/05/16
27996	HK Bank	HSI European Put Warrants Dec 2016 B	0.250	19,288 per 6,600 units	2016/12/29	200,000,000	2016/05/16
28021	J P Morgan SP BV	BankComm European Warrants Mar 2017 A	0.258	5.18 per unit	2017/03/01	80,000,000	2016/05/16
28024	Macquarie Bank Ltd.	CM Bank European Put Warrants Aug 17 A	0.250	14.6800	2017/08/02	40,000,000	2016/05/16
28012	Macquarie Bank Ltd.	China Unicom European Wts Dec 2017 A	0.150	10.0000	2017/12/04	67,000,000	2016/05/16
28020	Macquarie Bank Ltd.	Galaxy Ent European Put Wts Nov 2016 A	0.182	20.9500	2016/11/02	55,000,000	2016/05/16
28008	SG Issuer	HKEX European Warrants Mar 2017 C	0.155	201.88 per 100 units	2017/03/03	200,000,000	2016/05/16
28050	Goldman Sachs SP (Asia)	CITIC European Warrants Oct 2017 A	0.159	10.8900	2017/10/26	100,000,000	2016/05/17
28035	Goldman Sachs SP (Asia)	CRCC European Warrants Jun 2017 A	0.169	10.9000	2017/06/30	60,000,000	2016/05/17
28036	Goldman Sachs SP (Asia)	CSOP A50 ETF Euro Wts Oct 2017 A	0.161	9.5000	2017/10/27	100,000,000	2016/05/17
28038	Goldman Sachs SP (Asia)	HSBC European Warrants Nov 2016 E	0.250	50.9800	2016/11/30	100,000,000	2016/05/17
28051	J P Morgan SP BV	BOC HK European Warrants Dec 2016 B	0.163	23.3800	2016/12/30	100,000,000	2016/05/17
28046	Macquarie Bank Ltd.	Galaxy Ent European Wts Mar 2017 A	0.250	31.8800	2017/03/02	40,000,000	2016/05/17
28049	Macquarie Bank Ltd.	Sands China European Wts Feb 2017 A	0.250	33.8800	2017/02/02	40,000,000	2016/05/17
28043	SG Issuer	Lenovo European Warrants Jan 2017 B	0.630	5.68 per unit	2017/01/05	16,000,000	2016/05/17
28041	SG Issuer	Ping An European Warrants Dec 2016 B	0.150	42.8800	2016/12/05	120,000,000	2016/05/17
28053	BOCI Asia Ltd.	China Life European Warrants Nov 2016 B	0.198	16.6600	2016/11/08	200,000,000	2016/05/18
28067	BNP Paribas Arbit Issu B.V.	CICC European Warrants Mar 17A	0.250	12.3800	2017/03/02	40,000,000	2016/05/18
28076	Credit Suisse AG	CRCC European Warrants Dec 2016 A	0.150	10.3800	2016/12/05	70,000,000	2016/05/18
28074	Credit Suisse AG	Lenovo European Warrants Dec 2016 B	0.360	5.98 per unit	2016/12/05	30,000,000	2016/05/18
28073	Credit Suisse AG	Ping An European Warrants Oct 2016 E	0.150	40.4000	2016/10/25	80,000,000	2016/05/18
28052	Goldman Sachs SP (Asia)	BOCL European Warrants Dec 2016 A	0.150	3.33 per unit	2016/12/21	80,000,000	2016/05/18
28062	Macquarie Bank Ltd.	China Mobile European Wts Apr 2017 A	0.250	112.3300	2017/04/05	40,000,000	2016/05/18
28060	Macquarie Bank Ltd.	China Overseas European Wts Dec 2016 A	1.524	28.33 per unit	2016/12/02	7,000,000	2016/05/18
28056	Macquarie Bank Ltd.	HKEX European Warrants Dec 2016 D	0.628	238.8800	2016/12/02	16,000,000	2016/05/18
28059	Macquarie Bank Ltd.	HKEX European Put Warrants Dec 2016 E	0.628	146.8800	2016/12/02	16,000,000	2016/05/18
28068	Macquarie Bank Ltd.	Tencent European Warrants Dec 2016 C	1.695	155.8800	2016/12/02	10,000,000	2016/05/18
28070	Macquarie Bank Ltd.	Tencent European Put Wts Dec 2016 D	1.305	150.8800	2016/12/02	10,000,000	2016/05/18
28055	SG Issuer	Anhui Conch European Warrants Jan 2017 A	0.250	19.8800	2017/01/05	40,000,000	2016/05/18
28071	SG Issuer	CCoal European Warrants Dec 2016 A	0.455	3.68 per unit	2016/12/05	22,000,000	2016/05/18
28072	SG Issuer	MGM China European Warrants May 2017 A	0.250	10.8800	2017/05/05	80,000,000	2016/05/18
28066	UBS AG	CITIC European Warrants Dec 2017 A	0.150	13.3000	2017/12/20	70,000,000	2016/05/18
28065	UBS AG	China Unicom European Warrants Dec 2017 A	0.150	9.8900	2017/12/20	100,000,000	2016/05/18
28079	BOCI Asia Ltd.	AIA European Warrants Nov 2016 C	0.250	46.8800	2016/11/21	200,000,000	2016/05/19
28077	BOCI Asia Ltd.	Ping An European Warrants Jan 2017 A	0.250	38.2800	2017/01/23	200,000,000	2016/05/19
28100	Credit Suisse AG	Agricultural Bank European Wts Jan 2017 A	0.150	2.91 per unit	2017/01/03	70,000,000	2016/05/19
28101	Credit Suisse AG	BOCL European Warrants Aug 2017 A	0.150	3.39 per unit	2017/08/02	70,000,000	2016/05/19
28115	Goldman Sachs SP (Asia)	AIA European Warrants Oct 2016 A	0.154	45.8800	2016/10/03	80,000,000	2016/05/19
28106	Goldman Sachs SP (Asia)	HKEX European Warrants Dec 2016 D	0.250	173.88 per 100 units	2016/12/05	80,000,000	2016/05/19

Newly listed derivative warrants (continued)

Code	Issuer	Name of issue	Issue prices (HK\$)	Strike level/ Subscription price (HK\$) per 10 units	Subscription/ exercise period	Unit issued on initial listing	Listing date
28109	Goldman Sachs SP (Asia)	HS H-SHARE European Wts Oct 2016 B	0.250	92.3000	2016/10/04	50,000,000	2016/05/19
28111	Goldman Sachs SP (Asia)	Lenovo European Wts Dec 2016 C	0.250	6.08 per unit	2016/12/30	50,000,000	2016/05/19
28105	Goldman Sachs SP (Asia)	Tracker Fund European Wts May 17 A	0.150	20.7200	2017/05/23	80,000,000	2016/05/19
28081	HK Bank	HSI European Warrants Sep 2016 K	0.160	19,288 per 8,000 units	2016/09/29	180,000,000	2016/05/19
28080	HK Bank	HSI European Warrants Oct 2016 D	0.150	19,888 per 7,000 units	2016/10/28	180,000,000	2016/05/19
28085	Macquarie Bank Ltd.	Lenovo European Warrants Jan 2017 A	0.556	6.18 per unit	2017/01/04	18,000,000	2016/05/19
28089	Macquarie Bank Ltd.	SMIC European Warrants Apr 2019 A	0.250	0.79 per unit	2019/04/16	40,000,000	2016/05/19
28082	SG Issuer	CHALCO European Warrants Dec 2016 A	0.335	2.68 per unit	2016/12/05	30,000,000	2016/05/19
28092	SG Issuer	China EB Ltd European Warrants Aug 2017 A	0.250	15.8800	2017/08/03	50,000,000	2016/05/19
28090	SG Issuer	CKI Holdings European Warrants Jan 2017 A	0.500	80.8800	2017/01/05	20,000,000	2016/05/19
28093	SG Issuer	Fosun Intl European Warrants Mar 2017 A	0.150	11.3800	2017/03/03	80,000,000	2016/05/19
28083	SG Issuer	JIANC European Warrants Dec 2017 A	0.185	9.8800	2017/12/05	100,000,000	2016/05/19
28098	SG Issuer	Zijin Mining European Warrants Dec 2016 A	0.400	2.58 per unit	2016/12/05	25,000,000	2016/05/19
28151	Credit Suisse AG	AIA European Warrants Sep 2016 D	0.230	44.3800	2016/09/30	70,000,000	2016/05/20
28152	Credit Suisse AG	CICC European Warrants Dec 2016 A	0.250	12.6000	2016/12/30	40,000,000	2016/05/20
28147	Credit Suisse AG	HSBC European Wts Oct 2016 E	0.250	48.3000	2016/10/07	100,000,000	2016/05/20
28128	Credit Suisse AG	HSI European Warrants Dec 2016 B	0.150	20,600 per 6,500 units	2016/12/29	120,000,000	2016/05/20
28129	Credit Suisse AG	HSI European Put Warrants Sep 2016 E	0.150	19,200 per 9,000 units	2016/09/29	120,000,000	2016/05/20
28131	Credit Suisse AG	HSI European Put Warrants Oct 2016 A	0.150	18,800 per 7,500 units	2016/10/28	120,000,000	2016/05/20
28144	Credit Suisse AG	Ping An European Warrants Dec 2016 D	0.200	36.9000	2016/12/05	80,000,000	2016/05/20
28173	Goldman Sachs SP (Asia)	Agri Bk European Wts Dec 2016 A	0.150	2.90 per unit	2016/12/23	80,000,000	2016/05/20
28174	Goldman Sachs SP (Asia)	CC Bank European Wts Oct 2016 A	0.150	4.99 per unit	2016/10/31	80,000,000	2016/05/20
28167	Goldman Sachs SP (Asia)	HSI European Warrants Sep 2016 J	0.150	19,168 per 8,000 units	2016/09/29	200,000,000	2016/05/20
28177	Goldman Sachs Sp (Asia)	ICBC European Warrants Oct 2016 A	0.150	4.18 per unit	2016/10/31	80,000,000	2016/05/20
28161	J P Morgan SP BV	China Mob European Wts Dec 2016 C	0.295	89.8800	2016/12/01	100,000,000	2016/05/20
28164	J P Morgan SP BV	CNOOC European Put Warrants Nov 2017 A	0.153	8.5000	2017/11/30	150,000,000	2016/05/20
28158	J P Morgan SP BV	HSI European Warrants Nov 2016 C	0.251	19,600 per 6,500 units	2016/11/29	300,000,000	2016/05/20
28160	J P Morgan SP BV	Li & Fung European Warrants Dec 2016 A	0.267	4.88 per unit	2016/12/30	60,000,000	2016/05/20
28165	J P Morgan SP BV	Lenovo European Warrants Dec 2016 C	0.370	6 per unit	2016/12/05	60,000,000	2016/05/20
28159	J P Morgan SP BV	SHK Ppt European Warrants Dec 2016 A	0.298	100.0000	2016/12/30	60,000,000	2016/05/20
28119	Macquarie Bank Ltd.	Anta Sports European Wts Mar 2017 A	0.297	26.0800	2017/03/21	34,000,000	2016/05/20
28118	Macquarie Bank Ltd.	China Life European Wts Dec 2016 C	0.771	20.88 per unit	2016/12/02	13,000,000	2016/05/20
28123	Macquarie Bank Ltd.	Ping An European Warrants Dec 2016 C	1.036	44.38 per unit	2016/12/02	10,000,000	2016/05/20
28124	Macquarie Bank Ltd.	Ping An European Put Warrants Jan 17 C	1.058	25 per unit	2017/01/04	10,000,000	2016/05/20
28127	Macquarie Bank Ltd.	Sunny Optical European Warrants Mar17A	0.775	32.8800	2017/03/24	13,000,000	2016/05/20
28121	SG Issuer	SHK P European Warrants Jan 2017 B	0.395	95.8800	2017/01/05	30,000,000	2016/05/20
28168	UBS AG	CKP European Warrants Oct 2016 A	0.153	53.8500	2016/10/26	70,000,000	2016/05/20
28120	UBS AG	HSI European Warrants Aug 2016 F	0.150	19,800 per 7,000 units	2016/08/30	300,000,000	2016/05/20
28172	UBS AG	HSI European Put Warrants Sep 2016 K	0.153	18,800 per 8,000 units	2016/09/29	300,000,000	2016/05/20
28193	Goldman Sachs SP (Asia)	CKH European Wts Nov 2016 B	0.250	100.0000	2016/11/30	50,000,000	2016/05/23
28217	Goldman Sachs SP (Asia)	Ping An European Wts Nov 2016 A	0.166	36.9000	2016/11/30	100,000,000	2016/05/23
28218	Goldman Sachs SP (Asia)	SHK Ppt European Wts Dec 2016 A	0.250	98.8800	2016/12/30	100,000,000	2016/05/23
28192	Haitong Int'l Sec	Ch Comm Cons European Warrants Sep 2017A	0.152	10.8800	2017/09/28	68,000,000	2016/05/23

Newly listed derivative warrants (continued)

Code	Issuer	Name of issue	Issue prices (HK\$)	Strike level/ Subscription price (HK\$) per 10 units	Subscription/ exercise period	Unit issued on initial listing	Listing date
28189	Haitong Int'l Sec	China Coal European Warrants Nov 2016 A	0.350	3.78 per unit	2016/11/28	30,000,000	2016/05/23
28190	Haitong Int'l Sec	CRCC European Warrants May 2017 A	0.250	9.8800	2017/05/31	50,000,000	2016/05/23
28191	Haitong Int'l Sec	CRCC European Warrants Jun 2017 A	0.200	10.8800	2017/06/28	50,000,000	2016/05/23
28186	Haitong Int'l Sec	CRRC European Warrants Jun 2017 A	0.150	8.1880	2017/06/29	80,000,000	2016/05/23
28184	Haitong Int'l Sec	China Telecom European Warrants Nov 16 A	0.150	4.38 per unit	2016/11/28	68,000,000	2016/05/23
28179	Haitong Int'l Sec	Li & Fung European Warrants Nov 2016 A	0.250	5.20 per unit	2016/11/23	50,000,000	2016/05/23
28208	Macquarie Bank Ltd.	Minsheng Bank European Wts Dec 2016 A	0.435	8.48 per unit	2016/12/02	23,000,000	2016/05/23
28207	Macquarie Bank Ltd.	PetroChina European Wts Dec 2016 A	0.557	5.58 per unit	2016/12/02	18,000,000	2016/05/23
28210	SG Issuer	BOCL European Warrants Feb 2017 A	0.250	2.98 per unit	2017/02/03	80,000,000	2016/05/23
28211	SG Issuer	CCB European Warrants Dec 2016 A	0.250	4.88 per unit	2016/12/05	80,000,000	2016/05/23
28212	SG Issuer	Geely Auto European Warrants Jan 2017 A	0.580	3.88 per unit	2017/01/05	18,000,000	2016/05/23
28214	SG Issuer	ICBC European Warrants Jan 2017 A	0.250	3.98 per unit	2017/01/05	80,000,000	2016/05/23
28203	UBS AG	BOCL European Warrants Sep 2016 B	0.150	3.01 per unit	2016/09/23	70,000,000	2016/05/23
28215	UBS AG	CKH European Warrants Nov 2016 A	0.355	102.0000	2016/11/22	30,000,000	2016/05/23
28216	UBS AG	Sinopec Corp European Warrants Oct 2016 A	0.398	5.39 per unit	2016/10/27	50,000,000	2016/05/23
28199	UBS AG	Lenovo European Warrants Dec 2016 C	0.343	6.08 per unit	2016/12/12	30,000,000	2016/05/23
28232	Credit Suisse AG	BOCL European Warrants Oct 2016 B	0.150	3.01 per unit	2016/10/05	70,000,000	2016/05/24
28231	Credit Suisse AG	CC Bank European Warrants Oct 2016 A	0.180	4.59 per unit	2016/10/05	60,000,000	2016/05/24
28233	Credit Suisse AG	Tencent Holdings European Wts Jun 2017 A	0.150	180.10 per 100 units	2017/06/05	100,000,000	2016/05/24
28226	Macquarie Bank Ltd.	BOCHK European Warrants Feb 2017 B	1.043	28.33 per unit	2017/02/02	10,000,000	2016/05/24
28219	Macquarie Bank Ltd.	CKH European Warrants Dec 2016 A	0.527	99.8800	2016/12/02	19,000,000	2016/05/24
28230	Macquarie Bank Ltd.	Huaneng Power European Wts Jun 2017 A	0.510	6.88 per unit	2017/06/02	20,000,000	2016/05/24
28220	SG Issuer	AGBK European Warrants Jun 2017 A	0.250	2.85 per unit	2017/06/05	80,000,000	2016/05/24
28222	SG Issuer	CNBM European Warrants Feb 2017 A	0.560	3.98 per unit	2017/02/03	18,000,000	2016/05/24
28225	SG Issuer	Haitong Sec European Warrants Jul 2017 A	0.250	13.1800	2017/07/05	60,000,000	2016/05/24
28236	UBS AG	Ping An European Warrants Dec 2016 B	0.250	40.3800	2016/12/30	100,000,000	2016/05/24
28234	UBS AG	Tencent Holdings European Put Warrants Nov 2016 A	0.151	160.78 per 100 units	2016/11/25	100,000,000	2016/05/24
28247	Goldman Sachs SP (Asia)	CITIC Bank European Wts Nov 2016 A	0.150	4.98 per unit	2016/11/28	70,000,000	2016/05/25
28243	J P Morgan SP BV	BOCL European Warrants May 2017 A	0.251	3.20 per unit	2017/05/31	100,000,000	2016/05/25
28246	J P Morgan SP BV	CNOOC European Warrants Oct 2016 B	0.516	10.60 per unit	2016/10/31	100,000,000	2016/05/25
28245	J P Morgan SP BV	Ch Railway Cons European Wts Jun 2017 A	0.175	10.9000	2017/06/30	80,000,000	2016/05/25
28244	J P Morgan SP BV	Ping An European Warrants Dec 2016 C	0.273	35.8000	2016/12/01	100,000,000	2016/05/25
28242	Macquarie Bank Ltd.	BOCL European Warrants Jun 2017 A	0.250	3.28 per unit	2017/06/02	40,000,000	2016/05/25
28281	Credit Suisse AG	Tencent Holdings European Wts Mar 2017 A	0.150	170.90 per 100 units	2017/03/02	100,000,000	2016/05/26
28276	Goldman Sachs SP (Asia)	CICC European Warrants Dec 2016 A	0.250	12.8800	2016/12/19	40,000,000	2016/05/26
28259	Goldman Sachs SP (Asia)	CNBM European Warrants Mar 2017 A	0.251	4.48 per unit	2017/03/15	40,000,000	2016/05/26
28258	Goldman Sachs SP (Asia)	Ch Overseas European Wts Jan 2017 A	0.250	24.8800	2017/01/09	50,000,000	2016/05/26
28257	Goldman Sachs SP (Asia)	Link REIT European Wts Mar 2017 A	0.250	55.0000	2017/03/29	50,000,000	2016/05/26
28248	HK Bank	HSCEI European Put Warrants Dec 2016 E	0.180	7,980 per 4,000 units	2016/12/29	100,000,000	2016/05/26
28251	HK Bank	HSI European Put Warrants Dec 2016 C	0.150	17,928 per 7,500 units	2016/12/29	180,000,000	2016/05/26
28285	J P Morgan SP BV	China Cinda European Warrants Dec 2016 B	0.152	2.98 per unit	2016/12/02	70,000,000	2016/05/26
28286	J P Morgan SP BV	Tencent European Warrants Sep 2016 B	0.310	185.8800	2016/09/30	100,000,000	2016/05/26
28287	J P Morgan SP BV	Tencent European Put Warrants Oct 2016 C	0.559	140.8000	2016/10/31	100,000,000	2016/05/26

Newly listed derivative warrants (continued)

Code	Issuer	Name of issue	Issue prices (HK\$)	Strike level/ Subscription price (HK\$) per 10 units	Subscription/ exercise period	Unit issued on initial listing	Listing date
28282	Macquarie Bank Ltd.	China Life European Put Warrants Jan17A	0.954	13.58 per unit	2017/01/04	10,500,000	2016/05/26
28261	SG Issuer	AIA European Warrants Nov 2016 B	0.150	48.8800	2016/11/03	100,000,000	2016/05/26
28263	SG Issuer	CLife European Warrants Aug 2017 A	0.150	19.2800	2017/08/03	150,000,000	2016/05/26
28264	SG Issuer	Ch Mob European Warrants Dec 2016 C	0.275	92.8800	2016/12/05	80,000,000	2016/05/26
28272	SG Issuer	CNOOC European Warrants Dec 2016 B	0.490	10.28 per unit	2016/12/05	30,000,000	2016/05/26
28274	SG Issuer	Galaxy Ent European Warrants Dec 2016 B	0.285	25.8800	2016/12/05	80,000,000	2016/05/26
28283	SG Issuer	Tracker Fund European Warrants Dec 2016 A	0.180	18.8800	2016/12/05	100,000,000	2016/05/26
28284	SG Issuer	Tracker Fund European Warrants Jul 2017 A	0.150	21.2800	2017/07/03	100,000,000	2016/05/26
26389 [#]	J P Morgan SP BV	China Life European Warrants Sep 2016 C	0.060	17.7700	2016/09/01	200,000,000	2016/05/26
28298	Credit Suisse AG	Kingsoft European Warrants Dec 2016 A	0.250	15.8800	2016/12/05	40,000,000	2016/05/27
28288	Goldman Sachs SP (Asia)	China Mobile Euro Wts Nov 2016 E	0.335	90.0000	2016/11/28	80,000,000	2016/05/27
28297	Goldman Sachs SP (Asia)	CNOOC European Warrants Oct 2016 A	0.234	10.60 per unit	2016/10/24	50,000,000	2016/05/27
28314	Goldman Sachs SP (Asia)	HSI European Put Wts Dec 2016 B	0.150	18,028 per 7,500 units	2016/12/29	200,000,000	2016/05/27
28291	Goldman Sachs SP (Asia)	Tencent European Wt Jun 2017 A	0.169	170 per 100 units	2017/06/30	300,000,000	2016/05/27
28292	Goldman Sachs SP (Asia)	Tencent European Put Wt Dec 2017 A	0.163	141.80 per 100 units	2017/12/22	180,000,000	2016/05/27
28316	J P Morgan SP BV	Anta Sports European Warrants Dec 2016 A	0.250	20.2000	2016/12/30	60,000,000	2016/05/27
28317	J P Morgan SP BV	China Tel European Warrants Dec 2016 A	0.250	4.28 per unit	2016/12/30	80,000,000	2016/05/27
28300	J P Morgan SP BV	HSI European Put Warrants Dec 2016 D	0.151	18,000 per 7,500 units	2016/12/29	300,000,000	2016/05/27
28319	J P Morgan SP BV	Kingsoft European Warrants Oct 2016 B	0.152	16.8800	2016/10/05	70,000,000	2016/05/27
28296	Macquarie Bank Ltd.	Kingsoft European Warrants Feb 2017 A	0.264	16.5800	2017/02/02	38,000,000	2016/05/27
28301	SG Issuer	HKEX European Warrants Dec 2016 D	0.530	218.8800	2016/12/05	20,000,000	2016/05/27
28305	SG Issuer	Kingsoft European Warrants Dec 2016 A	0.250	15.8800	2016/12/05	40,000,000	2016/05/27
28290	SG Issuer	Kingsoft European Warrants Jan 2017 A	0.250	19.8800	2017/01/05	40,000,000	2016/05/27
28309	SG Issuer	Tencent European Warrants Oct 2016 C	0.385	185.9800	2016/10/05	30,000,000	2016/05/27
28307	SG Issuer	Tencent European Warrants Dec 2016 D	0.720	180.0000	2016/12/05	30,000,000	2016/05/27
28312	SG Issuer	Tencent European Put Warrants Nov 2016 B	0.660	140.8800	2016/11/03	30,000,000	2016/05/27
28293	UBS AG	Kingsoft European Warrants Nov 2016 B	0.350	16.3800	2016/11/28	100,000,000	2016/05/27
28342	BOCI Asia Ltd.	CC Bank European Warrants Jan 2017 A	0.252	4.88 per unit	2017/01/09	100,000,000	2016/05/30
28341	BOCI Asia Ltd.	ICBC European Warrants Jan 2017 A	0.205	3.98 per unit	2017/01/09	100,000,000	2016/05/30
28336	BOCI Asia Ltd.	Tencent Holdings European Wts Jun 2017 A	0.150	180 per 100 units	2017/06/02	200,000,000	2016/05/30
28339	BOCI Asia Ltd.	Tencent Holdings European Put Wts Dec 2016 E	0.150	160.88 per 100 units	2016/12/02	100,000,000	2016/05/30
28374	BNP Paribas Arbit Issu B.V.	HSI European Wts Oct 2016 C	0.150	19,800 per 7,000 units	2016/10/28	100,000,000	2016/05/30
28368	BNP Paribas Arbit Issu B.V.	HSI European Wts Dec 2016 C	0.250	19,600 per 5,000 units	2016/12/29	100,000,000	2016/05/30
28375	BNP Paribas Arbit Issu B.V.	HSI European Wts Feb 2017 A	0.160	20,000 per 7,500 units	2017/02/27	100,000,000	2016/05/30
28384	BNP Paribas Arbit Issu B.V.	HSI European Wts Mar 2017 B	0.250	20,400 per 6,000 units	2017/03/30	100,000,000	2016/05/30
28376	BNP Paribas Arbit Issu B.V.	HSI Euro Put Wts Feb 2017 B	0.250	19,200 per 6,000 units	2017/02/27	100,000,000	2016/05/30
28385	BNP Paribas Arbit Issu B.V.	HSI Euro Put Wts Mar 2017 C	0.250	19,000 per 6,000 units	2017/03/30	100,000,000	2016/05/30
28333	BNP Paribas Arbit Issu B.V.	Kingsoft Euro Wts Mar 2017 A	0.250	16.9800	2017/03/02	40,000,000	2016/05/30
28332	BNP Paribas Arbit Issu B.V.	SHK Ppt Euro Wts Jan 2017 B	0.310	102.8000	2017/01/04	40,000,000	2016/05/30
28389	Goldman Sachs SP (Asia)	Kingsoft European Wts Dec 2016 A	0.250	15.9500	2016/12/05	40,000,000	2016/05/30
28320	HK Bank	CNOOC European Warrants Nov 2016 B	0.620	9.58 per unit	2016/11/30	50,000,000	2016/05/30
28329	HK Bank	Kingsoft European Warrants Dec 2016 B	0.250	15.5800	2016/12/30	50,000,000	2016/05/30
28330	HK Bank	Lenovo European Warrants Dec 2016 C	0.310	5.80 per unit	2016/12/30	40,000,000	2016/05/30

Newly listed derivative warrants (continued)

Code	Issuer	Name of issue	Issue prices (HK\$)	Strike level/ Subscription price (HK\$) per 10 units	Subscription/ exercise period	Unit issued on initial listing	Listing date
28321	HK Bank	Ping An European Warrants Nov 2016 A	0.300	33.9800	2016/11/30	80,000,000	2016/05/30
28360	J P Morgan SP BV	CKH European Warrants Nov 2017 A	0.151	91.88 per 100 units	2017/11/30	200,000,000	2016/05/30
28364	J P Morgan SP BV	China Life European Warrants Sep 2016 D	0.150	17.1000	2016/09/30	100,000,000	2016/05/30
28386	J P Morgan SP BV	China Life European Warrants Sep 2016 E	0.150	15.8800	2016/09/09	200,000,000	2016/05/30
28345	Macquarie Bank Ltd.	CITIC Bank European Wts Oct 2016 B	0.156	4.80 per unit	2016/10/04	65,000,000	2016/05/30
28343	Macquarie Bank Ltd.	Ping An European Warrants Mar 2017 A	0.250	38.3300	2017/03/02	40,000,000	2016/05/30
28350	Macquarie Bank Ltd.	Sino Biopharm European Warrants May17A	1.000	5.88 per unit	2017/05/16	10,000,000	2016/05/30
28335	SG Issuer	Anta Sports European Warrants Dec 2016 A	0.250	18.8800	2016/12/05	40,000,000	2016/05/30
28353	SG Issuer	BOCHK European Warrants Jan 2017 A	0.150	26.8800	2017/01/05	70,000,000	2016/05/30
28354	SG Issuer	Galaxy European Put Warrants Dec 2016 C	0.250	20.8800	2016/12/05	80,000,000	2016/05/30
28355	SG Issuer	HSI European Warrants Jan 2017 A	0.250	19,500 per 7,000 units	2017/01/26	150,000,000	2016/05/30
28357	SG Issuer	HSI Euro Put Wts Nov 2016 A	0.250	21,000 per 10,000 units	2016/11/29	150,000,000	2016/05/30
28356	SG Issuer	HSI Euro Put Wts Dec 2016 E	0.215	19,288 per 6,600 units	2016/12/29	150,000,000	2016/05/30
28358	SG Issuer	Sands China European Warrants Jan 2017 A	0.250	31.8800	2017/01/05	80,000,000	2016/05/30
28424	Goldman Sachs SP (Asia)	CGN Power European Warrants Dec16A	0.335	2.98 per unit	2016/12/30	30,000,000	2016/05/31
28422	Goldman Sachs SP (Asia)	China Life Euro Wts Sep 2016 C	0.150	17.1000	2016/09/27	100,000,000	2016/05/31
28393	Goldman Sachs SP (Asia)	HSI European Put Wts Oct 2016 E	0.150	18,828 per 7,500 units	2016/10/28	200,000,000	2016/05/31
28401	Goldman Sachs SP (Asia)	HSI European Put Wts Dec 2016 C	0.250	19,328 per 7,000 units	2016/12/29	200,000,000	2016/05/31
28406	Haitong Int'l Sec	China Life European Warrants Nov 2016 A	0.150	16.6800	2016/11/08	80,000,000	2016/05/31
28408	Haitong Int'l Sec	Kingsoft European Warrants Dec 2016 A	0.251	16.2800	2016/12/28	40,000,000	2016/05/31
28402	Haitong Int'l Sec	Lenovo European Warrants Dec 2016 A	0.259	6.18 per unit	2016/12/28	40,000,000	2016/05/31
28421	J P Morgan SP BV	Ping An European Warrants Sep 2016 E	0.150	37.3000	2016/09/30	200,000,000	2016/05/31
28420	Macquarie Bank Ltd.	CNOOC European Warrants Apr 2017 A	0.670	11.66 per unit	2017/04/05	15,000,000	2016/05/31
28419	Macquarie Bank Ltd.	Tencent European Warrants Jan 2017 B	0.371	230.8800	2017/01/04	27,000,000	2016/05/31
28437	BOCI Asia Ltd.	China Life European Warrants Oct 2016 B	0.150	17.1000	2016/10/12	200,000,000	2016/06/01
28438	BOCI Asia Ltd.	China Life European Warrants Sep 2017 A	0.250	18.5000	2017/09/29	200,000,000	2016/06/01
28441	Goldman Sachs SP (Asia)	BOCL European Warrants Sep 2016 D	0.152	3.01 per unit	2016/09/23	70,000,000	2016/06/01
28456	Goldman Sachs SP (Asia)	China Unicom Euro Wts Nov 2017 A	0.150	8.9900	2017/11/28	100,000,000	2016/06/01
28460	Goldman Sachs SP (Asia)	Ping An European Wts Jan 2017 A	0.250	38.8800	2017/01/26	100,000,000	2016/06/01
28442	J P Morgan SP BV	HSI European Put Warrants Dec 2016 E	0.251	19,000 per 7,000 units	2016/12/29	300,000,000	2016/06/01
28446	SG Issuer	BOCL European Put Warrants Feb 2017 B	0.250	2.80 per unit	2017/02/03	80,000,000	2016/06/01
28447	SG Issuer	CCB European Put Warrants Dec 2016 B	0.265	4.28 per unit	2016/12/05	80,000,000	2016/06/01
28455	SG Issuer	CNOOC European Put Warrants Dec 2016 C	0.650	7.80 per unit	2016/12/05	20,000,000	2016/06/01
28448	SG Issuer	CSOP A50 ETF European Warrants Dec 2016 B	0.390	12.50 per unit	2016/12/05	30,000,000	2016/06/01
28449	SG Issuer	HS H-SHARE European Warrants Dec 2016 A	0.250	99.8800	2016/12/05	50,000,000	2016/06/01
28451	SG Issuer	HS H-SH European Put Warrants Jan 2017 C	0.960	85.8800	2017/01/05	50,000,000	2016/06/01
28452	SG Issuer	ICBC European Put Wt Dec 2016 B	0.270	3.68 per unit	2016/12/05	80,000,000	2016/06/01
28453	SG Issuer	Stanchart European Warrants Jan 2017 B	0.500	73.8800	2017/01/05	20,000,000	2016/06/01
28504	Credit Suisse AG	CNBM European Warrants Dec 2016 B	0.350	4.08 per unit	2016/12/05	30,000,000	2016/06/02
28510	Credit Suisse AG	HSBC European Put Warrants Nov 2016 D	0.320	47.8300	2016/11/04	40,000,000	2016/06/02
28491	Goldman Sachs SP (Asia)	CKH European Wts Nov 2017 A	0.150	91.92 per 100 units	2017/11/28	100,000,000	2016/06/02
28480	Goldman Sachs SP (Asia)	CNOOC European Warrants May 2018 A	0.153	10.9000	2018/05/28	100,000,000	2016/06/02
28507	J P Morgan SP BV	ICBC European Put Wts Dec 2016 A	0.151	3.33 per unit	2016/12/01	100,000,000	2016/06/02

Newly listed derivative warrants (continued)

Code	Issuer	Name of issue	Issue prices (HK\$)	Strike level/ Subscription price (HK\$) per 10 units	Subscription/ exercise period	Unit issued on initial listing	Listing date
28492	SG Issuer	CAM CSI300 European Warrants Jan 2017 A	0.250	39.8800	2017/01/05	50,000,000	2016/06/02
28493	SG Issuer	Huaneng Power European Warrants Dec 2016 A	0.500	5.60 per unit	2016/12/05	20,000,000	2016/06/02
28466	UBS AG	AIA European Warrants Nov 2016 A	0.204	47.1300	2016/11/07	100,000,000	2016/06/02
28473	UBS AG	BOCL European Warrants Dec 2016 A	0.150	3.34 per unit	2016/12/21	70,000,000	2016/06/02
28477	UBS AG	CC Bank European Warrants Dec 2016 A	0.155	5.39 per unit	2016/12/23	70,000,000	2016/06/02
28469	UBS AG	HSBC European Warrants Nov 2016 E	0.219	53.0500	2016/11/03	100,000,000	2016/06/02
28472	UBS AG	ICBC European Warrants Sep 2016 B	0.150	4.09 per unit	2016/09/23	70,000,000	2016/06/02
28513	BOCI Asia Ltd.	China Mobile European Put Wts Jan 2017 B	0.511	80.0000	2017/01/03	100,000,000	2016/06/03
28515	BOCI Asia Ltd.	HSBC European Warrants Nov 2016 D	0.160	55.5000	2016/11/09	200,000,000	2016/06/03
28543	J P Morgan SP BV	CITIC Bank European Warrants Dec 2016 A	0.200	4.98 per unit	2016/12/01	50,000,000	2016/06/03
28544	J P Morgan SP BV	ICBC European Warrants Jul 2017 A	0.150	4.50 per unit	2017/07/18	100,000,000	2016/06/03
28557	J P Morgan SP BV	Tencent European Warrants Sep 2016 C	0.155	199.9000	2016/09/05	80,000,000	2016/06/03
28552	J P Morgan SP BV	Tencent European Warrants Oct 2016 D	0.532	190.0800	2016/10/31	80,000,000	2016/06/03
28530	J P Morgan SP BV	Tencent European Put Warrants Dec 2017 A	0.150	141.88 per 100 units	2017/12/29	200,000,000	2016/06/03
28534	Macquarie Bank Ltd.	Kingsoft European Warrants Dec 2016 B	0.299	13.8800	2016/12/05	34,000,000	2016/06/03
28533	SG Issuer	HSCEI European Warrants Mar 2017 A	0.150	9,000 per 4,000 units	2017/03/30	150,000,000	2016/06/03
28519	SG Issuer	Tencent European Warrants Dec 2016 E	0.290	218.8800	2016/12/05	35,000,000	2016/06/03
28520	SG Issuer	Tencent European Put Warrants Mar 2017 B	0.250	175 per 100 units	2017/03/03	300,000,000	2016/06/03
28541	UBS AG	Tencent Holdings European Warrants Oct 2017 A	0.250	193 per 100 units	2017/10/23	300,000,000	2016/06/03
26575 [#]	Credit Suisse AG	ChiUnicom European Warrants Dec 2016 B	0.054	9.1900	2016/12/12	200,000,000	2016/06/03
28596	Credit Suisse AG	CNOOC European Put Warrants Jan 2017 A	0.150	9.1800	2017/01/03	70,000,000	2016/06/06
28595	Credit Suisse AG	Sinopec Corp European Warrants Nov 2016 A	0.160	6.33 per unit	2016/11/02	70,000,000	2016/06/06
28588	Credit Suisse AG	HKEX European Warrants Oct 2016 A	0.230	230.2000	2016/10/17	60,000,000	2016/06/06
28600	Credit Suisse AG	HS H-SHARE European Warrants Oct 2016 A	0.180	100.9800	2016/10/25	60,000,000	2016/06/06
28599	Credit Suisse AG	ICBC European Warrants Jul 2017 A	0.150	4.51 per unit	2017/07/11	70,000,000	2016/06/06
28584	Credit Suisse AG	Tencent Holdings European Wts Dec 2016 D	0.440	215.9800	2016/12/02	50,000,000	2016/06/06
28580	Credit Suisse AG	Tencent Holdings Euro Put Wts Apr 2017 B	0.250	172 per 100 units	2017/04/05	90,000,000	2016/06/06
28568	Goldman Sachs SP (Asia)	CC Bank European Wts Nov 2016 A	0.154	5.55 per unit	2016/11/23	100,000,000	2016/06/06
28574	Goldman Sachs SP (Asia)	CRRC European Warrants Jul 2017 A	0.150	8.1900	2017/07/04	100,000,000	2016/06/06
28566	Goldman Sachs SP (Asia)	HSI European Warrants Nov 2016 B	0.150	21,168 per 7,200 units	2016/11/29	200,000,000	2016/06/06
28567	Goldman Sachs Sp (Asia)	ICBC European Warrants Dec 2016 A	0.251	4.38 per unit	2016/12/30	80,000,000	2016/06/06
28569	Haitong Int'l Sec	Tencent European Warrants Sep 2017 A	0.250	193.88 per 100 units	2017/09/29	80,000,000	2016/06/06
28577	Macquarie Bank Ltd.	Tencent European Warrants Feb 2017 A	0.455	245.8800	2017/02/02	22,000,000	2016/06/06
28579	UBS AG	HSI European Put Warrants Oct 2016 B	0.150	19,800 per 8,000 units	2016/10/28	300,000,000	2016/06/06
28619	BNP Paribas Arbit Issu B.V.	BOCL European Wts Jan 2017 A	0.250	3 per unit	2017/01/03	80,000,000	2016/06/07
28616	BNP Paribas Arbit Issu B.V.	CC Bank Euro Wts Jan 2017 A	0.250	5 per unit	2017/01/03	60,000,000	2016/06/07
28603	BNP Paribas Arbit Issu B.V.	HSI European Wts Feb 2017 C	0.260	21,000 per 6,000 units	2017/02/27	100,000,000	2016/06/07
28610	BNP Paribas Arbit Issu B.V.	HSI Euro Put Wts Feb 2017 D	0.280	20,400 per 6,000 units	2017/02/27	100,000,000	2016/06/07
28614	BNP Paribas Arbit Issu B.V.	ICBC European Wts Jan 2017 A	0.250	4 per unit	2017/01/03	60,000,000	2016/06/07
28611	BNP Paribas Arbit Issu B.V.	Tencent Hldgs Eu Wt Jan 2017 A	0.590	200.0000	2017/01/03	30,000,000	2016/06/07
28642	Goldman Sachs SP (Asia)	CAM CSI300 European Wts Jan 2017 A	0.250	42.0000	2017/01/18	80,000,000	2016/06/07
28633	J P Morgan SP BV	AIA European Warrants Dec 2016 B	0.251	49.0000	2016/12/06	100,000,000	2016/06/07
28629	J P Morgan SP BV	CC Bank European Wts Nov 2016 B	0.154	5.55 per unit	2016/11/30	100,000,000	2016/06/07

Newly listed derivative warrants (continued)

Code	Issuer	Name of issue	Issue prices (HK\$)	Strike level/ Subscription price (HK\$) per 10 units	Subscription/ exercise period	Unit issued on initial listing	Listing date
28628	J P Morgan SP BV	CITIC Sec European Warrants Nov 2016 A	0.152	19.8000	2016/11/29	100,000,000	2016/06/07
28637	J P Morgan SP BV	CSOP A50 ETF European Warrants Nov 2016 A	0.150	13.50 per unit	2016/11/01	100,000,000	2016/06/07
28634	J P Morgan SP BV	A50 China European Warrants Dec 2016 C	0.283	11.50 per unit	2016/12/30	100,000,000	2016/06/07
28625	J P Morgan SP BV	HSI European Put Warrants Nov 2016 D	0.192	21,000 per 10,000 units	2016/11/29	300,000,000	2016/06/07
28602	Macquarie Bank Ltd.	Tencent European Warrants Jan 2017 C	0.278	260.8800	2017/01/04	36,000,000	2016/06/07
28620	UBS AG	CC Bank European Warrants Nov 2016 A	0.162	5.56 per unit	2016/11/23	70,000,000	2016/06/07
28621	UBS AG	CSOP A50 ETF European Warrants Dec 2016 B	0.250	14.38 per unit	2016/12/06	40,000,000	2016/06/07
28622	UBS AG	Haitong Sec European Warrants Jan 2017 A	0.152	15.0200	2017/01/26	70,000,000	2016/06/07
28623	UBS AG	Tencent Holdings European Warrants Oct 2016 C	0.311	216.0800	2016/10/04	50,000,000	2016/06/07
28703	BOCI Asia Ltd.	BOC HK European Warrants Apr 2017 A	0.250	25.2800	2017/04/25	100,000,000	2016/06/08
28704	BOCI Asia Ltd.	BOC HK European Warrants Jul 2017 A	0.250	27.0000	2017/07/17	100,000,000	2016/06/08
28705	BOCI Asia Ltd.	BOCL European Warrants Apr 2017 A	0.330	3 per unit	2017/04/25	100,000,000	2016/06/08
28707	BOCI Asia Ltd.	BOCL European Warrants Aug 2017 A	0.188	3.38 per unit	2017/08/02	100,000,000	2016/06/08
28737	BOCI Asia Ltd.	BOCL European Warrants Dec 2017 A	0.178	3.68 per unit	2017/12/04	100,000,000	2016/06/08
28740	BOCI Asia Ltd.	BOCL European Put Warrants Aug 2017 B	0.250	2.60 per unit	2017/08/07	100,000,000	2016/06/08
28743	BOCI Asia Ltd.	Lenovo European Warrants Dec 2016 B	0.250	5.88 per unit	2016/12/19	100,000,000	2016/06/08
28756	Credit Suisse AG	Ch Comm Cons European Warrants Sep 2017 A	0.150	10.8900	2017/09/28	70,000,000	2016/06/08
28754	Credit Suisse AG	Geely Auto European Warrants Nov 2016 A	0.400	4.89 per unit	2016/11/14	40,000,000	2016/06/08
28769	Credit Suisse AG	HTSC European Warrants Feb 2017 A	0.250	18.8000	2017/02/28	40,000,000	2016/06/08
28761	Credit Suisse AG	Lenovo European Warrants Dec 2016 C	0.400	5.08 per unit	2016/12/12	30,000,000	2016/06/08
28644	Goldman Sachs SP (Asia)	Sinopec Corp European Wts Oct 2016 A	0.150	6 per unit	2016/10/26	80,000,000	2016/06/08
28643	Goldman Sachs SP (Asia)	Galaxy Ent European Wts Dec 2016 B	0.250	30.8800	2016/12/30	60,000,000	2016/06/08
28645	Goldman Sachs SP (Asia)	Tracker Fund European Wts Dec 17 A	0.150	22.9000	2017/12/21	100,000,000	2016/06/08
28670	Haitong Int'l Sec	Ch LongYuan European Warrants Aug 2018 A	0.250	6.4800	2018/08/31	40,000,000	2016/06/08
28696	Haitong Int'l Sec	Minsheng Bank European Warrants Dec 16 A	0.303	8.88 per unit	2016/12/30	50,000,000	2016/06/08
28684	Haitong Int'l Sec	Huadian Power European Warrants Jul 17 A	0.727	5 per unit	2017/07/27	20,000,000	2016/06/08
28671	Haitong Int'l Sec	HN Renewables European Warrants Apr 17 A	0.489	3.28 per unit	2017/04/28	40,000,000	2016/06/08
28688	Haitong Int'l Sec	ICBC European Warrants Jul 2017 A	0.150	4.51 per unit	2017/07/27	80,000,000	2016/06/08
28770	J P Morgan SP BV	CSOP A50 ETF European Warrants Sep 2018 A	0.151	12.2000	2018/09/21	200,000,000	2016/06/08
28669	Macquarie Bank Ltd.	AIA European Warrants Nov 2016 A	0.219	48.8800	2016/11/02	46,000,000	2016/06/08
28646	Macquarie Bank Ltd.	CC Bank European Warrants Dec 2016 A	0.150	5.56 per unit	2016/12/02	67,000,000	2016/06/08
28752	Macquarie Bank Ltd.	ICBC European Warrants Sep 2017 A	0.250	4.63 per unit	2017/09/04	40,000,000	2016/06/08
28698	Macquarie Bank Ltd.	Li Ning European Warrants Nov 2017 A	1.000	3.68 per unit	2017/11/16	10,000,000	2016/06/08
28699	SG Issuer	CITIC Sec European Warrants Dec 2016 A	0.170	19.8000	2016/12/05	60,000,000	2016/06/08
28700	SG Issuer	Lenovo European Warrants Feb 2017 A	0.560	4.98 per unit	2017/02/03	18,000,000	2016/06/08
28778	BNP Paribas Arbit Issu B.V.	HSBC European Wts Dec 2016 A	0.160	55.0000	2016/12/02	70,000,000	2016/06/10
28835	Goldman Sachs SP (Asia)	CSOP A50 ETF Euro Wts Sep 2018 B	0.150	12.2000	2018/09/21	120,000,000	2016/06/10
28776	Goldman Sachs SP (Asia)	HSI European Warrants Mar 2017 A	0.150	21,968 per 8,000 units	2017/03/30	200,000,000	2016/06/10
28780	Haitong Int'l Sec	CITIC Sec European Warrants Nov 2016 A	0.154	19.8200	2016/11/28	65,000,000	2016/06/10
28786	Haitong Int'l Sec	CSOP A50 ETF European Warrants Oct 2016A	0.151	13.52 per unit	2016/10/31	80,000,000	2016/06/10
28795	Haitong Int'l Sec	A50 China European Warrants Mar 2017 A	0.319	11.68 per unit	2017/03/30	50,000,000	2016/06/10
28796	Haitong Int'l Sec	GCL-Poly European Warrants Jun 2017 A	0.269	1.48 per unit	2017/06/30	40,000,000	2016/06/10
28797	Haitong Int'l Sec	HTSC European Warrants Mar 2017 A	0.251	18.9800	2017/03/28	40,000,000	2016/06/10

Newly listed derivative warrants (continued)

Code	Issuer	Name of issue	Issue prices (HK\$)	Strike level/ Subscription price (HK\$) per 10 units	Subscription/ exercise period	Unit issued on initial listing	Listing date
28841	J P Morgan SP BV	BYD European Warrants Sep 2017 A	0.152	51.88 per 100 units	2017/09/18	200,000,000	2016/06/10
28845	J P Morgan SP BV	HSI European Warrants Mar 2017 A	0.155	22,000 per 8,000 units	2017/03/30	300,000,000	2016/06/10
28838	J P Morgan SP BV	Lenovo European Warrants Feb 2017 A	0.400	5.18 per unit	2017/02/01	60,000,000	2016/06/10
28839	J P Morgan SP BV	Weichai Power European Wts Aug 2017 A	0.250	10.5000	2017/08/15	60,000,000	2016/06/10
28801	UBS AG	HSI European Put Warrants Dec 2016 E	0.151	19,400 per 7,000 units	2016/12/29	300,000,000	2016/06/10
28813	UBS AG	Lenovo European Warrants Dec 2016 D	0.335	5.38 per unit	2016/12/19	30,000,000	2016/06/10
28800	UBS AG	Ping An European Warrants Nov 2016 B	0.206	36.9300	2016/11/28	100,000,000	2016/06/10
28867	Credit Suisse AG	AAC Acoustic European Warrants Dec 2016 A	0.830	79.8800	2016/12/14	15,000,000	2016/06/13
28868	Credit Suisse AG	China Re European Warrants Dec 2016 A	0.250	2.02 per unit	2016/12/30	40,000,000	2016/06/13
28869	J P Morgan SP BV	HSI European Put Warrants Sep 2016 H	0.152	20,400 per 8,000 units	2016/09/29	300,000,000	2016/06/13
10399	J P Morgan SP BV	N225 Index Euro Wts Dec 2016 C	0.150	17,500 per 600 units	2016/12/09	100,000,000	2016/06/13
10398	J P Morgan SP BV	N225 Idx Euro Put Wts Dec 2016 B	0.151	16,000 per 500 units	2016/12/09	100,000,000	2016/06/13
28865	Macquarie Bank Ltd.	BYD European Warrants Feb 2017 A	1.112	50.8800	2017/02/02	9,000,000	2016/06/13
28866	Macquarie Bank Ltd.	Ping An European Warrants Feb 2017 B	1.002	46.88 per unit	2017/02/02	10,000,000	2016/06/13
29013	BNP Paribas Arbit Issu B.V.	BYD European Wts Oct 2017 A	0.150	51.88 per 100 units	2017/10/03	70,000,000	2016/06/14
28908	BNP Paribas Arbit Issu B.V.	CSOP A50 ETF Eu Wts Nov 2017 A	0.190	9.5000	2017/11/02	80,000,000	2016/06/14
28904	BNP Paribas Arbit Issu B.V.	CSOP A50 ETF Eu Wts Oct 2018 B	0.150	12.2000	2018/10/03	80,000,000	2016/06/14
28912	BNP Paribas Arbit Issu B.V.	A50 China Euro Wts Nov 2016 B	0.160	11.98 per unit	2016/11/02	80,000,000	2016/06/14
28919	BNP Paribas Arbit Issu B.V.	HS H-SHARE Euro Wts Nov 2016 A	0.210	101.9000	2016/11/02	50,000,000	2016/06/14
29003	BNP Paribas Arbit Issu B.V.	Lenovo European Wts Jan 2017 A	0.310	5.28 per unit	2017/01/04	40,000,000	2016/06/14
29002	Goldman Sachs SP (Asia)	Kingsoft European Wts Nov 2016 A	0.150	18.2000	2016/11/07	80,000,000	2016/06/14
29021	Goldman Sachs SP (Asia)	Lenovo European Wts Dec 2016 D	0.200	5.69 per unit	2016/12/28	50,000,000	2016/06/14
28884	Haitong Int'l Sec	BYD European Warrants Sep 2017 A	0.150	51.928 per 100 units	2017/09/18	100,000,000	2016/06/14
28880	Haitong Int'l Sec	Gome European Warrants Nov 2017 A	0.250	1.08 per unit	2017/11/28	40,000,000	2016/06/14
28883	Haitong Int'l Sec	Lenovo European Warrants Jan 2017 A	0.298	5.28 per unit	2017/01/26	40,000,000	2016/06/14
28895	Haitong Int'l Sec	Li Ning European Warrants Nov 2017 A	0.750	3.88 per unit	2017/11/15	20,000,000	2016/06/14
28896	Haitong Int'l Sec	Weichai Power European Wts Aug 2017 A	0.250	10.6000	2017/08/15	50,000,000	2016/06/14
29024	J P Morgan SP BV	Tencent European Warrants Sep 2017 A	0.170	193.98 per 100 units	2017/09/29	200,000,000	2016/06/14
29025	J P Morgan SP BV	Tencent European Put Warrants Mar 2017 B	0.185	171.90 per 100 units	2017/03/31	200,000,000	2016/06/14
29023	J P Morgan SP BV	Wharf European Warrants Feb 2017 A	0.252	53.8800	2017/02/01	60,000,000	2016/06/14
28972	UBS AG	HS H-SHARE European Warrants Dec 2016 A	0.457	92.8800	2016/12/29	50,000,000	2016/06/14
28999	UBS AG	HSI European Put Warrants Oct 2016 C	0.181	21,400 per 9,000 units	2016/10/28	300,000,000	2016/06/14
28968	UBS AG	Lenovo European Put Warrants Dec 2016 E	0.439	3.88 per unit	2016/12/19	30,000,000	2016/06/14
28954	UBS AG	Tencent Holdings European Put Warrants Mar 2017 A	0.181	171.90 per 100 units	2017/03/28	200,000,000	2016/06/14
29042	BOCI Asia Ltd.	China Life European Warrants Dec 2016 D	0.160	18.0000	2016/12/09	200,000,000	2016/06/15
29038	BOCI Asia Ltd.	A50 China European Warrants Jan 2017 A	0.294	11.50 per unit	2017/01/03	100,000,000	2016/06/15
29033	BOCI Asia Ltd.	HKEX European Warrants Mar 2017 A	0.150	220 per 100 units	2017/03/10	200,000,000	2016/06/15
29030	BOCI Asia Ltd.	HKEX European Warrants Jun 2017 A	0.174	208 per 100 units	2017/06/02	200,000,000	2016/06/15
29034	BOCI Asia Ltd.	HKEX European Put Warrants Jan 2017 A	0.150	177.88 per 100 units	2017/01/03	100,000,000	2016/06/15
29037	BOCI Asia Ltd.	ICBC European Warrants Jul 2017 A	0.213	4.50 per unit	2017/07/14	100,000,000	2016/06/15
29026	BNP Paribas Arbit Issu B.V.	BOCHK European Wts May 2017 A	0.230	26.0000	2017/05/04	50,000,000	2016/06/15
29029	BNP Paribas Arbit Issu B.V.	Ping An European Wt Feb 2017 B	0.220	38.9000	2017/02/02	60,000,000	2016/06/15
29223	Credit Suisse AG	Tencent Holdings European Wts Nov 2016 C	0.750	200.9800	2016/11/02	50,000,000	2016/06/15

Newly listed derivative warrants (continued)

Code	Issuer	Name of issue	Issue prices (HK\$)	Strike level/ Subscription price (HK\$) per 10 units	Subscription/ exercise period	Unit issued on initial listing	Listing date
29113	Goldman Sachs SP (Asia)	China Railway Euro Wts Nov 2017 A	0.150	7.5000	2017/11/27	70,000,000	2016/06/15
29141	Goldman Sachs SP (Asia)	HSI European Warrants Jun 2017 A	0.150	22,968 per 6,000 units	2017/06/29	200,000,000	2016/06/15
29217	Goldman Sachs SP (Asia)	HSI European Put Wts Oct 2016 F	0.150	21,428 per 9,000 units	2016/10/28	200,000,000	2016/06/15
29246	J P Morgan SP BV	HSI European Put Warrants Feb 2017 A	0.161	19,200 per 6,000 units	2017/02/27	300,000,000	2016/06/15
29257	J P Morgan SP BV	Tencent European Warrants Dec 2016 G	0.519	208.8800	2016/12/30	100,000,000	2016/06/15
29243	J P Morgan SP BV	Tencent European Warrants Jul 2017 A	0.254	188.88 per 100 units	2017/07/31	200,000,000	2016/06/15
29048	Macquarie Bank Ltd.	Lenovo European Warrants Feb 2017 A	0.500	5.28 per unit	2017/02/02	20,000,000	2016/06/15
29043	Macquarie Bank Ltd.	Tencent European Put Wts Jan 2017 D	0.589	140.8800	2017/01/04	17,000,000	2016/06/15
29215	SG Issuer	AIA European Put Warrants Dec 2016 B	0.255	43.5000	2016/12/05	100,000,000	2016/06/15
29151	SG Issuer	CMB European Warrants Jan 2017 A	0.890	18.50 per unit	2017/01/05	12,000,000	2016/06/15
29216	SG Issuer	CMob European Put Warrants Nov 2016 D	0.295	80.8800	2016/11/03	80,000,000	2016/06/15
29199	SG Issuer	Geely Auto European Warrants Feb 2017 A	0.560	5.18 per unit	2017/02/03	18,000,000	2016/06/15
29200	SG Issuer	HKEX European Put Warrants Dec 2016 E	0.165	190 per 100 units	2016/12/05	200,000,000	2016/06/15
29201	SG Issuer	Tencent European Warrants Jan 2017 E	0.290	238.8800	2017/01/05	35,000,000	2016/06/15
29098	UBS AG	HSI European Warrants Mar 2017 A	0.151	22,000 per 8,000 units	2017/03/30	300,000,000	2016/06/15
29050	UBS AG	HSI European Put Warrants Sep 2016 L	0.150	20,800 per 8,000 units	2016/09/29	300,000,000	2016/06/15
29271	Goldman Sachs SP (Asia)	CITIC Sec European Wts Sep 2016 A	0.150	18.8800	2016/09/30	100,000,000	2016/06/16
29283	Goldman Sachs SP (Asia)	Minsheng Bank Euro Wts Dec 2016 A	0.337	8.38 per unit	2016/12/21	30,000,000	2016/06/16
29263	Goldman Sachs SP (Asia)	Chi Res Land Euro Wts Feb 2017 A	0.150	22.8800	2017/02/23	80,000,000	2016/06/16
29330	Goldman Sachs SP (Asia)	HSI European Put Wts Nov 2016 C	0.150	21,028 per 10,000 units	2016/11/29	200,000,000	2016/06/16
29284	Goldman Sachs Sp (Asia)	ICBC European Warrants Jan 2017 A	0.150	4.79 per unit	2017/01/27	80,000,000	2016/06/16
29338	Macquarie Bank Ltd.	China Mobile European Wts Jun 2017 A	0.278	116.8800	2017/06/02	40,000,000	2016/06/16
29342	Macquarie Bank Ltd.	CNOOC European Warrants Jan 2017 A	0.676	12.18 per unit	2017/01/04	15,000,000	2016/06/16
29332	Macquarie Bank Ltd.	Sinopharm European Warrants Apr 2017 A	0.715	52.8800	2017/04/18	14,000,000	2016/06/16
29287	Macquarie Bank Ltd.	SHK Ppt European Warrants Apr 2017 A	0.437	109.8800	2017/04/05	23,000,000	2016/06/16
29313	SG Issuer	HSI European Warrants Mar 2017 A	0.150	22,000 per 8,000 units	2017/03/30	150,000,000	2016/06/16
29322	SG Issuer	HSI European Warrants Jun 2017 B	0.150	23,000 per 6,000 units	2017/06/29	150,000,000	2016/06/16
25399*	Credit Suisse AG	ChiUnicom European Warrants Dec 2017 A	0.085	9.8800	2017/12/29	120,000,000	2016/06/16
29464	Credit Suisse AG	Ping An European Put Warrants Jan 2017 A	0.250	32.0800	2017/01/03	40,000,000	2016/06/17
29494	Bank of East Asia	Lenovo European Warrants Jan 2017 A	0.250	5.992 per unit	2017/01/09	40,000,000	2016/06/17
29424	HK Bank	Tencent European Warrants Sep 2017 A	0.180	193.98 per 100 units	2017/09/28	100,000,000	2016/06/17
29398	HK Bank	Tencent European Put Warrants Mar 2017 A	0.160	171.90 per 100 units	2017/03/28	100,000,000	2016/06/17
29463	Haitong Int'l Sec	China Power European Warrants Jun 2017 A	0.402	4.18 per unit	2017/06/30	25,000,000	2016/06/17
29436	Haitong Int'l Sec	China State Con European Warrants Dec17A	0.250	11.6800	2017/12/28	40,000,000	2016/06/17
29432	Haitong Int'l Sec	ND Paper European Warrants Aug 2017 A	0.159	6.8800	2017/08/01	68,000,000	2016/06/17
29499	J P Morgan SP BV	HSI European Warrants May 2017 A	0.255	23,000 per 6,300 units	2017/05/29	300,000,000	2016/06/17
29458	SG Issuer	China Oilfield European Warrants Dec 2017 A	0.250	6.8800	2017/12/05	100,000,000	2016/06/17
29528	BOCI Asia Ltd.	Agricultural Bk European Wts May 2017 A	0.160	3.08 per unit	2017/05/29	100,000,000	2016/06/20
29531	BOCI Asia Ltd.	AIA European Warrants Dec 2016 A	0.250	50.0000	2016/12/28	100,000,000	2016/06/20
29514	BOCI Asia Ltd.	CNOOC European Warrants May 2018 A	0.160	10.8800	2018/05/28	100,000,000	2016/06/20
29536	Credit Suisse AG	ChiUnicom European Warrants Nov 2017 A	0.150	8.9900	2017/11/28	150,000,000	2016/06/20
29605	Macquarie Bank Ltd.	GCL-Poly Energy European Wts Aug 2017 A	0.250	1.38 per unit	2017/08/02	40,000,000	2016/06/20
29550	Macquarie Bank Ltd.	MTRC European Warrants Jun 2017 A	0.250	43.3800	2017/06/02	40,000,000	2016/06/20

Newly listed derivative warrants (continued)

Code	Issuer	Name of issue	Issue prices (HK\$)	Strike level/ Subscription price (HK\$) per 10 units	Subscription/ exercise period	Unit issued on initial listing	Listing date
29583	Macquarie Bank Ltd.	Techtronic Ind European Wts Sep 2017 A	0.556	48.8800	2017/09/18	18,000,000	2016/06/20
29663	UBS AG	China Life European Warrants Sep 2016 B	0.152	17.1000	2016/09/27	100,000,000	2016/06/20
10401	BNP Paribas Arbit Issu B.V.	AUD/USD European Wts Mar 2017 A	0.250	0.76 per 1 units	2017/03/24	50,000,000	2016/06/21
10402	BNP Paribas Arbit Issu B.V.	AUD/USD Euro Put Wts Mar 2017 B	0.250	0.70 per 1 units	2017/03/24	50,000,000	2016/06/21
10400	BNP Paribas Arbit Issu B.V.	USD/YEN Euro Wts Mar 2017 A	0.250	110 per 1 units	2017/03/24	50,000,000	2016/06/21
29769	Credit Suisse AG	China Life European Warrants Oct 2016 B	0.150	17.1000	2016/10/04	80,000,000	2016/06/21
29811	Credit Suisse AG	China Life European Warrants Aug 2017 A	0.150	19.3000	2017/08/02	100,000,000	2016/06/21
29734	Goldman Sachs SP (Asia)	HSBC European Warrants Dec 2016 A	0.264	52.3800	2016/12/22	100,000,000	2016/06/21
29735	Goldman Sachs SP (Asia)	HSBC European Put Wts Dec 2016 B	0.319	45.8000	2016/12/30	80,000,000	2016/06/21
29737	Goldman Sachs SP (Asia)	Ping An Euro Put Wts Jan 2017 B	0.250	32.0000	2017/01/27	60,000,000	2016/06/21
29738	Goldman Sachs SP (Asia)	Stanchart European Wts Jan 2017 A	0.364	66.8800	2017/01/27	40,000,000	2016/06/21
29845	J P Morgan SP BV	BOCL European Put Wts Feb 2017 B	0.156	2.79 per unit	2017/02/03	100,000,000	2016/06/21
29957	J P Morgan SP BV	HKEX European Put Wts Oct 2017 A	0.250	168.88 per 100 units	2017/10/03	200,000,000	2016/06/21
29740	Macquarie Bank Ltd.	Tencent European Warrants Jan 2017 E	0.872	200.8800	2017/01/04	11,500,000	2016/06/21
29741	SG Issuer	Li & Fung European Warrants Jan 2017 A	0.335	4.08 per unit	2017/01/05	30,000,000	2016/06/21
29713	UBS AG	Sinopec Corp European Warrants Nov 2016 A	0.170	6.39 per unit	2016/11/28	60,000,000	2016/06/21
11009	BOCI Asia Ltd.	Galaxy Ent European Warrants Jan 2017 A	0.250	25.8800	2017/01/16	100,000,000	2016/06/22
11016	BOCI Asia Ltd.	HSBC European Put Warrants Dec 2016 A	0.280	43.4800	2016/12/28	100,000,000	2016/06/22
11013	BOCI Asia Ltd.	Sands China European Warrants Jan 2017 A	0.250	28.3800	2017/01/10	100,000,000	2016/06/22
11003	BOCI Asia Ltd.	Tencent Holdings European Wts Jun 2017 B	0.250	168.88 per 100 units	2017/06/30	200,000,000	2016/06/22
11007	BOCI Asia Ltd.	Tencent Holdings European Wts Jul 2017 A	0.178	188.88 per 100 units	2017/07/31	200,000,000	2016/06/22
11021	BNP Paribas Arbit Issu B.V.	HKEX Euro Put Wts Jun 2017 C	0.250	178 per 100 units	2017/06/02	60,000,000	2016/06/22
11032	Credit Suisse AG	CITIC Sec European Warrants Dec 2016 B	0.170	18.9000	2016/12/05	60,000,000	2016/06/22
11030	Credit Suisse AG	GCL-Poly Energy European Wts Dec 2016 A	0.150	1.24 per unit	2016/12/30	70,000,000	2016/06/22
11033	Credit Suisse AG	Galaxy Ent European Warrants Jan 2017 A	0.250	26.8800	2017/01/05	60,000,000	2016/06/22
11031	Credit Suisse AG	GF Sec European Warrants Jan 2017 A	0.250	19.2800	2017/01/27	40,000,000	2016/06/22
11035	Credit Suisse AG	Haitong Sec European Warrants May 2017 A	0.250	13.0800	2017/05/16	40,000,000	2016/06/22
11034	Credit Suisse AG	Sands China European Warrants Jan 2017 A	0.250	30.2800	2017/01/05	60,000,000	2016/06/22
11017	Goldman Sachs SP (Asia)	China Life Euro Wts Jul 2017 A	0.150	19.3000	2017/07/26	100,000,000	2016/06/22
11037	J P Morgan SP BV	HKEX European Warrants Mar 2017 A	0.150	201.88 per 100 units	2017/03/01	200,000,000	2016/06/22
11038	J P Morgan SP BV	Link REIT European Warrants Mar 2017 A	0.250	58.8800	2017/03/02	100,000,000	2016/06/22
11023	Macquarie Bank Ltd.	China Tel European Warrants May 2017 A	0.250	4.33 per unit	2017/05/04	40,000,000	2016/06/22
11001	Macquarie Bank Ltd.	Travelsky Tech European Wts May17A	0.334	19.9800	2017/05/15	30,000,000	2016/06/22
11025	SG Issuer	CKH European Warrants Jan 2017 B	0.470	95.0000	2017/01/05	30,000,000	2016/06/22
11024	SG Issuer	Minsheng Bk Eu Wt Jan 2017 A	0.560	7.98 per unit	2017/01/05	18,000,000	2016/06/22
10403	SG Issuer	Nikkei 225 European Warrants Mar 2017 D	0.250	16,000 per 460 units	2017/03/10	150,000,000	2016/06/22
11027	SG Issuer	Tencent European Warrants Aug 2017 A	0.170	188.88 per 100 units	2017/08/03	500,000,000	2016/06/22
11036	UBS AG	Fosun Intl European Warrants Feb 2017 A	0.151	11.4000	2017/02/21	70,000,000	2016/06/22
11055	Credit Suisse AG	HKEX European Warrants Dec 2016 D	0.170	173.98 per 100 units	2016/12/05	150,000,000	2016/06/23
11052	Credit Suisse AG	HSBC European Wts Apr 2017 A	0.150	54.9300	2017/04/06	100,000,000	2016/06/23
11049	Goldman Sachs SP (Asia)	BOCL European Warrants May 2017 A	0.152	3.29 per unit	2017/05/29	80,000,000	2016/06/23
11039	Goldman Sachs SP (Asia)	CM Bank European Wts Jun 2017 A	0.150	16.0000	2017/06/30	70,000,000	2016/06/23
11041	Goldman Sachs SP (Asia)	China Shenhua Euro Wts Sep 2017 A	0.150	15.8800	2017/09/27	100,000,000	2016/06/23

Newly listed derivative warrants (continued)

Code	Issuer	Name of issue	Issue prices (HK\$)	Strike level/ Subscription price (HK\$) per 10 units	Subscription/ exercise period	Unit issued on initial listing	Listing date
11043	Goldman Sachs SP (Asia)	Geely Auto European Wts Feb 2017 A	0.384	4.88 per unit	2017/02/28	30,000,000	2016/06/23
11046	Goldman Sachs SP (Asia)	HKEX European Warrants Apr 2017 A	0.250	188 per 100 units	2017/04/24	100,000,000	2016/06/23
11084	Goldman Sachs SP (Asia)	Lenovo European Wts Dec 2016 E	0.334	5.08 per unit	2016/12/05	80,000,000	2016/06/23
11087	J P Morgan SP BV	China Life European Warrants Jul 2017 A	0.152	19.3000	2017/07/31	100,000,000	2016/06/23
11096	J P Morgan SP BV	Chi Res Land European Warrants Jul 2017 A	0.252	20.8800	2017/07/03	60,000,000	2016/06/23
11093	J P Morgan SP BV	Geely Auto European Warrants Dec 2016 A	0.440	4.88 per unit	2016/12/30	80,000,000	2016/06/23
11094	J P Morgan SP BV	Galaxy Ent European Warrants Jan 2017 A	0.250	25.2500	2017/01/03	100,000,000	2016/06/23
11086	J P Morgan SP BV	HSBC European Warrants Nov 2016 C	0.373	43.9000	2016/11/02	100,000,000	2016/06/23
11097	J P Morgan SP BV	HSCEI European Wts Mar 2017 A	0.151	9,000 per 4,000 units	2017/03/30	200,000,000	2016/06/23
11099	J P Morgan SP BV	HSCEI European Put Warrants Jun 2017 B	0.251	7,800 per 4,000 units	2017/06/29	200,000,000	2016/06/23
11089	J P Morgan SP BV	Li & Fung European Warrants Mar 2017 A	0.346	4.10 per unit	2017/03/31	60,000,000	2016/06/23
11050	Macquarie Bank Ltd.	China Life European Wts Jan 2017 B	0.477	22.58 per unit	2017/01/04	21,000,000	2016/06/23
11051	Macquarie Bank Ltd.	Digital China European Wts Dec 2018 A	0.250	6.8800	2018/12/18	40,000,000	2016/06/23
11074	Macquarie Bank Ltd.	PWR Assets European Wts May 2017 A	0.251	90.0000	2017/05/04	40,000,000	2016/06/23
11065	SG Issuer	China Life European Warrants Nov 2016 C	0.150	16.6600	2016/11/03	150,000,000	2016/06/23
11066	SG Issuer	China Life European Warrants Mar 2017 A	0.170	16.9800	2017/03/03	150,000,000	2016/06/23
11047	SG Issuer	HKEX European Warrants Nov 2016 B	0.150	178.48 per 100 units	2016/11/03	200,000,000	2016/06/23
11072	SG Issuer	HSBC European Warrants Jan 2017 A	0.250	48.8800	2017/01/05	100,000,000	2016/06/23
11048	SG Issuer	Tencent European Warrants Oct 2017 A	0.165	193.88 per 100 units	2017/10/06	500,000,000	2016/06/23
11085	UBS AG	HSBC European Put Warrants Dec 2016 A	0.197	38.8300	2016/12/21	100,000,000	2016/06/23
11078	UBS AG	Stanchart European Warrants Dec 2016 B	1.059	50.8800	2016/12/22	50,000,000	2016/06/23
11103	Credit Suisse AG	CC Bank European Put Warrants Jan 2017 A	0.150	4.07 per unit	2017/01/03	70,000,000	2016/06/24
11113	Goldman Sachs SP (Asia)	CAM CSI300 European Wts Dec 2016 A	0.250	39.8000	2016/12/29	80,000,000	2016/06/24
11107	Macquarie Bank Ltd.	China East Air European Wts Mar 2017 A	0.501	5.38 per unit	2017/03/02	20,000,000	2016/06/24
11109	Macquarie Bank Ltd.	Guotai Junani European Warrants Mar17A	0.371	3.88 per unit	2017/03/02	27,000,000	2016/06/24
11110	Macquarie Bank Ltd.	Hang Seng Bank European Wts Mar 2017 A	0.295	168.8800	2017/03/02	34,000,000	2016/06/24
11105	SG Issuer	Link REIT European Warrants Mar 2017 A	0.290	55.6800	2017/03/03	35,000,000	2016/06/24
11106	SG Issuer	PetroChina European Warrants Jan 2017 A	0.250	6.28 per unit	2017/01/05	60,000,000	2016/06/24
18649 [#]	Credit Suisse AG	CNOOC European Put Warrants Oct 2016 B	0.073	9.2800	2016/10/31	138,000,000	2016/06/24
11118	Credit Suisse AG	CKI Holdings European Warrants Dec 2016 A	0.250	84.3800	2016/12/30	40,000,000	2016/06/27
11127	Credit Suisse AG	China Mobile European Warrants Dec 2016 D	0.290	92.9300	2016/12/05	60,000,000	2016/06/27
11116	Credit Suisse AG	Tencent Holdings European Wts Jul 2017 A	0.160	188.98 per 100 units	2017/07/31	100,000,000	2016/06/27
11117	Credit Suisse AG	Zijin Mining European Warrants Nov 2016 B	0.200	2.79 per unit	2016/11/30	50,000,000	2016/06/27
11134	Macquarie Bank Ltd.	Avichina European Warrants May 2018 A	0.250	6.8800	2018/05/02	40,000,000	2016/06/27
11124	Macquarie Bank Ltd.	CKH European Warrants Feb 2017 A	0.418	108.8800	2017/02/02	24,000,000	2016/06/27
11130	Macquarie Bank Ltd.	CM Bank European Warrants Aug 2018 A	0.250	18.8800	2018/08/02	40,000,000	2016/06/27
11121	Macquarie Bank Ltd.	China Mobile Euro Put Wts Feb 2017 A	0.350	72.3300	2017/02/02	30,000,000	2016/06/27
11135	Credit Suisse AG	HKEX European Warrants Dec 2016 E	0.600	218.9800	2016/12/05	60,000,000	2016/06/28
11137	J P Morgan SP BV	Tencent European Warrants Dec 2016 H	0.315	215.8800	2016/12/01	80,000,000	2016/06/28
11138	UBS AG	Sands China European Warrants Oct 2016 C	0.150	28.9300	2016/10/26	70,000,000	2016/06/28
11151	J P Morgan SP BV	HKEX European Warrants Dec 2016 D	0.349	238.8800	2016/12/01	100,000,000	2016/06/29
11148	J P Morgan SP BV	HSBC European Warrants Feb 2017 A	0.151	60.0000	2017/02/02	100,000,000	2016/06/29
11152	J P Morgan SP BV	Tencent European Put Warrants Feb 2017 C	0.155	174.98 per 100 units	2017/02/28	200,000,000	2016/06/29

Newly listed derivative warrants (continued)

Code	Issuer	Name of issue	Issue prices (HK\$)	Strike level/ Subscription price (HK\$) per 10 units	Subscription/ exercise period	Unit issued on initial listing	Listing date
11139	SG Issuer	HSI European Warrants Mar 2017 B	0.250	21,000 per 6,500 units	2017/03/30	150,000,000	2016/06/29
11144	SG Issuer	HSI European Warrants May 2017 A	0.250	21,500 per 6,000 units	2017/05/29	150,000,000	2016/06/29
11145	SG Issuer	HSI European Put Warrants Jan 2017 B	0.250	20,500 per 7,000 units	2017/01/26	150,000,000	2016/06/29
11147	SG Issuer	HSI European Put Warrants Jan 2017 C	0.250	22,000 per 10,500 units	2017/01/26	150,000,000	2016/06/29
11172	Credit Suisse AG	Anta Sports European Warrants Feb 2017 A	0.250	16.3800	2017/02/28	40,000,000	2016/06/30
11171	Credit Suisse AG	BOC HK European Warrants Mar 2017 A	0.180	25.9300	2017/03/20	60,000,000	2016/06/30
11174	Credit Suisse AG	Li & Fung European Warrants Jan 2017 A	0.250	4.12 per unit	2017/01/05	40,000,000	2016/06/30
11156	Goldman Sachs SP (Asia)	Tencent European Wt Dec 2016 F	0.258	218.8800	2016/12/01	50,000,000	2016/06/30
11157	Goldman Sachs SP (Asia)	Tencent European Wt Jul 2017 A	0.166	188.88 per 100 units	2017/07/27	200,000,000	2016/06/30
11154	Goldman Sachs SP (Asia)	Tencent European Wt Sep 2017 A	0.165	193.88 per 100 units	2017/09/28	200,000,000	2016/06/30
11178	J P Morgan SP BV	CSOP A50 ETF European Warrants Jan 2017 A	0.287	12 per unit	2017/01/03	100,000,000	2016/06/30
11177	J P Morgan SP BV	HSBC European Put Warrants Nov 2016 D	0.171	45.0000	2016/11/02	100,000,000	2016/06/30
11176	J P Morgan SP BV	HSI European Warrants Jan 2017 A	0.251	21,600 per 6,000 units	2017/01/26	300,000,000	2016/06/30
11166	Macquarie Bank Ltd.	Anta Sports European Wts May 2017 A	0.286	16.8800	2017/05/10	35,000,000	2016/06/30
11169	Macquarie Bank Ltd.	Ping An European Put Warrants Mar 17 B	0.250	31.0000	2017/03/02	40,000,000	2016/06/30
11159	Macquarie Bank Ltd.	Tencent European Warrants Jan 2017 F	2.128	170.8800	2017/01/04	10,000,000	2016/06/30
11165	Macquarie Bank Ltd.	Tencent European Put Wts Jan 2017 G	1.449	170.8800	2017/01/04	10,000,000	2016/06/30
11170	SG Issuer	HSBC European Warrants Feb 2017 A	0.150	60.0000	2017/02/03	100,000,000	2016/06/30
11191	Goldman Sachs SP (Asia)	CC Bank European Wts Dec 2016 A	0.150	5.39 per unit	2016/12/23	80,000,000	2016/07/04
11190	Goldman Sachs SP (Asia)	HSBC European Warrants Dec 2016 C	0.222	48.9000	2016/12/28	80,000,000	2016/07/04
11206	J P Morgan SP BV	CKI Holdings European Warrants Oct 2016 A	0.217	75.1000	2016/10/21	60,000,000	2016/07/04
11207	J P Morgan SP BV	China Life European Warrants Feb 2017 A	0.202	17.0000	2017/02/28	100,000,000	2016/07/04
11202	J P Morgan SP BV	Sinopec Corp European Warrants Jan 2017 A	0.254	5.88 per unit	2017/01/03	100,000,000	2016/07/04
11213	J P Morgan SP BV	HSBC European Warrants Oct 2016 C	0.256	48.3000	2016/10/07	100,000,000	2016/07/04
11194	J P Morgan SP BV	HSBC European Warrants Jan 2017 A	0.254	52.5000	2017/01/03	100,000,000	2016/07/04
11208	J P Morgan SP BV	HS H-SHARE European Warrants Jan 2017 A	0.269	95.0000	2017/01/03	100,000,000	2016/07/04
11205	J P Morgan SP BV	PetroChina European Warrants Jan 2017 A	0.252	5.80 per unit	2017/01/03	100,000,000	2016/07/04
11200	J P Morgan SP BV	Stanchart European Warrants Jan 2017 A	0.415	63.8800	2017/01/03	60,000,000	2016/07/04
11179	Macquarie Bank Ltd.	BOCL European Warrants Jan 2017 A	0.176	3.32 per unit	2017/01/04	57,000,000	2016/07/04
11187	SG Issuer	AIA European Warrants Jan 2017 A	0.270	46.8800	2017/01/05	100,000,000	2016/07/04
11189	SG Issuer	CKI Holdings European Warrants Feb 2017 A	0.600	69.8800	2017/02/03	18,000,000	2016/07/04
11181	SG Issuer	HSBC European Warrants Jan 2017 B	0.280	53.8800	2017/01/05	100,000,000	2016/07/04
11180	SG Issuer	HSBC European Warrants Feb 2017 B	0.415	50.8800	2017/02/03	100,000,000	2016/07/04
11186	SG Issuer	Stanchart European Warrants Aug 2018 A	0.250	55 per 100 units	2018/08/03	150,000,000	2016/07/04
11183	UBS AG	HSI European Warrants Dec 2016 F	0.220	20,600 per 6,500 units	2016/12/29	300,000,000	2016/07/04
11184	UBS AG	HSI European Warrants Jan 2017 A	0.251	20,000 per 9,000 units	2017/01/26	300,000,000	2016/07/04
11185	UBS AG	HSI European Warrants Mar 2017 B	0.251	21,600 per 8,300 units	2017/03/30	300,000,000	2016/07/04
11209	UBS AG	HSI European Put Warrants Dec 2016 G	0.159	19,000 per 7,000 units	2016/12/29	300,000,000	2016/07/04
11222	BNP Paribas Arbit Issu B.V.	CKH European Wts Feb 2017 A	0.330	96.0000	2017/02/02	40,000,000	2016/07/05
11219	BNP Paribas Arbit Issu B.V.	HSBC European Wts Feb 2017 A	0.330	47.8000	2017/02/02	50,000,000	2016/07/05
11221	BNP Paribas Arbit Issu B.V.	HSBC Euro Put Wts Feb 2017 B	0.300	41.8000	2017/02/02	50,000,000	2016/07/05
11243	Credit Suisse AG	AIA European Warrants Nov 2016 C	0.200	47.7300	2016/11/30	70,000,000	2016/07/05
11245	Credit Suisse AG	CKH Holdings European Warrants Jan 2017 A	0.250	96.3800	2017/01/05	40,000,000	2016/07/05

Newly listed derivative warrants (continued)

Code	Issuer	Name of issue	Issue prices (HK\$)	Strike level/ Subscription price (HK\$) per 10 units	Subscription/ exercise period	Unit issued on initial listing	Listing date
11246	Credit Suisse AG	CKI Holdings European Warrants Jan 2017 A	0.500	70.1800	2017/01/05	30,000,000	2016/07/05
11233	Credit Suisse AG	HSBC European Wts Dec 2016 B	0.170	52.4300	2016/12/30	100,000,000	2016/07/05
11238	Credit Suisse AG	HSBC European Wts Jan 2017 A	0.250	49.1800	2017/01/05	100,000,000	2016/07/05
11215	Goldman Sachs SP (Asia)	China Life Euro Wts Oct 2016 C	0.150	16.6800	2016/10/28	80,000,000	2016/07/05
11223	Goldman Sachs SP (Asia)	HSI European Put Wts Dec 2016 D	0.150	19,028 per 7,000 units	2016/12/29	200,000,000	2016/07/05
11224	HK Bank	HSI European Warrants Dec 2016 D	0.160	20,700 per 6,500 units	2016/12/29	180,000,000	2016/07/05
11226	HK Bank	HSI European Put Warrants Oct 2016 E	0.160	19,900 per 7,000 units	2016/10/28	180,000,000	2016/07/05
11227	HK Bank	Tencent European Warrants Jul 2017 A	0.150	188.98 per 100 units	2017/07/31	100,000,000	2016/07/05
11263	J P Morgan SP BV	Cathay Pacific European Warrants Dec 17 A	0.254	13.5000	2017/12/29	60,000,000	2016/07/05
11261	J P Morgan SP BV	HSI European Put Warrants Jan 2017 B	0.251	20,000 per 8,000 units	2017/01/26	300,000,000	2016/07/05
11262	J P Morgan SP BV	PWR Assets European Warrants Jan 2017 A	0.256	76.8800	2017/01/04	60,000,000	2016/07/05
11248	Macquarie Bank Ltd.	CKH European Warrants Feb 2017 B	0.742	88.8800	2017/02/02	13,500,000	2016/07/05
11217	Macquarie Bank Ltd.	China Mobile Euro Put Wts May 2017 A	0.251	65.3300	2017/05/04	40,000,000	2016/07/05
11214	Macquarie Bank Ltd.	Chi Res Power European Wts Apr 2017 A	1.756	15.08 per unit	2017/04/10	6,000,000	2016/07/05
11216	Macquarie Bank Ltd.	HSBC European Warrants Jan 2017 A	0.250	53.8800	2017/01/04	40,000,000	2016/07/05
11231	Macquarie Bank Ltd.	HSBC European Put Warrants Jan 2017 B	0.250	39.8800	2017/01/04	40,000,000	2016/07/05
11247	Macquarie Bank Ltd.	Ping An European Warrants Jan 2017 D	0.250	35.0000	2017/01/04	40,000,000	2016/07/05
11250	Macquarie Bank Ltd.	Tencent European Warrants Feb 2017 B	0.718	215.8800	2017/02/02	14,000,000	2016/07/05
11255	SG Issuer	CKH European Put Warrants Jan 2017 C	0.420	76.8800	2017/01/05	30,000,000	2016/07/05
11256	SG Issuer	HSBC European Put Warrants Jan 2017 C	0.150	38.8800	2017/01/05	100,000,000	2016/07/05
11257	SG Issuer	Ping An European Warrants Jan 2017 C	0.250	35.0000	2017/01/05	120,000,000	2016/07/05
11260	UBS AG	CKH European Warrants Jan 2017 A	0.574	86.8800	2017/01/10	30,000,000	2016/07/05
11264	BOCI Asia Ltd.	CKH European Warrants Jan 2017 A	0.524	90.0000	2017/01/16	100,000,000	2016/07/06
11269	BOCI Asia Ltd.	CNOOC European Put Warrants Nov 2017 A	0.150	8.5000	2017/11/30	100,000,000	2016/07/06
11267	BOCI Asia Ltd.	HSBC European Warrants Jan 2017 A	0.250	49.2800	2017/01/10	200,000,000	2016/07/06
11294	Goldman Sachs SP (Asia)	CKH European Wts Jun 2017 A	0.150	79.469 per 75.7 units	2017/06/26	100,000,000	2016/07/06
11272	Goldman Sachs SP (Asia)	China Shenhua Euro Wts Mar 2017 A	0.250	14.1800	2017/03/30	40,000,000	2016/07/06
11271	Goldman Sachs SP (Asia)	Fosun Intl European Wts Aug 2017 A	0.250	9.7500	2017/08/30	40,000,000	2016/07/06
11289	Goldman Sachs SP (Asia)	Galaxy Ent European Wts Jan 2017 A	0.250	24.3800	2017/01/27	80,000,000	2016/07/06
11291	Goldman Sachs SP (Asia)	HS Bank European Warrants Feb 17 A	0.491	147.8800	2017/02/28	50,000,000	2016/07/06
11275	HK Bank	CC Bank European Warrants Jan 2017 A	0.260	5.18 per unit	2017/01/05	80,000,000	2016/07/06
11274	HK Bank	China Mobile European Warrants Jan 2017 B	0.500	88.0000	2017/01/05	50,000,000	2016/07/06
11276	HK Bank	HSCEI European Warrants Mar 2017 A	0.150	9,030 per 4,000 units	2017/03/30	180,000,000	2016/07/06
11273	HK Bank	Ping An European Warrants Jan 2017 A	0.150	38.9300	2017/01/27	80,000,000	2016/07/06
11287	J P Morgan SP BV	CKI Holdings European Warrants Mar 2017 A	0.384	68.8800	2017/03/02	60,000,000	2016/07/06
11279	Macquarie Bank Ltd.	Brilliance Chi Euro Wts Dec 2017 A	0.250	8.8800	2017/12/04	40,000,000	2016/07/06
11281	Macquarie Bank Ltd.	Luk Fook Hold European Wts May 2017 A	0.250	23.8800	2017/05/04	40,000,000	2016/07/06
11284	SG Issuer	HSBC European Warrants Jan 2017 D	0.325	45.9800	2017/01/05	100,000,000	2016/07/06
11285	SG Issuer	Stanchart European Warrants Jan 2017 C	0.610	58.8800	2017/01/05	20,000,000	2016/07/06
11286	SG Issuer	Tencent European Warrants Jan 2017 F	0.520	199.8800	2017/01/05	30,000,000	2016/07/06
11277	UBS AG	CKI Holdings European Warrants Jan 2017 A	0.460	72.8800	2017/01/10	40,000,000	2016/07/06
11278	UBS AG	HSI European Put Warrants Jan 2017 B	0.251	18,600 per 6,700 units	2017/01/26	300,000,000	2016/07/06
10406	BNP Paribas Arbit Issu B.V.	EUR/USD Euro Wts Mar 2017 A	0.250	1.18 per 1 units	2017/03/24	50,000,000	2016/07/07

Newly listed derivative warrants (continued)

Code	Issuer	Name of issue	Issue prices (HK\$)	Strike level/ Subscription price (HK\$) per 10 units	Subscription/ exercise period	Unit issued on initial listing	Listing date
10407	BNP Paribas Arbit Issu B.V.	EUR/USD Euro Put Wt Mar 2017 B	0.250	1.05 per 1 units	2017/03/24	50,000,000	2016/07/07
10404	BNP Paribas Arbit Issu B.V.	GBP/USD European Wts Mar 2017A	0.250	1.46 per 1 units	2017/03/24	50,000,000	2016/07/07
10405	BNP Paribas Arbit Issu B.V.	GBP/USD European Put Wt Mar17B	0.250	1.18 per 1 units	2017/03/24	50,000,000	2016/07/07
11311	BNP Paribas Arbit Issu B.V.	Sands China Euro Wt Feb 2017 A	0.250	28.0000	2017/02/02	40,000,000	2016/07/07
10408	BNP Paribas Arbit Issu B.V.	USD/YEN Eur Put Wts Mar 2017 B	0.250	95 per 1 units	2017/03/24	50,000,000	2016/07/07
11325	Goldman Sachs SP (Asia)	Ch Comm Cons Euro Wts Jul 2017 A	0.169	8.6900	2017/07/27	60,000,000	2016/07/07
11323	J P Morgan SP BV	Haitong Sec European Warrants Feb 2017 A	0.150	15.0000	2017/02/01	100,000,000	2016/07/07
11296	Macquarie Bank Ltd.	China Coal European Wts Apr 2017 A	0.474	5.30 per unit	2017/04/05	22,000,000	2016/07/07
11319	Macquarie Bank Ltd.	CKP European Warrants May 2017 A	0.363	56.8800	2017/05/04	30,000,000	2016/07/07
11318	Macquarie Bank Ltd.	China Mobile European Wts Feb 2017 B	0.289	99.9900	2017/02/02	35,000,000	2016/07/07
11317	Macquarie Bank Ltd.	Melco Int'l Dev Euro Wts Mar 2017 A	0.770	10.88 per unit	2017/03/17	13,000,000	2016/07/07
11316	Macquarie Bank Ltd.	PetroChina European Wts Feb 2017 A	0.358	6.28 per unit	2017/02/02	28,000,000	2016/07/07
11295	Macquarie Bank Ltd.	Swire Pacific A European Wts Apr17A	0.638	100.0800	2017/04/05	16,000,000	2016/07/07
11314	Macquarie Bank Ltd.	Tencent European Put Wts Feb 2017 C	1.000	155.8800	2017/02/02	10,000,000	2016/07/07
11301	UBS AG	CC Bank European Put Warrants Dec 2016 B	0.159	4.07 per unit	2016/12/22	70,000,000	2016/07/07
11300	UBS AG	Link REIT European Warrants Jan 2017 A	0.254	60.8800	2017/01/10	40,000,000	2016/07/07
11346	Goldman Sachs SP (Asia)	Link REIT European Wts Feb 2017 A	0.250	60.8000	2017/02/02	40,000,000	2016/07/08
11329	HK Bank	China Life European Warrants Feb 2017 A	0.150	17.0000	2017/02/27	80,000,000	2016/07/08
11334	HK Bank	Galaxy Ent European Warrants Jan 2017 A	0.250	24.8800	2017/01/27	50,000,000	2016/07/08
11335	HK Bank	HSI European Warrants Nov 2016 B	0.150	21,298 per 7,200 units	2016/11/29	180,000,000	2016/07/08
11327	HK Bank	Stanchart European Warrants Jan 2017 A	0.600	62.8800	2017/01/27	40,000,000	2016/07/08
11345	J P Morgan SP BV	HSI European Put Warrants Feb 2017 B	0.252	20,200 per 8,500 units	2017/02/27	300,000,000	2016/07/08
11338	SG Issuer	Ping An European Warrants Feb 2017 A	0.165	38.8800	2017/02/03	120,000,000	2016/07/08
11340	UBS AG	AIA European Put Warrants Jan 2017 A	0.274	42.8800	2017/01/09	50,000,000	2016/07/08
11343	UBS AG	Minsheng Bank European Warrants Nov 2016 A	0.502	8.49 per unit	2016/11/25	60,000,000	2016/07/08
11344	UBS AG	Tencent Holdings European Warrants Jan 2017 B	0.265	228.0000	2017/01/09	50,000,000	2016/07/08
11349	BNP Paribas Arbit Issu B.V.	CC Bank Euro Wts Aug 2017 B	0.310	5.95 per unit	2017/08/02	50,000,000	2016/07/11
11350	BNP Paribas Arbit Issu B.V.	ICBC European Wts Aug 2017 B	0.280	4.95 per unit	2017/08/02	50,000,000	2016/07/11
11364	Credit Suisse AG	Tencent Holdings European Wts Sep 2017 A	0.170	193.98 per 100 units	2017/09/29	100,000,000	2016/07/11
11375	Goldman Sachs SP (Asia)	China Life Euro Wts Feb 2017 A	0.150	17.0000	2017/02/23	100,000,000	2016/07/11
11348	Goldman Sachs SP (Asia)	PICC European Warrants Jan 2017 A	0.167	12.7700	2017/01/23	60,000,000	2016/07/11
11371	Goldman Sachs SP (Asia)	Tencent European Put Wt Mar 2017 A	0.150	172 per 100 units	2017/03/28	100,000,000	2016/07/11
11367	J P Morgan SP BV	ICBC European Put Wts Feb 2017 A	0.252	3.80 per unit	2017/02/02	100,000,000	2016/07/11
11355	Macquarie Bank Ltd.	China Life European Wts Feb 2017 A	1.251	18.88 per unit	2017/02/02	8,000,000	2016/07/11
11352	Macquarie Bank Ltd.	China Mobile European Wts May 2017 B	0.526	98.6800	2017/05/05	20,000,000	2016/07/11
11359	Macquarie Bank Ltd.	PICC P&C European Warrants Apr 2017 A	0.686	16.66 per unit	2017/04/05	15,000,000	2016/07/11
11358	Macquarie Bank Ltd.	Ping An European Warrants Mar 2017 C	1.127	43.88 per unit	2017/03/02	10,000,000	2016/07/11
11357	Macquarie Bank Ltd.	Tencent European Warrants Feb 2017 D	0.250	270.8800	2017/02/02	40,000,000	2016/07/11
11360	UBS AG	China Overseas European Warrants Nov 2016 A	0.183	28.9300	2016/11/07	70,000,000	2016/07/11
11362	UBS AG	SPDR Gold Trust European Warrants Jan 2017 A	0.288	1,188 per 100 units	2017/01/10	50,000,000	2016/07/11
11384	BNP Paribas Arbit Issu B.V.	HSI European Wts Nov 2016 A	0.150	21,200 per 7,200 units	2016/11/29	100,000,000	2016/07/12
11383	BNP Paribas Arbit Issu B.V.	HSI European Wts Dec 2016 D	0.200	20,700 per 6,500 units	2016/12/29	100,000,000	2016/07/12
11388	BNP Paribas Arbit Issu B.V.	HSI European Wts Jan 2017 A	0.190	21,600 per 6,000 units	2017/01/26	100,000,000	2016/07/12

Newly listed derivative warrants (continued)

Code	Issuer	Name of issue	Issue prices (HK\$)	Strike level/ Subscription price (HK\$) per 10 units	Subscription/ exercise period	Unit issued on initial listing	Listing date
11389	BNP Paribas Arbit Issu B.V.	HSI Euro Put Wts Jan 2017 B	0.210	20,500 per 7,000 units	2017/01/26	100,000,000	2016/07/12
11390	BNP Paribas Arbit Issu B.V.	HSI Euro Put Wts Jan 2017 C	0.160	20,000 per 8,000 units	2017/01/26	100,000,000	2016/07/12
11378	Credit Suisse AG	Kingsoft European Warrants Jan 2017 A	0.250	14.4800	2017/01/11	40,000,000	2016/07/12
11381	Credit Suisse AG	Ping An European Warrants Feb 2017 A	0.150	38.9300	2017/02/02	80,000,000	2016/07/12
11397	J P Morgan SP BV	Kingsoft European Warrants Dec 2016 A	0.150	15.6000	2016/12/29	70,000,000	2016/07/12
11395	Macquarie Bank Ltd.	Bank of EA European Wts Jun 2017 A	0.250	35.8800	2017/06/02	40,000,000	2016/07/12
11396	Macquarie Bank Ltd.	China Cinda European Wts Aug 2017 A	0.250	3.88 per unit	2017/08/02	40,000,000	2016/07/12
11393	Macquarie Bank Ltd.	Geely Auto European Wts Feb 2017 A	0.500	5.88 per unit	2017/02/02	20,000,000	2016/07/12
11376	Macquarie Bank Ltd.	HN Renewables European Wts Jun 2017 A	0.435	3.58 per unit	2017/06/16	23,000,000	2016/07/12
11380	SG Issuer	Kingsoft European Warrants Mar 2017 A	0.200	16.9800	2017/03/03	50,000,000	2016/07/12
11405	BNP Paribas Arbit Issu B.V.	China Life Euro Wts Sep 2017 A	0.250	17.0000	2017/09/04	60,000,000	2016/07/13
11416	Goldman Sachs SP (Asia)	HSI European Warrants Jan 2017 A	0.150	21,568 per 6,000 units	2017/01/26	200,000,000	2016/07/13
11417	Goldman Sachs SP (Asia)	HSI European Put Wts Jan 2017 B	0.150	20,000 per 8,000 units	2017/01/26	200,000,000	2016/07/13
11414	J P Morgan SP BV	GAC European Warrants Aug 2017 A	0.177	10.8800	2017/08/24	100,000,000	2016/07/13
11415	J P Morgan SP BV	SMIC European Wts Dec 2018 A	0.252	0.75 per unit	2018/12/31	100,000,000	2016/07/13
11398	Macquarie Bank Ltd.	AIA European Warrants Feb 2017 A	0.390	46.8800	2017/02/02	26,000,000	2016/07/13
11399	Macquarie Bank Ltd.	CC Bank European Warrants Jan 2017 B	0.506	5 per unit	2017/01/04	20,000,000	2016/07/13
11404	Macquarie Bank Ltd.	Kingsoft European Warrants Feb 2017 B	0.295	11.8800	2017/02/02	34,000,000	2016/07/13
11406	SG Issuer	BYD European Warrants Feb 2017 A	0.500	59.8800	2017/02/03	20,000,000	2016/07/13
11411	SG Issuer	CP&CC European Warrants Feb 2017 A	0.350	5.88 per unit	2017/02/03	60,000,000	2016/07/13
11409	SG Issuer	GAC European Warrants Mar 2018 A	0.250	10.0000	2018/03/05	80,000,000	2016/07/13
11410	SG Issuer	KECL European Warrants Feb 2017 A	0.590	6.88 per unit	2017/02/03	17,000,000	2016/07/13
11412	SG Issuer	SHK P European Warrants Feb 2017 A	0.335	108.8800	2017/02/03	30,000,000	2016/07/13
11436	BOCI Asia Ltd.	China Life European Warrants Mar 2017 A	0.165	16.9800	2017/03/03	200,000,000	2016/07/14
11441	BOCI Asia Ltd.	Galaxy Ent European Put Warrants Mar 2017 A	0.277	21.0000	2017/03/10	100,000,000	2016/07/14
11433	BOCI Asia Ltd.	Tencent Holdings European Wts Sep 2017 A	0.179	193.88 per 100 units	2017/09/29	200,000,000	2016/07/14
11435	BOCI Asia Ltd.	Tencent Holdings European Put Wts Mar 2017 A	0.171	172 per 100 units	2017/03/31	100,000,000	2016/07/14
11451	BNP Paribas Arbit Issu B.V.	BOCL European Wts Jun 2017 A	0.270	3.28 per unit	2017/06/02	50,000,000	2016/07/14
11463	Credit Suisse AG	Link REIT European Warrants Jan 2017 A	0.250	58.3800	2017/01/13	40,000,000	2016/07/14
11460	Credit Suisse	SPDR Gold Trust European Warrants Jan 2017 A	0.500	1,138 per 100 units	2017/01/13	20,000,000	2016/07/14
11459	Credit Suisse AG	Zijin Mining European Warrants Jan 2017 A	0.250	3.38 per unit	2017/01/13	40,000,000	2016/07/14
11471	Bank of East Asia	Kingsoft European Warrants Mar 2017 A	0.250	13.8880	2017/03/21	40,000,000	2016/07/14
11469	Bank of East Asia	PICC European Warrants Mar 2017 A	0.150	12.3000	2017/03/10	70,000,000	2016/07/14
11450	HK Bank	Sinopec Corp European Warrants Jan 2017 A	0.300	6.08 per unit	2017/01/27	60,000,000	2016/07/14
11443	HK Bank	China Shenhua European Warrants Jul 2017 A	0.250	16.0000	2017/07/31	80,000,000	2016/07/14
11445	HK Bank	PICC European Warrants Jan 2017 A	0.150	12.7700	2017/01/26	80,000,000	2016/07/14
11449	HK Bank	Zijin Mining European Warrants Jan 2017 A	0.350	3.18 per unit	2017/01/27	50,000,000	2016/07/14
11432	Haitong Int'l Sec	China Life European Warrants Sep 2017 A	0.250	17.5000	2017/09/29	100,000,000	2016/07/14
11429	Haitong Int'l Sec	CNOOC European Warrants Mar 2017 A	0.450	12 per unit	2017/03/31	50,000,000	2016/07/14
11419	Haitong Int'l Sec	Sinopec Corp European Wts Mar 2017 A	0.337	6.50 per unit	2017/03/31	50,000,000	2016/07/14
11420	Haitong Int'l Sec	HKEX European Warrants Dec 2017 A	0.251	188 per 100 units	2017/12/29	80,000,000	2016/07/14
11418	Haitong Int'l Sec	HSBC European Warrants Mar 2017 A	0.250	52.5000	2017/03/31	50,000,000	2016/07/14
11431	Haitong Int'l Sec	PetroChina European Warrants Mar 2017 A	0.288	6.50 per unit	2017/03/31	50,000,000	2016/07/14

Newly listed derivative warrants (continued)

Code	Issuer	Name of issue	Issue prices (HK\$)	Strike level/ Subscription price (HK\$) per 10 units	Subscription/ exercise period	Unit issued on initial listing	Listing date
11430	Haitong Int'l Sec	Ping An European Warrants Jan 2017 A	0.150	38.3280	2017/01/18	100,000,000	2016/07/14
11424	Haitong Int'l Sec	Tencent European Warrants May 2017 A	0.150	180 per 100 units	2017/05/26	80,000,000	2016/07/14
11427	Haitong Int'l Sec	Tencent European Warrants Jul 2017 A	0.150	188.98 per 100 units	2017/07/25	100,000,000	2016/07/14
11477	J P Morgan SP BV	CC Bank Euro Put Wts Jan 2017 B	0.254	4.60 per unit	2017/01/27	100,000,000	2016/07/14
11476	J P Morgan SP BV	HSI European Put Warrants Jan 2017 C	0.151	18,600 per 6,700 units	2017/01/26	300,000,000	2016/07/14
11452	Macquarie Bank Ltd.	BYD European Warrants Mar 2017 A	0.770	58.8800	2017/03/02	13,000,000	2016/07/14
11454	Macquarie Bank Ltd.	Dongfeng Motor European Wts Jan 2018 A	0.250	8.8800	2018/01/03	40,000,000	2016/07/14
11457	Macquarie Bank Ltd.	GAC European Wts Sep 2017 A	0.200	10.8800	2017/09/04	50,000,000	2016/07/14
11458	Macquarie Bank Ltd.	Link REIT European Warrants Mar 2017 A	0.250	60.6800	2017/03/20	40,000,000	2016/07/14
11464	SG Issuer	CRCC European Warrants Oct 2017 A	0.225	9.2800	2017/10/06	80,000,000	2016/07/14
11468	SG Issuer	Zijin Mining European Warrants Feb 2017 A	0.385	3.28 per unit	2017/02/03	26,000,000	2016/07/14
11474	UBS AG	Tencent Holdings European Warrants Dec 2016 E	0.934	201.0800	2016/12/23	50,000,000	2016/07/14
11483	Goldman Sachs SP (Asia)	Zijin Mining European Wts Jan17A	0.334	3.48 per unit	2017/01/16	30,000,000	2016/07/15
11485	J P Morgan SP BV	Yanzhou Coal European Warrants Dec 2017 A	0.174	5.9900	2017/12/22	100,000,000	2016/07/15
11484	Macquarie Bank Ltd.	CITIC Sec European Warrants Mar 2017 A	0.250	20.8800	2017/03/02	40,000,000	2016/07/15
11482	Macquarie Bank Ltd.	CKH European Warrants Mar 2017 A	0.477	98.8800	2017/03/02	21,000,000	2016/07/15
11486	UBS AG	Galaxy Ent European Put Warrants Jan 2017 A	0.250	20.3800	2017/01/16	60,000,000	2016/07/15
27394#	J P Morgan SP BV	HSI European Put Warrants Oct 2016 E	0.065	19,800 per 8,000 units	2016/10/28	300,000,000	2016/07/15
10409	BNP Paribas Arbit Issu B.V.	Gold European Wts Mar 2017 A	0.250	1,600 per 3,500 units	2017/03/24	50,000,000	2016/07/18
10410	BNP Paribas Arbit Issu B.V.	Gold European Put Wts Mar 17 B	0.250	1,250 per 3,500 units	2017/03/24	50,000,000	2016/07/18
11499	BNP Paribas Arbit Issu B.V.	HSBC European Wts Dec 2017 A	0.280	52.0000	2017/12/04	50,000,000	2016/07/18
11488	Goldman Sachs SP (Asia)	AIA European Warrants Dec 2016 A	0.150	50.8800	2016/12/23	70,000,000	2016/07/18
11490	Goldman Sachs SP (Asia)	Kingsoft European Wts Nov 2016 B	0.167	13.8800	2016/11/28	60,000,000	2016/07/18
11500	Macquarie Bank Ltd.	Sands China European Wts Nov 2016 B	0.233	26.8800	2016/11/02	43,000,000	2016/07/18
11502	Macquarie Bank Ltd.	Sands China European Put Wts Mar 2017 A	0.250	21.1800	2017/03/02	40,000,000	2016/07/18
11491	Macquarie Bank Ltd.	Tencent European Warrants Feb 2017 E	1.607	185.8800	2017/02/02	10,000,000	2016/07/18
11494	SG Issuer	HS H-SHARE European Warrants Feb 2017 A	0.600	91.8800	2017/02/03	50,000,000	2016/07/18
11496	SG Issuer	Ping An European Put Warrants Jan 2017 D	0.220	32.0800	2017/01/05	120,000,000	2016/07/18
11497	SG Issuer	Weichai Power European Warrants Nov 2017 A	0.250	8.4800	2017/11/03	80,000,000	2016/07/18
11506	UBS AG	Sands China European Put Warrants Nov 2016 A	0.150	23.8300	2016/11/25	70,000,000	2016/07/18
11504	UBS AG	Zijin Mining European Warrants Jan 2017 A	0.274	3.88 per unit	2017/01/17	40,000,000	2016/07/18
11525	Credit Suisse AG	HSBC European Put Warrants Jan 2017 B	0.230	43.4300	2017/01/04	50,000,000	2016/07/19
11543	Goldman Sachs SP (Asia)	CHALCO European Wts Jan 2017 A	0.334	3.18 per unit	2017/01/26	30,000,000	2016/07/19
11540	Goldman Sachs SP (Asia)	Ch Overseas European Wts Dec 2016 A	0.200	28.9200	2016/12/30	50,000,000	2016/07/19
11512	Goldman Sachs SP (Asia)	China Tel European Wts Feb 2017 A	0.250	3.99 per unit	2017/02/02	60,000,000	2016/07/19
11538	Goldman Sachs SP (Asia)	A50 China European Wts Feb 2017 A	0.250	12.28 per unit	2017/02/28	50,000,000	2016/07/19
11507	Goldman Sachs SP (Asia)	HSBC European Put Wts Dec 2016 D	0.150	39.8800	2016/12/23	70,000,000	2016/07/19
11536	Goldman Sachs SP (Asia)	NCI European Warrants Jun 2017 A	0.278	31.8800	2017/06/29	40,000,000	2016/07/19
11547	J P Morgan SP BV	HSI European Warrants Apr 2017 A	0.251	22,600 per 6,800 units	2017/04/27	300,000,000	2016/07/19
11517	Macquarie Bank Ltd.	Fosun Intl European Warrants Dec 2017A	0.250	11.9800	2017/12/04	40,000,000	2016/07/19
11516	Macquarie Bank Ltd.	Li & Fung European Warrants May 2017 A	0.250	5.38 per unit	2017/05/04	40,000,000	2016/07/19
11513	Macquarie Bank Ltd.	PICC Group European Wts Mar 2017 A	0.400	3.28 per unit	2017/03/02	25,000,000	2016/07/19
11515	Macquarie Bank Ltd.	Ping An European Warrants May 2017 A	0.250	39.8800	2017/05/04	40,000,000	2016/07/19

Newly listed derivative warrants (continued)

Code	Issuer	Name of issue	Issue prices (HK\$)	Strike level/ Subscription price (HK\$) per 10 units	Subscription/ exercise period	Unit issued on initial listing	Listing date
11518	SG Issuer	CCoal European Warrants Feb 2017 A	0.530	4.98 per unit	2017/02/03	20,000,000	2016/07/19
11519	SG Issuer	HSI European Warrants Jan 2017 D	0.170	21,600 per 6,000 units	2017/01/26	150,000,000	2016/07/19
11520	SG Issuer	Kingsoft European Warrants Jan 2017 B	0.170	14.5000	2017/01/05	60,000,000	2016/07/19
11521	SG Issuer	NewWorld Dev Eu Wt Mar 2017 A	0.500	8.88 per unit	2017/03/03	20,000,000	2016/07/19
11523	SG Issuer	Yanzhou Coal Eu Wt Jan 2018 A	0.150	5.9800	2018/01/04	120,000,000	2016/07/19
11530	UBS AG	Link REIT European Put Warrants Jan 2017 B	0.250	45.8800	2017/01/18	40,000,000	2016/07/19
11533	UBS AG	Tencent Holdings European Put Warrants Dec 2016 F	0.501	150.7800	2016/12/02	20,000,000	2016/07/19
11535	UBS AG	Tencent Holdings European Put Warrants Jan 2017 C	0.250	186.88 per 100 units	2017/01/18	200,000,000	2016/07/19
26944#	J P Morgan SP BV	Tencent European Put Warrants Dec 2016 F	0.040	160.88 per 100 units	2016/12/02	250,000,000	2016/07/19
11583	Goldman Sachs SP (Asia)	AIA European Warrants Nov 2016 B	0.150	53.8800	2016/11/28	80,000,000	2016/07/20
11550	Goldman Sachs SP (Asia)	CC Bank Euro Put Wts Jan 2017 B	0.253	4.58 per unit	2017/01/27	80,000,000	2016/07/20
11551	Goldman Sachs SP (Asia)	HSI European Put Wts Feb 2017 A	0.150	19,228 per 6,000 units	2017/02/27	200,000,000	2016/07/20
11549	Goldman Sachs SP (Asia)	SHK Ppt European Put Wt Mar 2017 A	0.379	89.8800	2017/03/30	40,000,000	2016/07/20
11559	HK Bank	CRRC European Warrants Sep 2017 A	0.150	8.2100	2017/09/25	80,000,000	2016/07/20
11561	HK Bank	China Tel European Warrants Jan 2017 A	0.250	4 per unit	2017/01/27	50,000,000	2016/07/20
11570	HK Bank	HSI European Warrants Jan 2017 B	0.250	21,688 per 6,500 units	2017/01/26	100,000,000	2016/07/20
11568	HK Bank	HSI European Put Warrants Nov 2016 C	0.150	20,988 per 10,000 units	2016/11/29	180,000,000	2016/07/20
11562	HK Bank	HSI European Put Warrants Jan 2017 A	0.170	20,398 per 7,000 units	2017/01/26	180,000,000	2016/07/20
11558	HK Bank	Tencent European Warrants Oct 2016 A	0.400	201.0800	2016/10/31	40,000,000	2016/07/20
11580	J P Morgan SP BV	Anhui Conch European Warrants Apr 2017 A	0.251	23.5000	2017/04/28	80,000,000	2016/07/20
11579	J P Morgan SP BV	Galaxy Ent European Put Wts Feb 2017 A	0.250	22.5000	2017/02/01	100,000,000	2016/07/20
11582	J P Morgan SP BV	HSI European Put Warrants Jan 2017 D	0.176	22,000 per 10,500 units	2017/01/26	300,000,000	2016/07/20
11578	J P Morgan SP BV	Ping An European Warrants Jan 2017 A	0.151	38.3000	2017/01/16	100,000,000	2016/07/20
11553	Macquarie Bank Ltd.	China COSCO European Wts May 2017 A	0.500	3.88 per unit	2017/05/04	20,000,000	2016/07/20
11555	Macquarie Bank Ltd.	CKI Holdings European Warrants Mar17 A	0.461	69.6900	2017/03/02	22,000,000	2016/07/20
11556	Macquarie Bank Ltd.	PetroChina European Put Warrants Feb17B	0.371	4.68 per unit	2017/02/02	27,000,000	2016/07/20
11576	UBS AG	ICBC European Put Warrants Jan 2017 A	0.253	3.80 per unit	2017/01/19	70,000,000	2016/07/20
11577	UBS AG	PetroChina European Warrants Dec 2016 A	0.252	6.39 per unit	2016/12/21	50,000,000	2016/07/20
11594	BNP Paribas Arbit Issu B.V.	HSBC European Wts Apr 2017 A	0.250	53.8000	2017/04/05	50,000,000	2016/07/21
11587	BNP Paribas Arbit Issu B.V.	HSI Euro Put Wts Nov 2016 B	0.150	21,100 per 10,000 units	2016/11/29	100,000,000	2016/07/21
11589	BNP Paribas Arbit Issu B.V.	Lenovo European Wts Jun 2017 A	0.440	5.68 per unit	2017/06/02	40,000,000	2016/07/21
11593	BNP Paribas Arbit Issu B.V.	Stanchart Euro Wts Feb 2017 A	0.410	70.0000	2017/02/02	40,000,000	2016/07/21
11592	Credit Suisse AG	China Shenhua European Wts Jun 2017 A	0.250	16.6800	2017/06/09	50,000,000	2016/07/21
11591	Credit Suisse AG	Greatwall Motor European Wts Feb 2017 A	0.150	8.6900	2017/02/27	70,000,000	2016/07/21
11601	J P Morgan SP BV	Sinopec Corp Eu Put Wt Jan 2017 B	0.295	5.25 per unit	2017/01/27	100,000,000	2016/07/21
11600	J P Morgan SP BV	Fosun Intl European Warrants Feb 2017 A	0.150	11.4000	2017/02/21	70,000,000	2016/07/21
11599	J P Morgan SP BV	SPDR Gold Trust European Wts Dec 2016 A	0.354	1,088 per 100 units	2016/12/07	30,000,000	2016/07/21
11586	Macquarie Bank Ltd.	China EB Ltd Euro Warrants Jul 2017 A	0.250	18.8800	2017/07/04	40,000,000	2016/07/21
11596	Macquarie Bank Ltd.	Ch Southern Air Euro Wts Jun 2019 A	0.250	5.9800	2019/06/04	40,000,000	2016/07/21
11585	SG Issuer	KECL European Warrants Jul 2018 A	0.160	5.6800	2018/07/05	100,000,000	2016/07/21
11605	BOCI Asia Ltd.	HSBC European Warrants Jan 2017 B	0.160	53.8800	2017/01/03	200,000,000	2016/07/22
11607	BOCI Asia Ltd.	HSI European Warrants Mar 2017 A	0.160	22,100 per 8,000 units	2017/03/30	100,000,000	2016/07/22
11608	BOCI Asia Ltd.	HSI European Put Warrants Jan 2017 A	0.150	20,500 per 7,000 units	2017/01/26	100,000,000	2016/07/22

Newly listed derivative warrants (continued)

Code	Issuer	Name of issue	Issue prices (HK\$)	Strike level/ Subscription price (HK\$) per 10 units	Subscription/ exercise period	Unit issued on initial listing	Listing date
11619	Credit Suisse AG	AIA European Put Warrants Dec 2016 B	0.150	43.4500	2016/12/01	70,000,000	2016/07/22
11621	Credit Suisse AG	CC Bank European Warrants Feb 2017 A	0.250	6.08 per unit	2017/02/06	50,000,000	2016/07/22
11610	Credit Suisse AG	Tencent Holdings European Wts Jan 2017 A	0.320	230.9800	2017/01/04	50,000,000	2016/07/22
11611	Credit Suisse AG	Tencent Holdings Euro Put Wts Apr 2017 C	0.250	184.88 per 100 units	2017/04/05	90,000,000	2016/07/22
11602	Goldman Sachs SP (Asia)	HSI European Warrants Dec 2016 E	0.150	21,968 per 7,500 units	2016/12/29	200,000,000	2016/07/22
11638	Goldman Sachs SP (Asia)	HSI European Put Wts Jan 2017 C	0.159	22,028 per 10,500 units	2017/01/26	200,000,000	2016/07/22
11647	Goldman Sachs SP (Asia)	Stanchart European Wts Dec 2016 A	0.368	73.9000	2016/12/28	40,000,000	2016/07/22
11640	J P Morgan SP BV	China Mob European Wts Jan 2017 B	0.294	101.8800	2017/01/27	100,000,000	2016/07/22
11643	J P Morgan SP BV	China Mob European Put Wts Jun 2018 A	0.150	88.88 per 100 units	2018/06/29	200,000,000	2016/07/22
11644	J P Morgan SP BV	China Shenhua European Wts May 2017 A	0.252	17.0000	2017/05/19	80,000,000	2016/07/22
11645	J P Morgan SP BV	HSI European Put Warrants Mar 2017 B	0.250	20,600 per 7,200 units	2017/03/30	300,000,000	2016/07/22
11622	SG Issuer	Tencent European Put Warrants Jan 2017 G	0.860	170.8800	2017/01/05	30,000,000	2016/07/22
11636	UBS AG	BYD European Warrants Jan 2017 A	0.638	63.8800	2017/01/23	20,000,000	2016/07/22
11629	UBS AG	CC Bank European Warrants Jan 2017 A	0.263	6.08 per unit	2017/01/23	70,000,000	2016/07/22
11628	UBS AG	HSCEI European Put Warrants Dec 2016 E	0.156	9,000 per 4,000 units	2016/12/29	100,000,000	2016/07/22
11623	UBS AG	HSI European Warrants Jan 2017 C	0.250	23,000 per 6,000 units	2017/01/26	300,000,000	2016/07/22
11625	UBS AG	HSI European Put Warrants Jan 2017 D	0.194	22,000 per 10,500 units	2017/01/26	300,000,000	2016/07/22
11633	UBS AG	Tencent Holdings European Warrants Dec 2016 G	0.217	239.0800	2016/12/28	50,000,000	2016/07/22
11652	Credit Suisse AG	Geely Auto European Warrants Jan 2017 A	0.330	5.98 per unit	2017/01/24	40,000,000	2016/07/25
11653	Credit Suisse AG	Sino Biopharm European Wts Jan 2017 A	0.880	6.28 per unit	2017/01/24	20,000,000	2016/07/25
11656	Goldman Sachs SP (Asia)	China Life Euro Wts Dec 2016 C	0.150	19.2000	2016/12/28	80,000,000	2016/07/25
11664	Goldman Sachs SP (Asia)	China Mobile Euro Wts Dec 2016 A	0.168	104.8800	2016/12/20	60,000,000	2016/07/25
11662	Goldman Sachs SP (Asia)	Tencent European Wt Dec 2016 G	0.415	208.8800	2016/12/21	60,000,000	2016/07/25
11657	J P Morgan SP BV	Henderson Land Dev European Wt Jan 2017 A	0.255	51.2000	2017/01/27	60,000,000	2016/07/25
11658	J P Morgan SP BV	HSCEI European Put Warrants Dec 2016 D	0.169	9,000 per 4,000 units	2016/12/29	200,000,000	2016/07/25
11648	Macquarie Bank Ltd.	BYD European Warrants Feb 2017 B	0.667	70.8800	2017/02/02	15,000,000	2016/07/25
11649	Macquarie Bank Ltd.	Sinopec Corp European Wts Mar 2017 B	0.359	6.68 per unit	2017/03/02	30,000,000	2016/07/25
11650	Macquarie Bank Ltd.	Henderson Land Dev Euro Wts Feb 2017 A	0.252	51.3300	2017/02/02	40,000,000	2016/07/25
11654	SG Issuer	China Life European Warrants Jan 2017 A	0.150	19.1800	2017/01/05	150,000,000	2016/07/25
11655	SG Issuer	Tencent European Put Warrants Apr 2017 B	0.150	172 per 100 units	2017/04/06	300,000,000	2016/07/25
11661	UBS AG	AIA European Warrants Nov 2016 B	0.151	55.3300	2016/11/28	100,000,000	2016/07/25
11659	UBS AG	CKH European Put Warrants Jan 2017 B	0.502	80.8800	2017/01/24	20,000,000	2016/07/25
11660	UBS AG	HSI European Warrants Oct 2016 D	0.152	22,100 per 6,000 units	2016/10/28	300,000,000	2016/07/25
11689	BOCI Asia Ltd.	Ping An European Warrants Jan 2017 B	0.229	38.8800	2017/01/27	200,000,000	2016/07/26
11688	BOCI Asia Ltd.	Tencent Holdings European Wts Dec 2016 F	0.448	215.8800	2016/12/09	200,000,000	2016/07/26
11687	BOCI Asia Ltd.	Tencent Holdings European Wts Sep 2017 B	0.250	200 per 100 units	2017/09/29	200,000,000	2016/07/26
11711	BNP Paribas Arbit Issu B.V.	CKP European Wts Mar 2017 A	0.420	57.5000	2017/03/02	40,000,000	2016/07/26
11707	BNP Paribas Arbit Issu B.V.	HS H-SHARE Euro Wts Feb 2017 A	0.360	100.0000	2017/02/02	40,000,000	2016/07/26
11709	BNP Paribas Arbit Issu B.V.	SHK Ppt Euro Wts Apr 2017 A	0.460	120.0000	2017/04/05	40,000,000	2016/07/26
11665	Credit Suisse AG	China Life European Warrants Dec 2016 A	0.150	19.2000	2016/12/21	90,000,000	2016/07/26
11703	Goldman Sachs SP (Asia)	CITIC European Warrants Dec 2017 A	0.150	13.3000	2017/12/20	70,000,000	2016/07/26
11702	Goldman Sachs SP (Asia)	CPIC European Warrants May 2017 A	0.250	32.8800	2017/05/29	50,000,000	2016/07/26
11682	Haitong Int'l Sec	BOC HK European Warrants Mar 2017 A	0.250	26.8800	2017/03/30	50,000,000	2016/07/26

Newly listed derivative warrants (continued)

Code	Issuer	Name of issue	Issue prices (HK\$)	Strike level/ Subscription price (HK\$) per 10 units	Subscription/ exercise period	Unit issued on initial listing	Listing date
11681	Haitong Int'l Sec	BOC HK European Put Warrants Jun 2017 A	0.257	20.0000	2017/06/30	50,000,000	2016/07/26
11684	Haitong Int'l Sec	BOCL European Warrants Dec 2016 A	0.150	3.34 per unit	2016/12/28	70,000,000	2016/07/26
11677	Haitong Int'l Sec	BYD European Warrants Dec 2018 A	0.250	55 per 100 units	2018/12/31	70,000,000	2016/07/26
11671	Haitong Int'l Sec	CC Bank European Warrants Feb 2017 A	0.257	6.18 per unit	2017/02/01	50,000,000	2016/07/26
11673	Haitong Int'l Sec	CC Bank European Warrants Sep 2017 A	0.268	6.68 per unit	2017/09/29	50,000,000	2016/07/26
11674	Haitong Int'l Sec	China Mobile European Warrants Jun 2017A	0.256	118.8800	2017/06/30	50,000,000	2016/07/26
11675	Haitong Int'l Sec	China Mobile European Put Wts Jun 2017 B	0.275	75.0000	2017/06/30	50,000,000	2016/07/26
11668	Haitong Int'l Sec	HKEX European Put Warrants May 2017 A	0.150	178 per 100 units	2017/05/25	80,000,000	2016/07/26
11666	Haitong Int'l Sec	HSBC European Put Warrants Jun 2017 A	0.278	41.5000	2017/06/30	50,000,000	2016/07/26
11667	Haitong Int'l Sec	PWR Assets European Put Wts May 2017 A	0.344	60.0000	2017/05/25	40,000,000	2016/07/26
11716	J P Morgan SP BV	CM Bank European Warrants Jun 2017 A	0.251	20.0000	2017/06/02	100,000,000	2016/07/26
11715	J P Morgan SP BV	HSI European Warrants Feb 2017 C	0.250	22,200 per 7,300 units	2017/02/27	300,000,000	2016/07/26
11713	Macquarie Bank Ltd.	AAC Acoustic European Wts Jun 2017 A	1.053	98.8800	2017/06/16	9,500,000	2016/07/26
11712	Macquarie Bank Ltd.	AIA European Warrants Feb 2017 B	0.255	54.8800	2017/02/02	40,000,000	2016/07/26
11686	Macquarie Bank Ltd.	CSOP A50 ETF European Wts Oct 2018 A	0.223	12.1800	2018/10/03	45,000,000	2016/07/26
11698	SG Issuer	BOCL European Warrants Jan 2017 A	0.165	3.34 per unit	2017/01/05	100,000,000	2016/07/26
11695	SG Issuer	CITIC Sec European Warrants Mar 2017 A	0.200	20.8800	2017/03/03	50,000,000	2016/07/26
11692	SG Issuer	China Life European Warrants Oct 2017 A	0.215	18.5000	2017/10/06	150,000,000	2016/07/26
11700	SG Issuer	HLand European Warrants Feb 2017 A	0.335	48.8800	2017/02/03	30,000,000	2016/07/26
11697	SG Issuer	Ping An European Warrants Jan 2017 E	0.155	40.8800	2017/01/05	120,000,000	2016/07/26
11690	SG Issuer	Tracker Fund European Warrants Jan 2018 A	0.165	22.8800	2018/01/04	100,000,000	2016/07/26
11729	Credit Suisse AG	HKEX European Warrants Apr 2017 A	0.250	189.88 per 100 units	2017/04/05	150,000,000	2016/07/27
11732	Credit Suisse AG	HSI European Put Warrants Jan 2017 A	0.150	20,500 per 7,000 units	2017/01/26	120,000,000	2016/07/27
11724	Goldman Sachs SP (Asia)	HSBC European Warrants Dec 2016 E	0.150	53.9000	2016/12/23	80,000,000	2016/07/27
11725	Goldman Sachs SP (Asia)	HSBC European Warrants Mar 2017 A	0.150	54.9000	2017/03/29	70,000,000	2016/07/27
11726	Goldman Sachs Sp (Asia)	ICBC European Warrants Feb 2017 A	0.150	5 per unit	2017/02/23	70,000,000	2016/07/27
11717	HK Bank	AIA European Warrants Nov 2016 B	0.150	55.3300	2016/11/30	80,000,000	2016/07/27
11719	HK Bank	AIA European Put Warrants Dec 2016 A	0.150	42.8300	2016/12/30	70,000,000	2016/07/27
11721	HK Bank	CSOP A50 ETF European Warrants Sep 2018 A	0.150	12.1900	2018/09/27	100,000,000	2016/07/27
11723	HK Bank	ICBC European Warrants Jan 2017 A	0.180	4.77 per unit	2017/01/26	80,000,000	2016/07/27
11722	HK Bank	ICBC European Warrants Jul 2017 A	0.320	4.38 per unit	2017/07/31	60,000,000	2016/07/27
11746	J P Morgan SP BV	AIA European Warrants Jan 2017 A	0.251	56.5000	2017/01/27	100,000,000	2016/07/27
11745	J P Morgan SP BV	HSI European Warrants Jan 2017 E	0.250	22,800 per 6,600 units	2017/01/26	300,000,000	2016/07/27
11743	Macquarie Bank Ltd.	Lenovo European Warrants Feb 2017 B	0.334	7.48 per unit	2017/02/02	30,000,000	2016/07/27
11748	SG Issuer	CCB European Put Warrants Mar 2017 B	0.250	4.80 per unit	2017/03/03	50,000,000	2016/07/27
11750	SG Issuer	CP&CC European Put Warrants Mar 2017 A	0.330	4.98 per unit	2017/03/03	50,000,000	2016/07/27
11733	UBS AG	Geely Auto European Warrants Jan 2017 A	0.506	5.88 per unit	2017/01/26	40,000,000	2016/07/27
11734	UBS AG	Galaxy Ent European Warrants Jan 2017 B	0.252	27.0000	2017/01/26	70,000,000	2016/07/27
11740	UBS AG	Lenovo European Warrants Jan 2017 A	0.334	6.68 per unit	2017/01/26	30,000,000	2016/07/27
11738	UBS AG	Sands China European Warrants Dec 2016 A	0.200	31.9300	2016/12/28	70,000,000	2016/07/27
11757	BNP Paribas Arbit Issu B.V.	HSI European Wts May 2017 A	0.190	23,000 per 6,300 units	2017/05/29	100,000,000	2016/07/28
11758	BNP Paribas Arbit Issu B.V.	HSI Euro Put Wts Feb 2017 E	0.250	22,000 per 6,000 units	2017/02/27	100,000,000	2016/07/28
11764	Credit Suisse AG	China Mobile European Put Wts Feb 2017 A	0.310	84.2800	2017/02/03	40,000,000	2016/07/28

Newly listed derivative warrants (continued)

Code	Issuer	Name of issue	Issue prices (HK\$)	Strike level/ Subscription price (HK\$) per 10 units	Subscription/ exercise period	Unit issued on initial listing	Listing date
11756	HK Bank	HSCEI European Put Warrants Dec 2016 F	0.160	8,958 per 4,000 units	2016/12/29	180,000,000	2016/07/28
11755	HK Bank	HSI European Warrants Feb 2017 A	0.250	22,888 per 6,500 units	2017/02/27	180,000,000	2016/07/28
11754	HK Bank	HSI European Put Warrants Jan 2017 C	0.150	21,900 per 10,500 units	2017/01/26	180,000,000	2016/07/28
11753	HK Bank	Tencent European Warrants Dec 2016 D	0.500	209.0800	2016/12/28	40,000,000	2016/07/28
11768	J P Morgan SP BV	China Mob European Wts Dec 2016 D	0.244	106.8800	2016/12/02	100,000,000	2016/07/28
11772	J P Morgan SP BV	HSI European Warrants Mar 2017 C	0.251	24,000 per 6,200 units	2017/03/30	300,000,000	2016/07/28
11767	J P Morgan SP BV	HSI European Put Warrants Feb 2017 D	0.252	22,600 per 10,000 units	2017/02/27	300,000,000	2016/07/28
11770	J P Morgan SP BV	ICBC European Warrants Jan 2017 A	0.202	4.79 per unit	2017/01/27	100,000,000	2016/07/28
11766	Macquarie Bank Ltd.	CGS European Warrants Aug 2018 A	0.250	8.0800	2018/08/02	40,000,000	2016/07/28
11763	Macquarie Bank Ltd.	China Shenhua European Wts Nov 2017 A	0.250	16.3300	2017/11/02	40,000,000	2016/07/28
11761	Macquarie Bank Ltd.	Haitong Sec European Wts Sep 2017 A	0.250	16.8800	2017/09/04	40,000,000	2016/07/28
11752	Macquarie Bank Ltd.	SHK Ppt European Put Wts Mar 2017 A	0.427	88.8800	2017/03/02	24,000,000	2016/07/28
11781	UBS AG	CKP European Warrants Feb 2017 A	0.395	60.8800	2017/02/01	70,000,000	2016/07/28
11777	UBS AG	China Mobile European Warrants Nov 2016 B	0.233	106.9800	2016/11/25	100,000,000	2016/07/28
11779	UBS AG	China Mobile European Put Warrants Jun 2018 A	0.152	88.83 per 100 units	2018/06/26	200,000,000	2016/07/28
11784	UBS AG	HSI European Put Warrants Jan 2017 E	0.153	20,500 per 7,000 units	2017/01/26	300,000,000	2016/07/28
11773	UBS AG	Tencent Holdings European Warrants Nov 2016 B	0.313	216.0800	2016/11/25	50,000,000	2016/07/28
11792	BOCI Asia Ltd.	AIA European Warrants Feb 2017 A	0.265	53.0000	2017/02/06	200,000,000	2016/07/29
11793	BOCI Asia Ltd.	AIA European Put Warrants Feb 2017 B	0.250	46.0000	2017/02/13	100,000,000	2016/07/29
11790	BOCI Asia Ltd.	China Mobile European Warrants Feb 2017 A	0.500	105.0000	2017/02/10	200,000,000	2016/07/29
11791	BOCI Asia Ltd.	SHK Ppt European Warrants Feb 2017 A	0.480	118.8800	2017/02/20	100,000,000	2016/07/29
11799	J P Morgan SP BV	AAC Acoustic European Warrants Aug 2018 A	0.252	80 per 100 units	2018/08/02	80,000,000	2016/07/29
11805	J P Morgan SP BV	Air China European Warrants Nov 2017 A	0.151	7.0000	2017/11/30	80,000,000	2016/07/29
11804	J P Morgan SP BV	Ali Health European Warrants Apr 2017 A	0.274	6.8800	2017/04/25	40,000,000	2016/07/29
11808	J P Morgan SP BV	China Everbright European Wts Jun 2017 A	0.216	18.8800	2017/06/27	50,000,000	2016/07/29
11801	J P Morgan SP BV	China Mob European Put Wts Feb 2017 A	0.318	86.8800	2017/02/01	100,000,000	2016/07/29
11806	J P Morgan SP BV	Ch Oilfield Euro Wts Nov 2017 A	0.184	6.8900	2017/11/28	60,000,000	2016/07/29
11813	J P Morgan SP BV	Ch Overseas European Warrants Jan 2017 A	0.167	28.8800	2017/01/04	100,000,000	2016/07/29
11798	J P Morgan SP BV	Mint Group European Warrants Feb 2017 A	0.368	33.0000	2017/02/01	40,000,000	2016/07/29
11800	J P Morgan SP BV	Sunny Optical European Warrants Feb 2017 A	0.491	36.0000	2017/02/28	40,000,000	2016/07/29
11787	SG Issuer	CMB European Warrants Sep 2017 A	0.250	17.5000	2017/09/05	100,000,000	2016/07/29
11789	SG Issuer	Ch Mob European Warrants Feb 2017 A	0.250	113.8800	2017/02/03	80,000,000	2016/07/29
11795	SG Issuer	CMob European Put Warrants Jul 2018 A	0.150	88.88 per 100 units	2018/07/05	500,000,000	2016/07/29
11797	UBS AG	HSI European Put Warrants Feb 2017 A	0.259	22,600 per 10,000 units	2017/02/27	300,000,000	2016/07/29
11816	Credit Suisse AG	Henganintl European Warrants Feb 2017 A	0.600	76.8800	2017/02/03	25,000,000	2016/08/01
11817	Credit Suisse AG	Huaneng Power European Warrants Feb 2017 A	0.460	5.28 per unit	2017/02/03	25,000,000	2016/08/01
11832	J P Morgan SP BV	Tencent European Warrants Jan 2017 A	0.346	230.8800	2017/01/03	100,000,000	2016/08/01
11836	J P Morgan SP BV	Tencent European Put Warrants Jan 2017 B	0.151	186.88 per 100 units	2017/01/11	200,000,000	2016/08/01
11818	Macquarie Bank Ltd.	Dongfeng Motor European Wts Dec 2017 A	0.250	13.3800	2017/12/04	40,000,000	2016/08/01
11820	Macquarie Bank Ltd.	GAC European Wts Nov 2017 A	0.250	13.1800	2017/11/02	40,000,000	2016/08/01
11823	Macquarie Bank Ltd.	Tencent European Warrants Mar 2017 A	0.250	284.8800	2017/03/02	40,000,000	2016/08/01
11814	SG Issuer	GWMC European Warrants Mar 2017 A	0.150	8.6800	2017/03/03	100,000,000	2016/08/01
11829	UBS AG	HKEX European Warrants Nov 2016 C	0.235	239.0800	2016/11/25	50,000,000	2016/08/01

Newly listed derivative warrants (continued)

Code	Issuer	Name of issue	Issue prices (HK\$)	Strike level/ Subscription price (HK\$) per 10 units	Subscription/ exercise period	Unit issued on initial listing	Listing date
11831	UBS AG	HKEX European Put Warrants Nov 2016 D	0.150	189.90 per 100 units	2016/11/25	100,000,000	2016/08/01
11828	UBS AG	HSBC European Put Warrants Nov 2016 F	0.156	44.9500	2016/11/01	100,000,000	2016/08/01
11824	UBS AG	ICBC European Warrants Feb 2017 A	0.150	5.01 per unit	2017/02/23	70,000,000	2016/08/01
11837	BOCI Asia Ltd.	CC Bank European Put Warrants Jan 2017 B	0.171	4.60 per unit	2017/01/27	100,000,000	2016/08/02
11838	BOCI Asia Ltd.	ICBC European Put Warrants Feb 2017 B	0.152	3.80 per unit	2017/02/02	100,000,000	2016/08/02
11862	J P Morgan SP BV	Galaxy Ent European Put Wts Feb 2017 B	0.251	24.2400	2017/02/03	100,000,000	2016/08/02
11866	J P Morgan SP BV	Sands China European Warrants Apr 2017 B	0.251	37.3700	2017/04/28	100,000,000	2016/08/02
11867	J P Morgan SP BV	Sands China European Put Wts Feb 2017 A	0.253	26.8800	2017/02/28	100,000,000	2016/08/02
11868	J P Morgan SP BV	Wynn Macau European Warrants Apr 2017 A	0.191	15.5200	2017/04/28	80,000,000	2016/08/02
11845	Macquarie Bank Ltd.	CNOOC European Warrants Mar 2017 A	0.250	13 per unit	2017/03/02	40,000,000	2016/08/02
11844	Macquarie Bank Ltd.	CNOOC European Put Warrants May 2017 A	0.838	8.68 per unit	2017/05/02	12,000,000	2016/08/02
11843	Macquarie Bank Ltd.	Geely Auto European Wts Feb 2017 B	0.250	8 per unit	2017/02/02	40,000,000	2016/08/02
11849	Macquarie Bank Ltd.	Galaxy Ent European Wts Jan 2017 A	0.197	30.8800	2017/01/04	51,000,000	2016/08/02
11850	Macquarie Bank Ltd.	Sands China European Put Wts Feb 2017 B	0.250	26.9800	2017/02/02	40,000,000	2016/08/02
11842	Macquarie Bank Ltd.	Wynn Macau European Wts Oct 2017 A	0.250	18.8800	2017/10/04	40,000,000	2016/08/02
11851	SG Issuer	AIA European Warrants May 2017 A	0.250	59.8800	2017/05/05	100,000,000	2016/08/02
11853	SG Issuer	Galaxy European Put Warrants Feb 2017 A	0.250	24.0000	2017/02/03	80,000,000	2016/08/02
11840	SG Issuer	HS H-SHARE European Warrants Feb 2017 B	0.250	106.8800	2017/02/03	50,000,000	2016/08/02
11855	SG Issuer	Sands Ch Eu Put Wt Jan 2017 B	0.150	25.0000	2017/01/05	80,000,000	2016/08/02
11839	SG Issuer	Tencent European Put Warrants Feb 2017 C	0.250	200 per 100 units	2017/02/03	300,000,000	2016/08/02
11860	UBS AG	Evergrande European Warrants Feb 2017 A	0.604	6.08 per unit	2017/02/01	20,000,000	2016/08/02
11859	UBS AG	Galaxy Ent European Warrants Dec 2016 A	0.151	30.9300	2016/12/21	70,000,000	2016/08/02
11858	UBS AG	Sands China European Warrants Dec 2016 B	0.192	34.9300	2016/12/21	70,000,000	2016/08/02
11857	UBS AG	SJM Holdings European Warrants Feb 2017 A	0.695	5.88 per unit	2017/02/01	40,000,000	2016/08/02
11861	UBS AG	Wynn Macau European Warrants Mar 2017 A	0.250	15.6800	2017/03/27	40,000,000	2016/08/02
28625 [#]	J P Morgan SP BV	HSI European Put Warrants Nov 2016 D	0.065	21,000 per 10,000 units	2016/11/29	300,000,000	2016/08/02
11869	BNP Paribas Arbit Issu B.V.	Ch Mobile Euro Wts Mar 2017 B	0.430	108.0000	2017/03/02	40,000,000	2016/08/03
11870	BNP Paribas Arbit Issu B.V.	CNOOC European Wts Jun 2018 A	0.150	10.8800	2018/06/04	100,000,000	2016/08/03
11871	BNP Paribas Arbit Issu B.V.	Ch Shenhua Euro Wts Jun 2017 A	0.180	16.7000	2017/06/02	60,000,000	2016/08/03
11899	Credit Suisse AG	Galaxy Ent European Warrants Dec 2016 A	0.150	30.9300	2016/12/21	70,000,000	2016/08/03
11903	Credit Suisse AG	Galaxy Ent European Put Wts Feb 2017 A	0.250	23.6000	2017/02/03	40,000,000	2016/08/03
11897	Credit Suisse AG	Sands China European Warrants Dec 2016 A	0.160	34.9300	2016/12/21	70,000,000	2016/08/03
11896	Credit Suisse AG	Tencent Holdings European Wts Dec 2016 E	0.340	218.9800	2016/12/02	50,000,000	2016/08/03
11877	HK Bank	BOC HK European Warrants Jul 2017 A	0.200	27.0500	2017/07/10	80,000,000	2016/08/03
11875	HK Bank	Dongfeng Motor European Warrants Sep 2017 A	0.250	10.1800	2017/09/29	80,000,000	2016/08/03
11881	HK Bank	Galaxy Ent European Warrants Feb 2017 A	0.250	28.8000	2017/02/02	80,000,000	2016/08/03
11882	HK Bank	Sands China European Warrants Mar 2017 A	0.250	32.8000	2017/03/02	80,000,000	2016/08/03
11872	HK Bank	Tencent European Put Warrants Jan 2017 B	0.150	186.78 per 100 units	2017/01/11	100,000,000	2016/08/03
11905	J P Morgan SP BV	CC Bank European Wts Feb 2017 A	0.185	5.99 per unit	2017/02/28	100,000,000	2016/08/03
11906	J P Morgan SP BV	Galaxy Ent European Warrants Feb 2017 C	0.150	31.8800	2017/02/28	100,000,000	2016/08/03
11884	Macquarie Bank Ltd.	CSOP A50 ETF European Wts Apr 2017 A	0.286	14.50 per unit	2017/04/05	35,000,000	2016/08/03
11887	Macquarie Bank Ltd.	A50 China European Warrants Mar 2017 A	0.250	12.68 per unit	2017/03/02	40,000,000	2016/08/03
11891	Macquarie Bank Ltd.	Tencent European Warrants Mar 2017 B	0.435	260.8800	2017/03/02	23,000,000	2016/08/03

Newly listed derivative warrants (continued)

Code	Issuer	Name of issue	Issue prices (HK\$)	Strike level/ Subscription price (HK\$) per 10 units	Subscription/ exercise period	Unit issued on initial listing	Listing date
11890	Macquarie Bank Ltd.	Xinyi Glass European Wts Sep 2018 A	0.250	6.8800	2018/09/04	40,000,000	2016/08/03
11892	SG Issuer	AIA European Warrants Feb 2017 A	0.175	56.5000	2017/02/03	100,000,000	2016/08/03
11893	SG Issuer	China Life European Put Warrants Jan 2017 B	0.175	18.3800	2017/01/05	150,000,000	2016/08/03
11894	SG Issuer	CSOP A50 ETF European Warrants Feb 2017 A	0.290	12.88 per unit	2017/02/03	35,000,000	2016/08/03
11895	SG Issuer	A50 China European Warrants Feb 2017 A	0.250	11.68 per unit	2017/02/03	40,000,000	2016/08/03
11925	BNP Paribas Arbit Issu B.V.	HKEX European Wts Mar 2017 A	0.150	201.88 per 100 units	2017/03/02	80,000,000	2016/08/04
11927	BNP Paribas Arbit Issu B.V.	HSI European Wts Jan 2017 D	0.230	22,800 per 6,600 units	2017/01/26	100,000,000	2016/08/04
11928	Credit Suisse AG	AIA European Warrants Dec 2016 C	0.240	50.9300	2016/12/29	70,000,000	2016/08/04
11929	Credit Suisse AG	AIA European Warrants Dec 2016 D	0.150	53.9300	2016/12/05	70,000,000	2016/08/04
11911	Haitong Int'l Sec	CITIC Bank European Warrants Mar 2017 A	0.252	6 per unit	2017/03/31	60,000,000	2016/08/04
11908	Haitong Int'l Sec	Galaxy Ent European Warrants Mar 2017 A	0.257	29.8800	2017/03/30	50,000,000	2016/08/04
11909	Haitong Int'l Sec	Galaxy Ent European Put Warrants Jan 17A	0.150	22.5000	2017/01/23	70,000,000	2016/08/04
11916	Haitong Int'l Sec	MTRC European Put Warrants Jun 2017 A	0.255	36.8800	2017/06/30	40,000,000	2016/08/04
11914	Haitong Int'l Sec	Sands China European Warrants Apr 2017 A	0.250	38.0000	2017/04/28	40,000,000	2016/08/04
11915	Haitong Int'l Sec	Sh Electric European Warrants Mar 2017 A	0.498	4 per unit	2017/03/31	22,000,000	2016/08/04
11910	Haitong Int'l Sec	Tencent European Warrants Sep 2017 B	0.250	205 per 100 units	2017/09/29	60,000,000	2016/08/04
11930	Macquarie Bank Ltd.	Belle Int'l European Wts Jul 2019 A	0.250	5.6800	2019/07/03	40,000,000	2016/08/04
11922	Macquarie Bank Ltd.	China Overseas European Wts Aug 2017 A	0.253	33.3300	2017/08/02	40,000,000	2016/08/04
11931	Macquarie Bank Ltd.	Chow Tai Fook European Wts Feb 2019 A	0.250	6.8800	2019/02/04	40,000,000	2016/08/04
11920	Macquarie Bank Ltd.	Tencent European Warrants Mar 2017 C	0.910	230.8800	2017/03/02	11,000,000	2016/08/04
11921	Macquarie Bank Ltd.	Zijin Mining European Wts Jun 2017 A	0.250	4.33 per unit	2017/06/02	40,000,000	2016/08/04
11923	SG Issuer	Dongfeng European Warrants Dec 2017 A	0.250	11.5000	2017/12/05	70,000,000	2016/08/04
11924	SG Issuer	HSBC European Put Warrants Feb 2017 C	0.280	48.0000	2017/02/03	100,000,000	2016/08/04
11919	SG Issuer	SHKP European Put Warrants May 2017 A	0.150	113.88 per 100 units	2017/05/02	200,000,000	2016/08/04
27465*	J P Morgan SP BV	HSI European Put Warrants Oct 2016 F	0.068	21,400 per 9,000 units	2016/10/28	300,000,000	2016/08/04
11940	BNP Paribas Arbit Issu B.V.	Sinopec Corp Eu Wts Mar 2017 A	0.320	6.38 per unit	2017/03/02	50,000,000	2016/08/05
11945	BNP Paribas Arbit Issu B.V.	Galaxy Ent Euro Wts Apr 2017 B	0.290	27.0000	2017/04/05	50,000,000	2016/08/05
11944	BNP Paribas Arbit Issu B.V.	PetroCh Euro Wts Mar 2017 A	0.320	6 per unit	2017/03/02	50,000,000	2016/08/05
11949	Credit Suisse AG	CHALCO European Wts Feb 2017 A	0.250	2.98 per unit	2017/02/06	40,000,000	2016/08/05
11947	Credit Suisse AG	China EB Ltd European Warrants Jun 2017 A	0.250	17.2800	2017/06/30	40,000,000	2016/08/05
11948	Credit Suisse AG	Minsheng Bank European Wts Dec 2016 C	0.520	8.89 per unit	2016/12/30	30,000,000	2016/08/05
11946	Credit Suisse AG	Ch Overseas European Warrants Jan 2017 A	0.150	28.9300	2017/01/05	70,000,000	2016/08/05
11950	Credit Suisse AG	CSOP A50 ETF European Warrants Feb 2017 A	0.250	12.28 per unit	2017/02/06	40,000,000	2016/08/05
11933	HK Bank	HSI European Warrants Jan 2017 D	0.150	23,088 per 6,000 units	2017/01/26	180,000,000	2016/08/05
11932	HK Bank	HSI European Warrants Mar 2017 B	0.150	24,088 per 6,200 units	2017/03/30	180,000,000	2016/08/05
11935	HK Bank	HSI European Put Warrants Mar 2017 C	0.150	20,688 per 7,200 units	2017/03/30	180,000,000	2016/08/05
11952	J P Morgan SP BV	CAM CSI300 European Warrants Jan 2017 A	0.152	42.0000	2017/01/13	100,000,000	2016/08/05
11954	J P Morgan SP BV	Tracker Fund European Put Warrants Nov17A	0.251	20.5000	2017/11/30	100,000,000	2016/08/05
11937	Macquarie Bank Ltd.	BBMG European Warrants Sep 2017 A	0.667	3.88 per unit	2017/09/15	15,000,000	2016/08/05
11936	Macquarie Bank Ltd.	Greatwall Motor European Wts Mar 2017 A	0.200	8.6800	2017/03/02	50,000,000	2016/08/05
11939	SG Issuer	Tracker Fund European Put Warrants Jun 2017 A	0.250	22.0000	2017/06/05	100,000,000	2016/08/05
10411	UBS AG	Nikkei 225 European Warrants Mar 2017 A	0.156	18,000 per 450 units	2017/03/10	100,000,000	2016/08/05
10413	UBS AG	Nikkei 225 European Warrants Mar 2017 B	0.250	16,500 per 600 units	2017/03/10	100,000,000	2016/08/05

Newly listed derivative warrants (continued)

Code	Issuer	Name of issue	Issue prices (HK\$)	Strike level/ Subscription price (HK\$) per 10 units	Subscription/ exercise period	Unit issued on initial listing	Listing date
10412	UBS AG	Nikkei 225 European Warrants Jun 2017 A	0.253	17,000 per 600 units	2017/06/09	100,000,000	2016/08/05
10414	UBS AG	Nikkei 225 European Put Warrants Mar 2017 C	0.150	13,700 per 400 units	2017/03/10	100,000,000	2016/08/05
10415	UBS AG	Nikkei 225 European Put Warrants Mar 2017 D	0.250	15,000 per 400 units	2017/03/10	100,000,000	2016/08/05
11972	Goldman Sachs SP (Asia)	Geely Auto European Wts Feb 2017 B	0.428	5.50 per unit	2017/02/27	30,000,000	2016/08/08
11974	Goldman Sachs SP (Asia)	Greatwall Motor Eur Wts Aug 2017 A	0.150	9.3800	2017/08/28	70,000,000	2016/08/08
11964	Goldman Sachs SP (Asia)	HSI European Warrants Jan 2017 D	0.150	22,768 per 6,600 units	2017/01/26	200,000,000	2016/08/08
11973	Goldman Sachs SP (Asia)	Tencent European Wt Dec 2016 H	0.150	239.0800	2016/12/28	70,000,000	2016/08/08
11971	Goldman Sachs SP (Asia)	China Vanke European Wts Apr 2017A	0.250	20.0000	2017/04/28	50,000,000	2016/08/08
11962	HK Bank	CC Bank European Warrants Jul 2017 A	0.250	5.80 per unit	2017/07/31	50,000,000	2016/08/08
11960	HK Bank	China Life European Warrants Jul 2017 A	0.150	19.2900	2017/07/28	100,000,000	2016/08/08
11956	HK Bank	Haitong Sec European Warrants Feb 2017 A	0.150	15.2000	2017/02/28	80,000,000	2016/08/08
11984	J P Morgan SP BV	Ch Molybdenum European Warrants Mar 2017A	0.289	2.18 per unit	2017/03/02	60,000,000	2016/08/08
11978	J P Morgan SP BV	HSI European Warrants Jan 2017 G	0.196	23,100 per 6,000 units	2017/01/26	300,000,000	2016/08/08
11976	J P Morgan SP BV	HSI European Warrants Feb 2017 E	0.250	21,400 per 8,000 units	2017/02/27	300,000,000	2016/08/08
11977	J P Morgan SP BV	HSI European Put Warrants Jan 2017 F	0.150	22,100 per 10,500 units	2017/01/26	300,000,000	2016/08/08
11983	J P Morgan SP BV	China Vanke European Warrants Mar 2017 A	0.252	19.8800	2017/03/02	80,000,000	2016/08/08
11982	J P Morgan SP BV	Zhaojin Mining European Wts Jun 2017 A	0.252	9.8800	2017/06/30	60,000,000	2016/08/08
11955	Macquarie Bank Ltd.	CHALCO European Warrants Mar 2017 A	0.359	2.98 per unit	2017/03/02	28,000,000	2016/08/08
11965	Macquarie Bank Ltd.	Tencent European Put Wts Mar 2017 D	1.469	175.8800	2017/03/02	10,000,000	2016/08/08
11969	SG Issuer	CKH European Warrants Mar 2017 A	0.335	103.8800	2017/03/03	30,000,000	2016/08/08
11966	SG Issuer	CKP European Warrants Feb 2017 A	0.405	60.8800	2017/02/03	50,000,000	2016/08/08
11967	SG Issuer	China Overseas European Warrants Apr 2017 A	0.170	31.8800	2017/04/06	60,000,000	2016/08/08
11970	SG Issuer	Galaxy Ent European Warrants Mar 2017 A	0.160	31.8800	2017/03/03	80,000,000	2016/08/08
11968	SG Issuer	China Vanke European Warrants Apr 2017 A	0.200	22.3500	2017/04/06	50,000,000	2016/08/08
12212	Bank of East Asia	CNOOC European Put Warrants Dec 2017 A	0.150	8.4900	2017/12/12	70,000,000	2016/08/10
12218	Bank of East Asia	HSBC European Warrants Jul 2017 A	0.250	56.6800	2017/07/05	40,000,000	2016/08/10
12174	Bank of East Asia	Zhaojin Mining European Wts Jun 2017 A	0.250	10.1800	2017/06/12	40,000,000	2016/08/10
12201	Bank of East Asia	Zhaojin Mining European Wts Dec 2017 A	0.290	9.1800	2017/12/18	35,000,000	2016/08/10
11986	HK Bank	HSI European Warrants Jan 2017 E	0.150	22,688 per 6,600 units	2017/01/26	180,000,000	2016/08/10
11999	HK Bank	HSI European Put Warrants Feb 2017 B	0.250	21,400 per 7,000 units	2017/02/27	180,000,000	2016/08/10
11995	Haitong Int'l Sec	Ch Molybdenum European Warrants Feb 17A	0.254	2.28 per unit	2017/02/27	50,000,000	2016/08/10
11993	Haitong Int'l Sec	CNBM European Warrants Aug 2017 A	0.510	4.68 per unit	2017/08/08	25,000,000	2016/08/10
11991	Haitong Int'l Sec	Haier Elec European Warrants Oct 2017 A	0.250	15.8800	2017/10/30	45,000,000	2016/08/10
11990	Haitong Int'l Sec	Jiangxi Copper European Warrants Nov 17A	0.153	9.8900	2017/11/24	68,000,000	2016/08/10
11989	Haitong Int'l Sec	Sh Petrochem European Warrants Jun 2017A	0.552	4.88 per unit	2017/06/30	25,000,000	2016/08/10
11996	Haitong Int'l Sec	China Vanke European Warrants Feb 2017 A	0.250	20.0000	2017/02/27	50,000,000	2016/08/10
11997	Haitong Int'l Sec	China Vanke European Put Warrants May17A	0.250	15.0000	2017/05/31	40,000,000	2016/08/10
11992	Haitong Int'l Sec	Zhaojin Mining European Warrants Oct 17A	0.250	9.9800	2017/10/30	50,000,000	2016/08/10
11998	Macquarie Bank Ltd.	BOCL European Warrants Mar 2017 A	0.233	3.49 per unit	2017/03/02	43,000,000	2016/08/10
12000	Macquarie Bank Ltd.	China Life European Wts Mar 2018 A	0.250	19.8800	2018/03/02	40,000,000	2016/08/10
12104	Macquarie Bank Ltd.	Ping An European Put Warrants Jul 17A	0.250	30.0000	2017/07/04	40,000,000	2016/08/10
12155	SG Issuer	PetroChina European Warrants Mar 2017 A	0.380	5.60 per unit	2017/03/03	60,000,000	2016/08/10
12158	SG Issuer	Tencent European Warrants Oct 2017 B	0.165	200 per 100 units	2017/10/06	400,000,000	2016/08/10

Newly listed derivative warrants (continued)

Code	Issuer	Name of issue	Issue prices (HK\$)	Strike level/ Subscription price (HK\$) per 10 units	Subscription/ exercise period	Unit issued on initial listing	Listing date
12107	UBS AG	SHK Ppt European Warrants Feb 2017 A	0.381	120.8800	2017/02/09	30,000,000	2016/08/10
12140	UBS AG	SPDR Gold Trust European Put Warrants Feb 2017 A	0.586	888 per 100 units	2017/02/09	20,000,000	2016/08/10
12112	UBS AG	Stanchart European Warrants Feb 2017 A	0.325	75.8800	2017/02/09	50,000,000	2016/08/10
12111	UBS AG	China Vanke European Warrants Dec 2016 A	0.174	21.9300	2016/12/23	100,000,000	2016/08/10
12250	BNP Paribas Arbit Issu B.V.	CAM CSI300 Euro Wts Aug 2017 A	0.250	41.8800	2017/08/02	60,000,000	2016/08/11
12248	BNP Paribas Arbit Issu B.V.	CSOP A50 ETF Eu Wts Mar 2017 A	0.410	12 per unit	2017/03/02	40,000,000	2016/08/11
12236	BNP Paribas Arbit Issu B.V.	A50 China Euro Wts Mar 2017 B	0.280	10.80 per unit	2017/03/02	40,000,000	2016/08/11
12220	BNP Paribas Arbit Issu B.V.	HSBC Euro Put Wts Mar 2017 A	0.270	48.0000	2017/03/02	50,000,000	2016/08/11
12281	Credit Suisse AG	CNOOC European Warrants Dec 2016 B	0.280	10.30 per unit	2016/12/05	40,000,000	2016/08/11
12288	Credit Suisse AG	Sinopec Corp European Warrants Mar 2017 A	0.260	6.48 per unit	2017/03/03	40,000,000	2016/08/11
12301	Credit Suisse AG	HSBC European Wts Dec 2016 C	0.150	55.0500	2016/12/02	100,000,000	2016/08/11
12269	Credit Suisse AG	HSI European Warrants Jan 2017 C	0.150	23,000 per 6,000 units	2017/01/26	120,000,000	2016/08/11
12270	Credit Suisse AG	HSI European Warrants Mar 2017 A	0.150	24,000 per 6,200 units	2017/03/30	120,000,000	2016/08/11
12260	Credit Suisse AG	HSI European Put Warrants Jan 2017 B	0.150	22,000 per 10,500 units	2017/01/26	120,000,000	2016/08/11
12302	J P Morgan SP BV	Ali Pictures European Warrants Feb 2017 A	0.295	2.28 per unit	2017/02/10	60,000,000	2016/08/11
12303	J P Morgan SP BV	HSBC European Put Warrants Jan 2017 B	0.161	47.9800	2017/01/27	100,000,000	2016/08/11
12304	J P Morgan SP BV	Tencent European Warrants Sep 2017 B	0.153	205.08 per 100 units	2017/09/22	200,000,000	2016/08/11
12223	Macquarie Bank Ltd.	Tencent European Warrants Mar 2017 E	1.260	195.8800	2017/03/02	10,000,000	2016/08/11
12300	UBS AG	CNOOC European Warrants Nov 2016 B	0.291	10.30 per unit	2016/11/28	50,000,000	2016/08/11
12328	Credit Suisse AG	HSBC European Put Warrants Feb 2017 A	0.250	48.9800	2017/02/27	40,000,000	2016/08/12
12324	Goldman Sachs SP (Asia)	CITIC Sec European Wts Feb 2017 A	0.150	20.8800	2017/02/27	70,000,000	2016/08/12
12317	Goldman Sachs SP (Asia)	HSBC European Warrants Jan 2017 A	0.150	60.0000	2017/01/25	70,000,000	2016/08/12
12315	Goldman Sachs SP (Asia)	Kingsoft European Wts Feb 2017 A	0.150	16.9800	2017/02/23	70,000,000	2016/08/12
12312	HK Bank	CNOOC European Warrants Feb 2017 A	0.550	10 per unit	2017/02/28	40,000,000	2016/08/12
12310	HK Bank	Tencent European Warrants Sep 2017 B	0.150	205.10 per 100 units	2017/09/25	150,000,000	2016/08/12
12329	J P Morgan SP BV	Link REIT European Warrants Feb 2017 A	0.251	64.8800	2017/02/17	100,000,000	2016/08/12
12332	J P Morgan SP BV	New World Dev European Wts Mar 2017 A	0.365	10.28 per unit	2017/03/02	30,000,000	2016/08/12
12330	J P Morgan SP BV	SHK Ppt European Warrants Mar 2017 A	0.326	128.8800	2017/03/02	60,000,000	2016/08/12
12306	Macquarie Bank Ltd.	SHK Ppt European Warrants Mar 2017 B	0.360	132.0000	2017/03/02	28,000,000	2016/08/12
12319	Macquarie Bank Ltd.	Stanchart European Warrants May 2017 A	0.500	85.8800	2017/05/04	20,000,000	2016/08/12
12321	Macquarie Bank Ltd.	Sunny Optical European Warrants Jun17A	0.680	48.8800	2017/06/23	15,000,000	2016/08/12
12325	SG Issuer	China Cinda European Warrants Sep 2017 A	0.250	3.28 per unit	2017/09/05	40,000,000	2016/08/12
12326	SG Issuer	China Res Land European Warrants Mar 2017 A	0.170	22.8800	2017/03/03	60,000,000	2016/08/12
12313	SG Issuer	HSBC European Put Warrants Apr 2017 B	0.250	45.0000	2017/04/06	100,000,000	2016/08/12
12327	SG Issuer	Sands China European Warrants May 2017 A	0.165	38.0000	2017/05/05	80,000,000	2016/08/12
12305	UBS AG	HSBC European Warrants Jan 2017 A	0.150	60.0500	2017/01/25	100,000,000	2016/08/12
12347	Credit Suisse AG	Tencent Holdings European Wts Sep 2017 B	0.180	205.10 per 100 units	2017/09/29	100,000,000	2016/08/15
12333	Goldman Sachs SP (Asia)	HSI European Warrants Mar 2017 B	0.150	23,968 per 6,200 units	2017/03/30	200,000,000	2016/08/15
12339	Goldman Sachs SP (Asia)	HSI European Put Wts Feb 2017 B	0.150	22,628 per 10,000 units	2017/02/27	200,000,000	2016/08/15
12338	HK Bank	China Vanke European Warrants Feb 2017 A	0.250	21.3800	2017/02/28	50,000,000	2016/08/15
12349	J P Morgan SP BV	Geely Auto European Warrants Feb 2017 A	0.469	6.88 per unit	2017/02/28	80,000,000	2016/08/15
12348	J P Morgan SP BV	Lenovo European Warrants Apr 2017 A	0.260	7.68 per unit	2017/04/03	60,000,000	2016/08/15
12340	Macquarie Bank Ltd.	CLP European Warrants Aug 2017 A	0.354	93.8800	2017/08/02	30,000,000	2016/08/15

Newly listed derivative warrants (continued)

Code	Issuer	Name of issue	Issue prices (HK\$)	Strike level/ Subscription price (HK\$) per 10 units	Subscription/ exercise period	Unit issued on initial listing	Listing date
12342	Macquarie Bank Ltd.	HSBC European Warrants Jun 2017 A	0.250	63.8800	2017/06/02	40,000,000	2016/08/15
12341	Macquarie Bank Ltd.	HSBC European Put Warrants May 2017 A	0.250	43.8800	2017/05/04	40,000,000	2016/08/15
12343	Macquarie Bank Ltd.	Kingsoft European Warrants Jun 2017 A	0.250	17.5800	2017/06/02	40,000,000	2016/08/15
12334	SG Issuer	AIA European Put Warrants Mar 2017 B	0.280	46.5000	2017/03/03	100,000,000	2016/08/15
12344	SG Issuer	CHALCO European Warrants Mar 2017 A	0.335	3.08 per unit	2017/03/03	30,000,000	2016/08/15
12336	SG Issuer	CMob European Put Warrants Mar 2017 B	0.500	90.0000	2017/03/03	80,000,000	2016/08/15
12337	SG Issuer	HSBC European Put Warrants Feb 2017 D	0.385	50.8800	2017/02/28	100,000,000	2016/08/15
12345	SG Issuer	Lenovo European Warrants Mar 2017 A	0.400	6.38 per unit	2017/03/03	25,000,000	2016/08/15
12346	SG Issuer	NewWorld Dev Eu Wt Apr 2017 A	0.500	10.68 per unit	2017/04/06	20,000,000	2016/08/15
12353	UBS AG	HSBC European Put Warrants Jan 2017 B	0.151	47.9500	2017/01/25	100,000,000	2016/08/15
12354	UBS AG	HSI European Warrants Mar 2017 C	0.156	24,000 per 6,200 units	2017/03/30	300,000,000	2016/08/15
12365	UBS AG	HSI European Put Warrants Feb 2017 B	0.251	23,000 per 9,500 units	2017/02/27	300,000,000	2016/08/15
12382	BNP Paribas Arbit Issu B.V.	Agricultural Bank Eu Wt Jun17A	0.180	3.28 per unit	2017/06/02	60,000,000	2016/08/16
12381	BNP Paribas Arbit Issu B.V.	CC Bank Euro Wts Dec 2016 B	0.250	5.56 per unit	2016/12/02	50,000,000	2016/08/16
12379	BNP Paribas Arbit Issu B.V.	CKP European Wts Apr 2017 A	0.380	65.0000	2017/04/05	40,000,000	2016/08/16
12376	BNP Paribas Arbit Issu B.V.	HSBC European Wts Mar 2017 B	0.250	58.8000	2017/03/02	50,000,000	2016/08/16
12387	BNP Paribas Arbit Issu B.V.	Sands China Euro Wt Apr 2017 A	0.250	35.0000	2017/04/05	40,000,000	2016/08/16
12388	BNP Paribas Arbit Issu B.V.	Zijin Mining Eu Wts Mar 2017 A	0.320	3.38 per unit	2017/03/02	40,000,000	2016/08/16
12408	Credit Suisse AG	Anta Sports European Warrants Feb 2017 B	0.250	21.3800	2017/02/16	40,000,000	2016/08/16
12409	Credit Suisse AG	CM Bank European Warrants Jun 2017 A	0.150	20.0500	2017/06/02	70,000,000	2016/08/16
12407	Credit Suisse AG	Chi Res Land European Warrants Mar 2017 A	0.260	23.8800	2017/03/03	40,000,000	2016/08/16
12405	Credit Suisse AG	Lenovo European Warrants Mar 2017 A	0.380	6.30 per unit	2017/03/03	30,000,000	2016/08/16
12410	Credit Suisse AG	Ping An European Warrants Jan 2017 B	0.150	40.9300	2017/01/05	80,000,000	2016/08/16
12369	Haitong Int'l Sec	Anhui Conch European Warrants Jan 2017 A	0.152	26.1000	2017/01/27	68,000,000	2016/08/16
12371	Haitong Int'l Sec	CGN Power European Warrants Mar 2017 A	0.285	2.98 per unit	2017/03/30	38,000,000	2016/08/16
12370	Haitong Int'l Sec	China Mobile European Put Wts Feb 2017 A	0.250	80.0000	2017/02/27	80,000,000	2016/08/16
12372	Haitong Int'l Sec	Evergrande European Warrants Dec 2017 A	0.150	6.0000	2017/12/27	68,000,000	2016/08/16
12368	Haitong Int'l Sec	Shimao Property European Warrants Jul17A	0.150	14.5200	2017/07/28	68,000,000	2016/08/16
12366	Haitong Int'l Sec	Tencent European Warrants Sep 2017 C	0.157	200.20 per 100 units	2017/09/22	80,000,000	2016/08/16
12373	Haitong Int'l Sec	Want Want China European Warrants Jun17A	0.422	6.18 per unit	2017/06/28	25,000,000	2016/08/16
12416	J P Morgan SP BV	Guotai Junani European Warrants Feb 2017A	0.424	3.68 per unit	2017/02/27	60,000,000	2016/08/16
12374	J P Morgan SP BV	HSBC European Warrants Jul 2017 A	0.153	63.0000	2017/07/04	100,000,000	2016/08/16
12418	J P Morgan SP BV	Huaneng Power European Wts Mar 2017 A	0.338	5.88 per unit	2017/03/02	60,000,000	2016/08/16
12413	J P Morgan SP BV	Kingdee Intl European Warrants Mar 2017 A	0.284	3.28 per unit	2017/03/02	40,000,000	2016/08/16
12393	Macquarie Bank Ltd.	Huaneng Power European Wts Mar 2017 A	0.505	5.88 per unit	2017/03/02	20,000,000	2016/08/16
12397	Macquarie Bank Ltd.	PCCW European Warrants Apr 2017 A	0.250	7.28 per unit	2017/04/05	40,000,000	2016/08/16
12392	Macquarie Bank Ltd.	PICC Group European Wts Jun 2017 A	0.334	3.98 per unit	2017/06/02	30,000,000	2016/08/16
12398	SG Issuer	CGS European Warrants Aug 2018 A	0.170	8.0800	2018/08/03	100,000,000	2016/08/16
12390	SG Issuer	HSBC European Warrants Apr 2017 C	0.250	58.8800	2017/04/06	100,000,000	2016/08/16
12400	SG Issuer	HSI European Warrants Nov 2016 B	0.155	22,500 per 6,000 units	2016/11/29	150,000,000	2016/08/16
12403	SG Issuer	HSI European Warrants Jan 2017 E	0.165	23,000 per 6,000 units	2017/01/26	150,000,000	2016/08/16
12404	SG Issuer	HSI European Warrants Mar 2017 C	0.150	24,100 per 6,200 units	2017/03/30	150,000,000	2016/08/16
12391	SG Issuer	ICBC European Put Wt Mar 2017 A	0.250	4.10 per unit	2017/03/03	80,000,000	2016/08/16

Newly listed derivative warrants (continued)

Code	Issuer	Name of issue	Issue prices (HK\$)	Strike level/ Subscription price (HK\$) per 10 units	Subscription/ exercise period	Unit issued on initial listing	Listing date
12412	SG Issuer	PICC European Warrants Mar 2017 A	0.335	3.45 per unit	2017/03/03	30,000,000	2016/08/16
12420	UBS AG	Agricultural Bank European Warrants Feb 2017 A	0.191	3.16 per unit	2017/02/24	70,000,000	2016/08/16
12422	UBS AG	Ping An European Warrants Dec 2016 C	0.150	42.9300	2016/12/05	100,000,000	2016/08/16
12423	BOCI Asia Ltd.	HSBC European Warrants Feb 2017 A	0.150	60.0000	2017/02/03	200,000,000	2016/08/17
12424	BOCI Asia Ltd.	HSBC European Put Warrants Feb 2017 B	0.150	48.0000	2017/02/03	200,000,000	2016/08/17
12426	BNP Paribas Arbit Issu B.V.	CITIC Sec Euro Wts Jun 2017 A	0.250	18.8000	2017/06/02	40,000,000	2016/08/17
12425	BNP Paribas Arbit Issu B.V.	ICBC European Wts Dec 2017 A	0.320	5.18 per unit	2017/12/04	50,000,000	2016/08/17
12440	Credit Suisse AG	Kingsoft European Warrants Mar 2017 A	0.200	17.0000	2017/03/02	50,000,000	2016/08/17
12439	Credit Suisse AG	Sands China European Put Wts Mar 2017 A	0.260	27.8800	2017/03/03	40,000,000	2016/08/17
12431	HK Bank	China Mobile European Warrants Feb 2017 A	0.250	108.8800	2017/02/27	60,000,000	2016/08/17
12430	HK Bank	Tencent European Warrants Nov 2016 C	0.300	216.0000	2016/11/28	40,000,000	2016/08/17
12443	J P Morgan SP BV	BOCL European Warrants Mar 2017 A	0.156	3.71 per unit	2017/03/29	100,000,000	2016/08/17
12441	J P Morgan SP BV	CC Bank European Wts Apr 2017 A	0.253	6.48 per unit	2017/04/03	100,000,000	2016/08/17
12442	J P Morgan SP BV	ICBC European Warrants Mar 2017 A	0.250	5.18 per unit	2017/03/02	100,000,000	2016/08/17
12433	SG Issuer	CITIC Bank European Warrants May 2017 A	0.360	5.88 per unit	2017/05/05	28,000,000	2016/08/17
12435	SG Issuer	Minsheng Bank European Warrants Mar 2017 A	0.630	9.18 per unit	2017/03/03	16,000,000	2016/08/17
12437	SG Issuer	China Tel European Warrants Mar 2017 A	0.290	4.35 per unit	2017/03/03	35,000,000	2016/08/17
12427	SG Issuer	Geely Auto European Warrants Mar 2017 A	0.560	6.88 per unit	2017/03/03	18,000,000	2016/08/17
12428	SG Issuer	Sands China European Put Warrants Mar 2017 A	0.270	28.0000	2017/03/03	80,000,000	2016/08/17
12468	BNP Paribas Arbit Issu B.V.	HKEX European Wts Dec 2017 B	0.250	212 per 100 units	2017/12/04	60,000,000	2016/08/18
12464	Credit Suisse AG	BOCL European Warrants Apr 2017 A	0.150	3.71 per unit	2017/04/03	70,000,000	2016/08/18
12463	Credit Suisse AG	ICBC European Warrants Mar 2017 A	0.250	5.38 per unit	2017/03/03	40,000,000	2016/08/18
12470	Credit Suisse AG	China Mengniu European Wts Jun 2017 A	0.250	15.1800	2017/06/05	40,000,000	2016/08/18
12472	Credit Suisse AG	Sinopharm European Warrants Mar 2017 A	0.410	49.2800	2017/03/03	25,000,000	2016/08/18
12476	Credit Suisse AG	Xinyi Solar European Warrants Feb 2017 A	0.370	4.08 per unit	2017/02/17	30,000,000	2016/08/18
12477	Credit Suisse AG	Yuxiu Property European Wts Sep 2017 A	0.250	1.28 per unit	2017/09/29	40,000,000	2016/08/18
12452	HK Bank	HKEX European Warrants Nov 2016 C	0.180	238.8000	2016/11/30	60,000,000	2016/08/18
12448	HK Bank	HSCEI European Warrants Nov 2016 A	0.150	9,380 per 4,000 units	2016/11/29	150,000,000	2016/08/18
12449	HK Bank	HSCEI European Warrants Jul 2017 A	0.250	9,688 per 4,000 units	2017/07/28	150,000,000	2016/08/18
12445	HK Bank	HSI European Warrants Feb 2017 C	0.250	23,488 per 6,000 units	2017/02/27	150,000,000	2016/08/18
12447	HK Bank	HSI European Put Warrants Feb 2017 D	0.160	22,488 per 10,000 units	2017/02/27	150,000,000	2016/08/18
12469	J P Morgan SP BV	Haitong Sec European Warrants Aug 2017 A	0.196	16.9000	2017/08/28	100,000,000	2016/08/18
12451	Macquarie Bank Ltd.	Minsheng Bank European Wts Mar 2017 A	0.337	10.58 per unit	2017/03/02	30,000,000	2016/08/18
12444	Macquarie Bank Ltd.	Wharf European Warrants Jun 2017 A	0.389	65.8800	2017/06/02	26,000,000	2016/08/18
12459	SG Issuer	HKEX European Put Warrants Mar 2017 D	0.250	201.88 per 100 units	2017/03/03	200,000,000	2016/08/18
12457	SG Issuer	HSI European Put Warrants Feb 2017 B	0.150	21,400 per 7,000 units	2017/02/27	150,000,000	2016/08/18
12458	SG Issuer	HSI European Put Warrants Feb 2017 C	0.160	22,600 per 10,000 units	2017/02/27	150,000,000	2016/08/18
12455	SG Issuer	HSI European Put Warrants Mar 2017 D	0.150	20,600 per 7,200 units	2017/03/30	150,000,000	2016/08/18
12460	SG Issuer	Ping An European Put Warrants Mar 2017 C	0.250	35.8800	2017/03/03	120,000,000	2016/08/18
12482	BOCI Asia Ltd.	HSI European Warrants Jan 2017 B	0.185	23,000 per 6,000 units	2017/01/26	100,000,000	2016/08/19
12483	BOCI Asia Ltd.	HSI European Put Warrants Feb 2017 A	0.150	22,600 per 10,000 units	2017/02/27	100,000,000	2016/08/19
12514	Credit Suisse AG	AIA European Warrants Feb 2017 A	0.150	56.5500	2017/02/03	70,000,000	2016/08/19
12506	Credit Suisse AG	China Life European Put Wts Jan 2017 A	0.150	18.3600	2017/01/05	70,000,000	2016/08/19

Newly listed derivative warrants (continued)

Code	Issuer	Name of issue	Issue prices (HK\$)	Strike level/ Subscription price (HK\$) per 10 units	Subscription/ exercise period	Unit issued on initial listing	Listing date
12509	Credit Suisse AG	China Mobile European Warrants Mar 2017 B	0.300	109.8800	2017/03/03	60,000,000	2016/08/19
12504	Credit Suisse AG	HSBC European Wts May 2017 A	0.250	62.3800	2017/05/04	100,000,000	2016/08/19
12479	Goldman Sachs SP (Asia)	CC Bank European Wts Jan 2017 C	0.177	6.18 per unit	2017/01/23	80,000,000	2016/08/19
12478	Goldman Sachs SP (Asia)	China Unicom Euro Wts Apr 2017 A	0.309	9.48 per unit	2017/04/21	50,000,000	2016/08/19
12481	Goldman Sachs SP (Asia)	HSBC European Put Wts Feb 2017 A	0.250	50.0000	2017/02/20	80,000,000	2016/08/19
12515	Goldman Sachs SP (Asia)	HSI European Put Wts Feb 2017 C	0.150	21,428 per 7,000 units	2017/02/27	200,000,000	2016/08/19
12480	Goldman Sachs SP (Asia)	Ping An European Wts Dec 2016 E	0.150	42.0000	2016/12/21	80,000,000	2016/08/19
12516	J P Morgan SP BV	China Mob European Wts Jan 2017 C	0.199	113.8800	2017/01/26	100,000,000	2016/08/19
12517	J P Morgan SP BV	Tencent European Warrants Jan 2017 C	0.271	245.8800	2017/01/27	100,000,000	2016/08/19
12490	Macquarie Bank Ltd.	HKEX European Warrants Mar 2017 D	0.834	238.8800	2017/03/02	12,000,000	2016/08/19
12487	Macquarie Bank Ltd.	HKEX European Put Warrants Mar 2017 C	0.705	158.8800	2017/03/02	15,000,000	2016/08/19
12486	Macquarie Bank Ltd.	JNCEC European Warrants Jun 2017 A	0.500	3.08 per unit	2017/06/16	20,000,000	2016/08/19
12495	SG Issuer	AGBK European Warrants Jun 2017 B	0.190	3.28 per unit	2017/06/05	100,000,000	2016/08/19
12496	SG Issuer	BOCL European Warrants Apr 2017 A	0.175	3.71 per unit	2017/04/06	100,000,000	2016/08/19
12497	SG Issuer	BOCom European Warrants Mar 2017 A	0.435	5.98 per unit	2017/03/03	23,000,000	2016/08/19
12499	SG Issuer	CMB European Warrants Jun 2017 B	0.170	19.9800	2017/06/05	100,000,000	2016/08/19
12501	SG Issuer	Ch Mob European Warrants Jan 2017 D	0.345	104.8800	2017/01/05	80,000,000	2016/08/19
12500	SG Issuer	HSBC European Warrants Jul 2017 A	0.150	63.0000	2017/07/05	100,000,000	2016/08/19
12484	SG Issuer	HSI European Put Warrants Mar 2017 E	0.250	23,200 per 9,000 units	2017/03/30	150,000,000	2016/08/19
14958 [#]	J P Morgan SP BV	China Unicom European Warrants Dec 2016 A	0.033	9.1800	2016/12/12	320,000,000	2016/08/19
12570	BNP Paribas Arbit Issu B.V.	AIA European Wts May 2017 A	0.200	59.8800	2017/05/04	50,000,000	2016/08/22
12546	BNP Paribas Arbit Issu B.V.	CAM CSI300 Euro Wts Aug 2017 B	0.250	48.0000	2017/08/02	50,000,000	2016/08/22
12567	BNP Paribas Arbit Issu B.V.	CC Bank Euro Wts Feb 2018 A	0.250	6.80 per unit	2018/02/02	50,000,000	2016/08/22
12573	BNP Paribas Arbit Issu B.V.	Ch Mobile Euro Wts Feb 2017 A	0.200	113.8800	2017/02/03	50,000,000	2016/08/22
12545	BNP Paribas Arbit Issu B.V.	CSOP A50 ETF Eu Wts Apr 2017 A	0.200	14.50 per unit	2017/04/05	50,000,000	2016/08/22
12544	BNP Paribas Arbit Issu B.V.	A50 China Euro Wts May 2017 A	0.260	13 per unit	2017/05/04	40,000,000	2016/08/22
12543	BNP Paribas Arbit Issu B.V.	HS H-SHARE Euro Wts May 2017 A	0.250	113.8000	2017/05/04	40,000,000	2016/08/22
12540	BNP Paribas Arbit Issu B.V.	HSI European Wts Apr 2017 A	0.250	23,800 per 6,000 units	2017/04/27	100,000,000	2016/08/22
12542	BNP Paribas Arbit Issu B.V.	HSI Euro Put Wts Apr 2017 B	0.250	21,800 per 6,000 units	2017/04/27	100,000,000	2016/08/22
12569	BNP Paribas Arbit Issu B.V.	ICBC European Wts Mar 2018 A	0.260	5.80 per unit	2018/03/02	50,000,000	2016/08/22
12566	BNP Paribas Arbit Issu B.V.	Ping An European Wt Apr 2017 A	0.200	45.3300	2017/04/05	60,000,000	2016/08/22
12571	BNP Paribas Arbit Issu B.V.	Tencent Hldgs Eu Wt Aug 2018 A	0.250	228 per 100 units	2018/08/02	100,000,000	2016/08/22
12551	Credit Suisse AG	AAC Acoustic European Warrants Dec 2017 A	0.250	87.88 per 100 units	2017/12/04	70,000,000	2016/08/22
12558	Credit Suisse AG	CSOP A50 ETF European Warrants Mar 2017 A	0.250	14.38 per unit	2017/03/03	40,000,000	2016/08/22
12553	Credit Suisse AG	HKEX European Warrants Dec 2016 F	0.290	238.9800	2016/12/02	60,000,000	2016/08/22
12555	Credit Suisse AG	HKEX European Warrants Mar 2017 B	0.250	273.2800	2017/03/03	60,000,000	2016/08/22
12556	Credit Suisse AG	HKEX European Put Warrants Jun 2017 C	0.150	177.90 per 100 units	2017/06/02	80,000,000	2016/08/22
12549	Credit Suisse AG	HSI European Put Warrants Feb 2017 A	0.150	22,600 per 10,000 units	2017/02/27	120,000,000	2016/08/22
12557	Credit Suisse AG	Ping An European Put Warrants Mar 2017 A	0.250	36.2800	2017/03/03	40,000,000	2016/08/22
12531	Goldman Sachs SP (Asia)	Tencent European Wt Sep 2017 B	0.150	205 per 100 units	2017/09/22	200,000,000	2016/08/22
12591	J P Morgan SP BV	AIA European Put Warrants Feb 2017 A	0.180	46.0000	2017/02/06	100,000,000	2016/08/22
12590	J P Morgan SP BV	BOCL European Put Wts May 2017 B	0.252	3.18 per unit	2017/05/04	80,000,000	2016/08/22
12575	J P Morgan SP BV	CC Bank Euro Put Wts Mar 2017 A	0.251	5.18 per unit	2017/03/31	80,000,000	2016/08/22

Newly listed derivative warrants (continued)

Code	Issuer	Name of issue	Issue prices (HK\$)	Strike level/ Subscription price (HK\$) per 10 units	Subscription/ exercise period	Unit issued on initial listing	Listing date
12583	J P Morgan SP BV	HKEX European Put Wts May 2017 C	0.152	178 per 100 units	2017/05/31	200,000,000	2016/08/22
12518	J P Morgan SP BV	HSI European Put Warrants Feb 2017 F	0.163	23,000 per 9,500 units	2017/02/27	300,000,000	2016/08/22
12579	J P Morgan SP BV	ICBC European Put Wts Apr 2017 A	0.255	4.30 per unit	2017/04/03	80,000,000	2016/08/22
12588	J P Morgan SP BV	Ping An European Warrants Dec 2016 D	0.154	44.3800	2016/12/02	100,000,000	2016/08/22
12581	J P Morgan SP BV	Ping An European Put Warrants Mar 2017 A	0.250	37.0000	2017/03/02	100,000,000	2016/08/22
12527	Macquarie Bank Ltd.	Foxconn European Warrants Jun 2017 A	0.260	3.78 per unit	2017/06/02	38,500,000	2016/08/22
12530	Macquarie Bank Ltd.	HKEX European Warrants Jan 2017 B	0.183	188 per 100 units	2017/01/04	55,000,000	2016/08/22
12529	Macquarie Bank Ltd.	NCI European Warrants May 2017 A	0.340	39.8800	2017/05/04	30,000,000	2016/08/22
12548	Macquarie Bank Ltd.	PetroChina European Wts Apr 2017 A	0.250	6.88 per unit	2017/04/05	40,000,000	2016/08/22
12533	SG Issuer	CCB European Warrants Apr 2017 A	0.250	6.58 per unit	2017/04/06	80,000,000	2016/08/22
12532	SG Issuer	CKI Holdings European Warrants Jul 2017 A	0.455	75.8800	2017/07/05	22,000,000	2016/08/22
12534	SG Issuer	China Life European Warrants Mar 2017 B	0.425	24.50 per unit	2017/03/03	24,000,000	2016/08/22
12539	SG Issuer	CP&CC European Warrants Mar 2017 B	0.200	6.68 per unit	2017/03/03	60,000,000	2016/08/22
12519	SG Issuer	CSOP A50 ETF European Warrants Mar 2017 A	0.250	14.50 per unit	2017/03/03	40,000,000	2016/08/22
12521	SG Issuer	A50 China European Warrants Mar 2017 A	0.250	13.28 per unit	2017/03/03	40,000,000	2016/08/22
12520	SG Issuer	HS H-SHARE European Warrants Mar 2017 A	0.250	115.8800	2017/03/03	50,000,000	2016/08/22
12535	SG Issuer	ICBC European Warrants Mar 2017 B	0.250	5.38 per unit	2017/03/03	80,000,000	2016/08/22
12538	SG Issuer	Ping An European Warrants May 2017 A	0.250	46.8800	2017/05/05	120,000,000	2016/08/22
12563	UBS AG	CAM CSI300 European Warrants Apr 2017 A	0.250	48.8800	2017/04/06	50,000,000	2016/08/22
12562	UBS AG	BOCL European Warrants May 2017 A	0.252	4.08 per unit	2017/05/24	70,000,000	2016/08/22
12559	UBS AG	CC Bank European Warrants Feb 2017 A	0.253	6.58 per unit	2017/02/21	70,000,000	2016/08/22
12561	UBS AG	A50 China European Warrants Feb 2017 B	0.320	12.68 per unit	2017/02/21	40,000,000	2016/08/22
12565	UBS AG	HSCEI European Warrants Sep 2017 A	0.250	10,500 per 4,000 units	2017/09/28	100,000,000	2016/08/22
12560	UBS AG	ICBC European Warrants Mar 2017 A	0.250	5.38 per unit	2017/03/02	70,000,000	2016/08/22
12611	BOCI Asia Ltd.	CC Bank European Warrants Apr 2017 A	0.250	6.48 per unit	2017/04/03	100,000,000	2016/08/23
12613	BOCI Asia Ltd.	CSOP A50 ETF European Warrants Apr 2017 A	0.228	14.50 per unit	2017/04/03	100,000,000	2016/08/23
12614	BOCI Asia Ltd.	A50 China European Warrants Mar 2017 B	0.242	12.68 per unit	2017/03/06	100,000,000	2016/08/23
12612	BOCI Asia Ltd.	HKEX European Warrants Jun 2017 B	0.779	245.0000	2017/06/12	200,000,000	2016/08/23
12627	BNP Paribas Arbit Issu B.V.	HSI European Wts Aug 2017 A	0.250	24,500 per 6,000 units	2017/08/30	100,000,000	2016/08/23
12630	Credit Suisse AG	BOC HK European Warrants Apr 2017 A	0.150	30.0500	2017/04/03	70,000,000	2016/08/23
12632	Credit Suisse AG	Bank of China European Put Wts Mar 2017 A	0.250	3.20 per unit	2017/03/03	40,000,000	2016/08/23
12625	Credit Suisse AG	China Life European Warrants Dec 2016 B	0.150	19.8200	2016/12/30	80,000,000	2016/08/23
12658	Credit Suisse AG	PICC European Warrants Feb 2017 A	0.150	14.3200	2017/02/02	70,000,000	2016/08/23
12628	Credit Suisse AG	Tencent Holdings European Wts Jan 2017 B	0.600	245.9800	2017/01/27	50,000,000	2016/08/23
12652	Goldman Sachs SP (Asia)	China Life Euro Wts Apr 2017 A	0.150	23.0800	2017/04/24	80,000,000	2016/08/23
12620	HK Bank	CAM CSI300 European Warrants Feb 2017 A	0.250	44.8800	2017/02/28	80,000,000	2016/08/23
12619	HK Bank	BOCL European Warrants Jul 2017 A	0.250	3.78 per unit	2017/07/31	80,000,000	2016/08/23
12617	HK Bank	CC Bank European Warrants Feb 2017 A	0.250	6.28 per unit	2017/02/28	80,000,000	2016/08/23
12618	HK Bank	ICBC European Warrants Feb 2017 A	0.250	5.28 per unit	2017/02/28	80,000,000	2016/08/23
12616	HK Bank	Sands China European Put Warrants Feb 2017 A	0.250	28.8000	2017/02/28	50,000,000	2016/08/23
12602	Haitong Int'l Sec	AIA European Warrants Jan 2017 A	0.150	56.5500	2017/01/27	68,000,000	2016/08/23
12595	Haitong Int'l Sec	Geely Auto European Warrants Feb 2017 A	0.440	6.88 per unit	2017/02/24	25,000,000	2016/08/23
12607	Haitong Int'l Sec	Mengniu Dairy European Wts Jun 2017 A	0.250	15.2800	2017/06/02	40,000,000	2016/08/23

Newly listed derivative warrants (continued)

Code	Issuer	Name of issue	Issue prices (HK\$)	Strike level/ Subscription price (HK\$) per 10 units	Subscription/ exercise period	Unit issued on initial listing	Listing date
12601	Haitong Int'l Sec	Shenzhen Inv European Warrants Apr 2017A	0.491	4.48 per unit	2017/04/28	25,000,000	2016/08/23
12593	Haitong Int'l Sec	Yuxi Ppt European Warrants Sep 2017 A	0.250	1.338 per unit	2017/09/29	40,000,000	2016/08/23
12660	J P Morgan SP BV	NCI European Warrants Mar 2017 A	0.252	37.0000	2017/03/01	60,000,000	2016/08/23
12659	J P Morgan SP BV	PICC Group European Warrants Mar 2017 A	0.252	3.88 per unit	2017/03/01	60,000,000	2016/08/23
12664	J P Morgan SP BV	Sunny Optical European Warrants May 2017A	0.407	49.8800	2017/05/02	60,000,000	2016/08/23
12663	J P Morgan SP BV	Tencent European Put Warrants Jan 2017 D	0.160	199.90 per 100 units	2017/01/27	200,000,000	2016/08/23
12624	Macquarie Bank Ltd.	Agricultural Bk Euro Warrants Aug 2017 A	0.252	3.70 per unit	2017/08/02	40,000,000	2016/08/23
12634	Macquarie Bank Ltd.	BOCL European Warrants May 2017 A	0.263	3.88 per unit	2017/05/04	39,000,000	2016/08/23
12615	Macquarie Bank Ltd.	CC Bank European Warrants Apr 2017 A	0.258	6.68 per unit	2017/04/05	39,000,000	2016/08/23
12635	Macquarie Bank Ltd.	CM Bank European Warrants Apr 2018 A	0.250	22.0000	2018/04/04	40,000,000	2016/08/23
12622	Macquarie Bank Ltd.	Li Ning European Warrants Apr 2017 A	0.477	6.88 per unit	2017/04/18	21,000,000	2016/08/23
12621	Macquarie Bank Ltd.	PetroChina European Wts Apr 2017 B	0.250	6.98 per unit	2017/04/05	40,000,000	2016/08/23
12623	Macquarie Bank Ltd.	Sands China European Put Wts Apr 2017 B	0.490	32.0000	2017/04/05	40,000,000	2016/08/23
12638	SG Issuer	CAM CSI300 European Warrants Mar 2017 A	0.250	41.5000	2017/03/03	50,000,000	2016/08/23
12642	SG Issuer	CNOOC European Warrants Mar 2017 A	0.315	11.88 per unit	2017/03/03	32,000,000	2016/08/23
12644	SG Issuer	HKEX European Warrants Mar 2017 E	0.455	258.8800	2017/03/03	22,000,000	2016/08/23
12643	SG Issuer	HKEX European Warrants Mar 2018 A	0.250	218.88 per 100 units	2018/03/05	200,000,000	2016/08/23
12645	SG Issuer	HKEX European Put Warrants Jun 2017 C	0.150	178 per 100 units	2017/06/05	200,000,000	2016/08/23
12646	SG Issuer	PetroChina European Warrants Mar 2017 B	0.250	6.50 per unit	2017/03/03	60,000,000	2016/08/23
12651	SG Issuer	Tencent European Warrants Feb 2017 D	0.430	245.8800	2017/02/03	35,000,000	2016/08/23
12649	SG Issuer	Tencent European Warrants Mar 2017 C	0.760	228.8800	2017/03/03	35,000,000	2016/08/23
12648	SG Issuer	Tencent European Warrants Mar 2018 A	0.250	218.88 per 100 units	2018/03/05	400,000,000	2016/08/23
12665	UBS AG	BYD European Warrants Feb 2017 B	0.364	73.8800	2017/02/22	30,000,000	2016/08/23
12671	UBS AG	CITIC Sec European Warrants Sep 2017 A	0.250	24.8800	2017/09/25	60,000,000	2016/08/23
12656	UBS AG	Ping An European Warrants Apr 2017 A	0.250	48.8800	2017/04/27	100,000,000	2016/08/23
12657	UBS AG	Ping An European Put Warrants Feb 2017 A	0.286	36.8800	2017/02/22	70,000,000	2016/08/23
12654	UBS AG	Sands China European Put Warrants Jan 2017 A	0.156	26.9300	2017/01/24	70,000,000	2016/08/23
12653	UBS AG	Tencent Holdings European Warrants Feb 2017 B	0.878	223.0000	2017/02/22	50,000,000	2016/08/23
12669	UBS AG	China Vanke European Warrants Apr 2017 A	0.250	27.8800	2017/04/03	50,000,000	2016/08/23
12719	Credit Suisse AG	CKH European Put Warrants Mar 2017 A	0.250	83.2800	2017/03/03	40,000,000	2016/08/24
12693	HK Bank	CM Bank European Warrants May 2017 A	0.150	20.0500	2017/05/29	80,000,000	2016/08/24
12691	HK Bank	CRCC European Warrants Jun 2017 A	0.150	10.8900	2017/06/29	80,000,000	2016/08/24
12699	HK Bank	PICC European Warrants Feb 2017 A	0.150	14.3500	2017/02/03	80,000,000	2016/08/24
12673	Haitong Int'l Sec	Air China European Warrants Nov 2017 A	0.150	7.0100	2017/11/27	68,000,000	2016/08/24
12689	Haitong Int'l Sec	Ch Oilfield European Warrants Sep 2018 A	0.250	7.8800	2018/09/28	40,000,000	2016/08/24
12678	Haitong Int'l Sec	Ch Southern Air European Warrants Dec18A	0.250	6.1800	2018/12/18	40,000,000	2016/08/24
12684	Haitong Int'l Sec	CSCL European Warrants Aug 2017 A	0.316	2.28 per unit	2017/08/08	32,000,000	2016/08/24
12683	Haitong Int'l Sec	GWMC European Warrants Sep 2017 A	0.150	9.3800	2017/09/04	68,000,000	2016/08/24
12681	Haitong Int'l Sec	MCC European Warrants Aug 2017 A	0.355	3.38 per unit	2017/08/08	30,000,000	2016/08/24
12720	J P Morgan SP BV	HKEX European Warrants Dec 2016 E	0.312	218.9800	2016/12/02	100,000,000	2016/08/24
12705	J P Morgan SP BV	HSI European Warrants May 2017 B	0.250	24,400 per 6,500 units	2017/05/29	300,000,000	2016/08/24
12700	Macquarie Bank Ltd.	China Life European Wts Apr 2017 A	0.625	25.88 per unit	2017/04/05	16,000,000	2016/08/24
12702	Macquarie Bank Ltd.	China Res Gas European Wts Apr 2017 A	0.311	33.8800	2017/04/12	33,000,000	2016/08/24

Newly listed derivative warrants (continued)

Code	Issuer	Name of issue	Issue prices (HK\$)	Strike level/ Subscription price (HK\$) per 10 units	Subscription/ exercise period	Unit issued on initial listing	Listing date
12701	Macquarie Bank Ltd.	China Mengniu European Wts Mar 2018 A	0.250	15.3300	2018/03/02	40,000,000	2016/08/24
12706	SG Issuer	BYD European Warrants Apr 2017 A	0.510	68.8800	2017/04/06	20,000,000	2016/08/24
12698	SG Issuer	HKEX European Warrants Dec 2017 A	0.250	208.88 per 100 units	2017/12/05	200,000,000	2016/08/24
12707	SG Issuer	HSCEI European Warrants Apr 2017 A	0.250	9,600 per 4,000 units	2017/04/27	150,000,000	2016/08/24
12711	SG Issuer	HSI European Warrants Jul 2017 A	0.250	25,000 per 6,000 units	2017/07/28	150,000,000	2016/08/24
12712	SG Issuer	MTRC European Warrants May 2017 A	0.315	45.0000	2017/05/05	32,000,000	2016/08/24
12713	SG Issuer	PCCW European Warrants Mar 2017 A	0.385	5.38 per unit	2017/03/03	26,000,000	2016/08/24
12714	SG Issuer	SHK P European Warrants May 2017 B	0.410	125.0000	2017/05/05	30,000,000	2016/08/24
12697	SG Issuer	China Vanke European Warrants Jun 2017 A	0.285	26.8800	2017/06/05	50,000,000	2016/08/24
12715	SG Issuer	Wharf European Warrants Mar 2017 A	0.400	58.8800	2017/03/03	25,000,000	2016/08/24
12718	UBS AG	CKH European Warrants Feb 2017 A	0.330	113.8800	2017/02/23	50,000,000	2016/08/24
27682#	Credit Suisse AG	HKEX European Warrants Nov 2016 E	0.028	218.20 per 100 units	2016/11/29	360,000,000	2016/08/24
12731	BNP Paribas Arbit Issu B.V.	China Life Euro Wts Nov 2018 A	0.250	23.0000	2018/11/02	60,000,000	2016/08/25
12730	BNP Paribas Arbit Issu B.V.	HSI Euro Put Wts Jun 2017 A	0.260	21,500 per 6,000 units	2017/06/29	100,000,000	2016/08/25
12749	Credit Suisse AG	Tencent Holdings European Wts Jun 2017 B	0.250	213.88 per 100 units	2017/06/02	100,000,000	2016/08/25
12750	Credit Suisse AG	Tencent Holdings Euro Put Wts Feb 2017 C	0.150	199.90 per 100 units	2017/02/03	90,000,000	2016/08/25
12734	Goldman Sachs SP (Asia)	Tencent European Wt Dec 2016 I	0.393	230.9800	2016/12/28	50,000,000	2016/08/25
12727	HK Bank	Minsheng Bank European Warrants Feb 2017 A	0.400	9.38 per unit	2017/02/28	50,000,000	2016/08/25
12728	HK Bank	HSCEI European Put Warrants Mar 2017 B	0.250	9,688 per 4,000 units	2017/03/30	180,000,000	2016/08/25
12725	HK Bank	HSI European Put Warrants Feb 2017 E	0.180	22,888 per 9,500 units	2017/02/27	180,000,000	2016/08/25
12738	HK Bank	Tencent European Warrants Dec 2016 E	0.560	227.8000	2016/12/30	40,000,000	2016/08/25
12729	HK Bank	Tencent European Put Warrants Jan 2017 C	0.180	199.90 per 100 units	2017/01/27	100,000,000	2016/08/25
12724	Haitong Int'l Sec	GAC European Warrants Aug 2017 A	0.250	11.8800	2017/08/08	40,000,000	2016/08/25
12723	Haitong Int'l Sec	PetroChina European Warrants Mar 2017 B	0.250	7 per unit	2017/03/31	50,000,000	2016/08/25
12733	Haitong Int'l Sec	Ping An European Warrants Apr 2017 A	0.250	50.0000	2017/04/28	40,000,000	2016/08/25
12721	Haitong Int'l Sec	Tsingtao Brew European Warrants Aug 17 A	0.433	36.8800	2017/08/08	24,000,000	2016/08/25
12756	J P Morgan SP BV	CKH European Warrants Feb 2017 A	0.311	108.8800	2017/02/01	100,000,000	2016/08/25
12737	J P Morgan SP BV	China Life European Put Wts Apr 2017 B	0.250	18.5000	2017/04/28	100,000,000	2016/08/25
12757	J P Morgan SP BV	Ch Overseas European Put Wts May 2017 A	0.251	24.5000	2017/05/05	60,000,000	2016/08/25
12758	J P Morgan SP BV	HSI European Warrants Feb 2017 G	0.187	23,600 per 6,000 units	2017/02/27	300,000,000	2016/08/25
12748	J P Morgan SP BV	HSI European Warrants Jun 2017 A	0.250	25,000 per 6,200 units	2017/06/29	300,000,000	2016/08/25
12763	J P Morgan SP BV	Kingsoft European Warrants May 2017 A	0.222	17.6000	2017/05/29	60,000,000	2016/08/25
12759	J P Morgan SP BV	PCCW European Warrants Mar 2017 A	0.357	5.68 per unit	2017/03/31	30,000,000	2016/08/25
12754	J P Morgan SP BV	Ping An European Warrants Apr 2017 C	0.251	47.0000	2017/04/03	100,000,000	2016/08/25
12762	J P Morgan SP BV	Tencent European Warrants Feb 2017 D	0.348	260.0000	2017/02/28	100,000,000	2016/08/25
12760	J P Morgan SP BV	Tencent European Put Warrants Jun 2017 B	0.252	210 per 100 units	2017/06/02	200,000,000	2016/08/25
12755	J P Morgan SP BV	China Vanke European Put Warrants Apr 17 A	0.251	18.0000	2017/04/03	60,000,000	2016/08/25
12735	Macquarie Bank Ltd.	Kingdee Int'l European Wts Jul 2017 A	0.500	4.18 per unit	2017/07/18	20,000,000	2016/08/25
12741	Macquarie Bank Ltd.	New World Dev European Wts Aug 2017 A	0.250	13.33 per unit	2017/08/02	40,000,000	2016/08/25
12742	SG Issuer	China Life European Warrants Nov 2017 A	0.250	20.8800	2017/11/03	150,000,000	2016/08/25
12745	SG Issuer	HKEX European Warrants Apr 2017 B	0.185	189.88 per 100 units	2017/04/06	200,000,000	2016/08/25
12743	SG Issuer	HSCEI European Warrants Dec 2017 A	0.250	11,000 per 4,000 units	2017/12/28	150,000,000	2016/08/25
12746	SG Issuer	ICBC European Warrants Jun 2017 A	0.250	5.80 per unit	2017/06/05	80,000,000	2016/08/25

Newly listed derivative warrants (continued)

Code	Issuer	Name of issue	Issue prices (HK\$)	Strike level/ Subscription price (HK\$) per 10 units	Subscription/ exercise period	Unit issued on initial listing	Listing date
12747	SG Issuer	Tencent European Warrants Jul 2017 B	0.250	205 per 100 units	2017/07/05	400,000,000	2016/08/25
12753	UBS AG	Geely Auto European Warrants Feb 2017 A	0.443	6.89 per unit	2017/02/21	40,000,000	2016/08/25
12751	UBS AG	Tencent Holdings European Warrants Dec 2016 H	0.290	261.0800	2016/12/23	50,000,000	2016/08/25
12752	UBS AG	Tencent Holdings European Put Warrants Jan 2017 D	0.154	199.90 per 100 units	2017/01/25	200,000,000	2016/08/25
12774	BOCI Asia Ltd.	HKEX European Warrants Dec 2017 A	0.183	212 per 100 units	2017/12/08	200,000,000	2016/08/26
12775	BOCI Asia Ltd.	Ping An European Put Warrants Mar 2017 A	0.165	35.8800	2017/03/03	100,000,000	2016/08/26
12772	BOCI Asia Ltd.	Tencent Holdings European Wts Feb 2017 D	0.520	245.8800	2017/02/02	200,000,000	2016/08/26
12770	BOCI Asia Ltd.	Tencent Holdings European Wts Jun 2017 C	0.250	205.88 per 100 units	2017/06/30	200,000,000	2016/08/26
12771	BOCI Asia Ltd.	Tencent Holdings European Wts Sep 2017 C	0.250	220 per 100 units	2017/09/29	200,000,000	2016/08/26
12773	BOCI Asia Ltd.	Tencent Holdings European Put Wts Feb 2017 E	0.165	200 per 100 units	2017/02/03	100,000,000	2016/08/26
12794	BNP Paribas Arbit Issu B.V.	AAC Acoustic Euro Wts Sep18A	0.250	100 per 100 units	2018/09/04	100,000,000	2016/08/26
12778	Credit Suisse AG	CC Bank European Warrants Mar 2017 A	0.250	6.58 per unit	2017/03/03	50,000,000	2016/08/26
12777	Credit Suisse AG	Geely Auto European Warrants Mar 2017 A	0.450	6.98 per unit	2017/03/03	40,000,000	2016/08/26
12776	Credit Suisse AG	PCCW European Warrants Mar 2017 A	0.250	5.78 per unit	2017/03/03	40,000,000	2016/08/26
12792	Credit Suisse AG	Ping An European Warrants Apr 2017 A	0.250	49.0800	2017/04/03	80,000,000	2016/08/26
12789	J P Morgan SP BV	China Life European Warrants Jan 2017 A	0.351	22.60 per unit	2017/01/04	80,000,000	2016/08/26
12790	J P Morgan SP BV	Dongfeng Motor European Wts Sep 2017 A	0.153	10.2000	2017/09/29	100,000,000	2016/08/26
12787	J P Morgan SP BV	Lenovo European Warrants Feb 2017 B	0.190	6.68 per unit	2017/02/02	60,000,000	2016/08/26
12769	Macquarie Bank Ltd.	Tencent European Warrants Jan 2018 A	0.371	388.8800	2018/01/02	27,000,000	2016/08/26
12779	SG Issuer	BOCHK European Warrants Jun 2017 A	0.250	26.8800	2017/06/05	50,000,000	2016/08/26
12780	SG Issuer	CITIC Sec European Warrants May 2017 A	0.250	18.8800	2017/05/05	60,000,000	2016/08/26
12764	SG Issuer	Galaxy Ent European Warrants Feb 2017 B	0.240	28.8000	2017/02/03	80,000,000	2016/08/26
12781	SG Issuer	Haitong Sec European Warrants Sep 2017 A	0.160	16.8800	2017/09/05	70,000,000	2016/08/26
12782	SG Issuer	Lenovo European Warrants May 2017 A	0.620	5.58 per unit	2017/05/05	20,000,000	2016/08/26
12768	SG Issuer	Sands China European Warrants Feb 2017 A	0.255	33.8800	2017/02/03	80,000,000	2016/08/26
12783	SG Issuer	Tencent European Warrants Mar 2017 D	0.335	268.8800	2017/03/03	35,000,000	2016/08/26
12784	SG Issuer	Tencent European Put Warrants Apr 2017 C	0.250	210 per 100 units	2017/04/06	400,000,000	2016/08/26
12818	BNP Paribas Arbit Issu B.V.	BOCL European Wts Apr 2017 B	0.250	3.58 per unit	2017/04/05	50,000,000	2016/08/29
12815	BNP Paribas Arbit Issu B.V.	CC Bank Euro Wts Apr 2017 A	0.250	6.58 per unit	2017/04/05	50,000,000	2016/08/29
12819	BNP Paribas Arbit Issu B.V.	Minsheng Bk Euro Wt Apr 2017 A	0.290	9.68 per unit	2017/04/05	40,000,000	2016/08/29
12817	BNP Paribas Arbit Issu B.V.	ICBC European Wts Mar 2017 A	0.250	5.38 per unit	2017/03/02	50,000,000	2016/08/29
12821	Credit Suisse AG	CKH Holdings European Warrants Mar 2017 B	0.360	109.8800	2017/03/03	40,000,000	2016/08/29
12811	HK Bank	Agricultural Bank European Warrants Jul 2017 A	0.250	3.38 per unit	2017/07/31	80,000,000	2016/08/29
12810	HK Bank	Geely Auto European Warrants Feb 2017 A	0.610	6.48 per unit	2017/02/28	40,000,000	2016/08/29
12800	Haitong Int'l Sec	China Mobile European Warrants Mar 2017A	0.250	116.8800	2017/03/30	40,000,000	2016/08/29
12801	Haitong Int'l Sec	China Taiping European Warrants Mar 17 A	0.250	18.8000	2017/03/30	40,000,000	2016/08/29
12795	Haitong Int'l Sec	HKEX European Warrants Jun 2017 A	0.150	208 per 100 units	2017/06/09	68,000,000	2016/08/29
12802	Haitong Int'l Sec	PICC Group European Warrants Jun 2017 A	0.372	3.88 per unit	2017/06/28	30,000,000	2016/08/29
12798	Haitong Int'l Sec	Tencent European Put Warrants Jan 2017 B	0.150	199.90 per 100 units	2017/01/27	68,000,000	2016/08/29
12799	Haitong Int'l Sec	Xinyi Glass European Warrants Aug 2018 A	0.250	7.0000	2018/08/08	40,000,000	2016/08/29
12839	J P Morgan SP BV	Ch State Con European Warrants Dec 2017 A	0.150	11.6800	2017/12/19	80,000,000	2016/08/29
12837	J P Morgan SP BV	Tencent European Warrants Sep 2017 C	0.252	220 per 100 units	2017/09/01	200,000,000	2016/08/29
12812	Macquarie Bank Ltd.	CEB Bank European Warrants Aug 2017 A	0.500	4.88 per unit	2017/08/15	20,000,000	2016/08/29

Newly listed derivative warrants (continued)

Code	Issuer	Name of issue	Issue prices (HK\$)	Strike level/ Subscription price (HK\$) per 10 units	Subscription/ exercise period	Unit issued on initial listing	Listing date
12809	Macquarie Bank Ltd.	Goldwind European Warrants Jun 2017 A	0.250	15.8800	2017/06/16	40,000,000	2016/08/29
12826	SG Issuer	CKH European Put Warrants Mar 2017 B	0.395	88.8800	2017/03/03	30,000,000	2016/08/29
12825	SG Issuer	China Life European Warrants Jun 2017 B	0.250	18.2800	2017/06/05	150,000,000	2016/08/29
12803	SG Issuer	China Overseas European Warrants Mar 2017 A	0.260	26.8800	2017/03/03	40,000,000	2016/08/29
12805	SG Issuer	China Overseas European Put Warrants Apr 2017 B	0.250	25.5000	2017/04/06	40,000,000	2016/08/29
12829	SG Issuer	HSBC European Warrants May 2017 A	0.150	62.3800	2017/05/05	100,000,000	2016/08/29
12827	SG Issuer	HSCEI European Warrants Sep 2017 A	0.165	10,500 per 4,000 units	2017/09/28	150,000,000	2016/08/29
12828	SG Issuer	HSI European Warrants Feb 2017 D	0.180	23,500 per 6,000 units	2017/02/27	150,000,000	2016/08/29
12831	SG Issuer	Huaneng Power European Warrants Mar 2017 A	0.570	5.08 per unit	2017/03/03	20,000,000	2016/08/29
12808	SG Issuer	Ping An European Warrants Apr 2017 A	0.250	48.8800	2017/04/06	120,000,000	2016/08/29
12834	SG Issuer	Stanchart European Warrants Mar 2017 A	0.550	68.8800	2017/03/03	20,000,000	2016/08/29
12813	UBS AG	China Mobile European Put Warrants Jan 2017 B	0.263	84.2300	2017/01/25	100,000,000	2016/08/29
12835	UBS AG	Kingsoft European Warrants Mar 2017 A	0.251	17.6800	2017/03/31	100,000,000	2016/08/29
27262#	J P Morgan SP BV	China Life European Warrants Dec 2016 B	0.042	21.2800	2016/12/30	250,000,000	2016/08/29
12850	BOCI Asia Ltd.	China Life European Put Warrants Jan 2017 A	0.150	18.3800	2017/01/05	100,000,000	2016/08/30
12848	BOCI Asia Ltd.	CNOOC European Warrants Mar 2017 A	0.463	11.28 per unit	2017/03/02	100,000,000	2016/08/30
12845	BOCI Asia Ltd.	Sinopec Corp European Warrants Mar 2017 A	0.414	6 per unit	2017/03/06	100,000,000	2016/08/30
12843	BOCI Asia Ltd.	Galaxy Ent European Warrants Mar 2017 B	0.251	28.2800	2017/03/06	100,000,000	2016/08/30
12844	BOCI Asia Ltd.	Galaxy Ent European Put Warrants Mar 2017 C	0.250	25.0000	2017/03/13	100,000,000	2016/08/30
12842	BOCI Asia Ltd.	HSBC European Put Warrants Mar 2017 A	0.269	51.3800	2017/03/20	100,000,000	2016/08/30
12847	BOCI Asia Ltd.	PetroChina European Warrants Mar 2017 A	0.306	5.88 per unit	2017/03/03	100,000,000	2016/08/30
12851	BOCI Asia Ltd.	Sands China European Warrants Mar 2017 B	0.250	32.8800	2017/03/03	100,000,000	2016/08/30
12849	BOCI Asia Ltd.	Sands China European Put Wts Mar 2017 A	0.266	28.8800	2017/03/10	100,000,000	2016/08/30
12869	Credit Suisse AG	HSBC European Wts Mar 2017 A	0.250	59.0800	2017/03/03	100,000,000	2016/08/30
12853	HK Bank	Agricultural Bank European Warrants Jul 2017 B	0.150	3.71 per unit	2017/07/26	80,000,000	2016/08/30
12854	HK Bank	HKEX European Put Warrants Sep 2017 A	0.150	168.80 per 100 units	2017/09/25	150,000,000	2016/08/30
12872	J P Morgan SP BV	Car Inc European Warrants Jun 2018 A	0.251	8.0000	2018/06/29	60,000,000	2016/08/30
12873	J P Morgan SP BV	CRRCC Times European Warrants Mar 2017 A	0.467	46.8800	2017/03/02	50,000,000	2016/08/30
12859	Macquarie Bank Ltd.	Anhui Conch European Wts Apr 2017 A	0.334	23.6800	2017/04/05	30,000,000	2016/08/30
12856	Macquarie Bank Ltd.	China Overseas European Wts Nov 2017 A	0.250	34.6800	2017/11/02	40,000,000	2016/08/30
12857	Macquarie Bank Ltd.	CPIC European Warrants Apr 2017 A	0.250	33.3300	2017/04/05	40,000,000	2016/08/30
12860	Macquarie Bank Ltd.	ICBC European Put Warrants Aug 2017 A	0.283	3.88 per unit	2017/08/02	36,000,000	2016/08/30
12855	Macquarie Bank Ltd.	Tencent European Warrants Jul 2018 A	0.250	488.8800	2018/07/04	40,000,000	2016/08/30
12861	SG Issuer	AGBK European Warrants Aug 2017 A	0.150	3.70 per unit	2017/08/03	80,000,000	2016/08/30
12864	SG Issuer	BOCL European Warrants Sep 2017 A	0.250	4 per unit	2017/09/05	80,000,000	2016/08/30
12865	SG Issuer	BOCL European Put Warrants Mar 2017 B	0.200	3.20 per unit	2017/03/03	80,000,000	2016/08/30
12840	SG Issuer	Kingsoft European Warrants Jul 2017 A	0.250	19.3800	2017/07/05	40,000,000	2016/08/30
12866	SG Issuer	Tencent European Warrants Mar 2017 E	0.250	200 per 100 units	2017/03/03	400,000,000	2016/08/30
12841	SG Issuer	Tencent European Warrants May 2017 A	0.250	208.88 per 100 units	2017/05/05	400,000,000	2016/08/30
12868	SG Issuer	Tencent European Warrants Aug 2017 B	0.250	220 per 100 units	2017/08/03	400,000,000	2016/08/30
12870	UBS AG	China Life European Warrants Jul 2017 A	0.169	19.3000	2017/07/26	100,000,000	2016/08/30
12871	UBS AG	Link REIT European Warrants Feb 2017 A	0.156	64.9300	2017/02/10	70,000,000	2016/08/30
12881	Credit Suisse AG	Kingsoft European Warrants May 2017 A	0.250	18.3800	2017/05/02	50,000,000	2016/08/31

Newly listed derivative warrants (continued)

Code	Issuer	Name of issue	Issue prices (HK\$)	Strike level/ Subscription price (HK\$) per 10 units	Subscription/ exercise period	Unit issued on initial listing	Listing date
12878	Credit Suisse AG	Link REIT European Warrants Mar 2017 A	0.250	62.6800	2017/03/03	40,000,000	2016/08/31
12875	Bank of East Asia	R&F Ppt European Warrants Sep 2017 A	0.250	14.2800	2017/09/07	40,000,000	2016/08/31
12876	Bank of East Asia	Tencent Holdings European Wts Oct 2017 A	0.250	228 per 100 units	2017/10/20	40,000,000	2016/08/31
12884	J P Morgan SP BV	Agricultural Bk Euro Warrants Aug 2017 A	0.151	3.70 per unit	2017/08/01	100,000,000	2016/08/31
12887	J P Morgan SP BV	Shenzhen Intl European Warrants Mar 2017A	0.715	58.8800	2017/03/02	40,000,000	2016/08/31
12874	Macquarie Bank Ltd.	CNBM European Warrants May 2017 A	0.500	4.88 per unit	2017/05/04	20,000,000	2016/08/31
12882	Macquarie Bank Ltd.	Ch State Con European Wts Jan 2018 A	0.250	11.0000	2018/01/03	40,000,000	2016/08/31
12877	Macquarie Bank Ltd.	China Vanke European Put Wts Apr17B	0.250	15.6800	2017/04/05	40,000,000	2016/08/31
11582#	J P Morgan SP BV	HSI European Put Warrants Jan 2017 D	0.076	22,000 per 10,500 units	2017/01/26	300,000,000	2016/08/31
12891	BNP Paribas Arbit Issu B.V.	Ping An European Wt Mar 2017 A	0.250	43.0000	2017/03/02	60,000,000	2016/09/01
12889	BNP Paribas Arbit Issu B.V.	Tencent Hldgs Eu Wt Oct 2017 A	0.240	205.10 per 100 units	2017/10/03	100,000,000	2016/09/01
12892	Credit Suisse AG	Car Inc European Warrants Dec 2017 A	0.250	8.0800	2017/12/29	40,000,000	2016/09/01
12896	Credit Suisse AG	CKP European Warrants Mar 2017 A	0.250	62.8800	2017/03/03	40,000,000	2016/09/01
12894	Credit Suisse AG	CRCC European Warrants Jul 2017 A	0.150	10.8900	2017/07/05	70,000,000	2016/09/01
12895	Credit Suisse AG	China Tel European Warrants Mar 2017 A	0.250	4.58 per unit	2017/03/03	40,000,000	2016/09/01
12901	J P Morgan SP BV	Galaxy Ent European Warrants Apr 2017 A	0.160	29.9000	2017/04/03	100,000,000	2016/09/01
12898	J P Morgan SP BV	China Mengniu European Wts Sep 2017 A	0.251	16.5000	2017/09/04	60,000,000	2016/09/01
12888	Macquarie Bank Ltd.	Xinyi Solar European Warrants Jul 17 A	0.500	4.88 per unit	2017/07/18	20,000,000	2016/09/01
12919	Credit Suisse AG	Tencent Holdings European Wts Mar 2017 B	0.680	229.8800	2017/03/03	50,000,000	2016/09/02
12913	Goldman Sachs SP (Asia)	Ping An European Wts Mar 2017 A	0.250	44.8800	2017/03/28	80,000,000	2016/09/02
12914	Goldman Sachs SP (Asia)	Tencent European Put Wt Jan 2017 D	0.150	199.90 per 100 units	2017/01/25	100,000,000	2016/09/02
12906	HK Bank	AIA European Warrants Jan 2017 A	0.150	53.0500	2017/01/27	80,000,000	2016/09/02
12910	HK Bank	Sinopec Corp European Warrants Mar 2017 A	0.400	5.68 per unit	2017/03/01	50,000,000	2016/09/02
12908	HK Bank	Lenovo European Warrants Mar 2017 A	0.400	5.50 per unit	2017/03/01	50,000,000	2016/09/02
12904	Macquarie Bank Ltd.	Car Inc European Warrants May 2018 A	0.252	8.8800	2018/05/18	40,000,000	2016/09/02
12912	Macquarie Bank Ltd.	China Life European Put Warrants Apr17B	1.113	16.88 per unit	2017/04/05	9,000,000	2016/09/02
12905	Macquarie Bank Ltd.	Galaxy Ent European Put Wts Apr 2017 A	0.250	23.8800	2017/04/05	40,000,000	2016/09/02
12902	SG Issuer	Anhui Conch European Warrants Apr 2017 A	0.250	23.8800	2017/04/06	40,000,000	2016/09/02
12915	SG Issuer	China Life European Put Warrants May 2017 A	0.170	18.5000	2017/05/05	150,000,000	2016/09/02
12917	SG Issuer	HSCEI European Put Warrants Mar 2017 B	0.200	9,688 per 4,000 units	2017/03/30	150,000,000	2016/09/02
12903	SG Issuer	Link REIT European Warrants May 2017 A	0.335	59.8800	2017/05/05	30,000,000	2016/09/02
12918	SG Issuer	Wynn European Warrants Sep 2017 A	0.250	12.0000	2017/09/05	60,000,000	2016/09/02
12923	BOCI Asia Ltd.	CGS European Warrants Aug 2018 A	0.186	8.0800	2018/08/02	100,000,000	2016/09/05
12924	BOCI Asia Ltd.	CM Bank European Warrants Jun 2017 A	0.180	20.0000	2017/06/02	100,000,000	2016/09/05
12920	BOCI Asia Ltd.	Ch Overseas European Warrants Jul 2017 A	0.253	27.2800	2017/07/31	100,000,000	2016/09/05
12921	BOCI Asia Ltd.	Chi Res Land European Warrants Mar 2017 A	0.186	22.8800	2017/03/02	100,000,000	2016/09/05
12922	BOCI Asia Ltd.	Haitong Sec European Warrants Mar 2017 A	0.151	15.1800	2017/03/02	100,000,000	2016/09/05
12925	BOCI Asia Ltd.	Ping An European Warrants Apr 2017 A	0.250	43.8800	2017/04/03	200,000,000	2016/09/05
12926	BNP Paribas Arbit Issu B.V.	China Overseas Eu Wt Dec 2017A	0.250	30.0000	2017/12/04	40,000,000	2016/09/05
12939	Haitong Int'l Sec	China Life European Warrants Dec 2016 B	0.150	19.1800	2016/12/30	68,000,000	2016/09/05
12942	Haitong Int'l Sec	China Life European Warrants Oct 2018 A	0.250	23.0500	2018/10/26	68,000,000	2016/09/05
12936	Haitong Int'l Sec	Sinopec Corp European Wts Mar 2017 B	0.250	6.39 per unit	2017/03/06	40,000,000	2016/09/05
12935	Haitong Int'l Sec	Sinopec Corp European Wts Oct 2017 A	0.259	7 per unit	2017/10/31	40,000,000	2016/09/05

Newly listed derivative warrants (continued)

Code	Issuer	Name of issue	Issue prices (HK\$)	Strike level/ Subscription price (HK\$) per 10 units	Subscription/ exercise period	Unit issued on initial listing	Listing date
12937	Haitong Int'l Sec	Tencent European Warrants Dec 2016 B	0.289	230.9800	2016/12/28	35,000,000	2016/09/05
12938	Haitong Int'l Sec	Tencent European Put Warrants Mar 2018 A	0.250	175 per 100 units	2018/03/27	50,000,000	2016/09/05
12943	Haitong Int'l Sec	CRRC Times European Warrants Mar 2017 A	0.268	47.5000	2017/03/08	40,000,000	2016/09/05
12944	J P Morgan SP BV	AAC Acoustic European Warrants Mar 2018 A	0.252	102.88 per 100 units	2018/03/05	100,000,000	2016/09/05
12945	J P Morgan SP BV	Li Ning European Warrants Apr 2018 A	0.150	5.8800	2018/04/16	100,000,000	2016/09/05
12927	Macquarie Bank Ltd.	Kingsoft European Warrants Apr 2017 A	0.295	14.8800	2017/04/05	34,000,000	2016/09/05
12928	SG Issuer	Fosun Intl European Warrants Dec 2017 A	0.185	12.0000	2017/12/05	80,000,000	2016/09/05
12931	SG Issuer	HSBC European Warrants Oct 2017 A	0.250	66.8800	2017/10/06	100,000,000	2016/09/05
12934	SG Issuer	PetroChina European Put Warrants Apr 2017 A	0.310	4.75 per unit	2017/04/06	60,000,000	2016/09/05
12954	Credit Suisse AG	AAC Acoustic European Warrants Oct 2017 A	0.250	99.88 per 100 units	2017/10/10	70,000,000	2016/09/06
12955	J P Morgan SP BV	A50 China European Warrants Mar 2017 B	0.153	12.28 per unit	2017/03/02	100,000,000	2016/09/06
12957	J P Morgan SP BV	HSBC European Put Warrants Apr 2017 A	0.303	52.0000	2017/04/03	100,000,000	2016/09/06
12959	J P Morgan SP BV	HSI European Put Warrants Mar 2017 D	0.250	23,400 per 9,000 units	2017/03/30	300,000,000	2016/09/06
12958	J P Morgan SP BV	HSI European Put Warrants Apr 2017 B	0.150	21,700 per 6,000 units	2017/04/27	500,000,000	2016/09/06
12956	J P Morgan SP BV	China Vanke European Warrants Apr 2017 B	0.250	22.8800	2017/04/05	100,000,000	2016/09/06
12946	Macquarie Bank Ltd.	BankComm European Warrants Sep 2017 A	0.250	7.68 per unit	2017/09/04	40,000,000	2016/09/06
12947	Macquarie Bank Ltd.	SMIC European Warrants Oct 2018 A	0.250	1.28 per unit	2018/10/16	40,000,000	2016/09/06
12948	Macquarie Bank Ltd.	Tencent European Put Wts Apr 2017 A	1.754	195.8800	2017/04/05	10,000,000	2016/09/06
12949	SG Issuer	CSOP A50 ETF European Warrants Mar 2017 B	0.550	12 per unit	2017/03/03	30,000,000	2016/09/06
12950	SG Issuer	A50 China European Warrants Mar 2017 B	0.510	10.80 per unit	2017/03/03	30,000,000	2016/09/06
12951	SG Issuer	A50 China European Put Warrants Feb 2017 B	0.150	10.8800	2017/02/03	300,000,000	2016/09/06
12953	SG Issuer	HKEX European Put Warrants Oct 2017 A	0.150	168.88 per 100 units	2017/10/06	200,000,000	2016/09/06
12963	BNP Paribas Arbit Issu B.V.	BOCL European Wts Sep 2018 A	0.250	4.20 per unit	2018/09/04	50,000,000	2016/09/07
12961	BNP Paribas Arbit Issu B.V.	CC Bank Euro Wts Dec 2017 B	0.250	7.50 per unit	2017/12/04	50,000,000	2016/09/07
12966	BNP Paribas Arbit Issu B.V.	HSBC European Wts Dec 2017 B	0.250	68.0000	2017/12/04	50,000,000	2016/09/07
12962	BNP Paribas Arbit Issu B.V.	ICBC European Wts Dec 2017 B	0.250	6.28 per unit	2017/12/04	50,000,000	2016/09/07
10416	BNP Paribas Arbit Issu B.V.	Oil Futures Euro Wt May 2017 A	0.250	52 per 300 units	2017/05/18	50,000,000	2016/09/07
10417	BNP Paribas Arbit Issu B.V.	Oil Futures Eu Put Wt May 17 B	0.250	48 per 300 units	2017/05/18	50,000,000	2016/09/07
12964	BNP Paribas Arbit Issu B.V.	Ping An European Wt May 2017 A	0.170	50.0000	2017/05/04	60,000,000	2016/09/07
12988	Credit Suisse AG	China Railway European Warrants Mar 2017A	0.480	6.88 per unit	2017/03/07	30,000,000	2016/09/07
12991	Credit Suisse AG	HSBC European Wts Apr 2017 B	0.250	65.8800	2017/04/05	100,000,000	2016/09/07
12985	Credit Suisse AG	HSBC European Put Warrants Mar 2017 B	0.250	51.2800	2017/03/31	40,000,000	2016/09/07
12990	Credit Suisse AG	Sunny Optical European Warrants Mar 2017A	0.520	49.3800	2017/03/07	30,000,000	2016/09/07
12969	Haitong Int'l Sec	Chi Res Power European Warrants Jun 17 A	0.250	16.0000	2017/06/30	40,000,000	2016/09/07
12970	Haitong Int'l Sec	CSPC Pharma European Warrants Jun 2018 A	0.250	9.0000	2018/06/28	40,000,000	2016/09/07
12967	Haitong Int'l Sec	Galaxy Ent European Warrants Jan 2017 B	0.181	27.0500	2017/01/20	68,000,000	2016/09/07
12968	Haitong Int'l Sec	HKEX European Warrants Aug 2017 A	0.150	200.20 per 100 units	2017/08/29	68,000,000	2016/09/07
12971	Haitong Int'l Sec	Ping An European Warrants Mar 2017 A	0.185	45.3800	2017/03/29	68,000,000	2016/09/07
12983	J P Morgan SP BV	CGN Power European Warrants Apr 2017 A	0.270	2.58 per unit	2017/04/05	60,000,000	2016/09/07
12972	Macquarie Bank Ltd.	BYD European Warrants May 2017 A	0.417	88.8800	2017/05/04	24,000,000	2016/09/07
12975	Macquarie Bank Ltd.	Sands China European Wts Apr 2017 C	1.243	38.88 per unit	2017/04/05	9,000,000	2016/09/07
12973	Macquarie Bank Ltd.	China Vanke European Warrants May 17 A	0.250	25.8800	2017/05/04	40,000,000	2016/09/07
12960	SG Issuer	AAC Tech European Warrants Dec 2017 A	0.250	98.88 per 100 units	2017/12/05	60,000,000	2016/09/07

Newly listed derivative warrants (continued)

Code	Issuer	Name of issue	Issue prices (HK\$)	Strike level/ Subscription price (HK\$) per 10 units	Subscription/ exercise period	Unit issued on initial listing	Listing date
12976	SG Issuer	PICC P&C European Warrants Apr 2017 A	1.000	14.88 per unit	2017/04/06	10,000,000	2016/09/07
12981	UBS AG	Galaxy Ent European Warrants Mar 2017 A	0.150	29.9300	2017/03/23	70,000,000	2016/09/07
12979	UBS AG	HSBC European Warrants Jun 2017 A	0.164	63.9300	2017/06/02	100,000,000	2016/09/07
12980	UBS AG	HSBC European Put Warrants Feb 2017 A	0.150	49.9500	2017/02/13	100,000,000	2016/09/07
12996	BOCI Asia Ltd.	China Life European Warrants Aug 2017 A	0.166	19.2800	2017/08/02	200,000,000	2016/09/08
12992	BOCI Asia Ltd.	HSBC European Warrants Apr 2017 A	0.250	63.8800	2017/04/05	200,000,000	2016/09/08
12995	BOCI Asia Ltd.	HSBC European Put Warrants Apr 2017 B	0.400	54.8800	2017/04/05	200,000,000	2016/09/08
13009	BNP Paribas Arbit Issu B.V.	HKEX European Wts Mar 2018 A	0.180	218.88 per 100 units	2018/03/02	70,000,000	2016/09/08
13022	BNP Paribas Arbit Issu B.V.	HSBC European Wts Mar 2018 A	0.250	70.8000	2018/03/02	50,000,000	2016/09/08
13019	BNP Paribas Arbit Issu B.V.	HSI European Wts Mar 2017 D	0.150	24,100 per 6,200 units	2017/03/30	100,000,000	2016/09/08
13018	BNP Paribas Arbit Issu B.V.	HSI Euro Put Wts May 2017 B	0.250	22,800 per 6,000 units	2017/05/29	100,000,000	2016/09/08
13017	BNP Paribas Arbit Issu B.V.	Sunny Optical Euro Wts Apr17A	0.530	50.0000	2017/04/05	40,000,000	2016/09/08
13010	BNP Paribas Arbit Issu B.V.	Tencent Hldgs Eu Wt Dec 2018 A	0.250	238 per 100 units	2018/12/04	70,000,000	2016/09/08
13049	Credit Suisse AG	HSBC European Wts Mar 2017 D	0.250	69.0800	2017/03/31	100,000,000	2016/09/08
13048	Credit Suisse AG	HSBC European Put Warrants Apr 2017 D	0.280	54.0800	2017/04/03	40,000,000	2016/09/08
13043	Credit Suisse AG	PetroChina European Warrants Mar 2017 A	0.250	5.72 per unit	2017/03/08	40,000,000	2016/09/08
13044	Credit Suisse AG	Ping An European Warrants Mar 2017 B	0.250	45.2800	2017/03/08	80,000,000	2016/09/08
13001	Goldman Sachs SP (Asia)	CSOP A50 ETF Euro Wts Mar 2017 A	0.250	13.38 per unit	2017/03/30	60,000,000	2016/09/08
13000	Goldman Sachs SP (Asia)	HSBC European Warrants Apr 2017 A	0.250	64.8800	2017/04/28	80,000,000	2016/09/08
13046	Goldman Sachs SP (Asia)	HSI European Put Wts Mar 2017 C	0.164	23,168 per 9,000 units	2017/03/30	200,000,000	2016/09/08
13006	Goldman Sachs Sp (Asia)	ICBC European Warrants May 2017 A	0.250	5.48 per unit	2017/05/31	60,000,000	2016/09/08
13055	J P Morgan SP BV	BOCL European Warrants May 2017 C	0.151	4.08 per unit	2017/05/17	100,000,000	2016/09/08
13054	J P Morgan SP BV	CSOP A50 ETF European Warrants Apr 2017 A	0.255	13.18 per unit	2017/04/03	100,000,000	2016/09/08
13050	J P Morgan SP BV	HSBC European Warrants Apr 2017 B	0.252	66.0000	2017/04/03	100,000,000	2016/09/08
13052	J P Morgan SP BV	HSBC European Warrants Aug 2017 A	0.254	68.8800	2017/08/04	100,000,000	2016/09/08
13053	J P Morgan SP BV	Sands China European Put Wts Apr 2017 C	0.251	29.2900	2017/04/05	100,000,000	2016/09/08
13008	Macquarie Bank Ltd.	China Taiping European Wts Apr 2017 A	0.261	18.8800	2017/04/05	39,000,000	2016/09/08
13026	Macquarie Bank Ltd.	HSBC European Warrants Apr 2017 B	0.250	65.5000	2017/04/05	40,000,000	2016/09/08
13024	Macquarie Bank Ltd.	HSBC European Put Warrants Apr 2017 A	0.250	49.6800	2017/04/05	40,000,000	2016/09/08
13007	Macquarie Bank Ltd.	Kingsoft European Warrants Feb 2018 A	0.250	22.8800	2018/02/02	40,000,000	2016/09/08
12999	Macquarie Bank Ltd.	Tencent European Warrants Apr 2019 A	0.250	288.88 per 100 units	2019/04/02	40,000,000	2016/09/08
13032	SG Issuer	Ch Mob European Warrants Mar 2017 C	0.220	108.8800	2017/03/03	80,000,000	2016/09/08
13031	SG Issuer	Ch Mob European Warrants Apr 2017 B	0.520	100.0000	2017/04/06	80,000,000	2016/09/08
13033	SG Issuer	HSBC European Warrants Apr 2017 D	0.250	65.8800	2017/04/06	100,000,000	2016/09/08
13037	SG Issuer	HSBC European Put Warrants Apr 2017 E	0.250	53.0000	2017/04/06	100,000,000	2016/09/08
13038	SG Issuer	HSBC European Put Warrants Apr 2017 F	0.415	57.0000	2017/04/06	100,000,000	2016/09/08
13040	UBS AG	CNOOC European Warrants Mar 2017 A	0.262	11.38 per unit	2017/03/08	50,000,000	2016/09/08
13039	UBS AG	ICBC European Warrants May 2017 A	0.252	5.88 per unit	2017/05/08	70,000,000	2016/09/08
13080	Credit Suisse AG	Sands China European Warrants Apr 2017 A	0.250	37.0800	2017/04/05	60,000,000	2016/09/09
13083	Goldman Sachs SP (Asia)	Geely Auto European Wts Mar 2017 A	0.386	7.38 per unit	2017/03/31	40,000,000	2016/09/09
13067	HK Bank	China Mobile European Warrants Jan 2017 C	0.300	101.9800	2017/01/23	80,000,000	2016/09/09
13065	HK Bank	Galaxy Ent European Warrants Mar 2017 B	0.250	30.8000	2017/03/30	80,000,000	2016/09/09
13064	HK Bank	HSCEI European Warrants Sep 2017 A	0.150	10,548 per 4,000 units	2017/09/28	180,000,000	2016/09/09

Newly listed derivative warrants (continued)

Code	Issuer	Name of issue	Issue prices (HK\$)	Strike level/ Subscription price (HK\$) per 10 units	Subscription/ exercise period	Unit issued on initial listing	Listing date
13066	HK Bank	Sands China European Warrants Mar 2017 B	0.250	35.8800	2017/03/30	80,000,000	2016/09/09
13061	Haitong Int'l Sec	HKEX European Warrants Feb 2018 A	0.164	218.98 per 100 units	2018/02/27	68,000,000	2016/09/09
13059	Haitong Int'l Sec	HSBC European Warrants Apr 2017 A	0.250	69.1800	2017/04/10	40,000,000	2016/09/09
13060	Haitong Int'l Sec	HSBC European Put Warrants Apr 2017 B	0.270	50.8800	2017/04/10	40,000,000	2016/09/09
13062	Haitong Int'l Sec	ICBC European Warrants Apr 2017 A	0.250	5.68 per unit	2017/04/18	40,000,000	2016/09/09
13063	Haitong Int'l Sec	Ping An European Warrants Mar 2017 B	0.150	49.1280	2017/03/28	68,000,000	2016/09/09
13090	J P Morgan SP BV	CITIC Bank European Warrants Apr 2017 A	0.253	5.88 per unit	2017/04/05	100,000,000	2016/09/09
13087	J P Morgan SP BV	CNOOC European Warrants Feb 2017 A	0.278	11.28 per unit	2017/02/28	100,000,000	2016/09/09
13092	J P Morgan SP BV	GF Sec European Warrants Feb 2017 A	0.150	19.3000	2017/02/02	70,000,000	2016/09/09
13086	J P Morgan SP BV	HSBC European Put Warrants May 2017 A	0.368	55.0000	2017/05/02	100,000,000	2016/09/09
13084	J P Morgan SP BV	HSCEI European Wts Sep 2017 A	0.152	10,500 per 4,000 units	2017/09/28	200,000,000	2016/09/09
13091	J P Morgan SP BV	HTSC European Warrants Mar 2017 A	0.184	19.0000	2017/03/31	60,000,000	2016/09/09
13085	J P Morgan SP BV	Sands China European Put Wts May 2017 A	0.292	31.3100	2017/05/02	100,000,000	2016/09/09
13089	J P Morgan SP BV	Techtronic European Warrants Jul 2017 A	0.348	35.8800	2017/07/03	60,000,000	2016/09/09
13056	Macquarie Bank Ltd.	CC Bank European Put Warrants Apr 17 B	0.251	5.20 per unit	2017/04/05	40,000,000	2016/09/09
13081	Macquarie Bank Ltd.	China EB Int'l European Wts Dec 2017 A	0.250	12.5800	2017/12/18	40,000,000	2016/09/09
13071	Macquarie Bank Ltd.	CKH European Warrants Apr 2017 A	0.477	120.8800	2017/04/05	21,000,000	2016/09/09
13082	Macquarie Bank Ltd.	Melco Int'l Dev Euro Wts Feb 2018 A	0.250	11.8800	2018/02/02	40,000,000	2016/09/09
13058	Macquarie Bank Ltd.	PCCW European Warrants Apr 2017 B	0.260	5.68 per unit	2017/04/05	39,000,000	2016/09/09
13068	Macquarie Bank Ltd.	Ping An European Warrants May 2017 B	0.893	56.88 per unit	2017/05/04	12,000,000	2016/09/09
13069	Macquarie Bank Ltd.	Ping An European Put Warrants Jun 17 A	0.250	36.3300	2017/06/02	40,000,000	2016/09/09
13070	Macquarie Bank Ltd.	Yuexiu Property Euro Wts Dec 2017 A	0.250	1.38 per unit	2017/12/14	40,000,000	2016/09/09
13072	SG Issuer	CCB European Warrants May 2017 A	0.250	6.98 per unit	2017/05/05	80,000,000	2016/09/09
13073	SG Issuer	CKH European Warrants Apr 2017 B	0.390	115.0000	2017/04/06	30,000,000	2016/09/09
13075	SG Issuer	HSBC European Warrants May 2017 B	0.250	69.8800	2017/05/05	100,000,000	2016/09/09
13074	SG Issuer	HSI European Warrants May 2017 B	0.150	24,500 per 6,500 units	2017/05/29	150,000,000	2016/09/09
13079	SG Issuer	Ping An European Put Warrants Apr 2017 B	0.315	40.0000	2017/04/06	120,000,000	2016/09/09
12328*	Credit Suisse AG	HSBC European Put Warrants Feb 2017 A	0.067	48.9800	2017/02/27	150,000,000	2016/09/09
13102	BNP Paribas Arbit Issu B.V.	CITIC Sec Euro Wts Dec 2017 A	0.250	21.0000	2017/12/04	40,000,000	2016/09/12
13101	BNP Paribas Arbit Issu B.V.	CKH European Wts Apr 2017 B	0.330	125.0000	2017/04/05	40,000,000	2016/09/12
13104	BNP Paribas Arbit Issu B.V.	Galaxy Ent Euro Wts Dec 2017 A	0.250	35.0000	2017/12/04	50,000,000	2016/09/12
13129	Credit Suisse AG	AIA European Put Warrants Feb 2017 B	0.180	45.9800	2017/02/06	60,000,000	2016/09/12
13136	Credit Suisse AG	BOCL European Warrants May 2017 A	0.190	4.09 per unit	2017/05/24	60,000,000	2016/09/12
13134	Credit Suisse AG	CITIC European Warrants Mar 2017 A	0.500	13.88 per unit	2017/03/13	30,000,000	2016/09/12
13133	Credit Suisse AG	HKEX European Warrants Apr 2017 B	0.430	245.8000	2017/04/06	60,000,000	2016/09/12
13135	Credit Suisse AG	SHK Ppt European Warrants Mar 2017 A	0.280	132.0000	2017/03/02	40,000,000	2016/09/12
13130	Credit Suisse AG	Tencent Holdings European Wts Dec 2016 F	0.290	261.0800	2016/12/30	50,000,000	2016/09/12
13131	Credit Suisse AG	Tencent Holdings European Wts Mar 2017 C	0.340	268.8800	2017/03/02	50,000,000	2016/09/12
13132	Credit Suisse AG	Tencent Holdings Euro Put Wts Apr 2017 D	0.190	209.80 per 100 units	2017/04/05	90,000,000	2016/09/12
13095	Goldman Sachs SP (Asia)	BOCL European Warrants May 2017 B	0.150	4.08 per unit	2017/05/17	80,000,000	2016/09/12
13094	Goldman Sachs SP (Asia)	CKH European Wts Mar 2017 A	0.390	116.8000	2017/03/31	30,000,000	2016/09/12
13096	Goldman Sachs SP (Asia)	Tencent European Wt Jun 2017 B	0.170	213.98 per 100 units	2017/06/08	200,000,000	2016/09/12
13098	HK Bank	HSI European Warrants Mar 2017 D	0.250	24,600 per 6,000 units	2017/03/30	180,000,000	2016/09/12

Newly listed derivative warrants (continued)

Code	Issuer	Name of issue	Issue prices (HK\$)	Strike level/ Subscription price (HK\$) per 10 units	Subscription/ exercise period	Unit issued on initial listing	Listing date
13097	HK Bank	HSI European Warrants Jun 2017 C	0.160	25,118 per 6,200 units	2017/06/29	180,000,000	2016/09/12
13099	HK Bank	HSI European Put Warrants Mar 2017 E	0.150	23,088 per 9,000 units	2017/03/30	180,000,000	2016/09/12
13139	J P Morgan SP BV	HKEX European Warrants Mar 2018 A	0.168	219 per 100 units	2018/03/01	200,000,000	2016/09/12
13107	J P Morgan SP BV	HSI European Put Warrants Apr 2017 C	0.251	24,000 per 9,000 units	2017/04/27	500,000,000	2016/09/12
13140	J P Morgan SP BV	Tencent European Warrants Oct 2017 A	0.182	228.20 per 100 units	2017/10/13	200,000,000	2016/09/12
13105	Macquarie Bank Ltd.	AIA European Warrants Apr 2017 A	0.250	58.8800	2017/04/05	40,000,000	2016/09/12
13106	Macquarie Bank Ltd.	HSBC European Warrants Apr 2017 C	0.250	68.8800	2017/04/05	40,000,000	2016/09/12
13108	SG Issuer	China Life European Warrants Oct 2018 A	0.250	23.8800	2018/10/04	150,000,000	2016/09/12
13093	SG Issuer	HKEX European Warrants Apr 2017 C	0.540	238.8800	2017/04/06	20,000,000	2016/09/12
13114	SG Issuer	HSBC European Warrants Oct 2017 B	0.250	72.8800	2017/10/06	100,000,000	2016/09/12
13109	SG Issuer	HSI European Warrants Apr 2017 A	0.250	25,000 per 6,000 units	2017/04/27	150,000,000	2016/09/12
13113	SG Issuer	HSI European Put Warrants Apr 2017 B	0.250	22,200 per 6,000 units	2017/04/27	150,000,000	2016/09/12
13115	SG Issuer	Tencent European Warrants Oct 2017 C	0.250	228 per 100 units	2017/10/06	400,000,000	2016/09/12
13116	SG Issuer	Tencent European Warrants Dec 2017 A	0.250	238 per 100 units	2017/12/05	400,000,000	2016/09/12
13117	SG Issuer	Tencent European Put Warrants Jul 2017 C	0.250	205 per 100 units	2017/07/05	400,000,000	2016/09/12
13119	UBS AG	China Life European Warrants Jan 2017 A	0.522	22.63 per unit	2017/01/06	30,000,000	2016/09/12
13121	UBS AG	HKEX European Warrants Mar 2017 A	0.495	248.8000	2017/03/13	50,000,000	2016/09/12
13120	UBS AG	HSBC European Warrants Mar 2017 A	0.253	66.8800	2017/03/20	100,000,000	2016/09/12
13126	UBS AG	HSI European Warrants Mar 2017 E	0.254	24,600 per 6,500 units	2017/03/30	300,000,000	2016/09/12
13118	UBS AG	HSI European Put Warrants Mar 2017 D	0.250	23,400 per 10,000 units	2017/03/30	300,000,000	2016/09/12
13123	UBS AG	Tencent Holdings European Warrants Jan 2017 E	0.700	246.0800	2017/01/24	50,000,000	2016/09/12
13122	UBS AG	Tencent Holdings European Put Warrants Mar 2017 B	0.259	215 per 100 units	2017/03/13	200,000,000	2016/09/12
20166 [#]	J P Morgan SP BV	Evergrande European Warrants Jul 2017 A	0.052	6.0800	2017/07/03	200,000,000	2016/09/12
13146	BOCI Asia Ltd.	Agricultural Bk European Wts Jul 2017 A	0.180	3.70 per unit	2017/07/31	100,000,000	2016/09/13
13147	BOCI Asia Ltd.	CKH European Warrants Apr 2017 A	0.419	115.0000	2017/04/07	100,000,000	2016/09/13
13143	BOCI Asia Ltd.	HKEX European Warrants Dec 2017 B	0.250	203.88 per 100 units	2017/12/18	200,000,000	2016/09/13
13144	BOCI Asia Ltd.	HKEX European Put Warrants Dec 2017 C	0.250	185 per 100 units	2017/12/27	200,000,000	2016/09/13
13145	BOCI Asia Ltd.	Tencent Holdings European Wts Oct 2017 A	0.200	228 per 100 units	2017/10/16	200,000,000	2016/09/13
13152	BNP Paribas Arbit Issu B.V.	HSBC Euro Put Wts Apr 2017 B	0.210	52.0000	2017/04/05	50,000,000	2016/09/13
13153	BNP Paribas Arbit Issu B.V.	SHK Ppt Euro Wts May 2017 A	0.360	140.0000	2017/05/04	40,000,000	2016/09/13
13150	BNP Paribas Arbit Issu B.V.	Tencent Hldgs Eu Wt Mar 2018 A	0.250	250 per 100 units	2018/03/02	100,000,000	2016/09/13
13174	Credit Suisse AG	China Cinda European Warrants Apr 2017 A	0.250	3.28 per unit	2017/04/06	40,000,000	2016/09/13
13171	Credit Suisse AG	Fosun Intl European Warrants Nov 2017 A	0.250	13.2800	2017/11/30	50,000,000	2016/09/13
13173	Credit Suisse AG	Geely Auto European Warrants Mar 2017 B	0.590	7.98 per unit	2017/03/13	40,000,000	2016/09/13
13170	Credit Suisse AG	Tencent Holdings European Wts Jul 2017 B	0.250	228.28 per 100 units	2017/07/05	100,000,000	2016/09/13
13172	Credit Suisse AG	CSR Times European Warrants Mar 2017 A	0.400	50.3800	2017/03/13	40,000,000	2016/09/13
13142	Goldman Sachs SP (Asia)	HSI European Warrants Jun 2017 B	0.150	25,028 per 6,200 units	2017/06/29	200,000,000	2016/09/13
13168	Goldman Sachs SP (Asia)	Ping An European Wts Mar 2017 B	0.150	49.1000	2017/03/27	80,000,000	2016/09/13
13169	Goldman Sachs SP (Asia)	Tencent European Wt Dec 2016 J	0.237	261.0800	2016/12/23	50,000,000	2016/09/13
13156	HK Bank	China Life European Warrants Oct 2017 A	0.180	20.9300	2017/10/30	80,000,000	2016/09/13
13155	HK Bank	Foxconn European Warrants Jun 2017 A	0.250	3.18 per unit	2017/06/30	50,000,000	2016/09/13
13158	HK Bank	Tencent European Warrants Jan 2017 D	0.500	245.6800	2017/01/24	50,000,000	2016/09/13
13157	HK Bank	Tencent European Put Warrants Mar 2017 B	0.150	209.80 per 100 units	2017/03/31	80,000,000	2016/09/13

Newly listed derivative warrants (continued)

Code	Issuer	Name of issue	Issue prices (HK\$)	Strike level/ Subscription price (HK\$) per 10 units	Subscription/ exercise period	Unit issued on initial listing	Listing date
13178	J P Morgan SP BV	AIA European Warrants May 2017 A	0.152	59.9000	2017/05/02	100,000,000	2016/09/13
13180	J P Morgan SP BV	BYD European Warrants Apr 2017 A	0.444	68.8800	2017/04/03	60,000,000	2016/09/13
13181	J P Morgan SP BV	Geely Auto European Warrants Jan 2017 A	0.514	8 per unit	2017/01/27	60,000,000	2016/09/13
13176	J P Morgan SP BV	HKEX European Warrants Mar 2017 B	0.797	228.8800	2017/03/31	100,000,000	2016/09/13
13175	J P Morgan SP BV	ICBC European Warrants Jun 2017 A	0.189	5.80 per unit	2017/06/01	100,000,000	2016/09/13
13179	J P Morgan SP BV	Tencent European Warrants Dec 2017 B	0.251	238.88 per 100 units	2017/12/01	200,000,000	2016/09/13
13183	J P Morgan SP BV	Tencent European Put Warrants Apr 2017 B	0.250	220 per 100 units	2017/04/05	200,000,000	2016/09/13
13177	J P Morgan SP BV	Tracker Fund European Put Warrants Jun17A	0.152	22.0000	2017/06/02	80,000,000	2016/09/13
13148	Macquarie Bank Ltd.	Chi Res Land European Wts Oct 2017 A	0.250	28.8800	2017/10/06	40,000,000	2016/09/13
13161	Macquarie Bank Ltd.	Ping An European Warrants Jan 2018 A	1.186	68.88 per unit	2018/01/03	10,000,000	2016/09/13
13163	SG Issuer	HKEX European Warrants Jun 2018 A	0.250	228 per 100 units	2018/06/05	200,000,000	2016/09/13
13162	SG Issuer	HSI European Put Warrants Apr 2017 C	0.250	23,800 per 7,500 units	2017/04/27	150,000,000	2016/09/13
13167	SG Issuer	SHK P European Warrants May 2017 C	0.340	138.8800	2017/05/05	30,000,000	2016/09/13
13166	SG Issuer	Stanchart European Warrants Apr 2017 A	0.500	78.5000	2017/04/06	20,000,000	2016/09/13
13187	UBS AG	China Mobile European Warrants Feb 2017 A	0.270	109.9800	2017/02/24	100,000,000	2016/09/13
13188	UBS AG	Fosun Intl European Warrants Nov 2017 A	0.250	13.6800	2017/11/27	70,000,000	2016/09/13
13184	UBS AG	HKEX European Warrants Mar 2017 B	0.254	268.8000	2017/03/20	50,000,000	2016/09/13
13185	UBS AG	HKEX European Put Warrants Feb 2017 B	0.169	201.68 per 100 units	2017/02/24	100,000,000	2016/09/13
13189	UBS AG	HSI European Warrants May 2017 A	0.250	25,200 per 6,200 units	2017/05/29	300,000,000	2016/09/13
13186	UBS AG	Tencent Holdings European Warrants Jul 2017 A	0.252	229 per 100 units	2017/07/24	300,000,000	2016/09/13
13205	BNP Paribas Arbit Issu B.V.	Geely Auto Euro Wts Apr 2017 A	0.620	8.68 per unit	2017/04/05	30,000,000	2016/09/14
13206	BNP Paribas Arbit Issu B.V.	HSCEI European Wts Dec 2017 A	0.200	11,000 per 4,000 units	2017/12/28	100,000,000	2016/09/14
13202	BNP Paribas Arbit Issu B.V.	HSI European Wts Jun 2017 B	0.170	25,000 per 6,200 units	2017/06/29	100,000,000	2016/09/14
13203	BNP Paribas Arbit Issu B.V.	HSI Euro Put Wts Mar 2017 E	0.250	23,400 per 6,000 units	2017/03/30	100,000,000	2016/09/14
13204	BNP Paribas Arbit Issu B.V.	Tencent Hldgs Eu Wt Aug 2017 A	0.230	220 per 100 units	2017/08/02	100,000,000	2016/09/14
13225	Credit Suisse AG	AIA European Warrants May 2017 A	0.160	59.9300	2017/05/04	70,000,000	2016/09/14
13228	Credit Suisse AG	BYD European Warrants Apr 2017 A	0.650	69.8800	2017/04/03	30,000,000	2016/09/14
13224	Credit Suisse AG	China Life European Warrants Apr 2017 A	0.150	23.1000	2017/04/28	80,000,000	2016/09/14
13222	Credit Suisse AG	HKEX European Put Warrants Mar 2017 C	0.180	201.78 per 100 units	2017/03/03	80,000,000	2016/09/14
13221	Credit Suisse AG	HS H-SHARE European Warrants Mar 2017 B	0.200	115.9800	2017/03/03	70,000,000	2016/09/14
13220	Credit Suisse AG	HSI European Put Warrants Mar 2017 B	0.150	23,200 per 9,000 units	2017/03/30	120,000,000	2016/09/14
13226	Credit Suisse AG	Jiangxi Copper European Wts Apr 2017 A	0.680	11.18 per unit	2017/04/06	30,000,000	2016/09/14
13227	Credit Suisse AG	Ping An European Warrants Jun 2017 B	0.250	55.8800	2017/06/05	80,000,000	2016/09/14
13208	HK Bank	Kingsoft European Warrants Apr 2017 A	0.200	18.4000	2017/04/24	80,000,000	2016/09/14
13191	HK Bank	Tencent European Warrants Jan 2017 E	0.150	218.20 per 100 units	2017/01/27	180,000,000	2016/09/14
13193	HK Bank	Tencent European Warrants Sep 2017 C	0.250	241.80 per 100 units	2017/09/29	180,000,000	2016/09/14
13230	J P Morgan SP BV	China Life European Warrants Nov 2017 A	0.250	21.8800	2017/11/01	200,000,000	2016/09/14
13232	J P Morgan SP BV	China Mob European Wts Apr 2017 B	0.263	108.8800	2017/04/03	100,000,000	2016/09/14
13229	J P Morgan SP BV	Evergrande European Warrants Jan 2018 A	0.150	5.9900	2018/01/10	100,000,000	2016/09/14
13231	J P Morgan SP BV	Ping An European Warrants May 2017 A	0.250	50.5000	2017/05/04	100,000,000	2016/09/14
13190	Macquarie Bank Ltd.	AIA European Put Warrants Mar 2017 A	0.251	46.5500	2017/03/02	40,000,000	2016/09/14
13209	SG Issuer	AGBK European Warrants Apr 2017 A	0.250	3.58 per unit	2017/04/06	80,000,000	2016/09/14
13210	SG Issuer	BOCL European Warrants May 2017 A	0.250	4.15 per unit	2017/05/05	80,000,000	2016/09/14

Newly listed derivative warrants (continued)

Code	Issuer	Name of issue	Issue prices (HK\$)	Strike level/ Subscription price (HK\$) per 10 units	Subscription/ exercise period	Unit issued on initial listing	Listing date
13198	SG Issuer	CCB European Put Warrants Apr 2017 B	0.255	5.50 per unit	2017/04/06	60,000,000	2016/09/14
13199	SG Issuer	China Life European Put Warrants Apr 2017 A	0.250	20.2800	2017/04/06	150,000,000	2016/09/14
13211	SG Issuer	Galaxy Ent European Warrants Aug 2017 A	0.250	35.0000	2017/08/03	80,000,000	2016/09/14
13200	SG Issuer	ICBC European Put Wt Apr 2017 A	0.250	4.68 per unit	2017/04/06	60,000,000	2016/09/14
13212	SG Issuer	PICC P&C European Warrants Aug 2017 A	0.150	16.6800	2017/08/03	70,000,000	2016/09/14
13213	SG Issuer	Ping An European Warrants Jun 2017 B	0.250	53.8800	2017/06/05	120,000,000	2016/09/14
13201	SG Issuer	Tencent European Warrants Feb 2017 E	0.160	218 per 100 units	2017/02/03	400,000,000	2016/09/14
13215	UBS AG	China Life European Warrants May 2017 A	0.150	22.5500	2017/05/29	100,000,000	2016/09/14
13214	UBS AG	Geely Auto European Warrants Mar 2017 A	0.501	8.68 per unit	2017/03/13	40,000,000	2016/09/14
13217	UBS AG	HSCEI European Warrants Dec 2017 A	0.250	11,200 per 4,000 units	2017/12/28	100,000,000	2016/09/14
13218	UBS AG	HSCEI European Put Warrants Mar 2017 A	0.191	9,650 per 4,000 units	2017/03/30	100,000,000	2016/09/14
13216	UBS AG	Ping An European Warrants Apr 2017 B	0.250	52.8800	2017/04/13	100,000,000	2016/09/14
13219	UBS AG	Tencent Holdings European Warrants Feb 2017 C	0.394	269.0800	2017/02/24	50,000,000	2016/09/14
27071#	Credit Suisse AG	HKEX European Warrants Feb 2017 A	0.149	220.20 per 100 units	2017/02/28	100,000,000	2016/09/14
13244	BOCI Asia Ltd.	BOC HK European Warrants Apr 2017 B	0.158	30.0000	2017/04/10	100,000,000	2016/09/15
13245	BOCI Asia Ltd.	BOCL European Warrants May 2017 A	0.250	4.08 per unit	2017/05/22	100,000,000	2016/09/15
13243	BOCI Asia Ltd.	China Life European Warrants May 2017 A	0.150	23.0800	2017/05/02	200,000,000	2016/09/15
13246	BOCI Asia Ltd.	CSOP A50 ETF European Warrants Sep 2018 A	0.150	12.2000	2018/09/21	100,000,000	2016/09/15
13250	BOCI Asia Ltd.	HSCEI European Warrants Dec 2017 A	0.197	11,000 per 4,000 units	2017/12/28	100,000,000	2016/09/15
13248	BOCI Asia Ltd.	HSI European Warrants Apr 2017 A	0.250	25,000 per 6,000 units	2017/04/27	100,000,000	2016/09/15
13249	BOCI Asia Ltd.	HSI European Put Warrants Mar 2017 B	0.150	23,100 per 9,000 units	2017/03/30	100,000,000	2016/09/15
13242	BOCI Asia Ltd.	ICBC European Warrants May 2017 A	0.309	5.50 per unit	2017/05/15	100,000,000	2016/09/15
13247	BOCI Asia Ltd.	Ping An European Warrants May 2017 A	0.250	47.8800	2017/05/05	200,000,000	2016/09/15
13241	BNP Paribas Arbit Issu B.V.	BYD European Wts Apr 2017 A	0.640	70.0000	2017/04/05	30,000,000	2016/09/15
13235	BNP Paribas Arbit Issu B.V.	China Life Euro Wts May 2017 A	0.150	23.1000	2017/05/04	70,000,000	2016/09/15
13238	BNP Paribas Arbit Issu B.V.	China Life Euro Wts Dec 2018 A	0.250	26.0000	2018/12/04	60,000,000	2016/09/15
13266	Credit Suisse AG	China Life European Put Wts Apr 2017 B	0.250	20.3800	2017/04/05	50,000,000	2016/09/15
13269	Credit Suisse AG	GAC European Warrants Sep 2017 A	0.250	13.5800	2017/09/25	40,000,000	2016/09/15
13268	Credit Suisse AG	GCL-Poly Energy European Wts Jun 2017 A	0.250	1.40 per unit	2017/06/30	70,000,000	2016/09/15
13265	J P Morgan SP BV	China Life European Warrants Dec 2017 A	0.251	24.2400	2017/12/29	100,000,000	2016/09/15
13262	J P Morgan SP BV	Galaxy Ent European Warrants Jun 2017 A	0.251	34.5000	2017/06/01	100,000,000	2016/09/15
13260	J P Morgan SP BV	Sands China European Warrants Jul 2017 A	0.251	40.8800	2017/07/03	100,000,000	2016/09/15
13257	Macquarie Bank Ltd.	Geely Auto European Wts Apr 2017 A	0.558	9.38 per unit	2017/04/05	18,000,000	2016/09/15
13254	SG Issuer	China Life European Warrants May 2017 B	0.150	23.1000	2017/05/05	150,000,000	2016/09/15
13252	SG Issuer	China Life European Warrants Jul 2017 A	0.150	22.8800	2017/07/05	150,000,000	2016/09/15
13255	SG Issuer	Tencent European Warrants Jul 2017 D	0.250	229.20 per 100 units	2017/07/05	400,000,000	2016/09/15
13300	BNP Paribas Arbit Issu B.V.	AIA European Wts Dec 2017 A	0.250	65.0000	2017/12/04	50,000,000	2016/09/19
13304	BNP Paribas Arbit Issu B.V.	BOCL European Wts Dec 2017 B	0.250	4.38 per unit	2017/12/04	50,000,000	2016/09/19
13301	BNP Paribas Arbit Issu B.V.	CC Bank Euro Wts Sep 2017 A	0.270	7.18 per unit	2017/09/04	50,000,000	2016/09/19
13297	BNP Paribas Arbit Issu B.V.	HKEX European Wts Mar 2017 B	0.640	258.8000	2017/03/02	30,000,000	2016/09/19
13299	BNP Paribas Arbit Issu B.V.	HSBC European Wts Apr 2017 C	0.210	66.0000	2017/04/05	50,000,000	2016/09/19
13306	BNP Paribas Arbit Issu B.V.	HS H-SHARE Euro Wts Sep 2017 A	0.310	125.0000	2017/09/04	40,000,000	2016/09/19
13308	BNP Paribas Arbit Issu B.V.	HSI European Wts Aug 2017 B	0.250	25,500 per 6,000 units	2017/08/30	100,000,000	2016/09/19

Newly listed derivative warrants (continued)

Code	Issuer	Name of issue	Issue prices (HK\$)	Strike level/ Subscription price (HK\$) per 10 units	Subscription/ exercise period	Unit issued on initial listing	Listing date
13310	BNP Paribas Arbit Issu B.V.	HSI European Wts Oct 2017 A	0.250	26,000 per 6,000 units	2017/10/30	100,000,000	2016/09/19
13305	BNP Paribas Arbit Issu B.V.	Haitong Sec Eu Wts Sep 2017 A	0.200	16.9000	2017/09/04	50,000,000	2016/09/19
13351	Credit Suisse AG	CITIC Sec European Warrants Aug 2017 A	0.250	21.8800	2017/08/28	40,000,000	2016/09/19
13347	Credit Suisse AG	China Life European Warrants Sep 2017 A	0.250	24.3800	2017/09/08	80,000,000	2016/09/19
13348	Credit Suisse AG	CPIC European Warrants Apr 2017 A	0.250	35.8800	2017/04/07	40,000,000	2016/09/19
13353	Credit Suisse AG	HKEX European Warrants Mar 2017 D	1.350	230.8800	2017/03/31	60,000,000	2016/09/19
13346	Credit Suisse AG	Haitong Sec European Warrants Aug 2017 A	0.210	16.9000	2017/08/31	50,000,000	2016/09/19
13350	Credit Suisse AG	New World Dev European Wts Apr 2017 A	0.250	11.98 per unit	2017/04/07	40,000,000	2016/09/19
13345	Credit Suisse AG	Tencent Holdings European Wts Apr 2017 E	1.000	255.8800	2017/04/06	50,000,000	2016/09/19
13344	Credit Suisse AG	Tencent Holdings European Wts Sep 2017 C	0.250	238.28 per 100 units	2017/09/05	100,000,000	2016/09/19
13278	Goldman Sachs SP (Asia)	CC Bank European Wts Feb 2017 A	0.150	6.59 per unit	2017/02/14	80,000,000	2016/09/19
13274	Goldman Sachs SP (Asia)	HSBC European Put Wts Mar 2017 B	0.168	53.0000	2017/03/30	60,000,000	2016/09/19
13291	HK Bank	China Life European Warrants Apr 2017 A	0.150	23.1300	2017/04/24	100,000,000	2016/09/19
13292	HK Bank	HKEX European Put Warrants Feb 2017 C	0.150	202 per 100 units	2017/02/24	100,000,000	2016/09/19
13290	HK Bank	HSCEI European Warrants Mar 2017 C	0.250	10,300 per 4,000 units	2017/03/30	180,000,000	2016/09/19
13289	HK Bank	HSI European Warrants Apr 2017 A	0.250	25,600 per 6,000 units	2017/04/27	180,000,000	2016/09/19
13287	J P Morgan SP BV	China Life European Put Wts Jul 2017 B	0.250	20.0000	2017/07/04	100,000,000	2016/09/19
13340	J P Morgan SP BV	China Tel European Warrants Mar 2017 A	0.152	4.58 per unit	2017/03/02	100,000,000	2016/09/19
13336	J P Morgan SP BV	Galaxy Ent European Put Wts Apr 2017 B	0.250	26.6800	2017/04/03	100,000,000	2016/09/19
13334	J P Morgan SP BV	HKEX European Warrants Mar 2017 C	0.428	265.0000	2017/03/31	100,000,000	2016/09/19
13332	J P Morgan SP BV	HKEX European Warrants Oct 2017 C	0.250	235 per 100 units	2017/10/03	200,000,000	2016/09/19
13285	J P Morgan SP BV	HKEX European Put Wts Jun 2017 A	0.252	200 per 100 units	2017/06/01	200,000,000	2016/09/19
13284	J P Morgan SP BV	HKEX European Put Wts Oct 2017 B	0.250	188.88 per 100 units	2017/10/03	200,000,000	2016/09/19
13339	J P Morgan SP BV	HSI European Warrants Apr 2017 D	0.251	25,600 per 6,600 units	2017/04/27	300,000,000	2016/09/19
13286	J P Morgan SP BV	HSI European Put Warrants Mar 2017 E	0.250	24,500 per 10,000 units	2017/03/30	300,000,000	2016/09/19
13288	J P Morgan SP BV	HSI European Put Warrants May 2017 C	0.251	22,200 per 6,600 units	2017/05/29	300,000,000	2016/09/19
13335	J P Morgan SP BV	Ping An European Put Warrants Jun 2017 B	0.300	40.5000	2017/06/02	100,000,000	2016/09/19
13296	Macquarie Bank Ltd.	China Life European Wts Jun 2017 A	0.719	29.88 per unit	2017/06/26	15,000,000	2016/09/19
13293	Macquarie Bank Ltd.	CPIC European Warrants Aug 2017 A	0.305	38.8800	2017/08/02	35,000,000	2016/09/19
13326	Macquarie Bank Ltd.	HKEX European Warrants May 2017 A	0.806	288.8800	2017/05/04	13,000,000	2016/09/19
13322	Macquarie Bank Ltd.	HKEX European Warrants Oct 2017 B	0.250	238.88 per 100 units	2017/10/04	40,000,000	2016/09/19
13321	Macquarie Bank Ltd.	HKEX European Put Warrants Oct 2017 A	0.250	188.88 per 100 units	2017/10/04	40,000,000	2016/09/19
13328	SG Issuer	China Life European Warrants Dec 2017 A	0.250	25.0000	2017/12/05	150,000,000	2016/09/19
13279	SG Issuer	China Life European Put Warrants Jul 2017 B	0.250	19.5800	2017/07/05	150,000,000	2016/09/19
13329	SG Issuer	Galaxy Ent European Warrants May 2017 A	0.250	36.5000	2017/05/05	80,000,000	2016/09/19
13281	SG Issuer	Galaxy Ent European Put Warrants Apr 2017 A	0.305	27.8800	2017/04/06	80,000,000	2016/09/19
13311	SG Issuer	HKEX European Warrants Jul 2017 B	0.250	215.88 per 100 units	2017/07/05	200,000,000	2016/09/19
13312	SG Issuer	HKEX European Warrants Dec 2017 B	0.250	235 per 100 units	2017/12/05	200,000,000	2016/09/19
13282	SG Issuer	HKEX European Put Warrants Apr 2017 D	0.250	205.88 per 100 units	2017/04/06	200,000,000	2016/09/19
13331	SG Issuer	Sands China European Warrants Apr 2017 C	0.250	41.8800	2017/04/06	80,000,000	2016/09/19
13283	SG Issuer	Sands China European Put Warrants Apr 2017 B	0.325	32.1800	2017/04/06	80,000,000	2016/09/19
13319	UBS AG	AIA European Warrants Apr 2017 A	0.250	60.8800	2017/04/13	100,000,000	2016/09/19
13317	UBS AG	China Mobile European Warrants Mar 2017 C	0.252	118.8800	2017/03/20	100,000,000	2016/09/19

Newly listed derivative warrants (continued)

Code	Issuer	Name of issue	Issue prices (HK\$)	Strike level/ Subscription price (HK\$) per 10 units	Subscription/ exercise period	Unit issued on initial listing	Listing date
13313	UBS AG	Galaxy Ent European Warrants Apr 2017 A	0.251	34.8800	2017/04/24	70,000,000	2016/09/19
13314	UBS AG	Galaxy Ent European Put Warrants Mar 2017 B	0.250	27.8800	2017/03/20	70,000,000	2016/09/19
13318	UBS AG	HSI European Put Warrants Mar 2017 F	0.253	24,000 per 9,000 units	2017/03/30	300,000,000	2016/09/19
13315	UBS AG	Sands China European Warrants Mar 2017 A	0.254	40.8800	2017/03/27	70,000,000	2016/09/19
13316	UBS AG	Sands China European Put Warrants Mar 2017 B	0.255	31.8800	2017/03/20	70,000,000	2016/09/19
13379	BNP Paribas Arbit Issu B.V.	HKEX European Wts Mar 2017 C	0.150	220 per 100 units	2017/03/02	80,000,000	2016/09/20
13357	Goldman Sachs SP (Asia)	CAM CSI300 European Wts Feb 2017 A	0.150	44.8800	2017/02/22	80,000,000	2016/09/20
13355	Goldman Sachs SP (Asia)	China Life Euro Wts Sep 2017 A	0.250	24.4800	2017/09/05	80,000,000	2016/09/20
13354	Goldman Sachs SP (Asia)	Haitong Sec Euro Wts Aug 2017 A	0.167	16.9000	2017/08/28	60,000,000	2016/09/20
13356	Goldman Sachs SP (Asia)	PetroChina European Wts Feb 2017 A	0.150	6 per unit	2017/02/23	70,000,000	2016/09/20
13382	Goldman Sachs SP (Asia)	Tencent European Wt Jan 2017 E	0.150	218 per 100 units	2017/01/24	150,000,000	2016/09/20
13358	Goldman Sachs SP (Asia)	Tencent European Wt Feb 2017 B	0.969	230.8800	2017/02/24	50,000,000	2016/09/20
13366	Haitong Int'l Sec	BOCL European Warrants May 2017 A	0.240	4.08 per unit	2017/05/17	45,000,000	2016/09/20
13363	Haitong Int'l Sec	China Life European Warrants Apr 2017 A	0.160	23.0800	2017/04/24	65,000,000	2016/09/20
13364	Haitong Int'l Sec	CM Bank European Warrants May 2017 A	0.220	20.0500	2017/05/29	50,000,000	2016/09/20
13376	Haitong Int'l Sec	Minsheng Bank European Warrants May 19 A	0.250	7.6800	2019/05/24	40,000,000	2016/09/20
13365	Haitong Int'l Sec	Galaxy Ent European Warrants Mar 2017 B	0.250	33.8000	2017/03/30	40,000,000	2016/09/20
13360	Haitong Int'l Sec	HKEX European Warrants Jul 2017 A	0.250	228.80 per 100 units	2017/07/25	40,000,000	2016/09/20
13359	Haitong Int'l Sec	HSBC European Warrants Jan 2017 A	0.310	60.0000	2017/01/25	38,000,000	2016/09/20
13367	Haitong Int'l Sec	Sands China European Warrants Jul 2017 A	0.250	43.8000	2017/07/28	40,000,000	2016/09/20
13361	Haitong Int'l Sec	Tencent European Warrants Jun 2017 A	0.250	228 per 100 units	2017/06/07	40,000,000	2016/09/20
13362	Haitong Int'l Sec	Tencent European Warrants Nov 2017 A	0.250	248 per 100 units	2017/11/07	40,000,000	2016/09/20
13381	J P Morgan SP BV	HKEX European Warrants Aug 2017 A	0.250	225 per 100 units	2017/08/02	200,000,000	2016/09/20
13369	SG Issuer	China Life European Warrants Feb 2018 A	0.250	26.2800	2018/02/05	150,000,000	2016/09/20
13372	SG Issuer	China Life European Warrants May 2018 A	0.250	28.0000	2018/05/04	150,000,000	2016/09/20
13375	SG Issuer	HKEX European Warrants Aug 2017 A	0.250	228.88 per 100 units	2017/08/03	200,000,000	2016/09/20
13380	SG Issuer	HS H-SHARE European Warrants Apr 2017 B	0.530	102.8800	2017/04/06	50,000,000	2016/09/20
13374	SG Issuer	HSI European Warrants Jun 2017 C	0.250	26,088 per 6,000 units	2017/06/29	150,000,000	2016/09/20
13385	J P Morgan SP BV	CITIC Sec European Warrants Apr 2017 A	0.150	18.9000	2017/04/28	100,000,000	2016/09/21
13384	J P Morgan SP BV	Tencent European Put Warrants Oct 2017 B	0.250	190 per 100 units	2017/10/31	200,000,000	2016/09/21
13383	SG Issuer	HKEX European Warrants Apr 2017 E	0.250	205 per 100 units	2017/04/06	200,000,000	2016/09/21
13397	Goldman Sachs SP (Asia)	CM Bank European Wts May 2017 B	0.150	20.0500	2017/05/25	70,000,000	2016/09/22
13390	Haitong Int'l Sec	China Mobile European Warrants Feb 2017B	0.187	109.9800	2017/02/27	55,000,000	2016/09/22
13393	Haitong Int'l Sec	Chi Res Land European Warrants Mar 2017A	0.250	25.0000	2017/03/31	40,000,000	2016/09/22
13386	Haitong Int'l Sec	Huaneng European Warrants Mar 2017 A	0.279	6.25 per unit	2017/03/31	36,000,000	2016/09/22
13392	Haitong Int'l Sec	Tencent European Warrants May 2017 B	0.168	214.08 per 100 units	2017/05/25	60,000,000	2016/09/22
13401	J P Morgan SP BV	China Cinda European Warrants Apr 2017 A	0.150	3.28 per unit	2017/04/03	70,000,000	2016/09/22
13400	J P Morgan SP BV	China Tel European Put Warrants Jul 2017A	0.273	3.50 per unit	2017/07/03	100,000,000	2016/09/22
13399	Macquarie Bank Ltd.	HSBC European Warrants May 2017 B	1.103	71.88 per unit	2017/05/04	10,000,000	2016/09/22
13398	Macquarie Bank Ltd.	Ping An European Warrants Aug 2017 A	1.045	63.33 per unit	2017/08/02	10,000,000	2016/09/22
13395	UBS AG	CC Bank European Warrants Feb 2017 B	0.365	5.81 per unit	2017/02/02	100,000,000	2016/09/22
13396	UBS AG	HSI European Put Warrants Apr 2017 A	0.170	21,800 per 6,000 units	2017/04/27	300,000,000	2016/09/22
13394	UBS AG	PetroChina European Warrants Feb 2017 A	0.203	5.89 per unit	2017/02/24	50,000,000	2016/09/22

Newly listed derivative warrants (continued)

Code	Issuer	Name of issue	Issue prices (HK\$)	Strike level/ Subscription price (HK\$) per 10 units	Subscription/ exercise period	Unit issued on initial listing	Listing date
13403	Goldman Sachs SP (Asia)	China Life Euro Wts Jun 2017 A	0.150	22.8800	2017/06/28	70,000,000	2016/09/23
13402	Goldman Sachs SP (Asia)	A50 China European Wts Apr 2017 A	0.250	11.48 per unit	2017/04/28	60,000,000	2016/09/23
13404	Goldman Sachs SP (Asia)	HSI European Warrants Mar 2017 D	0.150	24,628 per 6,500 units	2017/03/30	200,000,000	2016/09/23
13429	Goldman Sachs SP (Asia)	Tencent European Wt Jun 2017 C	0.250	229.28 per 100 units	2017/06/30	200,000,000	2016/09/23
13415	HK Bank	China Life European Warrants Jun 2017 A	0.150	22.5500	2017/06/12	100,000,000	2016/09/23
13406	HK Bank	HKEX European Warrants Mar 2017 A	0.900	233.8800	2017/03/31	40,000,000	2016/09/23
13405	HK Bank	ICBC European Warrants Jul 2017 B	0.260	5.08 per unit	2017/07/31	80,000,000	2016/09/23
13430	J P Morgan SP BV	Wynn Macau European Warrants Sep 2017 A	0.250	17.1700	2017/09/29	80,000,000	2016/09/23
13408	Macquarie Bank Ltd.	China Cinda European Wts May 2017 A	0.334	3.18 per unit	2017/05/04	30,000,000	2016/09/23
13411	Macquarie Bank Ltd.	Cathay Pacific European Wts Mar 2018 A	0.250	13.1800	2018/03/02	40,000,000	2016/09/23
13425	Macquarie Bank Ltd.	Fosun Intl European Warrants Mar 2018A	0.278	14.6800	2018/03/02	36,000,000	2016/09/23
13426	Macquarie Bank Ltd.	MGM China European Warrants Oct 2017 A	0.250	16.8800	2017/10/06	40,000,000	2016/09/23
13427	Macquarie Bank Ltd.	Sands China European Wts Jul 2017 A	0.251	47.8800	2017/07/04	40,000,000	2016/09/23
13428	SG Issuer	CNOOC European Warrants Mar 2017 B	0.540	10.02 per unit	2017/03/03	30,000,000	2016/09/23
13421	UBS AG	AAC Acoustic European Warrants Oct 2017 A	0.250	90.88 per 100 units	2017/10/30	70,000,000	2016/09/23
13420	UBS AG	China Overseas European Warrants Mar 2017 A	0.151	31.9300	2017/03/28	70,000,000	2016/09/23
13419	UBS AG	Sinopec Corp European Warrants Feb 2017 A	0.250	6.01 per unit	2017/02/27	40,000,000	2016/09/23
13170*	Credit Suisse AG	Tencent Holdings European Wts Jul 2017 B	0.185	228.28 per 100 units	2017/07/05	100,000,000	2016/09/23
13443	Credit Suisse AG	CNBM European Warrants Mar 2017 A	0.250	4.22 per unit	2017/03/31	40,000,000	2016/09/26
13439	Credit Suisse AG	HSBC European Wts Apr 2017 E	0.180	63.9300	2017/04/03	100,000,000	2016/09/26
13436	Macquarie Bank Ltd.	CITIC Bank European Wts Jul 2017 A	0.350	6.33 per unit	2017/07/04	30,000,000	2016/09/26
13431	Macquarie Bank Ltd.	Kingsoft European Warrants Jun 2017 B	0.250	20.9800	2017/06/02	40,000,000	2016/09/26
13435	Macquarie Bank Ltd.	PetroChina European Wts Apr 2017 C	0.456	5.58 per unit	2017/04/05	22,000,000	2016/09/26
13438	SG Issuer	Geely Auto European Warrants Apr 2017 A	0.730	7.88 per unit	2017/04/06	14,000,000	2016/09/26
13447	BOCI Asia Ltd.	Galaxy Ent European Warrants Apr 2017 A	0.250	32.8800	2017/04/25	100,000,000	2016/09/27
13448	BOCI Asia Ltd.	Galaxy Ent European Put Warrants May 2017 A	0.275	27.8800	2017/05/10	100,000,000	2016/09/27
13451	BOCI Asia Ltd.	HSBC European Warrants Apr 2017 C	0.150	65.8800	2017/04/12	200,000,000	2016/09/27
13449	BOCI Asia Ltd.	Sands China European Warrants Apr 2017 A	0.250	38.2800	2017/04/24	100,000,000	2016/09/27
13450	BOCI Asia Ltd.	Sands China European Put Wts May 2017 A	0.328	31.8800	2017/05/02	100,000,000	2016/09/27
13444	Goldman Sachs SP (Asia)	Tencent European Wt Aug 2017 A	0.150	238.48 per 100 units	2017/08/29	200,000,000	2016/09/27
13455	Macquarie Bank Ltd.	Foxconn European Warrants Sep 2017 A	0.500	3.08 per unit	2017/09/04	20,000,000	2016/09/27
13459	Macquarie Bank Ltd.	Galaxy Ent European Wts Jun 2017 A	0.250	35.8800	2017/06/02	40,000,000	2016/09/27
13457	Macquarie Bank Ltd.	HSBC European Warrants Oct 2017 A	1.450	78.88 per unit	2017/10/04	10,000,000	2016/09/27
13472	Macquarie Bank Ltd.	Tencent European Warrants Apr 2017 B	0.546	290.8800	2017/04/05	20,000,000	2016/09/27
13452	SG Issuer	China Life European Warrants Apr 2017 B	0.250	21.5000	2017/04/06	150,000,000	2016/09/27
13453	SG Issuer	Fosun Intl European Warrants Oct 2017 A	0.250	13.8000	2017/10/06	80,000,000	2016/09/27
13454	SG Issuer	Kingsoft European Warrants May 2017 A	0.250	20.5000	2017/05/05	40,000,000	2016/09/27
13461	SG Issuer	Wynn European Warrants Oct 2017 A	0.155	18.8800	2017/10/06	70,000,000	2016/09/27
13463	UBS AG	HKEX European Warrants Mar 2017 C	0.157	220.20 per 100 units	2017/03/01	300,000,000	2016/09/27
13468	UBS AG	HSI European Warrants Apr 2017 B	0.150	25,700 per 6,600 units	2017/04/27	300,000,000	2016/09/27
13464	UBS AG	Link REIT European Warrants Mar 2017 A	0.273	59.8800	2017/03/27	50,000,000	2016/09/27
13465	UBS AG	China Vanke European Warrants Mar 2017 A	0.177	22.9300	2017/03/28	100,000,000	2016/09/27
13474	Goldman Sachs SP (Asia)	CSOP A50 ETF Euro Wts Apr 2017 A	0.300	12.38 per unit	2017/04/28	40,000,000	2016/09/28

Newly listed derivative warrants (continued)

Code	Issuer	Name of issue	Issue prices (HK\$)	Strike level/ Subscription price (HK\$) per 10 units	Subscription/ exercise period	Unit issued on initial listing	Listing date
13473	Goldman Sachs SP (Asia)	HKEX European Warrants Jul 2017 A	0.150	229 per 100 units	2017/07/18	200,000,000	2016/09/28
13476	HK Bank	Galaxy Ent European Warrants Apr 2017 A	0.180	34.9300	2017/04/13	60,000,000	2016/09/28
13477	HK Bank	Sands China European Warrants Mar 2017 C	0.250	39.0000	2017/03/31	60,000,000	2016/09/28
13475	HK Bank	Tencent European Warrants May 2017 B	0.160	228.20 per 100 units	2017/05/31	150,000,000	2016/09/28
13487	J P Morgan SP BV	Kingsoft European Warrants Apr 2017 A	0.250	22.2200	2017/04/05	80,000,000	2016/09/28
13489	J P Morgan SP BV	PetroChina European Warrants Mar 2017 A	0.196	5.60 per unit	2017/03/01	100,000,000	2016/09/28
13484	Macquarie Bank Ltd.	CMS European Warrants Jun 2018 A	0.500	21.8800	2018/06/19	20,000,000	2016/09/28
13481	Macquarie Bank Ltd.	Haier Elec European Wts Sep 2017 A	0.264	18.8800	2017/09/18	38,000,000	2016/09/28
13479	SG Issuer	China Res Land European Warrants Apr 2017 A	0.250	25.8800	2017/04/06	60,000,000	2016/09/28
13490	UBS AG	Kingsoft European Warrants Jun 2017 A	0.250	24.8800	2017/06/19	100,000,000	2016/09/28
13491	UBS AG	Wynn Macau European Warrants Sep 2017 A	0.250	16.8800	2017/09/25	50,000,000	2016/09/28
13224#	Credit Suisse AG	China Life European Warrants Apr 2017 A	0.138	23.1000	2017/04/28	120,000,000	2016/09/28
13506	BOCI Asia Ltd.	China Mobile European Warrants Apr 2017 A	0.370	106.8800	2017/04/12	200,000,000	2016/09/29
13501	BOCI Asia Ltd.	HKEX European Warrants Jul 2017 A	0.190	228.88 per 100 units	2017/07/31	200,000,000	2016/09/29
13502	BOCI Asia Ltd.	Tencent Holdings European Wts Aug 2017 A	0.200	238.38 per 100 units	2017/08/30	200,000,000	2016/09/29
13521	Credit Suisse AG	CKI Holdings European Warrants Apr 2017 A	0.350	74.2800	2017/04/06	40,000,000	2016/09/29
13520	Credit Suisse AG	Geely Auto European Warrants Mar 2017 C	0.510	8.88 per unit	2017/03/31	40,000,000	2016/09/29
13526	Credit Suisse AG	Galaxy Ent European Warrants Apr 2017 A	0.250	34.2800	2017/04/05	50,000,000	2016/09/29
13527	Credit Suisse AG	HKEX European Warrants Oct 2017 A	0.182	238.98 per 100 units	2017/10/04	150,000,000	2016/09/29
13536	Goldman Sachs SP (Asia)	Kingsoft European Wts Mar 2017 A	0.250	22.3800	2017/03/30	40,000,000	2016/09/29
13535	Goldman Sachs SP (Asia)	Tencent European Wt Jan 2017 F	0.532	246.0800	2017/01/24	40,000,000	2016/09/29
13512	HK Bank	China Life European Warrants Aug 2017 A	0.150	24.5300	2017/08/29	100,000,000	2016/09/29
13513	HK Bank	China Life European Warrants Jan 2018 A	0.150	26.3300	2018/01/29	100,000,000	2016/09/29
13510	HK Bank	HKEX European Warrants Jul 2017 A	0.180	229.08 per 100 units	2017/07/27	100,000,000	2016/09/29
13509	HK Bank	HKEX European Warrants Sep 2017 B	0.160	239.08 per 100 units	2017/09/26	100,000,000	2016/09/29
13511	HK Bank	Kingsoft European Warrants Apr 2017 B	0.250	21.3800	2017/04/28	50,000,000	2016/09/29
13532	J P Morgan SP BV	HSI European Put Warrants May 2017 D	0.251	25,000 per 12,000 units	2017/05/29	300,000,000	2016/09/29
13500	Macquarie Bank Ltd.	BOCL European Warrants May 2017 B	0.209	4.16 per unit	2017/05/04	48,000,000	2016/09/29
13498	Macquarie Bank Ltd.	CC Bank European Warrants Feb 2017 B	0.347	6.19 per unit	2017/02/02	29,000,000	2016/09/29
13514	Macquarie Bank Ltd.	Kingsoft European Warrants Apr 2017 B	0.250	23.8800	2017/04/05	40,000,000	2016/09/29
13507	SG Issuer	China Life European Put Warrants May 2017 C	0.250	21.8800	2017/05/05	150,000,000	2016/09/29
13518	SG Issuer	HSCEI European Warrants Mar 2017 C	0.160	10,300 per 4,000 units	2017/03/30	150,000,000	2016/09/29
13508	SG Issuer	HSCEI European Put Warrants Apr 2017 B	0.250	10,000 per 4,000 units	2017/04/27	150,000,000	2016/09/29
13519	SG Issuer	Kingsoft European Warrants Jul 2017 B	0.250	25.0000	2017/07/05	50,000,000	2016/09/29
13533	UBS AG	China Life European Warrants Jun 2017 A	0.250	24.0000	2017/06/26	100,000,000	2016/09/29
13534	UBS AG	CSOP A50 ETF European Warrants Jan 2017 B	0.150	12.90 per unit	2017/01/25	70,000,000	2016/09/29
13547	BNP Paribas Arbit Issu B.V.	Tencent European Wts Dec 2017 A	0.250	258 per 100 units	2017/12/04	100,000,000	2016/09/30
13553	Credit Suisse AG	Anhui Conch European Warrants May 2017 A	0.250	24.6800	2017/05/05	50,000,000	2016/09/30
13551	Credit Suisse AG	China Life European Warrants Jun 2017 A	0.167	22.5500	2017/06/02	80,000,000	2016/09/30
13554	Credit Suisse AG	Kingsoft European Warrants Mar 2017 B	0.250	22.6800	2017/03/29	50,000,000	2016/09/30
13562	Goldman Sachs SP (Asia)	AIA European Warrants Mar 2017 A	0.250	55.0000	2017/03/31	60,000,000	2016/09/30
13565	Goldman Sachs SP (Asia)	Sands China Euro Wts Mar 2017 A	0.250	38.8000	2017/03/31	60,000,000	2016/09/30
13543	HK Bank	BOCL European Warrants Aug 2017 A	0.160	4.01 per unit	2017/08/29	80,000,000	2016/09/30

Newly listed derivative warrants (continued)

Code	Issuer	Name of issue	Issue prices (HK\$)	Strike level/ Subscription price (HK\$) per 10 units	Subscription/ exercise period	Unit issued on initial listing	Listing date
13540	HK Bank	Galaxy Ent European Put Warrants Mar 2017 C	0.250	27.0000	2017/03/29	50,000,000	2016/09/30
13571	J P Morgan SP BV	CGS European Warrants Dec 2018 A	0.250	8.2800	2018/12/31	150,000,000	2016/09/30
13570	J P Morgan SP BV	Tencent European Warrants Sep 2017 D	0.251	252.50 per 100 units	2017/09/29	200,000,000	2016/09/30
13544	Macquarie Bank Ltd.	Tencent European Warrants Apr 2017 C	1.389	250.8800	2017/04/05	10,000,000	2016/09/30
13545	Macquarie Bank Ltd.	Tencent European Warrants Apr 2017 D	0.334	330.8800	2017/04/05	30,000,000	2016/09/30
13537	SG Issuer	China Life European Warrants Sep 2017 A	0.165	24.4800	2017/09/05	150,000,000	2016/09/30
13549	SG Issuer	ChiUnicom European Warrants Apr 2017 A	0.630	11.18 per unit	2017/04/06	16,000,000	2016/09/30
13538	SG Issuer	KECL European Warrants May 2017 A	0.400	7.18 per unit	2017/05/05	25,000,000	2016/09/30
13550	SG Issuer	Tencent European Warrants Nov 2017 B	0.250	258.88 per 100 units	2017/11/03	400,000,000	2016/09/30
13576	Credit Suisse AG	Tencent Holdings European Wts Oct 2017 A	0.250	251.08 per 100 units	2017/10/06	100,000,000	2016/10/03
13574	HK Bank	China Overseas European Warrants Apr 2017 A	0.250	29.3800	2017/04/03	80,000,000	2016/10/03
13575	HK Bank	ICBC European Warrants Jul 2017 C	0.250	5.58 per unit	2017/07/31	80,000,000	2016/10/03
13578	J P Morgan SP BV	HSI European Warrants Jun 2017 B	0.151	26,200 per 6,000 units	2017/06/29	300,000,000	2016/10/03
13577	J P Morgan SP BV	Intime European Warrants Dec 2018 A	0.251	8.3300	2018/12/28	80,000,000	2016/10/03
13572	Macquarie Bank Ltd.	CKI Holdings European Warrants Apr17 A	0.337	77.8800	2017/04/05	30,000,000	2016/10/03
13573	SG Issuer	Tencent European Warrants Apr 2017 D	0.250	222.88 per 100 units	2017/04/06	400,000,000	2016/10/03
13586	Bank of East Asia	CNBM European Warrants Jul 2017 A	0.285	4.68 per unit	2017/07/03	36,000,000	2016/10/04
13585	Bank of East Asia	Yanzhou Coal European Wts Apr 2017 A	0.430	6 per unit	2017/04/05	25,000,000	2016/10/04
13587	J P Morgan SP BV	Sinopec Corp European Warrants Mar 2017 A	0.162	6.38 per unit	2017/03/09	100,000,000	2016/10/04
13581	Macquarie Bank Ltd.	Lenovo European Warrants Apr 2017 B	0.345	6.28 per unit	2017/04/05	29,000,000	2016/10/04
13579	Macquarie Bank Ltd.	Tencent European Warrants Apr 2017 E	2.270	210.8800	2017/04/05	10,000,000	2016/10/04
13582	SG Issuer	Tencent European Put Warrants Mar 2017 F	0.180	215 per 100 units	2017/03/06	200,000,000	2016/10/04
13608	Credit Suisse AG	China Mobile European Warrants Apr 2017 A	0.400	102.8800	2017/04/05	60,000,000	2016/10/05
13597	HK Bank	CAM CSI300 European Warrants May 2017 A	0.250	40.8800	2017/05/31	50,000,000	2016/10/05
13596	HK Bank	CSOP A50 ETF European Warrants Apr 2017 A	0.300	12.58 per unit	2017/04/28	50,000,000	2016/10/05
13595	HK Bank	A50 China European Warrants Apr 2017 A	0.300	11.28 per unit	2017/04/05	50,000,000	2016/10/05
13611	Macquarie Bank Ltd.	China Gas Hold Euro Wts Dec 2017 A	0.250	15.0000	2017/12/04	40,000,000	2016/10/05
13588	Macquarie Bank Ltd.	HKEX European Warrants Apr 2017 B	1.852	210.8800	2017/04/05	7,000,000	2016/10/05
13589	Macquarie Bank Ltd.	HKEX European Warrants Apr 2017 C	0.773	260.8800	2017/04/05	13,000,000	2016/10/05
13590	Macquarie Bank Ltd.	HKEX European Put Warrants Apr 2017 D	1.177	180.8800	2017/04/05	8,500,000	2016/10/05
13610	Macquarie Bank Ltd.	Link REIT European Warrants Apr 2017 A	0.256	68.8800	2017/04/05	40,000,000	2016/10/05
13598	Macquarie Bank Ltd.	SUNAC European Warrants Nov 2018 A	0.250	7.5800	2018/11/16	40,000,000	2016/10/05
13609	Macquarie Bank Ltd.	Xinyi Glass European Wts Aug 2018 A	0.250	9.8800	2018/08/13	40,000,000	2016/10/05
13600	SG Issuer	AGBK European Put Warrants Apr 2017 B	0.250	3.20 per unit	2017/04/06	80,000,000	2016/10/05
13591	SG Issuer	AIA European Warrants Aug 2017 A	0.250	65.8800	2017/08/03	100,000,000	2016/10/05
13601	SG Issuer	CGS European Warrants May 2017 A	0.840	8.50 per unit	2017/05/05	12,000,000	2016/10/05
13603	SG Issuer	CITIC Sec European Warrants Sep 2017 A	0.185	21.8800	2017/09/04	55,000,000	2016/10/05
13606	SG Issuer	MGM China European Warrants Oct 2017 A	0.180	16.8800	2017/10/06	60,000,000	2016/10/05
13594	SG Issuer	PetroChina European Warrants May 2017 A	0.250	6.08 per unit	2017/05/05	60,000,000	2016/10/05
13607	SG Issuer	Zijin Mining European Warrants May 2017 A	0.290	2.80 per unit	2017/05/05	35,000,000	2016/10/05
19484#	J P Morgan SP BV	Ping An European Warrants Apr 2017 B	0.037	88.88 per 100 units	2017/04/03	300,000,000	2016/10/05
13635	BNP Paribas Arbit Issu B.V.	China Life Euro Wts Apr 2017 A	0.190	21.5000	2017/04/05	60,000,000	2016/10/06
13629	BNP Paribas Arbit Issu B.V.	Galaxy Ent Euro Wts May 2017 A	0.250	32.5000	2017/05/04	40,000,000	2016/10/06

Newly listed derivative warrants (continued)

Code	Issuer	Name of issue	Issue prices (HK\$)	Strike level/ Subscription price (HK\$) per 10 units	Subscription/ exercise period	Unit issued on initial listing	Listing date
13636	BNP Paribas Arbit Issu B.V.	HKEX European Wts Aug 2017 B	0.170	228.88 per 100 units	2017/08/02	60,000,000	2016/10/06
13637	BNP Paribas Arbit Issu B.V.	HKEX European Wts Oct 2017 A	0.220	238.88 per 100 units	2017/10/03	60,000,000	2016/10/06
13628	BNP Paribas Arbit Issu B.V.	Kingsoft Euro Wts May 2017 A	0.250	22.3800	2017/05/04	40,000,000	2016/10/06
13626	BNP Paribas Arbit Issu B.V.	Tencent Hldgs Eu Wt Sep 2017 A	0.250	232 per 100 units	2017/09/04	80,000,000	2016/10/06
13640	Credit Suisse AG	CNOOC European Warrants Mar 2017 A	0.222	11.90 per unit	2017/03/03	50,000,000	2016/10/06
13642	Goldman Sachs SP (Asia)	HSBC European Warrants Apr 2017 B	0.250	62.8000	2017/04/10	80,000,000	2016/10/06
13643	Goldman Sachs Sp (Asia)	ICBC European Warrants Feb 2017 B	0.172	5.28 per unit	2017/02/21	60,000,000	2016/10/06
13618	HK Bank	AIA European Warrants Apr 2017 A	0.250	57.3800	2017/04/05	80,000,000	2016/10/06
13619	HK Bank	AIA European Put Warrants Apr 2017 B	0.250	48.0000	2017/04/27	50,000,000	2016/10/06
13622	HK Bank	BYD European Warrants Dec 2018 A	0.150	55.05 per 100 units	2018/12/20	100,000,000	2016/10/06
13620	HK Bank	China Mobile European Warrants Apr 2017 A	0.700	95.8800	2017/04/05	50,000,000	2016/10/06
13613	Macquarie Bank Ltd.	CM Bank European Warrants Sep 2017 A	0.250	20.8800	2017/09/04	40,000,000	2016/10/06
13612	Macquarie Bank Ltd.	China Mobile European Wts Nov 2018 A	0.250	168.8800	2018/11/02	40,000,000	2016/10/06
13639	Macquarie Bank Ltd.	Ch Oilfield European Wts Oct 2018 B	0.250	8.8800	2018/10/08	40,000,000	2016/10/06
13614	Macquarie Bank Ltd.	HKEX European Warrants May 2017 B	0.557	285.8800	2017/05/04	18,000,000	2016/10/06
13616	Macquarie Bank Ltd.	HKEX European Warrants May 2017 C	1.474	235.8800	2017/05/04	7,000,000	2016/10/06
13638	Macquarie Bank Ltd.	Shenzhen Int'l European Wts Oct 2018 A	0.250	15.8000	2018/10/19	40,000,000	2016/10/06
13630	SG Issuer	CCoal European Warrants May 2017 A	0.500	4.58 per unit	2017/05/05	20,000,000	2016/10/06
13617	SG Issuer	CNOOC European Put Warrants Apr 2017 A	0.740	8.88 per unit	2017/04/06	20,000,000	2016/10/06
13631	SG Issuer	Shenhua European Warrants Jun 2017 A	0.180	16.7000	2017/06/05	80,000,000	2016/10/06
13633	SG Issuer	Geely Auto European Warrants Dec 2018 A	0.250	6.5500	2018/12/05	80,000,000	2016/10/06
13644	SG Issuer	Tencent European Warrants Aug 2018 A	0.250	300 per 100 units	2018/08/03	200,000,000	2016/10/06
13634	SG Issuer	Yanzhou Coal Eu Wt May 2017 A	0.500	6.50 per unit	2017/05/05	20,000,000	2016/10/06
13641	UBS AG	China Mobile European Warrants Jan 2017 C	0.326	101.9800	2017/01/20	100,000,000	2016/10/06
13382*	Goldman Sachs SP (Asia)	Tencent European Wt Jan 2017 E	0.127	218 per 100 units	2017/01/24	150,000,000	2016/10/06
13662	Credit Suisse AG	China Life European Warrants Apr 2017 C	0.150	21.5500	2017/04/06	80,000,000	2016/10/07
13663	Credit Suisse AG	A50 China European Warrants Apr 2017 A	0.325	11.42 per unit	2017/04/06	40,000,000	2016/10/07
13647	Goldman Sachs SP (Asia)	HKEX European Warrants Feb 2017 D	0.586	238.8800	2017/02/27	40,000,000	2016/10/07
13646	Goldman Sachs SP (Asia)	HS H-SHARE European Wts Apr 2017 A	0.250	118.0000	2017/04/12	50,000,000	2016/10/07
13651	HK Bank	CKH European Warrants Apr 2017 A	0.400	105.8800	2017/04/06	50,000,000	2016/10/07
13649	HK Bank	CKH European Warrants Jun 2017 B	0.300	111.8800	2017/06/30	50,000,000	2016/10/07
13650	HK Bank	Tencent European Warrants Sep 2017 D	0.180	252.68 per 100 units	2017/09/22	150,000,000	2016/10/07
13667	J P Morgan SP BV	China EB Int'l European Wts Jan 2018 A	0.250	10.2800	2018/01/03	80,000,000	2016/10/07
13671	J P Morgan SP BV	China Mob European Wts Mar 2017 B	0.448	100.0000	2017/03/31	100,000,000	2016/10/07
13670	J P Morgan SP BV	Ping An European Warrants Mar 2017 B	0.210	43.0000	2017/03/01	100,000,000	2016/10/07
13652	SG Issuer	AIA European Warrants Apr 2017 A	0.250	55.8800	2017/04/06	80,000,000	2016/10/07
13653	SG Issuer	China Overseas European Warrants Aug 2017 A	0.170	33.3800	2017/08/03	60,000,000	2016/10/07
13661	SG Issuer	CP&CC European Warrants Apr 2017 A	0.375	6.08 per unit	2017/04/06	60,000,000	2016/10/07
13654	SG Issuer	CSOP A50 ETF European Warrants Apr 2017 A	0.570	11.50 per unit	2017/04/06	20,000,000	2016/10/07
13659	SG Issuer	A50 China European Warrants Apr 2017 B	0.550	10.50 per unit	2017/04/06	20,000,000	2016/10/07
13656	SG Issuer	HKEX European Warrants Sep 2017 B	0.250	220 per 100 units	2017/09/05	200,000,000	2016/10/07
13657	SG Issuer	HKEX European Warrants Oct 2017 B	0.180	239.08 per 100 units	2017/10/06	200,000,000	2016/10/07
13648	SG Issuer	HKEX European Warrants Dec 2018 A	0.250	288.88 per 100 units	2018/12/05	200,000,000	2016/10/07

Newly listed derivative warrants (continued)

Code	Issuer	Name of issue	Issue prices (HK\$)	Strike level/ Subscription price (HK\$) per 10 units	Subscription/ exercise period	Unit issued on initial listing	Listing date
13683	UBS AG	AAC Acoustic European Warrants Oct 2017 B	0.253	73.88 per 100 units	2017/10/16	50,000,000	2016/10/07
13681	UBS AG	AIA European Warrants Jan 2017 B	0.152	56.5500	2017/01/20	100,000,000	2016/10/07
13680	UBS AG	HSBC European Warrants Mar 2017 B	0.251	58.9300	2017/03/29	100,000,000	2016/10/07
13676	UBS AG	HSBC European Warrants Apr 2017 A	0.158	63.9300	2017/04/06	100,000,000	2016/10/07
13682	UBS AG	HSI European Warrants Feb 2017 C	0.169	23,600 per 6,000 units	2017/02/27	300,000,000	2016/10/07
13686	BOCI Asia Ltd.	AIA European Warrants Apr 2017 A	0.250	57.0000	2017/04/18	200,000,000	2016/10/11
13685	BOCI Asia Ltd.	China Life European Warrants Nov 2017 A	0.197	21.8800	2017/11/03	200,000,000	2016/10/11
13687	BOCI Asia Ltd.	HSBC European Warrants May 2017 A	0.160	62.3800	2017/05/02	200,000,000	2016/10/11
13691	BNP Paribas Arbit Issu B.V.	HKEX Euro Put Wts Jun 2017 D	0.200	199.90 per 100 units	2017/06/02	60,000,000	2016/10/11
13690	BNP Paribas Arbit Issu B.V.	Sands China Euro Wt Jul 2017 A	0.250	42.0000	2017/07/04	40,000,000	2016/10/11
13684	Goldman Sachs SP (Asia)	HKEX European Warrants Jun 2017 A	0.150	216.08 per 100 units	2017/06/28	200,000,000	2016/10/11
13695	HK Bank	CITIC Sec European Warrants Apr 2017 A	0.150	18.8600	2017/04/26	80,000,000	2016/10/11
13693	HK Bank	Geely Auto European Warrants Apr 2017 A	0.600	8.28 per unit	2017/04/28	30,000,000	2016/10/11
13694	HK Bank	HSI European Put Warrants Apr 2017 B	0.150	21,698 per 6,000 units	2017/04/27	150,000,000	2016/10/11
13697	HK Bank	Ping An European Warrants Mar 2017 B	0.200	43.9300	2017/03/27	60,000,000	2016/10/11
13692	HK Bank	Ping An European Warrants Apr 2017 A	0.150	47.9300	2017/04/26	80,000,000	2016/10/11
13696	HK Bank	Ping An European Warrants Apr 2017 B	0.350	41.8800	2017/04/28	50,000,000	2016/10/11
13701	Macquarie Bank Ltd.	GCL-Poly Energy European Wts Oct 2017 A	0.278	1.08 per unit	2017/10/04	36,000,000	2016/10/11
13688	SG Issuer	AIA European Put Warrants Jun 2017 A	0.250	45.0000	2017/06/05	80,000,000	2016/10/11
13689	SG Issuer	CNBM European Warrants May 2017 A	0.385	3.89 per unit	2017/05/05	26,000,000	2016/10/11
13703	Goldman Sachs SP (Asia)	Ch Overseas European Wts Mar 2017 A	0.150	29.3800	2017/03/27	80,000,000	2016/10/12
13712	Goldman Sachs SP (Asia)	HSCEI European Put Wts Mar 2017 B	0.150	9,650 per 4,000 units	2017/03/30	200,000,000	2016/10/12
13711	Goldman Sachs SP (Asia)	HSI European Put Wts Mar 2017 E	0.161	23,968 per 9,000 units	2017/03/30	200,000,000	2016/10/12
13713	J P Morgan SP BV	Ch Overseas European Warrants Jun 2017 A	0.252	27.5000	2017/06/02	100,000,000	2016/10/12
13714	J P Morgan SP BV	HSBC European Warrants May 2017 B	0.226	62.4000	2017/05/02	100,000,000	2016/10/12
13704	Macquarie Bank Ltd.	CNOOC European Warrants Sep 2017 A	0.251	13.88 per unit	2017/09/04	40,000,000	2016/10/12
13705	Macquarie Bank Ltd.	Ping An European Warrants Aug 2017 B	0.250	49.0000	2017/08/02	40,000,000	2016/10/12
13706	Macquarie Bank Ltd.	Tencent European Warrants Oct 2018 A	0.250	588.8800	2018/10/03	40,000,000	2016/10/12
13710	UBS AG	Evergrande European Warrants Apr 2017 A	0.490	7.38 per unit	2017/04/11	30,000,000	2016/10/12
13707	UBS AG	Ping An European Warrants Apr 2017 C	0.150	47.0500	2017/04/03	100,000,000	2016/10/12
12518*	J P Morgan SP BV	HSI European Put Warrants Feb 2017 F	0.080	23,000 per 9,500 units	2017/02/27	300,000,000	2016/10/12
13718	BOCI Asia Ltd.	Ping An European Warrants Apr 2017 B	0.250	45.0000	2017/04/25	200,000,000	2016/10/13
13723	Credit Suisse AG	CICC European Warrants Aug 2017 A	0.250	11.8000	2017/08/31	40,000,000	2016/10/13
13722	Credit Suisse AG	Galaxy Ent European Put Wts Mar 2017 A	0.190	26.9500	2017/03/29	60,000,000	2016/10/13
13725	Credit Suisse AG	Ping An European Warrants Apr 2017 B	0.250	47.7800	2017/04/12	80,000,000	2016/10/13
13728	J P Morgan SP BV	PetroChina European Warrants May 2017 B	0.253	6.08 per unit	2017/05/02	100,000,000	2016/10/13
13727	J P Morgan SP BV	PetroChina European Put Warrants May 17 A	0.302	5 per unit	2017/05/04	80,000,000	2016/10/13
13715	Macquarie Bank Ltd.	AIA European Warrants Jan 2018 A	0.287	68.8800	2018/01/03	35,000,000	2016/10/13
13726	Macquarie Bank Ltd.	Sands China European Wts Apr 2017 D	0.171	41.8800	2017/04/05	60,000,000	2016/10/13
13721	Macquarie Bank Ltd.	Tencent European Warrants May 2017 A	0.400	310.8800	2017/05/05	25,000,000	2016/10/13
13720	SG Issuer	Ping An European Put Warrants May 2017 B	0.250	38.0000	2017/05/05	120,000,000	2016/10/13
11767*	J P Morgan SP BV	HSI European Put Warrants Feb 2017 D	0.068	22,600 per 10,000 units	2017/02/27	300,000,000	2016/10/13
13735	Goldman Sachs SP (Asia)	CNOOC European Warrants Feb 2017 A	0.220	11.88 per unit	2017/02/24	50,000,000	2016/10/14

Newly listed derivative warrants (continued)

Code	Issuer	Name of issue	Issue prices (HK\$)	Strike level/ Subscription price (HK\$) per 10 units	Subscription/ exercise period	Unit issued on initial listing	Listing date
13731	Goldman Sachs SP (Asia)	Galaxy Ent European Wts Apr 2017 A	0.194	34.9300	2017/04/13	60,000,000	2016/10/14
13759	Goldman Sachs SP (Asia)	HSI European Warrants Apr 2017 A	0.150	25,628 per 6,600 units	2017/04/27	200,000,000	2016/10/14
13757	Goldman Sachs SP (Asia)	Tencent European Wt Feb 2017 C	0.373	260.8800	2017/02/23	50,000,000	2016/10/14
13758	Goldman Sachs SP (Asia)	Tencent European Wt Mar 2017 B	0.576	256.0800	2017/03/29	50,000,000	2016/10/14
13768	J P Morgan SP BV	AIA European Put Warrants Apr 2017 A	0.253	50.0000	2017/04/28	100,000,000	2016/10/14
13767	J P Morgan SP BV	CNBM European Warrants Mar 2017 A	0.306	4.23 per unit	2017/03/31	60,000,000	2016/10/14
13763	J P Morgan SP BV	HSCEI European Put Warrants Mar 2017 B	0.151	9,700 per 4,000 units	2017/03/30	200,000,000	2016/10/14
13760	J P Morgan SP BV	MGM China European Warrants Sep 2017 A	0.254	16.8800	2017/09/29	60,000,000	2016/10/14
13730	Macquarie Bank Ltd.	AAC Acoustic European Wts Apr 2018 A	0.250	88.88 per 100 units	2018/04/17	40,000,000	2016/10/14
13742	Macquarie Bank Ltd.	Anhui Conch European Wts Jul 2017 A	0.251	29.8800	2017/07/04	40,000,000	2016/10/14
13744	Macquarie Bank Ltd.	Beijing Air European Warrants May 18 A	0.306	10.8800	2018/05/23	35,000,000	2016/10/14
13743	Macquarie Bank Ltd.	Ping An European Warrants Oct 2017 A	0.250	53.3300	2017/10/04	40,000,000	2016/10/14
13739	SG Issuer	CNOOC European Warrants May 2017 A	0.380	12.88 per unit	2017/05/05	27,000,000	2016/10/14
13740	SG Issuer	Galaxy Ent European Warrants Jul 2017 A	0.250	39.8800	2017/07/05	60,000,000	2016/10/14
13741	SG Issuer	PetroChina European Warrants Apr 2017 B	0.170	6.99 per unit	2017/04/06	60,000,000	2016/10/14
13752	UBS AG	Sinopec Corp European Warrants Mar 2017 A	0.312	6.69 per unit	2017/03/02	40,000,000	2016/10/14
13748	UBS AG	China Shenhua European Warrants Sep 2017 A	0.250	18.1800	2017/09/29	70,000,000	2016/10/14
13753	UBS AG	Galaxy Ent European Warrants Jun 2017 A	0.250	40.8800	2017/06/30	70,000,000	2016/10/14
13751	UBS AG	Lenovo European Warrants Feb 2017 A	0.252	6.39 per unit	2017/02/24	40,000,000	2016/10/14
13749	UBS AG	PetroChina European Warrants Mar 2017 A	0.182	7.01 per unit	2017/03/24	70,000,000	2016/10/14
13750	UBS AG	SPDR Gold Trust European Warrants Apr 2017 A	0.687	1,000 per 100 units	2017/04/13	50,000,000	2016/10/14
13745	UBS AG	Yanzhou Coal European Wts Aug 2018 A	0.164	6.6900	2018/08/28	70,000,000	2016/10/14
13786	Credit Suisse AG	Lenovo European Warrants Apr 2017 A	0.375	5.78 per unit	2017/04/18	30,000,000	2016/10/17
13787	Credit Suisse AG	SPDR Gold Trust European Warrants Apr 17 A	0.300	1,098 per 100 units	2017/04/18	35,000,000	2016/10/17
13776	HK Bank	CNOOC European Warrants Mar 2017 A	0.500	11.40 per unit	2017/03/01	40,000,000	2016/10/17
13774	HK Bank	Zijin Mining European Warrants Jul 2017 A	0.300	2.70 per unit	2017/07/31	40,000,000	2016/10/17
13788	J P Morgan SP BV	China Taiping European Wts Apr 2017 A	0.156	18.8800	2017/04/03	80,000,000	2016/10/17
13789	J P Morgan SP BV	Zijin Mining European Warrants Jul 2017 A	0.253	3 per unit	2017/07/03	60,000,000	2016/10/17
13777	Macquarie Bank Ltd.	HKEX European Warrants Oct 2017 C	0.334	388.8800	2017/10/04	30,000,000	2016/10/17
13772	Macquarie Bank Ltd.	Tencent European Warrants May 2017 B	0.250	350.8800	2017/05/04	40,000,000	2016/10/17
13773	SG Issuer	HSI European Warrants Dec 2017 A	0.250	28,000 per 6,000 units	2017/12/28	150,000,000	2016/10/17
13778	SG Issuer	HSI European Put Warrants Mar 2017 F	0.170	24,500 per 10,000 units	2017/03/30	150,000,000	2016/10/17
13782	UBS AG	CNOOC European Put Warrants May 2018 A	0.250	10.3800	2018/05/21	40,000,000	2016/10/17
13780	UBS AG	PetroChina European Put Warrants Apr 2017 A	0.392	5.08 per unit	2017/04/18	50,000,000	2016/10/17
13781	UBS AG	Wynn Macau European Put Warrants Oct 2017 A	0.250	11.8000	2017/10/16	40,000,000	2016/10/17
27694*	J P Morgan SP BV	China Life European Warrants Apr 2017 A	0.106	23.1000	2017/04/28	100,000,000	2016/10/17
13801	HK Bank	Ch Comm Cons European Warrants Oct 2017 A	0.150	8.9900	2017/10/26	80,000,000	2016/10/18
13791	HK Bank	PetroChina European Warrants Mar 2017 A	0.350	5.73 per unit	2017/03/01	40,000,000	2016/10/18
13790	HK Bank	PetroChina European Warrants Apr 2017 A	0.300	6.18 per unit	2017/04/28	40,000,000	2016/10/18
13799	HK Bank	SHK Ppt European Warrants Apr 2017 A	0.350	126.8800	2017/04/28	40,000,000	2016/10/18
13800	HK Bank	SHK Ppt European Put Warrants Aug 2017 A	0.150	112.78 per 100 units	2017/08/02	80,000,000	2016/10/18
13810	J P Morgan SP BV	CKH European Put Warrants Mar 2017 A	0.404	88.8800	2017/03/02	60,000,000	2016/10/18
13811	J P Morgan SP BV	CNOOC European Warrants May 2017 A	0.496	12.18 per unit	2017/05/02	100,000,000	2016/10/18

Newly listed derivative warrants (continued)

Code	Issuer	Name of issue	Issue prices (HK\$)	Strike level/ Subscription price (HK\$) per 10 units	Subscription/ exercise period	Unit issued on initial listing	Listing date
13809	J P Morgan SP BV	Galaxy Ent European Warrants May 2017 A	0.288	37.3700	2017/05/02	100,000,000	2016/10/18
13808	J P Morgan SP BV	SPDR Gold Trust European Wts Apr 2017 A	0.459	1,050 per 100 units	2017/04/18	25,000,000	2016/10/18
13803	Macquarie Bank Ltd.	CNBM European Warrants Jul 2017 A	0.556	3.98 per unit	2017/07/04	18,000,000	2016/10/18
13807	Macquarie Bank Ltd.	Fuyao Glass European Warrants Aug 17 A	0.279	30.8800	2017/08/02	36,000,000	2016/10/18
13804	Macquarie Bank Ltd.	ICBC European Warrants Jun 2017 B	0.251	5.88 per unit	2017/06/02	40,000,000	2016/10/18
13806	Macquarie Bank Ltd.	China Mengniu European Wts Feb 2018 A	0.250	18.8800	2018/02/02	40,000,000	2016/10/18
13802	SG Issuer	China Overseas European Warrants May 2017 A	0.250	24.8800	2017/05/05	40,000,000	2016/10/18
27884#	J P Morgan SP BV	HKEX European Warrants Feb 2017 A	0.097	220.08 per 100 units	2017/02/28	200,000,000	2016/10/18
13828	BNP Paribas Arbit Issu B.V.	CNOOC European Wts Jul 2017 A	0.640	12.88 per unit	2017/07/04	30,000,000	2016/10/19
13833	BNP Paribas Arbit Issu B.V.	Sinopec Corp Eu Wts Aug 2017 A	0.310	7 per unit	2017/08/02	40,000,000	2016/10/19
13839	BNP Paribas Arbit Issu B.V.	Geely Auto Euro Wts Aug 2017 A	0.660	10 per unit	2017/08/02	30,000,000	2016/10/19
13836	BNP Paribas Arbit Issu B.V.	Galaxy Ent Euro Wts Aug 2017 A	0.250	40.0000	2017/08/02	50,000,000	2016/10/19
13840	BNP Paribas Arbit Issu B.V.	HSI European Wts Jun 2017 C	0.250	24,000 per 5,500 units	2017/06/29	80,000,000	2016/10/19
13841	BNP Paribas Arbit Issu B.V.	HSI Euro Put Wts Jun 2017 D	0.260	22,500 per 6,000 units	2017/06/29	80,000,000	2016/10/19
13830	BNP Paribas Arbit Issu B.V.	PetroCh Euro Wts Aug 2017 A	0.280	7 per unit	2017/08/02	40,000,000	2016/10/19
13835	BNP Paribas Arbit Issu B.V.	Sands China Euro Wt Oct 2017 A	0.270	45.0000	2017/10/04	50,000,000	2016/10/19
13855	Credit Suisse AG	Ch Comm Cons European Warrants Oct 2017 A	0.150	9.0100	2017/10/30	70,000,000	2016/10/19
13846	Credit Suisse AG	China Re European Warrants Apr 2017 A	0.250	2.12 per unit	2017/04/28	40,000,000	2016/10/19
13854	Credit Suisse AG	CITIC Sec European Warrants Apr 2017 A	0.150	18.9000	2017/04/28	70,000,000	2016/10/19
13849	Credit Suisse AG	CRRC European Warrants Sep 2017 A	0.150	8.1100	2017/09/29	70,000,000	2016/10/19
13856	Credit Suisse AG	HTSC European Warrants Jun 2017 A	0.250	18.0200	2017/06/28	40,000,000	2016/10/19
13852	Credit Suisse AG	Li & Fung European Warrants Mar 2017 A	0.360	4.11 per unit	2017/03/24	30,000,000	2016/10/19
13847	Credit Suisse AG	Zijin Mining European Warrants Apr 2017 A	0.250	2.72 per unit	2017/04/28	40,000,000	2016/10/19
13865	Goldman Sachs SP (Asia)	CGS European Warrants Apr 2017 A	0.341	8.60 per unit	2017/04/28	30,000,000	2016/10/19
13868	Goldman Sachs SP (Asia)	China Mobile Euro Wts Feb 2017 A	0.158	109.9800	2017/02/24	70,000,000	2016/10/19
13866	Goldman Sachs SP (Asia)	China Mobile Euro Wts Mar 2017 B	0.268	102.9800	2017/03/28	80,000,000	2016/10/19
13826	HK Bank	China Mobile European Warrants Mar 2017 B	0.400	100.1000	2017/03/30	50,000,000	2016/10/19
13822	HK Bank	China Overseas European Warrants Jul 2017 A	0.150	27.3300	2017/07/24	80,000,000	2016/10/19
13823	HK Bank	KECL European Warrants Apr 2017 A	0.300	7 per unit	2017/04/28	40,000,000	2016/10/19
13821	HK Bank	SHK Ppt European Warrants Apr 2017 B	0.500	116.8800	2017/04/28	40,000,000	2016/10/19
13859	J P Morgan SP BV	China Life European Warrants Mar 2017 A	0.451	24.50 per unit	2017/03/01	80,000,000	2016/10/19
13858	J P Morgan SP BV	Galaxy Ent European Put Wts Jun 2017 B	0.294	29.2900	2017/06/02	100,000,000	2016/10/19
13813	Macquarie Bank Ltd.	Tencent European Warrants May 2017 C	0.913	270.8800	2017/05/04	11,000,000	2016/10/19
13812	Macquarie Bank Ltd.	Travelsky Tech European Wts Sep 2017 A	0.257	26.8800	2017/09/11	39,000,000	2016/10/19
13845	SG Issuer	CP&CC European Warrants Jun 2017 A	0.390	6.38 per unit	2017/06/05	30,000,000	2016/10/19
13842	SG Issuer	China Tel European Warrants Jul 2017 A	0.340	4.28 per unit	2017/07/05	30,000,000	2016/10/19
13814	SG Issuer	GCL-Poly Eu Wt Aug 2017 A	0.205	1.38 per unit	2017/08/03	50,000,000	2016/10/19
13815	SG Issuer	Geely Auto European Warrants Aug 2017 A	0.870	8.88 per unit	2017/08/03	12,000,000	2016/10/19
13816	SG Issuer	HLand European Warrants Aug 2017 A	0.345	48.8800	2017/08/03	29,000,000	2016/10/19
13843	SG Issuer	Huaneng Power European Warrants Aug 2017 A	0.340	5.88 per unit	2017/08/03	30,000,000	2016/10/19
13818	SG Issuer	JIANC European Warrants Jul 2017 A	0.810	11.08 per unit	2017/07/05	13,000,000	2016/10/19
13844	SG Issuer	Li & Fung European Warrants Jul 2017 A	0.340	4.38 per unit	2017/07/05	30,000,000	2016/10/19
13861	UBS AG	Agricultural Bank European Warrants Jul 2017 A	0.164	3.71 per unit	2017/07/26	70,000,000	2016/10/19

Newly listed derivative warrants (continued)

Code	Issuer	Name of issue	Issue prices (HK\$)	Strike level/ Subscription price (HK\$) per 10 units	Subscription/ exercise period	Unit issued on initial listing	Listing date
13860	UBS AG	CC Bank European Warrants Apr 2017 A	0.263	6.38 per unit	2017/04/18	70,000,000	2016/10/19
13862	UBS AG	Minsheng Bank European Warrants Mar 2017 A	0.520	9.69 per unit	2017/03/29	70,000,000	2016/10/19
13864	UBS AG	Zijin Mining European Warrants Apr 2017 A	0.248	2.81 per unit	2017/04/28	50,000,000	2016/10/19
13892	BNP Paribas Arbit Issu B.V.	Ch Mobile Euro Wts Jul 2017 B	0.580	98.0000	2017/07/04	40,000,000	2016/10/20
13888	BNP Paribas Arbit Issu B.V.	CSOP A50 ETF Eu Wts Aug 2017 B	0.370	12.40 per unit	2017/08/02	40,000,000	2016/10/20
13891	BNP Paribas Arbit Issu B.V.	Ping An European Wt Jul 2017 A	0.370	40.6800	2017/07/04	60,000,000	2016/10/20
13890	BNP Paribas Arbit Issu B.V.	Tencent Hldgs Eu Wt Jul 2017 B	0.250	212 per 100 units	2017/07/04	100,000,000	2016/10/20
13893	BNP Paribas Arbit Issu B.V.	Tencent Eu Put Wt Nov 2017 A	0.180	190 per 100 units	2017/11/02	100,000,000	2016/10/20
13897	Credit Suisse AG	HKEX European Warrants Jul 2017 A	0.150	229 per 100 units	2017/07/18	100,000,000	2016/10/20
13894	Credit Suisse AG	Tencent Holdings European Wts Apr 2017 F	0.150	223 per 100 units	2017/04/06	100,000,000	2016/10/20
13869	Goldman Sachs SP (Asia)	CC Bank European Wts Feb 2017 B	0.150	6.28 per unit	2017/02/22	70,000,000	2016/10/20
13873	HK Bank	China Life European Warrants Mar 2017 A	0.150	21.5500	2017/03/31	80,000,000	2016/10/20
13879	HK Bank	HSCEI European Warrants Dec 2017 A	0.160	11,250 per 4,000 units	2017/12/28	180,000,000	2016/10/20
13876	HK Bank	Tencent European Warrants Mar 2017 C	0.150	223.08 per 100 units	2017/03/31	100,000,000	2016/10/20
13906	J P Morgan SP BV	Geely Auto European Warrants May 2017 A	0.600	9.18 per unit	2017/05/02	60,000,000	2016/10/20
13872	J P Morgan SP BV	HSI European Warrants May 2017 E	0.151	25,300 per 6,200 units	2017/05/29	300,000,000	2016/10/20
13905	J P Morgan SP BV	Tencent European Warrants May 2017 A	0.151	228 per 100 units	2017/05/31	200,000,000	2016/10/20
13898	Macquarie Bank Ltd.	Agricultural Bk Euro Put Wt Aug 2017 B	0.250	2.88 per unit	2017/08/02	40,000,000	2016/10/20
13900	Macquarie Bank Ltd.	Sinopec Corp Euro Put Wts Jun 2017 A	0.272	4.88 per unit	2017/06/02	37,000,000	2016/10/20
13880	Macquarie Bank Ltd.	Tencent European Put Wts May 2017 D	0.668	165.8800	2017/05/04	15,000,000	2016/10/20
13881	SG Issuer	CKI Holdings European Warrants May 2017 A	0.455	65.8800	2017/05/05	22,000,000	2016/10/20
13883	SG Issuer	HN Renewables European Warrants May 2017 A	0.335	3.18 per unit	2017/05/05	30,000,000	2016/10/20
13885	SG Issuer	Stanchart European Warrants May 2017 A	0.670	63.8800	2017/05/05	15,000,000	2016/10/20
13887	SG Issuer	Tencent European Warrants Oct 2017 D	0.150	252.68 per 100 units	2017/10/06	200,000,000	2016/10/20
13904	UBS AG	Geely Auto European Put Warrants Jun 2017 A	0.639	6.30 per unit	2017/06/26	20,000,000	2016/10/20
13903	UBS AG	HSI European Warrants Apr 2017 C	0.250	22,600 per 8,000 units	2017/04/27	300,000,000	2016/10/20
13902	UBS AG	Kingsoft European Warrants Mar 2017 B	0.183	22.7300	2017/03/22	100,000,000	2016/10/20
13910	Goldman Sachs SP (Asia)	Ping An European Wts Mar 2017 C	0.150	47.0000	2017/03/27	100,000,000	2016/10/21
13913	Goldman Sachs SP (Asia)	Tencent European Wt Mar 2017 D	0.150	223.08 per 100 units	2017/03/29	300,000,000	2016/10/21
13911	Goldman Sachs SP (Asia)	Tencent European Put Wt Mar 2017 C	0.150	209.80 per 100 units	2017/03/29	200,000,000	2016/10/21
13907	Macquarie Bank Ltd.	Li Ning European Warrants Sep 2019 A	0.250	6.3800	2019/09/17	40,000,000	2016/10/21
13908	Macquarie Bank Ltd.	MTRC European Warrants Sep 2017 A	0.250	51.3300	2017/09/04	40,000,000	2016/10/21
10418	SG Issuer	Nikkei 225 European Warrants Jun 2017 A	0.215	17,000 per 600 units	2017/06/09	150,000,000	2016/10/21
10419	SG Issuer	Nikkei 225 European Warrants Sep 2017 A	0.250	18,500 per 450 units	2017/09/08	150,000,000	2016/10/21
10420	SG Issuer	Nikkei 225 European Put Warrants Jun 2017 B	0.250	16,000 per 450 units	2017/06/09	150,000,000	2016/10/21
10421	BNP Paribas Arbit Issu B.V.	GBP/USD European Wts Jun 2017A	0.250	1.32 per 1 units	2017/06/23	50,000,000	2016/10/24
13923	Macquarie Bank Ltd.	Chi Res Land European Put Wts Jul17A	0.250	17.8800	2017/07/04	40,000,000	2016/10/24
13918	Macquarie Bank Ltd.	Geely Auto European Wts Jul 2017 A	0.740	11.88 per unit	2017/07/04	14,000,000	2016/10/24
13919	Macquarie Bank Ltd.	Tencent European Warrants May 2017 E	1.649	230.8800	2017/05/04	10,000,000	2016/10/24
13924	SG Issuer	GWMC European Warrants Sep 2017 A	0.150	9.3900	2017/09/05	80,000,000	2016/10/24
13925	SG Issuer	HS H-SH European Put Warrants May 2017 A	0.435	86.8800	2017/05/05	25,000,000	2016/10/24
13928	UBS AG	China Mobile European Warrants Apr 2017 B	0.493	98.0000	2017/04/24	100,000,000	2016/10/24
13927	UBS AG	Sands China European Warrants Apr 2017 B	0.250	38.3800	2017/04/24	40,000,000	2016/10/24

Newly listed derivative warrants (continued)

Code	Issuer	Name of issue	Issue prices (HK\$)	Strike level/ Subscription price (HK\$) per 10 units	Subscription/ exercise period	Unit issued on initial listing	Listing date
12652#	Goldman Sachs SP (Asia)	China Life Euro Wts Apr 2017 A	0.086	23.0800	2017/04/24	120,000,000	2016/10/24
13224#	Credit Suisse AG	China Life European Warrants Apr 2017 A	0.090	23.1000	2017/04/28	150,000,000	2016/10/24
13933	BOCI Asia Ltd.	CKP European Warrants May 2017 A	0.329	60.0000	2017/05/08	100,000,000	2016/10/25
13935	BOCI Asia Ltd.	China Mobile European Warrants Apr 2017 B	0.342	100.0000	2017/04/03	200,000,000	2016/10/25
13936	BOCI Asia Ltd.	China Mobile European Put Wts May 2017 A	0.357	85.0000	2017/05/02	100,000,000	2016/10/25
13932	BOCI Asia Ltd.	Lenovo European Warrants May 2017 A	0.335	5.80 per unit	2017/05/05	100,000,000	2016/10/25
13937	Goldman Sachs SP (Asia)	China Life Euro Wts Mar 2017 A	0.150	21.5500	2017/03/29	120,000,000	2016/10/25
13938	Macquarie Bank Ltd.	CKH European Warrants May 2017 A	0.500	109.8800	2017/05/04	20,000,000	2016/10/25
13941	Macquarie Bank Ltd.	Greatwall Motor European Wts Nov 2018 A	0.250	11.8800	2018/11/02	40,000,000	2016/10/25
13939	Macquarie Bank Ltd.	Yanzhou Coal European Wts May 2017 A	0.791	6.88 per unit	2017/05/04	13,000,000	2016/10/25
13929	SG Issuer	Geely Auto European Warrants Jun 2018 A	0.250	8.2200	2018/06/05	70,000,000	2016/10/25
13931	SG Issuer	HSCEI European Put Warrants Aug 2017 A	0.250	9,100 per 4,000 units	2017/08/30	150,000,000	2016/10/25
13945	UBS AG	HSBC European Put Warrants Mar 2017 C	0.188	51.3300	2017/03/13	100,000,000	2016/10/25
13943	UBS AG	HSI European Put Warrants Apr 2017 D	0.170	22,200 per 6,000 units	2017/04/27	300,000,000	2016/10/25
13956	Credit Suisse AG	Ch Overseas European Warrants May 2017 A	0.250	24.9800	2017/05/31	50,000,000	2016/10/26
13949	Credit Suisse AG	Geely Auto European Warrants Apr 2017 A	0.450	11.08 per unit	2017/04/28	30,000,000	2016/10/26
13952	Credit Suisse AG	Geely Auto European Put Warrants Apr 17 B	0.430	6.72 per unit	2017/04/28	25,000,000	2016/10/26
13953	Credit Suisse AG	Ping An European Warrants Mar 2017 C	0.205	43.0500	2017/03/02	80,000,000	2016/10/26
13948	Macquarie Bank Ltd.	AIA European Warrants Jun 2017 A	0.283	59.9800	2017/06/02	36,000,000	2016/10/26
13947	Macquarie Bank Ltd.	PWR Assets European Put Wts Sep17A	0.251	58.8800	2017/09/05	40,000,000	2016/10/26
13958	UBS AG	Geely Auto European Warrants Apr 2017 A	0.526	10.38 per unit	2017/04/25	40,000,000	2016/10/26
13963	BOCI Asia Ltd.	Geely Auto European Warrants May 2017 A	0.585	9.88 per unit	2017/05/08	100,000,000	2016/10/27
13962	BOCI Asia Ltd.	Greatwall Motor European Warrants Sep 2017A	0.158	9.3900	2017/09/04	100,000,000	2016/10/27
13961	BOCI Asia Ltd.	Tencent Holdings European Wts Apr 2017 B	0.150	222.88 per 100 units	2017/04/06	200,000,000	2016/10/27
13960	BOCI Asia Ltd.	Yanzhou Coal European Warrants Sep 2018 A	0.150	6.6900	2018/09/05	100,000,000	2016/10/27
13969	Credit Suisse AG	CNOOC European Put Warrants Apr 2017 A	0.250	8.87 per unit	2017/04/05	40,000,000	2016/10/27
13959	Goldman Sachs SP (Asia)	AIA European Warrants Apr 2017 A	0.150	60.8800	2017/04/07	80,000,000	2016/10/27
13965	HK Bank	Dongfeng Motor European Warrants Dec 2017 A	0.150	8.8900	2017/12/22	80,000,000	2016/10/27
13968	HK Bank	Greatwall Motor European Warrants Aug 2017 A	0.150	9.3900	2017/08/30	80,000,000	2016/10/27
13988	J P Morgan SP BV	GCL-Poly European Warrants Aug 2017 A	0.150	1.38 per unit	2017/08/01	70,000,000	2016/10/27
13986	J P Morgan SP BV	Geely Auto European Warrants Dec 2018 A	0.250	10.4000	2018/12/31	200,000,000	2016/10/27
13980	Macquarie Bank Ltd.	China Life European Put Warrants Apr18A	0.250	17.8800	2018/04/04	40,000,000	2016/10/27
13979	Macquarie Bank Ltd.	China Shenhua European Wts Dec 2017 A	0.251	19.8800	2017/12/04	40,000,000	2016/10/27
13964	SG Issuer	GAC European Warrants Sep 2017 A	0.160	13.6000	2017/09/18	70,000,000	2016/10/27
13991	J P Morgan SP BV	CAM CSI300 European Warrants Sep 2017 A	0.250	43.4300	2017/09/04	100,000,000	2016/10/31
13995	J P Morgan SP BV	BOC HK European Warrants Dec 2017 A	0.250	32.0000	2017/12/29	100,000,000	2016/10/31
13994	J P Morgan SP BV	China Mob European Wts May 2017 A	0.480	95.5000	2017/05/02	100,000,000	2016/10/31
13992	J P Morgan SP BV	CSOP A50 ETF European Warrants Mar 2017 A	0.385	12.02 per unit	2017/03/02	100,000,000	2016/10/31
13993	J P Morgan SP BV	A50 China European Warrants Feb 2017 A	0.151	11.68 per unit	2017/02/03	100,000,000	2016/10/31
13990	Macquarie Bank Ltd.	Ch State Con European Wts Dec 2017 A	0.250	14.6000	2017/12/04	40,000,000	2016/10/31
13989	Macquarie Bank Ltd.	HKEX European Warrants Jun 2017 A	0.336	310.8800	2017/06/02	30,000,000	2016/10/31
26884#	Credit Suisse AG	Car Inc European Warrants Mar 2017 A	0.053	10.0000	2017/03/31	190,000,000	2016/10/31
14009	Credit Suisse AG	AAC Acoustic European Warrants Oct 2017 B	0.205	73.93 per 100 units	2017/10/09	70,000,000	2016/11/01

Newly listed derivative warrants (continued)

Code	Issuer	Name of issue	Issue prices (HK\$)	Strike level/ Subscription price (HK\$) per 10 units	Subscription/ exercise period	Unit issued on initial listing	Listing date
14007	Credit Suisse AG	China Mobile European Warrants Apr 2017 B	0.385	95.9300	2017/04/03	60,000,000	2016/11/01
14010	Goldman Sachs SP (Asia)	CAM CSI300 European Wts Jun 2017 A	0.250	42.8000	2017/06/30	80,000,000	2016/11/01
14001	Macquarie Bank Ltd.	BOCHK European Warrants Nov 2017 A	1.005	38.88 per unit	2017/11/02	10,000,000	2016/11/01
13996	Macquarie Bank Ltd.	China Life European Wts Mar 2018 B	0.250	22.8800	2018/03/02	40,000,000	2016/11/01
14000	Macquarie Bank Ltd.	CSOP A50 ETF European Wts May 2017 A	0.475	13.14 per unit	2017/05/04	36,000,000	2016/11/01
14002	Macquarie Bank Ltd.	Galaxy Ent European Wts Sep 2017 A	0.250	41.3300	2017/09/04	40,000,000	2016/11/01
14006	UBS AG	China Life European Warrants Mar 2017 A	0.150	21.5500	2017/03/30	100,000,000	2016/11/01
14003	UBS AG	China Mobile European Warrants Apr 2017 C	0.230	102.9800	2017/04/03	100,000,000	2016/11/01
14004	UBS AG	Ping An European Warrants Apr 2017 D	0.310	41.9300	2017/04/21	100,000,000	2016/11/01
13044 [#]	Credit Suisse AG	Ping An European Warrants Mar 2017 B	0.130	45.2800	2017/03/08	80,000,000	2016/11/01
14024	Credit Suisse AG	CHALCO European Wts May 2017 A	0.250	3.55 per unit	2017/05/08	40,000,000	2016/11/02
14019	Credit Suisse AG	Cathay Pacific European Warrants May 17 A	0.830	12.18 per unit	2017/05/31	15,000,000	2016/11/02
14018	Credit Suisse AG	China State Con European Warrants Dec17 A	0.250	13.2800	2017/12/29	40,000,000	2016/11/02
14025	Credit Suisse AG	Henganintl European Warrants May 2017 A	0.540	73.0800	2017/05/04	25,000,000	2016/11/02
14026	Bank of East Asia	BYD European Warrants Dec 2018 B	0.166	55.05 per 100 units	2018/12/24	70,000,000	2016/11/02
14027	Bank of East Asia	Geely Auto European Warrants Dec 2018 A	0.250	10.8800	2018/12/24	60,000,000	2016/11/02
14012	Bank of East Asia	Great Wall Motor European Wts Feb 2018 A	0.250	9.8800	2018/02/23	40,000,000	2016/11/02
14011	Goldman Sachs SP (Asia)	Geely Auto European Wts Sep 2017 A	0.250	8.5000	2017/09/29	80,000,000	2016/11/02
14015	HK Bank	China Shenhua European Warrants Sep 2017 A	0.180	18.2000	2017/09/22	80,000,000	2016/11/02
14017	HK Bank	Geely Auto European Warrants May 2017 A	0.700	9.80 per unit	2017/05/02	20,000,000	2016/11/02
14028	J P Morgan SP BV	AAC Acoustic European Warrants Oct 2017 A	0.150	90.88 per 100 units	2017/10/23	80,000,000	2016/11/02
14013	J P Morgan SP BV	Greatwall Motor European Wts Sep 2017 A	0.150	9.3900	2017/09/01	80,000,000	2016/11/02
14030	Credit Suisse AG	AIA European Warrants Apr 2017 A	0.214	55.9300	2017/04/03	70,000,000	2016/11/03
14032	Credit Suisse AG	China Life European Warrants Sep 2017 B	0.250	20.6600	2017/09/04	80,000,000	2016/11/03
14034	Haitong Int'l Sec	BYD European Warrants Feb 2018 A	0.150	46.05 per 100 units	2018/02/26	70,000,000	2016/11/03
14036	Haitong Int'l Sec	China Shenhua European Warrants Sep 17 A	0.220	18.1800	2017/09/22	50,000,000	2016/11/03
14033	Haitong Int'l Sec	Kingsoft European Warrants Mar 2017 A	0.150	22.3800	2017/03/30	70,000,000	2016/11/03
14048	J P Morgan SP BV	AIA European Warrants Mar 2017 A	0.202	55.0000	2017/03/31	100,000,000	2016/11/03
14047	J P Morgan SP BV	China Life European Warrants Nov 2017 B	0.186	20.8800	2017/11/02	100,000,000	2016/11/03
14049	J P Morgan SP BV	Sinopec Corp European Warrants May 2017 A	0.321	6.08 per unit	2017/05/04	100,000,000	2016/11/03
14054	J P Morgan SP BV	Tencent European Warrants Mar 2017 C	0.999	231.0000	2017/03/02	100,000,000	2016/11/03
14039	Macquarie Bank Ltd.	China Life European Wts May 2017 B	0.770	23.88 per unit	2017/05/04	13,000,000	2016/11/03
14040	Macquarie Bank Ltd.	CNOOC European Warrants Nov 2017 A	0.401	14.88 per unit	2017/11/02	25,000,000	2016/11/03
14042	Macquarie Bank Ltd.	Sands China European Wts Jul 2017 B	0.250	40.0800	2017/07/04	40,000,000	2016/11/03
14038	Macquarie Bank Ltd.	Tencent European Warrants Jun 2017 B	0.250	330.8800	2017/06/02	40,000,000	2016/11/03
14043	SG Issuer	China Res Land European Warrants Jun 2017 A	0.250	19.8800	2017/06/05	40,000,000	2016/11/03
14044	SG Issuer	Shenhua European Warrants Dec 2017 A	0.200	19.8800	2017/12/05	50,000,000	2016/11/03
14046	SG Issuer	Henganintl Eu Wt Sep 2017 A	0.780	68.8800	2017/09/05	13,000,000	2016/11/03
27071 [#]	Credit Suisse AG	HKEX European Warrants Feb 2017 A	0.080	220.20 per 100 units	2017/02/28	150,000,000	2016/11/03
14058	Credit Suisse AG	BYD European Warrants Mar 2017 A	0.415	58.9300	2017/03/02	25,000,000	2016/11/04
14061	Credit Suisse AG	CKH Holdings European Warrants May 2017 A	0.510	99.9900	2017/05/05	40,000,000	2016/11/04
14059	Credit Suisse AG	GCL-Poly Energy European Wts Aug 2017 A	0.250	1.17 per unit	2017/08/30	50,000,000	2016/11/04
14060	Credit Suisse AG	CSR Times European Warrants May 2017 A	0.450	41.8800	2017/05/08	40,000,000	2016/11/04

Newly listed derivative warrants (continued)

Code	Issuer	Name of issue	Issue prices (HK\$)	Strike level/ Subscription price (HK\$) per 10 units	Subscription/ exercise period	Unit issued on initial listing	Listing date
14064	J P Morgan SP BV	Belle Int'l European Warrants Jun 2019 B	0.151	5.6900	2019/06/26	100,000,000	2016/11/04
14067	J P Morgan SP BV	CPIC European Warrants May 2017 A	0.250	32.0000	2017/05/05	80,000,000	2016/11/04
14069	J P Morgan SP BV	Ping An European Warrants May 2017 B	0.167	45.0000	2017/05/02	100,000,000	2016/11/04
14065	J P Morgan SP BV	Sands China European Warrants Apr 2017 D	0.213	35.9000	2017/04/03	100,000,000	2016/11/04
14063	J P Morgan SP BV	WH Group European Warrants Dec 2018 A	0.250	7.2800	2018/12/31	60,000,000	2016/11/04
14055	Macquarie Bank Ltd.	CHALCO European Warrants Jun 2017 A	0.334	3.68 per unit	2017/06/02	30,000,000	2016/11/04
14056	SG Issuer	Ch Mob European Warrants Apr 2017 C	0.295	95.9300	2017/04/06	60,000,000	2016/11/04
14057	SG Issuer	China Overseas European Warrants Jun 2017 A	0.170	27.5000	2017/06/05	60,000,000	2016/11/04
14073	BOCI Asia Ltd.	China Life European Warrants Dec 2017 A	0.250	20.2800	2017/12/18	200,000,000	2016/11/07
14072	BOCI Asia Ltd.	HKEX European Warrants Jul 2017 B	0.160	216 per 100 units	2017/07/03	200,000,000	2016/11/07
14088	Goldman Sachs SP (Asia)	AIA European Warrants Mar 2017 B	0.150	53.0000	2017/03/29	80,000,000	2016/11/07
14082	HK Bank	AIA European Warrants May 2017 A	0.300	50.3800	2017/05/31	50,000,000	2016/11/07
14081	J P Morgan SP BV	AIA European Warrants Feb 2017 B	0.214	53.0000	2017/02/07	100,000,000	2016/11/07
14089	J P Morgan SP BV	CKH European Warrants Jun 2017 A	0.403	103.8800	2017/06/05	100,000,000	2016/11/07
14085	Macquarie Bank Ltd.	AIA European Warrants Jun 2017 B	0.425	48.8800	2017/06/02	24,000,000	2016/11/07
14086	Macquarie Bank Ltd.	HKEX European Warrants Jun 2019 A	0.250	288.88 per 100 units	2019/06/04	40,000,000	2016/11/07
14075	Macquarie Bank Ltd.	Tencent European Warrants Feb 2019 A	0.250	299.88 per 100 units	2019/02/04	50,000,000	2016/11/07
14074	SG Issuer	AIA European Warrants Jun 2017 B	0.330	52.9800	2017/06/05	80,000,000	2016/11/07
14083	UBS AG	AIA European Warrants Mar 2017 A	0.280	53.0400	2017/03/30	100,000,000	2016/11/07
14084	UBS AG	Sands China European Warrants Jun 2017 A	0.162	42.0500	2017/06/27	70,000,000	2016/11/07
14097	Credit Suisse AG	AIA European Warrants Feb 2017 C	0.150	53.0500	2017/02/07	70,000,000	2016/11/08
14098	Credit Suisse AG	BOC HK European Warrants Dec 2017 A	0.160	32.0500	2017/12/29	70,000,000	2016/11/08
14099	Credit Suisse AG	Chi Res Land European Warrants Jul 2017 A	0.200	20.9300	2017/07/03	50,000,000	2016/11/08
14104	Goldman Sachs SP (Asia)	HSI European Warrants May 2017 A	0.150	24,500 per 6,500 units	2017/05/29	150,000,000	2016/11/08
14105	Goldman Sachs SP (Asia)	HSI European Put Wts Apr 2017 B	0.150	22,200 per 6,000 units	2017/04/27	150,000,000	2016/11/08
14103	Goldman Sachs SP (Asia)	Tencent European Wt May 2017 B	0.150	228.20 per 100 units	2017/05/31	250,000,000	2016/11/08
14123	J P Morgan SP BV	China Shenhua European Wts Nov 2017 A	0.251	20.0000	2017/11/02	80,000,000	2016/11/08
14125	J P Morgan SP BV	HSCEI European Put Warrants Aug 2017 A	0.188	9,100 per 4,000 units	2017/08/30	200,000,000	2016/11/08
14122	Macquarie Bank Ltd.	CITIC European Warrants Dec 2017 A	0.502	16.33 per unit	2017/12/04	20,000,000	2016/11/08
14121	Macquarie Bank Ltd.	China Tel European Warrants Nov 2017 A	0.251	5.33 per unit	2017/11/02	40,000,000	2016/11/08
14111	Macquarie Bank Ltd.	HSBC European Warrants Nov 2017 A	0.250	66.8800	2017/11/02	40,000,000	2016/11/08
14110	SG Issuer	CCoal European Warrants Jul 2017 A	0.360	5.58 per unit	2017/07/05	28,000,000	2016/11/08
14106	SG Issuer	CKP European Warrants Jul 2017 A	0.340	65.0000	2017/07/05	40,000,000	2016/11/08
14091	SG Issuer	CSOP A50 ETF European Warrants May 2017 A	0.290	13.16 per unit	2017/05/05	35,000,000	2016/11/08
14096	SG Issuer	A50 China European Warrants Jun 2017 A	0.325	12.18 per unit	2017/06/05	35,000,000	2016/11/08
14093	SG Issuer	HS H-SHARE European Warrants Jun 2017 A	0.275	109.8800	2017/06/05	40,000,000	2016/11/08
27772#	UBS AG	CNOOC European Warrants Jun 2017 A	0.054	10.9000	2017/06/27	200,000,000	2016/11/08
14143	Credit Suisse AG	AIA European Warrants Mar 2017 A	0.200	49.9300	2017/03/03	70,000,000	2016/11/09
14141	Goldman Sachs SP (Asia)	Ping An European Wts Apr 2017 A	0.240	41.8800	2017/04/21	80,000,000	2016/11/09
14136	HK Bank	China Mobile European Warrants Jun 2017 B	0.500	91.8800	2017/06/30	40,000,000	2016/11/09
14130	HK Bank	Sinopec Corp European Warrants Jun 2017 A	0.300	6.28 per unit	2017/06/30	40,000,000	2016/11/09
14132	HK Bank	HSCEI European Put Warrants Aug 2017 A	0.180	9,058 per 4,000 units	2017/08/30	100,000,000	2016/11/09
14137	HK Bank	HSI European Put Warrants Apr 2017 C	0.160	22,288 per 6,000 units	2017/04/27	100,000,000	2016/11/09

Newly listed derivative warrants (continued)

Code	Issuer	Name of issue	Issue prices (HK\$)	Strike level/ Subscription price (HK\$) per 10 units	Subscription/ exercise period	Unit issued on initial listing	Listing date
14129	HK Bank	Tencent European Warrants May 2017 C	0.150	214 per 100 units	2017/05/29	100,000,000	2016/11/09
14145	J P Morgan SP BV	Melco Int'l Dev European Wts Dec 2017 A	0.250	12.0000	2017/12/29	60,000,000	2016/11/09
14138	Macquarie Bank Ltd.	SMIC European Warrants Apr 2019 B	0.278	1.68 per unit	2019/04/16	36,000,000	2016/11/09
14139	Macquarie Bank Ltd.	Stanchart European Warrants Jul 2017 B	0.385	78.8800	2017/07/04	26,000,000	2016/11/09
14140	SG Issuer	CAM CSI300 European Warrants Jul 2017 A	0.170	42.8000	2017/07/05	60,000,000	2016/11/09
14127	SG Issuer	BOCHK European Warrants Jan 2018 A	0.170	32.0500	2018/01/04	60,000,000	2016/11/09
14128	SG Issuer	HSI European Warrants Apr 2017 D	0.165	23,800 per 6,000 units	2017/04/27	150,000,000	2016/11/09
14144	UBS AG	Stanchart European Warrants May 2017 A	0.650	64.8800	2017/05/09	50,000,000	2016/11/09
16422#	Credit Suisse AG	China Mobile European Warrants Mar 2017 A	0.040	90 per 100 units	2017/03/06	250,000,000	2016/11/09
14153	Credit Suisse AG	Ping An European Warrants Apr 2017 C	0.285	41.9300	2017/04/21	70,000,000	2016/11/10
14152	Credit Suisse AG	Tencent Holdings European Wts May 2017 A	0.150	208.93 per 100 units	2017/05/04	150,000,000	2016/11/10
14151	Goldman Sachs SP (Asia)	CKH European Wts Mar 2017 B	0.150	105.9800	2017/03/29	80,000,000	2016/11/10
14146	Goldman Sachs SP (Asia)	Ch Overseas European Wts Apr 2017 A	0.150	24.8800	2017/04/26	80,000,000	2016/11/10
14148	Goldman Sachs SP (Asia)	A50 China European Wts May 2017 A	0.250	12.28 per unit	2017/05/31	80,000,000	2016/11/10
14150	Goldman Sachs SP (Asia)	Lenovo European Wts Apr 2017 A	0.250	5.78 per unit	2017/04/07	40,000,000	2016/11/10
14158	HK Bank	HKEX European Warrants Jun 2017 A	0.150	215.80 per 100 units	2017/06/30	100,000,000	2016/11/10
14159	HK Bank	HKEX European Put Warrants Sep 2017 C	0.180	188.80 per 100 units	2017/09/29	100,000,000	2016/11/10
14160	HK Bank	Tencent European Put Warrants Oct 2017 A	0.180	189.90 per 100 units	2017/10/24	100,000,000	2016/11/10
14162	Macquarie Bank Ltd.	Sinopec Corp European Wts Aug 2017 A	0.250	7.28 per unit	2017/08/02	40,000,000	2016/11/10
14155	Macquarie Bank Ltd.	Geely Auto European Put Ws May17A	0.560	6.09 per unit	2017/05/19	18,000,000	2016/11/10
14156	Macquarie Bank Ltd.	Tencent European Warrants Jun 2017 C	0.405	290.8800	2017/06/02	25,000,000	2016/11/10
14149	UBS AG	CNOOC European Warrants May 2018 B	0.150	10.9000	2018/05/28	150,000,000	2016/11/10
14179	Credit Suisse AG	PCCW European Warrants May 2017 A	0.250	4.98 per unit	2017/05/10	40,000,000	2016/11/11
14185	Goldman Sachs SP (Asia)	HKEX European Warrants Mar 2017 A	0.150	205 per 100 units	2017/03/30	150,000,000	2016/11/11
14178	Goldman Sachs SP (Asia)	PetroChina European Wts Apr 2017 A	0.167	6.18 per unit	2017/04/26	60,000,000	2016/11/11
14163	HK Bank	Greatwall Motor European Warrants Jun 2017 A	0.600	7.88 per unit	2017/06/30	20,000,000	2016/11/11
14177	Macquarie Bank Ltd.	CITIC European Warrants Dec 2017 B	0.501	16.38 per unit	2017/12/04	20,000,000	2016/11/11
14176	Macquarie Bank Ltd.	China Life European Wts Jul 2018 A	0.250	22.8800	2018/07/04	40,000,000	2016/11/11
14174	Macquarie Bank Ltd.	Henganintl European Wts Mar 2018 A	0.534	88.8800	2018/03/02	20,000,000	2016/11/11
14170	Macquarie Bank Ltd.	Want Want China European Wts Jan 2018 A	0.334	6.38 per unit	2018/01/03	35,000,000	2016/11/11
14165	SG Issuer	CMob European Put Warrants Jul 2017 B	0.350	80.0000	2017/07/05	60,000,000	2016/11/11
14167	SG Issuer	Geely Auto European Warrants Oct 2017 A	0.150	8.5000	2017/10/06	80,000,000	2016/11/11
14183	UBS AG	Stanchart European Warrants May 2017 B	0.280	73.8800	2017/05/10	50,000,000	2016/11/11
14184	UBS AG	Tencent Holdings European Warrants May 2017 A	0.150	214.08 per 100 units	2017/05/26	300,000,000	2016/11/11
14222	Credit Suisse AG	China Shenhua European Wts Oct 2017 A	0.250	20.3800	2017/10/31	40,000,000	2016/11/14
14219	Credit Suisse AG	New World Dev European Wts May 2017 A	0.345	9.98 per unit	2017/05/15	30,000,000	2016/11/14
14218	Credit Suisse AG	SHK Ppt European Warrants Apr 2017 A	0.250	116.9800	2017/04/28	40,000,000	2016/11/14
14228	Goldman Sachs SP (Asia)	China Life Euro Wts Aug 2017 A	0.150	20.6800	2017/08/28	150,000,000	2016/11/14
14227	Goldman Sachs SP (Asia)	HSI European Warrants Feb 2017 D	0.150	23,588 per 6,000 units	2017/02/27	150,000,000	2016/11/14
14229	Goldman Sachs SP (Asia)	SHK Ppt European Wts Apr 2017 A	0.250	116.9800	2017/04/21	40,000,000	2016/11/14
14207	HK Bank	BOC HK European Warrants Dec 2017 A	0.150	31.9500	2017/12/22	80,000,000	2016/11/14
14206	HK Bank	BOCL European Warrants Sep 2017 A	0.250	3.65 per unit	2017/09/29	80,000,000	2016/11/14
14194	Haitong Int'l Sec	China Dongxiang European Warrants Aug17A	0.251	2 per unit	2017/08/08	40,000,000	2016/11/14

Newly listed derivative warrants (continued)

Code	Issuer	Name of issue	Issue prices (HK\$)	Strike level/ Subscription price (HK\$) per 10 units	Subscription/ exercise period	Unit issued on initial listing	Listing date
14198	Haitong Int'l Sec	China Mobile European Warrants May 2017A	0.250	99.9000	2017/05/15	50,000,000	2016/11/14
14192	Haitong Int'l Sec	Chow Tai Fook European Warrants Dec 18 A	0.250	6.8000	2018/12/31	40,000,000	2016/11/14
14189	Haitong Int'l Sec	Baiyunshan Ph European Warrants Jun 17 A	0.303	23.5000	2017/06/30	40,000,000	2016/11/14
14188	Haitong Int'l Sec	Huadian Fuxin European Warrants Jun 17 A	0.265	2.08 per unit	2017/06/30	40,000,000	2016/11/14
14190	Haitong Int'l Sec	Phoenixhealth European Warrants Jun 17 A	0.250	14.4800	2017/06/30	50,000,000	2016/11/14
14202	Haitong Int'l Sec	Tencent European Warrants Nov 2017 B	0.150	238 per 100 units	2017/11/28	70,000,000	2016/11/14
14209	Haitong Int'l Sec	Tracker Fund European Warrants Dec 2017A	0.200	22.8800	2017/12/21	50,000,000	2016/11/14
14186	Haitong Int'l Sec	ZTE European Warrants Sep 2017 A	0.250	12.3000	2017/09/29	50,000,000	2016/11/14
14231	J P Morgan SP BV	Henderson Land Dev European Wt Jul 2017 A	0.251	48.0000	2017/07/03	60,000,000	2016/11/14
14234	J P Morgan SP BV	New World Dev European Wts Jul 2017 A	0.354	9.88 per unit	2017/07/03	40,000,000	2016/11/14
14233	J P Morgan SP BV	SHK Ppt European Warrants May 2017 A	0.242	116.9000	2017/05/02	100,000,000	2016/11/14
14235	J P Morgan SP BV	ZTE European Warrants Dec 2017 A	0.252	12.5000	2017/12/29	60,000,000	2016/11/14
14214	Macquarie Bank Ltd.	Baiyunshan Ph European Warrants Sep17A	0.345	25.8800	2017/09/18	29,000,000	2016/11/14
14216	Macquarie Bank Ltd.	ZTE European Warrants Nov 2017 A	0.250	13.1400	2017/11/02	40,000,000	2016/11/14
14210	SG Issuer	CKP European Warrants May 2017 A	0.335	56.8800	2017/05/05	30,000,000	2016/11/14
14204	SG Issuer	NewWorld Dev Eu Wt Jun 2017 A	0.950	9.29 per unit	2017/06/05	12,000,000	2016/11/14
14211	SG Issuer	SHK P European Warrants Jun 2017 A	0.520	109.9900	2017/06/05	25,000,000	2016/11/14
14212	SG Issuer	SHKP European Put Warrants Jun 2017 B	0.425	90.0000	2017/06/05	25,000,000	2016/11/14
14226	UBS AG	China Overseas European Warrants May 2017 A	0.200	25.0300	2017/05/24	70,000,000	2016/11/14
14225	UBS AG	SHK Ppt European Warrants May 2017 A	0.390	113.0000	2017/05/15	40,000,000	2016/11/14
13662#	Credit Suisse AG	China Life European Warrants Apr 2017 C	0.062	21.5500	2017/04/06	170,000,000	2016/11/14
13894#	Credit Suisse AG	Tencent Holdings European Wts Apr 2017 F	0.083	223 per 100 units	2017/04/06	150,000,000	2016/11/14
14242	BNP Paribas Arbit Issu B.V.	China Life Euro Wts Oct 2017 A	0.250	20.0000	2017/10/04	80,000,000	2016/11/15
14243	BNP Paribas Arbit Issu B.V.	Ch Mobile Euro Wts Oct 2017 A	0.490	94.0000	2017/10/04	40,000,000	2016/11/15
14240	BNP Paribas Arbit Issu B.V.	A50 China Euro Wts Aug 2017 A	0.270	12.50 per unit	2017/08/02	40,000,000	2016/11/15
14241	BNP Paribas Arbit Issu B.V.	Ping An European Wt Oct 2017 A	0.270	47.5000	2017/10/04	60,000,000	2016/11/15
14249	Credit Suisse AG	HKEX European Warrants Feb 2017 B	0.485	238.9800	2017/02/27	50,000,000	2016/11/15
14253	Credit Suisse AG	WH Group European Warrants May 2017 A	0.880	7.68 per unit	2017/05/15	15,000,000	2016/11/15
14248	Credit Suisse AG	ZTE European Warrants Oct 2017 A	0.250	13.5600	2017/10/31	40,000,000	2016/11/15
14246	HK Bank	SHK Ppt European Warrants May 2017 A	0.500	108.0000	2017/05/31	30,000,000	2016/11/15
14247	HK Bank	Tencent European Warrants Feb 2017 B	0.500	231.0800	2017/02/28	40,000,000	2016/11/15
14250	Macquarie Bank Ltd.	CITIC Sec European Warrants Sep 2017 A	0.250	20.0000	2017/09/04	40,000,000	2016/11/15
14244	Macquarie Bank Ltd.	China Mobile European Wts Jun 2017 B	0.323	105.0500	2017/06/02	31,000,000	2016/11/15
14245	Macquarie Bank Ltd.	HKEX European Warrants Jun 2017 B	0.716	260.8800	2017/06/02	14,000,000	2016/11/15
14252	Macquarie Bank Ltd.	Henderson Land Dev Euro Wts Oct 2017 A	0.278	50.0000	2017/10/03	36,000,000	2016/11/15
14239	SG Issuer	Tencent European Put Warrants Nov 2017 C	0.175	190 per 100 units	2017/11/03	100,000,000	2016/11/15
14238	SG Issuer	Tencent European Put Warrants Apr 2018 A	0.165	175 per 100 units	2018/04/04	100,000,000	2016/11/15
14236	UBS AG	HSI European Warrants May 2017 B	0.150	24,400 per 6,500 units	2017/05/29	300,000,000	2016/11/15
14237	UBS AG	HSI European Warrants Jun 2017 A	0.150	24,000 per 5,500 units	2017/06/29	300,000,000	2016/11/15
14275	Goldman Sachs SP (Asia)	Tencent European Wt Apr 2017 B	0.150	208.98 per 100 units	2017/04/26	250,000,000	2016/11/16
14257	HK Bank	HSI European Warrants Mar 2017 F	0.160	22,108 per 8,000 units	2017/03/30	150,000,000	2016/11/16
14254	HK Bank	HSI European Warrants Apr 2017 D	0.150	22,708 per 8,000 units	2017/04/27	150,000,000	2016/11/16
14277	J P Morgan SP BV	AIA European Warrants Jun 2017 A	0.251	50.5000	2017/06/02	100,000,000	2016/11/16

Newly listed derivative warrants (continued)

Code	Issuer	Name of issue	Issue prices (HK\$)	Strike level/ Subscription price (HK\$) per 10 units	Subscription/ exercise period	Unit issued on initial listing	Listing date
14290	J P Morgan SP BV	CKP European Warrants May 2017 A	0.238	60.0000	2017/05/02	100,000,000	2016/11/16
14280	J P Morgan SP BV	China Life European Warrants Dec 2017 B	0.180	20.2800	2017/12/11	100,000,000	2016/11/16
14287	J P Morgan SP BV	CNOOC European Warrants May 2017 B	0.414	10.68 per unit	2017/05/15	100,000,000	2016/11/16
14292	J P Morgan SP BV	GCL-Poly European Warrants Aug 2017 B	0.150	1.17 per unit	2017/08/30	80,000,000	2016/11/16
14289	J P Morgan SP BV	HSBC European Warrants Apr 2017 C	0.203	58.8800	2017/04/05	100,000,000	2016/11/16
14272	J P Morgan SP BV	HSI European Warrants Jun 2017 C	0.167	23,900 per 5,500 units	2017/06/29	300,000,000	2016/11/16
14291	J P Morgan SP BV	HSI European Warrants Jun 2017 D	0.250	22,400 per 8,000 units	2017/06/29	300,000,000	2016/11/16
14276	J P Morgan SP BV	HSI European Warrants Jul 2017 A	0.251	23,400 per 6,600 units	2017/07/28	300,000,000	2016/11/16
14284	J P Morgan SP BV	Ping An European Warrants Jun 2017 C	0.275	41.9800	2017/06/01	100,000,000	2016/11/16
14285	J P Morgan SP BV	Stanchart European Warrants Jun 2017 B	0.339	68.8800	2017/06/02	60,000,000	2016/11/16
14258	SG Issuer	AIA European Warrants Jun 2017 C	0.345	47.8800	2017/06/05	80,000,000	2016/11/16
14261	SG Issuer	CITIC Bank European Warrants Jul 2017 A	0.300	5.18 per unit	2017/07/05	34,000,000	2016/11/16
14262	SG Issuer	HSI European Put Warrants May 2017 C	0.250	21,288 per 6,000 units	2017/05/29	150,000,000	2016/11/16
14266	UBS AG	AIA European Warrants Jun 2017 A	0.260	50.8000	2017/06/02	100,000,000	2016/11/16
14265	UBS AG	China Mobile European Warrants May 2017 A	0.393	93.8800	2017/05/15	100,000,000	2016/11/16
14267	UBS AG	CSOP A50 ETF European Warrants May 2017 A	0.345	12.88 per unit	2017/05/15	70,000,000	2016/11/16
14263	UBS AG	HSI European Put Warrants May 2017 C	0.250	21,200 per 6,500 units	2017/05/29	300,000,000	2016/11/16
14309	Credit Suisse AG	HSBC European Wts Aug 2017 A	0.150	68.9300	2017/08/03	100,000,000	2016/11/17
14303	HK Bank	BYD European Warrants Dec 2017 A	0.150	46.85 per 100 units	2017/12/20	180,000,000	2016/11/17
14319	J P Morgan SP BV	Anhui Conch European Warrants Jul 2017 A	0.250	26.8800	2017/07/04	60,000,000	2016/11/17
14315	J P Morgan SP BV	CHALCO European Warrants Jun 2017 A	0.271	3.88 per unit	2017/06/02	40,000,000	2016/11/17
14320	J P Morgan SP BV	CNBM European Warrants Jun 2017 A	0.251	5.08 per unit	2017/06/09	60,000,000	2016/11/17
14321	J P Morgan SP BV	MCC European Warrants Aug 2017 A	0.291	3.28 per unit	2017/08/01	40,000,000	2016/11/17
14295	Macquarie Bank Ltd.	Tencent European Warrants Jun 2017 E	0.838	250.8800	2017/06/02	12,000,000	2016/11/17
14294	Macquarie Bank Ltd.	Tencent European Put Wts Jun 2017 D	1.250	180.8800	2017/06/02	8,000,000	2016/11/17
14306	SG Issuer	CCB European Warrants Jun 2017 A	0.250	6.18 per unit	2017/06/05	60,000,000	2016/11/17
14296	SG Issuer	China Life European Put Warrants Dec 2017 B	0.250	18.2800	2017/12/05	150,000,000	2016/11/17
14307	SG Issuer	Ch Mob European Warrants Jun 2017 A	0.455	92.8800	2017/06/05	60,000,000	2016/11/17
14308	SG Issuer	CRCC European Warrants Dec 2017 A	0.150	13.5000	2017/12/05	70,000,000	2016/11/17
14312	SG Issuer	HSBC European Warrants Aug 2017 A	0.150	68.9300	2017/08/03	100,000,000	2016/11/17
14301	SG Issuer	HSBC European Put Warrants Jun 2017 A	0.250	52.0000	2017/06/05	100,000,000	2016/11/17
14297	SG Issuer	HSCEI European Put Warrants Jun 2017 B	0.250	9,288 per 4,000 units	2017/06/29	150,000,000	2016/11/17
14300	SG Issuer	HSI European Put Warrants May 2017 D	0.250	23,000 per 9,200 units	2017/05/29	150,000,000	2016/11/17
14298	SG Issuer	HSI European Put Warrants Jul 2017 B	0.250	21,888 per 8,500 units	2017/07/28	150,000,000	2016/11/17
14329	BOCI Asia Ltd.	AIA European Warrants May 2017 A	0.256	51.8800	2017/05/22	200,000,000	2016/11/18
14326	BOCI Asia Ltd.	CC Bank European Warrants May 2017 A	0.287	6 per unit	2017/05/26	100,000,000	2016/11/18
14331	BOCI Asia Ltd.	CITIC Sec European Warrants May 2017 A	0.151	18.8800	2017/05/10	100,000,000	2016/11/18
14328	BOCI Asia Ltd.	China Mobile European Warrants May 2017 B	0.314	95.5000	2017/05/08	200,000,000	2016/11/18
14323	BOCI Asia Ltd.	Geely Auto European Warrants Oct 2017 A	0.155	8.5000	2017/10/03	100,000,000	2016/11/18
14322	BOCI Asia Ltd.	Galaxy Ent European Warrants May 2017 B	0.253	36.0000	2017/05/29	100,000,000	2016/11/18
14330	BOCI Asia Ltd.	Ping An European Warrants May 2017 B	0.255	43.0000	2017/05/22	200,000,000	2016/11/18
14324	BOCI Asia Ltd.	Tencent Holdings European Wts Jun 2017 D	0.165	214 per 100 units	2017/06/05	200,000,000	2016/11/18
14349	Credit Suisse AG	CC Bank European Warrants Jul 2017 A	0.250	6.20 per unit	2017/07/31	50,000,000	2016/11/18

Newly listed derivative warrants (continued)

Code	Issuer	Name of issue	Issue prices (HK\$)	Strike level/ Subscription price (HK\$) per 10 units	Subscription/ exercise period	Unit issued on initial listing	Listing date
14357	Credit Suisse AG	CC Bank European Put Warrants May 2017 A	0.250	4.84 per unit	2017/05/17	40,000,000	2016/11/18
14360	Credit Suisse AG	China Life European Put Wts Apr 2017 D	0.150	18.4800	2017/04/28	70,000,000	2016/11/18
14352	Credit Suisse AG	Sinopec Corp European Warrants Jun 2017 A	0.250	6.23 per unit	2017/06/02	40,000,000	2016/11/18
14358	Credit Suisse AG	CSOP A50 ETF European Warrants Mar 2017 B	0.150	13.40 per unit	2017/03/30	70,000,000	2016/11/18
14355	Credit Suisse AG	Galaxy Ent European Warrants May 2017 A	0.250	38.3800	2017/05/31	50,000,000	2016/11/18
14350	Credit Suisse AG	ICBC European Warrants May 2017 A	0.150	5.19 per unit	2017/05/02	70,000,000	2016/11/18
14354	Credit Suisse AG	PICC European Warrants Jun 2017 A	0.610	14.18 per unit	2017/06/05	25,000,000	2016/11/18
14361	Goldman Sachs SP (Asia)	AIA European Warrants May 2017 A	0.250	50.8800	2017/05/29	80,000,000	2016/11/18
14372	Goldman Sachs SP (Asia)	BOCL European Warrants May 2017 C	0.250	3.48 per unit	2017/05/31	80,000,000	2016/11/18
14363	Goldman Sachs SP (Asia)	China Mobile Euro Wts May 2017 A	0.250	93.8800	2017/05/31	80,000,000	2016/11/18
14367	Goldman Sachs SP (Asia)	HSBC European Warrants Jun 2017 A	0.250	67.0000	2017/06/08	80,000,000	2016/11/18
14365	Goldman Sachs SP (Asia)	Ping An European Wts Apr 2017 B	0.150	47.8800	2017/04/26	100,000,000	2016/11/18
14339	HK Bank	Jiangxi Copper European Warrants Jun 2017 A	0.150	12.9000	2017/06/30	80,000,000	2016/11/18
14340	HK Bank	Stanchart European Warrants Jun 2017 C	0.400	74.8800	2017/06/30	40,000,000	2016/11/18
14341	J P Morgan SP BV	JX Copper European Warrants Jun 2017 A	0.152	12.8800	2017/06/30	70,000,000	2016/11/18
14343	Macquarie Bank Ltd.	BYD European Put Warrants Jun 2017 A	0.400	38.8800	2017/06/02	25,000,000	2016/11/18
14342	Macquarie Bank Ltd.	Tencent European Warrants Jun 2017 F	1.937	210.8800	2017/06/02	11,000,000	2016/11/18
14333	SG Issuer	CHALCO European Warrants Jun 2017 A	0.390	3.79 per unit	2017/06/05	26,000,000	2016/11/18
14334	SG Issuer	ChiUnicom European Warrants Jul 2017 A	0.630	9.68 per unit	2017/07/05	16,000,000	2016/11/18
14347	SG Issuer	HS H-SHARE European Warrants Jun 2017 B	0.550	98.8800	2017/06/05	40,000,000	2016/11/18
14335	SG Issuer	JIANC European Warrants Dec 2017 B	0.250	13.2900	2017/12/05	80,000,000	2016/11/18
14344	UBS AG	Tencent Holdings European Warrants Mar 2017 C	0.566	231.0800	2017/03/01	50,000,000	2016/11/18
14407	Credit Suisse AG	CRCC European Warrants Nov 2017 A	0.170	13.5200	2017/11/30	70,000,000	2016/11/21
14389	Credit Suisse AG	HSBC European Put Warrants Apr 2017 F	0.225	56.9800	2017/04/06	50,000,000	2016/11/21
14391	Credit Suisse AG	HS H-SHARE European Warrants Apr 2017 A	0.237	102.9800	2017/04/05	50,000,000	2016/11/21
14408	Credit Suisse AG	Jiangxi Copper European Wts Jun 2017 A	0.150	12.9000	2017/06/27	100,000,000	2016/11/21
14377	Credit Suisse AG	Tencent Holdings European Wts Mar 2017 D	0.880	210.9800	2017/03/31	50,000,000	2016/11/21
14378	Credit Suisse AG	Tencent Holdings European Wts Jun 2017 C	0.250	197.28 per 100 units	2017/06/05	150,000,000	2016/11/21
14376	Credit Suisse AG	Tencent Holdings European Wts Jul 2017 C	0.150	220.10 per 100 units	2017/07/31	150,000,000	2016/11/21
14392	Credit Suisse AG	Zijin Mining European Warrants May 2017 A	0.250	3.21 per unit	2017/05/22	40,000,000	2016/11/21
14421	Goldman Sachs SP (Asia)	CC Bank European Wts Apr 2017 A	0.150	6.38 per unit	2017/04/07	80,000,000	2016/11/21
14424	Goldman Sachs SP (Asia)	HSBC European Put Wts Apr 2017 C	0.150	55.0000	2017/04/24	80,000,000	2016/11/21
14423	Goldman Sachs Sp (Asia)	ICBC European Warrants Apr 2017 A	0.150	5.18 per unit	2017/04/24	80,000,000	2016/11/21
14420	Goldman Sachs SP (Asia)	Tencent European Wt Jun 2017 D	0.150	205.98 per 100 units	2017/06/23	250,000,000	2016/11/21
14384	HK Bank	CC Bank European Warrants Aug 2017 A	0.400	5.50 per unit	2017/08/31	50,000,000	2016/11/21
14386	HK Bank	PetroChina European Warrants Jun 2017 A	0.400	5.38 per unit	2017/06/30	50,000,000	2016/11/21
14416	J P Morgan SP BV	CITIC Bank European Warrants Jul 2017 A	0.252	5.50 per unit	2017/07/03	100,000,000	2016/11/21
14412	J P Morgan SP BV	Ch LongYuan European Warrants Aug 2018 A	0.152	6.4900	2018/08/31	70,000,000	2016/11/21
14413	J P Morgan SP BV	Huaneng Power European Wts Aug 2017 A	0.308	5.38 per unit	2017/08/01	60,000,000	2016/11/21
14415	J P Morgan SP BV	PCCW European Warrants Jul 2017 A	0.253	4.88 per unit	2017/07/03	40,000,000	2016/11/21
14410	J P Morgan SP BV	Tencent European Warrants Apr 2017 C	0.865	211.0000	2017/04/03	100,000,000	2016/11/21
14373	J P Morgan SP BV	Tencent European Warrants Jun 2017 C	0.151	212.20 per 100 units	2017/06/30	300,000,000	2016/11/21
14411	J P Morgan SP BV	Tencent European Put Warrants Dec 2017 C	0.251	180 per 100 units	2017/12/29	200,000,000	2016/11/21

Newly listed derivative warrants (continued)

Code	Issuer	Name of issue	Issue prices (HK\$)	Strike level/ Subscription price (HK\$) per 10 units	Subscription/ exercise period	Unit issued on initial listing	Listing date
14387	Macquarie Bank Ltd.	BYD European Warrants Jun 2017 B	0.668	48.8800	2017/06/02	15,000,000	2016/11/21
14388	Macquarie Bank Ltd.	KECL European Warrants Oct 2017 A	0.674	6.68 per unit	2017/10/04	15,000,000	2016/11/21
14404	Macquarie Bank Ltd.	Swire Pacific A European Wts Feb18A	0.250	99.8800	2018/02/02	40,000,000	2016/11/21
14379	SG Issuer	Anhui Conch European Warrants Aug 2017 A	0.250	28.0000	2017/08/03	40,000,000	2016/11/21
14393	SG Issuer	CKH European Warrants Jul 2017 B	0.425	100.0000	2017/07/05	30,000,000	2016/11/21
14394	SG Issuer	CKH European Put Warrants Jun 2017 A	0.335	82.0000	2017/06/05	30,000,000	2016/11/21
14380	SG Issuer	CNBM European Warrants Jul 2017 A	0.400	4.98 per unit	2017/07/05	25,000,000	2016/11/21
14399	SG Issuer	CSOP A50 Eu Put Wt Jun 2017 A	0.590	11 per unit	2017/06/05	20,000,000	2016/11/21
14401	SG Issuer	A50 China European Put Warrants Jun 2017 B	0.500	10.40 per unit	2017/06/05	20,000,000	2016/11/21
14396	SG Issuer	PetroChina European Warrants Jul 2017 A	0.345	5.50 per unit	2017/07/05	60,000,000	2016/11/21
14397	SG Issuer	Tencent European Warrants May 2017 B	0.580	230.9800	2017/05/05	20,000,000	2016/11/21
14381	SG Issuer	Tencent European Warrants Sep 2017 A	0.250	209 per 100 units	2017/09/05	200,000,000	2016/11/21
14398	SG Issuer	ZTE European Warrants Aug 2017 A	0.250	13.5800	2017/08/03	60,000,000	2016/11/21
14419	UBS AG	Tencent Holdings European Warrants Mar 2017 D	1.008	211.0800	2017/03/29	50,000,000	2016/11/21
14426	Goldman Sachs SP (Asia)	Ch Comm Cons Euro Wts Oct 2017 A	0.150	9.0000	2017/10/26	80,000,000	2016/11/22
14427	Goldman Sachs SP (Asia)	Tencent European Wt Mar 2017 E	0.623	211.0800	2017/03/28	50,000,000	2016/11/22
14431	Goldman Sachs SP (Asia)	Tencent European Wt Jul 2017 B	0.150	220.20 per 100 units	2017/07/27	300,000,000	2016/11/22
14434	Goldman Sachs SP (Asia)	Tencent European Put Wt Oct 2017 A	0.180	189.90 per 100 units	2017/10/24	200,000,000	2016/11/22
14449	J P Morgan SP BV	Ch Comm Cons European Warrants Dec 2017 A	0.151	10.7600	2017/12/04	100,000,000	2016/11/22
14457	J P Morgan SP BV	Ch Southern Air European Warrants Jun 19A	0.152	5.9800	2019/06/04	70,000,000	2016/11/22
14451	J P Morgan SP BV	China Tel European Warrants Jul 2017 B	0.261	4.18 per unit	2017/07/03	100,000,000	2016/11/22
14450	J P Morgan SP BV	Zhaojin Mining European Wts Dec 2017 A	0.150	9.1800	2017/12/15	70,000,000	2016/11/22
14435	Macquarie Bank Ltd.	China Life European Wts Jun 2017 B	0.400	26.88 per unit	2017/06/02	25,000,000	2016/11/22
14425	Macquarie Bank Ltd.	HKEX European Warrants Jun 2017 C	1.973	210.8800	2017/06/02	8,000,000	2016/11/22
14437	SG Issuer	BYD European Warrants Jul 2017 A	0.455	53.8800	2017/07/05	22,000,000	2016/11/22
14439	SG Issuer	GWMC European Warrants Jul 2017 A	0.800	8.28 per unit	2017/07/05	13,000,000	2016/11/22
14441	SG Issuer	HSI European Warrants Apr 2017 E	0.150	22,600 per 8,000 units	2017/04/27	150,000,000	2016/11/22
14445	SG Issuer	HSI European Warrants Jun 2017 D	0.150	24,000 per 5,500 units	2017/06/29	150,000,000	2016/11/22
14448	UBS AG	HSBC European Warrants May 2017 A	0.251	68.8800	2017/05/22	100,000,000	2016/11/22
14447	UBS AG	HSBC European Put Warrants Mar 2017 D	0.154	54.0300	2017/03/27	100,000,000	2016/11/22
14468	Credit Suisse AG	PetroChina European Warrants Apr 2017 A	0.150	6.19 per unit	2017/04/28	70,000,000	2016/11/23
14465	Credit Suisse AG	Tencent Holdings European Wts Mar 2017 E	0.150	200.10 per 100 units	2017/03/03	150,000,000	2016/11/23
14467	Credit Suisse AG	China Vanke European Warrants Apr 2017 A	0.150	25.9300	2017/04/27	70,000,000	2016/11/23
14461	HK Bank	Sinopec Corp European Warrants Jun 2017 B	0.350	5.80 per unit	2017/06/30	50,000,000	2016/11/23
14462	HK Bank	HSI European Put Warrants May 2017 A	0.160	21,098 per 6,500 units	2017/05/29	150,000,000	2016/11/23
14460	HK Bank	Tencent European Warrants Jun 2017 A	0.150	206.08 per 100 units	2017/06/26	150,000,000	2016/11/23
14459	HK Bank	Tencent European Warrants Jul 2017 B	0.150	220.20 per 100 units	2017/07/31	150,000,000	2016/11/23
14458	J P Morgan SP BV	Ch Overseas European Warrants May 2017 B	0.153	25.0000	2017/05/31	100,000,000	2016/11/23
14472	J P Morgan SP BV	Geely Auto European Warrants Jun 2018 A	0.151	8.2200	2018/06/01	200,000,000	2016/11/23
14470	J P Morgan SP BV	HSBC European Warrants Apr 2017 D	0.218	64.9000	2017/04/21	100,000,000	2016/11/23
14469	J P Morgan SP BV	HSBC European Warrants Oct 2017 A	0.160	72.8800	2017/10/03	100,000,000	2016/11/23
14464	SG Issuer	HSI European Warrants Jun 2017 E	0.165	22,400 per 8,000 units	2017/06/29	150,000,000	2016/11/23
13905 [#]	J P Morgan SP BV	Tencent European Warrants May 2017 A	0.066	228 per 100 units	2017/05/31	200,000,000	2016/11/23

Newly listed derivative warrants (continued)

Code	Issuer	Name of issue	Issue prices (HK\$)	Strike level/ Subscription price (HK\$) per 10 units	Subscription/ exercise period	Unit issued on initial listing	Listing date
14482	BOCI Asia Ltd.	CKH European Warrants Jun 2017 A	0.315	103.8800	2017/06/12	100,000,000	2016/11/24
14490	BOCI Asia Ltd.	HSCEI European Warrants Jul 2017 A	0.150	9,700 per 4,000 units	2017/07/28	100,000,000	2016/11/24
14491	BOCI Asia Ltd.	HSCEI European Put Warrants Aug 2017 A	0.201	9,088 per 4,000 units	2017/08/30	100,000,000	2016/11/24
14487	BOCI Asia Ltd.	HS H-SHARE European Warrants Jun 2017 A	0.381	103.8800	2017/06/01	100,000,000	2016/11/24
14488	BOCI Asia Ltd.	HSI European Warrants Jul 2017 A	0.156	23,500 per 6,600 units	2017/07/28	100,000,000	2016/11/24
14489	BOCI Asia Ltd.	HSI European Put Warrants May 2017 A	0.154	21,100 per 6,500 units	2017/05/29	100,000,000	2016/11/24
14484	BOCI Asia Ltd.	SHK Ppt European Warrants Jun 2017 A	0.436	110.0000	2017/06/05	100,000,000	2016/11/24
14496	BNP Paribas Arbit Issu B.V.	AIA European Wts Jan 2018 A	0.260	56.0000	2018/01/02	40,000,000	2016/11/24
14495	BNP Paribas Arbit Issu B.V.	China Life Euro Wts Apr 2018 A	0.250	22.0000	2018/04/03	70,000,000	2016/11/24
14506	BNP Paribas Arbit Issu B.V.	HSBC European Wts Apr 2017 D	0.200	62.8000	2017/04/05	60,000,000	2016/11/24
14493	BNP Paribas Arbit Issu B.V.	HSI European Wts Jul 2017 A	0.180	23,400 per 6,600 units	2017/07/28	100,000,000	2016/11/24
14494	BNP Paribas Arbit Issu B.V.	HSI Euro Put Wts Jul 2017 B	0.250	21,000 per 6,000 units	2017/07/28	100,000,000	2016/11/24
14515	Credit Suisse AG	Galaxy Ent European Put Wts Jun 2017 A	0.265	31.0800	2017/06/02	50,000,000	2016/11/24
14514	Credit Suisse AG	Sands China European Put Wts Apr 2017 B	0.180	31.9800	2017/04/05	70,000,000	2016/11/24
14511	Bank of East Asia	Galaxy Ent European Warrants Jun 2017 A	0.250	41.8800	2017/06/27	40,000,000	2016/11/24
14508	Bank of East Asia	ZTE European Warrants Oct 2017 A	0.250	12.8800	2017/10/27	40,000,000	2016/11/24
14517	Goldman Sachs SP (Asia)	Ch Overseas European Wts Jul 2017 A	0.250	22.8800	2017/07/31	80,000,000	2016/11/24
14525	Goldman Sachs SP (Asia)	HSI European Warrants Apr 2017 C	0.150	22,600 per 6,800 units	2017/04/27	200,000,000	2016/11/24
14498	HK Bank	China Overseas European Warrants Jun 2017 A	0.150	24.9300	2017/06/07	80,000,000	2016/11/24
14500	HK Bank	Galaxy Ent European Warrants May 2017 A	0.250	38.8000	2017/05/31	50,000,000	2016/11/24
14503	HK Bank	Galaxy Ent European Put Warrants May 2017 B	0.280	30.8800	2017/05/31	50,000,000	2016/11/24
14497	HK Bank	Lenovo European Warrants Jul 2017 A	0.300	5.08 per unit	2017/07/31	50,000,000	2016/11/24
14504	HK Bank	Sands China European Put Warrants May 2017 A	0.300	32.8800	2017/05/23	50,000,000	2016/11/24
14536	J P Morgan SP BV	CC Bank European Wts Jun 2017 A	0.174	6.18 per unit	2017/06/02	100,000,000	2016/11/24
14533	J P Morgan SP BV	CC Bank European Wts Aug 2017 A	0.252	5.78 per unit	2017/08/01	100,000,000	2016/11/24
14526	J P Morgan SP BV	Galaxy Ent European Warrants Jun 2017 C	0.250	41.0000	2017/06/30	100,000,000	2016/11/24
14528	J P Morgan SP BV	Galaxy Ent European Put Wts Aug 2017 A	0.311	32.3200	2017/08/01	100,000,000	2016/11/24
14539	J P Morgan SP BV	HSI European Put Warrants May 2017 F	0.151	21,100 per 6,500 units	2017/05/29	300,000,000	2016/11/24
14537	J P Morgan SP BV	PICC European Warrants Apr 2017 A	0.234	14.88 per unit	2017/04/06	60,000,000	2016/11/24
14531	J P Morgan SP BV	Sands China European Warrants Oct 2017 A	0.251	45.0000	2017/10/03	100,000,000	2016/11/24
14530	J P Morgan SP BV	Sands China European Put Wts Jun 2017 A	0.374	33.8800	2017/06/30	100,000,000	2016/11/24
14480	Macquarie Bank Ltd.	China Overseas European Wts Mar 2018 A	0.250	25.3300	2018/03/02	40,000,000	2016/11/24
14479	Macquarie Bank Ltd.	Lenovo European Warrants Jun 2017 A	0.385	5.28 per unit	2017/06/02	26,000,000	2016/11/24
14474	Macquarie Bank Ltd.	PetroChina European Wts Jun 2017 A	0.278	5.98 per unit	2017/06/02	36,000,000	2016/11/24
14492	SG Issuer	Galaxy Ent European Put Warrants Jun 2017 A	0.250	30.0000	2017/06/05	60,000,000	2016/11/24
14519	SG Issuer	HSI European Warrants Jul 2017 C	0.250	21,600 per 9,200 units	2017/07/28	150,000,000	2016/11/24
14520	SG Issuer	Sands China European Put Warrants Jul 2017 A	0.250	30.0000	2017/07/05	60,000,000	2016/11/24
14522	SG Issuer	Tencent European Warrants Apr 2017 E	0.880	211.0800	2017/04/06	20,000,000	2016/11/24
14523	SG Issuer	Zijin Mining European Warrants Jul 2017 A	0.250	3.10 per unit	2017/07/05	40,000,000	2016/11/24
14152#	Credit Suisse AG	Tencent Holdings European Wts May 2017 A	0.102	208.93 per 100 units	2017/05/04	100,000,000	2016/11/24
17101#	J P Morgan SP BV	China Mob European Wts Mar 2017 A	0.021	90 per 100 units	2017/03/06	500,000,000	2016/11/24
14552	BOCI Asia Ltd.	China Life European Put Warrants Oct 2017 A	0.250	18.8800	2017/10/23	100,000,000	2016/11/25
14551	BOCI Asia Ltd.	Ch Overseas European Warrants Oct 2017 A	0.250	23.8800	2017/10/16	100,000,000	2016/11/25

Newly listed derivative warrants (continued)

Code	Issuer	Name of issue	Issue prices (HK\$)	Strike level/ Subscription price (HK\$) per 10 units	Subscription/ exercise period	Unit issued on initial listing	Listing date
14550	BOCI Asia Ltd.	Galaxy Ent European Put Warrants Jun 2017 A	0.288	32.8800	2017/06/05	100,000,000	2016/11/25
14554	BOCI Asia Ltd.	HSBC European Put Warrants Jun 2017 A	0.330	57.0000	2017/06/12	100,000,000	2016/11/25
14571	BNP Paribas Arbit Issu B.V.	CKH European Wts Jun 2017 A	0.320	108.0000	2017/06/02	40,000,000	2016/11/25
14573	BNP Paribas Arbit Issu B.V.	Galaxy Ent Euro Wts Sep 2017 A	0.250	45.0000	2017/09/04	40,000,000	2016/11/25
14572	BNP Paribas Arbit Issu B.V.	SHK Ppt Euro Wts Jun 2017 A	0.380	112.0000	2017/06/02	40,000,000	2016/11/25
14575	Credit Suisse AG	BOCL European Warrants Apr 2017 B	0.150	3.58 per unit	2017/04/05	70,000,000	2016/11/25
14579	Credit Suisse AG	HSBC European Wts Oct 2017 A	0.150	72.9300	2017/10/06	100,000,000	2016/11/25
14578	Credit Suisse AG	Sands China European Warrants May 2017 A	0.250	42.9800	2017/05/31	50,000,000	2016/11/25
14574	Credit Suisse AG	Tencent Holdings European Wts May 2017 B	0.670	230.9800	2017/05/04	50,000,000	2016/11/25
14557	HK Bank	CSOP A50 ETF European Warrants Jun 2017 A	0.500	11.60 per unit	2017/06/30	40,000,000	2016/11/25
14556	HK Bank	Link REIT European Warrants Jul 2017 A	0.250	56.2800	2017/07/31	50,000,000	2016/11/25
14592	J P Morgan SP BV	China Mob European Wts Jun 2017 A	0.371	89.8900	2017/06/30	100,000,000	2016/11/25
14588	J P Morgan SP BV	Sinopec Corp European Warrants Mar 2017 B	0.191	5.68 per unit	2017/03/01	100,000,000	2016/11/25
14587	J P Morgan SP BV	China Unicom European Warrants Dec 2017 A	0.151	8.9900	2017/12/01	200,000,000	2016/11/25
14581	J P Morgan SP BV	China Vanke European Warrants Jun 2017 A	0.152	26.8800	2017/06/02	100,000,000	2016/11/25
14559	SG Issuer	Galaxy Ent European Warrants Aug 2017 B	0.250	46.8800	2017/08/03	60,000,000	2016/11/25
14548	SG Issuer	HSI European Put Warrants May 2017 E	0.250	22,800 per 8,500 units	2017/05/29	150,000,000	2016/11/25
14546	SG Issuer	HSI European Put Warrants Jun 2017 F	0.250	22,400 per 8,500 units	2017/06/29	150,000,000	2016/11/25
14543	SG Issuer	HSI European Put Warrants Jul 2017 D	0.250	22,000 per 8,500 units	2017/07/28	150,000,000	2016/11/25
14541	SG Issuer	HSI European Put Warrants Aug 2017 A	0.250	21,000 per 7,000 units	2017/08/30	150,000,000	2016/11/25
14540	SG Issuer	HSI European Put Warrants Sep 2017 A	0.250	20,000 per 6,000 units	2017/09/28	150,000,000	2016/11/25
14549	SG Issuer	MTRC European Warrants Aug 2017 A	0.250	41.9900	2017/08/03	40,000,000	2016/11/25
14560	SG Issuer	Sands China European Warrants Aug 2017 A	0.250	45.0000	2017/08/03	60,000,000	2016/11/25
14561	SG Issuer	Tencent European Warrants Jul 2017 E	0.250	195.98 per 100 units	2017/07/05	200,000,000	2016/11/25
14564	UBS AG	HKEX European Warrants Jun 2017 B	0.156	215.98 per 100 units	2017/06/28	300,000,000	2016/11/25
14567	UBS AG	HSBC European Warrants Apr 2017 B	0.161	64.9300	2017/04/21	100,000,000	2016/11/25
14565	UBS AG	Lenovo European Warrants Apr 2017 A	0.200	5.79 per unit	2017/04/07	50,000,000	2016/11/25
14599	BNP Paribas Arbit Issu B.V.	China Life Euro Wts Jan 2018 A	0.160	24.2000	2018/01/03	70,000,000	2016/11/28
14601	BNP Paribas Arbit Issu B.V.	Ping An European Wt May 2017 B	0.170	46.9000	2017/05/04	60,000,000	2016/11/28
14611	Credit Suisse AG	ChiUnicom European Warrants Jul 2017 A	0.365	10.68 per unit	2017/07/03	30,000,000	2016/11/28
14613	Credit Suisse AG	Geely Auto European Warrants Sep 2017 A	0.150	8.5100	2017/09/29	100,000,000	2016/11/28
14609	Credit Suisse AG	Ping An European Put Warrants Jun 2017 C	0.260	39.0800	2017/06/02	50,000,000	2016/11/28
14623	Goldman Sachs SP (Asia)	CITIC Sec European Wts Aug 2017 A	0.150	21.8800	2017/08/21	80,000,000	2016/11/28
14622	Goldman Sachs SP (Asia)	China Life Euro Wts Jun 2017 B	0.150	24.0500	2017/06/23	80,000,000	2016/11/28
14594	HK Bank	Sands China European Warrants Jul 2017 A	0.250	42.8000	2017/07/05	50,000,000	2016/11/28
14593	HK Bank	China Vanke European Warrants Apr 2017 A	0.150	25.9300	2017/04/28	80,000,000	2016/11/28
14621	J P Morgan SP BV	China Life European Warrants Apr 2017 C	0.267	25.88 per unit	2017/04/03	100,000,000	2016/11/28
14620	J P Morgan SP BV	Tencent European Warrants Mar 2017 D	0.333	223.2000	2017/03/01	100,000,000	2016/11/28
14615	J P Morgan SP BV	Tencent European Warrants Jun 2017 D	0.151	197.38 per 100 units	2017/06/01	200,000,000	2016/11/28
14619	J P Morgan SP BV	Tencent European Warrants Jun 2017 E	0.150	206.08 per 100 units	2017/06/23	200,000,000	2016/11/28
14597	Macquarie Bank Ltd.	AIA European Put Warrants Jun 2017 C	0.251	41.8800	2017/06/02	40,000,000	2016/11/28
14596	Macquarie Bank Ltd.	Minsheng Bank European Wts Jun 2017 A	0.834	8.98 per unit	2017/06/02	12,000,000	2016/11/28
14595	Macquarie Bank Ltd.	Tencent European Put Wts Jun 2017 G	0.500	150.8800	2017/06/02	20,000,000	2016/11/28

Newly listed derivative warrants (continued)

Code	Issuer	Name of issue	Issue prices (HK\$)	Strike level/ Subscription price (HK\$) per 10 units	Subscription/ exercise period	Unit issued on initial listing	Listing date
14604	UBS AG	CAM CSI300 European Warrants Jun 2017 A	0.212	42.8500	2017/06/23	50,000,000	2016/11/28
14607	UBS AG	Geely Auto European Warrants Apr 2017 B	0.546	9.19 per unit	2017/04/25	40,000,000	2016/11/28
14603	UBS AG	Tencent Holdings European Put Warrants Apr 2017 B	0.764	165.7800	2017/04/28	30,000,000	2016/11/28
14662	Credit Suisse AG	Minsheng Bank European Wts Mar 2017 A	0.295	9.69 per unit	2017/03/29	35,000,000	2016/11/29
14663	Credit Suisse AG	HKEX European Warrants Jun 2017 D	0.150	216.08 per 100 units	2017/06/28	150,000,000	2016/11/29
14641	HK Bank	China Life European Warrants Jun 2017 B	0.150	23.9800	2017/06/30	100,000,000	2016/11/29
14640	Haitong Int'l Sec	Ch Overseas European Warrants Jul 2017 A	0.150	27.2800	2017/07/31	68,000,000	2016/11/29
14629	Haitong Int'l Sec	Galaxy Ent European Warrants May 2017 A	0.259	42.8800	2017/05/29	40,000,000	2016/11/29
14625	Haitong Int'l Sec	HSBC European Warrants Mar 2017 B	0.150	63.9300	2017/03/29	80,000,000	2016/11/29
14639	Haitong Int'l Sec	Jiangxi Copper European Warrants Dec17 A	0.250	12.0000	2017/12/29	40,000,000	2016/11/29
14626	Haitong Int'l Sec	SHK Ppt European Warrants May 2017 A	0.250	118.0000	2017/05/29	40,000,000	2016/11/29
14673	J P Morgan SP BV	China Life European Warrants Jun 2017 A	0.155	22.9000	2017/06/30	100,000,000	2016/11/29
14674	J P Morgan SP BV	China Life European Warrants Sep 2017 A	0.152	24.5000	2017/09/01	100,000,000	2016/11/29
14671	J P Morgan SP BV	Galaxy Ent European Warrants Aug 2017 B	0.251	45.4500	2017/08/01	100,000,000	2016/11/29
14672	J P Morgan SP BV	Galaxy Ent European Put Wts Jun 2017 D	0.334	35.3500	2017/06/05	100,000,000	2016/11/29
14642	Macquarie Bank Ltd.	China Life European Wts Feb 2018 A	0.250	24.8800	2018/02/02	40,000,000	2016/11/29
14643	SG Issuer	CCB European Put Warrants Jun 2017 B	0.275	5.20 per unit	2017/06/05	60,000,000	2016/11/29
14644	SG Issuer	Ch Mob European Warrants May 2017 A	0.150	98.7300	2017/05/05	70,000,000	2016/11/29
14648	SG Issuer	China Oilfield European Warrants Jun 2018 A	0.250	9.2800	2018/06/05	100,000,000	2016/11/29
14649	SG Issuer	Geely Auto European Warrants Sep 2018 A	0.250	7.5000	2018/09/05	70,000,000	2016/11/29
14650	SG Issuer	HSBC European Put Warrants Jun 2017 B	0.340	58.0000	2017/06/05	100,000,000	2016/11/29
14654	SG Issuer	ICBC European Put Wt Jun 2017 B	0.250	4.30 per unit	2017/06/05	60,000,000	2016/11/29
14655	SG Issuer	KECL European Warrants Jul 2017 A	0.455	6.28 per unit	2017/07/05	22,000,000	2016/11/29
10422	SG Issuer	Nikkei 225 European Warrants Sep 2017 B	0.255	18,000 per 600 units	2017/09/08	150,000,000	2016/11/29
10424	SG Issuer	Nikkei 225 European Warrants Sep 2017 C	0.250	20,000 per 420 units	2017/09/08	150,000,000	2016/11/29
10423	SG Issuer	Nikkei 225 European Warrants Dec 2017 A	0.260	19,000 per 550 units	2017/12/08	150,000,000	2016/11/29
10425	SG Issuer	Nikkei 225 European Warrants Dec 2017 B	0.250	21,000 per 420 units	2017/12/08	150,000,000	2016/11/29
10427	SG Issuer	Nikkei 225 European Put Warrants Sep 2017 D	0.265	18,000 per 600 units	2017/09/08	150,000,000	2016/11/29
10426	SG Issuer	Nikkei 225 European Put Warrants Dec 2017 C	0.260	17,000 per 550 units	2017/12/08	150,000,000	2016/11/29
14656	SG Issuer	Ping An European Put Warrants Jun 2017 C	0.255	41.0000	2017/06/05	100,000,000	2016/11/29
14657	SG Issuer	Tencent European Put Warrants Jun 2017 B	0.590	165.0000	2017/06/05	20,000,000	2016/11/29
14666	UBS AG	BOCL European Warrants Mar 2017 B	0.168	3.59 per unit	2017/03/29	70,000,000	2016/11/29
14664	UBS AG	CC Bank European Warrants May 2017 A	0.338	6.01 per unit	2017/05/19	70,000,000	2016/11/29
14668	UBS AG	China Overseas European Warrants Jul 2017 A	0.155	27.3300	2017/07/24	70,000,000	2016/11/29
14669	UBS AG	PetroChina European Warrants Apr 2017 B	0.170	6.19 per unit	2017/04/21	70,000,000	2016/11/29
16422*	Credit Suisse AG	China Mobile European Warrants Mar 2017 A	0.019	90 per 100 units	2017/03/06	570,000,000	2016/11/29
14679	BOCI Asia Ltd.	China Life European Warrants Dec 2017 B	0.173	24.2800	2017/12/20	200,000,000	2016/11/30
14676	BOCI Asia Ltd.	Galaxy Ent European Warrants Jul 2017 A	0.292	40.8800	2017/07/10	100,000,000	2016/11/30
14675	BOCI Asia Ltd.	HSBC European Warrants Jul 2017 A	0.250	67.5000	2017/07/17	200,000,000	2016/11/30
14682	BOCI Asia Ltd.	Ping An European Put Warrants Jun 2017 A	0.269	40.0000	2017/06/19	100,000,000	2016/11/30
14683	BOCI Asia Ltd.	Tencent Holdings European Put Wts Dec 2017 A	0.180	180 per 100 units	2017/12/20	100,000,000	2016/11/30
14689	BNP Paribas Arbit Issu B.V.	PetroCh Euro Wts Oct 2017 A	0.300	6.50 per unit	2017/10/04	40,000,000	2016/11/30
14685	BNP Paribas Arbit Issu B.V.	Ping An European Wt Apr 2018 A	0.260	55.0000	2018/04/03	50,000,000	2016/11/30

Newly listed derivative warrants (continued)

Code	Issuer	Name of issue	Issue prices (HK\$)	Strike level/ Subscription price (HK\$) per 10 units	Subscription/ exercise period	Unit issued on initial listing	Listing date
10428	BNP Paribas Arbit Issu B.V.	USD/YEN Euro Wts Jun 2017 A	0.250	116 per 1 units	2017/06/23	50,000,000	2016/11/30
10429	BNP Paribas Arbit Issu B.V.	USD/YEN Eur Put Wts Jun 2017 B	0.250	104 per 1 units	2017/06/23	50,000,000	2016/11/30
14710	Credit Suisse AG	CNOOC European Warrants Apr 2017 B	0.260	11.68 per unit	2017/04/05	40,000,000	2016/11/30
14695	SG Issuer	BOCL European Warrants Aug 2017 A	0.250	3.65 per unit	2017/08/03	80,000,000	2016/11/30
14696	SG Issuer	BOCom European Warrants Jun 2017 A	0.455	6.80 per unit	2017/06/05	22,000,000	2016/11/30
14698	SG Issuer	CCB European Warrants Aug 2017 A	0.250	6.68 per unit	2017/08/03	80,000,000	2016/11/30
14699	SG Issuer	CMB European Warrants Aug 2017 A	1.000	22.88 per unit	2017/08/03	10,000,000	2016/11/30
14701	SG Issuer	Minsheng Bank European Warrants Jun 2017 A	0.590	9.88 per unit	2017/06/05	17,000,000	2016/11/30
14702	SG Issuer	China Overseas European Warrants Aug 2017 B	0.250	23.8800	2017/08/03	50,000,000	2016/11/30
14708	SG Issuer	CP&CC European Put Warrants Jul 2017 A	0.320	5 per unit	2017/07/05	60,000,000	2016/11/30
14703	SG Issuer	Evergrande Eu Wt Sep 2017 A	0.455	6.88 per unit	2017/09/05	22,000,000	2016/11/30
14725	J P Morgan SP BV	China Life European Warrants Jan 2018 A	0.151	26.2800	2018/01/31	200,000,000	2016/12/01
14727	J P Morgan SP BV	Ping An European Warrants Apr 2017 D	0.218	56.88 per unit	2017/04/28	60,000,000	2016/12/01
14724	Macquarie Bank Ltd.	CNOOC European Warrants Oct 2017 A	0.607	12 per unit	2017/10/04	18,000,000	2016/12/01
14712	Macquarie Bank Ltd.	NCI European Warrants Sep 2017 A	0.250	48.8800	2017/09/04	40,000,000	2016/12/01
14711	Macquarie Bank Ltd.	Tencent European Warrants Jul 2017 A	0.436	270.8800	2017/07/04	23,000,000	2016/12/01
14713	UBS AG	China Life European Warrants Jan 2018 A	0.150	26.3300	2018/01/29	100,000,000	2016/12/01
14720	UBS AG	Galaxy Ent European Warrants May 2017 A	0.250	45.8800	2017/05/31	70,000,000	2016/12/01
14721	UBS AG	Galaxy Ent European Put Warrants May 2017 B	0.351	35.1800	2017/05/31	70,000,000	2016/12/01
14718	UBS AG	Sands China European Warrants Jul 2017 A	0.158	47.9300	2017/07/04	70,000,000	2016/12/01
14719	UBS AG	Sands China European Put Warrants May 2017 A	0.324	35.8800	2017/05/31	70,000,000	2016/12/01
25399#	Credit Suisse AG	ChiUnicom European Warrants Dec 2017 A	0.080	9.8800	2017/12/29	280,000,000	2016/12/01
14737	Credit Suisse AG	China Life European Warrants Apr 2017 E	0.700	25.93 per unit	2017/04/03	30,000,000	2016/12/02
14738	Credit Suisse AG	China Life European Put Wts May 2017 A	0.155	21.8300	2017/05/04	65,000,000	2016/12/02
14736	Credit Suisse AG	Ping An European Warrants Apr 2017 D	0.150	50.5500	2017/04/28	80,000,000	2016/12/02
14728	Goldman Sachs SP (Asia)	CC Bank European Wts Sep 2017 A	0.150	6.68 per unit	2017/09/25	80,000,000	2016/12/02
14731	Goldman Sachs SP (Asia)	China Life Euro Wts Mar 2017 B	0.366	25.88 per unit	2017/03/31	30,000,000	2016/12/02
14730	Goldman Sachs SP (Asia)	Tencent European Wt May 2017 C	0.150	197.38 per 100 units	2017/05/31	300,000,000	2016/12/02
14732	HK Bank	China Mobile European Warrants Jun 2017 C	0.400	86.8800	2017/06/30	50,000,000	2016/12/02
14735	HK Bank	CNOOC European Warrants Jun 2017 B	0.400	11.50 per unit	2017/06/30	50,000,000	2016/12/02
14734	HK Bank	China Tel European Warrants Jun 2017 A	0.250	3.88 per unit	2017/06/30	40,000,000	2016/12/02
14769	J P Morgan SP BV	CITIC Sec European Warrants Sep 2017 A	0.154	21.8800	2017/09/01	100,000,000	2016/12/02
14767	J P Morgan SP BV	China Life European Put Wts May 2017 A	0.151	21.8800	2017/05/02	100,000,000	2016/12/02
14770	J P Morgan SP BV	CNOOC European Warrants May 2018 A	0.152	10.8800	2018/05/31	200,000,000	2016/12/02
14765	J P Morgan SP BV	NCI European Warrants Jul 2017 A	0.300	45.4500	2017/07/03	60,000,000	2016/12/02
14766	J P Morgan SP BV	Ping An European Warrants Sep 2017 A	0.166	53.3500	2017/09/29	100,000,000	2016/12/02
14739	SG Issuer	CCCC European Warrants Jun 2017 A	0.840	9.88 per unit	2017/06/05	12,000,000	2016/12/02
14740	SG Issuer	China Life European Warrants Apr 2017 C	0.740	25.88 per unit	2017/04/06	14,000,000	2016/12/02
14741	SG Issuer	China Life European Warrants Jun 2017 C	0.670	28.28 per unit	2017/06/05	15,000,000	2016/12/02
14742	SG Issuer	CRail Eu Wt Jun 2017 A	0.500	8.28 per unit	2017/06/05	20,000,000	2016/12/02
14745	SG Issuer	Huaneng Power European Warrants Jun 2017 A	0.400	4.98 per unit	2017/06/05	25,000,000	2016/12/02
14746	SG Issuer	Lenovo European Warrants Jun 2017 A	0.430	4.95 per unit	2017/06/05	25,000,000	2016/12/02
14753	SG Issuer	Link REIT European Warrants Jun 2017 A	0.400	53.8800	2017/06/05	25,000,000	2016/12/02

Newly listed derivative warrants (continued)

Code	Issuer	Name of issue	Issue prices (HK\$)	Strike level/ Subscription price (HK\$) per 10 units	Subscription/ exercise period	Unit issued on initial listing	Listing date
14755	SG Issuer	PICC European Warrants Jun 2017 A	0.320	3.50 per unit	2017/06/05	32,000,000	2016/12/02
14757	SG Issuer	Ping An European Warrants Jun 2017 D	0.275	45.0000	2017/06/05	100,000,000	2016/12/02
14761	SG Issuer	Stanchart European Warrants Jun 2017 A	0.485	69.8800	2017/06/05	22,000,000	2016/12/02
14791	Credit Suisse AG	CC Bank European Warrants Jun 2017 A	0.250	6.78 per unit	2017/06/05	70,000,000	2016/12/05
14795	Credit Suisse AG	CGS European Warrants Jun 2017 A	0.620	8.98 per unit	2017/06/06	20,000,000	2016/12/05
14789	Credit Suisse AG	CM Bank European Warrants Jun 2017 B	0.660	23.28 per unit	2017/06/05	20,000,000	2016/12/05
14794	Credit Suisse AG	CNBM European Warrants May 2017 A	0.370	4.89 per unit	2017/05/04	30,000,000	2016/12/05
14792	Credit Suisse AG	A50 China European Warrants May 2017 A	0.265	13.02 per unit	2017/05/04	40,000,000	2016/12/05
14793	Credit Suisse AG	Galaxy Ent European Warrants Jun 2017 B	0.250	44.2800	2017/06/05	70,000,000	2016/12/05
14786	Credit Suisse AG	GF Sec European Warrants Sep 2017 A	0.250	20.9800	2017/09/29	40,000,000	2016/12/05
14798	Credit Suisse AG	Huaneng Power European Warrants Jun 2017A	0.285	5.68 per unit	2017/06/05	40,000,000	2016/12/05
14788	Credit Suisse AG	PICC European Warrants Apr 2017 A	0.355	16.68 per unit	2017/04/05	30,000,000	2016/12/05
14787	Credit Suisse AG	PICC Group European Warrants Jun 2017 A	0.185	3.99 per unit	2017/06/02	55,000,000	2016/12/05
14796	Credit Suisse AG	Sunny Optical European Warrants Apr 2017A	0.310	49.9300	2017/04/28	35,000,000	2016/12/05
14771	Goldman Sachs SP (Asia)	Ping An European Wts Aug 2017 A	0.150	39 per 50 units	2017/08/08	200,000,000	2016/12/05
14812	J P Morgan SP BV	China Life European Warrants Apr 2018 A	0.152	28.0000	2018/04/30	200,000,000	2016/12/05
14808	J P Morgan SP BV	Goldwind European Warrants Jun 2017 A	0.152	15.8800	2017/06/09	80,000,000	2016/12/05
14777	Macquarie Bank Ltd.	CC Bank European Warrants Jun 2017 A	0.281	6.58 per unit	2017/06/05	36,000,000	2016/12/05
14778	Macquarie Bank Ltd.	MGM China European Warrants Dec 2017 A	0.250	22.8000	2017/12/04	40,000,000	2016/12/05
14815	SG Issuer	China Cinda European Warrants Jun 2017 A	0.250	2.95 per unit	2017/06/05	40,000,000	2016/12/05
14781	SG Issuer	CSOP A50 ETF European Warrants Jun 2017 B	0.250	14.99 per unit	2017/06/05	40,000,000	2016/12/05
14774	SG Issuer	A50 China European Warrants May 2017 A	0.250	13 per unit	2017/05/05	40,000,000	2016/12/05
14785	SG Issuer	A50 China European Warrants Jun 2017 C	0.250	14.28 per unit	2017/06/05	40,000,000	2016/12/05
14817	SG Issuer	GF Sec European Warrants Sep 2017 A	0.250	20.0000	2017/09/05	40,000,000	2016/12/05
14783	SG Issuer	HS H-SHARE European Warrants Aug 2017 A	0.270	119.8800	2017/08/03	40,000,000	2016/12/05
14818	SG Issuer	HTSC European Warrants Nov 2017 A	0.250	20.5000	2017/11/03	40,000,000	2016/12/05
14821	SG Issuer	NCI European Warrants Jun 2017 A	0.350	43.8800	2017/06/05	30,000,000	2016/12/05
14807	UBS AG	AIA European Put Warrants May 2017 A	0.157	41.8300	2017/05/25	70,000,000	2016/12/05
14806	UBS AG	BOCL European Warrants Aug 2017 A	0.155	4.01 per unit	2017/08/29	70,000,000	2016/12/05
14805	UBS AG	China Life European Warrants Jul 2017 B	0.210	22.9300	2017/07/03	100,000,000	2016/12/05
14800	UBS AG	HKEX European Warrants Sep 2017 A	0.153	239.08 per 100 units	2017/09/26	300,000,000	2016/12/05
14801	UBS AG	Ping An European Warrants May 2017 A	0.204	46.9300	2017/05/08	100,000,000	2016/12/05
14802	UBS AG	Ping An European Put Warrants May 2017 B	0.155	39.0300	2017/05/25	70,000,000	2016/12/05
14831	BOCI Asia Ltd.	CSOP A50 ETF European Warrants Jul 2017 A	0.476	13.28 per unit	2017/07/17	100,000,000	2016/12/06
14830	BOCI Asia Ltd.	A50 China European Warrants Jul 2017 A	0.429	13 per unit	2017/07/10	100,000,000	2016/12/06
14826	BOCI Asia Ltd.	Geely Auto European Warrants Dec 2017 A	0.253	6.5000	2017/12/27	100,000,000	2016/12/06
14827	BOCI Asia Ltd.	Geely Auto European Warrants Jul 2018 A	0.251	7.5000	2018/07/30	100,000,000	2016/12/06
14825	BOCI Asia Ltd.	ICBC European Warrants Aug 2017 A	0.212	5.08 per unit	2017/08/07	100,000,000	2016/12/06
14832	BOCI Asia Ltd.	Sands China European Warrants Jul 2017 A	0.276	42.0000	2017/07/03	100,000,000	2016/12/06
10430	BNP Paribas Arbit Issu B.V.	EUR/USD Euro Wts Jun 2017 A	0.250	1.10 per 1 units	2017/06/23	50,000,000	2016/12/06
10431	BNP Paribas Arbit Issu B.V.	Gold European Wts Dec 2017 A	0.250	1,400 per 3,500 units	2017/12/22	50,000,000	2016/12/06
10432	BNP Paribas Arbit Issu B.V.	Gold Euro Put Wts Dec 2017 B	0.250	1,100 per 3,500 units	2017/12/22	50,000,000	2016/12/06
14822	Goldman Sachs SP (Asia)	BOCL European Warrants Aug 2017 A	0.150	4.01 per unit	2017/08/29	80,000,000	2016/12/06

Newly listed derivative warrants (continued)

Code	Issuer	Name of issue	Issue prices (HK\$)	Strike level/ Subscription price (HK\$) per 10 units	Subscription/ exercise period	Unit issued on initial listing	Listing date
14823	Goldman Sachs SP (Asia)	Galaxy Ent European Wts Jun 2017 A	0.250	41.8800	2017/06/06	50,000,000	2016/12/06
14824	Goldman Sachs SP (Asia)	Stanchart European Wts Jun 2017 A	0.250	70.0000	2017/06/06	50,000,000	2016/12/06
14838	HK Bank	CSOP A50 ETF European Warrants Jun 2017 B	0.350	13.28 per unit	2017/06/30	40,000,000	2016/12/06
14837	HK Bank	A50 China European Warrants Jun 2017 A	0.350	12.80 per unit	2017/06/30	40,000,000	2016/12/06
14842	HK Bank	HSI European Warrants Jun 2017 D	0.150	24,118 per 5,500 units	2017/06/29	150,000,000	2016/12/06
14839	HK Bank	HSI European Warrants Jul 2017 A	0.150	23,508 per 6,600 units	2017/07/28	150,000,000	2016/12/06
14836	HK Bank	ICBC European Warrants Aug 2017 A	0.350	4.80 per unit	2017/08/31	60,000,000	2016/12/06
14859	J P Morgan SP BV	Ch Railway Cons European Wts Dec 2017 A	0.160	13.5000	2017/12/01	100,000,000	2016/12/06
14858	J P Morgan SP BV	CSOP A50 ETF European Warrants Jun 2017 A	0.251	14 per unit	2017/06/05	100,000,000	2016/12/06
14855	J P Morgan SP BV	A50 China European Warrants May 2017 A	0.215	13 per unit	2017/05/02	100,000,000	2016/12/06
14857	J P Morgan SP BV	A50 China European Warrants Jun 2017 A	0.252	13.68 per unit	2017/06/05	100,000,000	2016/12/06
10433	J P Morgan SP BV	N225 Index Euro Wts Oct 2017 A	0.252	20,500 per 420 units	2017/10/13	100,000,000	2016/12/06
10434	J P Morgan SP BV	N225 Idx Euro Put Wts Nov 2017 A	0.253	17,000 per 500 units	2017/11/10	100,000,000	2016/12/06
14843	Macquarie Bank Ltd.	Tencent European Warrants Jul 2017 B	0.250	300.8800	2017/07/04	40,000,000	2016/12/06
14848	SG Issuer	BOCHK European Warrants Aug 2017 A	0.250	29.8800	2017/08/03	40,000,000	2016/12/06
14849	SG Issuer	CPIC Eur Wt Jun 2017 A	0.250	33.8800	2017/06/05	40,000,000	2016/12/06
14851	SG Issuer	HSI European Warrants Jul 2017 E	0.155	23,400 per 6,600 units	2017/07/28	150,000,000	2016/12/06
14853	SG Issuer	PICC P&C European Warrants Aug 2018 A	0.250	13.8800	2018/08/03	70,000,000	2016/12/06
14465#	Credit Suisse AG	Tencent Holdings European Wts Mar 2017 E	0.088	200.10 per 100 units	2017/03/03	150,000,000	2016/12/06
14882	BNP Paribas Arbit Issu B.V.	HSI European Wts Sep 2017 A	0.250	23,200 per 6,000 units	2017/09/28	80,000,000	2016/12/07
14885	BNP Paribas Arbit Issu B.V.	HSI Euro Put Wts Sep 2017 B	0.250	21,700 per 6,000 units	2017/09/28	80,000,000	2016/12/07
14880	BNP Paribas Arbit Issu B.V.	Tencent Hldgs Eu Wt Jan 2018 A	0.250	208 per 100 units	2018/01/03	100,000,000	2016/12/07
14860	Goldman Sachs SP (Asia)	CSOP A50 ETF Euro Wts Jun 2017 A	0.250	13.68 per unit	2017/06/07	60,000,000	2016/12/07
14873	HK Bank	Ch Comm Cons European Warrants Nov 2017 A	0.150	10.7700	2017/11/27	100,000,000	2016/12/07
14872	HK Bank	CRCC European Warrants Nov 2017 A	0.150	13.5200	2017/11/27	100,000,000	2016/12/07
14864	Haitong Int'l Sec	HSI European Warrants May 2017 A	0.152	23,000 per 6,300 units	2017/05/29	100,000,000	2016/12/07
14863	Haitong Int'l Sec	HSI European Warrants Jun 2017 A	0.151	24,000 per 5,500 units	2017/06/29	100,000,000	2016/12/07
14866	Haitong Int'l Sec	HSI European Put Warrants Apr 2017 A	0.150	21,700 per 6,000 units	2017/04/27	100,000,000	2016/12/07
14865	Haitong Int'l Sec	HSI European Put Warrants May 2017 B	0.208	22,800 per 6,000 units	2017/05/29	100,000,000	2016/12/07
14879	J P Morgan SP BV	Fosun Intl European Warrants Oct 2017 A	0.151	13.8000	2017/10/03	80,000,000	2016/12/07
14878	J P Morgan SP BV	ICBC European Warrants May 2017 A	0.151	5.50 per unit	2017/05/08	100,000,000	2016/12/07
14877	Macquarie Bank Ltd.	Tencent European Warrants Jul 2017 C	1.001	230.8800	2017/07/04	10,000,000	2016/12/07
14867	SG Issuer	CITIC Sec European Warrants Oct 2017 A	0.150	24.9000	2017/10/03	70,000,000	2016/12/07
14869	UBS AG	CSOP A50 ETF European Warrants Jun 2017 A	0.250	14.18 per unit	2017/06/06	40,000,000	2016/12/07
14870	UBS AG	A50 China European Warrants Apr 2017 B	0.257	13.02 per unit	2017/04/27	40,000,000	2016/12/07
14871	UBS AG	HSCEI European Put Warrants Aug 2017 A	0.160	9,100 per 4,000 units	2017/08/30	100,000,000	2016/12/07
17567#	Credit Suisse AG	China Mobile European Warrants Nov 2017 B	0.070	84.28 per 100 units	2017/11/27	350,000,000	2016/12/07
28841#	J P Morgan SP BV	BYD European Warrants Sep 2017 A	0.055	51.88 per 100 units	2017/09/18	200,000,000	2016/12/07
14905	Credit Suisse AG	ChiUnicom European Warrants Apr 2017 A	0.345	11.20 per unit	2017/04/03	40,000,000	2016/12/08
14891	HK Bank	CKP European Warrants Jun 2017 A	0.250	58.8800	2017/06/30	40,000,000	2016/12/08
14893	HK Bank	CKP European Warrants Jun 2017 B	0.380	53.8800	2017/06/30	40,000,000	2016/12/08
14890	HK Bank	Galaxy Ent European Warrants Jun 2017 A	0.300	43.8800	2017/06/30	50,000,000	2016/12/08
14925	J P Morgan SP BV	China Mob European Put Wts Jun 2017 B	0.254	77.7700	2017/06/16	100,000,000	2016/12/08

Newly listed derivative warrants (continued)

Code	Issuer	Name of issue	Issue prices (HK\$)	Strike level/ Subscription price (HK\$) per 10 units	Subscription/ exercise period	Unit issued on initial listing	Listing date
14924	J P Morgan SP BV	CNOOC European Put Warrants May 2018 B	0.155	10.3600	2018/05/14	200,000,000	2016/12/08
14926	J P Morgan SP BV	PWR Assets European Warrants Sep 2017 A	0.251	80.8800	2017/09/05	60,000,000	2016/12/08
14901	Macquarie Bank Ltd.	China East Air European Wts Dec 2017 A	0.812	4.50 per unit	2017/12/04	13,000,000	2016/12/08
14902	Macquarie Bank Ltd.	China Unicom European Wts Jul 2017 A	0.502	11.88 per unit	2017/07/04	20,000,000	2016/12/08
14903	Macquarie Bank Ltd.	China Vanke European Warrants Sep 17 A	0.250	28.8800	2017/09/04	40,000,000	2016/12/08
14913	SG Issuer	ChiUnicom European Warrants Aug 2017 A	0.670	11.38 per unit	2017/08/03	15,000,000	2016/12/08
14910	SG Issuer	ChiUnicom European Warrants Sep 2017 A	1.070	10.28 per unit	2017/09/05	13,000,000	2016/12/08
14915	SG Issuer	Geely Auto European Warrants Jul 2017 A	1.340	7.98 per unit	2017/07/05	12,000,000	2016/12/08
14886	SG Issuer	Geely Auto European Warrants Dec 2017 A	0.250	6.8800	2017/12/05	120,000,000	2016/12/08
14916	SG Issuer	PetroChina European Put Warrants Jul 2017 B	0.375	5.20 per unit	2017/07/05	60,000,000	2016/12/08
14900	UBS AG	CC Bank European Put Warrants Mar 2017 A	0.191	5.49 per unit	2017/03/29	60,000,000	2016/12/08
14894	UBS AG	CKH European Warrants Mar 2017 B	0.162	105.9800	2017/03/29	70,000,000	2016/12/08
14898	UBS AG	China Mobile European Put Warrants Jun 2017 A	0.466	81.8800	2017/06/07	50,000,000	2016/12/08
14899	UBS AG	Haitong Sec European Warrants Aug 2017 A	0.150	16.9000	2017/08/28	70,000,000	2016/12/08
14897	UBS AG	Tencent Holdings European Put Warrants Jun 2017 B	0.251	200 per 100 units	2017/06/19	200,000,000	2016/12/08
14945	BOCI Asia Ltd.	China Unicom European Warrants Dec 2017 A	0.150	10.0000	2017/12/11	100,000,000	2016/12/09
14946	BOCI Asia Ltd.	Haitong Sec European Warrants Sep 2017 A	0.155	16.8800	2017/09/04	100,000,000	2016/12/09
14983	Credit Suisse AG	AIA European Warrants May 2017 B	0.150	50.9300	2017/05/29	70,000,000	2016/12/09
14984	Credit Suisse AG	AIA European Warrants Jun 2017 A	0.250	48.3800	2017/06/08	70,000,000	2016/12/09
14982	Credit Suisse AG	Tencent Holdings European Wts Jul 2017 D	0.150	205.10 per 100 units	2017/07/03	150,000,000	2016/12/09
14966	Goldman Sachs SP (Asia)	AIA European Warrants May 2017 B	0.150	49.0500	2017/05/29	80,000,000	2016/12/09
14938	Goldman Sachs SP (Asia)	CC Bank European Wts Jun 2017 A	0.250	6.28 per unit	2017/06/09	80,000,000	2016/12/09
14943	Goldman Sachs SP (Asia)	A50 China European Wts Apr 2017 B	0.153	13 per unit	2017/04/26	80,000,000	2016/12/09
14942	Goldman Sachs SP (Asia)	HKEX European Warrants Sep 2017 B	0.150	235 per 100 units	2017/09/25	150,000,000	2016/12/09
14935	Goldman Sachs SP (Asia)	HSBC European Warrants May 2017 A	0.150	68.8800	2017/05/15	80,000,000	2016/12/09
14990	Goldman Sachs SP (Asia)	HSI European Warrants Jun 2017 C	0.150	24,088 per 5,500 units	2017/06/29	200,000,000	2016/12/09
14987	Goldman Sachs SP (Asia)	HSI European Put Wts May 2017 B	0.150	21,100 per 6,500 units	2017/05/29	200,000,000	2016/12/09
14934	Goldman Sachs SP (Asia)	SHK Ppt European Wts May 2017 A	0.277	112.1000	2017/05/29	40,000,000	2016/12/09
14961	Goldman Sachs SP (Asia)	Tencent European Wt Sep 2017 C	0.156	200.20 per 100 units	2017/09/22	300,000,000	2016/12/09
14933	Haitong Int'l Sec	BYD European Put Warrants Oct 2017 A	0.527	40.0000	2017/10/30	20,000,000	2016/12/09
14932	Haitong Int'l Sec	China Railway European Warrants Dec 17 A	0.150	7.6000	2017/12/27	100,000,000	2016/12/09
14985	J P Morgan SP BV	AIA European Put Warrants Jul 2017 A	0.254	41.4100	2017/07/03	100,000,000	2016/12/09
14986	J P Morgan SP BV	China Unicom European Warrants Jun 2017 A	0.409	11.11 per unit	2017/06/08	80,000,000	2016/12/09
14929	Macquarie Bank Ltd.	Ch LongYuan European Wts Jun 2019 A	0.250	7.8800	2019/06/18	40,000,000	2016/12/09
14931	Macquarie Bank Ltd.	HKEX European Warrants Jul 2017 A	0.418	285.8800	2017/07/04	24,000,000	2016/12/09
14981	Macquarie Bank Ltd.	Li & Fung European Warrants Dec 2017 B	0.388	4.08 per unit	2017/12/04	26,000,000	2016/12/09
14974	Macquarie Bank Ltd.	Ping An European Warrants Nov 2017 A	0.251	51.0000	2017/11/02	40,000,000	2016/12/09
14975	Macquarie Bank Ltd.	Zijin Mining European Wts Dec 2017 A	0.336	3.33 per unit	2017/12/04	30,000,000	2016/12/09
14953	SG Issuer	AIA European Warrants Jul 2017 A	0.250	49.5000	2017/07/05	80,000,000	2016/12/09
14956	SG Issuer	Geely Auto European Warrants May 2018 A	0.250	7.1800	2018/05/04	120,000,000	2016/12/09
14967	SG Issuer	HSI European Warrants Jun 2017 G	0.250	21,800 per 8,000 units	2017/06/29	150,000,000	2016/12/09
14968	SG Issuer	HSI European Warrants Jul 2017 F	0.250	22,200 per 8,000 units	2017/07/28	150,000,000	2016/12/09
14969	SG Issuer	HSI European Warrants Aug 2017 B	0.250	22,800 per 8,000 units	2017/08/30	150,000,000	2016/12/09

Newly listed derivative warrants (continued)

Code	Issuer	Name of issue	Issue prices (HK\$)	Strike level/ Subscription price (HK\$) per 10 units	Subscription/ exercise period	Unit issued on initial listing	Listing date
14970	SG Issuer	HSI European Warrants Jan 2018 A	0.250	24,400 per 8,000 units	2018/01/30	150,000,000	2016/12/09
14957	SG Issuer	Tencent European Warrants Dec 2017 B	0.250	210 per 100 units	2017/12/05	200,000,000	2016/12/09
14960	SG Issuer	ZTE European Warrants Dec 2017 A	0.250	15.7800	2017/12/05	60,000,000	2016/12/09
14996	BOCI Asia Ltd.	AIA European Warrants Jul 2017 A	0.250	49.0000	2017/07/24	100,000,000	2016/12/12
14999	BOCI Asia Ltd.	CNOOC European Warrants Jul 2017 A	0.473	11.88 per unit	2017/07/17	100,000,000	2016/12/12
14991	BOCI Asia Ltd.	Sinopec Corp European Warrants Jul 2017 A	0.310	6 per unit	2017/07/31	100,000,000	2016/12/12
14993	BOCI Asia Ltd.	HKEX European Warrants Sep 2017 A	0.150	220 per 100 units	2017/09/11	200,000,000	2016/12/12
14995	BOCI Asia Ltd.	PetroChina European Warrants Jul 2017 A	0.321	6 per unit	2017/07/03	100,000,000	2016/12/12
14998	BOCI Asia Ltd.	Tencent Holdings European Wts Aug 2017 B	0.150	208.88 per 100 units	2017/08/31	200,000,000	2016/12/12
15022	Credit Suisse AG	China Mobile European Warrants May 2017 A	0.265	92.9300	2017/05/29	60,000,000	2016/12/12
15025	J P Morgan SP BV	HKEX European Warrants Jul 2017 A	0.173	200.20 per 100 units	2017/07/31	200,000,000	2016/12/12
15031	J P Morgan SP BV	HKEX European Warrants Sep 2017 A	0.151	220 per 100 units	2017/09/04	200,000,000	2016/12/12
15010	Macquarie Bank Ltd.	HSBC European Warrants Feb 2018 A	0.250	75.3300	2018/02/02	40,000,000	2016/12/12
15008	Macquarie Bank Ltd.	PetroChina European Put Warrants Jul17A	0.400	4.98 per unit	2017/07/04	25,000,000	2016/12/12
15006	Macquarie Bank Ltd.	PWR Assets European Wts Nov 2017 A	0.250	88.3300	2017/11/02	40,000,000	2016/12/12
15004	SG Issuer	AIA European Put Warrants Jul 2017 B	0.250	40.5000	2017/07/05	80,000,000	2016/12/12
15011	SG Issuer	BYD European Warrants Aug 2017 A	0.680	45.0000	2017/08/03	20,000,000	2016/12/12
15013	SG Issuer	CITIC Bank European Warrants Sep 2017 A	0.290	5.68 per unit	2017/09/05	35,000,000	2016/12/12
15015	SG Issuer	GF Sec European Warrants Jul 2017 A	0.250	17.9900	2017/07/05	40,000,000	2016/12/12
15016	SG Issuer	HKEX European Warrants Jul 2017 C	0.250	195 per 100 units	2017/07/05	200,000,000	2016/12/12
15014	SG Issuer	China Vanke European Warrants Aug 2017 A	0.250	23.8800	2017/08/03	40,000,000	2016/12/12
13049#	Credit Suisse AG	HSBC European Wts Mar 2017 D	0.150	69.0800	2017/03/31	100,000,000	2016/12/12
15043	BOCI Asia Ltd.	Ch Comm Cons European Warrants Oct 2017 A	0.153	9.0100	2017/10/26	100,000,000	2016/12/13
15042	BOCI Asia Ltd.	China Mobile European Warrants Jun 2017 A	0.311	90.8800	2017/06/19	100,000,000	2016/12/13
15047	BOCI Asia Ltd.	Evergrande European Warrants Aug 2017 A	0.587	5.98 per unit	2017/08/21	100,000,000	2016/12/13
15044	BOCI Asia Ltd.	China Vanke European Warrants Sep 2017 A	0.250	23.8800	2017/09/11	100,000,000	2016/12/13
15046	BOCI Asia Ltd.	Zijin Mining European Warrants Sep 2017 A	0.263	3 per unit	2017/09/18	100,000,000	2016/12/13
15059	BNP Paribas Arbit Issu B.V.	AIA European Wts Oct 2017 A	0.250	52.0000	2017/10/04	40,000,000	2016/12/13
15050	BNP Paribas Arbit Issu B.V.	CKH European Wts Oct 2017 A	0.280	111.0000	2017/10/04	40,000,000	2016/12/13
15051	BNP Paribas Arbit Issu B.V.	CKP European Wts Oct 2017 A	0.280	60.0000	2017/10/04	40,000,000	2016/12/13
15049	BNP Paribas Arbit Issu B.V.	Tencent Hldgs Eu Wt Jul 2018 A	0.260	216 per 100 units	2018/07/03	80,000,000	2016/12/13
15070	Goldman Sachs SP (Asia)	CNOOC European Warrants Jun 2017 A	0.337	11.68 per unit	2017/06/30	50,000,000	2016/12/13
15075	Goldman Sachs SP (Asia)	China Unicom Euro Wts Jun 2017 A	0.359	10.88 per unit	2017/06/30	40,000,000	2016/12/13
15072	Goldman Sachs SP (Asia)	Sands China Euro Wts May 2017 A	0.172	42.9800	2017/05/24	60,000,000	2016/12/13
15079	J P Morgan SP BV	HSBC European Put Warrants Jul 2017 B	0.265	59.5900	2017/07/03	100,000,000	2016/12/13
15061	Macquarie Bank Ltd.	AIA European Warrants Jul 2017 A	0.250	51.8800	2017/07/04	40,000,000	2016/12/13
15060	Macquarie Bank Ltd.	China Mobile European Wts Jul 2017 B	0.524	88.8800	2017/07/04	20,000,000	2016/12/13
15033	Macquarie Bank Ltd.	Tencent European Warrants Jul 2017 D	2.095	190.8800	2017/07/04	10,000,000	2016/12/13
15040	Macquarie Bank Ltd.	Tencent European Put Wts Jul 2017 E	0.315	135.8800	2017/07/04	32,000,000	2016/12/13
15064	SG Issuer	Haitong Sec European Warrants Nov 2017 A	0.250	15.2000	2017/11/03	60,000,000	2016/12/13
15066	UBS AG	CKP European Warrants Apr 2017 A	0.151	60.0500	2017/04/27	70,000,000	2016/12/13
15065	UBS AG	Jiangxi Copper European Warrants Dec 2017 A	0.250	13.3800	2017/12/08	40,000,000	2016/12/13
15085	BOCI Asia Ltd.	HSBC European Warrants Jun 2017 B	0.294	64.8800	2017/06/26	200,000,000	2016/12/14

Newly listed derivative warrants (continued)

Code	Issuer	Name of issue	Issue prices (HK\$)	Strike level/ Subscription price (HK\$) per 10 units	Subscription/ exercise period	Unit issued on initial listing	Listing date
15089	BOCI Asia Ltd.	HSBC European Warrants Sep 2017 A	0.160	72.8800	2017/09/27	200,000,000	2016/12/14
15102	BNP Paribas Arbit Issu B.V.	CITIC Sec Euro Wts Jul 2018 A	0.270	20.0000	2018/07/03	40,000,000	2016/12/14
15103	BNP Paribas Arbit Issu B.V.	China Life Euro Wts Oct 2017 B	0.260	23.0000	2017/10/04	70,000,000	2016/12/14
15110	BNP Paribas Arbit Issu B.V.	Galaxy Ent Euro Wts Jan 2018 A	0.260	50.0000	2018/01/02	40,000,000	2016/12/14
15101	BNP Paribas Arbit Issu B.V.	HKEX European Wts Jul 2017 A	0.300	240.0000	2017/07/04	40,000,000	2016/12/14
15100	BNP Paribas Arbit Issu B.V.	Ping An European Wt Jul 2017 B	0.270	46.0000	2017/07/04	50,000,000	2016/12/14
15099	BNP Paribas Arbit Issu B.V.	Tencent Hldgs Eu Wt Jul 2017 C	0.370	238.0000	2017/07/04	30,000,000	2016/12/14
15135	Credit Suisse AG	HKEX European Warrants Jul 2017 B	0.150	200.20 per 100 units	2017/07/31	150,000,000	2016/12/14
15137	Credit Suisse AG	HSBC European Wts Jun 2017 A	0.250	71.3800	2017/06/30	100,000,000	2016/12/14
15092	Goldman Sachs SP (Asia)	HSBC European Warrants Jun 2017 B	0.250	71.8000	2017/06/29	80,000,000	2016/12/14
15093	Goldman Sachs SP (Asia)	HSBC European Put Wts Jun 2017 C	0.250	60.0000	2017/06/28	80,000,000	2016/12/14
15143	J P Morgan SP BV	AIA European Warrants Jul 2017 B	0.252	47.4700	2017/07/04	100,000,000	2016/12/14
15139	J P Morgan SP BV	HSBC European Warrants Mar 2017 A	0.151	69.1000	2017/03/24	100,000,000	2016/12/14
15140	J P Morgan SP BV	HSBC European Warrants Sep 2017 A	0.250	75.7500	2017/09/01	100,000,000	2016/12/14
15098	Macquarie Bank Ltd.	HKEX European Put Warrants Jul 2017 B	0.670	154.8800	2017/07/04	15,000,000	2016/12/14
15119	Macquarie Bank Ltd.	HSBC European Warrants Dec 2017 A	0.297	76.8800	2017/12/04	35,000,000	2016/12/14
15113	Macquarie Bank Ltd.	HSBC European Put Warrants Sep 2017 A	0.251	53.8800	2017/09/04	40,000,000	2016/12/14
15152	SG Issuer	AIA European Warrants Jul 2017 C	0.285	46.0000	2017/07/05	80,000,000	2016/12/14
15122	SG Issuer	AIA European Warrants Oct 2017 A	0.250	50.8800	2017/10/06	80,000,000	2016/12/14
15124	SG Issuer	Geely Auto European Warrants Sep 2017 A	1.070	9.20 per unit	2017/09/05	10,000,000	2016/12/14
15156	SG Issuer	HSBC European Warrants Apr 2017 G	0.165	69.2300	2017/04/06	100,000,000	2016/12/14
15125	SG Issuer	HSBC European Warrants Jul 2017 B	0.250	73.5000	2017/07/05	100,000,000	2016/12/14
15130	SG Issuer	HSBC European Warrants Dec 2017 A	0.250	80.0000	2017/12/05	100,000,000	2016/12/14
15159	SG Issuer	HSBC European Put Warrants Jul 2017 C	0.285	60.0000	2017/07/05	100,000,000	2016/12/14
15132	SG Issuer	JIANC European Warrants Mar 2018 A	0.250	15.0000	2018/03/05	80,000,000	2016/12/14
15151	UBS AG	Evergrande European Warrants Jul 2017 A	0.255	6.38 per unit	2017/07/24	40,000,000	2016/12/14
15150	UBS AG	HKEX European Warrants Jul 2017 A	0.153	200.20 per 100 units	2017/07/26	300,000,000	2016/12/14
15144	UBS AG	HSBC European Warrants Jun 2017 B	0.250	72.8800	2017/06/15	100,000,000	2016/12/14
15146	UBS AG	HSBC European Put Warrants May 2017 B	0.267	57.9500	2017/05/29	100,000,000	2016/12/14
15182	Credit Suisse AG	HSBC European Wts Jun 2017 B	0.250	74.9800	2017/06/23	100,000,000	2016/12/15
15185	Credit Suisse AG	HSBC European Wts Sep 2017 A	0.250	78.3800	2017/09/05	100,000,000	2016/12/15
15186	Credit Suisse AG	HSBC European Put Warrants Jun 2017 C	0.320	59.8800	2017/06/30	50,000,000	2016/12/15
15170	Goldman Sachs SP (Asia)	AIA European Warrants Jun 2017 A	0.250	46.0000	2017/06/30	60,000,000	2016/12/15
15173	Goldman Sachs SP (Asia)	CC Bank European Wts May 2017 A	0.309	6.01 per unit	2017/05/19	80,000,000	2016/12/15
15169	J P Morgan SP BV	AIA European Warrants Dec 2017 A	0.151	56.0000	2017/12/29	100,000,000	2016/12/15
15167	J P Morgan SP BV	HSBC European Warrants Nov 2017 A	0.250	78.7800	2017/11/02	100,000,000	2016/12/15
15180	Macquarie Bank Ltd.	BOCL European Warrants Aug 2017 A	0.251	3.89 per unit	2017/08/02	40,000,000	2016/12/15
15162	Macquarie Bank Ltd.	China Life European Wts Feb 2018 B	0.250	25.9800	2018/02/02	40,000,000	2016/12/15
15178	Macquarie Bank Ltd.	China Overseas European Wts Jul 2017 A	0.649	28.88 per unit	2017/07/04	16,000,000	2016/12/15
15160	Macquarie Bank Ltd.	Geely Auto European Wts Feb 2019 A	0.250	9.9800	2019/02/04	40,000,000	2016/12/15
15177	Macquarie Bank Ltd.	R&F Ppt European Warrants Apr 2018 A	0.254	12.8800	2018/04/04	40,000,000	2016/12/15
15161	Macquarie Bank Ltd.	New World Dev European Wts Feb 2018 A	0.502	11.88 per unit	2018/02/02	20,000,000	2016/12/15
15176	SG Issuer	HSBC European Warrants Apr 2018 A	0.250	78.0000	2018/04/06	100,000,000	2016/12/15

Newly listed derivative warrants (continued)

Code	Issuer	Name of issue	Issue prices (HK\$)	Strike level/ Subscription price (HK\$) per 10 units	Subscription/ exercise period	Unit issued on initial listing	Listing date
15188	UBS AG	AIA European Warrants Jun 2017 B	0.162	48.9300	2017/06/08	100,000,000	2016/12/15
15198	UBS AG	BOCL European Warrants Jul 2017 A	0.154	3.79 per unit	2017/07/24	70,000,000	2016/12/15
15187	UBS AG	China Mobile European Warrants Jun 2017 B	0.491	88.8800	2017/06/14	100,000,000	2016/12/15
15191	UBS AG	CNOOC European Warrants Apr 2017 A	0.282	12.19 per unit	2017/04/25	50,000,000	2016/12/15
15194	UBS AG	CSOP A50 ETF European Warrants Sep 2018 B	0.150	12.2000	2018/09/21	300,000,000	2016/12/15
15196	UBS AG	ICBC European Warrants Apr 2017 A	0.198	5.19 per unit	2017/04/25	70,000,000	2016/12/15
15211	BOCI Asia Ltd.	AIA European Put Warrants Aug 2017 A	0.251	41.0000	2017/08/31	100,000,000	2016/12/16
15212	BOCI Asia Ltd.	China Life European Warrants Aug 2017 B	0.153	24.5000	2017/08/29	200,000,000	2016/12/16
15206	BOCI Asia Ltd.	Geely Auto European Warrants Aug 2018 A	0.250	9.5000	2018/08/27	100,000,000	2016/12/16
15208	BOCI Asia Ltd.	Geely Auto European Warrants Dec 2018 A	0.200	10.3800	2018/12/20	100,000,000	2016/12/16
15203	BOCI Asia Ltd.	HSBC European Warrants Jun 2017 C	0.251	70.0000	2017/06/19	200,000,000	2016/12/16
15204	BOCI Asia Ltd.	HSBC European Put Warrants Jul 2017 B	0.355	60.8800	2017/07/10	100,000,000	2016/12/16
15240	Credit Suisse AG	Tencent Holdings European Wts Jul 2017 E	0.150	196.08 per 100 units	2017/07/03	150,000,000	2016/12/16
15247	Goldman Sachs SP (Asia)	Lenovo European Wts Jun 2017 A	0.250	5.55 per unit	2017/06/30	40,000,000	2016/12/16
15214	HK Bank	AIA European Warrants Jun 2017 A	0.250	46.8800	2017/06/30	50,000,000	2016/12/16
15222	HK Bank	AIA European Put Warrants Jun 2017 B	0.250	40.3800	2017/06/30	50,000,000	2016/12/16
15242	J P Morgan SP BV	AIA European Warrants Jun 2017 B	0.255	44.8800	2017/06/30	100,000,000	2016/12/16
15234	Macquarie Bank Ltd.	Chi Res Land European Wts Apr 2018 A	0.250	24.3300	2018/04/04	40,000,000	2016/12/16
15228	Macquarie Bank Ltd.	Galaxy Ent European Wts Nov 2017 A	0.251	48.8800	2017/11/02	40,000,000	2016/12/16
15231	Macquarie Bank Ltd.	Galaxy Ent European Put Wts Oct 2017 A	0.250	28.8800	2017/10/04	40,000,000	2016/12/16
15199	Macquarie Bank Ltd.	HKEX European Warrants Jul 2017 C	0.910	235.8800	2017/07/04	11,000,000	2016/12/16
15200	Macquarie Bank Ltd.	HKEX European Warrants Jul 2017 D	0.261	185.88 per 100 units	2017/07/04	40,000,000	2016/12/16
15224	Macquarie Bank Ltd.	SHK Ppt European Warrants Aug 2017 A	0.503	119.9900	2017/08/02	20,000,000	2016/12/16
15235	SG Issuer	Ch Mob European Warrants Jul 2017 C	0.365	89.8800	2017/07/05	60,000,000	2016/12/16
15237	SG Issuer	Kingsoft European Warrants Aug 2017 A	0.270	16.2800	2017/08/03	50,000,000	2016/12/16
15238	SG Issuer	Sands China European Warrants Jul 2017 B	0.355	36.2800	2017/07/05	60,000,000	2016/12/16
26744#	Credit Suisse AG	HKEX European Warrants Jun 2017 B	0.069	208.20 per 100 units	2017/06/05	150,000,000	2016/12/16
14378#	Credit Suisse AG	Tencent Holdings European Wts Jun 2017 C	0.095	197.28 per 100 units	2017/06/05	110,000,000	2016/12/16
15260	BNP Paribas Arbit Issu B.V.	CITIC Bank Euro Wts Oct 2017 A	0.270	5.60 per unit	2017/10/04	40,000,000	2016/12/19
15256	BNP Paribas Arbit Issu B.V.	China Overseas Eu Wt Jan 2018A	0.260	25.0000	2018/01/02	40,000,000	2016/12/19
15259	BNP Paribas Arbit Issu B.V.	Lenovo European Wts Oct 2017 A	0.290	5.50 per unit	2017/10/04	40,000,000	2016/12/19
15261	BNP Paribas Arbit Issu B.V.	Stanchart Euro Wts Oct 2017 A	0.350	78.0000	2017/10/04	40,000,000	2016/12/19
15258	BNP Paribas Arbit Issu B.V.	Zijin Mining Eu Wts Oct 2017 A	0.250	3.08 per unit	2017/10/04	40,000,000	2016/12/19
15268	Goldman Sachs SP (Asia)	Tencent European Wt Jun 2017 E	0.150	196.08 per 100 units	2017/06/28	300,000,000	2016/12/19
15255	HK Bank	CC Bank European Warrants Jul 2017 B	0.190	6.68 per unit	2017/07/27	60,000,000	2016/12/19
15253	HK Bank	CC Bank European Warrants Aug 2017 B	0.320	6.08 per unit	2017/08/31	50,000,000	2016/12/19
15248	SG Issuer	HKEX European Warrants Aug 2017 B	0.250	185 per 100 units	2017/08/03	200,000,000	2016/12/19
15251	SG Issuer	HKEX European Warrants Feb 2018 A	0.250	200 per 100 units	2018/02/05	200,000,000	2016/12/19
15263	SG Issuer	Ping An European Warrants May 2017 C	0.295	41.9300	2017/05/05	100,000,000	2016/12/19
15265	UBS AG	CC Bank European Warrants May 2017 B	0.167	6.79 per unit	2017/05/29	70,000,000	2016/12/19
15267	UBS AG	HSI European Warrants Jul 2017 A	0.167	23,400 per 6,600 units	2017/07/28	300,000,000	2016/12/19
15264	UBS AG	Tencent Holdings European Put Warrants Oct 2017 B	0.241	189.90 per 100 units	2017/10/24	200,000,000	2016/12/19
15280	BOCI Asia Ltd.	HKEX European Warrants Sep 2017 B	0.150	200 per 100 units	2017/09/04	200,000,000	2016/12/20

Newly listed derivative warrants (continued)

Code	Issuer	Name of issue	Issue prices (HK\$)	Strike level/ Subscription price (HK\$) per 10 units	Subscription/ exercise period	Unit issued on initial listing	Listing date
15286	BNP Paribas Arbit Issu B.V.	Geely Auto Euro Wts Jun 2018 A	0.200	8.2200	2018/06/04	80,000,000	2016/12/20
15292	Goldman Sachs SP (Asia)	China Mobile Euro Wts Jun 2017 A	0.270	87.8800	2017/06/30	50,000,000	2016/12/20
15282	Goldman Sachs SP (Asia)	HKEX European Warrants Jun 2017 B	0.150	195 per 100 units	2017/06/28	200,000,000	2016/12/20
15291	J P Morgan SP BV	Sinopec Corp European Warrants Aug 2017 A	0.251	6.50 per unit	2017/08/01	100,000,000	2016/12/20
15288	J P Morgan SP BV	HKEX European Warrants Dec 2017 A	0.150	212 per 100 units	2017/12/01	200,000,000	2016/12/20
15289	J P Morgan SP BV	PetroChina European Warrants Mar 2017 B	0.155	6.50 per unit	2017/03/31	100,000,000	2016/12/20
15284	Macquarie Bank Ltd.	PetroChina European Wts Jul 2017 B	0.250	6.88 per unit	2017/07/04	40,000,000	2016/12/20
15287	SG Issuer	CMob European Put Warrants Aug 2017 A	0.250	68.0000	2017/08/03	60,000,000	2016/12/20
12347#	Credit Suisse AG	Tencent Holdings European Wts Sep 2017 B	0.119	205.10 per 100 units	2017/09/29	200,000,000	2016/12/20
15308	BNP Paribas Arbit Issu B.V.	CNOOC European Wts Oct 2017 A	0.520	13.20 per unit	2017/10/04	30,000,000	2016/12/21
15311	BNP Paribas Arbit Issu B.V.	Sinopec Corp Eu Wts Jan 2018 A	0.250	7.50 per unit	2018/01/03	40,000,000	2016/12/21
15304	BNP Paribas Arbit Issu B.V.	PetroCh Euro Wts Jan 2018 A	0.340	7.38 per unit	2018/01/03	40,000,000	2016/12/21
15301	BNP Paribas Arbit Issu B.V.	Tencent Hldgs Eu Wt Jul 2017 D	0.150	195.98 per 100 units	2017/07/04	80,000,000	2016/12/21
15338	Credit Suisse AG	AIA European Warrants Jun 2017 B	0.250	45.4800	2017/06/30	70,000,000	2016/12/21
15335	Credit Suisse AG	Sinopec Corp European Warrants Jul 2017 A	0.250	6.98 per unit	2017/07/03	50,000,000	2016/12/21
15337	Credit Suisse AG	PetroChina European Warrants Jun 2017 A	0.250	7.08 per unit	2017/06/30	50,000,000	2016/12/21
15365	J P Morgan SP BV	Sinopec Corp Eu Put Wt Jul 2017 A	0.286	5.38 per unit	2017/07/03	100,000,000	2016/12/21
15366	J P Morgan SP BV	HKEX European Warrants Apr 2017 A	0.150	189.98 per 100 units	2017/04/05	200,000,000	2016/12/21
15361	J P Morgan SP BV	PetroChina European Warrants Jul 2017 A	0.252	7 per unit	2017/07/03	100,000,000	2016/12/21
15364	J P Morgan SP BV	PetroChina European Put Warrants Jul 17 B	0.254	5.50 per unit	2017/07/03	100,000,000	2016/12/21
15325	Macquarie Bank Ltd.	CNOOC European Put Warrants Dec 2017 A	1.003	9.33 per unit	2017/12/04	10,000,000	2016/12/21
15331	Macquarie Bank Ltd.	Sinopec Corp European Wts Jun 2017 B	0.344	6.38 per unit	2017/06/02	30,000,000	2016/12/21
15329	Macquarie Bank Ltd.	ICBC European Warrants Aug 2017 B	0.293	5.18 per unit	2017/08/02	35,000,000	2016/12/21
15323	Macquarie Bank Ltd.	PetroChina European Wts Oct 2017 A	0.313	7.88 per unit	2017/10/04	32,000,000	2016/12/21
15296	Macquarie Bank Ltd.	Sunny Optical European Warrants Sep17A	0.625	40.8800	2017/09/04	16,000,000	2016/12/21
15312	SG Issuer	Minsheng Bank European Warrants Aug 2017 A	0.800	9 per unit	2017/08/03	15,000,000	2016/12/21
15318	SG Issuer	CNOOC European Put Warrants Jul 2017 B	0.630	9.50 per unit	2017/07/05	20,000,000	2016/12/21
15320	SG Issuer	CP&CC European Warrants Aug 2017 A	0.185	7.29 per unit	2017/08/03	60,000,000	2016/12/21
15316	SG Issuer	China Tel European Warrants Sep 2017 A	0.385	3.80 per unit	2017/09/05	26,000,000	2016/12/21
15319	SG Issuer	PetroChina European Warrants Jul 2017 C	0.250	7.19 per unit	2017/07/05	60,000,000	2016/12/21
15321	SG Issuer	Wharf European Warrants Jul 2017 A	0.385	59.8800	2017/07/05	26,000,000	2016/12/21
15356	UBS AG	A50 China European Warrants May 2017 A	0.158	14.30 per unit	2017/05/26	70,000,000	2016/12/21
15351	UBS AG	A50 China European Warrants Dec 2017 A	0.224	9.3900	2017/12/29	300,000,000	2016/12/21
15348	UBS AG	Galaxy Ent European Warrants May 2017 C	0.212	37.4200	2017/05/02	70,000,000	2016/12/21
10435	UBS AG	Nikkei 225 European Warrants Sep 2017 A	0.250	20,000 per 600 units	2017/09/08	100,000,000	2016/12/21
10436	UBS AG	Nikkei 225 European Warrants Sep 2017 B	0.251	22,000 per 420 units	2017/09/08	100,000,000	2016/12/21
10438	UBS AG	Nikkei 225 European Warrants Sep 2017 C	0.250	18,500 per 780 units	2017/09/08	100,000,000	2016/12/21
10437	UBS AG	Nikkei 225 European Warrants Dec 2017 A	0.250	24,000 per 390 units	2017/12/08	100,000,000	2016/12/21
10440	UBS AG	Nikkei 225 European Put Warrants Sep 2017 D	0.165	18,000 per 600 units	2017/09/08	100,000,000	2016/12/21
10441	UBS AG	Nikkei 225 European Put Warrants Sep 2017 E	0.250	20,000 per 800 units	2017/09/08	100,000,000	2016/12/21
10439	UBS AG	Nikkei 225 European Put Warrants Dec 2017 B	0.151	17,000 per 550 units	2017/12/08	100,000,000	2016/12/21
15357	UBS AG	Tencent Holdings European Warrants Oct 2017 C	0.150	228.20 per 100 units	2017/10/13	300,000,000	2016/12/21
15346	UBS AG	Wynn Macau European Warrants Apr 2017 A	0.158	13.23 per 10 units	2017/04/25	70,000,000	2016/12/21

Newly listed derivative warrants (continued)

Code	Issuer	Name of issue	Issue prices (HK\$)	Strike level/ Subscription price (HK\$) per 10 units	Subscription/ exercise period	Unit issued on initial listing	Listing date
15422	BNP Paribas Arbit Issu B.V.	AIA European Wts Oct 2017 B	0.260	47.5000	2017/10/04	40,000,000	2016/12/22
15425	BNP Paribas Arbit Issu B.V.	Ch Mobile Euro Wts Aug 2017 A	0.360	90.0000	2017/08/02	40,000,000	2016/12/22
15424	BNP Paribas Arbit Issu B.V.	HSBC European Wts Oct 2017 A	0.400	65.0000	2017/10/04	50,000,000	2016/12/22
15371	BNP Paribas Arbit Issu B.V.	HSI European Wts Aug 2017 C	0.250	22,800 per 6,000 units	2017/08/30	80,000,000	2016/12/22
15374	BNP Paribas Arbit Issu B.V.	HSI Euro Put Wts Oct 2017 B	0.250	20,800 per 6,000 units	2017/10/30	80,000,000	2016/12/22
15423	BNP Paribas Arbit Issu B.V.	Tencent Hldgs Eu Wt Jan 2018 B	0.310	178 per 100 units	2018/01/03	80,000,000	2016/12/22
15426	Credit Suisse AG	CKP European Warrants Jun 2017 A	0.285	54.8800	2017/06/30	40,000,000	2016/12/22
15370	Goldman Sachs SP (Asia)	Sinopec Corp European Wts May 2017 A	0.217	6.39 per unit	2017/05/29	50,000,000	2016/12/22
15458	Goldman Sachs SP (Asia)	HSI European Warrants Jun 2017 D	0.150	22,480 per 8,000 units	2017/06/29	200,000,000	2016/12/22
15404	HK Bank	Geely Auto European Warrants Jun 2017 A	0.800	7.68 per unit	2017/06/30	30,000,000	2016/12/22
15408	HK Bank	HKEX European Warrants Jun 2017 B	0.150	195.10 per 100 units	2017/06/28	100,000,000	2016/12/22
15405	HK Bank	PetroChina European Warrants Jun 2017 B	0.300	6.58 per unit	2017/06/30	50,000,000	2016/12/22
15407	HK Bank	Tencent European Warrants Jun 2017 B	0.150	195.88 per 100 units	2017/06/30	150,000,000	2016/12/22
15397	J P Morgan SP BV	China Life European Warrants Apr 2017 D	0.151	21.5000	2017/04/03	100,000,000	2016/12/22
15402	J P Morgan SP BV	HSI European Warrants Mar 2017 F	0.151	22,100 per 8,000 units	2017/03/30	200,000,000	2016/12/22
15451	J P Morgan SP BV	HSI European Warrants Aug 2017 A	0.150	22,800 per 8,000 units	2017/08/30	400,000,000	2016/12/22
15447	J P Morgan SP BV	Lenovo European Warrants Jun 2017 A	0.269	5.29 per unit	2017/06/01	80,000,000	2016/12/22
15455	J P Morgan SP BV	Link REIT European Warrants Jun 2017 A	0.240	53.8800	2017/06/01	100,000,000	2016/12/22
15403	Macquarie Bank Ltd.	PCCW European Warrants Dec 2017 A	0.455	4.88 per unit	2017/12/04	22,000,000	2016/12/22
15436	SG Issuer	CAM CSI300 European Warrants Jul 2017 B	0.250	38.8800	2017/07/05	60,000,000	2016/12/22
15428	SG Issuer	BOCHK European Warrants Sep 2017 A	0.250	28.0000	2017/09/05	40,000,000	2016/12/22
15431	SG Issuer	CCB European Warrants Aug 2017 B	0.340	5.68 per unit	2017/08/03	60,000,000	2016/12/22
15443	SG Issuer	CSOP A50 ETF European Warrants Jul 2017 A	0.455	12.28 per unit	2017/07/05	30,000,000	2016/12/22
15444	SG Issuer	A50 China European Warrants Jul 2017 B	0.750	11 per unit	2017/07/05	30,000,000	2016/12/22
15445	SG Issuer	HKEX European Put Warrants Aug 2017 C	0.250	190 per 100 units	2017/08/03	200,000,000	2016/12/22
15390	SG Issuer	ICBC European Warrants Aug 2017 A	0.250	5 per unit	2017/08/03	60,000,000	2016/12/22
15391	SG Issuer	NewWorld Dev Eu Wt Aug 2017 A	0.770	8.80 per unit	2017/08/03	13,000,000	2016/12/22
15394	SG Issuer	SHK P European Warrants Aug 2017 A	0.710	105.8800	2017/08/03	20,000,000	2016/12/22
15409	UBS AG	AIA European Warrants Jun 2017 C	0.255	45.0000	2017/06/21	100,000,000	2016/12/22
15414	UBS AG	Geely Auto European Warrants Jul 2018 A	0.195	7.5100	2018/07/23	70,000,000	2016/12/22
15389	UBS AG	HKEX European Warrants Apr 2017 A	0.151	188.10 per 100 units	2017/04/18	300,000,000	2016/12/22
15388	UBS AG	HSCEI European Warrants Apr 2017 A	0.159	9,600 per 4,000 units	2017/04/27	100,000,000	2016/12/22
15387	UBS AG	HSI European Warrants Mar 2017 G	0.374	20,400 per 6,000 units	2017/03/30	300,000,000	2016/12/22
15386	UBS AG	HSI European Warrants Jun 2017 B	0.258	21,200 per 8,000 units	2017/06/29	300,000,000	2016/12/22
15420	UBS AG	ICBC European Warrants Jun 2017 A	0.317	4.78 per unit	2017/06/21	100,000,000	2016/12/22
15418	UBS AG	PetroChina European Warrants Jun 2017 A	0.308	6.66 per unit	2017/06/21	40,000,000	2016/12/22
15381	UBS AG	Tencent Holdings European Warrants Aug 2017 A	0.151	209.20 per 100 units	2017/08/29	300,000,000	2016/12/22
10446	BNP Paribas Arbit Issu B.V.	EUR/USD Euro Put Wt Jun 2017 B	0.250	1 per 1 units	2017/06/23	50,000,000	2016/12/23
10447	BNP Paribas Arbit Issu B.V.	GBP/USD European Put Wt Sep17A	0.250	1.15 per 1 units	2017/09/22	50,000,000	2016/12/23
10442	BNP Paribas Arbit Issu B.V.	Gold European Wts Sep 2017 A	0.250	1,250 per 3,500 units	2017/09/22	50,000,000	2016/12/23
10443	BNP Paribas Arbit Issu B.V.	Gold Euro Put Wts Sep 2017 B	0.250	1,050 per 3,500 units	2017/09/22	50,000,000	2016/12/23
10444	BNP Paribas Arbit Issu B.V.	USD/YEN Euro Wts Sep 2017 A	0.250	125 per 1 units	2017/09/22	50,000,000	2016/12/23
10445	BNP Paribas Arbit Issu B.V.	USD/YEN Eur Put Wts Sep 2017 B	0.250	108 per 1 units	2017/09/22	50,000,000	2016/12/23

Newly listed derivative warrants (continued)

Code	Issuer	Name of issue	Issue prices (HK\$)	Strike level/ Subscription price (HK\$) per 10 units	Subscription/ exercise period	Unit issued on initial listing	Listing date
15482	Credit Suisse AG	Ping An European Warrants Jul 2017 B	0.250	44.7800	2017/07/04	70,000,000	2016/12/23
15493	Goldman Sachs SP (Asia)	BOCL European Warrants Jul 2017 A	0.150	3.66 per unit	2017/07/27	80,000,000	2016/12/23
15489	Goldman Sachs SP (Asia)	CC Bank European Wts Jul 2017 A	0.260	5.68 per unit	2017/07/28	80,000,000	2016/12/23
15495	Goldman Sachs SP (Asia)	HSI European Put Wts Jun 2017 E	0.161	21,400 per 6,000 units	2017/06/29	200,000,000	2016/12/23
15494	Goldman Sachs Sp (Asia)	ICBC European Warrants Jul 2017 B	0.250	4.78 per unit	2017/07/28	80,000,000	2016/12/23
15491	Goldman Sachs SP (Asia)	Ping An European Wts May 2017 A	0.150	45.0000	2017/05/29	100,000,000	2016/12/23
15468	Haitong Int'l Sec	CC Bank European Warrants Sep 2017 B	0.250	6.18 per unit	2017/09/05	40,000,000	2016/12/23
15465	Haitong Int'l Sec	China Life European Warrants Dec 2017 A	0.150	25.0000	2017/12/05	70,000,000	2016/12/23
15467	Haitong Int'l Sec	China Mobile European Warrants Jun 2017 C	0.330	88.8000	2017/06/29	40,000,000	2016/12/23
15464	Haitong Int'l Sec	HSBC European Warrants Jun 2017 B	0.260	66.5000	2017/06/29	40,000,000	2016/12/23
15466	Haitong Int'l Sec	Ping An European Warrants Aug 2017 A	0.250	43.8000	2017/08/02	40,000,000	2016/12/23
15460	Macquarie Bank Ltd.	CKH European Warrants Jul 2017 B	0.417	99.8800	2017/07/04	24,000,000	2016/12/23
15459	Macquarie Bank Ltd.	China Life European Wts Jul 2017 A	0.250	19.8800	2017/07/04	40,000,000	2016/12/23
15481	Macquarie Bank Ltd.	Ping An European Warrants Jul 2017 B	0.404	41.8800	2017/07/04	25,000,000	2016/12/23
15475	SG Issuer	Anhui Conch European Warrants Jul 2017 A	0.250	23.2000	2017/07/05	40,000,000	2016/12/23
15472	SG Issuer	CHALCO European Warrants Aug 2017 A	0.550	3.28 per unit	2017/08/03	20,000,000	2016/12/23
15461	SG Issuer	CNBM European Warrants Aug 2017 A	0.460	4.20 per unit	2017/08/03	22,000,000	2016/12/23
15462	SG Issuer	Evergrande Eu Wt Oct 2017 A	0.590	5.39 per unit	2017/10/06	18,000,000	2016/12/23
15478	SG Issuer	HSCEI European Warrants Sep 2017 B	0.250	9,300 per 4,000 units	2017/09/28	150,000,000	2016/12/23
15477	SG Issuer	HTSC European Warrants Jun 2017 A	0.170	18.0000	2017/06/21	60,000,000	2016/12/23
15463	SG Issuer	Li & Fung European Warrants Oct 2017 A	0.415	3.80 per unit	2017/10/06	26,000,000	2016/12/23
13551#	Credit Suisse AG	China Life European Warrants Jun 2017 A	0.085	22.5500	2017/06/02	120,000,000	2016/12/23
15496	HK Bank	China Vanke European Warrants Jul 2017 A	0.250	20.8800	2017/07/31	50,000,000	2016/12/28
15554	J P Morgan SP BV	HKEX European Warrants Jun 2017 B	0.150	194.94 per 100 units	2017/06/30	200,000,000	2016/12/28
15552	J P Morgan SP BV	HSI European Warrants Jan 2018 A	0.151	24,500 per 8,000 units	2018/01/30	400,000,000	2016/12/28
15516	Macquarie Bank Ltd.	CGN Power European Warrants Oct 2017 A	0.250	2.88 per unit	2017/10/09	40,000,000	2016/12/28
15513	Macquarie Bank Ltd.	CNBM European Warrants Sep 2017 A	0.304	5.58 per unit	2017/09/04	33,000,000	2016/12/28
15512	Macquarie Bank Ltd.	Geely Auto European Wts Jul 2017 B	0.902	8.38 per unit	2017/07/04	12,000,000	2016/12/28
15535	SG Issuer	BOCom European Warrants Aug 2017 A	0.455	6 per unit	2017/08/03	22,000,000	2016/12/28
15550	SG Issuer	CKH European Warrants Aug 2017 A	0.600	89.8800	2017/08/03	30,000,000	2016/12/28
15542	SG Issuer	CKP European Warrants Jul 2017 B	0.335	52.8800	2017/07/05	30,000,000	2016/12/28
15502	SG Issuer	CNOOC European Warrants Jul 2017 C	0.390	12 per unit	2017/07/05	26,000,000	2016/12/28
15497	SG Issuer	China Overseas European Warrants Sep 2017 A	0.250	20.8800	2017/09/05	50,000,000	2016/12/28
15543	SG Issuer	China Overseas European Warrants Jan 2018 A	0.155	25.0000	2018/01/04	65,000,000	2016/12/28
15545	SG Issuer	China Overseas European Put Warrants Aug 2017 C	0.250	20.0000	2017/08/03	50,000,000	2016/12/28
15501	SG Issuer	China Res Land European Warrants Sep 2017 A	0.250	17.3800	2017/09/05	40,000,000	2016/12/28
15504	SG Issuer	KECL European Warrants Oct 2017 A	0.455	7.25 per unit	2017/10/06	22,000,000	2016/12/28
15506	SG Issuer	MTRC European Warrants Oct 2017 A	0.335	37.8800	2017/10/06	30,000,000	2016/12/28
15507	SG Issuer	Petch European Warrants Aug 2017 A	0.395	6.50 per unit	2017/08/03	60,000,000	2016/12/28
15546	SG Issuer	China Vanke European Warrants Oct 2017 A	0.275	18.8800	2017/10/06	40,000,000	2016/12/28
15551	SG Issuer	Zijin Mining European Warrants Aug 2017 A	0.290	2.60 per unit	2017/08/03	35,000,000	2016/12/28
15518	UBS AG	China Mobile European Put Warrants Jun 2017 C	0.343	74.9500	2017/06/23	50,000,000	2016/12/28
15533	UBS AG	Galaxy Ent European Put Warrants May 2017 D	0.159	29.2700	2017/05/26	70,000,000	2016/12/28

Newly listed derivative warrants (continued)

Code	Issuer	Name of issue	Issue prices (HK\$)	Strike level/ Subscription price (HK\$) per 10 units	Subscription/ exercise period	Unit issued on initial listing	Listing date
15524	UBS AG	HKEX European Put Warrants Sep 2017 B	0.150	168.78 per 100 units	2017/09/26	100,000,000	2016/12/28
15517	UBS AG	HSBC European Put Warrants Jul 2017 A	0.252	53.8800	2017/07/31	100,000,000	2016/12/28
15532	UBS AG	Sands China European Put Warrants Jul 2017 B	0.272	28.8800	2017/07/07	70,000,000	2016/12/28
15534	UBS AG	China Vanke European Warrants Aug 2017 A	0.250	20.8800	2017/08/01	50,000,000	2016/12/28
29536 [#]	Credit Suisse AG	ChiUnicom European Warrants Nov 2017 A	0.103	8.9900	2017/11/28	100,000,000	2016/12/28
15605	BOCI Asia Ltd.	CC Bank European Warrants Jul 2017 A	0.323	5.50 per unit	2017/07/24	100,000,000	2016/12/29
15601	BOCI Asia Ltd.	China Mobile European Warrants Jul 2017 A	0.394	85.0000	2017/07/10	200,000,000	2016/12/29
15603	BOCI Asia Ltd.	China Mobile European Put Wts Jul 2017 B	0.345	75.0000	2017/07/03	100,000,000	2016/12/29
15607	BOCI Asia Ltd.	HKEX European Warrants Jul 2017 C	0.150	185.98 per 100 units	2017/07/10	200,000,000	2016/12/29
15609	BOCI Asia Ltd.	HKEX European Put Warrants Oct 2017 A	0.150	168.88 per 100 units	2017/10/03	200,000,000	2016/12/29
15621	Goldman Sachs SP (Asia)	China Life Euro Wts Oct 2017 A	0.150	21.9000	2017/10/26	100,000,000	2016/12/29
15646	Goldman Sachs SP (Asia)	China Mobile Euro Wts Jun 2017 B	0.454	82.0000	2017/06/29	60,000,000	2016/12/29
15638	HK Bank	China Life European Warrants Oct 2017 B	0.150	21.9300	2017/10/30	100,000,000	2016/12/29
15634	HK Bank	HKEX European Warrants Jun 2017 C	0.150	185.98 per 100 units	2017/06/27	100,000,000	2016/12/29
15636	HK Bank	HSI European Warrants Jun 2017 E	0.160	21,900 per 8,000 units	2017/06/29	150,000,000	2016/12/29
15637	HK Bank	HSI European Put Warrants Jun 2017 F	0.250	20,800 per 6,000 units	2017/06/29	100,000,000	2016/12/29
15571	Haitong Int'l Sec	AIA European Warrants Jun 2017 A	0.210	46.8800	2017/06/23	50,000,000	2016/12/29
15563	Haitong Int'l Sec	Galaxy Ent European Warrants May 2017 B	0.200	38.3800	2017/05/25	50,000,000	2016/12/29
15556	Haitong Int'l Sec	HSI European Warrants Jul 2017 A	0.150	22,200 per 8,000 units	2017/07/28	100,000,000	2016/12/29
15560	Haitong Int'l Sec	HSI European Put Warrants Jul 2017 B	0.185	21,000 per 6,000 units	2017/07/28	100,000,000	2016/12/29
15573	Haitong Int'l Sec	China Vanke European Warrants Sep 2017 A	0.250	21.8000	2017/09/29	40,000,000	2016/12/29
15750	J P Morgan SP BV	China Life European Warrants May 2017 B	0.396	23.88 per unit	2017/05/02	80,000,000	2016/12/29
15710	J P Morgan SP BV	Ch Overseas European Warrants Nov 2017 A	0.250	22.2200	2017/11/30	100,000,000	2016/12/29
15758	J P Morgan SP BV	Cathay Pacific European Wts Dec 2018 A	0.250	10.8000	2018/12/31	80,000,000	2016/12/29
15757	J P Morgan SP BV	CSOP A50 ETF European Warrants May 2017 A	0.155	12.40 per unit	2017/05/04	100,000,000	2016/12/29
15754	J P Morgan SP BV	A50 China European Warrants May 2017 B	0.253	11.50 per unit	2017/05/02	100,000,000	2016/12/29
15746	J P Morgan SP BV	HSBC European Warrants Jun 2017 A	0.150	70.0000	2017/06/12	100,000,000	2016/12/29
15711	J P Morgan SP BV	ICBC European Warrants Jul 2017 B	0.152	5.08 per unit	2017/07/31	100,000,000	2016/12/29
15747	J P Morgan SP BV	Ping An European Warrants Aug 2017 A	0.155	49.0000	2017/08/01	100,000,000	2016/12/29
15632	Macquarie Bank Ltd.	CITIC Bank European Wts Oct 2017 A	0.250	5.68 per unit	2017/10/04	40,000,000	2016/12/29
15616	Macquarie Bank Ltd.	HSBC European Warrants Sep 2017 B	0.250	70.6800	2017/09/04	40,000,000	2016/12/29
15628	Macquarie Bank Ltd.	CRRCC Times European Warrants Dec 2017B	0.500	46.3300	2017/12/04	20,000,000	2016/12/29
15682	SG Issuer	AIA European Put Warrants Sep 2017 A	0.250	38.0000	2017/09/05	80,000,000	2016/12/29
15686	SG Issuer	CCCCCL European Warrants Nov 2017 A	0.150	9.0000	2017/11/03	100,000,000	2016/12/29
15688	SG Issuer	Minsheng Bank European Warrants Sep 2017 A	0.940	8.20 per unit	2017/09/05	12,000,000	2016/12/29
15690	SG Issuer	CRRCC European Warrants Sep 2017 A	0.910	7.58 per unit	2017/09/05	12,000,000	2016/12/29
15705	SG Issuer	CSOP A50 ETF European Warrants Aug 2017 A	0.690	11.30 per unit	2017/08/03	20,000,000	2016/12/29
15615	SG Issuer	Evergrande Eu Wt Jan 2018 A	0.530	5.88 per unit	2018/01/04	20,000,000	2016/12/29
15668	SG Issuer	HSI European Warrants Jun 2017 H	0.250	20,600 per 8,000 units	2017/06/29	150,000,000	2016/12/29
15670	SG Issuer	HSI European Warrants Aug 2017 C	0.250	21,000 per 8,000 units	2017/08/30	150,000,000	2016/12/29
15672	SG Issuer	HSI European Warrants Oct 2017 A	0.250	21,400 per 8,000 units	2017/10/30	150,000,000	2016/12/29
15578	SG Issuer	HSI European Warrants Dec 2017 B	0.250	22,000 per 8,000 units	2017/12/28	150,000,000	2016/12/29
15673	SG Issuer	HSI European Warrants Mar 2018 A	0.250	22,600 per 8,000 units	2018/03/28	150,000,000	2016/12/29

Newly listed derivative warrants (continued)

Code	Issuer	Name of issue	Issue prices (HK\$)	Strike level/ Subscription price (HK\$) per 10 units	Subscription/ exercise period	Unit issued on initial listing	Listing date
15590	SG Issuer	HSI European Warrants Jul 2018 A	0.250	23,200 per 8,000 units	2018/07/30	150,000,000	2016/12/29
15675	SG Issuer	HSI European Warrants Oct 2018 A	0.250	23,600 per 8,000 units	2018/10/30	150,000,000	2016/12/29
15676	SG Issuer	HSI European Warrants Dec 2018 A	0.250	24,200 per 8,000 units	2018/12/28	150,000,000	2016/12/29
15600	SG Issuer	HSI European Put Warrants Sep 2017 B	0.250	21,600 per 8,000 units	2017/09/28	150,000,000	2016/12/29
15594	SG Issuer	HSI European Put Warrants Feb 2018 A	0.250	20,800 per 8,000 units	2018/02/27	150,000,000	2016/12/29
15591	SG Issuer	HSI European Put Warrants May 2018 A	0.250	20,400 per 8,000 units	2018/05/30	150,000,000	2016/12/29
15680	SG Issuer	HSI European Put Warrants Jun 2018 A	0.250	20,000 per 8,000 units	2018/06/28	150,000,000	2016/12/29
15679	SG Issuer	HSI European Put Warrants Sep 2018 A	0.250	19,600 per 8,000 units	2018/09/27	150,000,000	2016/12/29
15693	SG Issuer	Lenovo European Warrants Sep 2017 A	0.315	5.50 per unit	2017/09/05	32,000,000	2016/12/29
15697	SG Issuer	Shimao Ppt Eu Wt Jul 2018 A	0.250	11.0000	2018/07/05	80,000,000	2016/12/29
15701	SG Issuer	Stanchart European Warrants Aug 2017 A	0.710	65.8800	2017/08/03	15,000,000	2016/12/29
15611	SG Issuer	Tencent European Put Warrants Aug 2017 C	0.250	188.88 per 100 units	2017/08/03	200,000,000	2016/12/29
15707	SG Issuer	Tracker Fund European Warrants Mar 2018 A	0.250	22.0000	2018/03/05	100,000,000	2016/12/29
15665	UBS AG	Minsheng Bank European Warrants Jul 2017 A	0.250	10.28 per unit	2017/07/03	40,000,000	2016/12/29
15655	UBS AG	Geely Auto European Warrants Mar 2017 B	0.641	7.89 per unit	2017/03/29	20,000,000	2016/12/29
15666	UBS AG	Lenovo European Warrants May 2017 A	0.230	5.29 per unit	2017/05/25	50,000,000	2016/12/29
15667	UBS AG	Tencent Holdings European Warrants Jun 2017 C	0.250	172.88 per 100 units	2017/06/29	300,000,000	2016/12/29
15787	BNP Paribas Arbit Issu B.V.	CITIC Euro Warrants Oct 2017 A	0.500	13.30 per unit	2017/10/04	25,000,000	2016/12/30
15771	BNP Paribas Arbit Issu B.V.	Esprit European Wts Oct 2017 A	0.500	7.70 per unit	2017/10/04	20,000,000	2016/12/30
15780	BNP Paribas Arbit Issu B.V.	HK Gas European Wts Jan 2018 A	0.350	16.30 per unit	2018/01/03	30,000,000	2016/12/30
15781	BNP Paribas Arbit Issu B.V.	Hang Lung Ppt Eu Wt Oct 2017 A	0.620	20.80 per unit	2017/10/04	25,000,000	2016/12/30
15774	BNP Paribas Arbit Issu B.V.	KECL European Wts Oct 2017 A	0.290	7 per unit	2017/10/04	40,000,000	2016/12/30
15790	BNP Paribas Arbit Issu B.V.	Sunny Optical Eu Wt Oct 2017 A	0.470	38.0000	2017/10/04	40,000,000	2016/12/30
15782	BNP Paribas Arbit Issu B.V.	Want Want Ch Eu Wts Oct 2017 A	0.250	5.80 per unit	2017/10/04	40,000,000	2016/12/30
15795	Credit Suisse AG	Ping An European Warrants May 2017 A	0.250	39.9300	2017/05/04	70,000,000	2016/12/30
15759	Goldman Sachs SP (Asia)	HKEX European Put Wts Sep 2017 C	0.150	168.80 per 100 units	2017/09/25	150,000,000	2016/12/30
15806	J P Morgan SP BV	Minsheng Bank European Wts Jul 2017 A	0.445	9 per unit	2017/07/03	60,000,000	2016/12/30
15804	J P Morgan SP BV	HKT-SS European Warrants Dec 2018 A	0.250	10.0000	2018/12/31	60,000,000	2016/12/30
15797	J P Morgan SP BV	HSI European Put Warrants Jun 2017 E	0.250	21,400 per 7,200 units	2017/06/29	400,000,000	2016/12/30
15808	J P Morgan SP BV	PICC Group European Warrants Jun 2017 A	0.172	3.50 per unit	2017/06/02	60,000,000	2016/12/30
15818	J P Morgan SP BV	SMIC European Wts Dec 2017 A	0.251	11.7800	2017/12/29	60,000,000	2016/12/30
15798	J P Morgan SP BV	SPDR Gold Trust European Wts Jul 2017 A	0.403	920 per 100 units	2017/07/03	25,000,000	2016/12/30
15760	Macquarie Bank Ltd	Skyworth Digital European Wts Sep 2017 A	1.000	4.88 per unit	2017/09/18	10,000,000	2016/12/30
15796	UBS AG	Sinopec Corp European Warrants May 2017 A	0.207	6.39 per unit	2017/05/26	50,000,000	2016/12/30
26272 [#]	Credit Suisse AG	Greatwall Motor European Wts Dec 2017 A	0.159	6.2800	2017/12/29	100,000,000	2016/12/30

[#] Further issue

List of expired derivative warrants, 2016

Code	Warrant	Last trading date	Delisted date
21967	Bank of East Asia – Kingsoft European Warrants Dec 2015 B	2015/12/24	2016/01/04
18287	Bank of East Asia – CGS European Warrants Dec 2015 B	2015/12/24	2016/01/04
18754	Bank of East Asia – Ch Comm Cons European Wts Dec 2015 A	2015/12/24	2016/01/04
28007	Bank of East Asia – CKH European Warrants Dec 2015 A	2015/12/24	2016/01/04
13233	Bank of East Asia – Galaxy Ent European Warrants Dec 2015 A	2015/12/24	2016/01/04
19939	Bank of East Asia – Haitong Sec European Warrants Dec 2015 A	2015/12/24	2016/01/04
22347	Bank of East Asia – New World Dev European Wts Dec 2015 B	2015/12/24	2016/01/04
21882	Bank of East Asia – PetroChina European Warrants Dec 2015 A	2015/12/24	2016/01/04
21880	Bank of East Asia – Sinopec Corp European Warrants Dec 2015 A	2015/12/24	2016/01/04
24170	BNP Paribas Arbit Issu B.V. – Minsheng Bk Euro Wt Dec 2015 A	2015/12/24	2016/01/04
23953	BOCI Asia Ltd. – Agricultural Bk European Wts Dec 2015 A	2015/12/24	2016/01/04
22654	BOCI Asia Ltd. – China Life European Warrants Dec 2015 C	2015/12/24	2016/01/04
23951	BOCI Asia Ltd. – China Mobile European Warrants Dec 2015 C	2015/12/24	2016/01/04
22720	BOCI Asia Ltd. – CKP European Warrants Dec 2015 A	2015/12/24	2016/01/04
21730	BOCI Asia Ltd. – HKEX European Warrants Dec 2015 F	2015/12/24	2016/01/04
18890	Credit Suisse AG – A50 China European Warrants Dec 2015 B	2015/12/24	2016/01/04
24287	Credit Suisse AG – AIA European Warrants Dec 2015 B	2015/12/24	2016/01/04
18903	Credit Suisse AG – CM Bank European Warrants Dec 2015 A	2015/12/24	2016/01/04
17916	Credit Suisse AG – CNOOC European Warrants Dec 2015 C	2015/12/24	2016/01/04
19637	Goldman Sachs SP (Asia) – A50 China Euro Put Wts Dec 2015 A	2015/12/24	2016/01/04
23209	Goldman Sachs SP (Asia) – A50 China European Wts Dec 2015 E	2015/12/24	2016/01/04
23211	Goldman Sachs SP (Asia) – A50 China European Wts Dec 2015 F	2015/12/24	2016/01/04
20776	Goldman Sachs SP (Asia) – China Life Euro Wts Dec 2015 B	2015/12/24	2016/01/04
18930	Goldman Sachs SP (Asia) – CITIC Sec European Wts Dec 2015 A	2015/12/24	2016/01/04
18454	Goldman Sachs SP (Asia) – CNOOC European Warrants Dec 2015 A	2015/12/24	2016/01/04
23213	Goldman Sachs SP (Asia) – CSOP A50 ETF Euro Wts Dec 2015 B	2015/12/24	2016/01/04
18929	Goldman Sachs SP (Asia) – Haitong Sec Euro Wts Dec 2015 B	2015/12/24	2016/01/04
20714	Goldman Sachs SP (Asia) – Huadian Fuxin European Wts Dec15A	2015/12/24	2016/01/04
27496	HK Bank – A50 China European Warrants Dec 2015 A	2015/12/24	2016/01/04
20402	HK Bank – A50 China European Warrants Dec 2015 C	2015/12/24	2016/01/04
22865	HK Bank – Agricultural Bank European Warrants Dec 2015 A	2015/12/24	2016/01/04
22986	HK Bank – AIA European Warrants Dec 2015 B	2015/12/24	2016/01/04
22112	HK Bank – Anhui Conch European Warrants Dec 2015 A	2015/12/24	2016/01/04
22598	HK Bank – BOC HK European Warrants Dec 2015 A	2015/12/24	2016/01/04
22643	HK Bank – CAM CSI300 European Warrants Dec 2015 A	2015/12/24	2016/01/04
22639	HK Bank – CC Bank European Warrants Dec 2015 A	2015/12/24	2016/01/04
22866	HK Bank – CC Bank European Warrants Dec 2015 B	2015/12/24	2016/01/04
22736	HK Bank – CGN Power European Warrants Dec 2015 A	2015/12/24	2016/01/04
19396	HK Bank – CGS European Warrants Dec 2015 B	2015/12/24	2016/01/04
22079	HK Bank – CGS European Warrants Dec 2015 C	2015/12/24	2016/01/04
22067	HK Bank – Ch Oilfield European Warrants Dec 2015 A	2015/12/24	2016/01/04
21629	HK Bank – Ch Ship Cont European Warrants Dec 2015 A	2015/12/24	2016/01/04
22055	HK Bank – CHALCO European Warrants Dec 2015 A	2015/12/24	2016/01/04
17816	HK Bank – China Life European Put Warrants Dec 2015 B	2015/12/24	2016/01/04
23709	HK Bank – China Life European Warrants Dec 2015 C	2015/12/24	2016/01/04
22895	HK Bank – China Mobile European Warrants Dec 2015 A	2015/12/24	2016/01/04
22985	HK Bank – China Mobile European Warrants Dec 2015 B	2015/12/24	2016/01/04
23966	HK Bank – China Mobile European Warrants Dec 2015 C	2015/12/24	2016/01/04
24219	HK Bank – China Overseas European Warrants Dec 2015 A	2015/12/24	2016/01/04
23202	HK Bank – China Shenhua European Warrants Dec 2015 A	2015/12/24	2016/01/04
21908	HK Bank – China Tel European Warrants Dec 2015 A	2015/12/24	2016/01/04
23205	HK Bank – CITIC Sec European Warrants Dec 2015 A	2015/12/24	2016/01/04
22786	HK Bank – CKH European Warrants Dec 2015 A	2015/12/24	2016/01/04
22733	HK Bank – CKP European Warrants Dec 2015 A	2015/12/24	2016/01/04
23077	HK Bank – CKP European Warrants Dec 2015 B	2015/12/24	2016/01/04
18770	HK Bank – CM Bank European Warrants Dec 2015 A	2015/12/24	2016/01/04
21167	HK Bank – CM Bank European Warrants Dec 2015 B	2015/12/24	2016/01/04
22740	HK Bank – CM Bank European Warrants Dec 2015 C	2015/12/24	2016/01/04
22002	HK Bank – CPIC European Warrants Dec 2015 A	2015/12/24	2016/01/04
18700	HK Bank – CRCC European Warrants Dec 2015 A	2015/12/24	2016/01/04
21282	HK Bank – CRCC European Warrants Dec 2015 B	2015/12/24	2016/01/04
18640	HK Bank – CSOP A50 ETF European Warrants Dec 2015 E	2015/12/24	2016/01/04
16409	HK Bank – Esprit European Warrants Dec 2015 A	2015/12/24	2016/01/04
21665	HK Bank – Evergrande European Warrants Dec 2015 A	2015/12/24	2016/01/04
22596	HK Bank – Galaxy Ent European Warrants Dec 2015 B	2015/12/24	2016/01/04
22897	HK Bank – Galaxy Ent European Warrants Dec 2015 C	2015/12/24	2016/01/04
21801	HK Bank – GCL-Poly Energy European Warrants Dec 2015 A	2015/12/24	2016/01/04
22593	HK Bank – Geely Auto European Warrants Dec 2015 B	2015/12/24	2016/01/04
23078	HK Bank – Haitong Sec European Warrants Dec 2015 B	2015/12/24	2016/01/04
22004	HK Bank – Henderson Land Dev European Warrants Dec 2015 A	2015/12/24	2016/01/04
21046	HK Bank – HKEX European Put Warrants Dec 2015 E	2015/12/24	2016/01/04
16619	HK Bank – HKEX European Warrants Dec 2015 B	2015/12/24	2016/01/04
17174	HK Bank – HKEX European Warrants Dec 2015 C	2015/12/24	2016/01/04
21066	HK Bank – HKEX European Warrants Dec 2015 F	2015/12/24	2016/01/04
21669	HK Bank – HKEX European Warrants Dec 2015 G	2015/12/24	2016/01/04
22987	HK Bank – HKEX European Warrants Dec 2015 I	2015/12/24	2016/01/04
23722	HK Bank – HKEX European Warrants Dec 2015 J	2015/12/24	2016/01/04
22641	HK Bank – HS H-SHARE European Warrants Dec 2015 A	2015/12/24	2016/01/04
23105	HK Bank – HS H-SHARE European Warrants Dec 2015 B	2015/12/24	2016/01/04
16556	HK Bank – KECL European Warrants Dec 2015 A	2015/12/24	2016/01/04
22113	HK Bank – Kingsoft European Warrants Dec 2015 A	2015/12/24	2016/01/04
22299	HK Bank – Kingsoft European Warrants Dec 2015 B	2015/12/24	2016/01/04
21862	HK Bank – Li & Fung European Warrants Dec 2015 A	2015/12/24	2016/01/04
22739	HK Bank – Li & Fung European Warrants Dec 2015 B	2015/12/24	2016/01/04
22053	HK Bank – Link REIT European Warrants Dec 2015 A	2015/12/24	2016/01/04
22896	HK Bank – PetroChina European Warrants Dec 2015 B	2015/12/24	2016/01/04
23110	HK Bank – PetroChina European Warrants Dec 2015 C	2015/12/24	2016/01/04

List of expired derivative warrants, 2016 (continued)

Code	Warrant	Last trading date	Delisted date
22644	HK Bank – PICC Group European Warrants Dec 2015 A	2015/12/24	2016/01/04
23109	HK Bank – PICC Group European Warrants Dec 2015 B	2015/12/24	2016/01/04
11288	HK Bank – Ping An European Warrants Dec 2015 A	2015/12/24	2016/01/04
23200	HK Bank – Ping An European Warrants Dec 2015 D	2015/12/24	2016/01/04
22728	HK Bank – Sands China European Warrants Dec 2015 B	2015/12/24	2016/01/04
22541	HK Bank – Shanghai Electric European Warrants Dec 2015 A	2015/12/24	2016/01/04
22054	HK Bank – Shimao Ppt European Warrants Dec 2015 A	2015/12/24	2016/01/04
22005	HK Bank – SHK Ppt European Warrants Dec 2015 A	2015/12/24	2016/01/04
23002	HK Bank – Sinopec Corp European Warrants Dec 2015 A	2015/12/24	2016/01/04
22003	HK Bank – Wharf European Warrants Dec 2015 A	2015/12/24	2016/01/04
21713	HK Bank – ZTE European Warrants Dec 2015 A	2015/12/24	2016/01/04
18939	J P Morgan SP BV – A50 China European Put Wts Dec 2015 B	2015/12/24	2016/01/04
19421	J P Morgan SP BV – A50 China European Warrants Dec 2015 C	2015/12/24	2016/01/04
19813	J P Morgan SP BV – Anta Sports European Warrants Dec 2015 A	2015/12/24	2016/01/04
19429	J P Morgan SP BV – CGS European Warrants Dec 2015 B	2015/12/24	2016/01/04
21609	J P Morgan SP BV – China Everbright European Wts Dec 2015 A	2015/12/24	2016/01/04
22425	J P Morgan SP BV – China Life European Warrants Dec 2015 E	2015/12/24	2016/01/04
19420	J P Morgan SP BV – CSOP A50 ETF European Warrants Dec 2015 C	2015/12/24	2016/01/04
22296	J P Morgan SP BV – Fosun Pharma European Warrants Dec 2015 A	2015/12/24	2016/01/04
21653	J P Morgan SP BV – Goldwind European Warrants Dec 2015 A	2015/12/24	2016/01/04
16493	J P Morgan SP BV – KECL European Warrants Dec 2015 A	2015/12/24	2016/01/04
22126	J P Morgan SP BV – Link Reit European Warrants Dec 2015 A	2015/12/24	2016/01/04
22298	J P Morgan SP BV – MCC European Warrants Dec 2015 A	2015/12/24	2016/01/04
22043	J P Morgan SP BV – New World Dev European Wts Dec 2015 A	2015/12/24	2016/01/04
12993	J P Morgan SP BV – Sunny Optical European Warrants Dec 2015A	2015/12/24	2016/01/04
22038	J P Morgan SP BV – Wharf European Warrants Dec 2015 A	2015/12/24	2016/01/04
22271	Nomura Int'l plc – HKEX European Warrants Dec 2015 A	2015/12/24	2016/01/04
26179	Nomura Int'l plc – PICC European Warrants Dec 2015 A	2015/12/24	2016/01/04
16877	Nomura Int'l plc – SFCE EEuropean Warrants Dec 2015 A	2015/12/24	2016/01/04
18940	Standard Chartered Bank – CGS European Warrants Dec 2015 A	2015/12/24	2016/01/04
21826	Standard Chartered Bank – China Vanke European Wts Dec 2015B	2015/12/24	2016/01/04
12791	Standard Chartered Bank – CKH European Wts Dec 2015 B	2015/12/24	2016/01/04
17759	Standard Chartered Bank – Haitong Sec Euro Wts Dec 2015 B	2015/12/24	2016/01/04
19737	Standard Chartered Bank – Huishan Dairy Euro Wts Dec 2015 A	2015/12/24	2016/01/04
15367	Standard Chartered Bank – MTRC European Warrants Dec 2015 A	2015/12/24	2016/01/04
17232	Standard Chartered Bank – SFCE European Warrants Dec 2015A	2015/12/24	2016/01/04
19759	Standard Chartered Bank – Tracker Fund Eu Put Wt Dec 2015 A	2015/12/24	2016/01/04
17462	Standard Chartered Bank – TVB European Warrants Dec 2015 A	2015/12/24	2016/01/04
20752	UBS AG – China Life European Warrants Dec 2015 C	2015/12/24	2016/01/04
22335	BNP Paribas Arbit Issu B.V. – BOCHK European Wts Jan 2016 A	2015/12/24	2016/01/05
20568	BNP Paribas Arbit Issu B.V. – HKEX European Wts Jan 2016 B	2015/12/24	2016/01/05
23267	Credit Suisse AG – AIA European Put Warrants Jan 2016 A	2015/12/24	2016/01/05
21043	Goldman Sachs SP (Asia) – Agri Bk European Wts Jan 2016 A	2015/12/24	2016/01/05
22859	Goldman Sachs SP (Asia) – BOCL European Warrants Jan 2016 A	2015/12/24	2016/01/05
22251	Goldman Sachs SP (Asia) – China Cinda Euro Wts Jan 2016 A	2015/12/24	2016/01/05
22603	Goldman Sachs SP (Asia) – China Mobile Euro Wts Jan 2016 A	2015/12/24	2016/01/05
23237	Goldman Sachs SP (Asia) – China Mobile Euro Wts Jan 2016 B	2015/12/24	2016/01/05
22981	Goldman Sachs SP (Asia) – CITIC Sec European Wts Jan 2016 A	2015/12/24	2016/01/05
22749	Goldman Sachs SP (Asia) – CKH European Wts Jan 2016 A	2015/12/24	2016/01/05
22747	Goldman Sachs SP (Asia) – CKP European Warrants Jan 2016 A	2015/12/24	2016/01/05
23259	Goldman Sachs SP (Asia) – CSOP A50 ETF Euro Wts Jan 2016 A	2015/12/24	2016/01/05
22715	Goldman Sachs SP (Asia) – Fosun Intl European Wts Jan 2016 A	2015/12/24	2016/01/05
22601	Goldman Sachs SP (Asia) – HKEX European Warrants Jan 2016 A	2015/12/24	2016/01/05
22800	Goldman Sachs SP (Asia) – HS H-SHARE European Wts Jan16A	2015/12/24	2016/01/05
22801	Goldman Sachs SP (Asia) – HS H-SHARE European Wts Jan16B	2015/12/24	2016/01/05
22602	Goldman Sachs SP (Asia) – HSBC European Warrants Jan 2016 A	2015/12/24	2016/01/05
23238	Goldman Sachs SP (Asia) – HSBC European Warrants Jan 2016 B	2015/12/24	2016/01/05
23268	HK Bank – Foxconn European Warrants Jan 2016 A	2015/12/24	2016/01/05
23570	J P Morgan SP BV – A50 China European Warrants Jan 2016 B	2015/12/24	2016/01/05
20855	J P Morgan SP BV – Agricultural Bk Euro Warrants Jan 2016 A	2015/12/24	2016/01/05
22768	J P Morgan SP BV – BankComm European Warrants Jan 2016 A	2015/12/24	2016/01/05
22358	J P Morgan SP BV – BOC HK European Warrants Jan 2016 A	2015/12/24	2016/01/05
21494	J P Morgan SP BV – BOCL European Warrants Jan 2016 B	2015/12/24	2016/01/05
24656	J P Morgan SP BV – CAM CSI300 European Warrants Jan 2016 B	2015/12/24	2016/01/05
22556	J P Morgan SP BV – CC Bank European Wts Jan 2016 A	2015/12/24	2016/01/05
22623	J P Morgan SP BV – CGN Power European Warrants Jan 2016 A	2015/12/24	2016/01/05
21896	J P Morgan SP BV – Ch Oilfield Euro Wts Jan 2016 A	2015/12/24	2016/01/05
21838	J P Morgan SP BV – CHALCO European Warrants Jan 2016 A	2015/12/24	2016/01/05
21837	J P Morgan SP BV – China Coal European Warrants Jan 2016 A	2015/12/24	2016/01/05
17808	J P Morgan SP BV – China Life European Warrants Jan 2016 A	2015/12/24	2016/01/05
25602	J P Morgan SP BV – China Life European Warrants Jan 2016 D	2015/12/24	2016/01/05
22932	J P Morgan SP BV – China Mob European Put Wts Jan 2016 A	2015/12/24	2016/01/05
23188	J P Morgan SP BV – China Mob European Wts Jan 2016 B	2015/12/24	2016/01/05
23669	J P Morgan SP BV – CITIC Sec European Warrants Jan 2016 A	2015/12/24	2016/01/05
22763	J P Morgan SP BV – CKH European Put Warrants Jan 2016 B	2015/12/24	2016/01/05
22762	J P Morgan SP BV – CKH European Warrants Jan 2016 A	2015/12/24	2016/01/05
21493	J P Morgan SP BV – CM Bank European Warrants Jan 2016 A	2015/12/24	2016/01/05
21993	J P Morgan SP BV – Country Garden European Warrants Jan 16 A	2015/12/24	2016/01/05
21995	J P Morgan SP BV – Evergrande European Warrants Jan 2016 A	2015/12/24	2016/01/05
22977	J P Morgan SP BV – Evergrande European Warrants Jan 2016 B	2015/12/24	2016/01/05
22239	J P Morgan SP BV – Fosun Intl European Warrants Jan 2016 A	2015/12/24	2016/01/05
22128	J P Morgan SP BV – HKEX European Put Wts Jan 2016 D	2015/12/24	2016/01/05
28814	J P Morgan SP BV – HKEX European Warrants Jan 2016 A	2015/12/24	2016/01/05
20927	J P Morgan SP BV – HKEX European Warrants Jan 2016 B	2015/12/24	2016/01/05
21999	J P Morgan SP BV – HKEX European Warrants Jan 2016 C	2015/12/24	2016/01/05
20901	J P Morgan SP BV – HS H-SHARE European Warrants Jan 2016 A	2015/12/24	2016/01/05
22167	J P Morgan SP BV – HSBC European Warrants Jan 2016 A	2015/12/24	2016/01/05

List of expired derivative warrants, 2016 (continued)

Code	Warrant	Last trading date	Delisted date
21492	J P Morgan SP BV – ICBC European Warrants Jan 2016 A	2015/12/24	2016/01/05
23565	J P Morgan SP BV – ICBC European Warrants Jan 2016 C	2015/12/24	2016/01/05
13708	J P Morgan SP BV – PICC European Warrants Jan 2016 A	2015/12/24	2016/01/05
15935	J P Morgan SP BV – PICC European Warrants Jan 2016 B	2015/12/24	2016/01/05
23157	J P Morgan SP BV – Ping An European Warrants Jan 2016 A	2015/12/24	2016/01/05
22588	J P Morgan SP BV – Zijin Mining European Warrants Jan 2016 A	2015/12/24	2016/01/05
20846	J P Morgan SP BV – ZTE European Warrants Jan 2016 A	2015/12/24	2016/01/05
19125	Macquarie Bank Ltd. – A50 China European Warrants Jan 2016 A	2015/12/24	2016/01/05
23227	Macquarie Bank Ltd. – Galaxy Ent European Put Wts Jan 2016 A	2015/12/24	2016/01/05
12807	Macquarie Bank Ltd. – Henganintl European Wts Jan 2016 A	2015/12/24	2016/01/05
24742	Macquarie Bank Ltd. – HKEX European Warrants Jan 2016 F	2015/12/24	2016/01/05
22830	Macquarie Bank Ltd. –Greatwall Motor European Wts Jan 2016 A	2015/12/24	2016/01/05
27344	SGA Societe Generale Acceptance N.V. – CITIC Euro Wt Jan16B	2015/12/24	2016/01/05
18388	SGA Societe Generale Acceptance N.V. – CNOOC Eu Wt Jan 2016B	2015/12/24	2016/01/05
27196	SGA Societe Generale Acceptance N.V. – HKEX Eu Wt Jan 2016 A	2015/12/24	2016/01/05
23725	SGA Societe Generale Acceptance N.V. – HKEX Eu Wt Jan 2016 C	2015/12/24	2016/01/05
16762	SGA Societe Generale Acceptance N.V. – HKEX Eu Wt Jan 2016 D	2015/12/24	2016/01/05
12134	SGA Societe Generale Acceptance N.V. –CLife Eu Wt Jan 2016 A	2015/12/24	2016/01/05
17717	SGA Societe Generale Acceptance N.V. –Tencent Eu Wt Jan 16 B	2015/12/24	2016/01/05
13470	SGA Societe Generale Acceptance N.V.–Galaxy Ent Eu Wt Jan16A	2015/12/24	2016/01/05
12316	SGA Societe Generale Acceptance N.V.–Henganintl Eu Wt Jan16A	2015/12/24	2016/01/05
27538	SGA Societe Generale Acceptance N.V.–Tencent Eu Wt Jan16A	2015/12/24	2016/01/05
22434	Standard Chartered Bank – BOC HK European Wts Jan 2016 A	2015/12/24	2016/01/05
18709	Standard Chartered Bank – BYD European Warrants Jan 2016 A	2015/12/24	2016/01/05
22286	Standard Chartered Bank – CR Beer European Warrants Jan16 A	2015/12/24	2016/01/05
21596	Standard Chartered Bank – Galaxy Ent European Wts Jan 2016 A	2015/12/24	2016/01/05
21778	Standard Chartered Bank – HKEX European Warrants Jan 2016 C	2015/12/24	2016/01/05
20908	Standard Chartered Bank – HS H-SHARE European Wts Jan 2016 A	2015/12/24	2016/01/05
24687	Standard Chartered Bank – HSBC European Warrants Jan 2016 B	2015/12/24	2016/01/05
24487	Standard Chartered Bank – Sands China Euro Wts Jan 2016 C	2015/12/24	2016/01/05
25102	UBS AG – Galaxy Ent European Warrants Jan 2016 A	2015/12/24	2016/01/05
23608	BNP Paribas Arbit Issu B.V. – A50 China Euro Wts Jan 2016 A	2015/12/28	2016/01/06
21348	BNP Paribas Arbit Issu B.V. – Agricultural Bank Eu Wt Jan16A	2015/12/28	2016/01/06
13564	BNP Paribas Arbit Issu B.V. – Belle Int'l Euro Wt Jan 2016 A	2015/12/28	2016/01/06
22091	BNP Paribas Arbit Issu B.V. – BOCL European Wts Jan 2016 A	2015/12/28	2016/01/06
20421	BNP Paribas Arbit Issu B.V. – CAM CSI300 Euro Wts Jan 2016 A	2015/12/28	2016/01/06
22500	BNP Paribas Arbit Issu B.V. – CAM CSI300 Euro Wts Jan 2016 B	2015/12/28	2016/01/06
23101	BNP Paribas Arbit Issu B.V. – CC Bank Euro Wts Jan 2016 A	2015/12/28	2016/01/06
22092	BNP Paribas Arbit Issu B.V. – CGN Power European Wts Jan16A	2015/12/28	2016/01/06
22088	BNP Paribas Arbit Issu B.V. – China Coal Euro Wts Jan 2016 A	2015/12/28	2016/01/06
15695	BNP Paribas Arbit Issu B.V. – China Life Euro Wts Jan 2016 A	2015/12/28	2016/01/06
23692	BNP Paribas Arbit Issu B.V. – China Life Euro Wts Jan 2016 B	2015/12/28	2016/01/06
23921	BNP Paribas Arbit Issu B.V. – China Life Euro Wts Jan 2016 C	2015/12/28	2016/01/06
22205	BNP Paribas Arbit Issu B.V. – China Mengniu Eu Wt Jan 2016 A	2015/12/28	2016/01/06
14201	BNP Paribas Arbit Issu B.V. – CITIC Euro Warrants Jan 2016 A	2015/12/28	2016/01/06
15377	BNP Paribas Arbit Issu B.V. – CITIC Euro Warrants Jan 2016 B	2015/12/28	2016/01/06
24379	BNP Paribas Arbit Issu B.V. – CKH European Wts Jan 2016 A	2015/12/28	2016/01/06
22716	BNP Paribas Arbit Issu B.V. – CKP European Warrants Jan 16 A	2015/12/28	2016/01/06
22717	BNP Paribas Arbit Issu B.V. – CKP European Warrants Jan 16 B	2015/12/28	2016/01/06
22913	BNP Paribas Arbit Issu B.V. – CKP European Warrants Jan 16 C	2015/12/28	2016/01/06
23396	BNP Paribas Arbit Issu B.V. – CNOOC European Wts Jan 2016 A	2015/12/28	2016/01/06
20018	BNP Paribas Arbit Issu B.V. – CRCC European Wts Jan 2016 A	2015/12/28	2016/01/06
21142	BNP Paribas Arbit Issu B.V. – CRCC European Wts Jan 2016 B	2015/12/28	2016/01/06
23916	BNP Paribas Arbit Issu B.V. – CSOP A50 ETF Eu Wts Jan 2016 A	2015/12/28	2016/01/06
89012	BNP Paribas Arbit Issu B.V. – CSOP A50 ETF Eu Wts Jan 2016 A	2015/12/28	2016/01/06
20419	BNP Paribas Arbit Issu B.V. – Galaxy Ent Euro Wts Jan 2016 A	2015/12/28	2016/01/06
22060	BNP Paribas Arbit Issu B.V. – Geely Auto Euro Wts Jan 2016 A	2015/12/28	2016/01/06
21141	BNP Paribas Arbit Issu B.V. – Haitong Sec Eu Wts Jan 2016 A	2015/12/28	2016/01/06
25552	BNP Paribas Arbit Issu B.V. – HKEX European Wts Jan 2016 A	2015/12/28	2016/01/06
22277	BNP Paribas Arbit Issu B.V. – HKEX European Wts Jan 2016 C	2015/12/28	2016/01/06
23243	BNP Paribas Arbit Issu B.V. – HKEX European Wts Jan 2016 D	2015/12/28	2016/01/06
21012	BNP Paribas Arbit Issu B.V. – HS H-SHARE Euro Wts Jan 2016 A	2015/12/28	2016/01/06
23273	BNP Paribas Arbit Issu B.V. – HS H-SHARE Euro Wts Jan 2016 B	2015/12/28	2016/01/06
21597	BNP Paribas Arbit Issu B.V. – HSBC Euro Put Wts Jan 2016 A	2015/12/28	2016/01/06
20363	BNP Paribas Arbit Issu B.V. – HSBC European Wts Jan 2016 B	2015/12/28	2016/01/06
22833	BNP Paribas Arbit Issu B.V. – HSBC European Wts Jan 2016 C	2015/12/28	2016/01/06
20019	BNP Paribas Arbit Issu B.V. – ICBC European Wts Jan 2016 A	2015/12/28	2016/01/06
21389	BNP Paribas Arbit Issu B.V. – Kingsoft Euro Wts Jan 2016 A	2015/12/28	2016/01/06
16899	BNP Paribas Arbit Issu B.V. – NCI European Wts Jan 2016 A	2015/12/28	2016/01/06
16983	BNP Paribas Arbit Issu B.V. – New World Dev Eu Wt Jan 2016 A	2015/12/28	2016/01/06
21775	BNP Paribas Arbit Issu B.V. – PetroCh Euro Wts Jan 2016 A	2015/12/28	2016/01/06
24331	BNP Paribas Arbit Issu B.V. – PetroCh Euro Wts Jan 2016 B	2015/12/28	2016/01/06
29414	BNP Paribas Arbit Issu B.V. – PICC European Wts Jan 2016 A	2015/12/28	2016/01/06
23607	BNP Paribas Arbit Issu B.V. – Ping An European Wt Jan 2016 A	2015/12/28	2016/01/06
23922	BNP Paribas Arbit Issu B.V. – Ping An European Wt Jan 2016 B	2015/12/28	2016/01/06
23276	BNP Paribas Arbit Issu B.V. – Sands China Euro Wt Jan 2016 A	2015/12/28	2016/01/06
15730	BNP Paribas Arbit Issu B.V. – Sinopec Corp Euro Wts Jan 2016	2015/12/28	2016/01/06
20212	BNP Paribas Arbit Issu B.V. – Techtronic Ind Eu Wt Jan 2016A	2015/12/28	2016/01/06
22093	BNP Paribas Arbit Issu B.V. – Wanda Comm European Wts Jan16A	2015/12/28	2016/01/06
23039	BNP Paribas Arbit Issu B.V. – Zoomlion Euro Wts Jan 2016 A	2015/12/28	2016/01/06
23941	BNP Paribas Arbit Issu B.V. –Tencent Hldgs Eu Wt Jan 2016 A	2015/12/28	2016/01/06
21344	BNP Paribas Arbit Issu B.V.–CM Bank Euro Warrants Jan 2016 A	2015/12/28	2016/01/06
23942	BNP Paribas Arbit Issu B.V.–CM Bank Euro Warrants Jan 2016 B	2015/12/28	2016/01/06
22440	BOCI Asia Ltd. – BOC HK European Warrants Jan 2016 A	2015/12/28	2016/01/06
23326	Credit Suisse AG – China Vanke European Warrants Jan 2016 A	2015/12/28	2016/01/06
23328	Credit Suisse AG – Wanda Comm European Warrants Jan 2016 A	2015/12/28	2016/01/06
23686	Goldman Sachs SP (Asia) – BOCL European Warrants Jan 2016 B	2015/12/28	2016/01/06

List of expired derivative warrants, 2016 (continued)

Code	Warrant	Last trading date	Delisted date
23075	Goldman Sachs SP (Asia) – Galaxy Ent European Wts Jan 2016 A	2015/12/28	2016/01/06
22916	Goldman Sachs SP (Asia) – PetroChina European Wts Jan 2016 A	2015/12/28	2016/01/06
16042	Goldman Sachs SP (Asia) – PICC European Warrants Jan 2016 A	2015/12/28	2016/01/06
23914	J P Morgan SP BV – AIA European Warrants Jan 2016 A	2015/12/28	2016/01/06
20255	J P Morgan SP BV – BOCL European Warrants Jan 2016 A	2015/12/28	2016/01/06
22399	J P Morgan SP BV – BYD European Warrants Jan 2016 A	2015/12/28	2016/01/06
21477	J P Morgan SP BV – Ch Overseas European Warrants Jan 2016 A	2015/12/28	2016/01/06
22101	J P Morgan SP BV – China Life European Warrants Jan 2016 C	2015/12/28	2016/01/06
21479	J P Morgan SP BV – China Railway European Wts Jan 2016 A	2015/12/28	2016/01/06
27015	J P Morgan SP BV – CITIC European Warrants Jan 2016 A	2015/12/28	2016/01/06
23330	J P Morgan SP BV – CSOP A50 ETF European Warrants Jan 2016 A	2015/12/28	2016/01/06
27686	J P Morgan SP BV – Esprit European Wts Jan 2016 A	2015/12/28	2016/01/06
23770	J P Morgan SP BV – Galaxy Ent European Warrants Jan 2016 B	2015/12/28	2016/01/06
23062	J P Morgan SP BV – Haitong Sec European Warrants Jan 2016 A	2015/12/28	2016/01/06
22422	J P Morgan SP BV – HKEX European Warrants Jan 2016 E	2015/12/28	2016/01/06
22619	J P Morgan SP BV – HSBC European Warrants Jan 2016 B	2015/12/28	2016/01/06
22886	J P Morgan SP BV – Kingsoft European Warrants Jan 2016 A	2015/12/28	2016/01/06
16059	J P Morgan SP BV – Macau Legend European Warrants Jan 2016 A	2015/12/28	2016/01/06
22850	J P Morgan SP BV – PetroChina European Warrants Jan 2016 A	2015/12/28	2016/01/06
23664	J P Morgan SP BV – Ping An European Warrants Jan 2016 B	2015/12/28	2016/01/06
23769	J P Morgan SP BV – Sands China European Warrants Jan 2016 B	2015/12/28	2016/01/06
20476	Macquarie Bank Ltd. – AIA European Warrants Jan 2016 A	2015/12/28	2016/01/06
21549	Macquarie Bank Ltd. – Angang Steel European Wts Jan 2016 A	2015/12/28	2016/01/06
22951	Macquarie Bank Ltd. – BankComm European Warrants Jan 2016 A	2015/12/28	2016/01/06
15195	Macquarie Bank Ltd. – Belle Int'l European Wts Jan 2016 A	2015/12/28	2016/01/06
18243	Macquarie Bank Ltd. – BOCL European Warrants Jan 2016 A	2015/12/28	2016/01/06
23085	Macquarie Bank Ltd. – BOCL European Warrants Jan 2016 B	2015/12/28	2016/01/06
22255	Macquarie Bank Ltd. – BYD European Warrants Jan 2016 A	2015/12/28	2016/01/06
22506	Macquarie Bank Ltd. – CAM CSJ300 European Wts Jan 2016 A	2015/12/28	2016/01/06
22673	Macquarie Bank Ltd. – CC Bank European Warrants Jan 2016 B	2015/12/28	2016/01/06
22504	Macquarie Bank Ltd. – Ch Ship Cont European Wts Jan 2016 A	2015/12/28	2016/01/06
21550	Macquarie Bank Ltd. – CHALCO European Warrants Jan 2016 A	2015/12/28	2016/01/06
19927	Macquarie Bank Ltd. – Chi Res Power European Wts Jan 2016 A	2015/12/28	2016/01/06
21040	Macquarie Bank Ltd. – China Coal European Wts Jan 2016 A	2015/12/28	2016/01/06
29874	Macquarie Bank Ltd. – China Life European Wts Jan 2016 A	2015/12/28	2016/01/06
21248	Macquarie Bank Ltd. – China Life European Wts Jan 2016 B	2015/12/28	2016/01/06
23092	Macquarie Bank Ltd. – China Life European Wts Jan 2016 C	2015/12/28	2016/01/06
23240	Macquarie Bank Ltd. – China Life European Wts Jan 2016 D	2015/12/28	2016/01/06
20477	Macquarie Bank Ltd. – China Mengniu European Wts Jan 2016 A	2015/12/28	2016/01/06
19296	Macquarie Bank Ltd. – China Overseas European Wts Jan 2016 A	2015/12/28	2016/01/06
21297	Macquarie Bank Ltd. – CITIC Bank European Wts Jan 2016 A	2015/12/28	2016/01/06
23258	Macquarie Bank Ltd. – CITIC Bank European Wts Jan 2016 B	2015/12/28	2016/01/06
11670	Macquarie Bank Ltd. – CITIC European Warrants Jan 2016 A	2015/12/28	2016/01/06
21100	Macquarie Bank Ltd. – CITIC Sec European Warrants Jan 2016 A	2015/12/28	2016/01/06
14466	Macquarie Bank Ltd. – CKH European Warrants Jan 2016 A	2015/12/28	2016/01/06
22792	Macquarie Bank Ltd. – CKP European Warrants Jan 2016 A	2015/12/28	2016/01/06
19956	Macquarie Bank Ltd. – CLP European Warrants Jan 2016 A	2015/12/28	2016/01/06
22240	Macquarie Bank Ltd. – CNBM European Warrants Jan 2016 A	2015/12/28	2016/01/06
21820	Macquarie Bank Ltd. – CNOOC European Warrants Jan 2016 A	2015/12/28	2016/01/06
28653	Macquarie Bank Ltd. – Esprit European Warrants Jan 2016 A	2015/12/28	2016/01/06
19387	Macquarie Bank Ltd. – Hang Seng Bank European Wts Jan 2016 A	2015/12/28	2016/01/06
22900	Macquarie Bank Ltd. – Henderson Land Dev Euro Wts Jan 2016 A	2015/12/28	2016/01/06
13769	Macquarie Bank Ltd. – HKEX European Warrants Jan 2016 A	2015/12/28	2016/01/06
19378	Macquarie Bank Ltd. – HKEX European Warrants Jan 2016 B	2015/12/28	2016/01/06
21072	Macquarie Bank Ltd. – HKEX European Warrants Jan 2016 C	2015/12/28	2016/01/06
24268	Macquarie Bank Ltd. – HKEX European Warrants Jan 2016 E	2015/12/28	2016/01/06
20138	Macquarie Bank Ltd. – HSBC European Warrants Jan 2016 A	2015/12/28	2016/01/06
21847	Macquarie Bank Ltd. – HSBC European Warrants Jan 2016 B	2015/12/28	2016/01/06
23216	Macquarie Bank Ltd. – HSBC European Warrants Jan 2016 C	2015/12/28	2016/01/06
21390	Macquarie Bank Ltd. – ICBC European Warrants Jan 2016 A	2015/12/28	2016/01/06
28042	Macquarie Bank Ltd. – KECL European Warrants Jan 2016 A	2015/12/28	2016/01/06
20412	Macquarie Bank Ltd. – Kingsoft European Warrants Jan 2016 A	2015/12/28	2016/01/06
20706	Macquarie Bank Ltd. – Kingsoft European Warrants Jan 2016 B	2015/12/28	2016/01/06
22109	Macquarie Bank Ltd. – Lenovo European Warrants Jan 2016 A	2015/12/28	2016/01/06
23135	Macquarie Bank Ltd. – Minsheng Bank European Wts Jan 2016 A	2015/12/28	2016/01/06
21250	Macquarie Bank Ltd. – New World Dev European Wts Jan 2016 A	2015/12/28	2016/01/06
21073	Macquarie Bank Ltd. – PICC Group European Wts Jan 2016 A	2015/12/28	2016/01/06
16784	Macquarie Bank Ltd. – PICC P&C European Warrants Jan 2016 A	2015/12/28	2016/01/06
24531	Macquarie Bank Ltd. – Ping An European Warrants Jan 2016 A	2015/12/28	2016/01/06
18499	Macquarie Bank Ltd. – Poly HK Inv European Wts Jan 2016 A	2015/12/28	2016/01/06
19955	Macquarie Bank Ltd. – PWR Assets European Wts Jan 2016 A	2015/12/28	2016/01/06
22533	Macquarie Bank Ltd. – Sands China European Wts Jan 2016 A	2015/12/28	2016/01/06
22725	Macquarie Bank Ltd. – SHK Ppt European Warrants Jan 2016 A	2015/12/28	2016/01/06
21221	Macquarie Bank Ltd. – Sinopec Corp European Wts Jan 2016 A	2015/12/28	2016/01/06
21824	Macquarie Bank Ltd. – Sinopec Corp European Wts Jan 2016 B	2015/12/28	2016/01/06
24536	Macquarie Bank Ltd. – Sinopec Corp European Wts Jan 2016 C	2015/12/28	2016/01/06
23279	Macquarie Bank Ltd. – Tencent European Put Wts Jan 2016 D	2015/12/28	2016/01/06
23174	Macquarie Bank Ltd. – Tencent European Warrants Jan 2016 A	2015/12/28	2016/01/06
23214	Macquarie Bank Ltd. – Tencent European Warrants Jan 2016 B	2015/12/28	2016/01/06
23239	Macquarie Bank Ltd. – Tencent European Warrants Jan 2016 C	2015/12/28	2016/01/06
19969	Macquarie Bank Ltd. – Yurun Food European Wts Jan 2016 A	2015/12/28	2016/01/06
22514	Macquarie Bank Ltd. – Zijin Mining European Wts Jan 2016 A	2015/12/28	2016/01/06
22650	Macquarie Bank Ltd.-Agricultural Bk Euro Warrants Jan 2016 A	2015/12/28	2016/01/06
23657	SGA Societe Generale Acceptance N.V. – HKEX Eu Wt Jan 2016 H	2015/12/28	2016/01/06
22106	UBS AG – BOC HK European Warrants Jan 2016 A	2015/12/28	2016/01/06
23677	UBS AG – CITIC Sec European Warrants Jan 2016 A	2015/12/28	2016/01/06
23143	UBS AG – CKP European Warrants Jan 2016 A	2015/12/28	2016/01/06

List of expired derivative warrants, 2016 (continued)

Code	Warrant	Last trading date	Delisted date
21899	Bank of East Asia – CHALCO European Warrants Jan 2016 A	2015/12/29	2016/01/07
22074	Bank of East Asia – China Overseas Euro Warrants Jan 2016 A	2015/12/29	2016/01/07
18753	Bank of East Asia – CNOOC European Warrants Jan 2016 A	2015/12/29	2016/01/07
21613	Bank of East Asia – Haitong Sec European Warrants Jan 2016 A	2015/12/29	2016/01/07
23166	BOCI Asia Ltd. – CKP European Warrants Jan 2016 A	2015/12/29	2016/01/07
22361	BOCI Asia Ltd. – Galaxy Ent European Warrants Jan 2016 A	2015/12/29	2016/01/07
21289	Macquarie Bank Ltd. – CC Bank European Warrants Jan 2016 A	2015/12/29	2016/01/07
21291	Macquarie Bank Ltd. – HKEX European Put Warrants Jan 2016 D	2015/12/29	2016/01/07
21215	SGA Societe Generale Acceptance N.V. – AGBK Eu Wt Jan 2016 A	2015/12/29	2016/01/07
21617	SGA Societe Generale Acceptance N.V. – AIA Eur Wt Jan 2016 A	2015/12/29	2016/01/07
22330	SGA Societe Generale Acceptance N.V. – BOCHK Eu Wt Jan 2016A	2015/12/29	2016/01/07
22570	SGA Societe Generale Acceptance N.V. – BOCL Eu Wt Jan 2016 A	2015/12/29	2016/01/07
22741	SGA Societe Generale Acceptance N.V. – BOCOM Eu Wt Jan 2016A	2015/12/29	2016/01/07
18184	SGA Societe Generale Acceptance N.V. – CCB Eur Wt Jan 2016 A	2015/12/29	2016/01/07
21927	SGA Societe Generale Acceptance N.V. – CCB Eur Wt Jan 2016 B	2015/12/29	2016/01/07
21684	SGA Societe Generale Acceptance N.V. – CGS Euro Wts Jan 16 A	2015/12/29	2016/01/07
23859	SGA Societe Generale Acceptance N.V. – Ch Mob Eu Wt Jan 16 A	2015/12/29	2016/01/07
21109	SGA Societe Generale Acceptance N.V. – CITBK Eu Wt Jan 16 A	2015/12/29	2016/01/07
22688	SGA Societe Generale Acceptance N.V. – CITBK Eu Wt Jan 16 B	2015/12/29	2016/01/07
14126	SGA Societe Generale Acceptance N.V. – CITIC Euro Wt Jan16A	2015/12/29	2016/01/07
22712	SGA Societe Generale Acceptance N.V. – CKH Euro Wt Jan 2016A	2015/12/29	2016/01/07
22713	SGA Societe Generale Acceptance N.V. – CKH Euro Wt Jan 2016B	2015/12/29	2016/01/07
22709	SGA Societe Generale Acceptance N.V. – CKP Euro Wts Jan16A	2015/12/29	2016/01/07
22710	SGA Societe Generale Acceptance N.V. – CKP Euro Wts Jan16B	2015/12/29	2016/01/07
22689	SGA Societe Generale Acceptance N.V. – CMB Eu Wts Jan 2016 A	2015/12/29	2016/01/07
24321	SGA Societe Generale Acceptance N.V. – CMob Eu Put Wt Jan16B	2015/12/29	2016/01/07
23017	SGA Societe Generale Acceptance N.V. – CNOOC Eu Wt Jan 2016C	2015/12/29	2016/01/07
27791	SGA Societe Generale Acceptance N.V. – CNOOC Eu Wt Jan2016 A	2015/12/29	2016/01/07
29211	SGA Societe Generale Acceptance N.V. – CP&CC Eu Wt Jan 2016A	2015/12/29	2016/01/07
21264	SGA Societe Generale Acceptance N.V. – CP&CC Eu Wt Jan 2016B	2015/12/29	2016/01/07
22898	SGA Societe Generale Acceptance N.V. – CP&CC Eu Wt Jan 2016C	2015/12/29	2016/01/07
18904	SGA Societe Generale Acceptance N.V. – CRCC Eu Wt Jan 2016 A	2015/12/29	2016/01/07
14191	SGA Societe Generale Acceptance N.V. – HKEX Eu Put Wt Jan16B	2015/12/29	2016/01/07
21119	SGA Societe Generale Acceptance N.V. – HKEX Eu Wt Jan 2016 E	2015/12/29	2016/01/07
22322	SGA Societe Generale Acceptance N.V. – HKEX Eu Wt Jan 2016 F	2015/12/29	2016/01/07
22660	SGA Societe Generale Acceptance N.V. – HKEX Eu Wt Jan 2016 G	2015/12/29	2016/01/07
21394	SGA Societe Generale Acceptance N.V. – HSBC Eu Wt Jan 2016 A	2015/12/29	2016/01/07
21815	SGA Societe Generale Acceptance N.V. – HSBC Eu Wt Jan 2016 B	2015/12/29	2016/01/07
21944	SGA Societe Generale Acceptance N.V. – HSBC Eu Wt Jan 2016 C	2015/12/29	2016/01/07
22645	SGA Societe Generale Acceptance N.V. – HSBC Eu Wt Jan 2016 D	2015/12/29	2016/01/07
23185	SGA Societe Generale Acceptance N.V. – HSBC Eu Wt Jan 2016 E	2015/12/29	2016/01/07
21253	SGA Societe Generale Acceptance N.V. – ICBC Eu Wt Jan 2016 A	2015/12/29	2016/01/07
22573	SGA Societe Generale Acceptance N.V. – ICBC Eu Wt Jan 2016 B	2015/12/29	2016/01/07
29711	SGA Societe Generale Acceptance N.V. – KECL Eu Wt Jan 2016 A	2015/12/29	2016/01/07
22662	SGA Societe Generale Acceptance N.V. – Petch Eu Wt Jan 2016A	2015/12/29	2016/01/07
12554	SGA Societe Generale Acceptance N.V. – Zoomlion Eu Wt Jan16A	2015/12/29	2016/01/07
11708	SGA Societe Generale Acceptance N.V.- A50 Ch Eu Wt Jan 2016A	2015/12/29	2016/01/07
20641	SGA Societe Generale Acceptance N.V.- A50 Ch Eu Wt Jan 2016B	2015/12/29	2016/01/07
23184	SGA Societe Generale Acceptance N.V. -CITIC Sec Eu Wt Jan16A	2015/12/29	2016/01/07
25054	SGA Societe Generale Acceptance N.V. -CLife Eu Wt Jan 2016 B	2015/12/29	2016/01/07
15226	SGA Societe Generale Acceptance N.V. -PICC P&C Eu Wt Jan16 A	2015/12/29	2016/01/07
22367	SGA Societe Generale Acceptance N.V. -Ping An Eu Wt Jan 16 A	2015/12/29	2016/01/07
23119	SGA Societe Generale Acceptance N.V. -Ping An Eu Wt Jan 16 B	2015/12/29	2016/01/07
23358	SGA Societe Generale Acceptance N.V. -Ping An Eu Wt Jan 16 C	2015/12/29	2016/01/07
23257	SGA Societe Generale Acceptance N.V. -Tencent Eu Wt Jan 16 C	2015/12/29	2016/01/07
20642	SGA Societe Generale Acceptance N.V.-A50 Ch Eu Put Wt Jan16C	2015/12/29	2016/01/07
22503	SGA Societe Generale Acceptance N.V.-CAM CSI300 Eu Wt Jan16A	2015/12/29	2016/01/07
23360	SGA Societe Generale Acceptance N.V.-CAM CSI300 Eu Wt Jan16B	2015/12/29	2016/01/07
22683	SGA Societe Generale Acceptance N.V.-CGN Power Eu Wts Jan16A	2015/12/29	2016/01/07
22690	SGA Societe Generale Acceptance N.V.-Fosun Intl Eu Wt Jan16A	2015/12/29	2016/01/07
23612	SGA Societe Generale Acceptance N.V.-Galaxy Eu Put Wt Jan16B	2015/12/29	2016/01/07
22380	SGA Societe Generale Acceptance N.V.-ZTE Eu Wt Jan 2016 A	2015/12/29	2016/01/07
22230	SGA Societe Generale Acceptance N.V.-Haitong Sec Eu Wt Jan16A	2015/12/29	2016/01/07
21213	SGA Societe Generale Acceptance N.V.-HS H-SH Eu Put Wt Jan16A	2015/12/29	2016/01/07
22606	SGA Societe Generale Acceptance N.V.-Sands China Eu Wt Jan16A	2015/12/29	2016/01/07
18922	SGA Societe Generale Acceptance NV-Chi Res Land Eu Wt Jan16A	2015/12/29	2016/01/07
22325	Standard Chartered Bank -Kingsoft European Wts Jan 2016 A	2015/12/29	2016/01/07
23431	UBS AG – ICBC European Warrants Jan 2016 A	2015/12/29	2016/01/07
22651	BOCI Asia Ltd. – HKEX European Warrants Jan 2016 C	2015/12/31	2016/01/08
23438	Goldman Sachs Sp (Asia) – ICBC European Warrants Jan 2016 A	2015/12/31	2016/01/08
23285	UBS AG – Agricultural Bank European Warrants Jan 2016 A	2015/12/31	2016/01/08
14293	Bank of East Asia – Ping An European Warrants Jan 2016 A	2016/01/04	2016/01/11
23952	BOCI Asia Ltd. – BYD European Warrants Jan 2016 A	2016/01/04	2016/01/11
23454	Goldman Sachs SP (Asia) – CAM CSI300 European Wts Jan 2016 A	2016/01/04	2016/01/11
23435	Goldman Sachs SP (Asia) – CC Bank European Wts Jan 2016 A	2016/01/04	2016/01/11
22999	HK Bank – China Railway European Warrants Jan 2016 A	2016/01/04	2016/01/11
20791	J P Morgan SP BV – China Life European Put Wts Jan 2016 B	2016/01/04	2016/01/11
21233	Standard Chartered Bank – A50 China Euro Put Wts Jan 2016 B	2016/01/04	2016/01/11
89013	Standard Chartered Bank – CSOP A50 ETF Euro Wts Jan 2016 A	2016/01/04	2016/01/11
25216	Standard Chartered Bank – HKEX European Warrants Jan 2016 A	2016/01/04	2016/01/11
21369	Standard Chartered Bank – ICBC European Warrants Jan 2016 B	2016/01/04	2016/01/11
21598	Standard Chartered Bank – Sands China Euro Wts Jan 2016 A	2016/01/04	2016/01/11
19746	Standard Chartered Bank-China Life European Wts Jan 2016 A	2016/01/04	2016/01/11
23142	UBS AG – China Life European Warrants Jan 2016 B	2016/01/04	2016/01/11
23555	UBS AG – Sands China European Put Warrants Jan 2016 B	2016/01/04	2016/01/11
19644	BOCI Asia Ltd. – A50 China European Warrants Jan 2016 A	2016/01/05	2016/01/12
21365	BOCI Asia Ltd. – Agricultural Bk European Wts Jan 2016 A	2016/01/05	2016/01/12

List of expired derivative warrants, 2016 (continued)

Code	Warrant	Last trading date	Delisted date
23703	BOCI Asia Ltd. – China Life European Warrants Jan 2016 B	2016/01/05	2016/01/12
22718	BOCI Asia Ltd. – HKEX European Warrants Jan 2016 D	2016/01/05	2016/01/12
23698	BOCI Asia Ltd. – HSBC European Warrants Jan 2016 A	2016/01/05	2016/01/12
23465	Credit Suisse AG – CAM CSI300 European Warrants Jan 2016 A	2016/01/05	2016/01/12
23373	Credit Suisse AG – China Cinda European Warrants Jan 2016 A	2016/01/05	2016/01/12
23366	Credit Suisse AG – China Mobile European Warrants Jan 2016 A	2016/01/05	2016/01/12
23361	Credit Suisse AG – CRRC European Warrants Jan 2016 A	2016/01/05	2016/01/12
23362	Credit Suisse AG – Fosun Intl European Warrants Jan 2016 A	2016/01/05	2016/01/12
23363	Credit Suisse AG – Galaxy Ent European Warrants Jan 2016 A	2016/01/05	2016/01/12
23515	Credit Suisse AG – GCL-Poly Energy European Wts Jan 2016 A	2016/01/05	2016/01/12
23367	Credit Suisse AG – Haitong Sec European Warrants Jan 2016 A	2016/01/05	2016/01/12
21885	Credit Suisse AG – HSBC European Wts Jan 2016 A	2016/01/05	2016/01/12
23365	Credit Suisse AG – HSBC European Wts Jan 2016 B	2016/01/05	2016/01/12
23611	Credit Suisse AG – Ping An European Warrants Jan 2016 B	2016/01/05	2016/01/12
23520	Credit Suisse AG – Sands China European Put Wts Jan 2016 B	2016/01/05	2016/01/12
23516	Credit Suisse AG – Sands China European Warrants Jan 2016 A	2016/01/05	2016/01/12
23500	Goldman Sachs SP (Asia) – CRRC European Warrants Jan 2016 A	2016/01/05	2016/01/12
25243	Macquarie Bank Ltd. – CC Bank European Warrants Jan 2016 C	2016/01/05	2016/01/12
23598	Standard Chartered Bank – BOCL European Warrants Jan 2016 A	2016/01/05	2016/01/12
22796	Standard Chartered Bank – CC Bank European Put Wts Jan 2016A	2016/01/05	2016/01/12
22825	Standard Chartered Bank – CC Bank European Wts Jan 2016 B	2016/01/05	2016/01/12
23596	Standard Chartered Bank – CC Bank European Wts Jan 2016 C	2016/01/05	2016/01/12
23083	Standard Chartered Bank – Haitong Sec Euro Wts Jan 2016 A	2016/01/05	2016/01/12
23626	Standard Chartered Bank – Ping An European Wts Jan 2016 A	2016/01/05	2016/01/12
23323	UBS AG – Anhui Conch European Warrants Jan 2016 A	2016/01/05	2016/01/12
23322	UBS AG – CAM CSI300 European Warrants Jan 2016 A	2016/01/05	2016/01/12
21156	UBS AG – CGS European Warrants Jan 2016 A	2016/01/05	2016/01/12
21158	UBS AG – Ch Railway Cons European Warrants Jan 2016 A	2016/01/05	2016/01/12
17844	UBS AG – China Life European Warrants Jan 2016 A	2016/01/05	2016/01/12
23311	UBS AG – China Vanke European Warrants Jan 2016 A	2016/01/05	2016/01/12
23616	UBS AG – CSCL European Warrants Jan 2016 A	2016/01/05	2016/01/12
23289	UBS AG – CSOP A50 ETF European Warrants Jan 2016 A	2016/01/05	2016/01/12
22528	UBS AG – Evergrande European Warrants Jan 2016 A	2016/01/05	2016/01/12
23288	UBS AG – Guotai Junani European Warrants Jan 2016 A	2016/01/05	2016/01/12
23040	UBS AG – HKEX European Warrants Jan 2016 D	2016/01/05	2016/01/12
23320	UBS AG – HSBC European Warrants Jan 2016 B	2016/01/05	2016/01/12
21159	UBS AG – Kingsoft European Warrants Jan 2016 A	2016/01/05	2016/01/12
22962	UBS AG – Zijin Mining European Warrants Jan 2016 A	2016/01/05	2016/01/12
22722	BOCI Asia Ltd. – CAM CSI300 European Warrants Jan 2016 A	2016/01/06	2016/01/13
24171	Standard Chartered Bank – China Overseas Euro Wt Jan 2016 A	2016/01/06	2016/01/13
18137	UBS AG – BOCL European Warrants Jan 2016 A	2016/01/06	2016/01/13
23764	UBS AG – Ping An European Warrants Jan 2016 A	2016/01/07	2016/01/14
23733	Goldman Sachs SP (Asia) – CITIC Sec European Wts Jan 2016 B	2016/01/08	2016/01/15
23736	Goldman Sachs SP (Asia) – CITIC Sec European Wts Jan 2016 C	2016/01/08	2016/01/15
23738	Goldman Sachs SP (Asia) – Haitong Sec Euro Wts Jan 2016 A	2016/01/08	2016/01/15
23835	UBS AG – China Mobile European Warrants Jan 2016 A	2016/01/08	2016/01/15
23842	UBS AG – Fosun Intl European Warrants Jan 2016 B	2016/01/08	2016/01/15
23795	Goldman Sachs SP (Asia) – HSBC European Warrants Jan 2016 C	2016/01/11	2016/01/18
12182	Standard Chartered Bank – A50 China Euro Warrants Jan 2017 A	2016/01/15	2016/01/18
11854	Standard Chartered Bank – China Life Euro Put Wts Mar 2016 A	2016/01/15	2016/01/18
22111	Standard Chartered Bank – China Railway Euro Wts Jan 2016 A	2016/01/11	2016/01/18
23621	Standard Chartered Bank – China Vanke European Wts Feb 2016A	2016/01/15	2016/01/18
27312	Standard Chartered Bank – CITIC Sec European Wts Mar 2016 A	2016/01/15	2016/01/18
22795	Standard Chartered Bank – HSBC European Put Wts Feb 2016 B	2016/01/15	2016/01/18
27318	Standard Chartered Bank – HSBC European Warrants Apr 2016 B	2016/01/15	2016/01/18
24468	Standard Chartered Bank – HSCEI European Put Wts Feb 2016 B	2016/01/15	2016/01/18
23706	BOCI Asia Ltd. – BOCL European Warrants Jan 2016 A	2016/01/12	2016/01/19
23580	BOCI Asia Ltd. – China Life European Warrants Jan 2016 A	2016/01/12	2016/01/19
24218	BOCI Asia Ltd. – Haitong Sec European Warrants Jan 2016 A	2016/01/12	2016/01/19
21446	BOCI Asia Ltd. – HKEX European Put Warrants Jan 2016 B	2016/01/12	2016/01/19
23947	BOCI Asia Ltd. – HSBC European Warrants Jan 2016 B	2016/01/12	2016/01/19
27707	Credit Suisse – SMIC European Warrants Jan 2016 A	2016/01/12	2016/01/19
23684	Goldman Sachs SP (Asia) – HKEX European Warrants Jan 2016 C	2016/01/12	2016/01/19
23687	Goldman Sachs SP (Asia) – Ping An European Wts Jan 2016 A	2016/01/12	2016/01/19
19797	Macquarie Bank Ltd. – Hanergy TFP European Warrants Jan 16 A	2016/01/12	2016/01/19
17296	Macquarie Bank Ltd. – SFCE European Warrants Jan 2016 A	2016/01/12	2016/01/19
17532	Macquarie Bank Ltd. – TCL Comm European Warrants Jan 2016 A	2016/01/12	2016/01/19
23356	Standard Chartered Bank – CRRC European Warrants Jan 2016 A	2016/01/12	2016/01/19
21721	Standard Chartered Bank – HKEX European Warrants Jan 2016 B	2016/01/12	2016/01/19
15722	Standard Chartered Bank – SMIC European Warrants Jan 2016 A	2016/01/12	2016/01/19
23675	UBS AG – BYD European Warrants Jan 2016 A	2016/01/12	2016/01/19
23850	UBS AG – BYD European Warrants Jan 2016 B	2016/01/12	2016/01/19
23432	UBS AG – CC Bank European Warrants Jan 2016 A	2016/01/12	2016/01/19
23852	UBS AG – CC Bank European Warrants Jan 2016 C	2016/01/12	2016/01/19
21337	UBS AG – China Overseas European Warrants Jan 2016 A	2016/01/12	2016/01/19
21950	UBS AG – China Railway European Warrants Jan 2016 A	2016/01/12	2016/01/19
23045	UBS AG – Evergrande European Warrants Jan 2016 B	2016/01/12	2016/01/19
23763	UBS AG – HKEX European Warrants Jan 2016 F	2016/01/12	2016/01/19
21266	UBS AG – HSBC European Warrants Jan 2016 A	2016/01/12	2016/01/19
23676	UBS AG – Kingsoft European Warrants Jan 2016 B	2016/01/12	2016/01/19
21430	UBS AG – Sands China European Warrants Jan 2016 A	2016/01/12	2016/01/19
24007	UBS AG – Sinopec Corp European Warrants Jan 2016 A	2016/01/12	2016/01/19
21720	Bank of East Asia – HKEX European Put Warrants Jan 2016 A	2016/01/13	2016/01/20
24100	Credit Suisse AG – HS H-SHARE European Warrants Jan 2016 B	2016/01/13	2016/01/20
24363	Goldman Sachs SP (Asia) – China Life Euro Wts Jan 2016 C	2016/01/14	2016/01/21
25202	Goldman Sachs SP (Asia) – HKEX European Warrants Jan 2016 D	2016/01/14	2016/01/21
23794	Goldman Sachs SP (Asia) – HS H-SHARE European Wts Jan 2016 C	2016/01/14	2016/01/21

List of expired derivative warrants, 2016 (continued)

Code	Warrant	Last trading date	Delisted date
25009	UBS AG – ICBC European Warrants Jan 2016 B	2016/01/15	2016/01/22
24203	UBS AG – Ping An European Warrants Jan 2016 B	2016/01/15	2016/01/22
24192	Standard Chartered Bank -Kingsoft European Wts Jan 2016 B	2016/01/18	2016/01/25
24885	UBS AG – China Tel European Warrants Jan 2016 A	2016/01/18	2016/01/25
22476	UBS AG – HKEX European Put Warrants Jan 2016 C	2016/01/18	2016/01/25
23112	UBS AG – Tencent Holdings European Warrants Jan 2016 A	2016/01/18	2016/01/25
23949	BOCI Asia Ltd. – CC Bank European Warrants Jan 2016 A	2016/01/19	2016/01/26
22180	BOCI Asia Ltd. – CGS European Warrants Jan 2016 A	2016/01/19	2016/01/26
22835	BOCI Asia Ltd. – CKH European Warrants Jan 2016 A	2016/01/19	2016/01/26
20954	BOCI Asia Ltd. – HKEX European Put Warrants Jan 2016 A	2016/01/19	2016/01/26
23955	BOCI Asia Ltd. – Ping An European Warrants Jan 2016 A	2016/01/19	2016/01/26
22376	Standard Chartered Bank – Agricultural Bk Eur Wts Jan 2016 A	2016/01/19	2016/01/26
21235	Standard Chartered Bank – CGS European Warrants Jan 2016 A	2016/01/19	2016/01/26
24118	Standard Chartered Bank – China Mobile Euro Wts Jan 2016 A	2016/01/19	2016/01/26
23058	Standard Chartered Bank – CKP European Warrants Jan 2016 A	2016/01/19	2016/01/26
22679	Standard Chartered Bank – Sands China Euro Wts Jan 2016 B	2016/01/19	2016/01/26
22188	Standard Chartered Bank – SHK P European Warrants Jan 2016 A	2016/01/19	2016/01/26
24193	Standard Chartered Bank-China Life European Wts Jan 2016 B	2016/01/19	2016/01/26
23849	UBS AG – A50 China European Warrants Jan 2016 A	2016/01/19	2016/01/26
23510	UBS AG – CC Bank European Warrants Jan 2016 B	2016/01/19	2016/01/26
22784	UBS AG – Ch Comm Cons European Warrants Jan 2016 A	2016/01/19	2016/01/26
24744	UBS AG – CKP European Warrants Jan 2016 B	2016/01/19	2016/01/26
21160	UBS AG – Fosun Intl European Warrants Jan 2016 A	2016/01/19	2016/01/26
24183	UBS AG – Greatwall Motor European Warrants Jan 2016 A	2016/01/19	2016/01/26
21148	UBS AG – HKEX European Warrants Jan 2016 B	2016/01/19	2016/01/26
23762	UBS AG – HKEX European Warrants Jan 2016 E	2016/01/19	2016/01/26
23866	UBS AG – HKEX European Warrants Jan 2016 G	2016/01/19	2016/01/26
22665	UBS AG – Jiangxi Copper European Warrants Jan 2016 A	2016/01/19	2016/01/26
24886	UBS AG – Sinopec Corp European Warrants Jan 2016 B	2016/01/19	2016/01/26
21336	UBS AG – ZTE European Warrants Jan 2016 A	2016/01/19	2016/01/26
21363	BOCI Asia Ltd. – Anhui Conch European Warrants Jan 2016 A	2016/01/20	2016/01/27
24359	Goldman Sachs Sp (Asia) – ICBC European Warrants Jan 2016 B	2016/01/20	2016/01/27
24507	HK Bank – HKEX European Warrants Jan 2016 A	2016/01/20	2016/01/27
25482	Standard Chartered Bank – AIA European Warrants Jan 2016 A	2016/01/20	2016/01/27
23308	Standard Chartered Bank – Anhui Conch Euro Wts Jan 2016 A	2016/01/20	2016/01/27
24578	Standard Chartered Bank – Galaxy Ent Euro Put Wts Jan 2016 B	2016/01/20	2016/01/27
25007	UBS AG – AIA European Warrants Jan 2016 A	2016/01/20	2016/01/27
24566	UBS AG – PetroChina European Warrants Jan 2016 A	2016/01/20	2016/01/27
24743	UBS AG – Tencent Holdings European Warrants Jan 2016 B	2016/01/20	2016/01/27
18301	BOCI Asia Ltd. – ICBC European Warrants Jan 2016 A	2016/01/21	2016/01/28
12183	Standard Chartered Bank – HSBC European Warrants Jan 2016 C	2016/01/21	2016/01/28
18087	Standard Chartered Bank – ICBC European Warrants Jan 2016 A	2016/01/21	2016/01/28
25011	UBS AG – CAM CSI300 European Warrants Jan 2016 B	2016/01/21	2016/01/28
24304	UBS AG – CITIC Sec European Warrants Jan 2016 B	2016/01/21	2016/01/28
21828	BNP Paribas Arbit Issu B.V. – HSCEI European Wts Jan 2016 A	2016/01/22	2016/01/29
21457	BNP Paribas Arbit Issu B.V. – HSI European Wts Jan 2016 A	2016/01/22	2016/01/29
23707	BNP Paribas Arbit Issu B.V. – HSI European Wts Jan 2016 B	2016/01/22	2016/01/29
23708	BNP Paribas Arbit Issu B.V. – HSI European Wts Jan 2016 C	2016/01/22	2016/01/29
24063	BOCI Asia Ltd. – HSI European Put Warrants Jan 2016 A	2016/01/22	2016/01/29
22412	Credit Suisse AG – BOC HK European Warrants Jan 2016 A	2016/01/22	2016/01/29
24052	Credit Suisse AG – BOCL European Warrants Jan 2016 A	2016/01/22	2016/01/29
24077	Credit Suisse AG – CC Bank European Put Warrants Jan 2016 B	2016/01/22	2016/01/29
24048	Credit Suisse AG – CC Bank European Warrants Jan 2016 A	2016/01/22	2016/01/29
24079	Credit Suisse AG – China Life European Put Wts Jan 2016 B	2016/01/22	2016/01/29
24053	Credit Suisse AG – China Life European Warrants Jan 2016 A	2016/01/22	2016/01/29
24246	Credit Suisse AG – China Life European Warrants Jan 2016 C	2016/01/22	2016/01/29
25303	Credit Suisse AG – China Life European Warrants Jan 2016 D	2016/01/22	2016/01/29
24047	Credit Suisse AG – China Mobile European Warrants Jan 2016 B	2016/01/22	2016/01/29
24186	Credit Suisse AG – CITIC Sec European Warrants Jan 2016 A	2016/01/22	2016/01/29
24080	Credit Suisse AG – HKEX European Put Warrants Jan 2016 C	2016/01/22	2016/01/29
24078	Credit Suisse AG – HSBC European Put Warrants Jan 2016 C	2016/01/22	2016/01/29
23888	Credit Suisse AG – HSCEI European Put Warrants Jan 2016 B	2016/01/22	2016/01/29
24110	Credit Suisse AG – HSCEI European Put Warrants Jan 2016 D	2016/01/22	2016/01/29
23887	Credit Suisse AG – HSCEI European Warrants Jan 2016 A	2016/01/22	2016/01/29
24102	Credit Suisse AG – HSCEI European Warrants Jan 2016 C	2016/01/22	2016/01/29
23011	Credit Suisse AG – HSI European Put Warrants Jan 2016 A	2016/01/22	2016/01/29
23865	Credit Suisse AG – HSI European Put Warrants Jan 2016 C	2016/01/22	2016/01/29
24046	Credit Suisse AG – HSI European Put Warrants Jan 2016 D	2016/01/22	2016/01/29
24187	Credit Suisse AG – HSI European Put Warrants Jan 2016 E	2016/01/22	2016/01/29
24189	Credit Suisse AG – HSI European Put Warrants Jan 2016 F	2016/01/22	2016/01/29
25083	Credit Suisse AG – HSI European Put Warrants Jan 2016 H	2016/01/22	2016/01/29
19127	Credit Suisse AG – HSI European Put Warrants Jan 2016 J	2016/01/22	2016/01/29
23818	Credit Suisse AG – HSI European Warrants Jan 2016 B	2016/01/22	2016/01/29
25081	Credit Suisse AG – HSI European Warrants Jan 2016 G	2016/01/22	2016/01/29
25301	Credit Suisse AG – HSI European Warrants Jan 2016 I	2016/01/22	2016/01/29
24050	Credit Suisse AG – ICBC European Warrants Jan 2016 A	2016/01/22	2016/01/29
24055	Credit Suisse AG – Ping An European Put Warrants Jan 2016 D	2016/01/22	2016/01/29
21939	Credit Suisse AG – Ping An European Warrants Jan 2016 A	2016/01/22	2016/01/29
23765	Credit Suisse AG – Ping An European Warrants Jan 2016 C	2016/01/22	2016/01/29
23514	Credit Suisse AG – Shimao Property European Warrants Jan 2016 A	2016/01/22	2016/01/29
23739	Credit Suisse AG – Tencent Holdings European Wts Jan 2016 C	2016/01/22	2016/01/29
24070	Goldman Sachs SP (Asia) – BOCL European Warrants Jan 2016 C	2016/01/22	2016/01/29
24068	Goldman Sachs SP (Asia) – CC Bank European Wts Jan 2016 B	2016/01/22	2016/01/29
24274	Goldman Sachs SP (Asia) – China Cinda Euro Wts Jan 2016 B	2016/01/22	2016/01/29
24209	Goldman Sachs SP (Asia) – China Life Euro Wts Jan 2016 A	2016/01/22	2016/01/29
24210	Goldman Sachs SP (Asia) – China Life Euro Wts Jan 2016 B	2016/01/22	2016/01/29
23825	Goldman Sachs SP (Asia) – HSCEI European Put Wts Jan 2016 A	2016/01/22	2016/01/29

List of expired derivative warrants, 2016 (continued)

Code	Warrant	Last trading date	Delisted date
24598	Goldman Sachs SP (Asia) – HSCEI European Warrants Jan 2016 B	2016/01/22	2016/01/29
23821	Goldman Sachs SP (Asia) – HSI European Put Wts Jan 2016 A	2016/01/22	2016/01/29
24600	Goldman Sachs SP (Asia) – HSI European Put Wts Jan 2016 C	2016/01/22	2016/01/29
24720	Goldman Sachs SP (Asia) – HSI European Put Wts Jan 2016 D	2016/01/22	2016/01/29
23823	Goldman Sachs SP (Asia) – HSI European Warrants Jan 2016 B	2016/01/22	2016/01/29
25172	Goldman Sachs SP (Asia) – HSI European Warrants Jan 2016 E	2016/01/22	2016/01/29
24208	Goldman Sachs SP (Asia) – Ping An European Wts Jan 2016 B	2016/01/22	2016/01/29
24285	HK Bank – HSCEI European Put Warrants Jan 2016 C	2016/01/22	2016/01/29
23731	HK Bank – HSCEI European Warrants Jan 2016 A	2016/01/22	2016/01/29
23965	HK Bank – HSCEI European Warrants Jan 2016 B	2016/01/22	2016/01/29
24733	HK Bank – HSCEI European Warrants Jan 2016 D	2016/01/22	2016/01/29
23587	HK Bank – HSI European Put Warrants Jan 2016 A	2016/01/22	2016/01/29
23730	HK Bank – HSI European Put Warrants Jan 2016 C	2016/01/22	2016/01/29
24310	HK Bank – HSI European Put Warrants Jan 2016 E	2016/01/22	2016/01/29
24320	HK Bank – HSI European Put Warrants Jan 2016 G	2016/01/22	2016/01/29
24725	HK Bank – HSI European Put Warrants Jan 2016 H	2016/01/22	2016/01/29
25143	HK Bank – HSI European Put Warrants Jan 2016 K	2016/01/22	2016/01/29
23588	HK Bank – HSI European Warrants Jan 2016 B	2016/01/22	2016/01/29
23783	HK Bank – HSI European Warrants Jan 2016 D	2016/01/22	2016/01/29
24311	HK Bank – HSI European Warrants Jan 2016 F	2016/01/22	2016/01/29
24727	HK Bank – HSI European Warrants Jan 2016 I	2016/01/22	2016/01/29
24729	HK Bank – HSI European Warrants Jan 2016 J	2016/01/22	2016/01/29
25568	HK Bank – HSI European Warrants Jan 2016 L	2016/01/22	2016/01/29
23668	J P Morgan SP BV – HSCEI European Put Warrants Jan 2016 D	2016/01/22	2016/01/29
24437	J P Morgan SP BV – HSCEI European Put Warrants Jan 2016 G	2016/01/22	2016/01/29
21469	J P Morgan SP BV – HSCEI European Wts Jan 2016 A	2016/01/22	2016/01/29
22559	J P Morgan SP BV – HSCEI European Wts Jan 2016 C	2016/01/22	2016/01/29
23792	J P Morgan SP BV – HSCEI European Wts Jan 2016 E	2016/01/22	2016/01/29
24428	J P Morgan SP BV – HSCEI European Wts Jan 2016 F	2016/01/22	2016/01/29
23666	J P Morgan SP BV – HSI European Put Warrants Jan 2016 G	2016/01/22	2016/01/29
23879	J P Morgan SP BV – HSI European Put Warrants Jan 2016 I	2016/01/22	2016/01/29
24355	J P Morgan SP BV – HSI European Put Warrants Jan 2016 J	2016/01/22	2016/01/29
24426	J P Morgan SP BV – HSI European Put Warrants Jan 2016 K	2016/01/22	2016/01/29
21474	J P Morgan SP BV – HSI European Warrants Jan 2016 A	2016/01/22	2016/01/29
22558	J P Morgan SP BV – HSI European Warrants Jan 2016 C	2016/01/22	2016/01/29
22667	J P Morgan SP BV – HSI European Warrants Jan 2016 D	2016/01/22	2016/01/29
23629	J P Morgan SP BV – HSI European Warrants Jan 2016 F	2016/01/22	2016/01/29
23791	J P Morgan SP BV – HSI European Warrants Jan 2016 H	2016/01/22	2016/01/29
25183	J P Morgan SP BV – HSI European Warrants Jan 2016 L	2016/01/22	2016/01/29
21207	SGA Societe Generale Acceptance N.V. – HSCEI Eu Wt Jan 2016A	2016/01/22	2016/01/29
22959	SGA Societe Generale Acceptance N.V. – HSCEI Eu Wt Jan 2016B	2016/01/22	2016/01/29
24225	SGA Societe Generale Acceptance N.V. – HSCEI Eu Wt Jan 2016D	2016/01/22	2016/01/29
24226	SGA Societe Generale Acceptance N.V. – HSCEI Eu Wt Jan 2016E	2016/01/22	2016/01/29
21920	SGA Societe Generale Acceptance N.V. – HSI Eur Wt Jan 2016 A	2016/01/22	2016/01/29
21921	SGA Societe Generale Acceptance N.V. – HSI Eur Wt Jan 2016 B	2016/01/22	2016/01/29
22610	SGA Societe Generale Acceptance N.V. – HSI Eur Wt Jan 2016 D	2016/01/22	2016/01/29
23645	SGA Societe Generale Acceptance N.V. – HSI Eur Wt Jan 2016 G	2016/01/22	2016/01/29
23787	SGA Societe Generale Acceptance N.V. – HSI Eur Wt Jan 2016 H	2016/01/22	2016/01/29
24081	SGA Societe Generale Acceptance N.V. – HSI Eur Wt Jan 2016 I	2016/01/22	2016/01/29
24339	SGA Societe Generale Acceptance N.V. – HSI Eur Wt Jan 2016 K	2016/01/22	2016/01/29
23864	SGA Societe Generale Acceptance N.V. -HSCEI Eu Put Wt Jan16C	2016/01/22	2016/01/29
24442	SGA Societe Generale Acceptance N.V. -HSCEI Eu Put Wt Jan16F	2016/01/22	2016/01/29
21924	SGA Societe Generale Acceptance N.V. -HSI Eu Put Wt Jan 16 C	2016/01/22	2016/01/29
22612	SGA Societe Generale Acceptance N.V. -HSI Eu Put Wt Jan 16 E	2016/01/22	2016/01/29
24252	SGA Societe Generale Acceptance N.V. -HSI Eu Put Wt Jan 16 J	2016/01/22	2016/01/29
24553	SGA Societe Generale Acceptance N.V. -HSI Eu Put Wt Jan 16 L	2016/01/22	2016/01/29
25112	SGA Societe Generale Acceptance N.V. -HSI Eu Put Wt Jan 16 M	2016/01/22	2016/01/29
23519	SGA Societe Generale Acceptance N.V. -HSI Eu Put Wt Jan16 F	2016/01/22	2016/01/29
20836	Standard Chartered Bank – HSCEI European Warrants Jan 2016 A	2016/01/22	2016/01/29
21745	Standard Chartered Bank – HSCEI European Warrants Jan 2016 B	2016/01/22	2016/01/29
24465	Standard Chartered Bank – HSCEI European Warrants Jan 2016 E	2016/01/22	2016/01/29
24195	Standard Chartered Bank – HSI European Put Wts Jan 2016 B	2016/01/22	2016/01/29
24462	Standard Chartered Bank – HSI European Put Wts Jan 2016 D	2016/01/22	2016/01/29
24454	Standard Chartered Bank – HSI European Warrants Jan 2016 C	2016/01/22	2016/01/29
25277	Standard Chartered Bank – HSI European Warrants Jan 2016 F	2016/01/22	2016/01/29
23874	UBS AG – HSCEI European Put Warrants Jan 2016 C	2016/01/22	2016/01/29
23830	UBS AG – HSCEI European Warrants Jan 2016 A	2016/01/22	2016/01/29
23847	UBS AG – HSCEI European Warrants Jan 2016 B	2016/01/22	2016/01/29
23316	UBS AG – HSI European Put Warrants Jan 2016 B	2016/01/22	2016/01/29
23417	UBS AG – HSI European Put Warrants Jan 2016 D	2016/01/22	2016/01/29
23423	UBS AG – HSI European Put Warrants Jan 2016 E	2016/01/22	2016/01/29
23868	UBS AG – HSI European Put Warrants Jan 2016 K	2016/01/22	2016/01/29
23869	UBS AG – HSI European Put Warrants Jan 2016 L	2016/01/22	2016/01/29
20923	UBS AG – HSI European Warrants Jan 2016 A	2016/01/22	2016/01/29
23317	UBS AG – HSI European Warrants Jan 2016 C	2016/01/22	2016/01/29
23618	UBS AG – HSI European Warrants Jan 2016 F	2016/01/22	2016/01/29
23681	UBS AG – HSI European Warrants Jan 2016 G	2016/01/22	2016/01/29
23843	UBS AG – HSI European Warrants Jan 2016 I	2016/01/22	2016/01/29
23845	UBS AG – HSI European Warrants Jan 2016 J	2016/01/22	2016/01/29
21079	Credit Suisse AG – Agricultural Bank European Wts Jan 2016 A	2016/01/25	2016/02/01
25087	Credit Suisse AG – AIA European Warrants Jan 2016 B	2016/01/25	2016/02/01
25089	Credit Suisse AG – BOCL European Warrants Jan 2016 B	2016/01/25	2016/02/01
25144	Credit Suisse AG – BYD European Warrants Jan 2016 A	2016/01/25	2016/02/01
22303	Credit Suisse AG – CITIC European Warrants Jan 2016 A	2016/01/25	2016/02/01
23457	Credit Suisse AG – CITIC European Warrants Jan 2016 B	2016/01/25	2016/02/01
25086	Credit Suisse AG – Fosun Intl European Warrants Jan 2016 B	2016/01/25	2016/02/01
20763	Credit Suisse AG – HKEX European Warrants Jan 2016 A	2016/01/25	2016/02/01

List of expired derivative warrants, 2016 (continued)

Code	Warrant	Last trading date	Delisted date
21888	Credit Suisse AG – HKEX European Warrants Jan 2016 B	2016/01/25	2016/02/01
25085	Credit Suisse AG – HSBC European Wts Jan 2016 D	2016/01/25	2016/02/01
29197	Credit Suisse AG – Macau Legend European Warrants Jan 2016 A	2016/01/25	2016/02/01
25091	Credit Suisse AG – Sinopec Corp European Warrants Jan 2016 A	2016/01/25	2016/02/01
20829	Credit Suisse AG – Tencent Holdings Euro Put Wts Jan 2016 A	2016/01/25	2016/02/01
22104	Credit Suisse AG – Tencent Holdings European Wts Jan 2016 B	2016/01/25	2016/02/01
11302	Goldman Sachs SP (Asia) – China Mobile Euro Wts Jan 2016 C	2016/01/25	2016/02/01
18829	Goldman Sachs SP (Asia) – CM Bank European Wts Jan 2016 A	2016/01/25	2016/02/01
22817	Goldman Sachs SP (Asia) – CM Bank European Wts Jan 2016 B	2016/01/25	2016/02/01
22979	Goldman Sachs SP (Asia) – CNOOC European Warrants Jan 2016 A	2016/01/25	2016/02/01
24149	Goldman Sachs SP (Asia) – Galaxy Ent European Wts Jan 2016 B	2016/01/25	2016/02/01
23505	Goldman Sachs SP (Asia) – HKEX European Warrants Jan 2016 B	2016/01/25	2016/02/01
25209	Goldman Sachs SP (Asia) – HKEX European Warrants Jan 2016 E	2016/01/25	2016/02/01
24152	Goldman Sachs SP (Asia) – Sands China Euro Wts Jan 2016 A	2016/01/25	2016/02/01
23592	HK Bank – Agricultural Bank European Warrants Jan 2016 A	2016/01/25	2016/02/01
24221	HK Bank – Agricultural Bank European Warrants Jan 2016 B	2016/01/25	2016/02/01
24073	HK Bank – Anhui Conch European Warrants Jan 2016 A	2016/01/25	2016/02/01
23590	HK Bank – BOCL European Warrants Jan 2016 B	2016/01/25	2016/02/01
23972	HK Bank – BOCL European Warrants Jan 2016 C	2016/01/25	2016/02/01
23585	HK Bank – CAM CSI300 European Warrants Jan 2016 A	2016/01/25	2016/02/01
23958	HK Bank – CAM CSI300 European Warrants Jan 2016 B	2016/01/25	2016/02/01
23497	HK Bank – CC Bank European Warrants Jan 2016 A	2016/01/25	2016/02/01
23809	HK Bank – CC Bank European Warrants Jan 2016 B	2016/01/25	2016/02/01
24318	HK Bank – CHALCO European Warrants Jan 2016 A	2016/01/25	2016/02/01
23490	HK Bank – China Life European Warrants Jan 2016 A	2016/01/25	2016/02/01
23971	HK Bank – China Life European Warrants Jan 2016 B	2016/01/25	2016/02/01
24072	HK Bank – China Tel European Warrants Jan 2016 A	2016/01/25	2016/02/01
24281	HK Bank – CITIC Bank European Warrants Jan 2016 A	2016/01/25	2016/02/01
24141	HK Bank – CITIC Sec European Warrants Jan 2016 A	2016/01/25	2016/02/01
24139	HK Bank – CPIC European Warrants Jan 2016 A	2016/01/25	2016/02/01
23076	HK Bank – CRCC European Warrants Jan 2016 A	2016/01/25	2016/02/01
24074	HK Bank – CRRC European Warrants Jan 2016 A	2016/01/25	2016/02/01
23724	HK Bank – Haitong Sec European Warrants Jan 2016 A	2016/01/25	2016/02/01
24949	HK Bank – HKEX European Warrants Jan 2016 B	2016/01/25	2016/02/01
24140	HK Bank – HS H-SHARE European Warrants Jan 2016 A	2016/01/25	2016/02/01
22542	HK Bank – Jiangxi Copper European Warrants Jan 2016 A	2016/01/25	2016/02/01
24224	HK Bank – Kingsoft European Warrants Jan 2016 A	2016/01/25	2016/02/01
24278	HK Bank – Link REIT European Warrants Jan 2016 A	2016/01/25	2016/02/01
23973	HK Bank – PetroChina European Warrants Jan 2016 A	2016/01/25	2016/02/01
24143	HK Bank – PetroChina European Warrants Jan 2016 B	2016/01/25	2016/02/01
23492	HK Bank – Ping An European Warrants Jan 2016 A	2016/01/25	2016/02/01
23727	HK Bank – Ping An European Warrants Jan 2016 B	2016/01/25	2016/02/01
24135	HK Bank – Sinopec Corp European Warrants Jan 2016 A	2016/01/25	2016/02/01
23494	HK Bank – Tencent European Warrants Jan 2016 A	2016/01/25	2016/02/01
24474	HK Bank – Tencent European Warrants Jan 2016 B	2016/01/25	2016/02/01
23881	J P Morgan SP BV – HS H-SHARE European Warrants Jan 2016 B	2016/01/25	2016/02/01
23160	J P Morgan SP BV – Sands China European Warrants Jan 2016 A	2016/01/25	2016/02/01
23910	J P Morgan SP BV – Wanda Comm European Warrants Jan 2016 A	2016/01/25	2016/02/01
22939	J P Morgan SP BV – Xinyi Glass European Warrants Jan 2016 A	2016/01/25	2016/02/01
19802	Standard Chartered Bank – A50 China Euro Warrants Jan 2016 A	2016/01/25	2016/02/01
19616	Standard Chartered Bank – Ch Comm Cons Eur Wts Jan 2016 A	2016/01/25	2016/02/01
19747	Standard Chartered Bank – HSBC European Warrants Jan 2016 A	2016/01/25	2016/02/01
25000	UBS AG – CC Bank European Warrants Jan 2016 D	2016/01/25	2016/02/01
20644	UBS AG – HKEX European Put Warrants Jan 2016 A	2016/01/25	2016/02/01
25578	BNP Paribas Arbit Issu B.V. – HKEX European Wts Feb 2016 C	2016/01/26	2016/02/02
25048	BOCI Asia Ltd. – CKP European Warrants Feb 2016 A	2016/01/26	2016/02/02
23578	BOCI Asia Ltd. – HSBC European Put Warrants Feb 2016 A	2016/01/26	2016/02/02
22723	BOCI Asia Ltd. – Kingsoft European Warrants Feb 2016 A	2016/01/26	2016/02/02
24365	Credit Suisse AG – AIA European Warrants Feb 2016 A	2016/01/26	2016/02/02
24364	Goldman Sachs SP (Asia) – HKEX European Warrants Feb 2016 A	2016/01/26	2016/02/02
24361	Goldman Sachs SP (Asia) – PetroChina European Wts Feb 2016 A	2016/01/26	2016/02/02
22047	Goldman Sachs SP (Asia) – Tencent European Wt Feb 2016 B	2016/01/26	2016/02/02
24358	HK Bank – AIA European Warrants Feb 2016 A	2016/01/26	2016/02/02
23811	HK Bank – CM Bank European Warrants Feb 2016 A	2016/01/26	2016/02/02
24357	HK Bank – Sands China European Warrants Feb 2016 A	2016/01/26	2016/02/02
23895	J P Morgan SP BV – BankComm European Warrants Feb 2016 A	2016/01/26	2016/02/02
23884	J P Morgan SP BV – CAM CSI300 European Warrants Feb 2016 B	2016/01/26	2016/02/02
22937	J P Morgan SP BV – Ch Ship Cont European Warrants Feb 2016 A	2016/01/26	2016/02/02
23890	J P Morgan SP BV – China Mob European Wts Feb 2016 A	2016/01/26	2016/02/02
23892	J P Morgan SP BV – CKP European Warrants Feb 2016 A	2016/01/26	2016/02/02
23886	J P Morgan SP BV – HKEX European Warrants Feb 2016 C	2016/01/26	2016/02/02
20867	J P Morgan SP BV – JX Copper European Warrants Feb 2016 A	2016/01/26	2016/02/02
24660	J P Morgan SP BV – Ping An European Put Warrants Feb 2016 E	2016/01/26	2016/02/02
23767	J P Morgan SP BV – Ping An European Warrants Feb 2016 C	2016/01/26	2016/02/02
20865	J P Morgan SP BV – Tencent European Put Warrants Feb 2016 B	2016/01/26	2016/02/02
25111	Macquarie Bank Ltd. – A50 China European Warrants Feb 2016 A	2016/01/26	2016/02/02
24123	Standard Chartered Bank – BOCL European Warrants Feb 2016 A	2016/01/26	2016/02/02
24034	Standard Chartered Bank – CAM CSI300 European Wts Feb 2016 B	2016/01/26	2016/02/02
21727	Standard Chartered Bank – Chi Res Land European Wts Feb 16 A	2016/01/26	2016/02/02
24834	Standard Chartered Bank – CITIC European Warrants Feb 2016 A	2016/01/26	2016/02/02
15350	Standard Chartered Bank – Esprit European Wts Feb 2016 A	2016/01/26	2016/02/02
23347	Bank of East Asia – Haitong Sec European Warrants Feb 2016 A	2016/01/27	2016/02/03
20662	BNP Paribas Arbit Issu B.V. – Chi Res Land Eu Wt Feb 2016 A	2016/01/27	2016/02/03
24334	BNP Paribas Arbit Issu B.V. – Agricultural Bank Eu Wt Feb 2016 A	2016/01/27	2016/02/03
19604	BNP Paribas Arbit Issu B.V. – Anhui Conch Euro Wt Feb 2016 A	2016/01/27	2016/02/03
24159	BNP Paribas Arbit Issu B.V. – Avichina European Wts Feb 16 A	2016/01/27	2016/02/03
18071	BNP Paribas Arbit Issu B.V. – BOCL European Wts Feb 2016 A	2016/01/27	2016/02/03

List of expired derivative warrants, 2016 (continued)

Code	Warrant	Last trading date	Delisted date
24335	BNP Paribas Arbit Issu B.V. – BYD European Wts Feb 2016 A	2016/01/27	2016/02/03
23405	BNP Paribas Arbit Issu B.V. – CAM CSI300 Euro Wts Feb 2016 A	2016/01/27	2016/02/03
23400	BNP Paribas Arbit Issu B.V. – CC Bank Euro Wts Feb 2016 A	2016/01/27	2016/02/03
23928	BNP Paribas Arbit Issu B.V. – CC Bank Euro Wts Feb 2016 B	2016/01/27	2016/02/03
21354	BNP Paribas Arbit Issu B.V. – CGS European Warrants Feb 16 A	2016/01/27	2016/02/03
14887	BNP Paribas Arbit Issu B.V. – Ch Mobile Euro Wts Feb 2016 A	2016/01/27	2016/02/03
23693	BNP Paribas Arbit Issu B.V. – Ch Mobile Euro Wts Feb 2016 B	2016/01/27	2016/02/03
23775	BNP Paribas Arbit Issu B.V. – Ch Shenhua Euro Wts Feb 2016 A	2016/01/27	2016/02/03
23530	BNP Paribas Arbit Issu B.V. – Ch Ship Cont Eur Wt Feb 2016 A	2016/01/27	2016/02/03
24271	BNP Paribas Arbit Issu B.V. – CHALCO European Wts Feb 2016 A	2016/01/27	2016/02/03
24160	BNP Paribas Arbit Issu B.V. – China Cinda Eur Wts Feb 2016 A	2016/01/27	2016/02/03
20809	BNP Paribas Arbit Issu B.V. – China Life Euro Wts Feb 2016 A	2016/01/27	2016/02/03
25067	BNP Paribas Arbit Issu B.V. – China Tel Euro Wts Feb 2016 A	2016/01/27	2016/02/03
23275	BNP Paribas Arbit Issu B.V. – CITIC Euro Warrants Feb 2016 A	2016/01/27	2016/02/03
24169	BNP Paribas Arbit Issu B.V. – CITIC Sec Euro Wts Feb 2016 A	2016/01/27	2016/02/03
24179	BNP Paribas Arbit Issu B.V. – CNBM European Wts Feb 2016 A	2016/01/27	2016/02/03
23451	BNP Paribas Arbit Issu B.V. – CRRC European Wts Feb 2016 A	2016/01/27	2016/02/03
24158	BNP Paribas Arbit Issu B.V. – Fosun Intl European Wts Feb 16A	2016/01/27	2016/02/03
24164	BNP Paribas Arbit Issu B.V. – Galaxy Ent Euro Wts Feb 2016 A	2016/01/27	2016/02/03
23529	BNP Paribas Arbit Issu B.V. – GCL-Poly Euro Wts Feb 2016 A	2016/01/27	2016/02/03
24270	BNP Paribas Arbit Issu B.V. – Haitong Sec Eu Wts Feb 2016 A	2016/01/27	2016/02/03
23690	BNP Paribas Arbit Issu B.V. – HKEX European Wts Feb 2016 B	2016/01/27	2016/02/03
20251	BNP Paribas Arbit Issu B.V. – HLand Dev Euro Wts Feb 2016 A	2016/01/27	2016/02/03
23776	BNP Paribas Arbit Issu B.V. – HS H-SHARE Euro Wts Feb 2016 A	2016/01/27	2016/02/03
23606	BNP Paribas Arbit Issu B.V. – HSBC European Wts Feb 2016 A	2016/01/27	2016/02/03
23274	BNP Paribas Arbit Issu B.V. – ICBC European Wts Feb 2016 A	2016/01/27	2016/02/03
23930	BNP Paribas Arbit Issu B.V. – ICBC European Wts Feb 2016 B	2016/01/27	2016/02/03
24333	BNP Paribas Arbit Issu B.V. – Kingsoft Euro Wts Feb 2016 A	2016/01/27	2016/02/03
23521	BNP Paribas Arbit Issu B.V. – Li & Fung Euro Wts Feb 2016 A	2016/01/27	2016/02/03
17554	BNP Paribas Arbit Issu B.V. – Melco Int'l Dev Eu Wt Feb 16 A	2016/01/27	2016/02/03
24161	BNP Paribas Arbit Issu B.V. – PetroCh Euro Wts Feb 2016 A	2016/01/27	2016/02/03
24165	BNP Paribas Arbit Issu B.V. – Sands China Euro Wt Feb 2016 A	2016/01/27	2016/02/03
23528	BNP Paribas Arbit Issu B.V. – Sh Pharma Euro Wts Feb 2016 A	2016/01/27	2016/02/03
21774	BNP Paribas Arbit Issu B.V. – Sinopec Corp Eu Wts Feb 2016 A	2016/01/27	2016/02/03
24324	BNP Paribas Arbit Issu B.V. – SPDR Gold Trust Euro Wt Feb 16A	2016/01/27	2016/02/03
21530	BNP Paribas Arbit Issu B.V. – Zijin Mining Eu Wts Feb 2016 A	2016/01/27	2016/02/03
23395	BNP Paribas Arbit Issu B.V. – Tencent Hldgs Eu Wt Feb 2016 A	2016/01/27	2016/02/03
24332	BNP Paribas Arbit Issu B.V. – CM Bank Euro Warrants Feb 2016 A	2016/01/27	2016/02/03
24373	Credit Suisse AG – HKEX European Warrants Feb 2016 B	2016/01/27	2016/02/03
24275	Goldman Sachs SP (Asia) – AIA European Warrants Feb 2016 A	2016/01/27	2016/02/03
22751	Goldman Sachs SP (Asia) – CITIC European Warrants Feb 2016 A	2016/01/27	2016/02/03
23441	Goldman Sachs SP (Asia) – Fosun Intl European Wts Feb 2016 A	2016/01/27	2016/02/03
24438	Goldman Sachs SP (Asia) – Tencent European Wt Feb 2016 C	2016/01/27	2016/02/03
24360	Goldman Sachs SP (Asia) – Sinopec Corp European Wts Feb 2016 A	2016/01/27	2016/02/03
24431	J P Morgan SP BV – AIA European Warrants Feb 2016 A	2016/01/27	2016/02/03
23336	J P Morgan SP BV – Anhui Conch European Warrants Feb 2016 A	2016/01/27	2016/02/03
24417	J P Morgan SP BV – BOCL European Warrants Feb 2016 A	2016/01/27	2016/02/03
23153	J P Morgan SP BV – CAM CSI300 European Warrants Feb 2016 A	2016/01/27	2016/02/03
23566	J P Morgan SP BV – CGN Power European Warrants Feb 2016 A	2016/01/27	2016/02/03
23898	J P Morgan SP BV – China Cinda European Warrants Feb 2016 A	2016/01/27	2016/02/03
23159	J P Morgan SP BV – China Life European Warrants Feb 2016 A	2016/01/27	2016/02/03
24418	J P Morgan SP BV – China Life European Warrants Feb 2016 B	2016/01/27	2016/02/03
22884	J P Morgan SP BV – China Tel European Warrants Feb 2016 A	2016/01/27	2016/02/03
23219	J P Morgan SP BV – Chsoutchity European Warrants Feb 2016 A	2016/01/27	2016/02/03
23563	J P Morgan SP BV – CITIC Bank European Warrants Feb 2016 B	2016/01/27	2016/02/03
23567	J P Morgan SP BV – CITIC European Warrants Feb 2016 A	2016/01/27	2016/02/03
22887	J P Morgan SP BV – CITIC Sec European Warrants Feb 2016 A	2016/01/27	2016/02/03
23564	J P Morgan SP BV – CM Bank European Warrants Feb 2016 B	2016/01/27	2016/02/03
23341	J P Morgan SP BV – CPIC European Warrants Feb 2016 A	2016/01/27	2016/02/03
23562	J P Morgan SP BV – Galaxy Ent European Put Wts Feb 2016 B	2016/01/27	2016/02/03
23561	J P Morgan SP BV – Galaxy Ent European Warrants Feb 2016 A	2016/01/27	2016/02/03
22935	J P Morgan SP BV – GCL-Poly European Warrants Feb 2016 A	2016/01/27	2016/02/03
22811	J P Morgan SP BV – Greatwall Motor European Wts Feb 2016 A	2016/01/27	2016/02/03
22978	J P Morgan SP BV – Guotai Junani European Warrants Feb 2016A	2016/01/27	2016/02/03
24555	J P Morgan SP BV – HKEX European Put Wts Feb 2016 D	2016/01/27	2016/02/03
21524	J P Morgan SP BV – HKEX European Warrants Feb 2016 A	2016/01/27	2016/02/03
22305	J P Morgan SP BV – HKEX European Warrants Feb 2016 B	2016/01/27	2016/02/03
23661	J P Morgan SP BV – HSBC European Warrants Feb 2016 A	2016/01/27	2016/02/03
25014	J P Morgan SP BV – HSBC European Warrants Feb 2016 C	2016/01/27	2016/02/03
19971	J P Morgan SP BV – Melco Int'l Dev European Wts Feb 2016 A	2016/01/27	2016/02/03
15245	J P Morgan SP BV – MTRC European Warrants Feb 2016 A	2016/01/27	2016/02/03
14168	J P Morgan SP BV – Nine Dragons European Warrants Feb 2016 A	2016/01/27	2016/02/03
23065	J P Morgan SP BV – PetroChina European Warrants Feb 2016 A	2016/01/27	2016/02/03
24420	J P Morgan SP BV – PetroChina European Warrants Feb 2016 B	2016/01/27	2016/02/03
23070	J P Morgan SP BV – PICC Group European Warrants Feb 2016 A	2016/01/27	2016/02/03
23568	J P Morgan SP BV – Ping An European Warrants Feb 2016 B	2016/01/27	2016/02/03
23573	J P Morgan SP BV – Sands China European Put Wts Feb 2016 B	2016/01/27	2016/02/03
21996	J P Morgan SP BV – Shimao Property European Wts Feb 2016 A	2016/01/27	2016/02/03
23067	J P Morgan SP BV – Sinopec Corp European Warrants Feb 2016 A	2016/01/27	2016/02/03
23889	J P Morgan SP BV – Tencent European Warrants Feb 2016 C	2016/01/27	2016/02/03
21074	Macquarie Bank Ltd. – AIA European Warrants Feb 2016 A	2016/01/27	2016/02/03
23982	Macquarie Bank Ltd. – AIA European Warrants Feb 2016 B	2016/01/27	2016/02/03
21055	Macquarie Bank Ltd. – Anhui Conch European Wts Feb 2016 A	2016/01/27	2016/02/03
24542	Macquarie Bank Ltd. – Anhui Conch European Wts Feb 2016 B	2016/01/27	2016/02/03
24098	Macquarie Bank Ltd. – BankComm European Warrants Feb 2016 A	2016/01/27	2016/02/03
24180	Macquarie Bank Ltd. – BOCL European Put Warrants Feb 2016 C	2016/01/27	2016/02/03
22855	Macquarie Bank Ltd. – BOCL European Warrants Feb 2016 A	2016/01/27	2016/02/03

List of expired derivative warrants, 2016 (continued)

Code	Warrant	Last trading date	Delisted date
23473	Macquarie Bank Ltd. – BOCL European Warrants Feb 2016 B	2016/01/27	2016/02/03
23305	Macquarie Bank Ltd. – CAM CSI300 European Wts Feb 2016 A	2016/01/27	2016/02/03
23542	Macquarie Bank Ltd. – CC Bank European Warrants Feb 2016 A	2016/01/27	2016/02/03
22672	Macquarie Bank Ltd. – China Life European Wts Feb 2016 A	2016/01/27	2016/02/03
22953	Macquarie Bank Ltd. – China Life European Wts Feb 2016 B	2016/01/27	2016/02/03
23475	Macquarie Bank Ltd. – China Life European Wts Feb 2016 C	2016/01/27	2016/02/03
25108	Macquarie Bank Ltd. – China Life European Wts Feb 2016 E	2016/01/27	2016/02/03
23299	Macquarie Bank Ltd. – China Shenhua European Wts Feb 2016 A	2016/01/27	2016/02/03
21569	Macquarie Bank Ltd. – China Taiping European Wts Feb 2016 A	2016/01/27	2016/02/03
23991	Macquarie Bank Ltd. – China Taiping European Wts Feb 2016 B	2016/01/27	2016/02/03
24014	Macquarie Bank Ltd. – China Tel European Warrants Feb 2016 A	2016/01/27	2016/02/03
22726	Macquarie Bank Ltd. – CITIC Bank European Wts Feb 2016 A	2016/01/27	2016/02/03
22826	Macquarie Bank Ltd. – CKH European Warrants Feb 2016 A	2016/01/27	2016/02/03
24290	Macquarie Bank Ltd. – CKH European Warrants Feb 2016 B	2016/01/27	2016/02/03
21095	Macquarie Bank Ltd. – CM Bank European Warrants Feb 2016 A	2016/01/27	2016/02/03
21590	Macquarie Bank Ltd. – CPC European Warrants Feb 2016 A	2016/01/27	2016/02/03
21292	Macquarie Bank Ltd. – Evergrande European Wts Feb 2016 A	2016/01/27	2016/02/03
22752	Macquarie Bank Ltd. – Galaxy Ent European Wts Feb 2016 A	2016/01/27	2016/02/03
23539	Macquarie Bank Ltd. – Haitong Sec European Wts Feb 2016 A	2016/01/27	2016/02/03
23751	Macquarie Bank Ltd. – HKEX European Put Warrants Feb 2016 A	2016/01/27	2016/02/03
23780	Macquarie Bank Ltd. – HKEX European Warrants Feb 2016 B	2016/01/27	2016/02/03
19286	Macquarie Bank Ltd. – HKEX European Warrants Feb 2016 C	2016/01/27	2016/02/03
24001	Macquarie Bank Ltd. – HSBC European Warrants Feb 2016 A	2016/01/27	2016/02/03
23757	Macquarie Bank Ltd. – ICBC European Warrants Feb 2016 A	2016/01/27	2016/02/03
25229	Macquarie Bank Ltd. – ICBC European Warrants Feb 2016 B	2016/01/27	2016/02/03
24065	Macquarie Bank Ltd. – Lenovo European Warrants Feb 2016 A	2016/01/27	2016/02/03
24628	Macquarie Bank Ltd. – Macau Legend European Warrants Feb 2016 A	2016/01/27	2016/02/03
22853	Macquarie Bank Ltd. – New World Dev European Wts Feb 2016 A	2016/01/27	2016/02/03
22807	Macquarie Bank Ltd. – PetroChina European Wts Feb 2016 A	2016/01/27	2016/02/03
23038	Macquarie Bank Ltd. – PetroChina European Wts Feb 2016 B	2016/01/27	2016/02/03
24444	Macquarie Bank Ltd. – PetroChina European Wts Feb 2016 C	2016/01/27	2016/02/03
21406	Macquarie Bank Ltd. – Ping An European Warrants Feb 2016 A	2016/01/27	2016/02/03
23760	Macquarie Bank Ltd. – Ping An European Warrants Feb 2016 B	2016/01/27	2016/02/03
21859	Macquarie Bank Ltd. – Poly HK Inv European Wts Feb 2016 A	2016/01/27	2016/02/03
12586	Macquarie Bank Ltd. – Shenzhen Int'l European Wts Feb 2016 A	2016/01/27	2016/02/03
24299	Macquarie Bank Ltd. – Sinopec Corp European Wts Feb 2016 A	2016/01/27	2016/02/03
24323	Macquarie Bank Ltd. – Tencent European Put Wts Feb 2016 C	2016/01/27	2016/02/03
24306	Macquarie Bank Ltd. – Tencent European Warrants Feb 2016 A	2016/01/27	2016/02/03
24309	Macquarie Bank Ltd. – Tencent European Warrants Feb 2016 B	2016/01/27	2016/02/03
24722	Macquarie Bank Ltd. – Tencent European Warrants Feb 2016 D	2016/01/27	2016/02/03
19228	Macquarie Bank Ltd. – Yuexiu Property Euro Wts Feb 2016 A	2016/01/27	2016/02/03
24130	Macquarie Bank Ltd. -China Life European Put Warrants Feb16D	2016/01/27	2016/02/03
20466	Macquarie Bank Ltd. -GCL-Poly Energy European Wts Feb 2016 A	2016/01/27	2016/02/03
21781	Macquarie Bank Ltd. -Greatwall Motor European Wts Feb 2016 A	2016/01/27	2016/02/03
24181	Macquarie Bank Ltd. -Greatwall Motor European Wts Feb 2016 B	2016/01/27	2016/02/03
15907	Standard Chartered Bank – China Unicom Euro Put Wts Feb 16 A	2016/01/27	2016/02/03
25304	UBS AG – Tencent Holdings European Warrants Feb 2016 C	2016/01/27	2016/02/03
22280	BNP Paribas Arbit Issu B.V. – HKEX European Wts Feb 2016 A	2016/01/28	2016/02/04
19330	J P Morgan SP BV – HKEX European Warrants Feb 2016 E	2016/01/28	2016/02/04
24090	J P Morgan SP BV – HSBC European Put Warrants Feb 2016 B	2016/01/28	2016/02/04
23904	J P Morgan SP BV – Ping An European Warrants Feb 2016 D	2016/01/28	2016/02/04
24153	SGA Societe Generale Acceptance N.V. – AGBK Eu Wt Feb 2016 A	2016/01/28	2016/02/04
24200	SGA Societe Generale Acceptance N.V. – AIA Eur Wt Feb 2016 A	2016/01/28	2016/02/04
24092	SGA Societe Generale Acceptance N.V. – BOCL Eu Wt Feb 2016 A	2016/01/28	2016/02/04
22571	SGA Societe Generale Acceptance N.V. – CCB Eur Wt Feb 2016 A	2016/01/28	2016/02/04
24093	SGA Societe Generale Acceptance N.V. – CCB Eur Wt Feb 2016 B	2016/01/28	2016/02/04
23855	SGA Societe Generale Acceptance N.V. – Ch Mob Eu Wt Feb 16 A	2016/01/28	2016/02/04
22208	SGA Societe Generale Acceptance N.V. – CITIC Euro Wt Feb16 A	2016/01/28	2016/02/04
22858	SGA Societe Generale Acceptance N.V. – CKP Euro Wts Feb16A	2016/01/28	2016/02/04
24240	SGA Societe Generale Acceptance N.V. – CP&CC Eu Wt Feb 2016A	2016/01/28	2016/02/04
23507	SGA Societe Generale Acceptance N.V. – CRRC Euro Wts Feb16 A	2016/01/28	2016/02/04
24328	SGA Societe Generale Acceptance N.V. – HKEX Eu Put Wt Feb16G	2016/01/28	2016/02/04
20955	SGA Societe Generale Acceptance N.V. – HKEX Eu Wt Feb 2016 A	2016/01/28	2016/02/04
21570	SGA Societe Generale Acceptance N.V. – HKEX Eu Wt Feb 2016 B	2016/01/28	2016/02/04
22430	SGA Societe Generale Acceptance N.V. – HKEX Eu Wt Feb 2016 C	2016/01/28	2016/02/04
23509	SGA Societe Generale Acceptance N.V. – HKEX Eu Wt Feb 2016 D	2016/01/28	2016/02/04
23742	SGA Societe Generale Acceptance N.V. – HKEX Eu Wt Feb 2016 E	2016/01/28	2016/02/04
24236	SGA Societe Generale Acceptance N.V. – HKEX Eu Wt Feb 2016 F	2016/01/28	2016/02/04
23854	SGA Societe Generale Acceptance N.V. – HSBC Eu Wt Feb 2016 A	2016/01/28	2016/02/04
16087	SGA Societe Generale Acceptance N.V. – ICBC Eu Wt Feb 2016 A	2016/01/28	2016/02/04
24243	SGA Societe Generale Acceptance N.V. – ICBC Eu Wt Feb 2016 B	2016/01/28	2016/02/04
22681	SGA Societe Generale Acceptance N.V. – JIANG Eu Wt Feb 2016A	2016/01/28	2016/02/04
21928	SGA Societe Generale Acceptance N.V. – Kingsoft Eu Wt Feb16A	2016/01/28	2016/02/04
23743	SGA Societe Generale Acceptance N.V. – Kingsoft Eu Wt Feb16B	2016/01/28	2016/02/04
24201	SGA Societe Generale Acceptance N.V. – Petch Eu Wt Feb 2016A	2016/01/28	2016/02/04
23018	SGA Societe Generale Acceptance N.V. – PICC Eu Wts Feb 2016A	2016/01/28	2016/02/04
23122	SGA Societe Generale Acceptance N.V.- A50 Ch Eu Wt Feb 2016A	2016/01/28	2016/02/04
24155	SGA Societe Generale Acceptance N.V. -CITIC Sec Eu Wt Feb16A	2016/01/28	2016/02/04
24330	SGA Societe Generale Acceptance N.V. -HSBC Eu Put Wt Feb16 B	2016/01/28	2016/02/04
23658	SGA Societe Generale Acceptance N.V. -Ping An Eu Wt Feb 16 A	2016/01/28	2016/02/04
23853	SGA Societe Generale Acceptance N.V. -Ping An Eu Wt Feb 16 B	2016/01/28	2016/02/04
24097	SGA Societe Generale Acceptance N.V. -Ping An Eu Wt Feb 16 C	2016/01/28	2016/02/04
24245	SGA Societe Generale Acceptance N.V. -Tencent Eu Wt Feb 16 A	2016/01/28	2016/02/04
24260	SGA Societe Generale Acceptance N.V. -Tencent Eu Wt Feb 16 B	2016/01/28	2016/02/04
24265	SGA Societe Generale Acceptance N.V. -Tencent Eu Wt Feb 16 C	2016/01/28	2016/02/04
23637	SGA Societe Generale Acceptance N.V.-CAM CSI300 Eu Wt Feb16A	2016/01/28	2016/02/04
23643	SGA Societe Generale Acceptance N.V.-CAM CSI300 Eu Wt Feb16B	2016/01/28	2016/02/04

List of expired derivative warrants, 2016 (continued)

Code	Warrant	Last trading date	Delisted date
22686	SGA Societe Generale Acceptance N.V.-CGN Power Eu Wts Feb16A	2016/01/28	2016/02/04
24145	SGA Societe Generale Acceptance N.V.-Galaxy Ent Eu Wt Feb16A	2016/01/28	2016/02/04
28175	SGA Societe Generale Acceptance N.V.-Shimao Ppt Eu Wt Feb16A	2016/01/28	2016/02/04
20893	SGA Societe Generale Acceptance N.V.-ZTE Eu Wt Feb 2016 A	2016/01/28	2016/02/04
23655	SGA Societe Generale Acceptance N.V.-Haitong Sec Eu Wt Feb16A	2016/01/28	2016/02/04
24250	SGA Societe Generale Acceptance N.V.-HS H-SH Eu Put Wt Feb16D	2016/01/28	2016/02/04
23359	SGA Societe Generale Acceptance N.V.-HS H-SHARE Eu Wts Feb16A	2016/01/28	2016/02/04
24099	SGA Societe Generale Acceptance N.V.-HS H-SHARE Eu Wts Feb16B	2016/01/28	2016/02/04
24184	SGA Societe Generale Acceptance N.V.-HS H-SHARE Eu Wts Feb16C	2016/01/28	2016/02/04
24249	SGA Societe Generale Acceptance N.V.-Ping An Eu Put Wt Feb16D	2016/01/28	2016/02/04
24146	SGA Societe Generale Acceptance N.V.-Sands China Eu Wt Feb16A	2016/01/28	2016/02/04
22744	SGA Societe Generale Acceptance NV-Minsheng Bk Eu Wt Feb16 A	2016/01/28	2016/02/04
24234	SGA Societe Generale Acceptance NV-Minsheng Bk Eu Wt Feb16 B	2016/01/28	2016/02/04
21276	SGA Societe Generale Acceptance NV-NewWorld Dev Eu Wt Feb16A	2016/01/28	2016/02/04
20224	Standard Chartered Bank – MGM China European Wts Feb 2016 A	2016/01/28	2016/02/04
20993	Standard Chartered Bank – Tencent Hldg Euro Wts Feb 2016 B	2016/01/28	2016/02/04
24443	Credit Suisse AG – Tencent Holdings European Wts Feb 2016 E	2016/01/29	2016/02/05
24325	BOCI Asia Ltd. – Sinopec Corp European Warrants Feb 2016 A	2016/02/01	2016/02/11
24481	Goldman Sachs SP (Asia) – A50 China European Wts Feb 2016 A	2016/02/01	2016/02/11
24439	Goldman Sachs SP (Asia) – HKEX European Warrants Feb 2016 B	2016/02/01	2016/02/11
12677	Standard Chartered Bank – BYD European Warrants Feb 2016 A	2016/02/01	2016/02/11
24488	Standard Chartered Bank – Galaxy Ent European Wts Feb 2016 B	2016/02/01	2016/02/11
25052	BOCI Asia Ltd. – BOCL European Warrants Feb 2016 A	2016/02/02	2016/02/12
24217	BOCI Asia Ltd. – CM Bank European Warrants Feb 2016 B	2016/02/02	2016/02/12
24213	BOCI Asia Ltd. – PetroChina European Warrants Feb 2016 A	2016/02/02	2016/02/12
23948	BOCI Asia Ltd. – Tencent Holdings European Wts Feb 2016 C	2016/02/02	2016/02/12
19994	Goldman Sachs SP (Asia) – Longfor PPT European Wts Feb16A	2016/02/02	2016/02/12
24545	Goldman Sachs SP (Asia) – Sands China Euro Wts Feb 2016 A	2016/02/02	2016/02/12
24003	Standard Chartered Bank – CITIC Sec European Wts Feb 2016 A	2016/02/02	2016/02/12
20141	Standard Chartered Bank – Hanergy Solar European Wts Feb16A	2016/02/02	2016/02/12
18731	UBS AG – CM Bank European Warrants Feb 2016 A	2016/02/02	2016/02/12
24577	UBS AG – Ping An European Put Warrants Feb 2016 A	2016/02/02	2016/02/12
22276	UBS AG – ZTE European Warrants Feb 2016 A	2016/02/02	2016/02/12
11328	Bank of East Asia – Nine Dragons European Wts Feb 2016 A	2016/02/03	2016/02/15
24326	BOCI Asia Ltd. – AIA European Warrants Feb 2016 A	2016/02/04	2016/02/16
24796	BOCI Asia Ltd. – HKEX European Warrants Feb 2016 A	2016/02/04	2016/02/16
11333	Macquarie Bank Ltd-Skyworth Digital European Wts Feb 2016 A	2016/02/04	2016/02/16
23344	Standard Chartered Bank – CAM CSI300 European Wts Feb 2016 A	2016/02/04	2016/02/16
23799	Standard Chartered Bank – HKEX European Put Wts Feb 2016 C	2016/02/04	2016/02/16
24654	Standard Chartered Bank – Ping An European Wts Feb 2016 A	2016/02/04	2016/02/16
20799	UBS AG – Tencent Holdings European Put Warrants Feb 2016 B	2016/02/04	2016/02/16
21615	Bank of East Asia – Ch Comm Cons European Wts Feb 2016 A	2016/02/05	2016/02/17
22351	Bank of East Asia – China Vanke European Warrants Feb 2016 A	2016/02/05	2016/02/17
24627	Bank of East Asia – Great Wall Motor European Wts Feb 2016 A	2016/02/05	2016/02/17
21797	Macquarie Bank Ltd. – Chinares Cement European Wt Feb 2016 A	2016/02/05	2016/02/17
22034	UBS AG – China Vanke European Warrants Feb 2016 A	2016/02/12	2016/02/19
20306	UBS AG – Wynn Macau European Warrants Feb 2016 A	2016/02/15	2016/02/22
18358	BOCI Asia Ltd. – CNOOC European Warrants Feb 2016 A	2016/02/16	2016/02/23
19148	BOCI Asia Ltd. – Tencent Holdings European Wts Feb 2016 A	2016/02/16	2016/02/23
18408	Credit Suisse AG – CNOOC European Warrants Feb 2016 A	2016/02/16	2016/02/23
18308	HK Bank – CNOOC European Warrants Feb 2016 A	2016/02/16	2016/02/23
22567	Standard Chartered Bank – A50 China Euro Put Wts Feb 2016 A	2016/02/16	2016/02/23
24513	Standard Chartered Bank – AIA European Warrants Feb 2016 A	2016/02/16	2016/02/23
24126	Standard Chartered Bank – CGN Power European Warrants Feb16A	2016/02/16	2016/02/23
23082	Standard Chartered Bank – CGS European Warrants Feb 2016 A	2016/02/16	2016/02/23
16865	Standard Chartered Bank – HKEX European Warrants Feb 2016 A	2016/02/16	2016/02/23
22337	Standard Chartered Bank – Link REIT European Wts Feb 2016 A	2016/02/16	2016/02/23
21595	Standard Chartered Bank – Tencent Hldg Euro Wts Feb 2016 C	2016/02/16	2016/02/23
27839	Standard Chartered Bank-China Life European Wts Feb 2016 A	2016/02/16	2016/02/23
20559	UBS AG – Ch Railway Cons European Warrants Feb 2016 A	2016/02/16	2016/02/23
21433	UBS AG – CM Bank European Warrants Feb 2016 B	2016/02/16	2016/02/23
24745	UBS AG – Lenovo European Warrants Feb 2016 A	2016/02/16	2016/02/23
24882	UBS AG – Ping An European Warrants Feb 2016 B	2016/02/16	2016/02/23
12121	UBS AG – Ping An European Warrants Feb 2016 C	2016/02/16	2016/02/23
11056	UBS AG – Tencent Holdings European Warrants Feb 2016 D	2016/02/16	2016/02/23
24351	J P Morgan SP BV – SPDR Gold Trust European Wts Feb 2016 A	2016/02/17	2016/02/24
24655	Standard Chartered Bank – China Overseas Euro Wt Feb 2016 A	2016/02/17	2016/02/24
22794	Standard Chartered Bank – China Shenhua Euro Wts Feb 2016 A	2016/02/17	2016/02/24
21825	Standard Chartered Bank – HSBC European Warrants Feb 2016 A	2016/02/17	2016/02/24
22414	UBS AG – BOC HK European Warrants Feb 2016 A	2016/02/17	2016/02/24
29644	UBS AG – Galaxy Ent European Warrants Feb 2016 A	2016/02/17	2016/02/24
15641	Bank of East Asia – R&F Ppt European Warrants Feb 2016 A	2016/02/18	2016/02/25
27311	Standard Chartered Bank – Agricultural Bk Eur Wts Feb 2016 A	2016/02/18	2016/02/25
20685	Standard Chartered Bank – Tencent Hldg Eu Put Wts Feb 2016 A	2016/02/18	2016/02/25
24174	Standard Chartered Bank – ZTE European Warrants Feb 2016 A	2016/02/18	2016/02/25
12190	UBS AG – China Life European Warrants Feb 2016 A	2016/02/18	2016/02/25
16722	UBS AG – China Mobile European Warrants Feb 2016 A	2016/02/18	2016/02/25
11975	UBS AG – Galaxy Ent European Put Warrants Feb 2016 B	2016/02/18	2016/02/25
11026	UBS AG – HSBC European Warrants Feb 2016 A	2016/02/18	2016/02/25
20392	UBS AG – Tencent Holdings European Put Warrants Feb 2016 A	2016/02/18	2016/02/25
21718	Bank of East Asia – Agricultural Bank Euro Wts Feb 2016 A	2016/02/19	2016/02/26
20399	Credit Suisse AG – Tencent Holdings Euro Put Wts Feb 2016 B	2016/02/19	2016/02/26
26629	UBS AG – ICBC European Warrants Feb 2016 A	2016/02/19	2016/02/26
20416	BNP Paribas Arbit Issu B.V. – HSCEI European Wts Feb 2016 A	2016/02/22	2016/02/29
23940	BNP Paribas Arbit Issu B.V. – HSCEI European Wts Feb 2016 B	2016/02/22	2016/02/29
23934	BNP Paribas Arbit Issu B.V. – HSI Euro Put Wts Feb 2016 A	2016/02/22	2016/02/29
23936	BNP Paribas Arbit Issu B.V. – HSI European Wts Feb 2016 B	2016/02/22	2016/02/29

List of expired derivative warrants, 2016 (continued)

Code	Warrant	Last trading date	Delisted date
24064	BOCI Asia Ltd. – HSCEI European Warrants Feb 2016 A	2016/02/22	2016/02/29
25137	BOCI Asia Ltd. – HSI European Put Warrants Feb 2016 A	2016/02/22	2016/02/29
11676	Credit Suisse AG – China Life European Warrants Feb 2016 A	2016/02/22	2016/02/29
21853	Credit Suisse AG – China Shenhua European Wts Feb 2016 A	2016/02/22	2016/02/29
20688	Credit Suisse AG – China Vanke European Warrants Feb 2016 A	2016/02/22	2016/02/29
23536	Credit Suisse AG – CSOP A50 ETF European Warrants Feb 2016 A	2016/02/22	2016/02/29
11453	Credit Suisse AG – HKEX European Put Warrants Feb 2016 C	2016/02/22	2016/02/29
11136	Credit Suisse AG – HS H-SHARE European Warrants Feb 2016 A	2016/02/22	2016/02/29
24104	Credit Suisse AG – HSCEI European Warrants Feb 2016 A	2016/02/22	2016/02/29
24144	Credit Suisse AG – HSCEI European Warrants Feb 2016 B	2016/02/22	2016/02/29
25084	Credit Suisse AG – HSCEI European Warrants Feb 2016 C	2016/02/22	2016/02/29
21980	Credit Suisse AG – HSI European Put Warrants Feb 2016 A	2016/02/22	2016/02/29
21940	Credit Suisse AG – PetroChina European Warrants Feb 2016 A	2016/02/22	2016/02/29
24778	Goldman Sachs SP (Asia) – CSOP A50 ETF Euro Wts Feb 2016 A	2016/02/22	2016/02/29
20769	Goldman Sachs SP (Asia) – HSCEI European Warrants Feb 2016 A	2016/02/22	2016/02/29
23824	Goldman Sachs SP (Asia) – HSCEI European Warrants Feb 2016 B	2016/02/22	2016/02/29
27537	Goldman Sachs SP (Asia) – HSI European Put Wts Feb 2016 A	2016/02/22	2016/02/29
20463	Goldman Sachs SP (Asia) – HSI European Put Wts Feb 2016 B	2016/02/22	2016/02/29
24775	Goldman Sachs SP (Asia) – Ping An European Wts Feb 2016 A	2016/02/22	2016/02/29
24777	Goldman Sachs SP (Asia) – Ping An European Wts Feb 2016 B	2016/02/22	2016/02/29
25023	Goldman Sachs SP (Asia) – Ping An European Wts Feb 2016 C	2016/02/22	2016/02/29
24735	HK Bank – HSCEI European Warrants Feb 2016 A	2016/02/22	2016/02/29
24724	HK Bank – HSI European Put Warrants Feb 2016 A	2016/02/22	2016/02/29
24731	HK Bank – HSI European Warrants Feb 2016 B	2016/02/22	2016/02/29
25131	HK Bank – HSI European Warrants Feb 2016 C	2016/02/22	2016/02/29
23913	J P Morgan SP BV – HSCEI European Put Warrants Feb 2016 F	2016/02/22	2016/02/29
20508	J P Morgan SP BV – HSCEI European Wts Feb 2016 A	2016/02/22	2016/02/29
21468	J P Morgan SP BV – HSCEI European Wts Feb 2016 B	2016/02/22	2016/02/29
23558	J P Morgan SP BV – HSCEI European Wts Feb 2016 E	2016/02/22	2016/02/29
23908	J P Morgan SP BV – HSI European Put Warrants Feb 2016 E	2016/02/22	2016/02/29
21744	J P Morgan SP BV – HSI European Put Warrants Feb 2016 G	2016/02/22	2016/02/29
23329	J P Morgan SP BV – HSI European Warrants Feb 2016 A	2016/02/22	2016/02/29
23557	J P Morgan SP BV – HSI European Warrants Feb 2016 C	2016/02/22	2016/02/29
23789	J P Morgan SP BV – HSI European Warrants Feb 2016 D	2016/02/22	2016/02/29
24412	J P Morgan SP BV – HSI European Warrants Feb 2016 F	2016/02/22	2016/02/29
17158	J P Morgan SP BV – TCL Comm European Warrants Feb 2016 A	2016/02/22	2016/02/29
20963	SGA Societe Generale Acceptance N.V. – HSCEI Eu Wt Feb 2016A	2016/02/22	2016/02/29
21208	SGA Societe Generale Acceptance N.V. – HSCEI Eu Wt Feb 2016B	2016/02/22	2016/02/29
23785	SGA Societe Generale Acceptance N.V. – HSCEI Eu Wt Feb 2016C	2016/02/22	2016/02/29
24547	SGA Societe Generale Acceptance N.V. – HSCEI Eu Wt Feb 2016E	2016/02/22	2016/02/29
24340	SGA Societe Generale Acceptance N.V. – HSI Eur Wt Feb 2016 B	2016/02/22	2016/02/29
24812	SGA Societe Generale Acceptance N.V. – HSI Eur Wt Feb 2016 C	2016/02/22	2016/02/29
24233	SGA Societe Generale Acceptance N.V. –HSCEI Eu Put Wt Feb16D	2016/02/22	2016/02/29
23860	SGA Societe Generale Acceptance N.V. –HSI Eu Put Wt Feb 16 A	2016/02/22	2016/02/29
20690	Standard Chartered Bank – Ch Comm Cons Eur Wts Feb 2016 A	2016/02/22	2016/02/29
24583	Standard Chartered Bank – CRRG European Warrants Feb 2016 A	2016/02/22	2016/02/29
20745	Standard Chartered Bank – HSCEI European Warrants Feb 2016 A	2016/02/22	2016/02/29
25285	Standard Chartered Bank – HSCEI European Warrants Feb 2016 C	2016/02/22	2016/02/29
22529	UBS AG – China Vanke European Warrants Feb 2016 B	2016/02/22	2016/02/29
23424	UBS AG – HSCEI European Warrants Feb 2016 A	2016/02/22	2016/02/29
25161	UBS AG – HSI European Warrants Feb 2016 A	2016/02/22	2016/02/29
18752	Bank of East Asia – Kingsoft European Warrants Feb 2016 A	2016/02/23	2016/03/01
22944	Bank of East Asia – CKP European Warrants Feb 2016 A	2016/02/23	2016/03/01
24717	Bank of East Asia – Yanzhou Coal European Wts Feb 2016 A	2016/02/23	2016/03/01
25051	BOCI Asia Ltd. – China Life European Warrants Feb 2016 A	2016/02/23	2016/03/01
23956	BOCI Asia Ltd. – CITIC Sec European Warrants Feb 2016 A	2016/02/23	2016/03/01
13445	BOCI Asia Ltd. – CM Bank European Warrants Feb 2016 A	2016/02/23	2016/03/01
22437	BOCI Asia Ltd. – Tencent Holdings European Wts Feb 2016 B	2016/02/23	2016/03/01
25156	Credit Suisse AG – Agricultural Bank European Wts Feb 2016 A	2016/02/23	2016/03/01
12142	Credit Suisse AG – AIA European Put Warrants Feb 2016 B	2016/02/23	2016/03/01
20169	Credit Suisse AG – AIA European Warrants Feb 2016 C	2016/02/23	2016/03/01
25151	Credit Suisse AG – China Cinda European Warrants Feb 2016 A	2016/02/23	2016/03/01
25150	Credit Suisse AG – CITIC Sec European Warrants Feb 2016 A	2016/02/23	2016/03/01
23459	Credit Suisse AG – CRCC European Warrants Feb 2016 A	2016/02/23	2016/03/01
25149	Credit Suisse AG – Greatwall Motor European Wts Feb 2016 A	2016/02/23	2016/03/01
25106	Credit Suisse AG – Haitong Sec European Warrants Feb 2016 A	2016/02/23	2016/03/01
20881	Credit Suisse AG – HKEX European Warrants Feb 2016 A	2016/02/23	2016/03/01
24681	Credit Suisse AG – HSBC European Wts Feb 2016 A	2016/02/23	2016/03/01
25096	Credit Suisse AG – ICBC European Warrants Feb 2016 A	2016/02/23	2016/03/01
24876	Credit Suisse AG – Lenovo European Warrants Feb 2016 A	2016/02/23	2016/03/01
24965	Credit Suisse AG – Link REIT European Warrants Feb 2016 A	2016/02/23	2016/03/01
24501	Credit Suisse AG – Ping An European Warrants Feb 2016 B	2016/02/23	2016/03/01
24588	Credit Suisse AG – Ping An European Warrants Feb 2016 C	2016/02/23	2016/03/01
24666	Credit Suisse AG – Sands China European Put Wts Feb 2016 B	2016/02/23	2016/03/01
24664	Credit Suisse AG – Sands China European Warrants Feb 2016 A	2016/02/23	2016/03/01
22840	Credit Suisse AG – Shimao Property European Warrants Feb16 A	2016/02/23	2016/03/01
17407	Credit Suisse AG – Tencent Holdings European Wts Feb 2016 A	2016/02/23	2016/03/01
20869	Credit Suisse AG – Tencent Holdings European Wts Feb 2016 C	2016/02/23	2016/03/01
23370	Credit Suisse AG – Tencent Holdings European Wts Feb 2016 D	2016/02/23	2016/03/01
24923	Goldman Sachs SP (Asia) – Agri Bk European Wts Feb 2016 A	2016/02/23	2016/03/01
23177	Goldman Sachs SP (Asia) – Ch Comm Cons Euro Wts Feb 2016 A	2016/02/23	2016/03/01
25220	Goldman Sachs SP (Asia) – China Mobile Euro Wts Feb 2016 A	2016/02/23	2016/03/01
20181	Goldman Sachs SP (Asia) –Tencent European Wt Feb 2016 A	2016/02/23	2016/03/01
24477	HK Bank – Agricultural Bank European Warrants Feb 2016 A	2016/02/23	2016/03/01
24609	HK Bank – AIA European Warrants Feb 2016 B	2016/02/23	2016/03/01
24559	HK Bank – BOCL European Warrants Feb 2016 A	2016/02/23	2016/03/01
24510	HK Bank – CAM CSI300 European Warrants Feb 2016 A	2016/02/23	2016/03/01

List of expired derivative warrants, 2016 (continued)

Code	Warrant	Last trading date	Delisted date
24475	HK Bank – CC Bank European Warrants Feb 2016 A	2016/02/23	2016/03/01
25299	HK Bank – CC Bank European Warrants Feb 2016 B	2016/02/23	2016/03/01
24610	HK Bank – Ch Ship Cont European Warrants Feb 2016 A	2016/02/23	2016/03/01
24616	HK Bank – China Life European Warrants Feb 2016 A	2016/02/23	2016/03/01
11510	HK Bank – China Life European Warrants Feb 2016 B	2016/02/23	2016/03/01
24736	HK Bank – China Mobile European Warrants Feb 2016 A	2016/02/23	2016/03/01
24723	HK Bank – China Overseas European Warrants Feb 2016 A	2016/02/23	2016/03/01
21632	HK Bank – China Shenhua European Warrants Feb 2016 A	2016/02/23	2016/03/01
24612	HK Bank – CITIC Sec European Warrants Feb 2016 A	2016/02/23	2016/03/01
26216	HK Bank – CNOOC European Warrants Feb 2016 B	2016/02/23	2016/03/01
24822	HK Bank – Foxconn European Warrants Feb 2016 A	2016/02/23	2016/03/01
24608	HK Bank – Galaxy Ent European Put Warrants Feb 2016 A	2016/02/23	2016/03/01
24951	HK Bank – Galaxy Ent European Warrants Feb 2016 B	2016/02/23	2016/03/01
24611	HK Bank – GCL-Poly Energy European Warrants Feb 2016 A	2016/02/23	2016/03/01
24650	HK Bank – Geely Auto European Warrants Feb 2016 A	2016/02/23	2016/03/01
24282	HK Bank – Greatwall Motor European Warrants Feb 2016 A	2016/02/23	2016/03/01
25130	HK Bank – HKEX European Warrants Feb 2016 A	2016/02/23	2016/03/01
24814	HK Bank – Kingsoft European Warrants Feb 2016 A	2016/02/23	2016/03/01
25031	HK Bank – Lenovo European Warrants Feb 2016 A	2016/02/23	2016/03/01
24613	HK Bank – PetroChina European Warrants Feb 2016 A	2016/02/23	2016/03/01
25292	HK Bank – PetroChina European Warrants Feb 2016 B	2016/02/23	2016/03/01
21802	HK Bank – PICC European Warrants Feb 2016 A	2016/02/23	2016/03/01
24471	HK Bank – Ping An European Warrants Feb 2016 A	2016/02/23	2016/03/01
24557	HK Bank – Ping An European Warrants Feb 2016 B	2016/02/23	2016/03/01
24953	HK Bank – Ping An European Warrants Feb 2016 C	2016/02/23	2016/03/01
25294	HK Bank – Ping An European Warrants Feb 2016 D	2016/02/23	2016/03/01
24950	HK Bank – Sinopec Corp European Warrants Feb 2016 A	2016/02/23	2016/03/01
26221	HK Bank – Sinopec Corp European Warrants Feb 2016 B	2016/02/23	2016/03/01
20400	HK Bank – Tencent European Put Warrants Feb 2016 A	2016/02/23	2016/03/01
21047	HK Bank – Tencent European Put Warrants Feb 2016 C	2016/02/23	2016/03/01
20976	HK Bank – Tencent European Warrants Feb 2016 B	2016/02/23	2016/03/01
21280	HK Bank – Tencent European Warrants Feb 2016 D	2016/02/23	2016/03/01
24823	HK Bank – Tencent European Warrants Feb 2016 E	2016/02/23	2016/03/01
24317	HK Bank – Zijin Mining European Warrants Feb 2016 A	2016/02/23	2016/03/01
20682	HK Bank – ZTE European Warrants Feb 2016 A	2016/02/23	2016/03/01
20625	J P Morgan SP BV – Ch Railway Cons European Wts Feb 2016 A	2016/02/23	2016/03/01
16570	J P Morgan SP BV – CM Bank European Warrants Feb 2016 A	2016/02/23	2016/03/01
19907	J P Morgan SP BV – CNOOC European Warrants Feb 2016 A	2016/02/23	2016/03/01
23189	J P Morgan SP BV – CSOP A50 ETF European Warrants Feb 2016 A	2016/02/23	2016/03/01
19873	J P Morgan SP BV – Tencent European Warrants Feb 2016 A	2016/02/23	2016/03/01
25058	Standard Chartered Bank – CC Bank European Wts Feb 2016 A	2016/02/23	2016/03/01
20907	Standard Chartered Bank – CRCC European Warrants Feb 2016 A	2016/02/23	2016/03/01
23005	Standard Chartered Bank – Galaxy Ent European Wts Feb 2016 A	2016/02/23	2016/03/01
25066	Standard Chartered Bank – ICBC European Warrants Feb 2016 A	2016/02/23	2016/03/01
25059	Standard Chartered Bank – Ping An European Wts Feb 2016 B	2016/02/23	2016/03/01
24190	Standard Chartered Bank – Sinopec Corp Euro Wts Feb 2016 A	2016/02/23	2016/03/01
23800	Standard Chartered Bank – Kingsoft European Wts Feb 2016 A	2016/02/23	2016/03/01
25308	UBS AG – AIA European Warrants Feb 2016 A	2016/02/23	2016/03/01
25313	UBS AG – CC Bank European Warrants Feb 2016 A	2016/02/23	2016/03/01
21465	UBS AG – China Shenhua European Warrants Feb 2016 A	2016/02/23	2016/03/01
17871	UBS AG – CNOOC European Warrants Feb 2016 A	2016/02/23	2016/03/01
14403	UBS AG – HKEX European Warrants Feb 2016 A	2016/02/23	2016/03/01
14661	UBS AG – HKEX European Warrants Feb 2016 B	2016/02/23	2016/03/01
12122	UBS AG – Sands China European Warrants Feb 2016 A	2016/02/23	2016/03/01
23434	UBS AG – SPDR Gold Trust European Warrants Feb 2016 A	2016/02/23	2016/03/01
25836	Credit Suisse AG – AIA European Warrants Mar 2016 A	2016/02/24	2016/03/02
25837	Credit Suisse AG – CC Bank European Warrants Mar 2016 A	2016/02/24	2016/03/02
25834	Credit Suisse AG – China Life European Warrants Mar 2016 A	2016/02/24	2016/03/02
25829	Credit Suisse AG – HKEX European Warrants Mar 2016 C	2016/02/24	2016/03/02
11943	Credit Suisse AG – Minsheng Bank European Wts Mar 2016 A	2016/02/24	2016/03/02
25835	Credit Suisse AG – Ping An European Warrants Mar 2016 B	2016/02/24	2016/03/02
25607	HK Bank – China Life European Warrants Mar 2016 A	2016/02/24	2016/03/02
25609	HK Bank – China Mobile European Warrants Mar 2016 A	2016/02/24	2016/03/02
25608	HK Bank – Tencent European Warrants Mar 2016 C	2016/02/24	2016/03/02
26040	J P Morgan SP BV – A50 China European Warrants Mar 2016 A	2016/02/24	2016/03/02
23894	J P Morgan SP BV – Agricultural Bk Euro Warrants Mar 2016 A	2016/02/24	2016/03/02
23572	J P Morgan SP BV – CAM CSI300 European Warrants Mar 2016 A	2016/02/24	2016/03/02
24672	J P Morgan SP BV – CC Bank European Wts Mar 2016 A	2016/02/24	2016/03/02
24700	J P Morgan SP BV – CC Bank European Wts Mar 2016 B	2016/02/24	2016/03/02
20788	J P Morgan SP BV – CGS European Warrants Mar 2016 A	2016/02/24	2016/03/02
20719	J P Morgan SP BV – Ch Comm Cons European Warrants Mar 2016 A	2016/02/24	2016/03/02
23902	J P Morgan SP BV – Ch Overseas European Warrants Mar 2016 A	2016/02/24	2016/03/02
24042	J P Morgan SP BV – CHALCO European Warrants Mar 2016 A	2016/02/24	2016/03/02
20851	J P Morgan SP BV – Chi Res Land European Warrants Mar 2016 A	2016/02/24	2016/03/02
24037	J P Morgan SP BV – China Coal European Warrants Mar 2016 A	2016/02/24	2016/03/02
20154	J P Morgan SP BV – China Mob European Wts Mar 2016 A	2016/02/24	2016/03/02
20848	J P Morgan SP BV – China Shenhua European Wts Mar 2016 A	2016/02/24	2016/03/02
23340	J P Morgan SP BV – China Vanke European Warrants Mar 2016 A	2016/02/24	2016/03/02
23906	J P Morgan SP BV – CITIC Sec European Warrants Mar 2016 A	2016/02/24	2016/03/02
27089	J P Morgan SP BV – Galaxy Ent European Warrants Mar 2016 B	2016/02/24	2016/03/02
24605	J P Morgan SP BV – Haitong Int'l European Warrants Mar 2016A	2016/02/24	2016/03/02
20671	J P Morgan SP BV – HKEX European Warrants Mar 2016 A	2016/02/24	2016/03/02
26050	J P Morgan SP BV – HS H-SHARE European Warrants Mar 2016 A	2016/02/24	2016/03/02
24658	J P Morgan SP BV – ICBC European Warrants Mar 2016 A	2016/02/24	2016/03/02
23907	J P Morgan SP BV – Kingsoft European Warrants Mar 2016 A	2016/02/24	2016/03/02
13497	J P Morgan SP BV – Minsheng Bank European Wts Mar 2016 A	2016/02/24	2016/03/02
14952	J P Morgan SP BV – R&F Ppt European Warrants Mar 2016 A	2016/02/24	2016/03/02

List of expired derivative warrants, 2016 (continued)

Code	Warrant	Last trading date	Delisted date
27182	J P Morgan SP BV – Sands China European Warrants Mar 2016 B	2016/02/24	2016/03/02
20866	J P Morgan SP BV – Tencent European Warrants Mar 2016 B	2016/02/24	2016/03/02
20024	Standard Chartered Bank – MTRC European Warrants Mar 2016 A	2016/02/24	2016/03/02
24582	Standard Chartered Bank – Sands China Eu Put Wts Mar 2016 A	2016/02/24	2016/03/02
25648	UBS AG – Galaxy Ent European Warrants Mar 2016 A	2016/02/24	2016/03/02
25643	UBS AG – HSBC European Warrants Mar 2016 B	2016/02/24	2016/03/02
18491	BNP Paribas Arbit Issu B.V. – Chi Res Land Eu Wt Mar 2016 A	2016/02/25	2016/03/03
20096	BNP Paribas Arbit Issu B.V. – AIA European Put Wt Mar 2016 A	2016/02/25	2016/03/03
25264	BNP Paribas Arbit Issu B.V. – AIA European Wts Mar 2016 B	2016/02/25	2016/03/03
25704	BNP Paribas Arbit Issu B.V. – BankComm Euro Wts Mar 2016 A	2016/02/25	2016/03/03
25244	BNP Paribas Arbit Issu B.V. – BJ Ent Water Euro Wts Mar 16 A	2016/02/25	2016/03/03
25072	BNP Paribas Arbit Issu B.V. – BOCL European Wts Mar 2016 A	2016/02/25	2016/03/03
25068	BNP Paribas Arbit Issu B.V. – CAM CSI300 Euro Wts Mar 2016 A	2016/02/25	2016/03/03
14544	BNP Paribas Arbit Issu B.V. – CAM CSI300 Euro Wts Mar 2016 B	2016/02/25	2016/03/03
24710	BNP Paribas Arbit Issu B.V. – CC Bank Euro Wts Mar 2016 A	2016/02/25	2016/03/03
23525	BNP Paribas Arbit Issu B.V. – Ch Comm Cons Eur Wt Mar 2016 A	2016/02/25	2016/03/03
25268	BNP Paribas Arbit Issu B.V. – Ch Mobile Euro Wts Mar 2016 A	2016/02/25	2016/03/03
25665	BNP Paribas Arbit Issu B.V. – Ch Mobile Euro Wts Mar 2016 B	2016/02/25	2016/03/03
22064	BNP Paribas Arbit Issu B.V. – Ch Mobile Euro Wts Mar 2016 C	2016/02/25	2016/03/03
17436	BNP Paribas Arbit Issu B.V. – Ch Oilfield Eur Wts Mar 2016 A	2016/02/25	2016/03/03
22386	BNP Paribas Arbit Issu B.V. – Ch Shenhua Euro Wts Mar 2016 A	2016/02/25	2016/03/03
22066	BNP Paribas Arbit Issu B.V. – Ch Ship Cont Eur Wt Mar 2016 A	2016/02/25	2016/03/03
25259	BNP Paribas Arbit Issu B.V. – China Life Euro Wts Mar 2016 A	2016/02/25	2016/03/03
25656	BNP Paribas Arbit Issu B.V. – China Life Euro Wts Mar 2016 B	2016/02/25	2016/03/03
21385	BNP Paribas Arbit Issu B.V. – China Overseas Eu Wt Mar 2016A	2016/02/25	2016/03/03
22062	BNP Paribas Arbit Issu B.V. – China Tel Euro Wts Mar 2016 A	2016/02/25	2016/03/03
24756	BNP Paribas Arbit Issu B.V. – CITIC Bank Euro Wts Mar 2016 A	2016/02/25	2016/03/03
24935	BNP Paribas Arbit Issu B.V. – CITIC Sec Euro Wts Mar 2016 A	2016/02/25	2016/03/03
25075	BNP Paribas Arbit Issu B.V. – CKP European Warrants Mar 16 A	2016/02/25	2016/03/03
18424	BNP Paribas Arbit Issu B.V. – CNOOC European Wts Mar 2016 A	2016/02/25	2016/03/03
20572	BNP Paribas Arbit Issu B.V. – CRCC European Wts Mar 2016 A	2016/02/25	2016/03/03
23242	BNP Paribas Arbit Issu B.V. – CSOP A50 ETF Eu Wts Mar 2016 A	2016/02/25	2016/03/03
25687	BNP Paribas Arbit Issu B.V. – Galaxy Ent Euro Wts Mar 2016 A	2016/02/25	2016/03/03
25248	BNP Paribas Arbit Issu B.V. – Greatwall Motor Eu Wt Mar 16 A	2016/02/25	2016/03/03
22200	BNP Paribas Arbit Issu B.V. – HKEX Euro Put Wts Mar 2016 C	2016/02/25	2016/03/03
20619	BNP Paribas Arbit Issu B.V. – HKEX European Wts Mar 2016 A	2016/02/25	2016/03/03
21383	BNP Paribas Arbit Issu B.V. – HKEX European Wts Mar 2016 B	2016/02/25	2016/03/03
25254	BNP Paribas Arbit Issu B.V. – HKEX European Wts Mar 2016 D	2016/02/25	2016/03/03
25258	BNP Paribas Arbit Issu B.V. – HSBC European Wts Mar 2016 A	2016/02/25	2016/03/03
16901	BNP Paribas Arbit Issu B.V. – Huishan Dairy Eu Wt Mar 2016 A	2016/02/25	2016/03/03
25274	BNP Paribas Arbit Issu B.V. – ICBC European Wts Mar 2016 A	2016/02/25	2016/03/03
25697	BNP Paribas Arbit Issu B.V. – ICBC European Wts Mar 2016 B	2016/02/25	2016/03/03
24753	BNP Paribas Arbit Issu B.V. – KECL European Wts Mar 2016 A	2016/02/25	2016/03/03
24929	BNP Paribas Arbit Issu B.V. – Kingsoft Euro Wts Mar 2016 A	2016/02/25	2016/03/03
24378	BNP Paribas Arbit Issu B.V. – PetroCh Euro Wts Mar 2016 A	2016/02/25	2016/03/03
11101	BNP Paribas Arbit Issu B.V. – PetroCh Euro Wts Mar 2016 B	2016/02/25	2016/03/03
24704	BNP Paribas Arbit Issu B.V. – Ping An European Wt Mar 2016 A	2016/02/25	2016/03/03
25069	BNP Paribas Arbit Issu B.V. – Ping An European Wt Mar 2016 B	2016/02/25	2016/03/03
25667	BNP Paribas Arbit Issu B.V. – Ping An European Wt Mar 2016 C	2016/02/25	2016/03/03
14199	BNP Paribas Arbit Issu B.V. – R&F Ppt Euro Wts Mar 2016 A	2016/02/25	2016/03/03
25703	BNP Paribas Arbit Issu B.V. – Sands China Euro Wt Mar 2016 A	2016/02/25	2016/03/03
22061	BNP Paribas Arbit Issu B.V. – Sh Ind H European Wts Mar 16 A	2016/02/25	2016/03/03
22087	BNP Paribas Arbit Issu B.V. – Shimao Ppt Euro Wts Mar 2016 A	2016/02/25	2016/03/03
20661	BNP Paribas Arbit Issu B.V. – Sinopec Corp Eu Wts Mar 2016 A	2016/02/25	2016/03/03
25668	BNP Paribas Arbit Issu B.V. – Sinopec Corp Eu Wts Mar 2016 B	2016/02/25	2016/03/03
19713	BNP Paribas Arbit Issu B.V. – ZTE European Wts Mar 2016 A	2016/02/25	2016/03/03
21529	BNP Paribas Arbit Issu B.V. – ZTE European Wts Mar 2016 B	2016/02/25	2016/03/03
19065	BNP Paribas Arbit Issu B.V. – Tencent Hldgs Eu Wt Mar 2016 A	2016/02/25	2016/03/03
26445	Credit Suisse AG – China Mobile European Put Wts Mar 2016 A	2016/02/25	2016/03/03
26979	Credit Suisse AG – Galaxy Ent European Warrants Mar 2016 A	2016/02/25	2016/03/03
26442	Credit Suisse AG – HSBC European Wts Mar 2016 A	2016/02/25	2016/03/03
27029	Credit Suisse AG – PetroChina European Warrants Mar 2016 A	2016/02/25	2016/03/03
26454	Credit Suisse AG – Ping An European Put Warrants Mar 2016 C	2016/02/25	2016/03/03
22137	Goldman Sachs SP (Asia) – CSOP A50 ETF Euro Wts Mar 2016 A	2016/02/25	2016/03/03
13239	HK Bank – Minsheng Bank European Warrants Mar 2016 A	2016/02/25	2016/03/03
25129	HK Bank – Sands China European Warrants Mar 2016 A	2016/02/25	2016/03/03
18515	HK Bank – Tencent European Warrants Mar 2016 A	2016/02/25	2016/03/03
24698	J P Morgan SP BV – Agricultural Bk Euro Warrants Mar 2016 B	2016/02/25	2016/03/03
23665	J P Morgan SP BV – China Life European Warrants Mar 2016 A	2016/02/25	2016/03/03
24973	J P Morgan SP BV – China Life European Warrants Mar 2016 B	2016/02/25	2016/03/03
24701	J P Morgan SP BV – CITIC Bank European Warrants Mar 2016 A	2016/02/25	2016/03/03
22769	J P Morgan SP BV – CM Bank European Warrants Mar 2016 A	2016/02/25	2016/03/03
18947	J P Morgan SP BV – Galaxy Ent European Put Wts Mar 2016 D	2016/02/25	2016/03/03
25117	J P Morgan SP BV – Galaxy Ent European Warrants Mar 2016 A	2016/02/25	2016/03/03
23126	J P Morgan SP BV – Greatwall Motor European Wts Mar 2016 A	2016/02/25	2016/03/03
23663	J P Morgan SP BV – HKEX European Warrants Mar 2016 B	2016/02/25	2016/03/03
22989	J P Morgan SP BV – KECL European Warrants Mar 2016 A	2016/02/25	2016/03/03
26071	J P Morgan SP BV – PetroChina European Warrants Mar 2016 A	2016/02/25	2016/03/03
23903	J P Morgan SP BV – Ping An European Warrants Mar 2016 A	2016/02/25	2016/03/03
24671	J P Morgan SP BV – Sands China European Warrants Mar 2016 A	2016/02/25	2016/03/03
22626	J P Morgan SP BV – Sh Electric European Warrants Mar 2016 A	2016/02/25	2016/03/03
24421	J P Morgan SP BV – Sinopec Corp European Warrants Mar 2016 A	2016/02/25	2016/03/03
20271	J P Morgan SP BV – Tencent European Put Warrants Mar 2016 A	2016/02/25	2016/03/03
20291	J P Morgan SP BV – Wynn Macau European Warrants Mar 2016 A	2016/02/25	2016/03/03
21946	J P Morgan SP BV – ZTE European Warrants Mar 2016 A	2016/02/25	2016/03/03
24960	Macquarie Bank Ltd. – BankComm European Warrants Mar 2016 A	2016/02/25	2016/03/03
21957	Macquarie Bank Ltd. – BOCL European Warrants Mar 2016 A	2016/02/25	2016/03/03

List of expired derivative warrants, 2016 (continued)

Code	Warrant	Last trading date	Delisted date
24397	Macquarie Bank Ltd. – BOCL European Warrants Mar 2016 B	2016/02/25	2016/03/03
24453	Macquarie Bank Ltd. – BYD European Warrants Mar 2016 A	2016/02/25	2016/03/03
24286	Macquarie Bank Ltd. – CC Bank European Warrants Mar 2016 A	2016/02/25	2016/03/03
24682	Macquarie Bank Ltd. – CC Bank European Warrants Mar 2016 B	2016/02/25	2016/03/03
21103	Macquarie Bank Ltd. – Ch Ship Cont European Wts Mar 2016 A	2016/02/25	2016/03/03
23978	Macquarie Bank Ltd. – Chi Res Land European Wts Mar 2016 A	2016/02/25	2016/03/03
22281	Macquarie Bank Ltd. – China Agri European Wts Mar 2016 A	2016/02/25	2016/03/03
23614	Macquarie Bank Ltd. – China Life European Wts Mar 2016 A	2016/02/25	2016/03/03
24400	Macquarie Bank Ltd. – China Life European Wts Mar 2016 B	2016/02/25	2016/03/03
24395	Macquarie Bank Ltd. – China Mobile European Put Wts Mar16A	2016/02/25	2016/03/03
25365	Macquarie Bank Ltd. – China Mobile European Wts Mar 2016 B	2016/02/25	2016/03/03
22705	Macquarie Bank Ltd. – China Mobile European Wts Mar 2016 C	2016/02/25	2016/03/03
24964	Macquarie Bank Ltd. – China Res Gas European Wts Mar 2016 A	2016/02/25	2016/03/03
23695	Macquarie Bank Ltd. – China Taiping European Wts Mar 2016 A	2016/02/25	2016/03/03
23302	Macquarie Bank Ltd. – China Tel European Warrants Mar 2016 A	2016/02/25	2016/03/03
24683	Macquarie Bank Ltd. – CITIC Bank European Wts Mar 2016 A	2016/02/25	2016/03/03
23278	Macquarie Bank Ltd. – CITIC Sec European Warrants Mar 2016 A	2016/02/25	2016/03/03
15145	Macquarie Bank Ltd. – CMS European Warrants Mar 2016 A	2016/02/25	2016/03/03
24529	Macquarie Bank Ltd. – CNBM European Warrants Mar 2016 A	2016/02/25	2016/03/03
23741	Macquarie Bank Ltd. – CNOOC European Warrants Mar 2016 A	2016/02/25	2016/03/03
24606	Macquarie Bank Ltd. – CNOOC European Warrants Mar 2016 B	2016/02/25	2016/03/03
23543	Macquarie Bank Ltd. – CPIC European Warrants Mar 2016 A	2016/02/25	2016/03/03
21902	Macquarie Bank Ltd. – Foxconn European Warrants Mar 2016 A	2016/02/25	2016/03/03
25391	Macquarie Bank Ltd. – Galaxy Ent European Put Wts Mar 2016 A	2016/02/25	2016/03/03
19113	Macquarie Bank Ltd. – Galaxy Ent European Wts Mar 2016 B	2016/02/25	2016/03/03
17086	Macquarie Bank Ltd. – Gome European Warrants Mar 2016 A	2016/02/25	2016/03/03
24738	Macquarie Bank Ltd. – HKEX European Put Warrants Mar 2016 B	2016/02/25	2016/03/03
25367	Macquarie Bank Ltd. – HKEX European Put Warrants Mar 2016 C	2016/02/25	2016/03/03
23747	Macquarie Bank Ltd. – HKEX European Warrants Mar 2016 A	2016/02/25	2016/03/03
22707	Macquarie Bank Ltd. – HKEX European Warrants Mar 2016 D	2016/02/25	2016/03/03
24450	Macquarie Bank Ltd. – HSBC European Put Warrants Mar 2016 A	2016/02/25	2016/03/03
24648	Macquarie Bank Ltd. – ICBC European Warrants Mar 2016 A	2016/02/25	2016/03/03
22257	Macquarie Bank Ltd. – Kingsoft European Warrants Mar 2016 A	2016/02/25	2016/03/03
23697	Macquarie Bank Ltd. – Kingsoft European Warrants Mar 2016 B	2016/02/25	2016/03/03
24659	Macquarie Bank Ltd. – Lenovo European Warrants Mar 2016 A	2016/02/25	2016/03/03
12585	Macquarie Bank Ltd. – MTRC European Warrants Mar 2016 A	2016/02/25	2016/03/03
21861	Macquarie Bank Ltd. – NCI European Warrants Mar 2016 A	2016/02/25	2016/03/03
24607	Macquarie Bank Ltd. – NCI European Warrants Mar 2016 B	2016/02/25	2016/03/03
22693	Macquarie Bank Ltd. – PICC Group European Wts Mar 2016 A	2016/02/25	2016/03/03
25056	Macquarie Bank Ltd. – Ping An European Warrants Mar 2016 A	2016/02/25	2016/03/03
24676	Macquarie Bank Ltd. – Sands China European Wts Mar 2016 B	2016/02/25	2016/03/03
22694	Macquarie Bank Ltd. – Shimao Ppt European Wts Mar 2016 A	2016/02/25	2016/03/03
23300	Macquarie Bank Ltd. – Stanchart European Warrants Mar 2016 A	2016/02/25	2016/03/03
25386	Macquarie Bank Ltd. – Tencent European Put Wts Mar 2016 C	2016/02/25	2016/03/03
24961	Macquarie Bank Ltd. – Tencent European Warrants Mar 2016 A	2016/02/25	2016/03/03
24962	Macquarie Bank Ltd. – Tencent European Warrants Mar 2016 B	2016/02/25	2016/03/03
25389	Macquarie Bank Ltd. – Tencent European Warrants Mar 2016 D	2016/02/25	2016/03/03
23574	Macquarie Bank Ltd. – Wynn Macau European Wts Mar 2016 A	2016/02/25	2016/03/03
22856	Macquarie Bank Ltd. – Yanzhou Coal European Wts Mar 2016 A	2016/02/25	2016/03/03
24500	Macquarie Bank Ltd. -Greatwall Motor European Wts Mar 2016 A	2016/02/25	2016/03/03
23251	Macquarie Bank Ltd. -Sands China European Put Wts Mar 2016 A	2016/02/25	2016/03/03
22899	Macquarie Bank Ltd. -Agricultural Bk Euro Warrants Mar 2016 A	2016/02/25	2016/03/03
23778	Macquarie Bank Ltd. -Agricultural Bk Euro Warrants Mar 2016 B	2016/02/25	2016/03/03
19950	SGA Societe Generale Acceptance N.V. – CNOOC Eu Wt Mar 2016A	2016/02/25	2016/03/03
18315	SGA Societe Generale Acceptance N.V. – HKEX Eu Wt Mar 2016 A	2016/02/25	2016/03/03
20479	SGA Societe Generale Acceptance N.V. – Wynn Eu Wt Mar 2016 A	2016/02/25	2016/03/03
18061	SGA Societe Generale Acceptance N.V. -CLife Eu Wt Mar 2016 A	2016/02/25	2016/03/03
21397	SGA Societe Generale Acceptance N.V. -Shenhua Eu Wt Mar 16 A	2016/02/25	2016/03/03
18508	SGA Societe Generale Acceptance N.V. -Tencent Eu Wt Mar 16 A	2016/02/25	2016/03/03
22097	SGA Societe Generale Acceptance N.V. -Tencent Eu Wt Mar 16 B	2016/02/25	2016/03/03
22014	SGA Societe Generale Acceptance N.V. -Shimao Ppt Eu Wt Mar16A	2016/02/25	2016/03/03
21507	SGA Societe Generale Acceptance NV-CSOP A50 ETF Eu Wt Mar16A	2016/02/25	2016/03/03
21737	SGA Societe Generale Acceptance NV-CSOP A50 Eu Put Wt Mar16B	2016/02/25	2016/03/03
24526	Standard Chartered Bank – Ping An European Wts Mar 2016 A	2016/02/25	2016/03/03
24527	Standard Chartered Bank – Tencent Hldg Euro Wts Mar 2016 A	2016/02/25	2016/03/03
18696	UBS AG – China Life European Warrants Mar 2016 B	2016/02/25	2016/03/03
12192	UBS AG – ICBC European Warrants Mar 2016 A	2016/02/25	2016/03/03
25042	BOCI Asia Ltd. – PetroChina European Warrants Mar 2016 A	2016/02/26	2016/03/04
12254	Credit Suisse AG – Agricultural Bank European Wts Mar 2016 A	2016/02/26	2016/03/04
22714	Goldman Sachs SP (Asia) – Fosun Intl European Wts Mar 2016 A	2016/02/26	2016/03/04
24603	J P Morgan SP BV – NCI European Warrants Mar 2016 A	2016/02/26	2016/03/04
25612	SGA Societe Generale Acceptance N.V. – AIA Eur Wt Mar 2016 A	2016/02/26	2016/03/04
22406	SGA Societe Generale Acceptance N.V. – BOCHK Eu Wt Mar 2016A	2016/02/26	2016/03/04
27917	SGA Societe Generale Acceptance N.V. – BOCL Eu Wt Mar 2016 A	2016/02/26	2016/03/04
24862	SGA Societe Generale Acceptance N.V. – CCB Eur Wt Mar 2016 A	2016/02/26	2016/03/04
23183	SGA Societe Generale Acceptance N.V. – CGS Euro Wts Mar 16 A	2016/02/26	2016/03/04
24864	SGA Societe Generale Acceptance N.V. – Ch Mob Eu Wt Mar 16 B	2016/02/26	2016/03/04
25708	SGA Societe Generale Acceptance N.V. – Ch Mob Eu Wt Mar 16 C	2016/02/26	2016/03/04
26321	SGA Societe Generale Acceptance N.V. – CKH Euro Wt Mar 2016A	2016/02/26	2016/03/04
24562	SGA Societe Generale Acceptance N.V. – CMob Eu Put Wt Mar16A	2016/02/26	2016/03/04
24035	SGA Societe Generale Acceptance N.V. – CRRC Euro Wts Mar16 A	2016/02/26	2016/03/04
22431	SGA Societe Generale Acceptance N.V. – HKEX Eu Wt Mar 2016 B	2016/02/26	2016/03/04
25755	SGA Societe Generale Acceptance N.V. – HKEX Eu Wt Mar 2016 C	2016/02/26	2016/03/04
24865	SGA Societe Generale Acceptance N.V. – HSBC Eu Wt Mar 2016 B	2016/02/26	2016/03/04
25781	SGA Societe Generale Acceptance N.V. – HSBC Eu Wt Mar 2016 C	2016/02/26	2016/03/04
24867	SGA Societe Generale Acceptance N.V. – ICBC Eu Wt Mar 2016 A	2016/02/26	2016/03/04
26439	SGA Societe Generale Acceptance N.V. – Petch Eu Wt Mar 2016A	2016/02/26	2016/03/04

List of expired derivative warrants, 2016 (continued)

Code	Warrant	Last trading date	Delisted date
25613	SGA Societe Generale Acceptance N.V. -CLife Eu Wt Mar 2016 B	2016/02/26	2016/03/04
24375	SGA Societe Generale Acceptance N.V. -Ping An Eu Wt Mar 16 A	2016/02/26	2016/03/04
24807	SGA Societe Generale Acceptance N.V. -Ping An Eu Wt Mar 16 C	2016/02/26	2016/03/04
25788	SGA Societe Generale Acceptance N.V. -Ping An Eu Wt Mar 16 D	2016/02/26	2016/03/04
22145	SGA Societe Generale Acceptance N.V. -Tencent Eu Wt Mar 16 C	2016/02/26	2016/03/04
25319	SGA Societe Generale Acceptance N.V.-CAM CSI300 Eu Wt Mar16A	2016/02/26	2016/03/04
25716	SGA Societe Generale Acceptance N.V.-Galaxy Ent Eu Wt Mar16A	2016/02/26	2016/03/04
23254	SGA Societe Generale Acceptance N.V.-Stanchart Eu Wt Mar16 A	2016/02/26	2016/03/04
24036	SGA Societe Generale Acceptance N.V.-Haitong Sec Eu Wt Mar16A	2016/02/26	2016/03/04
24372	SGA Societe Generale Acceptance N.V-HS H-SH Eu Put Wt Mar16B	2016/02/26	2016/03/04
24366	SGA Societe Generale Acceptance N.V-HS H-SHARE Eu Wts Mar16A	2016/02/26	2016/03/04
24492	SGA Societe Generale Acceptance N.V-HS H-SHARE Eu Wts Mar16C	2016/02/26	2016/03/04
25325	SGA Societe Generale Acceptance N.V-HS H-SHARE Eu Wts Mar16D	2016/02/26	2016/03/04
24563	SGA Societe Generale Acceptance N.V-Ping An Eu Put Wt Mar16B	2016/02/26	2016/03/04
24083	SGA Societe Generale Acceptance NV-CSOP A50 ETF Eu Wt Mar16C	2016/02/26	2016/03/04
24975	SGA Societe Generale Acceptance NV-CSOP A50 ETF Eu Wt Mar16D	2016/02/26	2016/03/04
24147	SGA Societe Generale Acceptance NV-Sands Ch Eu Put Wt Mar16A	2016/02/26	2016/03/04
18679	Standard Chartered Bank – CSOP A50 ETF Euro Wts Mar 2016 A	2016/02/26	2016/03/04
24673	Goldman Sachs SP (Asia) – AIA European Warrants Mar 2016 A	2016/02/29	2016/03/07
24921	Goldman Sachs SP (Asia) – AIA European Warrants Mar 2016 B	2016/02/29	2016/03/07
22133	Goldman Sachs SP (Asia) – CITIC European Warrants Mar 2016 A	2016/02/29	2016/03/07
24544	Goldman Sachs SP (Asia) – CITIC European Warrants Mar 2016 B	2016/02/29	2016/03/07
24792	Goldman Sachs SP (Asia) – PetroChina European Wts Mar 2016 A	2016/02/29	2016/03/07
21096	Macquarie Bank Ltd. – CGS European Warrants Mar 2016 A	2016/02/29	2016/03/07
25046	BOCI Asia Ltd. – CC Bank European Warrants Mar 2016 A	2016/03/01	2016/03/08
23581	BOCI Asia Ltd. – CSOP A50 ETF European Warrants Mar 2016 B	2016/03/01	2016/03/08
24802	BOCI Asia Ltd. – ICBC European Warrants Mar 2016 A	2016/03/01	2016/03/08
18391	J P Morgan SP BV – Haitong Sec European Warrants Mar 2016 A	2016/03/01	2016/03/08
26449	SGA Societe Generale Acceptance NV-Minsheng Bk Eu Wt Mar 16 A	2016/03/01	2016/03/08
24642	Standard Chartered Bank – Angang Steel European Wts Mar 16 A	2016/03/01	2016/03/08
27267	Standard Chartered Bank – SHK P European Warrants Mar 2016 A	2016/03/01	2016/03/08
25062	Standard Chartered Bank – Sinopec Corp Euro Wts Mar 2016 B	2016/03/01	2016/03/08
25481	Standard Chartered Bank –PetroChina European Wts Mar 2016 A	2016/03/01	2016/03/08
25160	UBS AG – CAM CSI300 European Warrants Mar 2016 A	2016/03/02	2016/03/09
27718	UBS AG – China Mobile European Put Warrants Mar 2016 A	2016/03/02	2016/03/09
27688	UBS AG – HSBC European Put Warrants Mar 2016 C	2016/03/02	2016/03/09
26285	UBS AG – Minsheng Bank European Warrants Mar 2016 A	2016/03/02	2016/03/09
26563	UBS AG – PetroChina European Warrants Mar 2016 A	2016/03/02	2016/03/09
25644	UBS AG – Ping An European Warrants Mar 2016 A	2016/03/02	2016/03/09
26560	UBS AG – Sinopec Corp European Warrants Mar 2016 A	2016/03/02	2016/03/09
24759	J P Morgan SP BV – Ch Oilfield Euro Wts Mar 2016 A	2016/03/03	2016/03/10
22586	UBS AG – Evergrande European Warrants Mar 2016 A	2016/03/03	2016/03/10
29647	UBS AG – Galaxy Ent European Put Warrants Mar 2016 B	2016/03/03	2016/03/10
29651	UBS AG – Sands China European Put Warrants Mar 2016 A	2016/03/03	2016/03/10
11029	UBS AG – Agricultural Bank European Warrants Mar 2016 A	2016/03/04	2016/03/11
11028	UBS AG – China Cinda European Warrants Mar 2016 A	2016/03/04	2016/03/11
11040	UBS AG – CNOOC European Warrants Mar 2016 A	2016/03/04	2016/03/11
10356	J P Morgan SP BV – N225 Index Euro Wts Mar 2016 A	2016/03/07	2016/03/14
22345	SGA Societe Generale Acceptance N.V. -HSBC Eu Put Wt Mar 16A	2016/03/07	2016/03/14
10345	SGA Societe Generale Acceptance NV-Nikkei 225 Eu Wt Mar 16 A	2016/03/07	2016/03/14
10358	UBS AG – Nikkei 225 European Warrants Mar 2016 A	2016/03/07	2016/03/14
25132	BOCI Asia Ltd. – AIA European Warrants Mar 2016 A	2016/03/08	2016/03/15
21364	BOCI Asia Ltd. – BOC HK European Warrants Mar 2016 A	2016/03/08	2016/03/15
26949	BOCI Asia Ltd. – CAM CSI300 European Warrants Mar 2016 A	2016/03/08	2016/03/15
25135	BOCI Asia Ltd. – Ping An European Warrants Mar 2016 A	2016/03/08	2016/03/15
11369	Credit Suisse AG – BOC HK European Warrants Mar 2016 B	2016/03/08	2016/03/15
29704	Credit Suisse AG – CITIC Sec European Warrants Mar 2016 A	2016/03/08	2016/03/15
29707	Credit Suisse AG – Haitong Sec European Warrants Mar 2016 A	2016/03/08	2016/03/15
25100	Credit Suisse AG – Ping An European Warrants Mar 2016 A	2016/03/08	2016/03/15
11331	Standard Chartered Bank – CC Bank European Wts Mar 2016 A	2016/03/08	2016/03/15
22844	Standard Chartered Bank – China Railway Euro Wts Mar 2016 A	2016/03/08	2016/03/15
11168	UBS AG – CC Bank European Warrants Mar 2016 A	2016/03/08	2016/03/15
11149	UBS AG – CITIC Sec European Warrants Mar 2016 A	2016/03/08	2016/03/15
11442	UBS AG – Greatwall Motor European Warrants Mar 2016 A	2016/03/09	2016/03/16
29657	UBS AG – PetroChina European Warrants Mar 2016 B	2016/03/09	2016/03/16
29659	UBS AG – Sinopec Corp European Warrants Mar 2016 B	2016/03/09	2016/03/16
21704	Macquarie Bank Ltd. – Techtronic Ind European Wts Mar 2016A	2016/03/10	2016/03/17
21903	Macquarie Bank Ltd. – AAC Acoustic European Wts Mar 2016 A	2016/03/10	2016/03/17
20278	Macquarie Bank Ltd. – Ch Oilfield European Wts Mar 2016 A	2016/03/10	2016/03/17
19799	Macquarie Bank Ltd. – Goldwind European Warrants Mar 2016 A	2016/03/10	2016/03/17
21706	Macquarie Bank Ltd. – Haier Elec European Wts Mar 2016 A	2016/03/10	2016/03/17
21587	Macquarie Bank Ltd. – JNCEC European Warrants Mar 2016 A	2016/03/10	2016/03/17
21689	Macquarie Bank Ltd. – Sinopharm European Warrants Mar 2016 A	2016/03/10	2016/03/17
19796	Macquarie Bank Ltd. – ZTE European Warrants Mar 2016 A	2016/03/10	2016/03/17
19854	Standard Chartered Bank – China Shenhua Euro Wts Mar 2016 A	2016/03/14	2016/03/21
24522	Standard Chartered Bank – HS H-SHARE European Wts Mar 2016 A	2016/03/14	2016/03/21
22226	Standard Chartered Bank -Fosun Intl European Warrants Mar16A	2016/03/14	2016/03/21
16196	BOCI Asia Ltd. – SMIC European Warrants Mar 2016 A	2016/03/15	2016/03/22
23266	BOCI Asia Ltd. – Tencent Holdings European Wts Mar 2016 A	2016/03/15	2016/03/22
12126	Credit Suisse AG – CRRC European Warrants Mar 2016 A	2016/03/15	2016/03/22
18683	Credit Suisse AG – CSOP A50 ETF European Warrants Mar 2016 A	2016/03/15	2016/03/22
21401	Credit Suisse AG – PICC European Warrants Mar 2016 A	2016/03/15	2016/03/22
18989	HK Bank – A50 China European Put Warrants Mar 2016 C	2016/03/15	2016/03/22
24519	Standard Chartered Bank – A50 China Euro Warrants Mar 2016 C	2016/03/15	2016/03/22
27313	Standard Chartered Bank – Haitong Sec Euro Wts Mar 2016 B	2016/03/15	2016/03/22
19329	UBS AG – Ch Comm Cons European Warrants Mar 2016 A	2016/03/15	2016/03/22
22945	UBS AG – CNOOC European Warrants Mar 2016 B	2016/03/15	2016/03/22

List of expired derivative warrants, 2016 (continued)

Code	Warrant	Last trading date	Delisted date
23199	UBS AG – HKEX European Warrants Mar 2016 B	2016/03/15	2016/03/22
11942	Credit Suisse AG – Fosun Intl European Warrants Mar 2016 B	2016/03/16	2016/03/23
22250	Goldman Sachs SP (Asia) –Tencent European Wt Mar 2016 B	2016/03/16	2016/03/23
20296	HK Bank – Ch Comm Cons European Warrants Mar 2016 A	2016/03/16	2016/03/23
19401	HK Bank – CSOP A50 ETF European Warrants Mar 2016 D	2016/03/16	2016/03/23
24353	J P Morgan SP BV – SPDR Gold Trust European Wts Mar 2016 A	2016/03/16	2016/03/23
19621	Standard Chartered Bank – A50 China Euro Put Wts Mar 2016 B	2016/03/16	2016/03/23
27339	Standard Chartered Bank – BOCL European Warrants Mar 2016 B	2016/03/16	2016/03/23
13530	UBS AG – CC Bank European Warrants Mar 2016 B	2016/03/16	2016/03/23
21987	UBS AG – Tencent Holdings European Warrants Mar 2016 B	2016/03/16	2016/03/23
13664	HK Bank – A50 China European Warrants Mar 2016 A	2016/03/17	2016/03/24
12897	SGA Societe Generale Acceptance N.V. – HSBC Eu Wt Mar 2016	2016/03/17	2016/03/24
11988	Standard Chartered Bank – CRRC European Warrants Mar 2016 A	2016/03/17	2016/03/24
13389	UBS AG – A50 China European Warrants Mar 2016 A	2016/03/17	2016/03/24
12176	UBS AG – China Mobile European Warrants Mar 2016 B	2016/03/17	2016/03/24
21112	UBS AG – HSBC European Warrants Mar 2016 A	2016/03/17	2016/03/24
19217	UBS AG – Ping An European Warrants Mar 2016 C	2016/03/17	2016/03/24
12124	UBS AG – Sands China European Put Warrants Mar 2016 B	2016/03/17	2016/03/24
21622	Bank of East Asia – CM Bank European Warrants Mar 2016 B	2016/03/18	2016/03/29
26877	BOCI Asia Ltd. – HSBC European Warrants Mar 2016 A	2016/03/18	2016/03/29
15564	BOCI Asia Ltd. – Lenovo European Warrants Mar 2016 A	2016/03/18	2016/03/29
11448	Credit Suisse AG – Ch Overseas European Warrants Mar 2016 A	2016/03/18	2016/03/29
22496	Credit Suisse AG – China Life European Warrants Mar 2016 B	2016/03/18	2016/03/29
28994	Credit Suisse AG – Nine Dragons European Warrants Mar 2016 A	2016/03/18	2016/03/29
22505	Credit Suisse AG – Tencent Holdings Euro Put Wts Mar 2016 B	2016/03/18	2016/03/29
22401	Standard Chartered Bank – Avichina European Warrants Mar 2016 A	2016/03/18	2016/03/29
27911	Standard Chartered Bank – CNOOC European Warrants Mar 2016 A	2016/03/18	2016/03/29
20742	Standard Chartered Bank – CSOP A50 ETF Euro Wts Mar 2016 C	2016/03/18	2016/03/29
19191	Standard Chartered Bank – Henganintl European Wts Mar 2016 A	2016/03/18	2016/03/29
11683	Standard Chartered Bank – Sands China Euro Wts Mar 2016 B	2016/03/18	2016/03/29
23319	UBS AG – A50 China European Warrants Mar 2016 C	2016/03/18	2016/03/29
13495	UBS AG – China Life European Warrants Mar 2016 A	2016/03/18	2016/03/29
11143	UBS AG – China Overseas European Warrants Mar 2016 A	2016/03/18	2016/03/29
21988	UBS AG – China Shenhua European Warrants Mar 2016 A	2016/03/18	2016/03/29
19416	UBS AG – CSOP A50 ETF European Warrants Mar 2016 A	2016/03/18	2016/03/29
18147	UBS AG – Galaxy Ent European Warrants Mar 2016 D	2016/03/18	2016/03/29
13417	UBS AG – Sands China European Warrants Mar 2016 C	2016/03/18	2016/03/29
21162	UBS AG – Tencent Holdings European Warrants Mar 2016 A	2016/03/18	2016/03/29
14100	Bank of East Asia – HKEX European Warrants Mar 2016 A	2016/03/21	2016/03/30
25044	BOCI Asia Ltd. – Anhui Conch European Warrants Mar 2016 A	2016/03/21	2016/03/30
22839	BOCI Asia Ltd. – CM Bank European Warrants Mar 2016 A	2016/03/21	2016/03/30
19643	BOCI Asia Ltd. – CSOP A50 ETF European Warrants Mar 2016 A	2016/03/21	2016/03/30
26882	BOCI Asia Ltd. – Galaxy Ent European Warrants Mar 2016 A	2016/03/21	2016/03/30
20948	BOCI Asia Ltd. – HKEX European Warrants Mar 2016 A	2016/03/21	2016/03/30
17525	Credit Suisse AG – BOC HK European Warrants Mar 2016 A	2016/03/21	2016/03/30
20999	Credit Suisse AG – HKEX European Warrants Mar 2016 A	2016/03/21	2016/03/30
22021	Credit Suisse AG – Jiangxi Copper European Wts Mar 2016 A	2016/03/21	2016/03/30
16222	Credit Suisse AG – Lenovo European Warrants Mar 2016 A	2016/03/21	2016/03/30
21931	Credit Suisse AG – Tencent Holdings European Wts Mar 2016 A	2016/03/21	2016/03/30
21486	Goldman Sachs SP (Asia) – China Life Euro Wts Mar 2016 B	2016/03/21	2016/03/30
16392	Nomura Int'l plc – China EB Ltd European Warrants Mar 2016 A	2016/03/21	2016/03/30
26901	Nomura Int'l plc – Esprit European Warrants Mar 2016 A	2016/03/21	2016/03/30
19730	Standard Chartered Bank – BOC HK European Wts Mar 2016 A	2016/03/21	2016/03/30
24338	Standard Chartered Bank – China Unicom Euro Wts Mar 2016 A	2016/03/21	2016/03/30
24258	Standard Chartered Bank – CRCC European Warrants Mar 2016 A	2016/03/21	2016/03/30
19220	UBS AG – China Shenhua European Warrants Mar 2016 B	2016/03/21	2016/03/30
12173	UBS AG – Galaxy Ent European Put Warrants Mar 2016 C	2016/03/21	2016/03/30
20922	UBS AG – HKEX European Warrants Mar 2016 A	2016/03/21	2016/03/30
16252	UBS AG – Lenovo European Warrants Mar 2016 A	2016/03/21	2016/03/30
16612	UBS AG – Ping An European Warrants Mar 2016 B	2016/03/21	2016/03/30
23281	UBS AG – Tencent Holdings European Warrants Mar 2016 C	2016/03/21	2016/03/30
18756	Bank of East Asia – CM Bank European Put Warrants Mar 2016 A	2016/03/22	2016/03/31
24718	Bank of East Asia – Li & Fung European Warrants Mar 2016 A	2016/03/22	2016/03/31
21503	Bank of East Asia – Tencent Holdings European Wts Mar 2016 A	2016/03/22	2016/03/31
20988	BNP Paribas Arbit Issu B.V. – HSCEI Euro Put Wts Mar 2016 B	2016/03/22	2016/03/31
11095	BNP Paribas Arbit Issu B.V. – HSCEI Euro Put Wts Mar 2016 E	2016/03/22	2016/03/31
20987	BNP Paribas Arbit Issu B.V. – HSCEI European Wts Mar 2016 A	2016/03/22	2016/03/31
25273	BNP Paribas Arbit Issu B.V. – HSCEI European Wts Mar 2016 C	2016/03/22	2016/03/31
11092	BNP Paribas Arbit Issu B.V. – HSCEI European Wts Mar 2016 D	2016/03/22	2016/03/31
11090	BNP Paribas Arbit Issu B.V. – HSI Euro Put Wts Mar 2016 B	2016/03/22	2016/03/31
11083	BNP Paribas Arbit Issu B.V. – HSI European Wts Mar 2016 A	2016/03/22	2016/03/31
29505	BOCI Asia Ltd. – HSCEI European Warrants Mar 2016 A	2016/03/22	2016/03/31
29486	BOCI Asia Ltd. – HSI European Put Warrants Mar 2016 C	2016/03/22	2016/03/31
25136	BOCI Asia Ltd. – HSI European Warrants Mar 2016 A	2016/03/22	2016/03/31
29484	BOCI Asia Ltd. – HSI European Warrants Mar 2016 B	2016/03/22	2016/03/31
18707	Credit Suisse AG – A50 China European Put Wts Mar 2016 B	2016/03/22	2016/03/31
18681	Credit Suisse AG – A50 China European Warrants Mar 2016 A	2016/03/22	2016/03/31
23609	Credit Suisse AG – A50 China European Warrants Mar 2016 D	2016/03/22	2016/03/31
16549	Credit Suisse AG – China Mobile European Warrants Mar 2016 B	2016/03/22	2016/03/31
23594	Credit Suisse AG – CSOP A50 ETF European Warrants Mar 2016 B	2016/03/22	2016/03/31
22084	Credit Suisse AG – Fosun Intl European Warrants Mar 2016 C	2016/03/22	2016/03/31
11846	Credit Suisse AG – HSBC European Put Warrants Mar 2016 B	2016/03/22	2016/03/31
13889	Credit Suisse AG – HSBC European Wts Mar 2016	2016/03/22	2016/03/31
24109	Credit Suisse AG – HSCEI European Put Warrants Mar 2016 B	2016/03/22	2016/03/31
24497	Credit Suisse AG – HSCEI European Put Warrants Mar 2016 C	2016/03/22	2016/03/31
26956	Credit Suisse AG – HSCEI European Put Warrants Mar 2016 E	2016/03/22	2016/03/31
21242	Credit Suisse AG – HSCEI European Warrants Mar 2016 A	2016/03/22	2016/03/31

List of expired derivative warrants, 2016 (continued)

Code	Warrant	Last trading date	Delisted date
25799	Credit Suisse AG – HSCEI European Warrants Mar 2016 D	2016/03/22	2016/03/31
25302	Credit Suisse AG – HSI European Put Warrants Mar 2016 A	2016/03/22	2016/03/31
25795	Credit Suisse AG – HSI European Put Warrants Mar 2016 C	2016/03/22	2016/03/31
12243	Credit Suisse AG – HSI European Put Warrants Mar 2016 E	2016/03/22	2016/03/31
25789	Credit Suisse AG – HSI European Warrants Mar 2016 B	2016/03/22	2016/03/31
12241	Credit Suisse AG – HSI European Warrants Mar 2016 D	2016/03/22	2016/03/31
12268	Credit Suisse AG – HSI European Warrants Mar 2016 F	2016/03/22	2016/03/31
12271	Credit Suisse AG – HSI European Warrants Mar 2016 G	2016/03/22	2016/03/31
14630	Credit Suisse AG – HSI European Warrants Mar 2016 H	2016/03/22	2016/03/31
19154	Credit Suisse AG – HSI European Warrants Mar 2016 I	2016/03/22	2016/03/31
23380	Credit Suisse AG – HSI European Warrants Mar 2016 J	2016/03/22	2016/03/31
22929	Credit Suisse AG – PICC Group European Warrants Mar 2016 A	2016/03/22	2016/03/31
19425	Credit Suisse AG – Ping An European Warrants Mar 2016 F	2016/03/22	2016/03/31
17680	Credit Suisse AG – Sands China European Warrants Mar 2016 A	2016/03/22	2016/03/31
18968	Goldman Sachs SP (Asia) – China Mobile Euro Wts Mar 2016 A	2016/03/22	2016/03/31
23502	Goldman Sachs SP (Asia) – CRRC European Warrants Mar 2016 A	2016/03/22	2016/03/31
18972	Goldman Sachs SP (Asia) – Galaxy Ent European Wts Mar 2016 D	2016/03/22	2016/03/31
23260	Goldman Sachs SP (Asia) – Guotai Junani European Wts Mar 2016 A	2016/03/22	2016/03/31
25881	Goldman Sachs SP (Asia) – HS H-SHARE European Wts Mar 2016 A	2016/03/22	2016/03/31
24590	Goldman Sachs SP (Asia) – HSCEI European Put Wts Mar 2016 A	2016/03/22	2016/03/31
25876	Goldman Sachs SP (Asia) – HSCEI European Put Wts Mar 2016 C	2016/03/22	2016/03/31
25868	Goldman Sachs SP (Asia) – HSCEI European Warrants Mar 2016 B	2016/03/22	2016/03/31
28181	Goldman Sachs SP (Asia) – HSCEI European Warrants Mar 2016 D	2016/03/22	2016/03/31
29226	Goldman Sachs SP (Asia) – HSCEI European Warrants Mar 2016 E	2016/03/22	2016/03/31
25170	Goldman Sachs SP (Asia) – HSI European Put Wts Mar 2016 A	2016/03/22	2016/03/31
25942	Goldman Sachs SP (Asia) – HSI European Put Wts Mar 2016 D	2016/03/22	2016/03/31
27612	Goldman Sachs SP (Asia) – HSI European Put Wts Mar 2016 E	2016/03/22	2016/03/31
20439	Goldman Sachs SP (Asia) – HSI European Put Wts Mar 2016 I	2016/03/22	2016/03/31
25470	Goldman Sachs SP (Asia) – HSI European Warrants Mar 2016 B	2016/03/22	2016/03/31
25937	Goldman Sachs SP (Asia) – HSI European Warrants Mar 2016 C	2016/03/22	2016/03/31
27634	Goldman Sachs SP (Asia) – HSI European Warrants Mar 2016 F	2016/03/22	2016/03/31
29238	Goldman Sachs SP (Asia) – HSI European Warrants Mar 2016 G	2016/03/22	2016/03/31
12180	Goldman Sachs SP (Asia) – HSI European Warrants Mar 2016 H	2016/03/22	2016/03/31
21863	Goldman Sachs SP (Asia) – HSI European Warrants Mar 2016 J	2016/03/22	2016/03/31
23035	Goldman Sachs SP (Asia) – HSI European Warrants Mar 2016 K	2016/03/22	2016/03/31
23180	Goldman Sachs SP (Asia) – JIANC European Warrants Mar 2016 A	2016/03/22	2016/03/31
25891	Goldman Sachs SP (Asia) – Ping An European Wts Mar 2016 A	2016/03/22	2016/03/31
29083	Goldman Sachs SP (Asia) – Ping An European Wts Mar 2016 B	2016/03/22	2016/03/31
21194	Goldman Sachs SP (Asia) – Tencent European Put Wt Mar 2016 A	2016/03/22	2016/03/31
24292	Goldman Sachs SP (Asia) – Ch Overseas European Wts Mar 2016 A	2016/03/22	2016/03/31
24626	HK Bank – HSCEI European Put Warrants Mar 2016 A	2016/03/22	2016/03/31
26858	HK Bank – HSCEI European Put Warrants Mar 2016 E	2016/03/22	2016/03/31
11765	HK Bank – HSCEI European Put Warrants Mar 2016 G	2016/03/22	2016/03/31
25289	HK Bank – HSCEI European Warrants Mar 2016 B	2016/03/22	2016/03/31
25516	HK Bank – HSCEI European Warrants Mar 2016 C	2016/03/22	2016/03/31
25558	HK Bank – HSCEI European Warrants Mar 2016 D	2016/03/22	2016/03/31
28779	HK Bank – HSCEI European Warrants Mar 2016 F	2016/03/22	2016/03/31
11796	HK Bank – HSCEI European Warrants Mar 2016 H	2016/03/22	2016/03/31
26854	HK Bank – HSI European Put Warrants Mar 2016 C	2016/03/22	2016/03/31
11220	HK Bank – HSI European Put Warrants Mar 2016 E	2016/03/22	2016/03/31
11634	HK Bank – HSI European Put Warrants Mar 2016 H	2016/03/22	2016/03/31
12978	HK Bank – HSI European Put Warrants Mar 2016 I	2016/03/22	2016/03/31
18872	HK Bank – HSI European Put Warrants Mar 2016 L	2016/03/22	2016/03/31
25528	HK Bank – HSI European Warrants Mar 2016 A	2016/03/22	2016/03/31
25560	HK Bank – HSI European Warrants Mar 2016 B	2016/03/22	2016/03/31
28710	HK Bank – HSI European Warrants Mar 2016 D	2016/03/22	2016/03/31
11501	HK Bank – HSI European Warrants Mar 2016 F	2016/03/22	2016/03/31
11503	HK Bank – HSI European Warrants Mar 2016 G	2016/03/22	2016/03/31
15057	HK Bank – HSI European Warrants Mar 2016 J	2016/03/22	2016/03/31
17758	HK Bank – HSI European Warrants Mar 2016 K	2016/03/22	2016/03/31
11332	J P Morgan SP BV – HSBC European Warrants Mar 2016	2016/03/22	2016/03/31
24699	J P Morgan SP BV – HSCEI European Put Warrants Mar 2016 C	2016/03/22	2016/03/31
22169	J P Morgan SP BV – HSCEI European Wts Mar 2016 A	2016/03/22	2016/03/31
23667	J P Morgan SP BV – HSCEI European Wts Mar 2016 B	2016/03/22	2016/03/31
24968	J P Morgan SP BV – HSCEI European Wts Mar 2016 D	2016/03/22	2016/03/31
25593	J P Morgan SP BV – HSCEI European Wts Mar 2016 E	2016/03/22	2016/03/31
25398	J P Morgan SP BV – HSI European Put Warrants Mar 2016 E	2016/03/22	2016/03/31
11423	J P Morgan SP BV – HSI European Put Warrants Mar 2016 G	2016/03/22	2016/03/31
22852	J P Morgan SP BV – HSI European Warrants Mar 2016 A	2016/03/22	2016/03/31
23788	J P Morgan SP BV – HSI European Warrants Mar 2016 B	2016/03/22	2016/03/31
24413	J P Morgan SP BV – HSI European Warrants Mar 2016 C	2016/03/22	2016/03/31
25139	J P Morgan SP BV – HSI European Warrants Mar 2016 D	2016/03/22	2016/03/31
25588	J P Morgan SP BV – HSI European Warrants Mar 2016 F	2016/03/22	2016/03/31
23753	J P Morgan SP BV – HSI European Warrants Mar 2016 H	2016/03/22	2016/03/31
22446	SGA Societe Generale Acceptance N.V. – HSCEI Eu Wt Mar 2016A	2016/03/22	2016/03/31
24229	SGA Societe Generale Acceptance N.V. – HSCEI Eu Wt Mar 2016B	2016/03/22	2016/03/31
24809	SGA Societe Generale Acceptance N.V. – HSCEI Eu Wt Mar 2016D	2016/03/22	2016/03/31
11019	SGA Societe Generale Acceptance N.V. – HSCEI Eu Wt Mar 2016E	2016/03/22	2016/03/31
21922	SGA Societe Generale Acceptance N.V. – HSI Eur Wt Mar 2016 A	2016/03/22	2016/03/31
24551	SGA Societe Generale Acceptance N.V. – HSI Eur Wt Mar 2016 B	2016/03/22	2016/03/31
24552	SGA Societe Generale Acceptance N.V. – HSI Eur Wt Mar 2016 C	2016/03/22	2016/03/31
28367	SGA Societe Generale Acceptance N.V. – HSI Eur Wt Mar 2016 D	2016/03/22	2016/03/31
11635	SGA Societe Generale Acceptance N.V. – HSI Eur Wt Mar 2016 F	2016/03/22	2016/03/31
23876	SGA Societe Generale Acceptance N.V. – HSI Eur Wt Mar 2016 G	2016/03/22	2016/03/31
24232	SGA Societe Generale Acceptance N.V. – HSCEI Eu Put Wt Mar 2016C	2016/03/22	2016/03/31
11308	SGA Societe Generale Acceptance N.V. – HSCEI Eu Put Wt Mar 2016F	2016/03/22	2016/03/31
28387	SGA Societe Generale Acceptance N.V. – HSI Eu Put Wt Mar 16 E	2016/03/22	2016/03/31

List of expired derivative warrants, 2016 (continued)

Code	Warrant	Last trading date	Delisted date
22171	Standard Chartered Bank – CITIC European Warrants Mar 2016 A	2016/03/22	2016/03/31
22797	Standard Chartered Bank – HSCEI European Warrants Mar 2016 A	2016/03/22	2016/03/31
24829	Standard Chartered Bank – HSI European Put Wts Mar 2016 B	2016/03/22	2016/03/31
25279	Standard Chartered Bank – HSI European Put Wts Mar 2016 C	2016/03/22	2016/03/31
27455	Standard Chartered Bank – HSI European Put Wts Mar 2016 D	2016/03/22	2016/03/31
27458	Standard Chartered Bank – HSI European Warrants Mar 2016 E	2016/03/22	2016/03/31
11624	Standard Chartered Bank – HSI European Warrants Mar 2016 F	2016/03/22	2016/03/31
23428	UBS AG – HSCEI European Put Warrants Mar 2016 C	2016/03/22	2016/03/31
23873	UBS AG – HSCEI European Put Warrants Mar 2016 E	2016/03/22	2016/03/31
26552	UBS AG – HSCEI European Put Warrants Mar 2016 H	2016/03/22	2016/03/31
21150	UBS AG – HSCEI European Warrants Mar 2016 A	2016/03/22	2016/03/31
21267	UBS AG – HSCEI European Warrants Mar 2016 B	2016/03/22	2016/03/31
23831	UBS AG – HSCEI European Warrants Mar 2016 D	2016/03/22	2016/03/31
25311	UBS AG – HSCEI European Warrants Mar 2016 F	2016/03/22	2016/03/31
25647	UBS AG – HSCEI European Warrants Mar 2016 G	2016/03/22	2016/03/31
14922	UBS AG – HSCEI European Warrants Mar 2016 I	2016/03/22	2016/03/31
25166	UBS AG – HSI European Put Warrants Mar 2016 D	2016/03/22	2016/03/31
25641	UBS AG – HSI European Put Warrants Mar 2016 F	2016/03/22	2016/03/31
26551	UBS AG – HSI European Put Warrants Mar 2016 J	2016/03/22	2016/03/31
13981	UBS AG – HSI European Put Warrants Mar 2016 L	2016/03/22	2016/03/31
21152	UBS AG – HSI European Warrants Mar 2016 A	2016/03/22	2016/03/31
23829	UBS AG – HSI European Warrants Mar 2016 B	2016/03/22	2016/03/31
25164	UBS AG – HSI European Warrants Mar 2016 C	2016/03/22	2016/03/31
25616	UBS AG – HSI European Warrants Mar 2016 E	2016/03/22	2016/03/31
26535	UBS AG – HSI European Warrants Mar 2016 G	2016/03/22	2016/03/31
26536	UBS AG – HSI European Warrants Mar 2016 H	2016/03/22	2016/03/31
26543	UBS AG – HSI European Warrants Mar 2016 I	2016/03/22	2016/03/31
11446	UBS AG – HSI European Warrants Mar 2016 K	2016/03/22	2016/03/31
15201	UBS AG – HSI European Warrants Mar 2016 M	2016/03/22	2016/03/31
24943	Bank of East Asia – BYD European Warrants Mar 2016 A	2016/03/23	2016/04/01
24716	Bank of East Asia – Galaxy Ent European Put Wts Mar 2016 A	2016/03/23	2016/04/01
21901	Bank of East Asia – JIANC European Warrants Mar 2016 A	2016/03/23	2016/04/01
26914	BOCI Asia Ltd. – Sinopec Corp European Warrants Mar 2016 A	2016/03/23	2016/04/01
28516	Credit Suisse AG – BOCL European Warrants Mar 2016 A	2016/03/23	2016/04/01
18886	Credit Suisse AG – Ch Comm Cons European Warrants Mar 2016 A	2016/03/23	2016/04/01
20600	Credit Suisse AG – Ch Comm Cons European Warrants Mar 2016 B	2016/03/23	2016/04/01
20276	Credit Suisse AG – Ch Oilfield European Warrants Mar 2016 A	2016/03/23	2016/04/01
18635	Credit Suisse AG – Galaxy Ent European Put Wts Mar 2016 A	2016/03/23	2016/04/01
18628	Credit Suisse AG – Galaxy Ent European Warrants Mar 2016 B	2016/03/23	2016/04/01
25828	Credit Suisse AG – HKEX European Warrants Mar 2016 B	2016/03/23	2016/04/01
25105	Credit Suisse AG – Kingsoft European Warrants Mar 2016 A	2016/03/23	2016/04/01
12135	Credit Suisse AG – Ping An European Put Warrants Mar 2016 D	2016/03/23	2016/04/01
19136	Credit Suisse AG – Ping An European Warrants Mar 2016 E	2016/03/23	2016/04/01
21466	Credit Suisse AG – Sinopec Corp European Warrants Mar 2016 A	2016/03/23	2016/04/01
11400	Goldman Sachs SP (Asia) – AIA European Warrants Mar 2016 C	2016/03/23	2016/04/01
25022	Goldman Sachs SP (Asia) – BOCL European Warrants Mar 2016 A	2016/03/23	2016/04/01
25020	Goldman Sachs SP (Asia) – CC Bank European Wts Mar 2016 A	2016/03/23	2016/04/01
25904	Goldman Sachs SP (Asia) – China Life Euro Wts Mar 2016 A	2016/03/23	2016/04/01
25889	Goldman Sachs SP (Asia) – CNOOC European Warrants Mar 2016 A	2016/03/23	2016/04/01
24791	Goldman Sachs SP (Asia) – Galaxy Ent Euro Put Wts Mar 2016 A	2016/03/23	2016/04/01
25888	Goldman Sachs SP (Asia) – Galaxy Ent European Wts Mar 2016 B	2016/03/23	2016/04/01
11403	Goldman Sachs SP (Asia) – Galaxy Ent European Wts Mar 2016 C	2016/03/23	2016/04/01
27217	Goldman Sachs SP (Asia) – HKEX European Warrants Mar 2016 A	2016/03/23	2016/04/01
22868	Goldman Sachs SP (Asia) – HKEX European Warrants Mar 2016 B	2016/03/23	2016/04/01
11020	Goldman Sachs Sp (Asia) – ICBC European Warrants Mar 2016 A	2016/03/23	2016/04/01
19810	Goldman Sachs SP (Asia) – Minsheng Bank Euro Wts Mar 2016 A	2016/03/23	2016/04/01
19598	Goldman Sachs SP (Asia) – PICC European Warrants Mar 2016 A	2016/03/23	2016/04/01
11058	Goldman Sachs SP (Asia) – Ping An Euro Put Wts Mar 2016 C	2016/03/23	2016/04/01
22211	Goldman Sachs SP (Asia) – Ping An European Wts Mar 2016 D	2016/03/23	2016/04/01
24788	Goldman Sachs SP (Asia) – Sands China Eur Put Wts Mar 2016 A	2016/03/23	2016/04/01
17487	Goldman Sachs SP (Asia) – Shenzhen Int'l European Wts Mar 2016 A	2016/03/23	2016/04/01
27248	Goldman Sachs SP (Asia) – Sinopec Corp European Wts Mar 2016 A	2016/03/23	2016/04/01
18460	HK Bank – A50 China European Warrants Mar 2016 B	2016/03/23	2016/04/01
25293	HK Bank – AIA European Warrants Mar 2016 A	2016/03/23	2016/04/01
11509	HK Bank – AIA European Warrants Mar 2016 B	2016/03/23	2016/04/01
11508	HK Bank – China Mobile European Warrants Mar 2016 B	2016/03/23	2016/04/01
21666	HK Bank – CITIC European Warrants Mar 2016 A	2016/03/23	2016/04/01
18461	HK Bank – CSOP A50 ETF European Warrants Mar 2016 A	2016/03/23	2016/04/01
18641	HK Bank – CSOP A50 ETF European Warrants Mar 2016 B	2016/03/23	2016/04/01
18898	HK Bank – CSOP A50 ETF European Warrants Mar 2016 C	2016/03/23	2016/04/01
25605	HK Bank – Galaxy Ent European Warrants Mar 2016 A	2016/03/23	2016/04/01
20975	HK Bank – HKEX European Warrants Mar 2016 A	2016/03/23	2016/04/01
26252	HK Bank – HKEX European Warrants Mar 2016 B	2016/03/23	2016/04/01
15612	HK Bank – Lenovo European Warrants Mar 2016 A	2016/03/23	2016/04/01
11204	HK Bank – PetroChina European Warrants Mar 2016 A	2016/03/23	2016/04/01
22599	HK Bank – Tencent European Warrants Mar 2016 B	2016/03/23	2016/04/01
25187	J P Morgan SP BV – CSOP A50 ETF European Warrants Mar 2016 A	2016/03/23	2016/04/01
25597	J P Morgan SP BV – CSOP A50 ETF European Warrants Mar 2016 B	2016/03/23	2016/04/01
20630	J P Morgan SP BV – Fosun Intl European Warrants Mar 2016 A	2016/03/23	2016/04/01
12421	J P Morgan SP BV – Galaxy Ent European Warrants Mar 2016 C	2016/03/23	2016/04/01
22557	J P Morgan SP BV – Tencent European Warrants Mar 2016 C	2016/03/23	2016/04/01
18653	Standard Chartered Bank – A50 China Euro Warrants Mar 2016 A	2016/03/23	2016/04/01
18948	Standard Chartered Bank – CSOP A50 ETF Euro Wts Mar 2016 B	2016/03/23	2016/04/01
21827	Standard Chartered Bank – NCI European Warrants Mar 2016 A	2016/03/23	2016/04/01
19805	Standard Chartered Bank – Sinopec Corp Euro Wts Mar 2016 A	2016/03/23	2016/04/01
18567	UBS AG – A50 China European Put Warrants Mar 2016 B	2016/03/23	2016/04/01
13560	UBS AG – CC Bank European Warrants Mar 2016 C	2016/03/23	2016/04/01

List of expired derivative warrants, 2016 (continued)

Code	Warrant	Last trading date	Delisted date
22636	UBS AG – CGN Power European Warrants Mar 2016 A	2016/03/23	2016/04/01
23226	UBS AG – Ch Comm Cons European Warrants Mar 2016 B	2016/03/23	2016/04/01
17775	UBS AG – Shenzhen Int'l European Warrants Mar 2016 A	2016/03/23	2016/04/01
21614	Bank of East Asia – CGS European Warrants Apr 2016 A	2016/03/24	2016/04/05
22350	Bank of East Asia – Ch Comm Cons European Wts Apr 2016 A	2016/03/24	2016/04/05
24635	Bank of East Asia – Foxconn European Warrants Apr 2016 A	2016/03/24	2016/04/05
24633	Bank of East Asia – Galaxy Ent European Warrants Apr 2016 A	2016/03/24	2016/04/05
28102	BOCI Asia Ltd. – A50 China European Warrants Apr 2016 A	2016/03/24	2016/04/05
28103	BOCI Asia Ltd. – Tracker Fund European Put Wts Apr 2016 A	2016/03/24	2016/04/05
12195	Credit Suisse AG – HSBC European Wts Apr 2016 B	2016/03/24	2016/04/05
19481	J P Morgan SP BV – A50 China European Put Wts Apr 2016 A	2016/03/24	2016/04/05
23161	J P Morgan SP BV – A50 China European Warrants Apr 2016 B	2016/03/24	2016/04/05
25016	J P Morgan SP BV – BankComm European Warrants Apr 2016 A	2016/03/24	2016/04/05
27773	J P Morgan SP BV – China Cinda European Warrants Apr 2016 A	2016/03/24	2016/04/05
26097	J P Morgan SP BV – China Mob European Wts Apr 2016 A	2016/03/24	2016/04/05
24890	J P Morgan SP BV – China Shenhua European Wts Apr 2016 B	2016/03/24	2016/04/05
24038	J P Morgan SP BV – China Tel European Warrants Apr 2016 A	2016/03/24	2016/04/05
21759	J P Morgan SP BV – CITIC European Warrants Apr 2016 A	2016/03/24	2016/04/05
23672	J P Morgan SP BV – CRRC European Warrants Apr 2016 A	2016/03/24	2016/04/05
25121	J P Morgan SP BV – Galaxy Ent European Put Wts Apr 2016 A	2016/03/24	2016/04/05
23662	J P Morgan SP BV – HKEX European Warrants Apr 2016 A	2016/03/24	2016/04/05
24689	J P Morgan SP BV – HKEX European Warrants Apr 2016 B	2016/03/24	2016/04/05
25439	J P Morgan SP BV – HSBC European Warrants Apr 2016 A	2016/03/24	2016/04/05
25191	J P Morgan SP BV – PetroChina European Warrants Apr 2016 A	2016/03/24	2016/04/05
24693	J P Morgan SP BV – Ping An European Warrants Apr 2016 A	2016/03/24	2016/04/05
25194	J P Morgan SP BV – Sinopec Corp European Warrants Apr 2016 A	2016/03/24	2016/04/05
24765	J P Morgan SP BV – Techtronic European Warrants Apr 2016 A	2016/03/24	2016/04/05
25774	Nomura Int'l plc – HSBC European Warrants Apr 2016 A	2016/03/24	2016/04/05
26146	Standard Chartered Bank – A50 China Euro Warrants Apr 2016 A	2016/03/24	2016/04/05
24178	Standard Chartered Bank – CAM CSI300 European Wts Apr 2016 A	2016/03/24	2016/04/05
11880	Standard Chartered Bank – CKH European Warrants Apr 2016 A	2016/03/24	2016/04/05
21439	UBS AG – HSBC European Warrants Apr 2016 B	2016/03/24	2016/04/05
21719	Bank of East Asia – Tencent Holdings European Put Wts Apr16A	2016/03/29	2016/04/06
20465	BNP Paribas Arbit Issu B.V. – A50 China Euro Wts Apr 2016 A	2016/03/29	2016/04/06
12240	BNP Paribas Arbit Issu B.V. – A50 China Euro Wts Apr 2016 B	2016/03/29	2016/04/06
21904	BNP Paribas Arbit Issu B.V. – Agricultural Bank Eu Wt Apr16A	2016/03/29	2016/04/06
17557	BNP Paribas Arbit Issu B.V. – AIA European Wts Apr 2016 A	2016/03/29	2016/04/06
11120	BNP Paribas Arbit Issu B.V. – AIA European Wts Apr 2016 B	2016/03/29	2016/04/06
26498	BNP Paribas Arbit Issu B.V. – Anta Sports Euro Wt Apr 2016 A	2016/03/29	2016/04/06
12238	BNP Paribas Arbit Issu B.V. – CAM CSI300 Euro Wts Apr 2016 A	2016/03/29	2016/04/06
11440	BNP Paribas Arbit Issu B.V. – CC Bank Euro Wts Apr 2016 A	2016/03/29	2016/04/06
16896	BNP Paribas Arbit Issu B.V. – Ch Mer Hold Euro Wts Apr 2016A	2016/03/29	2016/04/06
12207	BNP Paribas Arbit Issu B.V. – Ch Mobile Euro Wts Apr 2016 A	2016/03/29	2016/04/06
24936	BNP Paribas Arbit Issu B.V. – Ch Shenhua Euro Wts Apr 2016 A	2016/03/29	2016/04/06
17883	BNP Paribas Arbit Issu B.V. – China Life Euro Wts Apr 2016 A	2016/03/29	2016/04/06
20364	BNP Paribas Arbit Issu B.V. – China Life Euro Wts Apr 2016 B	2016/03/29	2016/04/06
19714	BNP Paribas Arbit Issu B.V. – CSOP A50 ETF Eu Wts Apr 2016 A	2016/03/29	2016/04/06
12239	BNP Paribas Arbit Issu B.V. – CSOP A50 ETF Eu Wts Apr 2016 B	2016/03/29	2016/04/06
12203	BNP Paribas Arbit Issu B.V. – Galaxy Ent Euro Wts Apr 2016 A	2016/03/29	2016/04/06
16897	BNP Paribas Arbit Issu B.V. – Haier Elec Euro Wts Apr 2016 A	2016/03/29	2016/04/06
12820	BNP Paribas Arbit Issu B.V. – Henganintl Euro Wts Apr 2016	2016/03/29	2016/04/06
20912	BNP Paribas Arbit Issu B.V. – HKEX European Wts Apr 2016 A	2016/03/29	2016/04/06
11434	BNP Paribas Arbit Issu B.V. – HS H-SHARE Euro Wts Apr 2016 A	2016/03/29	2016/04/06
21145	BNP Paribas Arbit Issu B.V. – HSBC European Wts Apr 2016 A	2016/03/29	2016/04/06
11114	BNP Paribas Arbit Issu B.V. – HSBC European Wts Apr 2016 B	2016/03/29	2016/04/06
27425	BNP Paribas Arbit Issu B.V. – Nine Dragons Eur Wt Apr 2016 A	2016/03/29	2016/04/06
12200	BNP Paribas Arbit Issu B.V. – PetroCh Euro Wts Apr 2016 A	2016/03/29	2016/04/06
13983	BNP Paribas Arbit Issu B.V. – Ping An European Wt Apr 2016 A	2016/03/29	2016/04/06
21897	BNP Paribas Arbit Issu B.V. – Ping An European Wt Apr 2016 B	2016/03/29	2016/04/06
18717	BNP Paribas Arbit Issu B.V. – Poly HK Inv Eur Wts Apr 2016 A	2016/03/29	2016/04/06
12205	BNP Paribas Arbit Issu B.V. – Sands China Euro Wt Apr 2016 A	2016/03/29	2016/04/06
22086	BNP Paribas Arbit Issu B.V. – Tencent Eu Put Wt Apr 2016 B	2016/03/29	2016/04/06
18718	BNP Paribas Arbit Issu B.V. – Yuexiu Property Eu Wt Apr 16 A	2016/03/29	2016/04/06
12143	BNP Paribas Arbit Issu B.V. – SHK Ppt Euro Wts Apr 2016 A	2016/03/29	2016/04/06
15925	BNP Paribas Arbit Issu B.V. – Tencent Hldgs Eu Wt Apr 2016 A	2016/03/29	2016/04/06
22655	BNP Paribas Arbit Issu B.V. – Tencent Hldgs Eu Wt Apr 2016 C	2016/03/29	2016/04/06
26883	BOCI Asia Ltd. – Galaxy Ent European Put Warrants Apr 2016 A	2016/03/29	2016/04/06
12259	Credit Suisse AG – CNOOC European Warrants Apr 2016 A	2016/03/29	2016/04/06
12263	Credit Suisse AG – Galaxy Ent European Put Wts Apr 2016 B	2016/03/29	2016/04/06
12262	Credit Suisse AG – Galaxy Ent European Warrants Apr 2016 A	2016/03/29	2016/04/06
22670	Goldman Sachs SP (Asia) – HKEX European Warrants Apr 2016 A	2016/03/29	2016/04/06
24891	J P Morgan SP BV – AIA European Put Warrants Apr 2016 A	2016/03/29	2016/04/06
25961	J P Morgan SP BV – AIA European Warrants Apr 2016 B	2016/03/29	2016/04/06
12129	J P Morgan SP BV – BOCL European Put Wts Apr 2016 A	2016/03/29	2016/04/06
26048	J P Morgan SP BV – CAM CSI300 European Warrants Apr 2016 A	2016/03/29	2016/04/06
12128	J P Morgan SP BV – CC Bank Euro Put Wts Apr 2016 B	2016/03/29	2016/04/06
25197	J P Morgan SP BV – CGN Power European Warrants Apr 2016 A	2016/03/29	2016/04/06
24505	J P Morgan SP BV – Ch Ship Cont European Warrants Apr 2016 A	2016/03/29	2016/04/06
24091	J P Morgan SP BV – China Life European Put Wts Apr 2016 A	2016/03/29	2016/04/06
24692	J P Morgan SP BV – China Mengniu European Wts Apr 2016 A	2016/03/29	2016/04/06
25416	J P Morgan SP BV – CKH European Warrants Apr 2016 A	2016/03/29	2016/04/06
19206	J P Morgan SP BV – CSOP A50 ETF European Warrants Apr 2016 A	2016/03/29	2016/04/06
27170	J P Morgan SP BV – Galaxy Ent European Put Wts Apr 2016 C	2016/03/29	2016/04/06
25199	J P Morgan SP BV – Galaxy Ent European Warrants Apr 2016 B	2016/03/29	2016/04/06
24127	J P Morgan SP BV – Greatwall Motor European Wts Apr 2016 A	2016/03/29	2016/04/06
11070	J P Morgan SP BV – Guotai Junani European Warrants Apr 2016A	2016/03/29	2016/04/06
23671	J P Morgan SP BV – Kingsoft European Warrants Apr 2016 A	2016/03/29	2016/04/06

List of expired derivative warrants, 2016 (continued)

Code	Warrant	Last trading date	Delisted date
15112	J P Morgan SP BV – Lenovo European Warrants Apr 2016 A	2016/03/29	2016/04/06
24502	J P Morgan SP BV – MCC European Warrants Apr 2016 A	2016/03/29	2016/04/06
25962	J P Morgan SP BV – Ping An European Warrants Apr 2016 B	2016/03/29	2016/04/06
24356	J P Morgan SP BV – Sands China European Put Wts Apr 2016 A	2016/03/29	2016/04/06
26077	J P Morgan SP BV – Sands China European Warrants Apr 2016 B	2016/03/29	2016/04/06
24040	J P Morgan SP BV – Shimao Property European Wts Apr 2016 A	2016/03/29	2016/04/06
26809	J P Morgan SP BV – SHK Ppt European Warrants Apr 2016 A	2016/03/29	2016/04/06
12230	J P Morgan SP BV – Stanchart European Warrants Apr 2016 A	2016/03/29	2016/04/06
14090	Macquarie Bank Ltd. – Towngas China European Wts Apr 2016 A	2016/03/29	2016/04/06
19007	Macquarie Bank Ltd. – A50 China European Warrants Apr 2016 A	2016/03/29	2016/04/06
24445	Macquarie Bank Ltd. – A50 China European Warrants Apr 2016 B	2016/03/29	2016/04/06
11704	Macquarie Bank Ltd. – AIA European Warrants Apr 2016 A	2016/03/29	2016/04/06
23995	Macquarie Bank Ltd. – Anhui Conch European Wts Apr 2016 A	2016/03/29	2016/04/06
19053	Macquarie Bank Ltd. – BOCHK European Warrants Apr 2016 A	2016/03/29	2016/04/06
11470	Macquarie Bank Ltd. – BOCL European Put Warrants Apr 2016 C	2016/03/29	2016/04/06
23577	Macquarie Bank Ltd. – BOCL European Warrants Apr 2016 A	2016/03/29	2016/04/06
11079	Macquarie Bank Ltd. – BOCL European Warrants Apr 2016 B	2016/03/29	2016/04/06
20470	Macquarie Bank Ltd. – Brilliance Chi Euro Wts Apr 2016 A	2016/03/29	2016/04/06
22975	Macquarie Bank Ltd. – BYD European Warrants Apr 2016 A	2016/03/29	2016/04/06
21143	Macquarie Bank Ltd. – CC Bank European Put Warrants Apr 16 D	2016/03/29	2016/04/06
22649	Macquarie Bank Ltd. – CC Bank European Warrants Apr 2016 A	2016/03/29	2016/04/06
11073	Macquarie Bank Ltd. – CC Bank European Warrants Apr 2016 B	2016/03/29	2016/04/06
12166	Macquarie Bank Ltd. – CC Bank European Warrants Apr 2016 C	2016/03/29	2016/04/06
24653	Macquarie Bank Ltd. – CEB Bank European Warrants Apr 2016 A	2016/03/29	2016/04/06
20651	Macquarie Bank Ltd. – Ch Comm Cons European Wts Apr 2016 A	2016/03/29	2016/04/06
23650	Macquarie Bank Ltd. – China Coal European Wts Apr 2016 A	2016/03/29	2016/04/06
22017	Macquarie Bank Ltd. – China Life European Wts Apr 2016 A	2016/03/29	2016/04/06
11077	Macquarie Bank Ltd. – China Life European Wts Apr 2016 B	2016/03/29	2016/04/06
11830	Macquarie Bank Ltd. – China Life European Wts Apr 2016 D	2016/03/29	2016/04/06
22016	Macquarie Bank Ltd. – China Overseas European Wts Apr 2016 A	2016/03/29	2016/04/06
23994	Macquarie Bank Ltd. – China Overseas European Wts Apr 2016 B	2016/03/29	2016/04/06
24554	Macquarie Bank Ltd. – China Shenhua European Wts Apr 2016 A	2016/03/29	2016/04/06
21889	Macquarie Bank Ltd. – China Tel European Warrants Apr 2016 A	2016/03/29	2016/04/06
15874	Macquarie Bank Ltd. – China Unicom European Wts Apr 2016 A	2016/03/29	2016/04/06
23802	Macquarie Bank Ltd. – CITIC Bank European Wts Apr 2016 A	2016/03/29	2016/04/06
24393	Macquarie Bank Ltd. – CITIC Sec European Warrants Apr 2016 A	2016/03/29	2016/04/06
11902	Macquarie Bank Ltd. – CKH European Warrants Apr 2016 A	2016/03/29	2016/04/06
22950	Macquarie Bank Ltd. – CKP European Warrants Apr 2016 A	2016/03/29	2016/04/06
23992	Macquarie Bank Ltd. – CKP European Warrants Apr 2016 B	2016/03/29	2016/04/06
22828	Macquarie Bank Ltd. – CM Bank European Warrants Apr 2016 A	2016/03/29	2016/04/06
19628	Macquarie Bank Ltd. – CRRC European Warrants Apr 2016 A	2016/03/29	2016/04/06
22000	Macquarie Bank Ltd. – Evergrande European Wts Apr 2016 A	2016/03/29	2016/04/06
25109	Macquarie Bank Ltd. – Galaxy Ent European Put Wts Apr 2016 B	2016/03/29	2016/04/06
24009	Macquarie Bank Ltd. – Galaxy Ent European Wts Apr 2016 A	2016/03/29	2016/04/06
27024	Macquarie Bank Ltd. – Galaxy Ent European Wts Apr 2016 C	2016/03/29	2016/04/06
26132	Macquarie Bank Ltd. – HKEX European Put Warrants Apr 2016 B	2016/03/29	2016/04/06
22535	Macquarie Bank Ltd. – HKEX European Warrants Apr 2016 A	2016/03/29	2016/04/06
26270	Macquarie Bank Ltd. – HKEX European Warrants Apr 2016 C	2016/03/29	2016/04/06
21247	Macquarie Bank Ltd. – HSBC European Warrants Apr 2016 A	2016/03/29	2016/04/06
23761	Macquarie Bank Ltd. – HSBC European Warrants Apr 2016 B	2016/03/29	2016/04/06
26817	Macquarie Bank Ltd. – HSBC European Warrants Apr 2016 C	2016/03/29	2016/04/06
19653	Macquarie Bank Ltd. – Macau Legend European Warrants Apr 2016 A	2016/03/29	2016/04/06
11123	Macquarie Bank Ltd. – Minsheng Bank European Wts Apr 2016 A	2016/03/29	2016/04/06
15205	Macquarie Bank Ltd. – Nine Dragons European Wts Apr 2016 A	2016/03/29	2016/04/06
24781	Macquarie Bank Ltd. – PetroChina European Wts Apr 2016 A	2016/03/29	2016/04/06
12244	Macquarie Bank Ltd. – PetroChina European Wts Apr 2016 B	2016/03/29	2016/04/06
23990	Macquarie Bank Ltd. – PICC Group European Wts Apr 2016 A	2016/03/29	2016/04/06
23541	Macquarie Bank Ltd. – Sands China European Wts Apr 2016 A	2016/03/29	2016/04/06
26816	Macquarie Bank Ltd. – Sands China European Wts Apr 2016 B	2016/03/29	2016/04/06
24963	Macquarie Bank Ltd. – SHK Ppt European Warrants Apr 2016 A	2016/03/29	2016/04/06
23754	Macquarie Bank Ltd. – Sinopec Corp European Wts Apr 2016 A	2016/03/29	2016/04/06
27025	Macquarie Bank Ltd. – Sinopec Corp European Wts Apr 2016 B	2016/03/29	2016/04/06
12153	Macquarie Bank Ltd. – Tencent European Put Wts Apr 2016 D	2016/03/29	2016/04/06
23133	Macquarie Bank Ltd. – Tencent European Warrants Apr 2016 A	2016/03/29	2016/04/06
12131	Macquarie Bank Ltd. – Tencent European Warrants Apr 2016 B	2016/03/29	2016/04/06
12132	Macquarie Bank Ltd. – Tencent European Warrants Apr 2016 C	2016/03/29	2016/04/06
11361	Macquarie Bank Ltd. – China Life European Put Warrants Apr 2016 C	2016/03/29	2016/04/06
22952	Macquarie Bank Ltd. – GCL-Poly Energy European Wts Apr 2016 A	2016/03/29	2016/04/06
27020	Macquarie Bank Ltd. – Greatwall Motor European Wts Apr 2016 A	2016/03/29	2016/04/06
13437	RB of Scotland N.V. – HSBC European Warrants Apr 2016	2016/03/29	2016/04/06
11878	Standard Chartered Bank – AIA European Put Wts Apr 2016 A	2016/03/29	2016/04/06
24030	Standard Chartered Bank – CSOP A50 ETF Euro Wts Apr 2016 B	2016/03/29	2016/04/06
24176	Standard Chartered Bank – Greatwall Motor Euro Wt Apr 2016 A	2016/03/29	2016/04/06
21404	UBS AG – China Life European Warrants Apr 2016 B	2016/03/29	2016/04/06
18978	BOCI Asia Ltd. – China Mobile European Warrants Apr 2016 A	2016/03/30	2016/04/07
23582	BOCI Asia Ltd. – CSOP A50 ETF European Warrants Apr 2016 B	2016/03/30	2016/04/07
12109	BOCI Asia Ltd. – PetroChina European Warrants Apr 2016 A	2016/03/30	2016/04/07
24804	BOCI Asia Ltd. – Sands China European Put Wts Apr 2016 B	2016/03/30	2016/04/07
26013	Nomura Int'l plc – Digital China European Wts Apr 2016 A	2016/03/30	2016/04/07
23593	SGA Societe Generale Acceptance N.V. – COVS Eu Wts Apr 2016 A	2016/03/30	2016/04/07
24856	SGA Societe Generale Acceptance N.V. – AGBK Eu Wt Apr 2016 A	2016/03/30	2016/04/07
17682	SGA Societe Generale Acceptance N.V. – BOCHK Eu Wt Apr 2016 A	2016/03/30	2016/04/07
22802	SGA Societe Generale Acceptance N.V. – Ch Mob Eu Wt Apr 16 A	2016/03/30	2016/04/07
21254	SGA Societe Generale Acceptance N.V. – CITIC Euro Wt Apr 16 A	2016/03/30	2016/04/07
21115	SGA Societe Generale Acceptance N.V. – CMB Eu Wts Apr 2016 A	2016/03/30	2016/04/07
12213	SGA Societe Generale Acceptance N.V. – CNOOC Eu Wt Apr 2016 A	2016/03/30	2016/04/07
28154	SGA Societe Generale Acceptance N.V. – CP&CC Eu Wt Apr 2016 A	2016/03/30	2016/04/07

List of expired derivative warrants, 2016 (continued)

Code	Warrant	Last trading date	Delisted date
22139	SGA Societe Generale Acceptance N.V. – CRCC Eu Wt Apr 2016 A	2016/03/30	2016/04/07
20284	SGA Societe Generale Acceptance N.V. – CSA50 Eu Wt Apr 2016B	2016/03/30	2016/04/07
27628	SGA Societe Generale Acceptance N.V. – Esprit Eu Wt Apr 16 A	2016/03/30	2016/04/07
14345	SGA Societe Generale Acceptance N.V. – HKEX Eu Wt Apr 2016 A	2016/03/30	2016/04/07
25338	SGA Societe Generale Acceptance N.V. – HKEX Eu Wt Apr 2016 B	2016/03/30	2016/04/07
21122	SGA Societe Generale Acceptance N.V. – JIANC Eu Wt Apr 2016A	2016/03/30	2016/04/07
29004	SGA Societe Generale Acceptance N.V. – Kingsoft Eu Wt Apr16A	2016/03/30	2016/04/07
15640	SGA Societe Generale Acceptance N.V. – Lenovo Eu Wt Apr 16 A	2016/03/30	2016/04/07
26328	SGA Societe Generale Acceptance N.V. – Petch Eu Wt Apr 2016A	2016/03/30	2016/04/07
13583	SGA Societe Generale Acceptance N.V.- A50 Ch Eu Wt Apr 2016A	2016/03/30	2016/04/07
19408	SGA Societe Generale Acceptance N.V.- A50 Ch Eu Wt Apr 2016C	2016/03/30	2016/04/07
22551	SGA Societe Generale Acceptance N.V.- A50 Ch Eu Wt Apr 2016D	2016/03/30	2016/04/07
24979	SGA Societe Generale Acceptance N.V.- A50 Ch Eu Wt Apr 2016E	2016/03/30	2016/04/07
12162	SGA Societe Generale Acceptance N.V.- A50 Ch Eu Wt Apr 2016F	2016/03/30	2016/04/07
20454	SGA Societe Generale Acceptance N.V. -CCCL Eu Wt Apr 2016 A	2016/03/30	2016/04/07
29593	SGA Societe Generale Acceptance N.V. -HSBC Eu Put Wt Apr 16 A	2016/03/30	2016/04/07
21256	SGA Societe Generale Acceptance N.V. -PICC P&C Eu Wt Apr 16A	2016/03/30	2016/04/07
24806	SGA Societe Generale Acceptance N.V. -Ping An Eu Wt Apr 16 A	2016/03/30	2016/04/07
24808	SGA Societe Generale Acceptance N.V. -Ping An Eu Wt Apr 16 B	2016/03/30	2016/04/07
20968	SGA Societe Generale Acceptance N.V. -Tencent Eu Wt Apr 16 B	2016/03/30	2016/04/07
21505	SGA Societe Generale Acceptance N.V. -Tencent Eu Wt Apr 16 C	2016/03/30	2016/04/07
22232	SGA Societe Generale Acceptance N.V. -Tencent Eu Wt Apr 16 D	2016/03/30	2016/04/07
12165	SGA Societe Generale Acceptance N.V. -Tencent Eu Wt Apr 16 E	2016/03/30	2016/04/07
18833	SGA Societe Generale Acceptance N.V.-A50 Ch Eu Put Wt Apr16B	2016/03/30	2016/04/07
25614	SGA Societe Generale Acceptance N.V.-CAM CSI300 Eu Wt Apr16A	2016/03/30	2016/04/07
12172	SGA Societe Generale Acceptance N.V.-Ch Vanke Eu Wts Apr16 A	2016/03/30	2016/04/07
22321	SGA Societe Generale Acceptance N.V.-Fosun Intl Eu Wt Apr16A	2016/03/30	2016/04/07
12150	SGA Societe Generale Acceptance N.V.-Galaxy Eu Put Wt Apr16A	2016/03/30	2016/04/07
14346	SGA Societe Generale Acceptance N.V.-Henganintl Eu Wt Apr16A	2016/03/30	2016/04/07
25333	SGA Societe Generale Acceptance N.V-HS H-SH Eu Put Wt Apr16C	2016/03/30	2016/04/07
24368	SGA Societe Generale Acceptance N.V-HS H-SHARE Eu Wts Apr16A	2016/03/30	2016/04/07
25332	SGA Societe Generale Acceptance N.V-HS H-SHARE Eu Wts Apr16B	2016/03/30	2016/04/07
29035	SGA Societe Generale Acceptance N.V-Sands China Eu Wt Apr16B	2016/03/30	2016/04/07
20343	SGA Societe Generale Acceptance N.V-Tencent Eu Put Wt Apr16A	2016/03/30	2016/04/07
19407	SGA Societe Generale Acceptance NV-CSOP A50 ETF Eu Wt Apr16A	2016/03/30	2016/04/07
21259	SGA Societe Generale Acceptance NV-CSOP A50 ETF Eu Wt Apr16C	2016/03/30	2016/04/07
24561	SGA Societe Generale Acceptance NV-Sands Ch Eu Put Wt Apr 16A	2016/03/30	2016/04/07
12577	Standard Chartered Bank – CC Bank European Wts Apr 2016 A	2016/03/31	2016/04/08
12552	UBS AG – CITIC Bank European Warrants Apr 2016 A	2016/03/31	2016/04/08
12494	UBS AG – CNOOC European Warrants Apr 2016 A	2016/03/31	2016/04/08
12568	UBS AG – Geely Auto European Warrants Apr 2016 A	2016/03/31	2016/04/08
12488	UBS AG – PetroChina European Warrants Apr 2016 A	2016/03/31	2016/04/08
12502	UBS AG – Sands China European Warrants Apr 2016 A	2016/03/31	2016/04/08
25181	Goldman Sachs SP (Asia) – HSBC European Warrants Apr 2016 A	2016/04/01	2016/04/11
27223	Goldman Sachs SP (Asia) – HSBC European Warrants Apr 2016 B	2016/04/01	2016/04/11
23069	Goldman Sachs SP (Asia) – Ping An Euro Put Wts Apr 2016 B	2016/04/01	2016/04/11
12193	UBS AG – Galaxy Ent European Warrants Apr 2016 A	2016/04/01	2016/04/11
23584	BOCI Asia Ltd. – A50 China European Warrants Apr 2016 B	2016/04/05	2016/04/12
12284	Credit Suisse AG – HSBC European Wts Apr 2016 C	2016/04/05	2016/04/12
21652	J P Morgan SP BV – Tencent European Warrants Apr 2016 A	2016/04/05	2016/04/12
23911	J P Morgan SP BV – Tracker Fund European Warrants Apr 2016 A	2016/04/05	2016/04/12
24089	Standard Chartered Bank – HSBC European Warrants Apr 2016 A	2016/04/05	2016/04/12
11142	UBS AG – HSBC European Warrants Apr 2016 A	2016/04/05	2016/04/12
12511	UBS AG – Kingsoft European Warrants Apr 2016 A	2016/04/05	2016/04/12
11146	UBS AG – Stanchart European Warrants Apr 2016 A	2016/04/05	2016/04/12
21155	Bank of East Asia – Great Wall Motor European Wts Apr 2016 A	2016/04/06	2016/04/13
20626	BOCI Asia Ltd. – Sinopec Corp European Warrants Apr 2016 A	2016/04/06	2016/04/13
16661	UBS AG – Ping An European Put Warrants Apr 2016 A	2016/04/07	2016/04/14
16710	UBS AG – CNOOC European Warrants Apr 2016 B	2016/04/08	2016/04/15
24291	Goldman Sachs SP (Asia) – CGS European Warrants Apr 2016 A	2016/04/11	2016/04/18
11258	Goldman Sachs SP (Asia) – HKEX European Warrants Apr 2016 B	2016/04/11	2016/04/18
21177	BOCI Asia Ltd. – Tencent Holdings European Wts Apr 2016 A	2016/04/12	2016/04/19
29428	BOCI Asia Ltd. – Tracker Fund European Warrants Apr 2016 B	2016/04/12	2016/04/19
21588	Macquarie Bank Ltd. – Anta Sports European Wts Apr 2016 A	2016/04/12	2016/04/19
21762	Macquarie Bank Ltd. – Ch Oilfield European Wts Apr 2016 A	2016/04/12	2016/04/19
21761	Macquarie Bank Ltd. – Singyes Solar European Wts Apr 2016 A	2016/04/12	2016/04/19
23544	Standard Chartered Bank – CSOP A50 ETF Euro Wts Apr 2016 A	2016/04/12	2016/04/19
23552	UBS AG – CSOP A50 ETF European Warrants Apr 2016 A	2016/04/12	2016/04/19
18712	UBS AG – Sinopec Corp European Warrants Apr 2016 A	2016/04/13	2016/04/20
22136	Goldman Sachs SP (Asia) – A50 China European Wts Apr 2016 A	2016/04/15	2016/04/22
11788	HK Bank – Minsheng Bank European Warrants Apr 2016 A	2016/04/15	2016/04/22
13141	UBS AG – Minsheng Bank European Warrants Apr 2016 A	2016/04/15	2016/04/22
23074	Credit Suisse AG – China Mobile European Put Wts Apr 2016 C	2016/04/18	2016/04/25
22634	Credit Suisse AG – China Mobile European Warrants Apr 2016 B	2016/04/18	2016/04/25
24647	Standard Chartered Bank – CGS European Warrants Apr 2016 A	2016/04/18	2016/04/25
24253	Standard Chartered Bank – China Shenhua Euro Wts Apr 2016 A	2016/04/18	2016/04/25
25646	UBS AG – BOCL European Warrants Apr 2016 A	2016/04/18	2016/04/25
15962	UBS AG – SHK Ppt European Warrants Apr 2016 A	2016/04/18	2016/04/25
21628	UBS AG – Stanchart European Warrants Apr 2016 B	2016/04/18	2016/04/25
11480	BOCI Asia Ltd. – China Cinda European Warrants Apr 2016 A	2016/04/19	2016/04/26
19019	BOCI Asia Ltd. – China Mobile European Put Wts Apr 2016 B	2016/04/19	2016/04/26
19095	BOCI Asia Ltd. – CSOP A50 ETF European Warrants Apr 2016 A	2016/04/19	2016/04/26
22177	BOCI Asia Ltd. – Tencent Holdings European Wts Apr 2016 B	2016/04/19	2016/04/26
23756	Credit Suisse AG – CRCC European Warrants Apr 2016 A	2016/04/19	2016/04/26
20335	Credit Suisse AG – Stanchart European Put Warrants Apr 2016A	2016/04/19	2016/04/26
23029	Goldman Sachs SP (Asia) – China Mobile Eu Put Wts Apr 2016 B	2016/04/19	2016/04/26
19174	UBS AG – A50 China European Warrants Apr 2016 A	2016/04/19	2016/04/26

List of expired derivative warrants, 2016 (continued)

Code	Warrant	Last trading date	Delisted date
19976	UBS AG – Ch Railway Cons European Warrants Apr 2016 A	2016/04/19	2016/04/26
21418	UBS AG – CKP European Warrants Apr 2016 A	2016/04/19	2016/04/26
22653	BOCI Asia Ltd. – HKEX European Warrants Apr 2016 A	2016/04/20	2016/04/27
23716	Credit Suisse AG – China Life European Put Wts Apr 2016 B	2016/04/20	2016/04/27
12907	Goldman Sachs SP (Asia) – HSBC European Warrants Apr 2016 C	2016/04/20	2016/04/27
15281	HK Bank – Jiangxi Copper European Warrants Apr 2016 A	2016/04/20	2016/04/27
18512	HK Bank – PICC European Warrants Apr 2016 A	2016/04/20	2016/04/27
17766	Macquarie Bank Ltd. – Jiangxi Copper European Wts Apr 2016 A	2016/04/20	2016/04/27
19744	UBS AG – AIA European Put Warrants Apr 2016 A	2016/04/20	2016/04/27
16822	UBS AG – China Life European Put Warrants Apr 2016 A	2016/04/20	2016/04/27
11987	UBS AG – CITIC European Warrants Apr 2016 A	2016/04/20	2016/04/27
22197	UBS AG – Haitong Sec European Warrants Apr 2016 A	2016/04/20	2016/04/27
16765	UBS AG – Sands China European Warrants Apr 2016 B	2016/04/20	2016/04/27
22181	UBS AG – Tencent Holdings European Warrants Apr 2016 A	2016/04/20	2016/04/27
22836	BOCI Asia Ltd. – Sands China European Warrants Apr 2016 A	2016/04/21	2016/04/28
23206	UBS AG – CC Bank European Warrants Apr 2016 A	2016/04/21	2016/04/28
23210	UBS AG – ICBC European Warrants Apr 2016 A	2016/04/21	2016/04/28
23961	UBS AG – Ping An European Warrants Apr 2016 B	2016/04/21	2016/04/28
19742	Bank of East Asia – CSOP A50 ETF European Wts Apr 2016 A	2016/04/22	2016/04/29
12113	BOCI Asia Ltd. – China Life European Put Warrants Apr 2016 A	2016/04/22	2016/04/29
21249	Credit Suisse AG – China Life European Warrants Apr 2016 A	2016/04/22	2016/04/29
12294	Credit Suisse AG – HSI European Put Warrants Apr 2016 A	2016/04/22	2016/04/29
22998	Credit Suisse AG – HSI European Put Warrants Apr 2016 B	2016/04/22	2016/04/29
24142	Credit Suisse AG – HSI European Put Warrants Apr 2016 D	2016/04/22	2016/04/29
24138	Credit Suisse AG – HSI European Warrants Apr 2016 C	2016/04/22	2016/04/29
22633	Credit Suisse AG – PetroChina European Warrants Apr 2016 B	2016/04/22	2016/04/29
12911	Goldman Sachs SP (Asia) – A50 China European Wts Apr 2016 B	2016/04/22	2016/04/29
23033	Goldman Sachs SP (Asia) – China Life Euro Put Wts Apr 2016 B	2016/04/22	2016/04/29
22862	Goldman Sachs SP (Asia) – China Life Euro Wts Apr 2016 A	2016/04/22	2016/04/29
20347	Goldman Sachs SP (Asia) – HSBC European Warrants Apr 2016 D	2016/04/22	2016/04/29
20770	Goldman Sachs SP (Asia) – HSCEI European Warrants Apr 2016 A	2016/04/22	2016/04/29
12352	Goldman Sachs SP (Asia) – HSCEI European Warrants Apr 2016 B	2016/04/22	2016/04/29
25477	Goldman Sachs SP (Asia) – HSI European Put Wts Apr 2016 A	2016/04/22	2016/04/29
29239	Goldman Sachs SP (Asia) – HSI European Put Wts Apr 2016 B	2016/04/22	2016/04/29
11012	Goldman Sachs SP (Asia) – HSI European Put Wts Apr 2016 C	2016/04/22	2016/04/29
23194	Goldman Sachs SP (Asia) – HSI European Put Wts Apr 2016 F	2016/04/22	2016/04/29
24517	Goldman Sachs SP (Asia) – HSI European Put Wts Apr 2016 H	2016/04/22	2016/04/29
25714	Goldman Sachs SP (Asia) – HSI European Put Wts Apr 2016 I	2016/04/22	2016/04/29
12179	Goldman Sachs SP (Asia) – HSI European Warrants Apr 2016 D	2016/04/22	2016/04/29
12384	Goldman Sachs SP (Asia) – HSI European Warrants Apr 2016 E	2016/04/22	2016/04/29
24000	Goldman Sachs SP (Asia) – HSI European Warrants Apr 2016 G	2016/04/22	2016/04/29
15358	Goldman Sachs SP (Asia) – Sands China Eur Put Wts Apr 2016 B	2016/04/22	2016/04/29
19343	Goldman Sachs SP (Asia) – SHK Ppt European Wts Apr 2016 A	2016/04/22	2016/04/29
11235	HK Bank – HSCEI European Put Warrants Apr 2016 A	2016/04/22	2016/04/29
12974	HK Bank – HSCEI European Put Warrants Apr 2016 B	2016/04/22	2016/04/29
19532	HK Bank – HSCEI European Put Warrants Apr 2016 D	2016/04/22	2016/04/29
17271	HK Bank – HSCEI European Warrants Apr 2016 C	2016/04/22	2016/04/29
25201	HK Bank – HSCEI European Warrants Apr 2016 E	2016/04/22	2016/04/29
19523	HK Bank – HSI European Put Warrants Apr 2016 A	2016/04/22	2016/04/29
22992	HK Bank – HSI European Put Warrants Apr 2016 C	2016/04/22	2016/04/29
24266	HK Bank – HSI European Put Warrants Apr 2016 E	2016/04/22	2016/04/29
25356	HK Bank – HSI European Put Warrants Apr 2016 G	2016/04/22	2016/04/29
25721	HK Bank – HSI European Put Warrants Apr 2016 H	2016/04/22	2016/04/29
22788	HK Bank – HSI European Warrants Apr 2016 B	2016/04/22	2016/04/29
24263	HK Bank – HSI European Warrants Apr 2016 D	2016/04/22	2016/04/29
25198	HK Bank – HSI European Warrants Apr 2016 F	2016/04/22	2016/04/29
26645	J P Morgan SP BV – HSCEI European Wts Apr 2016 A	2016/04/22	2016/04/29
11426	J P Morgan SP BV – HSI European Put Warrants Apr 2016 C	2016/04/22	2016/04/29
20149	J P Morgan SP BV – HSI European Put Warrants Apr 2016 F	2016/04/22	2016/04/29
21763	J P Morgan SP BV – HSI European Put Warrants Apr 2016 G	2016/04/22	2016/04/29
25645	J P Morgan SP BV – HSI European Put Warrants Apr 2016 H	2016/04/22	2016/04/29
25951	J P Morgan SP BV – HSI European Put Warrants Apr 2016 I	2016/04/22	2016/04/29
25228	J P Morgan SP BV – HSI European Warrants Apr 2016 A	2016/04/22	2016/04/29
26644	J P Morgan SP BV – HSI European Warrants Apr 2016 B	2016/04/22	2016/04/29
12234	J P Morgan SP BV – HSI European Warrants Apr 2016 D	2016/04/22	2016/04/29
12275	J P Morgan SP BV – HSI European Warrants Apr 2016 E	2016/04/22	2016/04/29
11373	Nomura Int'l plc – Minsheng Bank European Wts Apr 2016 A	2016/04/22	2016/04/29
11018	SGA Societe Generale Acceptance N.V. – HSCEI Eu Wt Apr 2016B	2016/04/22	2016/04/29
17851	SGA Societe Generale Acceptance N.V. – HSCEI Eu Wt Apr 2016C	2016/04/22	2016/04/29
25512	SGA Societe Generale Acceptance N.V. – HSI Eur Wt Apr 2016 A	2016/04/22	2016/04/29
23291	SGA Societe Generale Acceptance N.V. – HSI Eur Wt Apr 2016 E	2016/04/22	2016/04/29
24327	SGA Societe Generale Acceptance N.V. – HSI Eur Wt Apr 2016 F	2016/04/22	2016/04/29
24548	SGA Societe Generale Acceptance N.V. –HSCEI Eu Put Wt Apr16A	2016/04/22	2016/04/29
11312	SGA Societe Generale Acceptance N.V. –HSI Eu Put Wt Apr 16 B	2016/04/22	2016/04/29
21192	SGA Societe Generale Acceptance N.V. –HSI Eu Put Wt Apr 16 C	2016/04/22	2016/04/29
21736	SGA Societe Generale Acceptance N.V. –HSI Eu Put Wt Apr 16 D	2016/04/22	2016/04/29
12278	Standard Chartered Bank – HSI European Put Wts Apr 2016 A	2016/04/22	2016/04/29
18320	Standard Chartered Bank – Jiangxi Copper Euro Wts Apr 2016 A	2016/04/22	2016/04/29
20136	UBS AG – China Mobile European Warrants Apr 2016 A	2016/04/22	2016/04/29
20974	UBS AG – HSI European Put Warrants Apr 2016 B	2016/04/22	2016/04/29
22820	UBS AG – HSI European Put Warrants Apr 2016 C	2016/04/22	2016/04/29
22824	UBS AG – HSI European Put Warrants Apr 2016 D	2016/04/22	2016/04/29
24380	UBS AG – HSI European Put Warrants Apr 2016 F	2016/04/22	2016/04/29
12508	UBS AG – HSI European Warrants Apr 2016 A	2016/04/22	2016/04/29
22946	UBS AG – HSI European Warrants Apr 2016 E	2016/04/22	2016/04/29
17516	Bank of East Asia – BOCL European Warrants Apr 2016 A	2016/04/25	2016/05/03
18755	Bank of East Asia – CM Bank European Warrants Apr 2016 A	2016/04/25	2016/05/03

List of expired derivative warrants, 2016 (continued)

Code	Warrant	Last trading date	Delisted date
17729	Bank of East Asia – Stanchart European Put Warrants Apr 16 A	2016/04/25	2016/05/03
12287	Credit Suisse AG – AIA European Warrants Apr 2016 A	2016/04/25	2016/05/03
12283	Credit Suisse AG – CC Bank European Warrants Apr 2016 A	2016/04/25	2016/05/03
19141	Credit Suisse AG – CC Bank European Warrants Apr 2016 B	2016/04/25	2016/05/03
12127	Credit Suisse AG – China Cinda European Warrants Apr 2016 A	2016/04/25	2016/05/03
12289	Credit Suisse AG – China Cinda European Warrants Apr 2016 B	2016/04/25	2016/05/03
19946	Credit Suisse AG – China Mobile European Warrants Apr 2016 A	2016/04/25	2016/05/03
20174	Credit Suisse AG – CKP European Warrants Apr 2016 A	2016/04/25	2016/05/03
18685	Credit Suisse AG – CSOP A50 ETF European Warrants Apr 2016 A	2016/04/25	2016/05/03
18889	Credit Suisse AG – CSOP A50 ETF European Warrants Apr 2016 B	2016/04/25	2016/05/03
25060	Credit Suisse AG – CSOP A50 ETF European Warrants Apr 2016 C	2016/04/25	2016/05/03
22033	Credit Suisse AG – Haitong Sec European Warrants Apr 2016 A	2016/04/25	2016/05/03
12148	Credit Suisse AG – HSBC European Wts Apr 2016 A	2016/04/25	2016/05/03
17994	Credit Suisse AG – ICBC European Warrants Apr 2016 A	2016/04/25	2016/05/03
18126	Credit Suisse AG – Jiangxi Copper European Wts Apr 2016 A	2016/04/25	2016/05/03
16596	Credit Suisse AG – PetroChina European Put Warrants Apr 16 A	2016/04/25	2016/05/03
23715	Credit Suisse AG – Ping An European Put Warrants Apr 2016 B	2016/04/25	2016/05/03
23418	Credit Suisse AG – Ping An European Warrants Apr 2016 A	2016/04/25	2016/05/03
12292	Credit Suisse AG – Sands China European Warrants Apr 2016 A	2016/04/25	2016/05/03
23100	Credit Suisse AG – Sands China European Warrants Apr 2016 B	2016/04/25	2016/05/03
12286	Credit Suisse AG – Stanchart European Warrants Apr 2016 B	2016/04/25	2016/05/03
22032	Credit Suisse AG – Tencent Holdings European Wts Apr 2016 A	2016/04/25	2016/05/03
22366	Goldman Sachs SP (Asia) – AIA European Warrants Apr 2016 A	2016/04/25	2016/05/03
11394	Goldman Sachs SP (Asia) – CC Bank European Wts Apr 2016 A	2016/04/25	2016/05/03
28781	Goldman Sachs SP (Asia) – China Cinda Euro Wts Apr 2016 A	2016/04/25	2016/05/03
22477	Goldman Sachs SP (Asia) – China Mobile Euro Wts Apr 2016 A	2016/04/25	2016/05/03
28900	Goldman Sachs SP (Asia) – CITIC Sec European Wts Apr 2016 A	2016/04/25	2016/05/03
20058	Goldman Sachs SP (Asia) – CSOP A50 ETF Euro Wts Apr 2016 A	2016/04/25	2016/05/03
29074	Goldman Sachs SP (Asia) – CSOP A50 ETF Euro Wts Apr 2016 B	2016/04/25	2016/05/03
22948	Goldman Sachs SP (Asia) – HSBC European Put Wts Apr 2016 E	2016/04/25	2016/05/03
21091	Goldman Sachs Sp (Asia) – ICBC European Warrants Apr 2016 A	2016/04/25	2016/05/03
28848	Goldman Sachs SP (Asia) – PetroChina European Wts Apr 2016 A	2016/04/25	2016/05/03
22872	Goldman Sachs SP (Asia) – Ping An European Wts Apr 2016 A	2016/04/25	2016/05/03
24202	Goldman Sachs SP (Asia) – Ping An European Wts Apr 2016 C	2016/04/25	2016/05/03
11407	Goldman Sachs SP (Asia) – Sands China Euro Wts Apr 2016 A	2016/04/25	2016/05/03
28981	Goldman Sachs SP (Asia) – Ch Overseas European Wts Apr 2016 A	2016/04/25	2016/05/03
23116	Goldman Sachs SP (Asia) – Sinopec Corp European Wts Apr 2016 A	2016/04/25	2016/05/03
19369	HK Bank – A50 China European Warrants Apr 2016 A	2016/04/25	2016/05/03
25032	HK Bank – BOC HK European Warrants Apr 2016 A	2016/04/25	2016/05/03
21283	HK Bank – China Railway European Warrants Apr 2016 A	2016/04/25	2016/05/03
26228	HK Bank – CM Bank European Warrants Apr 2016 A	2016/04/25	2016/05/03
20320	HK Bank – CRCC European Warrants Apr 2016 A	2016/04/25	2016/05/03
20580	HK Bank – CSOP A50 ETF European Warrants Apr 2016 A	2016/04/25	2016/05/03
19477	HK Bank – Galaxy Ent European Warrants Apr 2016 A	2016/04/25	2016/05/03
26220	HK Bank – Haitong Sec European Warrants Apr 2016 A	2016/04/25	2016/05/03
15053	HK Bank – PetroChina European Warrants Apr 2016 A	2016/04/25	2016/05/03
17768	HK Bank – PetroChina European Warrants Apr 2016 B	2016/04/25	2016/05/03
13035	HK Bank – Ping An European Warrants Apr 2016 A	2016/04/25	2016/05/03
18412	HK Bank – SHK Ppt European Warrants Apr 2016 A	2016/04/25	2016/05/03
15115	HK Bank – Stanchart European Warrants Apr 2016 A	2016/04/25	2016/05/03
21864	HK Bank – Tencent European Warrants Apr 2016 A	2016/04/25	2016/05/03
26067	J P Morgan SP BV – CC Bank European Wts Apr 2016 A	2016/04/25	2016/05/03
16878	J P Morgan SP BV – China Mob European Put Wts Apr 2016 B	2016/04/25	2016/05/03
23298	J P Morgan SP BV – China Shenhua European Wts Apr 2016 A	2016/04/25	2016/05/03
23420	J P Morgan SP BV – CSOP A50 ETF European Warrants Apr 2016 B	2016/04/25	2016/05/03
19204	J P Morgan SP BV – JX Copper European Warrants Apr 2016 A	2016/04/25	2016/05/03
18265	Standard Chartered Bank – China Mobile Euro Wts Apr 2016 A	2016/04/25	2016/05/03
20904	Standard Chartered Bank – HKEX European Warrants Apr 2016 A	2016/04/25	2016/05/03
21319	Standard Chartered Bank – Tracker Fund Eu Put Wt Apr 2016 A	2016/04/25	2016/05/03
18324	Standard Chartered Bank – China Life European Wts Apr 2016 A	2016/04/25	2016/05/03
22832	UBS AG – AIA European Warrants Apr 2016 B	2016/04/25	2016/05/03
18101	Bank of East Asia – CM Bank European Warrants May 2016 A	2016/04/26	2016/05/04
20839	BNP Paribas Arbit Issu B.V. – Tencent Hldgs Eu Wt May 2016 A	2016/04/26	2016/05/04
29863	BOCI Asia Ltd. – CC Bank European Warrants May 2016 A	2016/04/26	2016/05/04
22894	BOCI Asia Ltd. – China Mobile European Warrants May 2016 A	2016/04/26	2016/05/04
11495	BOCI Asia Ltd. – CITIC Sec European Warrants May 2016 A	2016/04/26	2016/05/04
12436	BOCI Asia Ltd. – HSBC European Warrants May 2016 B	2016/04/26	2016/05/04
12110	BOCI Asia Ltd. – Ping An European Put Warrants May 2016 A	2016/04/26	2016/05/04
20689	Credit Suisse AG – AIA European Put Warrants May 2016 B	2016/04/26	2016/05/04
20478	Credit Suisse AG – China Life European Put Wts May 2016 A	2016/04/26	2016/05/04
20475	Credit Suisse AG – China Mobile European Put Wts May 2016 A	2016/04/26	2016/05/04
20405	Credit Suisse AG – CITIC European Warrants May 2016 A	2016/04/26	2016/05/04
25148	Credit Suisse AG – HSBC European Wts May 2016 B	2016/04/26	2016/05/04
20578	Goldman Sachs SP (Asia) – AIA European Put Wts May 2016 A	2016/04/26	2016/05/04
20864	Goldman Sachs SP (Asia) – China Mobile Euro Wts May 2016 A	2016/04/26	2016/05/04
22354	Goldman Sachs SP (Asia) – Tencent European Wt May 2016 B	2016/04/26	2016/05/04
24300	HK Bank – ICBC European Warrants May 2016 A	2016/04/26	2016/05/04
27049	J P Morgan SP BV – CAM CSI300 European Warrants May 2016 A	2016/04/26	2016/05/04
22940	J P Morgan SP BV – Cathay Pacific European Warrants May 16 A	2016/04/26	2016/05/04
18669	J P Morgan SP BV – Ch Railway Cons European Wts May 2016 A	2016/04/26	2016/05/04
21998	J P Morgan SP BV – Chi Res Land European Warrants May 2016 A	2016/04/26	2016/05/04
11061	J P Morgan SP BV – China Life European Put Wts May 2016 A	2016/04/26	2016/05/04
18937	J P Morgan SP BV – China Life European Warrants May 2016 B	2016/04/26	2016/05/04
22210	J P Morgan SP BV – China Mob European Wts May 2016 A	2016/04/26	2016/05/04
26130	J P Morgan SP BV – CKP European Warrants May 2016 A	2016/04/26	2016/05/04
18671	J P Morgan SP BV – CSOP A50 ETF European Warrants May 2016 A	2016/04/26	2016/05/04
26074	J P Morgan SP BV – Galaxy Ent European Warrants May 2016 A	2016/04/26	2016/05/04

List of expired derivative warrants, 2016 (continued)

Code	Warrant	Last trading date	Delisted date
28587	J P Morgan SP BV – HSBC European Put Warrants May 2016 B	2016/04/26	2016/05/04
26065	J P Morgan SP BV – HSBC European Warrants May 2016 A	2016/04/26	2016/05/04
25458	J P Morgan SP BV – ICBC European Warrants May 2016 A	2016/04/26	2016/05/04
28254	J P Morgan SP BV – Ping An European Put Warrants May 2016 A	2016/04/26	2016/05/04
12880	J P Morgan SP BV – Sands China European Warrants May 2016 C	2016/04/26	2016/05/04
25464	J P Morgan SP BV – Sinopharm European Warrants May 2016 A	2016/04/26	2016/05/04
27301	Standard Chartered Bank – CKP European Warrants May 2016 A	2016/04/26	2016/05/04
13378	UBS AG – Galaxy Ent European Warrants May 2016 A	2016/04/26	2016/05/04
12208	BNP Paribas Arbit Issu B.V. – BOCL European Wts May 2016 A	2016/04/27	2016/05/05
12296	BNP Paribas Arbit Issu B.V. – CC Bank Euro Wts May 2016 A	2016/04/27	2016/05/05
24115	BNP Paribas Arbit Issu B.V. – Ch Mobile Euro Wts May 2016 A	2016/04/27	2016/05/05
20350	BNP Paribas Arbit Issu B.V. – China Overseas Eu Wt May 2016A	2016/04/27	2016/05/05
17599	BNP Paribas Arbit Issu B.V. – China Tel Euro Wts May 2016 A	2016/04/27	2016/05/05
14428	BNP Paribas Arbit Issu B.V. – CITIC Sec Euro Wts May 2016 A	2016/04/27	2016/05/05
23804	BNP Paribas Arbit Issu B.V. – CKP European Warrants May 16 A	2016/04/27	2016/05/05
20357	BNP Paribas Arbit Issu B.V. – CSOP A50 ETF Eu Wts May 2016 A	2016/04/27	2016/05/05
17485	BNP Paribas Arbit Issu B.V. – Galaxy Ent Euro Wts May 2016 A	2016/04/27	2016/05/05
20951	BNP Paribas Arbit Issu B.V. – Galaxy Ent Euro Wts May 2016 B	2016/04/27	2016/05/05
17443	BNP Paribas Arbit Issu B.V. – Haitong Sec Eu Wts May 2016 A	2016/04/27	2016/05/05
12206	BNP Paribas Arbit Issu B.V. – HSBC European Wts May 2016 A	2016/04/27	2016/05/05
12297	BNP Paribas Arbit Issu B.V. – ICBC European Wts May 2016 A	2016/04/27	2016/05/05
20910	BNP Paribas Arbit Issu B.V. – ICBC European Wts May 2016 B	2016/04/27	2016/05/05
12209	BNP Paribas Arbit Issu B.V. – Jiangxi Copper Eu Wt May 2016A	2016/04/27	2016/05/05
22656	BNP Paribas Arbit Issu B.V. – Link REIT Euro Wts May 2016 A	2016/04/27	2016/05/05
14051	BNP Paribas Arbit Issu B.V. – Minsheng Bk Euro Wt May 2016 A	2016/04/27	2016/05/05
17429	BNP Paribas Arbit Issu B.V. – Ping An Eur Put Wts May 2016 A	2016/04/27	2016/05/05
21933	BNP Paribas Arbit Issu B.V. – Sands China Euro Wt May 2016 A	2016/04/27	2016/05/05
12298	BNP Paribas Arbit Issu B.V.-CM Bank Euro Warrants May 2016 A	2016/04/27	2016/05/05
23920	Credit Suisse AG – China Life European Warrants May 2016 B	2016/04/27	2016/05/05
23927	Credit Suisse AG – HSBC European Wts May 2016 A	2016/04/27	2016/05/05
23915	Credit Suisse AG – ICBC European Warrants May 2016 A	2016/04/27	2016/05/05
19394	Goldman Sachs SP (Asia) – CAM CSI300 European Wts May 2016 A	2016/04/27	2016/05/05
18079	Goldman Sachs SP (Asia) – China Life Euro Wts May 2016 A	2016/04/27	2016/05/05
11736	Goldman Sachs SP (Asia) – PetroChina European Wts May 2016 A	2016/04/27	2016/05/05
23472	Goldman Sachs SP (Asia) –Tencent European Wt May 2016 C	2016/04/27	2016/05/05
12245	J P Morgan SP BV – Agricultural Bk Euro Warrants May 2016 A	2016/04/27	2016/05/05
26070	J P Morgan SP BV – BOCL European Warrants May 2016 A	2016/04/27	2016/05/05
23421	J P Morgan SP BV – China Life European Warrants May 2016 C	2016/04/27	2016/05/05
27216	J P Morgan SP BV – CITIC Sec European Warrants May 2016 A	2016/04/27	2016/05/05
24503	J P Morgan SP BV – New World Dev European Wts May 2016 A	2016/04/27	2016/05/05
12249	J P Morgan SP BV – PICC Group European Warrants May 2016 A	2016/04/27	2016/05/05
25318	J P Morgan SP BV – Ping An European Warrants May 2016 B	2016/04/27	2016/05/05
12246	J P Morgan SP BV – Sands China European Put Wts May 2016 B	2016/04/27	2016/05/05
25124	J P Morgan SP BV – Sands China European Warrants May 2016 A	2016/04/27	2016/05/05
19341	J P Morgan SP BV – Tencent European Warrants May 2016 A	2016/04/27	2016/05/05
23047	Macquarie Bank Ltd. – AIA European Put Warrants May 2016 A	2016/04/27	2016/05/05
19949	Macquarie Bank Ltd. – BOCL European Warrants May 2016 A	2016/04/27	2016/05/05
11478	Macquarie Bank Ltd. – BYD European Warrants May 2016 A	2016/04/27	2016/05/05
23449	Macquarie Bank Ltd. – CC Bank European Warrants May 2016 A	2016/04/27	2016/05/05
22022	Macquarie Bank Ltd. – Chi Res Land European Wts May 2016 A	2016/04/27	2016/05/05
21690	Macquarie Bank Ltd. – Chi Res Power European Wts May 2016 A	2016/04/27	2016/05/05
17153	Macquarie Bank Ltd. – China Life European Wts May 2016 A	2016/04/27	2016/05/05
22691	Macquarie Bank Ltd. – China Mobile European Wts May 2016 A	2016/04/27	2016/05/05
21295	Macquarie Bank Ltd. – China Shenhua European Wts May 2016 A	2016/04/27	2016/05/05
18371	Macquarie Bank Ltd. – China Tel European Warrants May 2016 A	2016/04/27	2016/05/05
24849	Macquarie Bank Ltd. – China Vanke European Warrants May 16 A	2016/04/27	2016/05/05
12163	Macquarie Bank Ltd. – China Vanke European Warrants May 16 B	2016/04/27	2016/05/05
13982	Macquarie Bank Ltd. – CITIC Bank European Wts May 2016 A	2016/04/27	2016/05/05
22244	Macquarie Bank Ltd. – CITIC European Warrants May 2016 A	2016/04/27	2016/05/05
26259	Macquarie Bank Ltd. – CM Bank European Warrants May 2016 A	2016/04/27	2016/05/05
11377	Macquarie Bank Ltd. – CNBM European Warrants May 2016 A	2016/04/27	2016/05/05
19967	Macquarie Bank Ltd. – CNOOC European Warrants May 2016 A	2016/04/27	2016/05/05
29636	Macquarie Bank Ltd. – CPIC European Warrants May 2016 A	2016/04/27	2016/05/05
20650	Macquarie Bank Ltd. – CRCC European Warrants May 2016 A	2016/04/27	2016/05/05
21792	Macquarie Bank Ltd. – Fosun Intl European Warrants May 2016A	2016/04/27	2016/05/05
27022	Macquarie Bank Ltd. – Galaxy Ent European Put Wts May 2016 A	2016/04/27	2016/05/05
18370	Macquarie Bank Ltd. – Galaxy Ent European Wts May 2016 B	2016/04/27	2016/05/05
22871	Macquarie Bank Ltd. – Geely Auto European Wts May 2016 A	2016/04/27	2016/05/05
22873	Macquarie Bank Ltd. – Haitong Sec European Wts May 2016 A	2016/04/27	2016/05/05
24407	Macquarie Bank Ltd. – Haitong Sec European Wts May 2016 B	2016/04/27	2016/05/05
18345	Macquarie Bank Ltd. – HKEX European Warrants May 2016 A	2016/04/27	2016/05/05
23997	Macquarie Bank Ltd. – HSBC European Warrants May 2016 A	2016/04/27	2016/05/05
29623	Macquarie Bank Ltd. – ICBC European Warrants May 2016 A	2016/04/27	2016/05/05
23721	Macquarie Bank Ltd. – ICBC European Warrants May 2016 B	2016/04/27	2016/05/05
24343	Macquarie Bank Ltd. – ICBC European Warrants May 2016 C	2016/04/27	2016/05/05
11467	Macquarie Bank Ltd. – Kingdee Int'l European Wts May 2016 A	2016/04/27	2016/05/05
11122	Macquarie Bank Ltd. – Kingsoft European Warrants May 2016 A	2016/04/27	2016/05/05
20499	Macquarie Bank Ltd. – Lenovo European Warrants May 2016 A	2016/04/27	2016/05/05
17752	Macquarie Bank Ltd. – NCI European Warrants May 2016 A	2016/04/27	2016/05/05
18246	Macquarie Bank Ltd. – PICC P&C European Warrants May 2016 A	2016/04/27	2016/05/05
21075	Macquarie Bank Ltd. – PICC P&C European Warrants May 2016 B	2016/04/27	2016/05/05
26471	Macquarie Bank Ltd. – Ping An European Warrants May 2016 A	2016/04/27	2016/05/05
24406	Macquarie Bank Ltd. – Ping An European Warrants May 2016 B	2016/04/27	2016/05/05
12823	Macquarie Bank Ltd. – Poly HK Inv European Wts May 2016 A	2016/04/27	2016/05/05
12736	Macquarie Bank Ltd. – Sinopec Corp European Wts May 2016 A	2016/04/27	2016/05/05
19126	Macquarie Bank Ltd. – Tencent European Put Wts May 2016 A	2016/04/27	2016/05/05
19547	Macquarie Bank Ltd. – Tencent European Warrants May 2016 B	2016/04/27	2016/05/05

List of expired derivative warrants, 2016 (continued)

Code	Warrant	Last trading date	Delisted date
19578	Macquarie Bank Ltd. – Tencent European Warrants May 2016 C	2016/04/27	2016/05/05
24546	Macquarie Bank Ltd.-Agricultural Bk Euro Warrants May 2016 A	2016/04/27	2016/05/05
21298	SGA Societe Generale Acceptance N.V. – BOCHK Eu Wt May 2016A	2016/04/27	2016/05/05
20455	SGA Societe Generale Acceptance N.V. – CRCC Eu Wt May 2016 A	2016/04/27	2016/05/05
20956	SGA Societe Generale Acceptance N.V. – HKEX Eu Wt May 2016 A	2016/04/27	2016/05/05
15163	SGA Societe Generale Acceptance N.V. – JIANG Eu Wt May 2016A	2016/04/27	2016/05/05
18660	SGA Societe Generale Acceptance N.V. -PICC P&C Eu Wt May16 A	2016/04/27	2016/05/05
21738	SGA Societe Generale Acceptance N.V.-A50 Ch Eu Put Wt May16A	2016/04/27	2016/05/05
20596	SGA Societe Generale Acceptance NV-Chi Res Land Eu Wt May16A	2016/04/27	2016/05/05
19071	SGA Societe Generale Acceptance NV-CSOP A50 ETF Eu Wt May16A	2016/04/27	2016/05/05
12909	SGA Societe Generale Acceptance NV-Minsheng Bk Eu Wt May16 A	2016/04/27	2016/05/05
23954	UBS AG – CAM CSI300 European Warrants May 2016 A	2016/04/27	2016/05/05
17810	Bank of East Asia – HSBC European Warrants May 2016 A	2016/04/28	2016/05/06
12224	J P Morgan SP BV – PetroChina European Warrants May 2016 A	2016/04/28	2016/05/06
25610	SGA Societe Generale Acceptance N.V. – AIA Eur Wt May 2016 A	2016/04/28	2016/05/06
17720	SGA Societe Generale Acceptance N.V. – AIA Eur Wt May 2016 B	2016/04/28	2016/05/06
12114	SGA Societe Generale Acceptance N.V. – BOCL Eu Put Wt May16A	2016/04/28	2016/05/06
19591	SGA Societe Generale Acceptance N.V. – CCB Eur Wt May 2016 B	2016/04/28	2016/05/06
12210	SGA Societe Generale Acceptance N.V. – Ch Cinda Eu Wt May16A	2016/04/28	2016/05/06
19597	SGA Societe Generale Acceptance N.V. – Ch Mob Eu Wt May 16 A	2016/04/28	2016/05/06
20277	SGA Societe Generale Acceptance N.V. – Ch Mob Eu Wt May 16 B	2016/04/28	2016/05/06
23900	SGA Societe Generale Acceptance N.V. – Ch Mob Eu Wt May 16 C	2016/04/28	2016/05/06
24860	SGA Societe Generale Acceptance N.V. – CITBK Eu Wt May 16 A	2016/04/28	2016/05/06
12237	SGA Societe Generale Acceptance N.V. – CKP Euro Wts May 16 A	2016/04/28	2016/05/06
24239	SGA Societe Generale Acceptance N.V. – HSBC Eu Wt May 2016 A	2016/04/28	2016/05/06
25759	SGA Societe Generale Acceptance N.V. – HSBC Eu Wt May 2016 B	2016/04/28	2016/05/06
15904	SGA Societe Generale Acceptance N.V. – HSBC Eu Wt May 2016 C	2016/04/28	2016/05/06
12120	SGA Societe Generale Acceptance N.V. – ICBC Eu Put Wt May16A	2016/04/28	2016/05/06
17940	SGA Societe Generale Acceptance N.V. – ICBC Eu Wt May 2016 B	2016/04/28	2016/05/06
12115	SGA Societe Generale Acceptance N.V. -CCB Euro Put Wt May16A	2016/04/28	2016/05/06
28465	SGA Societe Generale Acceptance N.V. -CITIC Sec Eu Wt May16A	2016/04/28	2016/05/06
11131	SGA Societe Generale Acceptance N.V. -CLife Eu Wt May 2016 A	2016/04/28	2016/05/06
21626	SGA Societe Generale Acceptance N.V. -CLife Eu Wt May 2016 B	2016/04/28	2016/05/06
21339	SGA Societe Generale Acceptance N.V. -Ping An Eu Wt May 16 B	2016/04/28	2016/05/06
24415	SGA Societe Generale Acceptance N.V. -Ping An Eu Wt May 16 C	2016/04/28	2016/05/06
19669	SGA Societe Generale Acceptance N.V. -Tencent Eu Wt May 16 A	2016/04/28	2016/05/06
17840	SGA Societe Generale Acceptance N.V.-CAM CSI300 Eu Wt May16A	2016/04/28	2016/05/06
25736	SGA Societe Generale Acceptance N.V.-Galaxy Ent Eu Wt May16A	2016/04/28	2016/05/06
29639	SGA Societe Generale Acceptance N.V.-Galaxy Ent Eu Wt May16B	2016/04/28	2016/05/06
24560	SGA Societe Generale Acceptance N.V-HS H-SH Eu Put Wt May16A	2016/04/28	2016/05/06
17897	SGA Societe Generale Acceptance N.V-HS H-SHARE Eu Wts May16B	2016/04/28	2016/05/06
29596	SGA Societe Generale Acceptance N.V-Ping An Eu Put Wt May16A	2016/04/28	2016/05/06
22502	SGA Societe Generale Acceptance N.V-Sands China Eu Wt May16A	2016/04/28	2016/05/06
12160	SGA Societe Generale Acceptance NV-CSOP A50 ETF Eu Wt May16B	2016/04/28	2016/05/06
22857	SGA Societe Generale Acceptance NV-NewWorld Dev Eu Wt May16A	2016/04/28	2016/05/06
22560	SGA Societe Generale Acceptance NV-Sands Ch Eu Put Wt May16B	2016/04/28	2016/05/06
12106	BOCI Asia Ltd. – HSBC European Put Warrants May 2016 A	2016/04/29	2016/05/09
17476	Credit Suisse AG – CNOOC European Warrants May 2016 A	2016/04/29	2016/05/09
23107	Goldman Sachs SP (Asia) – Galaxy Ent Euro Put Wts May 2016 C	2016/04/29	2016/05/09
17869	J P Morgan SP BV – CNOOC European Warrants May 2016 A	2016/04/29	2016/05/09
21204	Macquarie Bank Ltd. – China Life European Wts May 2016 B	2016/04/29	2016/05/09
17793	Standard Chartered Bank – CNOOC European Warrants May 2016 A	2016/04/29	2016/05/09
23377	UBS AG – ICBC European Warrants May 2016 A	2016/04/29	2016/05/09
21471	Goldman Sachs SP (Asia) – Kingsoft European Wts May 2016 A	2016/05/03	2016/05/10
21532	J P Morgan SP BV – GF Sec European Warrants May 2016 A	2016/05/03	2016/05/10
21515	J P Morgan SP BV – HTSC European Warrants May 2016 A	2016/05/03	2016/05/10
11387	Standard Chartered Bank – BOC HK European Wts May 2016 B	2016/05/03	2016/05/10
21420	UBS AG – China Life European Warrants May 2016 A	2016/05/03	2016/05/10
21424	UBS AG – Zijin Mining European Warrants May 2016 A	2016/05/03	2016/05/10
22009	BOCI Asia Ltd. – AIA European Warrants May 2016 A	2016/05/04	2016/05/11
22890	BOCI Asia Ltd. – HSBC European Warrants May 2016 C	2016/05/04	2016/05/11
11010	BOCI Asia Ltd. – ICBC European Warrants May 2016 A	2016/05/04	2016/05/11
11487	BOCI Asia Ltd. – Sands China European Put Wts May 2016 A	2016/05/04	2016/05/11
21711	Goldman Sachs SP (Asia) – Stanchart European Wts May 2016 A	2016/05/04	2016/05/11
20548	UBS AG – Agricultural Bank European Warrants May 2016 A	2016/05/04	2016/05/11
21329	UBS AG – Ch Oilfield European Warrants May 2016 A	2016/05/04	2016/05/11
20562	UBS AG – Fosun Intl European Warrants May 2016 A	2016/05/04	2016/05/11
22102	Bank of East Asia – Haitong Sec European Warrants May 2016 A	2016/05/05	2016/05/12
11953	UBS AG – Haitong Sec European Warrants May 2016 A	2016/05/05	2016/05/12
17237	UBS AG – CNOOC European Warrants May 2016 A	2016/05/09	2016/05/16
21185	BOCI Asia Ltd. – Tracker Fund European Put Wts May 2016 B	2016/05/10	2016/05/17
22046	Credit Suisse AG – GF Sec European Warrants May 2016 A	2016/05/10	2016/05/17
18551	Credit Suisse AG – Gome European Warrants May 2016 A	2016/05/10	2016/05/17
22049	Credit Suisse AG – HTSC European Warrants May 2016 A	2016/05/10	2016/05/17
20033	Goldman Sachs SP (Asia) – HKEX European Warrants May 2016 A	2016/05/10	2016/05/17
12661	Standard Chartered Bank – BOCL European Warrants May 2016 A	2016/05/10	2016/05/17
18138	UBS AG – CGS European Warrants May 2016 A	2016/05/10	2016/05/17
22196	UBS AG – CITIC Sec European Warrants May 2016 A	2016/05/10	2016/05/17
22072	Macquarie Bank Ltd. – Xinyi Solar European Warrants May 16 A	2016/05/11	2016/05/18
21589	Macquarie Bank Ltd. – ZTE European Warrants May 2016 A	2016/05/11	2016/05/18
10352	BNP Paribas Arbit Issu B.V. – Oil Futures Eu Put Wt May 16 B	2016/05/12	2016/05/19
10351	BNP Paribas Arbit Issu B.V. – Oil Futures Euro Wt May 2016 A	2016/05/12	2016/05/19
22390	Standard Chartered Bank – China EB Int'l Euro Wts May 2016 A	2016/05/12	2016/05/19
24381	UBS AG – Fosun Intl European Warrants May 2016 B	2016/05/16	2016/05/23
11011	BOCI Asia Ltd. – BOCL European Warrants May 2016 A	2016/05/17	2016/05/24
23123	BOCI Asia Ltd. – China Life European Warrants May 2016 A	2016/05/17	2016/05/24
21187	BOCI Asia Ltd. – CSOP A50 ETF European Warrants May 2016 A	2016/05/17	2016/05/24

List of expired derivative warrants, 2016 (continued)

Code	Warrant	Last trading date	Delisted date
19316	BOCI Asia Ltd. – HKEX European Warrants May 2016 A	2016/05/17	2016/05/24
22013	BOCI Asia Ltd. – Ping An European Put Warrants May 2016 C	2016/05/17	2016/05/24
23203	Credit Suisse AG – CRRC European Warrants May 2016 A	2016/05/17	2016/05/24
18705	Credit Suisse AG – CSOP A50 ETF Euro Put Wts May 2016 A	2016/05/17	2016/05/24
21405	Standard Chartered Bank – BOC HK European Wts May 2016 A	2016/05/17	2016/05/24
24298	Standard Chartered Bank – CGS European Warrants May 2016 A	2016/05/17	2016/05/24
11699	Standard Chartered Bank – Haitong Sec Euro Wts May 2016 A	2016/05/17	2016/05/24
16911	Standard Chartered Bank – KECL European Warrants May 2016 A	2016/05/17	2016/05/24
23364	UBS AG – China Life European Warrants May 2016 B	2016/05/17	2016/05/24
21989	UBS AG – CITIC European Warrants May 2016 A	2016/05/17	2016/05/24
24082	UBS AG – CSOP A50 ETF European Warrants May 2016 C	2016/05/17	2016/05/24
24625	UBS AG – Galaxy Ent European Warrants May 2016 B	2016/05/17	2016/05/24
17930	UBS AG – Gome European Warrants May 2016 A	2016/05/17	2016/05/24
21951	UBS AG – Yanzhou Coal European Wts May 2016 A	2016/05/17	2016/05/24
20775	J P Morgan SP BV – China Coal European Warrants Jun 2016 A	2016/05/24	2016/05/25
29781	J P Morgan SP BV – Galaxy Ent European Warrants Jun 2016 A	2016/05/24	2016/05/25
11812	Standard Chartered Bank – HKEX European Put Wts May 2016 A	2016/05/20	2016/05/27
25317	UBS AG – HKEX European Put Warrants May 2016 A	2016/05/20	2016/05/27
23460	UBS AG – Ping An European Warrants May 2016 A	2016/05/20	2016/05/27
24818	Credit Suisse AG – Galaxy Ent European Put Wts May 2016 B	2016/05/23	2016/05/30
12247	Goldman Sachs SP (Asia) – Fosun Intl European Wts May 2016 A	2016/05/23	2016/05/30
16941	Goldman Sachs SP (Asia) – Lenovo European Wts May 2016 A	2016/05/23	2016/05/30
22048	Goldman Sachs SP (Asia) – Tencent European Wt May 2016 A	2016/05/23	2016/05/30
27903	Standard Chartered Bank – Tracker Fund Eu Put Wt May 2016 A	2016/05/23	2016/05/30
24629	UBS AG – Galaxy Ent European Put Warrants May 2016 C	2016/05/23	2016/05/30
29935	BOCI Asia Ltd. – Agricultural Bk European Wts May 2016 A	2016/05/24	2016/05/31
21728	BOCI Asia Ltd. – HKEX European Warrants May 2016 B	2016/05/24	2016/05/31
29539	BOCI Asia Ltd. – HSCEI European Put Warrants May 2016 A	2016/05/24	2016/05/31
22156	BOCI Asia Ltd. – HSI European Warrants May 2016 A	2016/05/24	2016/05/31
22010	BOCI Asia Ltd. – Ping An European Warrants May 2016 B	2016/05/24	2016/05/31
12475	BOCI Asia Ltd. – Sands China European Warrants May 2016 B	2016/05/24	2016/05/31
21184	BOCI Asia Ltd. – Tracker Fund European Warrants May 2016 A	2016/05/24	2016/05/31
21367	Credit Suisse AG – A50 China European Put Wts May 2016 A	2016/05/24	2016/05/31
23758	Credit Suisse AG – Agricultural Bank European Wts May 2016 A	2016/05/24	2016/05/31
11639	Credit Suisse AG – AIA European Warrants May 2016 A	2016/05/24	2016/05/31
24128	Credit Suisse AG – Anhui Conch European Warrants May 2016 A	2016/05/24	2016/05/31
24490	Credit Suisse AG – CC Bank European Warrants May 2016 A	2016/05/24	2016/05/31
24491	Credit Suisse AG – China Life European Warrants May 2016 C	2016/05/24	2016/05/31
23456	Credit Suisse AG – China Shenhua European Wts May 2016 A	2016/05/24	2016/05/31
22057	Credit Suisse AG – China Tel European Warrants May 2016 A	2016/05/24	2016/05/31
24131	Credit Suisse AG – China Tel European Warrants May 2016 B	2016/05/24	2016/05/31
22045	Credit Suisse AG – CITIC Sec European Warrants May 2016 A	2016/05/24	2016/05/31
21366	Credit Suisse AG – CSOP A50 ETF Euro Put Wts May 2016 C	2016/05/24	2016/05/31
20998	Credit Suisse AG – CSOP A50 ETF European Warrants May 2016 B	2016/05/24	2016/05/31
22941	Credit Suisse AG – Galaxy Ent European Warrants May 2016 A	2016/05/24	2016/05/31
24031	Credit Suisse AG – Haitong Sec European Warrants May 2016 A	2016/05/24	2016/05/31
21086	Credit Suisse AG – HKEX European Warrants May 2016 B	2016/05/24	2016/05/31
23683	Credit Suisse AG – HSI European Warrants May 2016 A	2016/05/24	2016/05/31
24137	Credit Suisse AG – HSI European Warrants May 2016 B	2016/05/24	2016/05/31
22582	Credit Suisse AG – Jiangxi Copper European Wts May 2016 A	2016/05/24	2016/05/31
24907	Credit Suisse AG – PICC Group European Warrants May 2016 A	2016/05/24	2016/05/31
19478	Credit Suisse AG – Tencent Holdings European Wts May 2016 A	2016/05/24	2016/05/31
22902	Credit Suisse AG – Yanzhou Coal European Warrants May 2016 A	2016/05/24	2016/05/31
25882	Goldman Sachs SP (Asia) – A50 China European Wts May 2016 A	2016/05/24	2016/05/31
11720	Goldman Sachs SP (Asia) – Agri Bk European Wts May 2016 A	2016/05/24	2016/05/31
22955	Goldman Sachs SP (Asia) – BOCL European Warrants May 2016 A	2016/05/24	2016/05/31
22279	Goldman Sachs SP (Asia) – CAM CSI300 European Wts May 2016 B	2016/05/24	2016/05/31
22356	Goldman Sachs SP (Asia) – CC Bank European Wts May 2016 A	2016/05/24	2016/05/31
22116	Goldman Sachs SP (Asia) – China Life Euro Wts May 2016 B	2016/05/24	2016/05/31
22867	Goldman Sachs SP (Asia) – China Life Euro Wts May 2016 C	2016/05/24	2016/05/31
22125	Goldman Sachs SP (Asia) – CITIC Sec European Wts May 2016 A	2016/05/24	2016/05/31
21125	Goldman Sachs SP (Asia) – CM Bank European Wts May 2016 A	2016/05/24	2016/05/31
19392	Goldman Sachs SP (Asia) – CRCC European Warrants May 2016 A	2016/05/24	2016/05/31
20558	Goldman Sachs SP (Asia) – CRRC European Warrants May 2016 A	2016/05/24	2016/05/31
15410	Goldman Sachs SP (Asia) – Galaxy Ent Euro Put Wts May 2016 B	2016/05/24	2016/05/31
27687	Goldman Sachs SP (Asia) – HKEX European Put Wts May 2016 B	2016/05/24	2016/05/31
21992	Goldman Sachs SP (Asia) – HKEX European Put Wts May 2016 C	2016/05/24	2016/05/31
25877	Goldman Sachs SP (Asia) – HSCEI European Put Wts May 2016 A	2016/05/24	2016/05/31
11014	Goldman Sachs SP (Asia) – HSCEI European Put Wts May 2016 B	2016/05/24	2016/05/31
23470	Goldman Sachs SP (Asia) – HSCEI European Warrants May 2016 C	2016/05/24	2016/05/31
22320	Goldman Sachs SP (Asia) – HSI European Put Wts May 2016 C	2016/05/24	2016/05/31
26190	Goldman Sachs SP (Asia) – HSI European Put Wts May 2016 E	2016/05/24	2016/05/31
26191	Goldman Sachs SP (Asia) – HSI European Put Wts May 2016 F	2016/05/24	2016/05/31
21875	Goldman Sachs SP (Asia) – HSI European Warrants May 2016 A	2016/05/24	2016/05/31
22313	Goldman Sachs SP (Asia) – HSI European Warrants May 2016 B	2016/05/24	2016/05/31
25720	Goldman Sachs SP (Asia) – HSI European Warrants May 2016 D	2016/05/24	2016/05/31
22369	Goldman Sachs SP (Asia) – ICBC European Warrants May 2016 A	2016/05/24	2016/05/31
16536	Goldman Sachs SP (Asia) – KECL European Warrants May 2016 A	2016/05/24	2016/05/31
21813	Goldman Sachs SP (Asia) – PICC Group European Wts May 2016 A	2016/05/24	2016/05/31
21062	Goldman Sachs SP (Asia) – Ping An Euro Put Wts May 2016 B	2016/05/24	2016/05/31
18094	Goldman Sachs SP (Asia) – Ping An European Wts May 2016 A	2016/05/24	2016/05/31
21818	Goldman Sachs SP (Asia) – Ping An European Wts May 2016 C	2016/05/24	2016/05/31
15817	HK Bank – HKEX European Warrants May 2016 B	2016/05/24	2016/05/31
23974	HK Bank – HSCEI European Put Warrants May 2016 A	2016/05/24	2016/05/31
25207	HK Bank – HSCEI European Put Warrants May 2016 C	2016/05/24	2016/05/31
25354	HK Bank – HSCEI European Put Warrants May 2016 D	2016/05/24	2016/05/31
24280	HK Bank – HSCEI European Warrants May 2016 B	2016/05/24	2016/05/31

List of expired derivative warrants, 2016 (continued)

Code	Warrant	Last trading date	Delisted date
20431	HK Bank – HSI European Put Warrants May 2016 A	2016/05/24	2016/05/31
22993	HK Bank – HSI European Put Warrants May 2016 C	2016/05/24	2016/05/31
26143	HK Bank – HSI European Put Warrants May 2016 G	2016/05/24	2016/05/31
22235	HK Bank – HSI European Warrants May 2016 B	2016/05/24	2016/05/31
23055	HK Bank – HSI European Warrants May 2016 D	2016/05/24	2016/05/31
23975	HK Bank – HSI European Warrants May 2016 E	2016/05/24	2016/05/31
24663	HK Bank – HSI European Warrants May 2016 F	2016/05/24	2016/05/31
23981	HK Bank – Ping An European Warrants May 2016 A	2016/05/24	2016/05/31
24820	HK Bank – Tencent European Warrants May 2016 A	2016/05/24	2016/05/31
29165	J P Morgan SP BV – HSCEI European Put Warrants May 2016 A	2016/05/24	2016/05/31
12277	J P Morgan SP BV – HSCEI European Wts May 2016 B	2016/05/24	2016/05/31
29179	J P Morgan SP BV – HSI European Put Warrants May 2016 A	2016/05/24	2016/05/31
11062	J P Morgan SP BV – HSI European Warrants May 2016 B	2016/05/24	2016/05/31
11069	J P Morgan SP BV – HSI European Warrants May 2016 C	2016/05/24	2016/05/31
22353	J P Morgan SP BV – HSI European Warrants May 2016 D	2016/05/24	2016/05/31
16908	J P Morgan SP BV – KECL European Warrants May 2016 A	2016/05/24	2016/05/31
17140	J P Morgan SP BV – Sinopec Seg European Warrants May 2016 A	2016/05/24	2016/05/31
22170	J P Morgan SP BV – Tracker Fund European Warrants May 2016 A	2016/05/24	2016/05/31
24313	SGA Societe Generale Acceptance N.V. – HSCEI Eu Wt May 2016B	2016/05/24	2016/05/31
20411	SGA Societe Generale Acceptance N.V. – HSI Eur Wt May 2016 C	2016/05/24	2016/05/31
23287	SGA Societe Generale Acceptance N.V. – HSI Eur Wt May 2016 E	2016/05/24	2016/05/31
25376	SGA Societe Generale Acceptance N.V. – HSI Eur Wt May 2016 F	2016/05/24	2016/05/31
28359	SGA Societe Generale Acceptance N.V. –HSCEI Eu Put Wt May16A	2016/05/24	2016/05/31
25379	SGA Societe Generale Acceptance N.V. –HSCEI Eu Put Wt May16C	2016/05/24	2016/05/31
11321	SGA Societe Generale Acceptance N.V. –HSI Eu Put Wt May 16 A	2016/05/24	2016/05/31
21028	SGA Societe Generale Acceptance N.V. –HSI Eu Put Wt May 16 D	2016/05/24	2016/05/31
19187	SGA Societe Generale Acceptance N.V. –HSI Eu Put Wt May16 B	2016/05/24	2016/05/31
21376	Standard Chartered Bank – A50 China Euro Warrants May 2016 A	2016/05/24	2016/05/31
22919	Standard Chartered Bank – Agricultural Bk Eur Wts May 2016 A	2016/05/24	2016/05/31
21533	Standard Chartered Bank – CSOP A50 ETF Euro Wts May 2016 A	2016/05/24	2016/05/31
20990	Standard Chartered Bank –YZ Coal European Wts May 2016 A	2016/05/24	2016/05/31
13754	UBS AG – AIA European Warrants May 2016 A	2016/05/24	2016/05/31
18187	UBS AG – CSOP A50 ETF European Put Warrants May 2016 A	2016/05/24	2016/05/31
18943	UBS AG – CSOP A50 ETF European Warrants May 2016 B	2016/05/24	2016/05/31
23957	UBS AG – HSCEI European Warrants May 2016 A	2016/05/24	2016/05/31
20537	UBS AG – HSI European Warrants May 2016 A	2016/05/24	2016/05/31
22947	UBS AG – HSI European Warrants May 2016 B	2016/05/24	2016/05/31
23841	UBS AG – HSI European Warrants May 2016 C	2016/05/24	2016/05/31
20536	Credit Suisse AG – HKEX European Put Warrants May 2016 A	2016/05/25	2016/06/01
24436	Goldman Sachs SP (Asia) – AIA European Warrants May 2016 B	2016/05/25	2016/06/01
12692	Goldman Sachs SP (Asia) – Galaxy Ent European Wts May 2016 A	2016/05/25	2016/06/01
18056	Goldman Sachs SP (Asia) – Haitong Sec Euro Wts May 2016 A	2016/05/25	2016/06/01
11741	Goldman Sachs SP (Asia) – Sands China Euro Wts May 2016 A	2016/05/25	2016/06/01
18900	HK Bank – A50 China European Warrants May 2016 A	2016/05/25	2016/06/01
19509	HK Bank – AIA European Warrants May 2016 A	2016/05/25	2016/06/01
22563	HK Bank – AIA European Warrants May 2016 B	2016/05/25	2016/06/01
22774	HK Bank – AIA European Warrants May 2016 C	2016/05/25	2016/06/01
22565	HK Bank – CGS European Warrants May 2016 A	2016/05/25	2016/06/01
22880	HK Bank – CRRC European Warrants May 2016 A	2016/05/25	2016/06/01
20581	HK Bank – HKEX European Put Warrants May 2016 A	2016/05/25	2016/06/01
25211	HK Bank – HKEX European Warrants May 2016 C	2016/05/25	2016/06/01
22077	HK Bank – Huaneng Power European Warrants May 2016 A	2016/05/25	2016/06/01
22407	HK Bank – PICC Group European Warrants May 2016 A	2016/05/25	2016/06/01
20436	HK Bank – Tencent European Warrants May 2016 B	2016/05/25	2016/06/01
21667	HK Bank – Yanzhou Coal European Warrants May 2016 A	2016/05/25	2016/06/01
19350	J P Morgan SP BV – A50 China European Warrants May 2016 A	2016/05/25	2016/06/01
25451	J P Morgan SP BV – HKEX European Warrants May 2016 A	2016/05/25	2016/06/01
21694	J P Morgan SP BV – Sands China European Put Wts May 2016 D	2016/05/25	2016/06/01
17247	Credit Suisse AG – HKEX European Warrants Jun 2016 C	2016/05/26	2016/06/02
18070	Goldman Sachs SP (Asia) – HKEX European Warrants Jun 2016 B	2016/05/26	2016/06/02
20420	HK Bank – HKEX European Warrants Jun 2016 B	2016/05/26	2016/06/02
20055	J P Morgan SP BV – AIA European Warrants Jun 2016 A	2016/05/26	2016/06/02
12233	J P Morgan SP BV – Galaxy Ent European Put Wts Jun 2016 B	2016/05/26	2016/06/02
24772	J P Morgan SP BV – Greatwall Motor European Wts Jun 2016 A	2016/05/26	2016/06/02
20165	J P Morgan SP BV – HKEX European Warrants Jun 2016 C	2016/05/26	2016/06/02
22905	J P Morgan SP BV – Shimao Property European Wts Jun 2016 A	2016/05/26	2016/06/02
20853	J P Morgan SP BV – Yanzhou Coal European Warrants Jun 2016 A	2016/05/26	2016/06/02
20774	J P Morgan SP BV – Yanzhou Coal European Warrants Jun 2016 B	2016/05/26	2016/06/02
20285	SGA Societe Generale Acceptance N.V. – FTA50 Eu Wt Jun 2016B	2016/05/26	2016/06/02
19326	SGA Societe Generale Acceptance N.V.- A50 Ch Eu Wt Jun 2016A	2016/05/26	2016/06/02
18866	SGA Societe Generale Acceptance N.V. –CCCCL Eu Wt Jun 2016 A	2016/05/26	2016/06/02
17797	SGA Societe Generale Acceptance N.V. –CLife Eu Wt Jun 2016 A	2016/05/26	2016/06/02
18813	SGA Societe Generale Acceptance N.V. –CLife Eu Wt Jun 2016 B	2016/05/26	2016/06/02
20205	SGA Societe Generale Acceptance N.V. –Shenhua Eu Wt Jun 16 A	2016/05/26	2016/06/02
21063	SGA Societe Generale Acceptance N.V.-Tencent Eu Put Wt Jun16A	2016/05/26	2016/06/02
22501	Standard Chartered Bank – Intime European Warrants Jun 2016A	2016/05/26	2016/06/02
17360	UBS AG – HKEX European Warrants Jun 2016 D	2016/05/26	2016/06/02
19605	Bank of East Asia – CGS European Warrants Jun 2016 A	2016/05/27	2016/06/03
20366	BNP Paribas Arbit Issu B.V. – A50 China Euro Wts Jun 2016 A	2016/05/27	2016/06/03
23155	BNP Paribas Arbit Issu B.V. – Agricultural Bank Eu Wt Jun16A	2016/05/27	2016/06/03
21918	BNP Paribas Arbit Issu B.V. – AIA European Wts Jun 2016 A	2016/05/27	2016/06/03
22968	BNP Paribas Arbit Issu B.V. – AIA European Wts Jun 2016 B	2016/05/27	2016/06/03
22632	BNP Paribas Arbit Issu B.V. – Car Inc European Wts Jun16A	2016/05/27	2016/06/03
22212	BNP Paribas Arbit Issu B.V. – China Life Euro Wts Jun 2016 A	2016/05/27	2016/06/03
21696	BNP Paribas Arbit Issu B.V. – CNOOC European Wts Jun 2016 A	2016/05/27	2016/06/03
12299	BNP Paribas Arbit Issu B.V. – Galaxy Ent Euro Wts Jun 2016 A	2016/05/27	2016/06/03
20097	BNP Paribas Arbit Issu B.V. – HKEX Euro Put Wts Jun 2016 A	2016/05/27	2016/06/03

List of expired derivative warrants, 2016 (continued)

Code	Warrant	Last trading date	Delisted date
23691	BNP Paribas Arbit Issu B.V. – HKEX European Wts Jun 2016 B	2016/05/27	2016/06/03
20930	BNP Paribas Arbit Issu B.V. – HKEX European Wts Jun 2016 C	2016/05/27	2016/06/03
25841	BNP Paribas Arbit Issu B.V. – HKEX European Wts Jun 2016 D	2016/05/27	2016/06/03
23089	BNP Paribas Arbit Issu B.V. – HSBC Euro Put Wts Jun 2016 A	2016/05/27	2016/06/03
21675	BNP Paribas Arbit Issu B.V. – ICBC European Wts Jun 2016 A	2016/05/27	2016/06/03
16825	BNP Paribas Arbit Issu B.V. – KECL European Wts Jun 2016 A	2016/05/27	2016/06/03
15529	BNP Paribas Arbit Issu B.V. – Lenovo European Wts Jun 2016 A	2016/05/27	2016/06/03
20972	BNP Paribas Arbit Issu B.V. – Ping An European Wt Jun 2016 A	2016/05/27	2016/06/03
24114	BNP Paribas Arbit Issu B.V. – Ping An European Wt Jun 2016 B	2016/05/27	2016/06/03
22385	BNP Paribas Arbit Issu B.V. – Shimao Ppt Euro Wts Jun 2016 A	2016/05/27	2016/06/03
23870	BNP Paribas Arbit Issu B.V. – Sinopec Corp Eu Wts Jun 2016 A	2016/05/27	2016/06/03
20840	BNP Paribas Arbit Issu B.V. – Tencent Hldgs Eu Wt Jun 2016 A	2016/05/27	2016/06/03
21750	BNP Paribas Arbit Issu B.V. – Tencent Hldgs Eu Wt Jun 2016 B	2016/05/27	2016/06/03
12211	BNP Paribas Arbit Issu B.V.-CM Bank Euro Warrants Jun 2016 A	2016/05/27	2016/06/03
12453	BOCI Asia Ltd. – HKEX European Warrants Jun 2016 D	2016/05/27	2016/06/03
25842	Credit Suisse AG – HKEX European Warrants Jun 2016 G	2016/05/27	2016/06/03
24033	Credit Suisse AG – HS H-SHARE European Warrants Jun 2016 A	2016/05/27	2016/06/03
23917	Credit Suisse AG – Ping An European Warrants Jun 2016 B	2016/05/27	2016/06/03
25769	Goldman Sachs SP (Asia) – HKEX European Warrants Jun 2016 F	2016/05/27	2016/06/03
25677	Goldman Sachs SP (Asia) – HSBC European Warrants Jun 2016 C	2016/05/27	2016/06/03
22516	J P Morgan SP BV – AIA European Warrants Jun 2016 B	2016/05/27	2016/06/03
22209	J P Morgan SP BV – CAM CSI300 European Warrants Jun 2016 A	2016/05/27	2016/06/03
22834	J P Morgan SP BV – Car Inc European Warrants Jun 2016 A	2016/05/27	2016/06/03
12251	J P Morgan SP BV – China Taiping European Wts Jun 2016 A	2016/05/27	2016/06/03
26066	J P Morgan SP BV – HKEX European Warrants Jun 2016 B	2016/05/27	2016/06/03
11060	J P Morgan SP BV – HSBC European Warrants Jun 2016 A	2016/05/27	2016/06/03
18966	J P Morgan SP BV – HSBC European Warrants Jun 2016 B	2016/05/27	2016/06/03
21485	J P Morgan SP BV – PICC European Warrants Jun 2016 A	2016/05/27	2016/06/03
22849	J P Morgan SP BV – Ping An European Warrants Jun 2016 A	2016/05/27	2016/06/03
13165	J P Morgan SP BV – R&F Ppt European Warrants Jun 2016 A	2016/05/27	2016/06/03
25766	J P Morgan SP BV – Tencent European Warrants Jun 2016 B	2016/05/27	2016/06/03
21543	Macquarie Bank Ltd. – Anhui Conch European Wts Jun 2016 A	2016/05/27	2016/06/03
18578	Macquarie Bank Ltd. – BYD European Warrants Jun 2016 A	2016/05/27	2016/06/03
19798	Macquarie Bank Ltd. – Cathay Pacific European Wts Jun 2016 A	2016/05/27	2016/06/03
21097	Macquarie Bank Ltd. – Ch Comm Cons European Wts Jun 2016 A	2016/05/27	2016/06/03
21563	Macquarie Bank Ltd. – China Life European Wts Jun 2016 A	2016/05/27	2016/06/03
22068	Macquarie Bank Ltd. – China Mengniu European Wts Jun 2016 A	2016/05/27	2016/06/03
22024	Macquarie Bank Ltd. – CKH European Warrants Jun 2016 A	2016/05/27	2016/06/03
22027	Macquarie Bank Ltd. – CKP European Warrants Jun 2016 A	2016/05/27	2016/06/03
24651	Macquarie Bank Ltd. – Foxconn European Warrants Jun 2016 A	2016/05/27	2016/06/03
22515	Macquarie Bank Ltd. – HKEX European Warrants Jun 2016 A	2016/05/27	2016/06/03
25783	Macquarie Bank Ltd. – HKEX European Warrants Jun 2016 B	2016/05/27	2016/06/03
26025	Macquarie Bank Ltd. – HKEX European Warrants Jun 2016 C	2016/05/27	2016/06/03
21691	Macquarie Bank Ltd. – Huaneng Power European Wts Jun 2016 A	2016/05/27	2016/06/03
23060	Macquarie Bank Ltd. – Kingsoft European Warrants Jun 2016 A	2016/05/27	2016/06/03
22283	Macquarie Bank Ltd. – Luk Fook Hold European Wts Jun 2016 A	2016/05/27	2016/06/03
22803	Macquarie Bank Ltd. – Minsheng Bank European Wts Jun 2016 A	2016/05/27	2016/06/03
25597	Macquarie Bank Ltd. – New World Dev European Wts Jun 2016 A	2016/05/27	2016/06/03
21231	Macquarie Bank Ltd. – PetroChina European Wts Jun 2016 A	2016/05/27	2016/06/03
23696	Macquarie Bank Ltd. – PICC Group European Wts Jun 2016 A	2016/05/27	2016/06/03
19978	Macquarie Bank Ltd. – Ping An European Warrants Jun 2016 A	2016/05/27	2016/06/03
22258	Macquarie Bank Ltd. – SHK Ppt European Warrants Jun 2016 A	2016/05/27	2016/06/03
13673	Macquarie Bank Ltd. – Sinopec Seg European Wts Jun 2016 A	2016/05/27	2016/06/03
15415	Macquarie Bank Ltd. – Stanchart European Warrants Jun 2016 A	2016/05/27	2016/06/03
22589	Macquarie Bank Ltd. – Tencent European Put Wts Jun 2016 A	2016/05/27	2016/06/03
22915	Macquarie Bank Ltd. – Tencent European Warrants Jun 2016 B	2016/05/27	2016/06/03
22925	Macquarie Bank Ltd. – Tencent European Warrants Jun 2016 C	2016/05/27	2016/06/03
23046	Macquarie Bank Ltd. – Tencent European Warrants Jun 2016 D	2016/05/27	2016/06/03
23228	Macquarie Bank Ltd. – Xinyi Glass European Wts Jun 2016 A	2016/05/27	2016/06/03
21876	Macquarie Bank Ltd. -China Life European Put Warrants Jun16B	2016/05/27	2016/06/03
24640	Macquarie Bank Ltd. -GCL-Poly Energy European Wts Jun 2016 A	2016/05/27	2016/06/03
25575	UBS AG – HKEX European Warrants Jun 2016 H	2016/05/27	2016/06/03
24237	UBS AG – HSBC European Put Warrants Jun 2016 D	2016/05/27	2016/06/03
19190	UBS AG – Tencent Holdings European Warrants Jun 2016 C	2016/05/27	2016/06/03
26916	BOCI Asia Ltd. – Tencent Holdings European Wts Jun 2016 C	2016/05/30	2016/06/06
26243	Credit Suisse AG – Tencent Holdings European Wts Jun 2016 E	2016/05/30	2016/06/06
12386	Goldman Sachs SP (Asia) – CKP European Warrants Jun 2016 A	2016/05/30	2016/06/06
23223	Goldman Sachs SP (Asia) – PetroChina European Put Wts Jun16A	2016/05/30	2016/06/06
22052	HK Bank – A50 China European Warrants Jun 2016 D	2016/05/30	2016/06/06
17012	HK Bank – Lenovo European Warrants Jun 2016 A	2016/05/30	2016/06/06
19511	HK Bank – Tencent European Warrants Jun 2016 C	2016/05/30	2016/06/06
13832	Macquarie Bank Ltd. – Galaxy Ent European Wts Jun 2016 A	2016/05/30	2016/06/06
23314	SGA Societe Generale Acceptance N.V. – COVS Eu Wts Jun 2016 A	2016/05/30	2016/06/06
11128	SGA Societe Generale Acceptance N.V. – AGBK Eu Wt Jun 2016 A	2016/05/30	2016/06/06
20231	SGA Societe Generale Acceptance N.V. – AIA Eu Put Wt Jun16 A	2016/05/30	2016/06/06
27916	SGA Societe Generale Acceptance N.V. – BOCL Eu Wt Jun 2016 A	2016/05/30	2016/06/06
19585	SGA Societe Generale Acceptance N.V. – BOCL Eu Wt Jun 2016 B	2016/05/30	2016/06/06
24857	SGA Societe Generale Acceptance N.V. – BOCOM Eu Wt Jun 2016A	2016/05/30	2016/06/06
27918	SGA Societe Generale Acceptance N.V. – CCB Eur Wt Jun 2016 A	2016/05/30	2016/06/06
24197	SGA Societe Generale Acceptance N.V. – CGS Euro Wts Jun 16 A	2016/05/30	2016/06/06
20279	SGA Societe Generale Acceptance N.V. – CMob Eu Put Wt Jun16A	2016/05/30	2016/06/06
12215	SGA Societe Generale Acceptance N.V. – CNOOC Eu Wt Jun 2016A	2016/05/30	2016/06/06
28108	SGA Societe Generale Acceptance N.V. – CP&CC Eu Wt Jun 2016A	2016/05/30	2016/06/06
20345	SGA Societe Generale Acceptance N.V. – CP&CC Eu Wt Jun 2016B	2016/05/30	2016/06/06
12219	SGA Societe Generale Acceptance N.V. – CRRC Euro Wts Jun16 A	2016/05/30	2016/06/06
18386	SGA Societe Generale Acceptance N.V. – CTel Eu Wt Jun 2016 A	2016/05/30	2016/06/06
12118	SGA Societe Generale Acceptance N.V. – HKEX Eu Put Wt Jun16B	2016/05/30	2016/06/06

List of expired derivative warrants, 2016 (continued)

Code	Warrant	Last trading date	Delisted date
23353	SGA Societe Generale Acceptance N.V. – HKEX Eu Put Wt Jun16D	2016/05/30	2016/06/06
11337	SGA Societe Generale Acceptance N.V. – HKEX Eu Wt Jun 2016 A	2016/05/30	2016/06/06
17906	SGA Societe Generale Acceptance N.V. – HKEX Eu Wt Jun 2016 C	2016/05/30	2016/06/06
26548	SGA Societe Generale Acceptance N.V. – HKEX Eu Wt Jun 2016 E	2016/05/30	2016/06/06
28096	SGA Societe Generale Acceptance N.V. – ICBC Eu Wt Jun 2016 A	2016/05/30	2016/06/06
12221	SGA Societe Generale Acceptance N.V. – KECL Eu Wt Jun 2016 A	2016/05/30	2016/06/06
22163	SGA Societe Generale Acceptance N.V. – PICC Eu Wts Jun 2016A	2016/05/30	2016/06/06
22411	SGA Societe Generale Acceptance N.V.- A50 Ch Eu Wt Jun 2016C	2016/05/30	2016/06/06
22734	SGA Societe Generale Acceptance N.V.- A50 Ch Eu Wt Jun 2016D	2016/05/30	2016/06/06
24586	SGA Societe Generale Acceptance N.V. -CCoal Eu Wt Jun 2016 A	2016/05/30	2016/06/06
28435	SGA Societe Generale Acceptance N.V. -CITIC Sec Eu Wt Jun16A	2016/05/30	2016/06/06
24472	SGA Societe Generale Acceptance N.V. -HSBC Eu Put Wt Jun16 A	2016/05/30	2016/06/06
21345	SGA Societe Generale Acceptance N.V. -Ping An Eu Wt Jun 16 A	2016/05/30	2016/06/06
22738	SGA Societe Generale Acceptance N.V. -Ping An Eu Wt Jun 16 B	2016/05/30	2016/06/06
24336	SGA Societe Generale Acceptance N.V. -Ping An Eu Wt Jun 16 C	2016/05/30	2016/06/06
22178	SGA Societe Generale Acceptance N.V. -Tencent Eu Wt Jun 16 B	2016/05/30	2016/06/06
22162	SGA Societe Generale Acceptance N.V.-CAM CSI300 Eu Wt Jun16A	2016/05/30	2016/06/06
22561	SGA Societe Generale Acceptance N.V.-Galaxy Eu Put Wt Jun16B	2016/05/30	2016/06/06
29382	SGA Societe Generale Acceptance N.V.-Haitong Sec Eu Wt Jun16A	2016/05/30	2016/06/06
23064	SGA Societe Generale Acceptance N.V.-Haitong Sec Eu Wt Jun16B	2016/05/30	2016/06/06
22732	SGA Societe Generale Acceptance N.V.-HS H-SHARE Eu Wts Jun16A	2016/05/30	2016/06/06
17983	SGA Societe Generale Acceptance N.V.-Sands China Eu Wt Jun16A	2016/05/30	2016/06/06
24352	SGA Societe Generale Acceptance N.V.-Sands China Eu Wt Jun16B	2016/05/30	2016/06/06
24084	SGA Societe Generale Acceptance NV-CSOP A50 ETF Eu Wt Jun16A	2016/05/30	2016/06/06
22729	SGA Societe Generale Acceptance NV-CSOP A50 ETF Eu Wt Jun16B	2016/05/30	2016/06/06
24585	SGA Societe Generale Acceptance NV-Yanzhou Coal Eu Wt Jun16A	2016/05/30	2016/06/06
23798	Standard Chartered Bank – HKEX European Warrants Jun 2016 B	2016/05/30	2016/06/06
22058	Bank of East Asia – R&F Ppt European Warrants Jun 2016 A	2016/05/31	2016/06/07
19094	BOCI Asia Ltd. – A50 China European Warrants Jun 2016 A	2016/05/31	2016/06/07
24750	BOCI Asia Ltd. – CSOP A50 ETF European Warrants Jun 2016 A	2016/05/31	2016/06/07
12446	BOCI Asia Ltd. – Galaxy Ent European Warrants Jun 2016 A	2016/05/31	2016/06/07
24514	BOCI Asia Ltd. – Ping An European Warrants Jun 2016 A	2016/05/31	2016/06/07
13488	Credit Suisse AG – Galaxy Ent European Warrants Jun 2016 A	2016/05/31	2016/06/07
20764	Credit Suisse AG – HKEX European Warrants Jun 2016 A	2016/05/31	2016/06/07
19428	Credit Suisse AG – Tencent Holdings European Wts Jun 2016 C	2016/05/31	2016/06/07
22851	Goldman Sachs SP (Asia) – HSBC European Warrants Jun 2016 A	2016/05/31	2016/06/07
22861	Goldman Sachs SP (Asia) – HSBC European Warrants Jun 2016 B	2016/05/31	2016/06/07
19896	Goldman Sachs SP (Asia) -Tencent European Wt Jun 2016 A	2016/05/31	2016/06/07
16978	HK Bank – KECL European Warrants Jun 2016 A	2016/05/31	2016/06/07
23387	J P Morgan SP BV – Ping An European Warrants Jun 2016 B	2016/05/31	2016/06/07
23406	Macquarie Bank Ltd. – BOCL European Warrants Jun 2016 A	2016/05/31	2016/06/07
17000	SGA Societe Generale Acceptance N.V. – CKH Eur Wt Jun 2016 A	2016/05/31	2016/06/07
17269	SGA Societe Generale Acceptance N.V. – CMB Eu Wts Jun 2016 A	2016/05/31	2016/06/07
14215	SGA Societe Generale Acceptance N.V.-Galaxy Ent Eu Wt Jun16A	2016/05/31	2016/06/07
20615	SGA Societe Generale Acceptance N.V.-Shimao Ppt Eu Wt Jun16A	2016/05/31	2016/06/07
24382	UBS AG – HKEX European Put Warrants Jun 2016 G	2016/05/31	2016/06/07
24638	Bank of East Asia – HKEX European Warrants Jun 2016 A	2016/06/02	2016/06/10
20634	BOCI Asia Ltd. – HKEX European Put Warrants Jun 2016 B	2016/06/02	2016/06/10
24971	Standard Chartered Bank – CKH European Wts Jun 2016 A	2016/06/02	2016/06/10
21334	UBS AG – CSOP A50 ETF European Put Warrants Jun 2016 B	2016/06/02	2016/06/10
22204	UBS AG – HSBC European Warrants Jun 2016 B	2016/06/02	2016/06/10
22175	BOCI Asia Ltd. – Tencent Holdings European Wts Jun 2016 B	2016/06/03	2016/06/13
23750	Credit Suisse AG – Stanchart European Warrants Jun 2016 A	2016/06/03	2016/06/13
24922	Goldman Sachs SP (Asia) -Tencent European Wt Jun 2016 C	2016/06/03	2016/06/13
10363	SGA Societe Generale Acceptance NV-N225 Eu Put Wt Jun 2016 B	2016/06/03	2016/06/13
10348	SGA Societe Generale Acceptance NV-Nikkei 225 Eu Wt Jun 16 A	2016/06/03	2016/06/13
10364	SGA Societe Generale Acceptance NV-Nikkei 225 Eu Wt Jun 16 C	2016/06/03	2016/06/13
10361	UBS AG – Nikkei 225 European Put Warrants Jun 2016 B	2016/06/03	2016/06/13
10360	UBS AG – Nikkei 225 European Warrants Jun 2016 A	2016/06/03	2016/06/13
24751	BOCI Asia Ltd. – A50 China European Warrants Jun 2016 B	2016/06/06	2016/06/14
22522	BOCI Asia Ltd. – HKEX European Warrants Jun 2016 E	2016/06/06	2016/06/14
18597	Credit Suisse AG – CSOP A50 ETF European Warrants Jun 2016 A	2016/06/06	2016/06/14
23016	Macquarie Bank Ltd. – Towngas China European Wts Jun 2016 A	2016/06/06	2016/06/14
21566	UBS AG – A50 China European Warrants Jun 2016 B	2016/06/06	2016/06/14
16746	UBS AG – BankComm European Warrants Jun 2016 A	2016/06/06	2016/06/14
23368	UBS AG – BYD European Warrants Jun 2016 A	2016/06/06	2016/06/14
13207	UBS AG – Galaxy Ent European Warrants Jun 2016 A	2016/06/06	2016/06/14
14268	UBS AG – Lenovo European Warrants Jun 2016 A	2016/06/06	2016/06/14
18192	UBS AG – SHK Ppt European Warrants Jun 2016 A	2016/06/06	2016/06/14
19172	UBS AG – Tencent Holdings European Warrants Jun 2016 B	2016/06/06	2016/06/14
22812	J P Morgan SP BV – A50 China European Put Wts Jun 2016 A	2016/06/14	2016/06/15
12688	J P Morgan SP BV – Wynn Macau European Warrants Jul 2016 A	2016/06/14	2016/06/15
23962	UBS AG – HSBC European Warrants Jun 2016 C	2016/06/07	2016/06/15
17947	Credit Suisse AG – CKH European Warrants Jun 2016 A	2016/06/08	2016/06/16
16837	HK Bank – CKH European Warrants Jun 2016 A	2016/06/08	2016/06/16
25791	J P Morgan SP BV – Tencent European Warrants Jun 2016 C	2016/06/08	2016/06/16
10350	BNP Paribas Arbit Issu B.V. – Gold European Put Wts Jun 16 B	2016/06/10	2016/06/17
10349	BNP Paribas Arbit Issu B.V. – Gold European Wts Jun 2016 A	2016/06/10	2016/06/17
21765	Macquarie Bank Ltd. – HN Renewables European Wts Jun 2016 A	2016/06/10	2016/06/17
21857	Macquarie Bank Ltd. – Goldwind European Warrants Jun 2016 A	2016/06/13	2016/06/20
19695	UBS AG – CHALCO European Warrants Jun 2016 A	2016/06/13	2016/06/20
19211	UBS AG – GCL-Poly Energy European Warrants Jun 2016 A	2016/06/13	2016/06/20
19689	UBS AG – PICC Group European Warrants Jun 2016 A	2016/06/13	2016/06/20
17984	Bank of East Asia – Sands China European Warrants Jun 2016 A	2016/06/14	2016/06/21
20811	BOCI Asia Ltd. – HKEX European Warrants Jun 2016 C	2016/06/14	2016/06/21
19968	Macquarie Bank Ltd. – China EB Int'l European Wts Jun 2016 A	2016/06/14	2016/06/21
26184	Standard Chartered Bank – Tencent Hldg Euro Wts Jun 2016 A	2016/06/14	2016/06/21

List of expired derivative warrants, 2016 (continued)

Code	Warrant	Last trading date	Delisted date
21332	UBS AG – A50 China European Put Warrants Jun 2016 A	2016/06/14	2016/06/21
23744	UBS AG – China Mobile European Warrants Jun 2016 B	2016/06/14	2016/06/21
21970	UBS AG – CITIC Bank European Warrants Jun 2016 A	2016/06/14	2016/06/21
17403	UBS AG – CNOOC European Put Warrants Jun 2016 A	2016/06/14	2016/06/21
18368	UBS AG – CSOP A50 ETF European Warrants Jun 2016 A	2016/06/14	2016/06/21
23571	UBS AG – Sinopec Corp European Warrants Jun 2016 A	2016/06/14	2016/06/21
23836	UBS AG – Stanchart European Warrants Jun 2016 A	2016/06/14	2016/06/21
24435	UBS AG – PetroChina European Warrants Jun 2016 A	2016/06/15	2016/06/22
18004	Bank of East Asia – Haitong Sec European Warrants Jun 2016 A	2016/06/16	2016/06/23
15430	Bank of East Asia – Lenovo European Warrants Jun 2016 A	2016/06/16	2016/06/23
21785	UBS AG – HKEX European Put Warrants Jun 2016 E	2016/06/16	2016/06/23
23945	UBS AG – HKEX European Warrants Jun 2016 F	2016/06/16	2016/06/23
24794	Credit Suisse AG – China Mobile European Warrants Jun 2016 A	2016/06/17	2016/06/24
25002	UBS AG – CAM CSI300 European Warrants Jun 2016 A	2016/06/17	2016/06/24
24196	UBS AG – China Life European Warrants Jun 2016 A	2016/06/17	2016/06/24
22829	UBS AG – China Mobile European Warrants Jun 2016 A	2016/06/17	2016/06/24
24749	UBS AG – CNOOC European Warrants Jun 2016 C	2016/06/17	2016/06/24
23198	UBS AG – CSOP A50 ETF European Warrants Jun 2016 C	2016/06/17	2016/06/24
24746	UBS AG – Sinopec Corp European Warrants Jun 2016 B	2016/06/17	2016/06/24
16184	UBS AG – Want Want Ch European Warrants Jun 2016 A	2016/06/17	2016/06/24
19188	Bank of East Asia – Minsheng Bank European Warrants Jun 16 A	2016/06/20	2016/06/27
24455	Goldman Sachs SP (Asia) – CITIC Bank European Wts Jun 2016 A	2016/06/20	2016/06/27
22292	Goldman Sachs SP (Asia) – Haitong Sec Euro Wts Jun 2016 A	2016/06/20	2016/06/27
22435	Standard Chartered Bank – CSOP A50 ETF Euro Wts Jun 2016 A	2016/06/20	2016/06/27
19758	Standard Chartered Bank – Minsheng Bank Euro Wts Jun 2016 A	2016/06/20	2016/06/27
23225	UBS AG – CSOP A50 ETF European Warrants Jun 2016 D	2016/06/20	2016/06/27
20550	UBS AG – Greatwall Motor European Warrants Jun 2016 A	2016/06/20	2016/06/27
22203	UBS AG – HSBC European Warrants Jun 2016 A	2016/06/20	2016/06/27
19701	UBS AG – Minsheng Bank European Warrants Jun 2016 A	2016/06/20	2016/06/27
19028	BOCI Asia Ltd. – China Life European Warrants Jun 2016 A	2016/06/21	2016/06/28
22906	BOCI Asia Ltd. – CKP European Warrants Jun 2016 A	2016/06/21	2016/06/28
12456	BOCI Asia Ltd. – CNOOC European Warrants Jun 2016 A	2016/06/21	2016/06/28
18355	BOCI Asia Ltd. – HKEX European Warrants Jun 2016 A	2016/06/21	2016/06/28
23701	BOCI Asia Ltd. – Lenovo European Warrants Jun 2016 A	2016/06/21	2016/06/28
19903	BOCI Asia Ltd. – Minsheng Bank European Warrants Jun 2016 A	2016/06/21	2016/06/28
19905	BOCI Asia Ltd. – Tencent Holdings European Wts Jun 2016 A	2016/06/21	2016/06/28
24842	Credit Suisse AG – CKH European Warrants Jun 2016 B	2016/06/21	2016/06/28
25300	Credit Suisse AG – HKEX European Warrants Jun 2016 F	2016/06/21	2016/06/28
20771	Goldman Sachs SP (Asia) – HKEX European Warrants Jun 2016 A	2016/06/21	2016/06/28
25525	Goldman Sachs SP (Asia) – Tencent European Wt Jun 2016 E	2016/06/21	2016/06/28
25082	HK Bank – China Life European Warrants Jun 2016 E	2016/06/21	2016/06/28
11573	HK Bank – CNBM European Warrants Jun 2016 A	2016/06/21	2016/06/28
23723	HK Bank – Lenovo European Warrants Jun 2016 C	2016/06/21	2016/06/28
25624	HK Bank – Ping An European Warrants Jun 2016 B	2016/06/21	2016/06/28
20418	HK Bank – Tencent European Put Warrants Jun 2016 F	2016/06/21	2016/06/28
15058	HK Bank – Tencent European Warrants Jun 2016 E	2016/06/21	2016/06/28
23545	Standard Chartered Bank – A50 China Euro Warrants Jun 2016 B	2016/06/21	2016/06/28
12188	Standard Chartered Bank – Ping An European Wts Jun 2016 A	2016/06/21	2016/06/28
15802	Standard Chartered Bank – Want Want Ch European Wts Jun16A	2016/06/21	2016/06/28
19929	Standard Chartered Bank – Fosun Intl European Warrants Jun16A	2016/06/21	2016/06/28
25417	UBS AG – AIA European Warrants Jun 2016 A	2016/06/21	2016/06/28
20108	UBS AG – Anhui Conch European Warrants Jun 2016 A	2016/06/21	2016/06/28
17791	UBS AG – China EB Int'l European Warrants Jun 2016 A	2016/06/21	2016/06/28
12930	UBS AG – China National Building European Wts Jun 2016 A	2016/06/21	2016/06/28
20099	UBS AG – China National Building European Wts Jun 2016 B	2016/06/21	2016/06/28
16793	UBS AG – China Tel European Warrants Jun 2016 A	2016/06/21	2016/06/28
23726	UBS AG – China Tel European Warrants Jun 2016 B	2016/06/21	2016/06/28
25101	UBS AG – CSOP A50 ETF European Warrants Jun 2016 E	2016/06/21	2016/06/28
19880	UBS AG – Fosun Intl European Warrants Jun 2016 A	2016/06/21	2016/06/28
21812	UBS AG – Geely Auto European Warrants Jun 2016 A	2016/06/21	2016/06/28
17600	UBS AG – HKEX European Warrants Jun 2016 A	2016/06/21	2016/06/28
20088	UBS AG – HKEX European Warrants Jun 2016 B	2016/06/21	2016/06/28
20561	UBS AG – HKEX European Warrants Jun 2016 C	2016/06/21	2016/06/28
25141	UBS AG – HSBC European Warrants Jun 2016 E	2016/06/21	2016/06/28
18010	UBS AG – ICBC European Warrants Jun 2016 A	2016/06/21	2016/06/28
23037	UBS AG – Kingsoft European Warrants Jun 2016 A	2016/06/21	2016/06/28
23212	UBS AG – Tencent Holdings European Put Warrants Jun 2016 D	2016/06/21	2016/06/28
19698	UBS AG – Yanzhou Coal European Wts Jun 2016 A	2016/06/21	2016/06/28
24615	Goldman Sachs SP (Asia) – China Mobile Euro Wts Jun 2016 B	2016/06/22	2016/06/29
24614	Goldman Sachs SP (Asia) – CKH European Wts Jun 2016 A	2016/06/22	2016/06/29
25076	Goldman Sachs SP (Asia) – HKEX European Warrants Jun 2016 D	2016/06/22	2016/06/29
18381	HK Bank – Tencent European Warrants Jun 2016 A	2016/06/22	2016/06/29
11372	Nomura Int'l plc – Li & Fung European Warrants Jun 2016 A	2016/06/22	2016/06/29
17702	Standard Chartered Bank – HKEX European Put Wts Jun 2016 A	2016/06/22	2016/06/29
23579	UBS AG – CNOOC European Warrants Jun 2016 B	2016/06/22	2016/06/29
18566	UBS AG – Tencent Holdings European Warrants Jun 2016 A	2016/06/22	2016/06/29
23524	BNP Paribas Arbit Issu B.V. – HSI Euro Put Wts Jun 2016 B	2016/06/23	2016/06/30
23517	BNP Paribas Arbit Issu B.V. – HSI European Wts Jun 2016 A	2016/06/23	2016/06/30
20480	Credit Suisse AG – HKEX European Put Warrants Jun 2016 D	2016/06/23	2016/06/30
24832	Credit Suisse AG – HSCEI European Put Warrants Jun 2016 B	2016/06/23	2016/06/30
19533	Credit Suisse AG – HSCEI European Warrants Jun 2016 A	2016/06/23	2016/06/30
25397	Credit Suisse AG – HSCEI European Warrants Jun 2016 C	2016/06/23	2016/06/30
24831	Credit Suisse AG – HSI European Put Warrants Jun 2016 A	2016/06/23	2016/06/30
25146	Credit Suisse AG – HSI European Warrants Jun 2016 B	2016/06/23	2016/06/30
25599	Credit Suisse AG – HSI European Warrants Jun 2016 C	2016/06/23	2016/06/30
24273	Credit Suisse AG – Lenovo European Warrants Jun 2016 B	2016/06/23	2016/06/30
18333	Credit Suisse AG – Tencent Holdings European Wts Jun 2016 A	2016/06/23	2016/06/30

List of expired derivative warrants, 2016 (continued)

Code	Warrant	Last trading date	Delisted date
21413	Goldman Sachs SP (Asia) – A50 China European Wts Jun 2016 B	2016/06/23	2016/06/30
23175	Goldman Sachs SP (Asia) – Ch Comm Cons Euro Wts Jun 2016 A	2016/06/23	2016/06/30
20184	Goldman Sachs SP (Asia) – HKEX European Warrants Jun 2016 C	2016/06/23	2016/06/30
23772	Goldman Sachs SP (Asia) – HS H-SHARE European Wts Jun 2016 A	2016/06/23	2016/06/30
25177	Goldman Sachs SP (Asia) – HSCEI European Put Wts Jun 2016 A	2016/06/23	2016/06/30
25324	Goldman Sachs SP (Asia) – HSCEI European Warrants Jun 2016 B	2016/06/23	2016/06/30
24684	Goldman Sachs SP (Asia) – HSI European Put Wts Jun 2016 C	2016/06/23	2016/06/30
24691	Goldman Sachs SP (Asia) – HSI European Put Wts Jun 2016 E	2016/06/23	2016/06/30
20588	Goldman Sachs SP (Asia) – HSI European Warrants Jun 2016 A	2016/06/23	2016/06/30
24680	Goldman Sachs SP (Asia) – HSI European Warrants Jun 2016 B	2016/06/23	2016/06/30
24688	Goldman Sachs SP (Asia) – HSI European Warrants Jun 2016 D	2016/06/23	2016/06/30
25473	Goldman Sachs SP (Asia) – HSI European Warrants Jun 2016 F	2016/06/23	2016/06/30
24071	Goldman Sachs SP (Asia) – Tencent European Put Wt Jun 2016 B	2016/06/23	2016/06/30
22237	HK Bank – HSCEI European Warrants Jun 2016 A	2016/06/23	2016/06/30
25206	HK Bank – HSCEI European Warrants Jun 2016 B	2016/06/23	2016/06/30
22990	HK Bank – HSI European Put Warrants Jun 2016 B	2016/06/23	2016/06/30
25195	HK Bank – HSI European Put Warrants Jun 2016 F	2016/06/23	2016/06/30
18856	HK Bank – HSI European Warrants Jun 2016 A	2016/06/23	2016/06/30
23970	HK Bank – HSI European Warrants Jun 2016 C	2016/06/23	2016/06/30
24262	HK Bank – HSI European Warrants Jun 2016 D	2016/06/23	2016/06/30
25090	HK Bank – HSI European Warrants Jun 2016 E	2016/06/23	2016/06/30
25722	HK Bank – HSI European Warrants Jun 2016 G	2016/06/23	2016/06/30
19614	HK Bank – Lenovo European Warrants Jun 2016 B	2016/06/23	2016/06/30
11534	HK Bank – Tencent European Warrants Jun 2016 D	2016/06/23	2016/06/30
21064	J P Morgan SP BV – HSCEI European Wts Jun 2016 B	2016/06/23	2016/06/30
25118	J P Morgan SP BV – HSCEI European Wts Jun 2016 C	2016/06/23	2016/06/30
26014	J P Morgan SP BV – HSI European Put Warrants Jun 2016 A	2016/06/23	2016/06/30
22997	J P Morgan SP BV – HSI European Put Warrants Jun 2016 D	2016/06/23	2016/06/30
26764	J P Morgan SP BV – HSI European Put Warrants Jun 2016 G	2016/06/23	2016/06/30
12276	J P Morgan SP BV – HSI European Warrants Jun 2016 B	2016/06/23	2016/06/30
21852	J P Morgan SP BV – HSI European Warrants Jun 2016 C	2016/06/23	2016/06/30
24166	J P Morgan SP BV – HSI European Warrants Jun 2016 E	2016/06/23	2016/06/30
25618	J P Morgan SP BV – HSI European Warrants Jun 2016 F	2016/06/23	2016/06/30
20724	SGA Societe Generale Acceptance N.V. – HSCEI Eu Wt Jun 2016A	2016/06/23	2016/06/30
25055	SGA Societe Generale Acceptance N.V. – HSCEI Eu Wt Jun 2016C	2016/06/23	2016/06/30
25489	SGA Societe Generale Acceptance N.V. – HSI Eur Wt Jun 2016 A	2016/06/23	2016/06/30
18766	SGA Societe Generale Acceptance N.V. – HSI Eur Wt Jun 2016 B	2016/06/23	2016/06/30
24106	SGA Societe Generale Acceptance N.V. – HSI Eur Wt Jun 2016 E	2016/06/23	2016/06/30
24315	SGA Societe Generale Acceptance N.V. – HSI Eur Wt Jun 2016 F	2016/06/23	2016/06/30
21197	SGA Societe Generale Acceptance N.V. -HSCEI Eu Put Wt Jun16B	2016/06/23	2016/06/30
21009	SGA Societe Generale Acceptance N.V. -HSI Eu Put Wt Jun 16 C	2016/06/23	2016/06/30
21729	SGA Societe Generale Acceptance N.V. -HSI Eu Put Wt Jun 16 D	2016/06/23	2016/06/30
24425	SGA Societe Generale Acceptance N.V. -HSI Eu Put Wt Jun 16 G	2016/06/23	2016/06/30
25808	SGA Societe Generale Acceptance N.V. -HSI Eu Put Wt Jun 16 H	2016/06/23	2016/06/30
25074	UBS AG – China Mobile European Warrants Jun 2016 C	2016/06/23	2016/06/30
24172	UBS AG – HSCEI European Put Warrants Jun 2016 C	2016/06/23	2016/06/30
20012	UBS AG – HSCEI European Warrants Jun 2016 A	2016/06/23	2016/06/30
23964	UBS AG – HSCEI European Warrants Jun 2016 B	2016/06/23	2016/06/30
11158	UBS AG – HSI European Put Warrants Jun 2016 B	2016/06/23	2016/06/30
20546	UBS AG – HSI European Put Warrants Jun 2016 E	2016/06/23	2016/06/30
22822	UBS AG – HSI European Put Warrants Jun 2016 F	2016/06/23	2016/06/30
24451	UBS AG – HSI European Put Warrants Jun 2016 I	2016/06/23	2016/06/30
11153	UBS AG – HSI European Warrants Jun 2016 A	2016/06/23	2016/06/30
14950	UBS AG – HSI European Warrants Jun 2016 C	2016/06/23	2016/06/30
20513	UBS AG – HSI European Warrants Jun 2016 D	2016/06/23	2016/06/30
24374	UBS AG – HSI European Warrants Jun 2016 G	2016/06/23	2016/06/30
24376	UBS AG – HSI European Warrants Jun 2016 H	2016/06/23	2016/06/30
24637	Bank of East Asia – China Life European Warrants Jun 2016 A	2016/06/24	2016/07/04
20695	Credit Suisse – China Railway European Warrants Jun 2016 A	2016/06/24	2016/07/04
18891	Credit Suisse AG – A50 China European Warrants Jun 2016 A	2016/06/24	2016/07/04
24993	Credit Suisse AG – China Life European Warrants Jun 2016 A	2016/06/24	2016/07/04
24852	Credit Suisse AG – China Tel European Warrants Jun 2016 A	2016/06/24	2016/07/04
11810	Credit Suisse AG – CNBM European Warrants Jun 2016 A	2016/06/24	2016/07/04
21417	Credit Suisse AG – CSOP A50 ETF European Warrants Jun 2016 B	2016/06/24	2016/07/04
23714	Credit Suisse AG – GCL-Poly Energy European Wts Jun 2016 A	2016/06/24	2016/07/04
21355	Credit Suisse AG – Greatwall Motor European Wts Jun 2016 A	2016/06/24	2016/07/04
25830	Credit Suisse AG – HKEX European Put Warrants Jun 2016 B	2016/06/24	2016/07/04
23912	Credit Suisse AG – HKEX European Warrants Jun 2016 E	2016/06/24	2016/07/04
19963	Credit Suisse AG – Lenovo European Put Warrants Jun 2016 A	2016/06/24	2016/07/04
21402	Credit Suisse AG – Ping An European Warrants Jun 2016 A	2016/06/24	2016/07/04
23419	Credit Suisse AG – Sinopec Corp European Warrants Jun 2016 A	2016/06/24	2016/07/04
20377	Credit Suisse AG – Tencent Holdings Euro Put Wts Jun 2016 B	2016/06/24	2016/07/04
24486	Credit Suisse AG – Tencent Holdings European Wts Jun 2016 D	2016/06/24	2016/07/04
21302	Goldman Sachs SP (Asia) – A50 China Euro Put Wts Jun 2016 A	2016/06/24	2016/07/04
24482	Goldman Sachs SP (Asia) – A50 China European Wts Jun 2016 C	2016/06/24	2016/07/04
24652	Goldman Sachs SP (Asia) – A50 China European Wts Jun 2016 D	2016/06/24	2016/07/04
24247	Goldman Sachs SP (Asia) – AIA European Warrants Jun 2016 A	2016/06/24	2016/07/04
17167	Goldman Sachs SP (Asia) – CAM CSI300 Euro Put Wts Jun 2016 A	2016/06/24	2016/07/04
24441	Goldman Sachs SP (Asia) – CAM CSI300 European Wts Jun 2016 B	2016/06/24	2016/07/04
24242	Goldman Sachs SP (Asia) – China Life Euro Wts Jun 2016 A	2016/06/24	2016/07/04
23027	Goldman Sachs SP (Asia) – China Mobile Euro Wts Jun 2016 A	2016/06/24	2016/07/04
23241	Goldman Sachs SP (Asia) – China Tel European Wts Jun 2016 A	2016/06/24	2016/07/04
24457	Goldman Sachs SP (Asia) – CITIC Bank European Wts Jun 2016 B	2016/06/24	2016/07/04
23232	Goldman Sachs SP (Asia) – CITIC European Warrants Jun 2016 A	2016/06/24	2016/07/04
21059	Goldman Sachs SP (Asia) – CKP European Put Warrants Jun 16 B	2016/06/24	2016/07/04
28110	Goldman Sachs SP (Asia) – CMS European Warrants Jun 2016 A	2016/06/24	2016/07/04
21836	Goldman Sachs SP (Asia) – CNOOC European Warrants Jun 2016 A	2016/06/24	2016/07/04

List of expired derivative warrants, 2016 (continued)

Code	Warrant	Last trading date	Delisted date
24440	Goldman Sachs SP (Asia) – CNOOC European Warrants Jun 2016 B	2016/06/24	2016/07/04
18830	Goldman Sachs SP (Asia) – CRCC European Warrants Jun 2016 A	2016/06/24	2016/07/04
21600	Goldman Sachs SP (Asia) – CSOP A50 ETF Eu Put Wts Jun 2016 B	2016/06/24	2016/07/04
18975	Goldman Sachs SP (Asia) – CSOP A50 ETF Euro Wts Jun 2016 A	2016/06/24	2016/07/04
24760	Goldman Sachs SP (Asia) – CSOP A50 ETF Euro Wts Jun 2016 C	2016/06/24	2016/07/04
23024	Goldman Sachs SP (Asia) – Galaxy Ent European Wts Jun 2016 A	2016/06/24	2016/07/04
25617	Goldman Sachs SP (Asia) – HKEX European Put Wts Jun 2016 E	2016/06/24	2016/07/04
23021	Goldman Sachs SP (Asia) – Kingsoft European Wts Jun 2016 A	2016/06/24	2016/07/04
23944	Goldman Sachs SP (Asia) – PetroChina European Wts Jun 2016 B	2016/06/24	2016/07/04
23222	Goldman Sachs SP (Asia) – SHK Ppt European Put Wt Jun 2016 A	2016/06/24	2016/07/04
25223	Goldman Sachs SP (Asia) –Tencent European Wt Jun 2016 D	2016/06/24	2016/07/04
21822	Goldman Sachs SP (Asia)-Sinopec Corp European Wts Jun 2016 A	2016/06/24	2016/07/04
23433	Goldman Sachs SP (Asia)-Sinopec Corp European Wts Jun 2016 B	2016/06/24	2016/07/04
23939	Goldman Sachs SP (Asia)-Sinopec Corp European Wts Jun 2016 C	2016/06/24	2016/07/04
24199	Goldman Sachs SP (Asia)-Sinopec Corp European Wts Jun 2016 D	2016/06/24	2016/07/04
18638	HK Bank – A50 China European Warrants Jun 2016 A	2016/06/24	2016/07/04
20579	HK Bank – A50 China European Warrants Jun 2016 B	2016/06/24	2016/07/04
21378	HK Bank – A50 China European Warrants Jun 2016 C	2016/06/24	2016/07/04
20427	HK Bank – AIA European Put Warrants Jun 2016 A	2016/06/24	2016/07/04
23443	HK Bank – Anhui Conch European Warrants Jun 2016 A	2016/06/24	2016/07/04
13076	HK Bank – China Life European Warrants Jun 2016 A	2016/06/24	2016/07/04
19501	HK Bank – China Life European Warrants Jun 2016 B	2016/06/24	2016/07/04
22256	HK Bank – China Life European Warrants Jun 2016 C	2016/06/24	2016/07/04
23979	HK Bank – China Life European Warrants Jun 2016 D	2016/06/24	2016/07/04
22241	HK Bank – China Mobile European Warrants Jun 2016 A	2016/06/24	2016/07/04
22775	HK Bank – China Mobile European Warrants Jun 2016 B	2016/06/24	2016/07/04
22545	HK Bank – China Overseas European Warrants Jun 2016 A	2016/06/24	2016/07/04
18434	HK Bank – China Tel European Warrants Jun 2016 A	2016/06/24	2016/07/04
24067	HK Bank – China Tel European Warrants Jun 2016 B	2016/06/24	2016/07/04
22995	HK Bank – CITIC Bank European Warrants Jun 2016 A	2016/06/24	2016/07/04
11240	HK Bank – CKP European Warrants Jun 2016 A	2016/06/24	2016/07/04
22402	HK Bank – CKP European Warrants Jun 2016 B	2016/06/24	2016/07/04
17251	HK Bank – CNOOC European Warrants Jun 2016 A	2016/06/24	2016/07/04
24284	HK Bank – CNOOC European Warrants Jun 2016 B	2016/06/24	2016/07/04
24289	HK Bank – CNOOC European Warrants Jun 2016 C	2016/06/24	2016/07/04
21377	HK Bank – CSOP A50 ETF European Warrants Jun 2016 A	2016/06/24	2016/07/04
22051	HK Bank – CSOP A50 ETF European Warrants Jun 2016 B	2016/06/24	2016/07/04
22869	HK Bank – CSOP A50 ETF European Warrants Jun 2016 C	2016/06/24	2016/07/04
24062	HK Bank – Foxconn European Warrants Jun 2016 A	2016/06/24	2016/07/04
11239	HK Bank – Galaxy Ent European Warrants Jun 2016 A	2016/06/24	2016/07/04
24649	HK Bank – Greatwall Motor European Warrants Jun 2016 A	2016/06/24	2016/07/04
19615	HK Bank – HKEX European Warrants Jun 2016 A	2016/06/24	2016/07/04
22569	HK Bank – HKEX European Warrants Jun 2016 C	2016/06/24	2016/07/04
22996	HK Bank – KECL European Warrants Jun 2016 B	2016/06/24	2016/07/04
22889	HK Bank – Kingsoft European Warrants Jun 2016 A	2016/06/24	2016/07/04
22543	HK Bank – Li & Fung European Warrants Jun 2016 A	2016/06/24	2016/07/04
23987	HK Bank – Ping An European Warrants Jun 2016 A	2016/06/24	2016/07/04
15773	HK Bank – Sinopec Corp European Warrants Jun 2016 A	2016/06/24	2016/07/04
19444	HK Bank – Sinopec Corp European Warrants Jun 2016 B	2016/06/24	2016/07/04
23269	HK Bank – SMIC European Warrants Jun 2016 A	2016/06/24	2016/07/04
18513	HK Bank – Tencent European Warrants Jun 2016 B	2016/06/24	2016/07/04
24902	J P Morgan SP BV – BEA European Warrants Jun 2016 A	2016/06/24	2016/07/04
24168	J P Morgan SP BV – CHALCO European Warrants Jun 2016 A	2016/06/24	2016/07/04
21541	J P Morgan SP BV – China Life European Warrants Jun 2016 A	2016/06/24	2016/07/04
25037	J P Morgan SP BV – China Life European Warrants Jun 2016 B	2016/06/24	2016/07/04
28649	J P Morgan SP BV – CITIC Bank European Warrants Jun 2016 A	2016/06/24	2016/07/04
21680	J P Morgan SP BV – CKP European Put Warrants Jun 2016 A	2016/06/24	2016/07/04
26738	J P Morgan SP BV – CNOOC European Warrants Jun 2016 A	2016/06/24	2016/07/04
25454	J P Morgan SP BV – HKEX European Put Wts Jun 2016 A	2016/06/24	2016/07/04
26692	J P Morgan SP BV – Sinopec Corp European Warrants Jun 2016 A	2016/06/24	2016/07/04
24702	J P Morgan SP BV – Tencent European Warrants Jun 2016 A	2016/06/24	2016/07/04
16548	Nomura Int'l plc – Esprit European Put Warrants Jun 2016 A	2016/06/24	2016/07/04
26648	Nomura Int'l plc – Want Want China European Wts Jun 2016 A	2016/06/24	2016/07/04
12631	Standard Chartered Bank – CNBM European Warrants Jun 2016 A	2016/06/24	2016/07/04
24370	Standard Chartered Bank – Lenovo European Wts Jun 2016 A	2016/06/24	2016/07/04
25134	UBS AG – China Life European Warrants Jun 2016 B	2016/06/24	2016/07/04
18124	UBS AG – CRRC European Warrants Jun 2016 A	2016/06/24	2016/07/04
24748	UBS AG – Sinopec Corp European Warrants Jun 2016 C	2016/06/24	2016/07/04
23144	Bank of East Asia – CNBM European Warrants Jul 2016 A	2016/06/27	2016/07/05
17770	Bank of East Asia – Great Wall Motor European Wts Jul 2016 A	2016/06/27	2016/07/05
21186	BOCI Asia Ltd. – A50 China European Warrants Jul 2016 A	2016/06/27	2016/07/05
20947	BOCI Asia Ltd. – Tencent Holdings European Wts Jul 2016 B	2016/06/27	2016/07/05
24734	Credit Suisse AG – China Mobile European Warrants Jul 2016 B	2016/06/27	2016/07/05
24845	Credit Suisse AG – Galaxy Ent European Warrants Jul 2016 A	2016/06/27	2016/07/05
26310	Credit Suisse AG – Galaxy Ent European Warrants Jul 2016 B	2016/06/27	2016/07/05
25401	Credit Suisse AG – Haitong Sec European Warrants Jul 2016 A	2016/06/27	2016/07/05
18885	Credit Suisse AG – Minsheng Bank European Wts Jul 2016 A	2016/06/27	2016/07/05
24757	Goldman Sachs SP (Asia) – CNOOC European Warrants Jul 2016 A	2016/06/27	2016/07/05
26254	Goldman Sachs SP (Asia) – Galaxy Ent European Wts Jul 2016 A	2016/06/27	2016/07/05
24256	Goldman Sachs SP (Asia) – Haitong Sec Euro Wts Jul 2016 B	2016/06/27	2016/07/05
23600	Goldman Sachs SP (Asia) –Ch Overseas European Wts Jul 2016 A	2016/06/27	2016/07/05
26779	Haitong Int'l Sec – China Mobile European Warrants Jul 2016A	2016/06/27	2016/07/05
18670	J P Morgan SP BV – A50 China European Warrants Jul 2016 A	2016/06/27	2016/07/05
24764	J P Morgan SP BV – A50 China European Warrants Jul 2016 B	2016/06/27	2016/07/05
26129	J P Morgan SP BV – Ch Overseas European Warrants Jul 2016 A	2016/06/27	2016/07/05
12893	J P Morgan SP BV – Ch Overseas European Warrants Jul 2016 B	2016/06/27	2016/07/05
23389	J P Morgan SP BV – China Mob European Wts Jul 2016 A	2016/06/27	2016/07/05

List of expired derivative warrants, 2016 (continued)

Code	Warrant	Last trading date	Delisted date
22773	J P Morgan SP BV – China Tel European Warrants Jul 2016 A	2016/06/27	2016/07/05
23644	J P Morgan SP BV – CNBM European Warrants Jul 2016 A	2016/06/27	2016/07/05
11762	J P Morgan SP BV – CPIC European Warrants Jul 2016 A	2016/06/27	2016/07/05
21695	J P Morgan SP BV – CSOP A50 ETF European Warrants Jul 2016 A	2016/06/27	2016/07/05
21083	J P Morgan SP BV – Galaxy Ent European Warrants Jul 2016 A	2016/06/27	2016/07/05
26791	J P Morgan SP BV – Henderson Land Dev European Wt Jul 2016 A	2016/06/27	2016/07/05
20669	J P Morgan SP BV – HKEX European Warrants Jul 2016 A	2016/06/27	2016/07/05
22295	J P Morgan SP BV – KECL European Warrants Jul 2016 A	2016/06/27	2016/07/05
20073	J P Morgan SP BV – Sands China European Warrants Jul 2016 A	2016/06/27	2016/07/05
21306	J P Morgan SP BV – SFCE European Warrants Jul 2016 A	2016/06/27	2016/07/05
21651	J P Morgan SP BV – Sinopec Corp European Warrants Jul 2016 A	2016/06/27	2016/07/05
25314	J P Morgan SP BV – Sinopec Corp European Warrants Jul 2016 B	2016/06/27	2016/07/05
20340	J P Morgan SP BV – Tencent European Put Warrants Jul 2016 A	2016/06/27	2016/07/05
27053	J P Morgan SP BV – Tencent European Warrants Jul 2016 B	2016/06/27	2016/07/05
21539	J P Morgan SP BV – Zijin Mining European Warrants Jul 2016 A	2016/06/27	2016/07/05
21986	J P Morgan SP BV – ZTE European Warrants Jul 2016 A	2016/06/27	2016/07/05
24466	Macquarie Bank Ltd. – China Unicom European Wts Jul 2016 A	2016/06/27	2016/07/05
24449	Macquarie Bank Ltd. – Tencent European Warrants Jul 2016 F	2016/06/27	2016/07/05
26959	Macquarie Bank Ltd. – Wynn Macau European Wts Jul 2016 A	2016/06/27	2016/07/05
20598	SGA Societe Generale Acceptance N.V. – HKEX Eu Wt Jul 2016 C	2016/06/27	2016/07/05
27393	SGA Societe Generale Acceptance N.V.-Li & Fung Eu Wt Jul16 A	2016/06/27	2016/07/05
22548	Standard Chartered Bank – HKEX European Warrants Jul 2016 B	2016/06/27	2016/07/05
23458	UBS AG – Sands China European Warrants Jul 2016 A	2016/06/27	2016/07/05
19182	BNP Paribas Arbit Issu B.V. – A50 China Euro Wts Jul 2016 A	2016/06/28	2016/07/06
21910	BNP Paribas Arbit Issu B.V. – A50 China Euro Wts Jul 2016 B	2016/06/28	2016/07/06
25261	BNP Paribas Arbit Issu B.V. – AIA European Wts Jul 2016 A	2016/06/28	2016/07/06
22078	BNP Paribas Arbit Issu B.V. – Anhui Conch Euro Wt Jul 2016 A	2016/06/28	2016/07/06
23091	BNP Paribas Arbit Issu B.V. – Ch Mobile Eu Put Wt Jul 2016 B	2016/06/28	2016/07/06
22956	BNP Paribas Arbit Issu B.V. – Ch Mobile Euro Wts Jul 2016 A	2016/06/28	2016/07/06
25585	BNP Paribas Arbit Issu B.V. – Ch Mobile Euro Wts Jul 2016 C	2016/06/28	2016/07/06
21380	BNP Paribas Arbit Issu B.V. – China EB Int'l Eu Wts Jul 16 A	2016/06/28	2016/07/06
22085	BNP Paribas Arbit Issu B.V. – China Gas Hold Euro Wt Jul16 A	2016/06/28	2016/07/06
20940	BNP Paribas Arbit Issu B.V. – China Life Euro Wts Jul 2016 B	2016/06/28	2016/07/06
25382	BNP Paribas Arbit Issu B.V. – China Tel Euro Wts Jul 2016 A	2016/06/28	2016/07/06
17396	BNP Paribas Arbit Issu B.V. – CITIC Bank Euro Wts Jul 2016 A	2016/06/28	2016/07/06
23796	BNP Paribas Arbit Issu B.V. – CKH European Wts Jul 2016 A	2016/06/28	2016/07/06
25952	BNP Paribas Arbit Issu B.V. – CKH European Wts Jul 2016 B	2016/06/28	2016/07/06
29582	BNP Paribas Arbit Issu B.V. – CNBM European Wts Jul 2016 A	2016/06/28	2016/07/06
12197	BNP Paribas Arbit Issu B.V. – CNOOC European Wts Jul 2016 A	2016/06/28	2016/07/06
25256	BNP Paribas Arbit Issu B.V. – CNOOC European Wts Jul 2016 B	2016/06/28	2016/07/06
20408	BNP Paribas Arbit Issu B.V. – Country Garden Eu Wt Jul 2016A	2016/06/28	2016/07/06
23833	BNP Paribas Arbit Issu B.V. – CRCC European Wts Jul 2016 A	2016/06/28	2016/07/06
12309	BNP Paribas Arbit Issu B.V. – CRRC European Wts Jul 2016 A	2016/06/28	2016/07/06
22976	BNP Paribas Arbit Issu B.V. – CSOP A50 ETF Eu Wts Jul 2016 A	2016/06/28	2016/07/06
24752	BNP Paribas Arbit Issu B.V. – CSOP A50 ETF Eu Wts Jul 2016 B	2016/06/28	2016/07/06
24120	BNP Paribas Arbit Issu B.V. – Fosun Intl European Wts Jul16A	2016/06/28	2016/07/06
11438	BNP Paribas Arbit Issu B.V. – Galaxy Ent Euro Wts Jul 2016 A	2016/06/28	2016/07/06
23807	BNP Paribas Arbit Issu B.V. – GCL-Poly Euro Wts Jul 2016 A	2016/06/28	2016/07/06
19712	BNP Paribas Arbit Issu B.V. – Gome European Wts Jul 2016 A	2016/06/28	2016/07/06
21941	BNP Paribas Arbit Issu B.V. – HKEX Euro Put Wts Jul 2016 C	2016/06/28	2016/07/06
20214	BNP Paribas Arbit Issu B.V. – HKEX European Wts Jul 2016 A	2016/06/28	2016/07/06
20731	BNP Paribas Arbit Issu B.V. – HKEX European Wts Jul 2016 B	2016/06/28	2016/07/06
23355	BNP Paribas Arbit Issu B.V. – HKEX European Wts Jul 2016 D	2016/06/28	2016/07/06
24113	BNP Paribas Arbit Issu B.V. – HKEX European Wts Jul 2016 E	2016/06/28	2016/07/06
24461	BNP Paribas Arbit Issu B.V. – HS H-SHARE Euro Wts Jul 2016 A	2016/06/28	2016/07/06
23009	BNP Paribas Arbit Issu B.V. – HSBC European Wts Jul 2016 A	2016/06/28	2016/07/06
15498	BNP Paribas Arbit Issu B.V. – ICBC European Wts Jul 2016 A	2016/06/28	2016/07/06
23000	BNP Paribas Arbit Issu B.V. – KECL European Wts Jul 2016 A	2016/06/28	2016/07/06
23156	BNP Paribas Arbit Issu B.V. – Kingsoft Euro Wts Jul 2016 A	2016/06/28	2016/07/06
23774	BNP Paribas Arbit Issu B.V. – Lenovo European Wts Jul 2016 A	2016/06/28	2016/07/06
16270	BNP Paribas Arbit Issu B.V. – Li & Fung Euro Wts Jul 2016 A	2016/06/28	2016/07/06
23827	BNP Paribas Arbit Issu B.V. – Li & Fung Euro Wts Jul 2016 B	2016/06/28	2016/07/06
21752	BNP Paribas Arbit Issu B.V. – Ping An European Wt Jul 2016 A	2016/06/28	2016/07/06
22059	BNP Paribas Arbit Issu B.V. – Shenzhen Int'l Eu Wt Jul 2016A	2016/06/28	2016/07/06
12202	BNP Paribas Arbit Issu B.V. – Sinopec Corp Eu Wts Jul 2016 A	2016/06/28	2016/07/06
11526	BNP Paribas Arbit Issu B.V. – SMIC European Wts Jul 2016 A	2016/06/28	2016/07/06
11493	BNP Paribas Arbit Issu B.V. – Stanchart Euro Wts Jul 2016 A	2016/06/28	2016/07/06
13978	BNP Paribas Arbit Issu B.V. – Towngas China Euro Wts Jul16A	2016/06/28	2016/07/06
12144	BNP Paribas Arbit Issu B.V. – Wynn Macau Euro Wts Jul 2016 A	2016/06/28	2016/07/06
25225	BNP Paribas Arbit Issu B.V. – SHK Ppt Euro Wts Jul 2016 A	2016/06/28	2016/07/06
18422	BNP Paribas Arbit Issu B.V. – Tencent Hldgs Eu Wt Jul 2016 A	2016/06/28	2016/07/06
19268	BNP Paribas Arbit Issu B.V. – Tencent Hldgs Eu Wt Jul 2016 B	2016/06/28	2016/07/06
24499	BOCI Asia Ltd. – Galaxy Ent European Warrants Jul 2016 A	2016/06/28	2016/07/06
20525	BOCI Asia Ltd. –Tencent Holdings European Put Wts Jul 2016 A	2016/06/28	2016/07/06
25463	Credit Suisse AG – Agricultural Bank European Wts Jul 2016 A	2016/06/28	2016/07/06
24432	Credit Suisse AG – AIA European Warrants Jul 2016 A	2016/06/28	2016/07/06
25462	Credit Suisse AG – BOCL European Warrants Jul 2016 B	2016/06/28	2016/07/06
24133	Credit Suisse AG – Ch Overseas European Warrants Jul 2016 A	2016/06/28	2016/07/06
23935	Credit Suisse AG – China Mobile European Warrants Jul 2016 A	2016/06/28	2016/07/06
24032	Credit Suisse AG – China Vanke European Warrants Jul 2016 A	2016/06/28	2016/07/06
23937	Credit Suisse AG – CNOOC European Warrants Jul 2016 B	2016/06/28	2016/07/06
24493	Credit Suisse AG – CPIC European Warrants Jul 2016 A	2016/06/28	2016/07/06
24906	Credit Suisse AG – CRCC European Warrants Jul 2016 A	2016/06/28	2016/07/06
24027	Credit Suisse AG – Fosun Intl European Warrants Jul 2016 A	2016/06/28	2016/07/06
26700	Credit Suisse AG – Galaxy Ent European Put Wts Jul 2016 C	2016/06/28	2016/07/06
24774	Credit Suisse AG – HKEX European Warrants Jul 2016 B	2016/06/28	2016/07/06
24817	Credit Suisse AG – HSBC European Put Warrants Jul 2016 B	2016/06/28	2016/07/06

List of expired derivative warrants, 2016 (continued)

Code	Warrant	Last trading date	Delisted date
23931	Credit Suisse AG – HSBC European Wts Jul 2016 A	2016/06/28	2016/07/06
24945	Credit Suisse AG – HSBC European Wts Jul 2016 C	2016/06/28	2016/07/06
24136	Credit Suisse AG – Kingsoft European Warrants Jul 2016 A	2016/06/28	2016/07/06
24495	Credit Suisse AG – Link REIT European Warrants Jul 2016 A	2016/06/28	2016/07/06
24815	Credit Suisse AG – Ping An European Warrants Jul 2016 A	2016/06/28	2016/07/06
26339	Credit Suisse AG – Tencent Holdings European Wts Jul 2016 A	2016/06/28	2016/07/06
26227	Goldman Sachs SP (Asia) – Agri Bk European Wts Jul 2016 B	2016/06/28	2016/07/06
24877	Goldman Sachs SP (Asia) – China Mobile Euro Wts Jul 2016 A	2016/06/28	2016/07/06
24874	Goldman Sachs SP (Asia) – HKEX European Warrants Jul 2016 B	2016/06/28	2016/07/06
24872	Goldman Sachs SP (Asia) – HSBC European Warrants Jul 2016 A	2016/06/28	2016/07/06
23220	Goldman Sachs SP (Asia) – Link REIT European Wts Jul 2016 A	2016/06/28	2016/07/06
24880	Goldman Sachs SP (Asia) – Ping An European Wts Jul 2016 A	2016/06/28	2016/07/06
20486	Goldman Sachs SP (Asia) – Vtech European Warrants Jul 2016 A	2016/06/28	2016/07/06
23391	HK Bank – Sinopec Corp European Warrants Jul 2016 A	2016/06/28	2016/07/06
23403	HK Bank – Zijin Mining European Warrants Jul 2016 A	2016/06/28	2016/07/06
20232	J P Morgan SP BV – MGM China European Warrants Jul 2016 A	2016/06/28	2016/07/06
26810	J P Morgan SP BV – Anhui Conch European Warrants Jul 2016 A	2016/06/28	2016/07/06
12274	J P Morgan SP BV – Chi Res Land European Warrants Jul 2016 A	2016/06/28	2016/07/06
21601	J P Morgan SP BV – China Gas Hold European Wts Jul 2016 A	2016/06/28	2016/07/06
23480	J P Morgan SP BV – CKH European Put Warrants Jul 2016 A	2016/06/28	2016/07/06
23086	J P Morgan SP BV – Galaxy Ent European Warrants Jul 2016 B	2016/06/28	2016/07/06
24504	J P Morgan SP BV – Geely Auto European Warrants Jul 2016 A	2016/06/28	2016/07/06
25433	J P Morgan SP BV – HKEX European Warrants Jul 2016 B	2016/06/28	2016/07/06
22843	J P Morgan SP BV – HSBC European Warrants Jul 2016 A	2016/06/28	2016/07/06
25461	J P Morgan SP BV – Link REIT European Warrants Jul 2016 A	2016/06/28	2016/07/06
23263	Macquarie Bank Ltd. – CGS European Warrants Jul 2016 A	2016/06/28	2016/07/06
18983	Macquarie Bank Ltd. – A50 China European Warrants Jul 2016 A	2016/06/28	2016/07/06
24709	Macquarie Bank Ltd. – A50 China European Warrants Jul 2016 B	2016/06/28	2016/07/06
16298	Macquarie Bank Ltd. – AIA European Warrants Jul 2016 A	2016/06/28	2016/07/06
18498	Macquarie Bank Ltd. – Bank of EA European Wts Jul 2016 A	2016/06/28	2016/07/06
21540	Macquarie Bank Ltd. – Bank of EA European Wts Jul 2016 B	2016/06/28	2016/07/06
21542	Macquarie Bank Ltd. – BankComm European Warrants Jul 2016 A	2016/06/28	2016/07/06
24840	Macquarie Bank Ltd. – BOCL European Put Warrants Jul 2016 A	2016/06/28	2016/07/06
23673	Macquarie Bank Ltd. – CC Bank European Warrants Jul 2016 A	2016/06/28	2016/07/06
18985	Macquarie Bank Ltd. – Ch Comm Cons European Wts Jul 2016 A	2016/06/28	2016/07/06
19305	Macquarie Bank Ltd. – CHALCO European Warrants Jul 2016 A	2016/06/28	2016/07/06
21538	Macquarie Bank Ltd. – China Cinda European Wts Jul 2016 A	2016/06/28	2016/07/06
21552	Macquarie Bank Ltd. – China EB Ltd Euro Warrants Jul 2016 B	2016/06/28	2016/07/06
20877	Macquarie Bank Ltd. – China Life European Wts Jul 2016 A	2016/06/28	2016/07/06
23404	Macquarie Bank Ltd. – China Life European Wts Jul 2016 B	2016/06/28	2016/07/06
23493	Macquarie Bank Ltd. – China Life European Wts Jul 2016 C	2016/06/28	2016/07/06
24580	Macquarie Bank Ltd. – China Mobile European Put Wts Jul 16 B	2016/06/28	2016/07/06
18926	Macquarie Bank Ltd. – China Mobile European Wts Jul 2016 A	2016/06/28	2016/07/06
25502	Macquarie Bank Ltd. – China Mobile European Wts Jul 2016 C	2016/06/28	2016/07/06
26022	Macquarie Bank Ltd. – China Mobile European Wts Jul 2016 D	2016/06/28	2016/07/06
24017	Macquarie Bank Ltd. – CITIC Sec European Warrants Jul 2016 A	2016/06/28	2016/07/06
21881	Macquarie Bank Ltd. – CKP European Put Warrants Jul 2016 A	2016/06/28	2016/07/06
22069	Macquarie Bank Ltd. – CLP European Warrants Jul 2016 A	2016/06/28	2016/07/06
25393	Macquarie Bank Ltd. – CM Bank European Put Warrants Jul 16 B	2016/06/28	2016/07/06
24016	Macquarie Bank Ltd. – CM Bank European Warrants Jul 2016 A	2016/06/28	2016/07/06
22682	Macquarie Bank Ltd. – CNOOC European Warrants Jul 2016 A	2016/06/28	2016/07/06
23752	Macquarie Bank Ltd. – CNOOC European Warrants Jul 2016 B	2016/06/28	2016/07/06
18984	Macquarie Bank Ltd. – CSOP A50 ETF European Wts Jul 2016 A	2016/06/28	2016/07/06
24446	Macquarie Bank Ltd. – CSOP A50 ETF European Wts Jul 2016 B	2016/06/28	2016/07/06
24707	Macquarie Bank Ltd. – CSOP A50 ETF European Wts Jul 2016 C	2016/06/28	2016/07/06
11938	Macquarie Bank Ltd. – Fosun Intl European Warrants Jul 2016A	2016/06/28	2016/07/06
24230	Macquarie Bank Ltd. – Galaxy Ent European Wts Jul 2016 A	2016/06/28	2016/07/06
26531	Macquarie Bank Ltd. – Galaxy Ent European Wts Jul 2016 B	2016/06/28	2016/07/06
26246	Macquarie Bank Ltd. – Geely Auto European Wts Jul 2016 A	2016/06/28	2016/07/06
21104	Macquarie Bank Ltd. – Gome European Warrants Jul 2016 A	2016/06/28	2016/07/06
22076	Macquarie Bank Ltd. – Guotai Junani European Warrants Jul16A	2016/06/28	2016/07/06
18876	Macquarie Bank Ltd. – Hang Seng Bank European Wts Jul 2016 A	2016/06/28	2016/07/06
28652	Macquarie Bank Ltd. – HK Gas European Warrants Jul 2016 A	2016/06/28	2016/07/06
24384	Macquarie Bank Ltd. – HKEX European Put Warrants Jul 2016 D	2016/06/28	2016/07/06
11613	Macquarie Bank Ltd. – HKEX European Warrants Jul 2016 A	2016/06/28	2016/07/06
19226	Macquarie Bank Ltd. – HKEX European Warrants Jul 2016 B	2016/06/28	2016/07/06
21639	Macquarie Bank Ltd. – HKEX European Warrants Jul 2016 C	2016/06/28	2016/07/06
24447	Macquarie Bank Ltd. – HKEX European Warrants Jul 2016 E	2016/06/28	2016/07/06
24591	Macquarie Bank Ltd. – HSBC European Put Warrants Jul 2016 C	2016/06/28	2016/07/06
21807	Macquarie Bank Ltd. – HSBC European Warrants Jul 2016 A	2016/06/28	2016/07/06
18920	Macquarie Bank Ltd. – HSBC European Warrants Jul 2016 B	2016/06/28	2016/07/06
25498	Macquarie Bank Ltd. – HSBC European Warrants Jul 2016 D	2016/06/28	2016/07/06
24105	Macquarie Bank Ltd. – KECL European Warrants Jul 2016 A	2016/06/28	2016/07/06
17822	Macquarie Bank Ltd. – Kingsoft European Warrants Jul 2016 A	2016/06/28	2016/07/06
24533	Macquarie Bank Ltd. – Lenovo European Warrants Jul 2016 A	2016/06/28	2016/07/06
26934	Macquarie Bank Ltd. – Li & Fung European Warrants Jul 2016 A	2016/06/28	2016/07/06
23814	Macquarie Bank Ltd. – PetroChina European Wts Jul 2016 A	2016/06/28	2016/07/06
24206	Macquarie Bank Ltd. – PICC Group European Wts Jul 2016 A	2016/06/28	2016/07/06
26072	Macquarie Bank Ltd. – Ping An European Warrants Jul 2016 A	2016/06/28	2016/07/06
22070	Macquarie Bank Ltd. – PWR Assets European Wts Jul 2016 A	2016/06/28	2016/07/06
26530	Macquarie Bank Ltd. – Sands China European Wts Jul 2016 A	2016/06/28	2016/07/06
18617	Macquarie Bank Ltd. – Sinopec Corp European Wts Jul 2016 A	2016/06/28	2016/07/06
24103	Macquarie Bank Ltd. – Sinopec Corp European Wts Jul 2016 B	2016/06/28	2016/07/06
22006	Macquarie Bank Ltd. – Tencent European Put Wts Jul 2016 A	2016/06/28	2016/07/06
24694	Macquarie Bank Ltd. – Tencent European Put Wts Jul 2016 G	2016/06/28	2016/07/06
23348	Macquarie Bank Ltd. – Tencent European Warrants Jul 2016 B	2016/06/28	2016/07/06
23740	Macquarie Bank Ltd. – Tencent European Warrants Jul 2016 C	2016/06/28	2016/07/06

List of expired derivative warrants, 2016 (continued)

Code	Warrant	Last trading date	Delisted date
12222	Macquarie Bank Ltd. – Tencent European Warrants Jul 2016 D	2016/06/28	2016/07/06
24111	Macquarie Bank Ltd. – Tencent European Warrants Jul 2016 E	2016/06/28	2016/07/06
22015	Macquarie Bank Ltd. – Yuexiu Property Euro Wts Jul 2016 A	2016/06/28	2016/07/06
23350	Macquarie Bank Ltd.-Agricultural Bk Euro Warrants Jul 2016 A	2016/06/28	2016/07/06
23946	UBS AG – Anhui Conch European Warrants Jul 2016 A	2016/06/28	2016/07/06
25145	UBS AG – Ping An European Warrants Jul 2016 A	2016/06/28	2016/07/06
12175	UBS AG – Tencent Holdings European Warrants Jul 2016 A	2016/06/28	2016/07/06
12295	Bank of East Asia – CRRG European Warrants Jul 2016 A	2016/06/29	2016/07/07
24933	Bank of East Asia – Sinopec Corp European Warrants Jul 2016A	2016/06/29	2016/07/07
26238	BOCI Asia Ltd. – Sands China European Put Wts Jul 2016 A	2016/06/29	2016/07/07
24944	Credit Suisse AG – AIA European Warrants Jul 2016 B	2016/06/29	2016/07/07
24958	Credit Suisse AG – CKP European Warrants Jul 2016 A	2016/06/29	2016/07/07
24861	Credit Suisse AG – Geely Auto European Warrants Jul 2016 A	2016/06/29	2016/07/07
24855	Credit Suisse AG – SHK Ppt European Warrants Jul 2016 A	2016/06/29	2016/07/07
19703	HK Bank – Minsheng Bank European Warrants Jul 2016 A	2016/06/29	2016/07/07
26196	J P Morgan SP BV – HKEX European Put Wts Jul 2016 C	2016/06/29	2016/07/07
20218	SGA Societe Generale Acceptance N.V. – AIA Eur Wt Jul 2016 A	2016/06/29	2016/07/07
24342	SGA Societe Generale Acceptance N.V. – AIA Eur Wt Jul 2016 B	2016/06/29	2016/07/07
22331	SGA Societe Generale Acceptance N.V. – Ch Mob Eu Wt Jul 16 A	2016/06/29	2016/07/07
24570	SGA Societe Generale Acceptance N.V. – Ch Mob Eu Wt Jul 16 B	2016/06/29	2016/07/07
22615	SGA Societe Generale Acceptance N.V. – CITBK Eu Wt Jul 16 A	2016/06/29	2016/07/07
22814	SGA Societe Generale Acceptance N.V. – CKH Euro Wt Jul 2016A	2016/06/29	2016/07/07
20980	SGA Societe Generale Acceptance N.V. – CKP Euro Wts Jul 16 A	2016/06/29	2016/07/07
15275	SGA Societe Generale Acceptance N.V. – CNBM Eu Wt Jul 2016 A	2016/06/29	2016/07/07
22272	SGA Societe Generale Acceptance N.V. – CNOOC Eu Wt Jul 2016A	2016/06/29	2016/07/07
24573	SGA Societe Generale Acceptance N.V. – CNOOC Eu Wt Jul 2016B	2016/06/29	2016/07/07
17837	SGA Societe Generale Acceptance N.V. – HKEX Eu Put Wt Jul16A	2016/06/29	2016/07/07
19864	SGA Societe Generale Acceptance N.V. – HKEX Eu Wt Jul 2016 B	2016/06/29	2016/07/07
21586	SGA Societe Generale Acceptance N.V. – HKEX Eu Wt Jul 2016 D	2016/06/29	2016/07/07
20310	SGA Societe Generale Acceptance N.V. – HSBC Eu Wt Jul 2016 A	2016/06/29	2016/07/07
24433	SGA Societe Generale Acceptance N.V. – HSBC Eu Wt Jul 2016 B	2016/06/29	2016/07/07
19618	SGA Societe Generale Acceptance N.V. – Kingsoft Eu Wt Jul16A	2016/06/29	2016/07/07
21387	SGA Societe Generale Acceptance N.V. – Petch Eu Wt Jul 2016A	2016/06/29	2016/07/07
22735	SGA Societe Generale Acceptance N.V. – Petch Eu Wt Jul 2016B	2016/06/29	2016/07/07
15979	SGA Societe Generale Acceptance N.V. – Wynn Eu Wt Jul 2016 A	2016/06/29	2016/07/07
24087	SGA Societe Generale Acceptance N.V.- A50 Ch Eu Wt Jul 2016A	2016/06/29	2016/07/07
11133	SGA Societe Generale Acceptance N.V. -CLife Eu Put Wt Jul16A	2016/06/29	2016/07/07
23550	SGA Societe Generale Acceptance N.V. -CPIC Eur Wt Jul 2016 A	2016/06/29	2016/07/07
22745	SGA Societe Generale Acceptance N.V. -Ping An Eu Wt Jul 16 A	2016/06/29	2016/07/07
27522	SGA Societe Generale Acceptance N.V. -Tencent Eu Wt Jul 16 A	2016/06/29	2016/07/07
22095	SGA Societe Generale Acceptance N.V. -Tencent Eu Wt Jul 16 B	2016/06/29	2016/07/07
24244	SGA Societe Generale Acceptance N.V. -Tencent Eu Wt Jul 16 C	2016/06/29	2016/07/07
17321	SGA Societe Generale Acceptance N.V. -Tencent Eu Wt Jul 16 E	2016/06/29	2016/07/07
20983	SGA Societe Generale Acceptance N.V.-CAM CSI300 Eu Wt Jul16A	2016/06/29	2016/07/07
24523	SGA Societe Generale Acceptance N.V.-CAM CSI300 Eu Wt Jul16B	2016/06/29	2016/07/07
12116	SGA Societe Generale Acceptance N.V.-Fosun Intl Eu Wt Jul16A	2016/06/29	2016/07/07
22510	SGA Societe Generale Acceptance N.V.-Galaxy Ent Eu Wt Jul16A	2016/06/29	2016/07/07
22342	SGA Societe Generale Acceptance N.V.-Galaxy Ent Eu Wt Jul16B	2016/06/29	2016/07/07
22343	SGA Societe Generale Acceptance N.V.-Galaxy Eu Put Wt Jul16C	2016/06/29	2016/07/07
12267	SGA Societe Generale Acceptance N.V.-Stanchart Eu Wt Jul16 A	2016/06/29	2016/07/07
16164	SGA Societe Generale Acceptance N.V.-ZTE Eu Wt Jul 2016 A	2016/06/29	2016/07/07
21962	SGA Societe Generale Acceptance N.V.-Haitong Sec Eu Wt Jul16A	2016/06/29	2016/07/07
24541	SGA Societe Generale Acceptance N.V.-Tencent Eu Put Wt Jul16D	2016/06/29	2016/07/07
22408	SGA Societe Generale Acceptance NV-CSOP A50 ETF Eu Wt Jul16A	2016/06/29	2016/07/07
24977	SGA Societe Generale Acceptance NV-CSOP A50 ETF Eu Wt Jul16B	2016/06/29	2016/07/07
24354	SGA Societe Generale Acceptance NV-Sands Ch Eu Put Wt Jul16A	2016/06/29	2016/07/07
27454	Bank of East Asia – HKEX European Put Warrants Jul 2016 A	2016/06/30	2016/07/08
24515	BOCI Asia Ltd. – China Life European Warrants Jul 2016 A	2016/06/30	2016/07/08
24786	Credit Suisse AG – Fosun Intl European Warrants Jul 2016 B	2016/07/04	2016/07/11
22400	Goldman Sachs SP (Asia) – Fosun Intl European Wts Jul 2016 B	2016/07/04	2016/07/11
25241	UBS AG – China Life European Warrants Jul 2016 A	2016/07/04	2016/07/11
24389	BOCI Asia Ltd. – Agricultural Bk European Wts Jul 2016 A	2016/07/05	2016/07/12
24930	BOCI Asia Ltd. – AIA European Warrants Jul 2016 A	2016/07/05	2016/07/12
24498	BOCI Asia Ltd. – HSBC European Warrants Jul 2016 A	2016/07/05	2016/07/12
24797	BOCI Asia Ltd. – Tencent Holdings European Wts Jul 2016 C	2016/07/05	2016/07/12
26313	Credit Suisse AG – Ping An European Warrants Jul 2016 B	2016/07/05	2016/07/12
27133	Goldman Sachs SP (Asia) – China Mobile Eu Put Wts Jul 2016 C	2016/07/05	2016/07/12
22518	Standard Chartered Bank – Belle Int'l European Wts Jul 2016A	2016/07/05	2016/07/12
22562	Standard Chartered Bank – Brilliance Chi Euro Wts Jul 2016 A	2016/07/05	2016/07/12
25003	UBS AG – BOCL European Warrants Jul 2016 B	2016/07/05	2016/07/12
21795	UBS AG – China EB Int'l European Warrants Jul 2016 A	2016/07/05	2016/07/12
11057	UBS AG – China Mengniu European Warrants Jul 2016 A	2016/07/05	2016/07/12
23749	UBS AG – China Overseas European Warrants Jul 2016 A	2016/07/05	2016/07/12
23950	UBS AG – China Vanke European Warrants Jul 2016 A	2016/07/05	2016/07/12
17370	UBS AG – Link REIT European Warrants Jul 2016 A	2016/07/05	2016/07/12
24636	UBS AG – Sands China European Put Warrants Jul 2016 C	2016/07/05	2016/07/12
25709	BOCI Asia Ltd. – HSBC European Put Warrants Jul 2016 B	2016/07/06	2016/07/13
25125	UBS AG – Minsheng Bank European Warrants Jul 2016 B	2016/07/06	2016/07/13
25140	UBS AG – PetroChina European Warrants Jul 2016 B	2016/07/06	2016/07/13
25041	J P Morgan SP BV – BOC HK European Warrants Aug 2016 A	2016/07/13	2016/07/14
22304	J P Morgan SP BV – Ping An European Put Warrants Aug 2016 A	2016/07/13	2016/07/14
25113	Macquarie Bank Ltd. – Ch Molybdenum European Wts Jul 2016 A	2016/07/07	2016/07/14
25251	UBS AG – BYD European Warrants Jul 2016 A	2016/07/07	2016/07/14
25249	UBS AG – Sinopec Corp European Warrants Jul 2016 A	2016/07/07	2016/07/14
25242	UBS AG – Stanchart European Warrants Jul 2016 A	2016/07/07	2016/07/14
25425	UBS AG – China Mobile European Put Warrants Jul 2016 A	2016/07/08	2016/07/15
25423	UBS AG – Ping An European Put Warrants Jul 2016 B	2016/07/08	2016/07/15

List of expired derivative warrants, 2016 (continued)

Code	Warrant	Last trading date	Delisted date
20398	J P Morgan SP BV – Beijing Ent European Warrants Jul 2016 A	2016/07/11	2016/07/18
19808	J P Morgan SP BV – Fosun Intl European Warrants Jul 2016 A	2016/07/11	2016/07/18
20312	UBS AG – Fosun Intl European Warrants Jul 2016 A	2016/07/11	2016/07/18
25017	BOCI Asia Ltd. – China Mobile European Warrants Jul 2016 B	2016/07/12	2016/07/19
25438	Goldman Sachs SP (Asia) – China Mobile Euro Wts Jul 2016 B	2016/07/12	2016/07/19
25893	HK Bank – China Life European Warrants Jul 2016 B	2016/07/12	2016/07/19
21551	Macquarie Bank Ltd. – China EB Int'l European Wts Jul 2016 A	2016/07/12	2016/07/19
24294	Standard Chartered Bank – Evergrande European Wts Jul 2016 A	2016/07/12	2016/07/19
23207	UBS AG – CC Bank European Warrants Jul 2016 A	2016/07/12	2016/07/19
25580	UBS AG – China Mobile European Warrants Jul 2016 B	2016/07/12	2016/07/19
23745	UBS AG – CKP European Warrants Jul 2016 A	2016/07/12	2016/07/19
25487	UBS AG – CKP European Warrants Jul 2016 B	2016/07/12	2016/07/19
13342	UBS AG – Galaxy Ent European Warrants Jul 2016 A	2016/07/12	2016/07/19
25494	UBS AG – Galaxy Ent European Warrants Jul 2016 B	2016/07/12	2016/07/19
25584	UBS AG – HSBC European Warrants Jul 2016 A	2016/07/12	2016/07/19
25488	UBS AG – KECL European Warrants Jul 2016 A	2016/07/12	2016/07/19
19522	UBS AG – Minsheng Bank European Warrants Jul 2016 A	2016/07/12	2016/07/19
24632	UBS AG – PetroChina European Warrants Jul 2016 A	2016/07/12	2016/07/19
25583	UBS AG – Ping An European Warrants Jul 2016 C	2016/07/12	2016/07/19
21132	Macquarie Bank Ltd. – Anta Sports European Wts Jul 2016 A	2016/07/13	2016/07/20
25341	BOCI Asia Ltd. – PetroChina European Warrants Jul 2016 B	2016/07/14	2016/07/21
23053	HK Bank – CSOP A50 ETF European Warrants Jul 2016 A	2016/07/14	2016/07/21
26169	UBS AG – HS H-SHARE European Warrants Jul 2016 A	2016/07/15	2016/07/22
25754	UBS AG – SHK Ppt European Warrants Jul 2016 A	2016/07/15	2016/07/22
24908	Credit Suisse AG – Sands China European Warrants Jul 2016 A	2016/07/18	2016/07/25
11735	Goldman Sachs SP (Asia) – BOCL European Warrants Jul 2016 A	2016/07/18	2016/07/25
12191	UBS AG – BOCL European Warrants Jul 2016 A	2016/07/18	2016/07/25
25491	UBS AG – China Life European Warrants Jul 2016 B	2016/07/18	2016/07/25
25421	UBS AG – ICBC European Warrants Jul 2016 A	2016/07/18	2016/07/25
24634	UBS AG – Sands China European Warrants Jul 2016 B	2016/07/18	2016/07/25
24385	BOCI Asia Ltd. – CC Bank European Warrants Jul 2016 A	2016/07/19	2016/07/26
18572	BOCI Asia Ltd. – CGS European Warrants Jul 2016 A	2016/07/19	2016/07/26
17672	BOCI Asia Ltd. – China Mobile European Warrants Jul 2016 A	2016/07/19	2016/07/26
21448	BOCI Asia Ltd. – CSOP A50 ETF European Put Warrants Jul 16 A	2016/07/19	2016/07/26
14444	BOCI Asia Ltd. – Lenovo European Warrants Jul 2016 A	2016/07/19	2016/07/26
18979	BOCI Asia Ltd. – Minsheng Bank European Warrants Jul 2016 A	2016/07/19	2016/07/26
25021	BOCI Asia Ltd. – Ping An European Warrants Jul 2016 A	2016/07/19	2016/07/26
18650	Credit Suisse AG – Lenovo European Warrants Jul 2016 A	2016/07/19	2016/07/26
26331	Goldman Sachs SP (Asia) – AIA European Warrants Jul 2016 B	2016/07/19	2016/07/26
26377	Goldman Sachs SP (Asia) – AIA European Warrants Jul 2016 C	2016/07/19	2016/07/26
17456	HK Bank – China Mobile European Warrants Jul 2016 A	2016/07/19	2016/07/26
25821	J P Morgan SP BV – SHK Ppt European Warrants Jul 2016 A	2016/07/19	2016/07/26
23623	Standard Chartered Bank –PetroChina European Wts Jul 2016 A	2016/07/19	2016/07/26
25420	UBS AG – AIA European Warrants Jul 2016 A	2016/07/19	2016/07/26
25138	UBS AG – CC Bank European Warrants Jul 2016 B	2016/07/19	2016/07/26
25496	UBS AG – China Life European Warrants Jul 2016 C	2016/07/19	2016/07/26
20549	UBS AG – CM Bank European Warrants Jul 2016 A	2016/07/19	2016/07/26
24039	UBS AG – Link REIT European Warrants Jul 2016 B	2016/07/19	2016/07/26
21965	UBS AG – ZTE European Warrants Jul 2016 A	2016/07/19	2016/07/26
27019	HK Bank – CNOOC European Warrants Jul 2016 A	2016/07/20	2016/07/27
28075	UBS AG – CNOOC European Warrants Jul 2016 A	2016/07/20	2016/07/27
21997	BOCI Asia Ltd. – HKEX European Put Warrants Jul 2016 A	2016/07/21	2016/07/28
24511	BOCI Asia Ltd. – PetroChina European Warrants Jul 2016 A	2016/07/21	2016/07/28
23057	Goldman Sachs SP (Asia) – HKEX European Warrants Jul 2016 A	2016/07/21	2016/07/28
18680	Standard Chartered Bank – CSOP A50 ETF Euro Wts Jul 2016 A	2016/07/21	2016/07/28
23167	UBS AG – HKEX European Warrants Jul 2016 A	2016/07/21	2016/07/28
25272	BNP Paribas Arbit Issu B.V. – HSI Euro Put Wts Jul 2016 B	2016/07/22	2016/07/29
25270	BNP Paribas Arbit Issu B.V. – HSI European Wts Jul 2016 A	2016/07/22	2016/07/29
25910	BNP Paribas Arbit Issu B.V. – HSI European Wts Jul 2016 C	2016/07/22	2016/07/29
25638	BOCI Asia Ltd. – China Life European Warrants Jul 2016 B	2016/07/22	2016/07/29
22158	BOCI Asia Ltd. – HSCEI European Warrants Jul 2016 A	2016/07/22	2016/07/29
25189	BOCI Asia Ltd. – HSCEI European Warrants Jul 2016 B	2016/07/22	2016/07/29
25712	BOCI Asia Ltd. – HSI European Warrants Jul 2016 A	2016/07/22	2016/07/29
26939	Credit Suisse AG – HSI European Put Warrants Jul 2016 D	2016/07/22	2016/07/29
24825	Credit Suisse AG – HSI European Warrants Jul 2016 A	2016/07/22	2016/07/29
25447	Credit Suisse AG – HSI European Warrants Jul 2016 B	2016/07/22	2016/07/29
25919	Credit Suisse AG – HSI European Warrants Jul 2016 C	2016/07/22	2016/07/29
15295	Goldman Sachs SP (Asia) – Chi Res Land Euro Wts Jul 2016 A	2016/07/22	2016/07/29
25871	Goldman Sachs SP (Asia) – China Life Euro Wts Jul 2016 C	2016/07/22	2016/07/29
15303	Goldman Sachs SP (Asia) – China Tel European Wts Jul 2016 A	2016/07/22	2016/07/29
24057	Goldman Sachs SP (Asia) – China Vanke European Wts Jul 2016 A	2016/07/22	2016/07/29
21415	Goldman Sachs SP (Asia) – CSOP A50 ETF Euro Wts Jul 2016 B	2016/07/22	2016/07/29
25323	Goldman Sachs SP (Asia) – HS H-SHARE European Wts Jul 2016 B	2016/07/22	2016/07/29
26256	Goldman Sachs SP (Asia) – HSBC European Put Wts Jul 2016 D	2016/07/22	2016/07/29
25818	Goldman Sachs SP (Asia) – HSBC European Warrants Jul 2016 C	2016/07/22	2016/07/29
14760	Goldman Sachs SP (Asia) – HSCEI European Warrants Jul 2016 A	2016/07/22	2016/07/29
25664	Goldman Sachs SP (Asia) – HSCEI European Warrants Jul 2016 B	2016/07/22	2016/07/29
26712	Goldman Sachs SP (Asia) – HSI European Put Wts Jul 2016 F	2016/07/22	2016/07/29
27129	Goldman Sachs SP (Asia) – HSI European Put Wts Jul 2016 G	2016/07/22	2016/07/29
27153	Goldman Sachs SP (Asia) – HSI European Put Wts Jul 2016 H	2016/07/22	2016/07/29
27594	Goldman Sachs SP (Asia) – HSI European Put Wts Jul 2016 I	2016/07/22	2016/07/29
24712	Goldman Sachs SP (Asia) – HSI European Warrants Jul 2016 A	2016/07/22	2016/07/29
25326	Goldman Sachs SP (Asia) – HSI European Warrants Jul 2016 B	2016/07/22	2016/07/29
25660	Goldman Sachs SP (Asia) – HSI European Warrants Jul 2016 C	2016/07/22	2016/07/29
25662	Goldman Sachs SP (Asia) – HSI European Warrants Jul 2016 D	2016/07/22	2016/07/29
26225	Goldman Sachs SP (Asia) – HSI European Warrants Jul 2016 E	2016/07/22	2016/07/29
25870	Goldman Sachs SP (Asia) – Ping An European Wts Jul 2016 C	2016/07/22	2016/07/29

List of expired derivative warrants, 2016 (continued)

Code	Warrant	Last trading date	Delisted date
26226	Goldman Sachs SP (Asia) – Ping An European Wts Jul 2016 D	2016/07/22	2016/07/29
23426	Goldman Sachs SP (Asia) – Stanchart European Wts Jul 2016 A	2016/07/22	2016/07/29
25866	Goldman Sachs SP (Asia) –Tencent European Wt Jul 2016 A	2016/07/22	2016/07/29
17264	HK Bank – HSCEI European Warrants Jul 2016 A	2016/07/22	2016/07/29
25203	HK Bank – HSCEI European Warrants Jul 2016 B	2016/07/22	2016/07/29
25908	HK Bank – HSCEI European Warrants Jul 2016 C	2016/07/22	2016/07/29
25357	HK Bank – HSI European Put Warrants Jul 2016 A	2016/07/22	2016/07/29
26147	HK Bank – HSI European Put Warrants Jul 2016 D	2016/07/22	2016/07/29
26921	HK Bank – HSI European Put Warrants Jul 2016 F	2016/07/22	2016/07/29
27564	HK Bank – HSI European Put Warrants Jul 2016 G	2016/07/22	2016/07/29
25898	HK Bank – HSI European Warrants Jul 2016 B	2016/07/22	2016/07/29
25909	HK Bank – HSI European Warrants Jul 2016 C	2016/07/22	2016/07/29
26487	HK Bank – HSI European Warrants Jul 2016 E	2016/07/22	2016/07/29
19706	HK Bank – Minsheng Bank European Warrants Jul 2016 B	2016/07/22	2016/07/29
25411	J P Morgan SP BV – HSCEI European Put Warrants Jul 2016 A	2016/07/22	2016/07/29
23718	J P Morgan SP BV – HSCEI European Wts Jul 2016 B	2016/07/22	2016/07/29
25116	J P Morgan SP BV – HSCEI European Wts Jul 2016 C	2016/07/22	2016/07/29
25562	J P Morgan SP BV – HSCEI European Wts Jul 2016 D	2016/07/22	2016/07/29
25306	J P Morgan SP BV – HSI European Put Warrants Jul 2016 D	2016/07/22	2016/07/29
27608	J P Morgan SP BV – HSI European Put Warrants Jul 2016 G	2016/07/22	2016/07/29
23383	J P Morgan SP BV – HSI European Warrants Jul 2016 B	2016/07/22	2016/07/29
24984	J P Morgan SP BV – HSI European Warrants Jul 2016 C	2016/07/22	2016/07/29
25457	J P Morgan SP BV – HSI European Warrants Jul 2016 E	2016/07/22	2016/07/29
25561	J P Morgan SP BV – HSI European Warrants Jul 2016 F	2016/07/22	2016/07/29
15833	J P Morgan SP BV – Sa Sa Int'l European Warrants Jul 2016 A	2016/07/22	2016/07/29
17888	SGA Societe Generale Acceptance N.V. – HSCEI Eu Wt Jul 2016A	2016/07/22	2016/07/29
24312	SGA Societe Generale Acceptance N.V. – HSCEI Eu Wt Jul 2016B	2016/07/22	2016/07/29
25057	SGA Societe Generale Acceptance N.V. – HSCEI Eu Wt Jul 2016D	2016/07/22	2016/07/29
25915	SGA Societe Generale Acceptance N.V. – HSI Eur Wt Jul 2016 C	2016/07/22	2016/07/29
26583	SGA Societe Generale Acceptance N.V. – HSI Eur Wt Jul 2016 D	2016/07/22	2016/07/29
24422	SGA Societe Generale Acceptance N.V. -HSCEI Eu Put Wt Jul16C	2016/07/22	2016/07/29
24427	SGA Societe Generale Acceptance N.V. -HSI Eu Put Wt Jul 16 A	2016/07/22	2016/07/29
25377	SGA Societe Generale Acceptance N.V. -HSI Eu Put Wt Jul 16 B	2016/07/22	2016/07/29
18727	Standard Chartered Bank – CKH European Warrants Jul 2016A	2016/07/22	2016/07/29
22799	Standard Chartered Bank – HSI European Put Wts Jul 2016 A	2016/07/22	2016/07/29
26171	UBS AG – HS H-SHARE European Warrants Jul 2016 B	2016/07/22	2016/07/29
24173	UBS AG – HSCEI European Warrants Jul 2016 A	2016/07/22	2016/07/29
25246	UBS AG – HSCEI European Warrants Jul 2016 B	2016/07/22	2016/07/29
26704	UBS AG – HSI European Put Warrants Jul 2016 B	2016/07/22	2016/07/29
27188	UBS AG – HSI European Put Warrants Jul 2016 C	2016/07/22	2016/07/29
27284	UBS AG – HSI European Put Warrants Jul 2016 D	2016/07/22	2016/07/29
25479	UBS AG – HSI European Warrants Jul 2016 A	2016/07/22	2016/07/29
25345	BOCI Asia Ltd. – ICBC European Warrants Jul 2016 A	2016/07/25	2016/08/01
18682	Credit Suisse AG – A50 China European Warrants Jul 2016 A	2016/07/25	2016/08/01
26304	Credit Suisse AG – AIA European Warrants Jul 2016 C	2016/07/25	2016/08/01
12255	Credit Suisse AG – BOCL European Warrants Jul 2016 A	2016/07/25	2016/08/01
24026	Credit Suisse AG – CITIC European Warrants Jul 2016 A	2016/07/25	2016/08/01
24029	Credit Suisse AG – CITIC Sec European Warrants Jul 2016 A	2016/07/25	2016/08/01
18540	Credit Suisse AG – CM Bank European Warrants Jul 2016 A	2016/07/25	2016/08/01
29897	Credit Suisse AG – CNOOC European Warrants Jul 2016 A	2016/07/25	2016/08/01
18687	Credit Suisse AG – CSOP A50 ETF European Warrants Jul 2016 A	2016/07/25	2016/08/01
21323	Credit Suisse AG – CSOP A50 ETF European Warrants Jul 2016 B	2016/07/25	2016/08/01
24819	Credit Suisse AG – HKEX European Put Warrants Jul 2016 C	2016/07/25	2016/08/01
22492	Credit Suisse AG – HKEX European Warrants Jul 2016 A	2016/07/25	2016/08/01
12196	Credit Suisse AG – ICBC European Warrants Jul 2016 A	2016/07/25	2016/08/01
25469	Credit Suisse AG – ICBC European Warrants Jul 2016 B	2016/07/25	2016/08/01
19405	Credit Suisse AG – Minsheng Bank European Wts Jul 2016 B	2016/07/25	2016/08/01
22724	Credit Suisse AG – PICC European Warrants Jul 2016 A	2016/07/25	2016/08/01
25848	Credit Suisse AG – Stanchart European Warrants Jul 2016 A	2016/07/25	2016/08/01
24976	Goldman Sachs SP (Asia) – A50 China European Wts Jul 2016 A	2016/07/25	2016/08/01
23178	Goldman Sachs SP (Asia) – Agri Bk European Wts Jul 2016 A	2016/07/25	2016/08/01
25524	Goldman Sachs SP (Asia) – AIA European Warrants Jul 2016 A	2016/07/25	2016/08/01
25078	Goldman Sachs SP (Asia) – CAM CSI300 European Wts Jul 2016 A	2016/07/25	2016/08/01
23187	Goldman Sachs SP (Asia) – CC Bank European Wts Jul 2016 A	2016/07/25	2016/08/01
25334	Goldman Sachs SP (Asia) – CC Bank European Wts Jul 2016 B	2016/07/25	2016/08/01
25005	Goldman Sachs SP (Asia) – China Life Euro Wts Jul 2016 A	2016/07/25	2016/08/01
25328	Goldman Sachs SP (Asia) – China Life Euro Wts Jul 2016 B	2016/07/25	2016/08/01
26104	Goldman Sachs SP (Asia) – CITIC Bank European Wts Jul 2016 A	2016/07/25	2016/08/01
22282	Goldman Sachs SP (Asia) – CITIC European Warrants Jul 2016 A	2016/07/25	2016/08/01
25544	Goldman Sachs SP (Asia) – CITIC Sec European Wts Jul 2016 A	2016/07/25	2016/08/01
27012	Goldman Sachs SP (Asia) – CITIC Sec European Wts Jul 2016 B	2016/07/25	2016/08/01
26105	Goldman Sachs SP (Asia) – CKP European Warrants Jul 2016 A	2016/07/25	2016/08/01
24889	Goldman Sachs SP (Asia) – CM Bank European Wts Jul 2016 A	2016/07/25	2016/08/01
18893	Goldman Sachs SP (Asia) – CSOP A50 ETF Euro Wts Jul 2016 A	2016/07/25	2016/08/01
24758	Goldman Sachs SP (Asia) – CSOP A50 ETF Euro Wts Jul 2016 C	2016/07/25	2016/08/01
25077	Goldman Sachs SP (Asia) – CSOP A50 ETF Euro Wts Jul 2016 D	2016/07/25	2016/08/01
19844	Goldman Sachs SP (Asia) – Fosun Intl European Wts Jul 2016 A	2016/07/25	2016/08/01
23106	Goldman Sachs SP (Asia) – Haitong Sec Euro Wts Jul 2016 A	2016/07/25	2016/08/01
24978	Goldman Sachs SP (Asia) – HS H-SHARE European Wts Jul 2016 A	2016/07/25	2016/08/01
25337	Goldman Sachs SP (Asia) – HSBC European Warrants Jul 2016 B	2016/07/25	2016/08/01
23176	Goldman Sachs Sp (Asia) – ICBC European Warrants Jul 2016 A	2016/07/25	2016/08/01
24887	Goldman Sachs Sp (Asia) – ICBC European Warrants Jul 2016 B	2016/07/25	2016/08/01
23793	Goldman Sachs SP (Asia) – Minsheng Bank Euro Wts Jul 2016 A	2016/07/25	2016/08/01
25008	Goldman Sachs SP (Asia) – PetroChina European Wts Jul 2016 A	2016/07/25	2016/08/01
25330	Goldman Sachs SP (Asia) – Ping An European Wts Jul 2016 B	2016/07/25	2016/08/01
27264	Goldman Sachs SP (Asia) – Ping An European Wts Jul 2016 E	2016/07/25	2016/08/01
27709	Goldman Sachs SP (Asia) – Ping An European Wts Jul 2016 F	2016/07/25	2016/08/01

List of expired derivative warrants, 2016 (continued)

Code	Warrant	Last trading date	Delisted date
23820	Goldman Sachs SP (Asia) – Sands China Euro Wts Jul 2016 A	2016/07/25	2016/08/01
24888	Goldman Sachs SP (Asia) – SHK Ppt European Wts Jul 2016 A	2016/07/25	2016/08/01
25327	Goldman Sachs SP (Asia) – Stanchart European Wts Jul 2016 B	2016/07/25	2016/08/01
23808	HK Bank – Agricultural Bank European Warrants Jul 2016 A	2016/07/25	2016/08/01
18775	HK Bank – Agricultural Bank European Warrants Jul 2016 B	2016/07/25	2016/08/01
25027	HK Bank – BOCL European Warrants Jul 2016 A	2016/07/25	2016/08/01
28664	HK Bank – BOCL European Warrants Jul 2016 B	2016/07/25	2016/08/01
11203	HK Bank – CC Bank European Warrants Jul 2016 A	2016/07/25	2016/08/01
18832	HK Bank – CC Bank European Warrants Jul 2016 B	2016/07/25	2016/08/01
18057	HK Bank – CGS European Warrants Jul 2016 A	2016/07/25	2016/08/01
23204	HK Bank – CGS European Warrants Jul 2016 B	2016/07/25	2016/08/01
25079	HK Bank – China Life European Warrants Jul 2016 A	2016/07/25	2016/08/01
26203	HK Bank – China Life European Warrants Jul 2016 C	2016/07/25	2016/08/01
25093	HK Bank – China Mobile European Warrants Jul 2016 B	2016/07/25	2016/08/01
22409	HK Bank – CITIC European Warrants Jul 2016 A	2016/07/25	2016/08/01
11237	HK Bank – CITIC Sec European Warrants Jul 2016 A	2016/07/25	2016/08/01
18442	HK Bank – CITIC Sec European Warrants Jul 2016 B	2016/07/25	2016/08/01
25442	HK Bank – Galaxy Ent European Warrants Jul 2016 A	2016/07/25	2016/08/01
19902	HK Bank – Geely Auto European Warrants Jul 2016 A	2016/07/25	2016/08/01
18465	HK Bank – Haitong Sec European Warrants Jul 2016 A	2016/07/25	2016/08/01
22882	HK Bank – HKEX European Put Warrants Jul 2016 A	2016/07/25	2016/08/01
24296	HK Bank – ICBC European Warrants Jul 2016 A	2016/07/25	2016/08/01
25210	HK Bank – ICBC European Warrants Jul 2016 B	2016/07/25	2016/08/01
18426	HK Bank – Lenovo European Warrants Jul 2016 A	2016/07/25	2016/08/01
23056	HK Bank – Link REIT European Warrants Jul 2016 A	2016/07/25	2016/08/01
24895	HK Bank – Minsheng Bank European Warrants Jul 2016 C	2016/07/25	2016/08/01
23983	HK Bank – PetroChina European Warrants Jul 2016 A	2016/07/25	2016/08/01
25080	HK Bank – PetroChina European Warrants Jul 2016 B	2016/07/25	2016/08/01
25623	HK Bank – Ping An European Warrants Jul 2016 A	2016/07/25	2016/08/01
25896	HK Bank – Ping An European Warrants Jul 2016 B	2016/07/25	2016/08/01
11774	HK Bank – Sands China European Warrants Jul 2016 A	2016/07/25	2016/08/01
19500	HK Bank – Sands China European Warrants Jul 2016 B	2016/07/25	2016/08/01
24674	HK Bank – Sinopec Corp European Warrants Jul 2016 B	2016/07/25	2016/08/01
25193	HK Bank – Sinopec Corp European Warrants Jul 2016 C	2016/07/25	2016/08/01
28635	J P Morgan SP BV – Agricultural Bk Euro Warrants Jul 2016 A	2016/07/25	2016/08/01
26869	J P Morgan SP BV – AIA European Put Warrants Jul 2016 A	2016/07/25	2016/08/01
28224	J P Morgan SP BV – BankComm European Warrants Jul 2016 A	2016/07/25	2016/08/01
29852	J P Morgan SP BV – BOCL European Warrants Jul 2016 A	2016/07/25	2016/08/01
12419	J P Morgan SP BV – CC Bank European Wts Jul 2016 A	2016/07/25	2016/08/01
22637	J P Morgan SP BV – CITIC European Warrants Jul 2016 A	2016/07/25	2016/08/01
23882	J P Morgan SP BV – CSOP A50 ETF European Warrants Jul 2016 B	2016/07/25	2016/08/01
29856	J P Morgan SP BV – ICBC European Warrants Jul 2016 A	2016/07/25	2016/08/01
24002	Standard Chartered Bank – CC Bank European Wts Jul 2016 A	2016/07/25	2016/08/01
28720	Standard Chartered Bank – HKEX European Warrants Jul 2016 A	2016/07/25	2016/08/01
25756	UBS AG – CC Bank European Warrants Jul 2016 C	2016/07/25	2016/08/01
25762	UBS AG – ICBC European Warrants Jul 2016 B	2016/07/25	2016/08/01
29430	BOCI Asia Ltd. – A50 China European Warrants Aug 2016 A	2016/07/26	2016/08/02
22020	BOCI Asia Ltd. – CAM CSI300 European Warrants Aug 2016 A	2016/07/26	2016/08/02
26291	BOCI Asia Ltd. – China Mobile European Put Wts Aug 2016 B	2016/07/26	2016/08/02
29431	BOCI Asia Ltd. – CNOOC European Warrants Aug 2016 A	2016/07/26	2016/08/02
29889	BOCI Asia Ltd. – CSOP A50 ETF European Warrants Aug 2016 A	2016/07/26	2016/08/02
28874	Credit Suisse AG – A50 China European Warrants Aug 2016 A	2016/07/26	2016/08/02
18745	Credit Suisse AG – A50 China European Warrants Aug 2016 C	2016/07/26	2016/08/02
12350	Credit Suisse AG – CSOP A50 ETF European Warrants Aug 2016 A	2016/07/26	2016/08/02
23352	Credit Suisse AG – Ping An European Warrants Aug 2016 B	2016/07/26	2016/08/02
27180	Goldman Sachs SP (Asia) – CC Bank European Wts Aug 2016 C	2016/07/26	2016/08/02
26871	Goldman Sachs SP (Asia) – HSBC European Warrants Aug 2016 A	2016/07/26	2016/08/02
23376	HK Bank – A50 China European Warrants Aug 2016 A	2016/07/26	2016/08/02
26518	HK Bank – China Life European Warrants Aug 2016 A	2016/07/26	2016/08/02
13867	HK Bank – CSOP A50 ETF European Warrants Aug 2016 A	2016/07/26	2016/08/02
14133	HK Bank – Lenovo European Warrants Aug 2016 A	2016/07/26	2016/08/02
14197	J P Morgan SP BV – A50 China European Warrants Aug 2016 A	2016/07/26	2016/08/02
25862	J P Morgan SP BV – A50 China European Warrants Aug 2016 C	2016/07/26	2016/08/02
25945	J P Morgan SP BV – Agricultural Bk Euro Warrants Aug 2016 A	2016/07/26	2016/08/02
25935	J P Morgan SP BV – AIA European Warrants Aug 2016 B	2016/07/26	2016/08/02
23627	J P Morgan SP BV – CGN Power European Warrants Aug 2016 A	2016/07/26	2016/08/02
22307	J P Morgan SP BV – Ch Merchants European Warrants Aug 2016 A	2016/07/26	2016/08/02
23766	J P Morgan SP BV – China Cinda European Warrants Aug 2016 A	2016/07/26	2016/08/02
25790	J P Morgan SP BV – China Life European Warrants Aug 2016 B	2016/07/26	2016/08/02
21489	J P Morgan SP BV – China Mengniu European Wts Aug 2016 A	2016/07/26	2016/08/02
25165	J P Morgan SP BV – China Mob European Put Wts Aug 2016 C	2016/07/26	2016/08/02
17630	J P Morgan SP BV – China Mob European Wts Aug 2016 A	2016/07/26	2016/08/02
23477	J P Morgan SP BV – China Vanke European Warrants Aug 2016 A	2016/07/26	2016/08/02
23646	J P Morgan SP BV – CITIC Sec European Warrants Aug 2016 A	2016/07/26	2016/08/02
25943	J P Morgan SP BV – CITIC Sec European Warrants Aug 2016 B	2016/07/26	2016/08/02
25040	J P Morgan SP BV – CKP European Warrants Aug 2016 A	2016/07/26	2016/08/02
26414	J P Morgan SP BV – CNOOC European Warrants Aug 2016 A	2016/07/26	2016/08/02
13734	J P Morgan SP BV – CSOP A50 ETF European Warrants Aug 2016 A	2016/07/26	2016/08/02
13197	J P Morgan SP BV – Galaxy Ent European Warrants Aug 2016 A	2016/07/26	2016/08/02
20061	J P Morgan SP BV – HKEX European Put Wts Aug 2016 A	2016/07/26	2016/08/02
22842	J P Morgan SP BV – HKEX European Warrants Aug 2016 B	2016/07/26	2016/08/02
25429	J P Morgan SP BV – HS H-SHARE European Warrants Aug 2016 A	2016/07/26	2016/08/02
25931	J P Morgan SP BV – HSBC European Warrants Aug 2016 A	2016/07/26	2016/08/02
29627	J P Morgan SP BV – Lenovo European Warrants Aug 2016 A	2016/07/26	2016/08/02
22771	J P Morgan SP BV – Li & Fung European Warrants Aug 2016 A	2016/07/26	2016/08/02
24739	J P Morgan SP BV – Minsheng Bank European Wts Aug 2016 A	2016/07/26	2016/08/02
23969	J P Morgan SP BV – PetroChina European Warrants Aug 2016 B	2016/07/26	2016/08/02

List of expired derivative warrants, 2016 (continued)

Code	Warrant	Last trading date	Delisted date
25523	J P Morgan SP BV – Sands China European Put Wts Aug 2016 B	2016/07/26	2016/08/02
20852	J P Morgan SP BV – SFCE European Warrants Aug 2016 A	2016/07/26	2016/08/02
23482	J P Morgan SP BV – SHK Ppt European Warrants Aug 2016 A	2016/07/26	2016/08/02
26101	J P Morgan SP BV – Want Want Ch European Warrants Aug 2016 A	2016/07/26	2016/08/02
19709	Macquarie Bank Ltd. – Minsheng Bank European Wts Aug 2016 A	2016/07/26	2016/08/02
17154	SGA Societe Generale Acceptance N.V. – Ch Mob Eu Wt Aug 16 A	2016/07/26	2016/08/02
19708	SGA Societe Generale Acceptance NV-Minsheng Bk Eu Wt Aug16 A	2016/07/26	2016/08/02
16947	Standard Chartered Bank – China Mobile Euro Wts Aug 2016 A	2016/07/26	2016/08/02
24483	Standard Chartered Bank – Sinopec Corp Euro Wts Aug 2016 A	2016/07/26	2016/08/02
24255	Standard Chartered Bank – Zijin Mining Euro Wts Aug 2016 A	2016/07/26	2016/08/02
11680	Standard Chartered Bank -PetroChina European Wts Aug 2016 A	2016/07/26	2016/08/02
22888	UBS AG – A50 China European Warrants Aug 2016 A	2016/07/26	2016/08/02
25541	UBS AG – A50 China European Warrants Aug 2016 B	2016/07/26	2016/08/02
26087	UBS AG – AIA European Warrants Aug 2016 A	2016/07/26	2016/08/02
25758	UBS AG – China Life European Warrants Aug 2016 A	2016/07/26	2016/08/02
25983	UBS AG – Ping An European Warrants Aug 2016 D	2016/07/26	2016/08/02
20095	BNP Paribas Arbit Issu B.V. – AIA European Wts Aug 2016 A	2016/07/27	2016/08/03
21528	BNP Paribas Arbit Issu B.V. – Air China Euro Wts Aug 2016 A	2016/07/27	2016/08/03
25385	BNP Paribas Arbit Issu B.V. – BankComm Euro Wts Aug 2016 A	2016/07/27	2016/08/03
21777	BNP Paribas Arbit Issu B.V. – BOCHK European Wts Aug 2016 A	2016/07/27	2016/08/03
20098	BNP Paribas Arbit Issu B.V. – Brilliance Chi Eu Wt Aug 2016A	2016/07/27	2016/08/03
25655	BNP Paribas Arbit Issu B.V. – CAM CSI300 Euro Wts Aug 2016 A	2016/07/27	2016/08/03
20884	BNP Paribas Arbit Issu B.V. – CC Bank Euro Wts Aug 2016 A	2016/07/27	2016/08/03
23013	BNP Paribas Arbit Issu B.V. – CC Bank Euro Wts Aug 2016 B	2016/07/27	2016/08/03
25874	BNP Paribas Arbit Issu B.V. – CC Bank Euro Wts Aug 2016 C	2016/07/27	2016/08/03
18109	BNP Paribas Arbit Issu B.V. – China Life Eu Put Wt Aug 2016A	2016/07/27	2016/08/03
24112	BNP Paribas Arbit Issu B.V. – China Life Euro Wts Aug 2016 B	2016/07/27	2016/08/03
26055	BNP Paribas Arbit Issu B.V. – China Life Euro Wts Aug 2016 C	2016/07/27	2016/08/03
21707	BNP Paribas Arbit Issu B.V. – China Mengniu Eu Wt Aug 2016 A	2016/07/27	2016/08/03
22214	BNP Paribas Arbit Issu B.V. – CITIC Euro Warrants Aug 2016 A	2016/07/27	2016/08/03
25727	BNP Paribas Arbit Issu B.V. – CITIC Sec Euro Wts Aug 2016 A	2016/07/27	2016/08/03
25953	BNP Paribas Arbit Issu B.V. – CKP European Warrants Aug 16 A	2016/07/27	2016/08/03
29545	BNP Paribas Arbit Issu B.V. – CNOOC European Wts Aug 2016 A	2016/07/27	2016/08/03
29599	BNP Paribas Arbit Issu B.V. – CSOP A50 ETF Eu Wts Aug 2016 A	2016/07/27	2016/08/03
18427	BNP Paribas Arbit Issu B.V. – CSOP A50 ETF Eu Wts Aug 2016 B	2016/07/27	2016/08/03
19181	BNP Paribas Arbit Issu B.V. – CSOP A50 ETF Eu Wts Aug 2016 C	2016/07/27	2016/08/03
15375	BNP Paribas Arbit Issu B.V. – CSPC Pharma Euro Wts Aug16A	2016/07/27	2016/08/03
23006	BNP Paribas Arbit Issu B.V. – HKEX European Wts Aug 2016 A	2016/07/27	2016/08/03
26182	BNP Paribas Arbit Issu B.V. – HS H-SHARE Euro Wts Aug 2016 A	2016/07/27	2016/08/03
25253	BNP Paribas Arbit Issu B.V. – HSBC European Wts Aug 2016 A	2016/07/27	2016/08/03
25723	BNP Paribas Arbit Issu B.V. – HSBC European Wts Aug 2016 B	2016/07/27	2016/08/03
25883	BNP Paribas Arbit Issu B.V. – ICBC European Wts Aug 2016 A	2016/07/27	2016/08/03
23858	BNP Paribas Arbit Issu B.V. – PetroCh Euro Wts Aug 2016 A	2016/07/27	2016/08/03
25280	BNP Paribas Arbit Issu B.V. – PetroCh Euro Wts Aug 2016 B	2016/07/27	2016/08/03
25598	BNP Paribas Arbit Issu B.V. – PetroCh Euro Wts Aug 2016 C	2016/07/27	2016/08/03
23272	BNP Paribas Arbit Issu B.V. – Ping An European Wt Aug 2016 A	2016/07/27	2016/08/03
25275	BNP Paribas Arbit Issu B.V. – Ping An European Wt Aug 2016 B	2016/07/27	2016/08/03
26795	BNP Paribas Arbit Issu B.V. – Ping An European Wt Aug 2016 C	2016/07/27	2016/08/03
25281	BNP Paribas Arbit Issu B.V. – Sinopec Corp Eu Wts Aug 2016 A	2016/07/27	2016/08/03
13192	BNP Paribas Arbit Issu B.V. – Swrie Pacific A Eu Wt Aug 16 A	2016/07/27	2016/08/03
13015	BNP Paribas Arbit Issu B.V. – Want Want Ch Eu Wts Aug 2016 A	2016/07/27	2016/08/03
24801	Credit Suisse AG – BOC HK European Warrants Aug 2016 A	2016/07/27	2016/08/03
25853	Credit Suisse AG – HSBC European Put Warrants Aug 2016 B	2016/07/27	2016/08/03
26265	Credit Suisse AG – ICBC European Warrants Aug 2016 A	2016/07/27	2016/08/03
24641	Credit Suisse AG – PetroChina European Warrants Aug 2016 A	2016/07/27	2016/08/03
24853	Credit Suisse AG – PetroChina European Warrants Aug 2016 B	2016/07/27	2016/08/03
26163	Goldman Sachs SP (Asia) – CC Bank European Wts Aug 2016 A	2016/07/27	2016/08/03
26513	Goldman Sachs SP (Asia) – China Life Euro Wts Aug 2016 B	2016/07/27	2016/08/03
26769	HK Bank – A50 China European Warrants Aug 2016 B	2016/07/27	2016/08/03
17277	HK Bank – CAM CSI300 European Warrants Aug 2016 A	2016/07/27	2016/08/03
25034	J P Morgan SP BV – AIA European Put Warrants Aug 2016 A	2016/07/27	2016/08/03
24496	J P Morgan SP BV – CAM CSI300 European Warrants Aug 2016 A	2016/07/27	2016/08/03
25322	J P Morgan SP BV – CAM CSI300 European Warrants Aug 2016 B	2016/07/27	2016/08/03
18626	J P Morgan SP BV – Ch Comm Cons European Warrants Aug 2016 A	2016/07/27	2016/08/03
20270	J P Morgan SP BV – Ch State Con European Warrants Aug 2016 A	2016/07/27	2016/08/03
21608	J P Morgan SP BV – China EB Int'l European Wts Aug 2016 A	2016/07/27	2016/08/03
25039	J P Morgan SP BV – China Mob European Wts Aug 2016 B	2016/07/27	2016/08/03
18283	J P Morgan SP BV – CM Bank European Warrants Aug 2016 A	2016/07/27	2016/08/03
21534	J P Morgan SP BV – CR Beer European Warrants Aug 2016 A	2016/07/27	2016/08/03
26195	J P Morgan SP BV – CSOP A50 ETF European Warrants Aug 2016 B	2016/07/27	2016/08/03
25933	J P Morgan SP BV – Galaxy Ent European Warrants Aug 2016 B	2016/07/27	2016/08/03
23771	J P Morgan SP BV – GCL-Poly European Warrants Aug 2016 A	2016/07/27	2016/08/03
23647	J P Morgan SP BV – Haitong Sec European Warrants Aug 2016 A	2016/07/27	2016/08/03
23639	J P Morgan SP BV – NCI European Warrants Aug 2016 A	2016/07/27	2016/08/03
23488	J P Morgan SP BV – PetroChina European Warrants Aug 2016 A	2016/07/27	2016/08/03
25941	J P Morgan SP BV – PetroChina European Warrants Aug 2016 D	2016/07/27	2016/08/03
18974	J P Morgan SP BV – PICC European Warrants Aug 2016 A	2016/07/27	2016/08/03
25310	J P Morgan SP BV – Sands China European Warrants Aug 2016 A	2016/07/27	2016/08/03
26973	J P Morgan SP BV – Sands China European Warrants Aug 2016 D	2016/07/27	2016/08/03
24157	J P Morgan SP BV – Sinopec Corp European Warrants Aug 2016 A	2016/07/27	2016/08/03
26095	J P Morgan SP BV – Wharf European Warrants Aug 2016 A	2016/07/27	2016/08/03
25363	Macquarie Bank Ltd. – AIA European Warrants Aug 2016 A	2016/07/27	2016/08/03
25452	Macquarie Bank Ltd. – BOCL European Warrants Aug 2016 A	2016/07/27	2016/08/03
24705	Macquarie Bank Ltd. – BYD European Warrants Aug 2016 A	2016/07/27	2016/08/03
21893	Macquarie Bank Ltd. – Cathay Pacific European Wts Aug 2016 A	2016/07/27	2016/08/03
25694	Macquarie Bank Ltd. – CC Bank European Warrants Aug 2016 A	2016/07/27	2016/08/03
25004	Macquarie Bank Ltd. – China Life European Wts Aug 2016 A	2016/07/27	2016/08/03

List of expired derivative warrants, 2016 (continued)

Code	Warrant	Last trading date	Delisted date
25453	Macquarie Bank Ltd. – China Life European Wts Aug 2016 B	2016/07/27	2016/08/03
25504	Macquarie Bank Ltd. – China Mobile European Put Wts Aug 16 A	2016/07/27	2016/08/03
26023	Macquarie Bank Ltd. – China Mobile European Wts Aug 2016 B	2016/07/27	2016/08/03
23720	Macquarie Bank Ltd. – China Overseas European Wts Aug 2016 A	2016/07/27	2016/08/03
25455	Macquarie Bank Ltd. – China Overseas European Wts Aug 2016 B	2016/07/27	2016/08/03
25050	Macquarie Bank Ltd. – China Taiping European Wts Aug 2016 A	2016/07/27	2016/08/03
24847	Macquarie Bank Ltd. – CITIC European Warrants Aug 2016 A	2016/07/27	2016/08/03
25549	Macquarie Bank Ltd. – CKH European Warrants Aug 2016 A	2016/07/27	2016/08/03
23989	Macquarie Bank Ltd. – CNBM European Warrants Aug 2016 A	2016/07/27	2016/08/03
11963	Macquarie Bank Ltd. – CNOOC European Warrants Aug 2016 A	2016/07/27	2016/08/03
19315	Macquarie Bank Ltd. – CPIC European Warrants Aug 2016 A	2016/07/27	2016/08/03
12816	Macquarie Bank Ltd. – Geely Auto European Wts Aug 2016 A	2016/07/27	2016/08/03
23286	Macquarie Bank Ltd. – Henderson Land Dev Euro Wts Aug 2016 A	2016/07/27	2016/08/03
25747	Macquarie Bank Ltd. – HS H-SHARE European Warrants Aug 2016A	2016/07/27	2016/08/03
25501	Macquarie Bank Ltd. – HSBC European Put Warrants Aug 2016 B	2016/07/27	2016/08/03
26031	Macquarie Bank Ltd. – HSBC European Put Warrants Aug 2016 D	2016/07/27	2016/08/03
24228	Macquarie Bank Ltd. – HSBC European Warrants Aug 2016 A	2016/07/27	2016/08/03
26027	Macquarie Bank Ltd. – HSBC European Warrants Aug 2016 C	2016/07/27	2016/08/03
22199	Macquarie Bank Ltd. – Intime European Warrants Aug 2016 A	2016/07/27	2016/08/03
25368	Macquarie Bank Ltd. – Kingsoft European Warrants Aug 2016 A	2016/07/27	2016/08/03
25010	Macquarie Bank Ltd. – Minsheng Bank European Wts Aug 2016 B	2016/07/27	2016/08/03
25369	Macquarie Bank Ltd. – PetroChina European Wts Aug 2016 A	2016/07/27	2016/08/03
26033	Macquarie Bank Ltd. – PetroChina European Wts Aug 2016 B	2016/07/27	2016/08/03
25839	Macquarie Bank Ltd. – Ping An European Put Warrants Aug 16 A	2016/07/27	2016/08/03
24223	Macquarie Bank Ltd. – Sands China European Wts Aug 2016 A	2016/07/27	2016/08/03
21688	Macquarie Bank Ltd. – Sh Electric European Wts Aug 2016 B	2016/07/27	2016/08/03
25650	Macquarie Bank Ltd. – Tencent European Put Wts Aug 2016 B	2016/07/27	2016/08/03
25570	Macquarie Bank Ltd. – Tencent European Warrants Aug 2016 A	2016/07/27	2016/08/03
25693	Macquarie Bank Ltd. – Tencent European Warrants Aug 2016 C	2016/07/27	2016/08/03
25950	Macquarie Bank Ltd. – Tencent European Warrants Aug 2016 D	2016/07/27	2016/08/03
25707	Macquarie Bank Ltd. –Want Want China European Wts Aug 2016 A	2016/07/27	2016/08/03
26279	UBS AG – ICBC European Warrants Aug 2016 A	2016/07/27	2016/08/03
26236	BOCI Asia Ltd. – Galaxy Ent European Put Warrants Aug 2016 A	2016/07/28	2016/08/04
25064	Credit Suisse AG – A50 China European Warrants Aug 2016 D	2016/07/28	2016/08/04
25287	Credit Suisse AG – AIA European Warrants Aug 2016 A	2016/07/28	2016/08/04
24911	Credit Suisse AG – BYD European Warrants Aug 2016 A	2016/07/28	2016/08/04
25467	Credit Suisse AG – CC Bank European Warrants Aug 2016 B	2016/07/28	2016/08/04
25741	Credit Suisse AG – Ch Overseas European Warrants Aug 2016 A	2016/07/28	2016/08/04
24920	Credit Suisse AG – China Cinda European Warrants Aug 2016 A	2016/07/28	2016/08/04
24910	Credit Suisse AG – China Life European Warrants Aug 2016 A	2016/07/28	2016/08/04
25283	Credit Suisse AG – China Life European Warrants Aug 2016 B	2016/07/28	2016/08/04
25996	Credit Suisse AG – China Life European Warrants Aug 2016 E	2016/07/28	2016/08/04
25071	Credit Suisse AG – China Mobile European Warrants Aug 2016 A	2016/07/28	2016/08/04
24869	Credit Suisse AG – China Railway European Warrants Aug 2016A	2016/07/28	2016/08/04
25850	Credit Suisse AG – CNOOC European Warrants Aug 2016 A	2016/07/28	2016/08/04
25061	Credit Suisse AG – CSOP A50 ETF European Warrants Aug 2016 C	2016/07/28	2016/08/04
26338	Credit Suisse AG – Galaxy Ent European Put Wts Aug 2016 B	2016/07/28	2016/08/04
25740	Credit Suisse AG – Galaxy Ent European Warrants Aug 2016 A	2016/07/28	2016/08/04
26004	Credit Suisse AG – HKEX European Warrants Aug 2016 A	2016/07/28	2016/08/04
24924	Credit Suisse AG – HS H-SHARE European Warrants Aug 2016 A	2016/07/28	2016/08/04
25288	Credit Suisse AG – HSBC European Wts Aug 2016 A	2016/07/28	2016/08/04
24866	Credit Suisse AG – Jiangxi Copper European Wts Aug 2016 A	2016/07/28	2016/08/04
25404	Credit Suisse AG – Kingsoft European Warrants Aug 2016 A	2016/07/28	2016/08/04
25466	Credit Suisse AG – PetroChina European Warrants Aug 2016 C	2016/07/28	2016/08/04
24994	Credit Suisse AG – Ping An European Warrants Aug 2016 C	2016/07/28	2016/08/04
25921	Credit Suisse AG – Ping An European Warrants Aug 2016 E	2016/07/28	2016/08/04
25737	Credit Suisse AG – Sands China European Warrants Aug 2016 A	2016/07/28	2016/08/04
24868	Credit Suisse AG – Sinopec Corp European Warrants Aug 2016 A	2016/07/28	2016/08/04
25297	Credit Suisse AG – Sinopec Corp European Warrants Aug 2016 B	2016/07/28	2016/08/04
24914	Credit Suisse AG – Stanchart European Warrants Aug 2016 A	2016/07/28	2016/08/04
26192	Goldman Sachs SP (Asia) – A50 China European Wts Aug 2016 C	2016/07/28	2016/08/04
26193	Goldman Sachs SP (Asia) – BOCL European Warrants Aug 2016 B	2016/07/28	2016/08/04
18153	J P Morgan SP BV – CGS European Warrants Aug 2016 A	2016/07/28	2016/08/04
25240	J P Morgan SP BV – China Life European Warrants Aug 2016 A	2016/07/28	2016/08/04
25305	Macquarie Bank Ltd. – Hang Seng Bank European Wts Aug 2016 A	2016/07/28	2016/08/04
21391	SGA Societe Generale Acceptance N.V. – COVS Eu Wts Aug 2016 A	2016/07/28	2016/08/04
22597	SGA Societe Generale Acceptance N.V. – AGBK Eu Wt Aug 2016 A	2016/07/28	2016/08/04
26110	SGA Societe Generale Acceptance N.V. – AGBK Eu Wt Aug 2016 B	2016/07/28	2016/08/04
25478	SGA Societe Generale Acceptance N.V. – AIA Eur Wt Aug 2016 A	2016/07/28	2016/08/04
26579	SGA Societe Generale Acceptance N.V. – AIA Eur Wt Aug 2016 B	2016/07/28	2016/08/04
22418	SGA Societe Generale Acceptance N.V. – BOCHK Eu Wt Aug 2016A	2016/07/28	2016/08/04
29348	SGA Societe Generale Acceptance N.V. – BOCHK Eu Wt Aug 2016B	2016/07/28	2016/08/04
23891	SGA Societe Generale Acceptance N.V. – BOCOM Eu Wt Aug 2016A	2016/07/28	2016/08/04
21977	SGA Societe Generale Acceptance N.V. – CCB Eur Wt Aug 2016 A	2016/07/28	2016/08/04
22454	SGA Societe Generale Acceptance N.V. – CCB Eur Wt Aug 2016 B	2016/07/28	2016/08/04
22614	SGA Societe Generale Acceptance N.V. – Ch Cinda Eu Wt Aug16A	2016/07/28	2016/08/04
24571	SGA Societe Generale Acceptance N.V. – Ch Mob Eu Wt Aug 16 B	2016/07/28	2016/08/04
25474	SGA Societe Generale Acceptance N.V. – Ch Mob Eu Wt Aug 16 C	2016/07/28	2016/08/04
22809	SGA Societe Generale Acceptance N.V. – CKH Euro Wt Aug 2016A	2016/07/28	2016/08/04
24567	SGA Societe Generale Acceptance N.V. – CKP Euro Wts Aug 16 A	2016/07/28	2016/08/04
25732	SGA Societe Generale Acceptance N.V. – CMob Eu Put Wt Aug16D	2016/07/28	2016/08/04
23351	SGA Societe Generale Acceptance N.V. – CNBM Eu Wt Aug 2016 A	2016/07/28	2016/08/04
14841	SGA Societe Generale Acceptance N.V. – CNOOC Eu Wt Aug 2016A	2016/07/28	2016/08/04
24470	SGA Societe Generale Acceptance N.V. – COVS Eu Put Wt Aug16B	2016/07/28	2016/08/04
22743	SGA Societe Generale Acceptance N.V. – CP&CC Eu Wt Aug 2016A	2016/07/28	2016/08/04
23909	SGA Societe Generale Acceptance N.V. – CP&CC Eu Wt Aug 2016B	2016/07/28	2016/08/04
12149	SGA Societe Generale Acceptance N.V. – CRRC Euro Wts Aug16 A	2016/07/28	2016/08/04

List of expired derivative warrants, 2016 (continued)

Code	Warrant	Last trading date	Delisted date
23337	SGA Societe Generale Acceptance N.V. – CTel Eu Wt Aug 2016 A	2016/07/28	2016/08/04
19610	SGA Societe Generale Acceptance N.V. – HKEX Eu Put Wt Aug16A	2016/07/28	2016/08/04
21784	SGA Societe Generale Acceptance N.V. – HKEX Eu Wt Aug 2016 B	2016/07/28	2016/08/04
25215	SGA Societe Generale Acceptance N.V. – HSBC Eu Wt Aug 2016 A	2016/07/28	2016/08/04
25927	SGA Societe Generale Acceptance N.V. – HSBC Eu Wt Aug 2016 B	2016/07/28	2016/08/04
21979	SGA Societe Generale Acceptance N.V. – ICBC Eu Wt Aug 2016 A	2016/07/28	2016/08/04
22460	SGA Societe Generale Acceptance N.V. – ICBC Eu Wt Aug 2016 B	2016/07/28	2016/08/04
22806	SGA Societe Generale Acceptance N.V. – Kingsoft Eu Wt Aug16A	2016/07/28	2016/08/04
14429	SGA Societe Generale Acceptance N.V. – Lenovo Eu Wt Aug 16 A	2016/07/28	2016/08/04
24362	SGA Societe Generale Acceptance N.V. – Petch Eu Wt Aug 2016B	2016/07/28	2016/08/04
26287	SGA Societe Generale Acceptance N.V. – PICC Eu Wts Aug 2016A	2016/07/28	2016/08/04
23414	SGA Societe Generale Acceptance N.V. – SHK P Eu Wt Aug 2016A	2016/07/28	2016/08/04
13896	SGA Societe Generale Acceptance N.V.- A50 Ch Eu Wt Aug16A	2016/07/28	2016/08/04
18645	SGA Societe Generale Acceptance N.V.- A50 Ch Eu Wt Aug 2016B	2016/07/28	2016/08/04
19325	SGA Societe Generale Acceptance N.V. -CCCL Eu Wt Aug 2016 A	2016/07/28	2016/08/04
21949	SGA Societe Generale Acceptance N.V. -CITIC Sec Eu Wt Aug 2016A	2016/07/28	2016/08/04
17308	SGA Societe Generale Acceptance N.V. -CLife Eu Wt Aug 2016 A	2016/07/28	2016/08/04
21621	SGA Societe Generale Acceptance N.V. -CLife Eu Wt Aug 2016 B	2016/07/28	2016/08/04
24222	SGA Societe Generale Acceptance N.V. -CLife Eu Wt Aug 2016 C	2016/07/28	2016/08/04
24992	SGA Societe Generale Acceptance N.V. -CLife Eu Wt Aug 2016 D	2016/07/28	2016/08/04
25912	SGA Societe Generale Acceptance N.V. -CLife Eu Wt Aug 2016 E	2016/07/28	2016/08/04
24476	SGA Societe Generale Acceptance N.V. -CP&CC Eu Put Wt Aug16C	2016/07/28	2016/08/04
23905	SGA Societe Generale Acceptance N.V. -Petch Eu Put Wt Aug16A	2016/07/28	2016/08/04
20327	SGA Societe Generale Acceptance N.V. -PICC P&C Eu Wt Aug16 A	2016/07/28	2016/08/04
26570	SGA Societe Generale Acceptance N.V. -Ping An Eu Wt Aug 16 B	2016/07/28	2016/08/04
18673	SGA Societe Generale Acceptance N.V.-Ch Vanke Eu Wts Aug16 A	2016/07/28	2016/08/04
24124	SGA Societe Generale Acceptance N.V.-Ch Vanke Eu Wts Aug16 B	2016/07/28	2016/08/04
22341	SGA Societe Generale Acceptance N.V.-Galaxy Ent Eu Wt Aug16A	2016/07/28	2016/08/04
25394	SGA Societe Generale Acceptance N.V.-Galaxy Eu Put Wt Aug16B	2016/07/28	2016/08/04
23569	SGA Societe Generale Acceptance N.V.-Li & Fung Eu Wt Aug16 A	2016/07/28	2016/08/04
24416	SGA Societe Generale Acceptance N.V.-Stanchart Eu Wt Aug16A	2016/07/28	2016/08/04
24771	SGA Societe Generale Acceptance N.V-HS H-SH Eu Put Wt Aug16B	2016/07/28	2016/08/04
24524	SGA Societe Generale Acceptance N.V-HS H-SHARE Eu Wts Aug16A	2016/07/28	2016/08/04
25043	SGA Societe Generale Acceptance N.V-HS H-SHARE Eu Wts Aug16C	2016/07/28	2016/08/04
21191	SGA Societe Generale Acceptance N.V-Ping An Eu Put Wt Aug16A	2016/07/28	2016/08/04
22346	SGA Societe Generale Acceptance N.V-Sands China Eu Wt Aug16A	2016/07/28	2016/08/04
25396	SGA Societe Generale Acceptance N.V-Sands China Eu Wt Aug16B	2016/07/28	2016/08/04
24346	SGA Societe Generale Acceptance NV-Ch Ship Cont Eu Wt Aug16A	2016/07/28	2016/08/04
23332	SGA Societe Generale Acceptance NV-Chi Res Land Eu Wt Aug16A	2016/07/28	2016/08/04
15583	SGA Societe Generale Acceptance NV-CSOP A50 ETF Eu Wt Aug16A	2016/07/28	2016/08/04
18659	SGA Societe Generale Acceptance NV-CSOP A50 ETF Eu Wt Aug16B	2016/07/28	2016/08/04
24558	SGA Societe Generale Acceptance NV-CSOP A50 ETF Eu Wt Aug16C	2016/07/28	2016/08/04
24991	SGA Societe Generale Acceptance NV-CSOP A50 ETF Eu Wt Aug16D	2016/07/28	2016/08/04
24122	SGA Societe Generale Acceptance NV-Minsheng Bk Eu Wt Aug16 B	2016/07/28	2016/08/04
25995	Credit Suisse AG – AIA European Put Warrants Aug 2016 B	2016/07/29	2016/08/05
25410	Credit Suisse AG – Ch Comm Cons European Warrants Aug 2016 A	2016/07/29	2016/08/05
25415	Credit Suisse AG – Geely Auto European Warrants Aug 2016 A	2016/07/29	2016/08/05
26230	J P Morgan SP BV – Galaxy Ent European Put Wts Aug 2016 C	2016/07/29	2016/08/05
26231	J P Morgan SP BV – Sands China European Put Wts Aug 2016 C	2016/07/29	2016/08/05
26044	BOCI Asia Ltd. – HKEX European Warrants Aug 2016 A	2016/08/01	2016/08/08
25706	BOCI Asia Ltd. – HSBC European Warrants Aug 2016 A	2016/08/01	2016/08/08
25658	Credit Suisse AG – China Life European Put Wts Aug 2016 D	2016/08/01	2016/08/08
25449	Credit Suisse AG – China Life European Warrants Aug 2016 C	2016/08/01	2016/08/08
26204	Credit Suisse AG – China Life European Warrants Aug 2016 F	2016/08/01	2016/08/08
25657	Credit Suisse AG – China Mobile European Put Wts Aug 2016 C	2016/08/01	2016/08/08
25291	Credit Suisse AG – China Mobile European Warrants Aug 2016 B	2016/08/01	2016/08/08
26000	Credit Suisse AG – CITIC Sec European Warrants Aug 2016 A	2016/08/01	2016/08/08
25471	Credit Suisse AG – HS H-SHARE European Warrants Aug 2016 B	2016/08/01	2016/08/08
25296	Credit Suisse AG – Ping An European Warrants Aug 2016 D	2016/08/01	2016/08/08
26160	Goldman Sachs SP (Asia) – CNOOC European Warrants Aug 2016 A	2016/08/01	2016/08/08
26209	Goldman Sachs SP (Asia) – Galaxy Ent European Wts Aug 2016 B	2016/08/01	2016/08/08
24969	Goldman Sachs SP (Asia) – Ping An European Wts Aug 2016 C	2016/08/01	2016/08/08
24238	J P Morgan SP BV – Ping An European Warrants Aug 2016 B	2016/08/01	2016/08/08
21453	BOCI Asia Ltd. – A50 China European Put Warrants Aug 2016 C	2016/08/02	2016/08/09
25634	BOCI Asia Ltd. – AIA European Warrants Aug 2016 A	2016/08/02	2016/08/09
26197	BOCI Asia Ltd. – China Life European Warrants Aug 2016 B	2016/08/02	2016/08/09
25631	BOCI Asia Ltd. – China Mobile European Warrants Aug 2016 A	2016/08/02	2016/08/09
22023	BOCI Asia Ltd. – Kingsoft European Warrants Aug 2016 A	2016/08/02	2016/08/09
24129	Credit Suisse AG – ZTE European Warrants Aug 2016 A	2016/08/02	2016/08/09
18976	Goldman Sachs SP (Asia) – A50 China European Wts Aug 2016 A	2016/08/02	2016/08/09
21971	Goldman Sachs SP (Asia) – Ping An European Wts Aug 2016 A	2016/08/02	2016/08/09
26763	Goldman Sachs SP (Asia) – Ping An European Wts Aug 2016 F	2016/08/02	2016/08/09
14016	J P Morgan SP BV – A50 China European Warrants Aug 2016	2016/08/02	2016/08/09
20353	Standard Chartered Bank – A50 China Euro Warrants Aug 2016 A	2016/08/02	2016/08/09
11630	Standard Chartered Bank – BYD European Warrants Aug 2016 A	2016/08/02	2016/08/09
21472	Standard Chartered Bank – CSOP A50 ETF Euro Wts Aug 2016 A	2016/08/02	2016/08/09
26156	Standard Chartered Bank – Galaxy Ent European Wts Aug 2016 A	2016/08/02	2016/08/09
23801	Standard Chartered Bank-China Life European Wts Aug 2016 A	2016/08/02	2016/08/09
23748	UBS AG – China Cinda European Warrants Aug 2016 A	2016/08/02	2016/08/09
25760	UBS AG – China Life European Warrants Aug 2016 B	2016/08/02	2016/08/09
23375	UBS AG – China Vanke European Warrants Aug 2016 A	2016/08/02	2016/08/09
25802	UBS AG – CITIC Bank European Warrants Aug 2016 A	2016/08/02	2016/08/09
19082	UBS AG – Fosun Intl European Warrants Aug 2016 A	2016/08/02	2016/08/09
21034	UBS AG – Ping An European Warrants Aug 2016 A	2016/08/02	2016/08/09
26742	UBS AG – Ping An European Warrants Aug 2016 F	2016/08/02	2016/08/09
26153	J P Morgan SP BV – Ping An European Warrants Aug 2016 D	2016/08/04	2016/08/11
26248	UBS AG – BOCL European Warrants Aug 2016 A	2016/08/04	2016/08/11

List of expired derivative warrants, 2016 (continued)

Code	Warrant	Last trading date	Delisted date
26250	UBS AG – Ping An European Warrants Aug 2016 E	2016/08/04	2016/08/11
26280	UBS AG – CAM CSI300 European Warrants Aug 2016 A	2016/08/05	2016/08/12
26277	UBS AG – CC Bank European Warrants Aug 2016 A	2016/08/05	2016/08/12
25831	BOCI Asia Ltd. – Sinopec Corp European Warrants Aug 2016 A	2016/08/08	2016/08/15
25639	BOCI Asia Ltd. – China Life European Put Warrants Aug 2016 A	2016/08/09	2016/08/16
26421	BOCI Asia Ltd. – Ping An European Warrants Aug 2016 B	2016/08/09	2016/08/16
25764	J P Morgan SP BV – Ping An European Warrants Aug 2016 C	2016/08/09	2016/08/16
24985	Macquarie Bank Ltd. – Link REIT European Warrants Aug 2016 A	2016/08/09	2016/08/16
22028	Macquarie Bank Ltd. – ZTE European Warrants Aug 2016 A	2016/08/09	2016/08/16
26247	UBS AG – China Life European Warrants Aug 2016 C	2016/08/09	2016/08/16
21565	UBS AG – Wynn Macau European Warrants Aug 2016 A	2016/08/09	2016/08/16
22242	Macquarie Bank Ltd. – Xinyi Solar European Warrants Aug 16 A	2016/08/10	2016/08/17
25838	BOCI Asia Ltd. – CNOOC European Warrants Aug 2016 B	2016/08/11	2016/08/18
25480	Standard Chartered Bank – CGN Power European Warrants Aug16A	2016/08/15	2016/08/22
26422	BOCI Asia Ltd. – China Life European Warrants Aug 2016 C	2016/08/16	2016/08/23
21447	BOCI Asia Ltd. – CSOP A50 ETF European Warrants Aug 2016 B	2016/08/16	2016/08/23
25636	BOCI Asia Ltd. – Ping An European Warrants Aug 2016 A	2016/08/16	2016/08/23
24618	Goldman Sachs SP (Asia) – CKH European Wts Aug 2016 A	2016/08/16	2016/08/23
21228	Standard Chartered Bank – HKEX European Put Wts Aug 2016 A	2016/08/16	2016/08/23
23051	Standard Chartered Bank – Wharf European Warrants Aug 2016 A	2016/08/16	2016/08/23
24191	UBS AG – Fosun Intl European Warrants Aug 2016 B	2016/08/16	2016/08/23
25761	UBS AG – Hang Seng Bank European Warrants Aug 2016 A	2016/08/16	2016/08/23
19882	UBS AG – Lenovo European Put Warrants Aug 2016 A	2016/08/16	2016/08/23
15566	HK Bank – A50 China European Put Warrants Aug 2016 C	2016/08/17	2016/08/24
29996	UBS AG – A50 China European Put Warrants Aug 2016 C	2016/08/17	2016/08/24
22663	UBS AG – Ping An European Warrants Aug 2016 C	2016/08/17	2016/08/24
26661	HK Bank – Fosun Intl European Warrants Aug 2016 A	2016/08/18	2016/08/25
26846	UBS AG – Fosun Intl European Warrants Aug 2016 C	2016/08/18	2016/08/25
26211	Goldman Sachs SP (Asia) – CAM CSI300 European Wts Aug 2016 A	2016/08/22	2016/08/29
22395	UBS AG – China COSCO European Warrants Aug 2016 A	2016/08/22	2016/08/29
22274	UBS AG – Ping An European Warrants Aug 2016 B	2016/08/22	2016/08/29
27241	UBS AG – Sinopec Corp European Warrants Aug 2016 A	2016/08/22	2016/08/29
27950	UBS AG – Tencent Holdings European Warrants Aug 2016 A	2016/08/22	2016/08/29
19046	Bank of East Asia – A50 China European Warrants Aug 2016 A	2016/08/23	2016/08/30
29887	BOCI Asia Ltd. – A50 China European Put Warrants Aug 2016 B	2016/08/23	2016/08/30
26354	BOCI Asia Ltd. – CAM CSI300 European Warrants Aug 2016 B	2016/08/23	2016/08/30
11498	BOCI Asia Ltd. – Haitong Sec European Warrants Aug 2016 A	2016/08/23	2016/08/30
25635	BOCI Asia Ltd. – Sands China European Warrants Aug 2016 A	2016/08/23	2016/08/30
29417	Credit Suisse AG – A50 China European Put Wts Aug 2016 B	2016/08/23	2016/08/30
20386	Credit Suisse AG – CSOP A50 ETF European Warrants Aug 2016 B	2016/08/23	2016/08/30
18599	Credit Suisse AG – Tencent Holdings Euro Put Wts Aug 2016 A	2016/08/23	2016/08/30
26455	Goldman Sachs SP (Asia) – HS H-SHARE European Wts Aug 2016 A	2016/08/23	2016/08/30
22044	Goldman Sachs SP (Asia) – Ping An European Wts Aug 2016 B	2016/08/23	2016/08/30
26453	Goldman Sachs SP (Asia) – Sands China Euro Wts Aug 2016 B	2016/08/23	2016/08/30
26818	Haitong Int'l Sec – BOCL European Warrants Aug 2016 A	2016/08/23	2016/08/30
19214	HK Bank – Tencent European Put Warrants Aug 2016 A	2016/08/23	2016/08/30
26412	J P Morgan SP BV – HS H-SHARE European Warrants Sep 2016 A	2016/08/29	2016/08/30
25903	J P Morgan SP BV – HSCEI European Wts Aug 2016 A	2016/08/29	2016/08/30
26866	Macquarie Bank Ltd. – Ping An European Warrants Aug 2016 B	2016/08/23	2016/08/30
25154	Standard Chartered Bank -Fosun Intl European Warrants Aug16A	2016/08/23	2016/08/30
19990	UBS AG – China EB Int'l European Warrants Aug 2016 A	2016/08/23	2016/08/30
26107	UBS AG – China Mobile European Put Warrants Aug 2016 A	2016/08/23	2016/08/30
19382	UBS AG – CSOP A50 ETF European Warrants Aug 2016 A	2016/08/23	2016/08/30
26218	UBS AG – HSBC European Put Warrants Aug 2016 A	2016/08/23	2016/08/30
23535	BNP Paribas Arbit Issu B.V. – HSI Euro Put Wts Aug 2016 B	2016/08/24	2016/08/31
26052	BNP Paribas Arbit Issu B.V. – HSI Euro Put Wts Aug 2016 D	2016/08/24	2016/08/31
23522	BNP Paribas Arbit Issu B.V. – HSI European Wts Aug 2016 A	2016/08/24	2016/08/31
25679	BNP Paribas Arbit Issu B.V. – HSI European Wts Aug 2016 C	2016/08/24	2016/08/31
25998	Credit Suisse AG – BOC HK European Warrants Aug 2016 B	2016/08/24	2016/08/31
25994	Credit Suisse AG – HSI European Put Warrants Aug 2016 B	2016/08/24	2016/08/31
25600	Credit Suisse AG – HSI European Warrants Aug 2016 A	2016/08/24	2016/08/31
22459	Credit Suisse AG – Ping An European Warrants Aug 2016 A	2016/08/24	2016/08/31
25435	Goldman Sachs SP (Asia) – A50 China Euro Put Wts Aug 2016 B	2016/08/24	2016/08/31
26359	Goldman Sachs SP (Asia) – AIA European Put Wts Aug 2016 A	2016/08/24	2016/08/31
26484	Goldman Sachs SP (Asia) – AIA European Warrants Aug 2016 B	2016/08/24	2016/08/31
26257	Goldman Sachs SP (Asia) – CC Bank Euro Put Wts Aug 2016 B	2016/08/24	2016/08/31
26683	Goldman Sachs SP (Asia) – China Life Euro Wts Aug 2016 C	2016/08/24	2016/08/31
25604	Goldman Sachs SP (Asia) – China Mobile Eu Put Wts Aug 2016 A	2016/08/24	2016/08/31
21414	Goldman Sachs SP (Asia) – CSOP A50 ETF Euro Wts Aug 2016 A	2016/08/24	2016/08/31
25336	Goldman Sachs SP (Asia) – Galaxy Ent European Wts Aug 2016 A	2016/08/24	2016/08/31
27770	Goldman Sachs SP (Asia) – HSBC European Put Wts Aug 2016 B	2016/08/24	2016/08/31
26039	Goldman Sachs SP (Asia) – HSCEI European Put Wts Aug 2016 B	2016/08/24	2016/08/31
24639	Goldman Sachs SP (Asia) – HSCEI European Warrants Aug 2016 A	2016/08/24	2016/08/31
26413	Goldman Sachs SP (Asia) – HSCEI European Warrants Aug 2016 C	2016/08/24	2016/08/31
26036	Goldman Sachs SP (Asia) – HSI European Put Wts Aug 2016 C	2016/08/24	2016/08/31
26362	Goldman Sachs SP (Asia) – HSI European Put Wts Aug 2016 E	2016/08/24	2016/08/31
26532	Goldman Sachs SP (Asia) – HSI European Put Wts Aug 2016 F	2016/08/24	2016/08/31
27596	Goldman Sachs SP (Asia) – HSI European Put Wts Aug 2016 I	2016/08/24	2016/08/31
25948	Goldman Sachs SP (Asia) – HSI European Warrants Aug 2016 A	2016/08/24	2016/08/31
25949	Goldman Sachs SP (Asia) – HSI European Warrants Aug 2016 B	2016/08/24	2016/08/31
26092	Goldman Sachs SP (Asia) – HSI European Warrants Aug 2016 D	2016/08/24	2016/08/31
26987	Goldman Sachs SP (Asia) – HSI European Warrants Aug 2016 G	2016/08/24	2016/08/31
27286	Goldman Sachs SP (Asia) – HSI European Warrants Aug 2016 H	2016/08/24	2016/08/31
26103	Goldman Sachs Sp (Asia) – ICBC European Warrants Aug 2016 A	2016/08/24	2016/08/31
25606	Goldman Sachs SP (Asia) – Ping An Euro Put Wts Aug 2016 E	2016/08/24	2016/08/31
26358	Goldman Sachs SP (Asia) – Stanchart European Wts Aug 2016 A	2016/08/24	2016/08/31
27449	Goldman Sachs SP (Asia) – Stanchart European Wts Aug 2016 B	2016/08/24	2016/08/31

List of expired derivative warrants, 2016 (continued)

Code	Warrant	Last trading date	Delisted date
26899	Haitong Int'l Sec – Galaxy Ent European Warrants Aug 2016 A	2016/08/24	2016/08/31
26774	Haitong Int'l Sec – HSBC European Warrants Aug 2016 A	2016/08/24	2016/08/31
26200	HK Bank – HSCEI European Warrants Aug 2016 A	2016/08/24	2016/08/31
26142	HK Bank – HSI European Put Warrants Aug 2016 B	2016/08/24	2016/08/31
26491	HK Bank – HSI European Put Warrants Aug 2016 D	2016/08/24	2016/08/31
27828	HK Bank – HSI European Put Warrants Aug 2016 F	2016/08/24	2016/08/31
25959	HK Bank – HSI European Warrants Aug 2016 A	2016/08/24	2016/08/31
26201	HK Bank – HSI European Warrants Aug 2016 C	2016/08/24	2016/08/31
26559	HK Bank – HSI European Warrants Aug 2016 E	2016/08/24	2016/08/31
17740	J P Morgan SP BV – A50 China European Put Wts Aug 2016 B	2016/08/24	2016/08/31
25698	J P Morgan SP BV – HSI European Put Warrants Aug 2016 C	2016/08/24	2016/08/31
25946	J P Morgan SP BV – HSI European Put Warrants Aug 2016 F	2016/08/24	2016/08/31
27821	J P Morgan SP BV – HSI European Put Warrants Aug 2016 G	2016/08/24	2016/08/31
24167	J P Morgan SP BV – HSI European Warrants Aug 2016 A	2016/08/24	2016/08/31
25236	J P Morgan SP BV – HSI European Warrants Aug 2016 B	2016/08/24	2016/08/31
25787	J P Morgan SP BV – HSI European Warrants Aug 2016 D	2016/08/24	2016/08/31
25902	J P Morgan SP BV – HSI European Warrants Aug 2016 E	2016/08/24	2016/08/31
25947	J P Morgan SP BV – Sinopec Corp European Warrants Aug 2016 B	2016/08/24	2016/08/31
21262	Macquarie Bank Ltd. – Sh Electric European Wts Aug 2016 A	2016/08/24	2016/08/31
26393	SGA Societe Generale Acceptance N.V. – HSCEI Eu Wt Aug 2016A	2016/08/24	2016/08/31
24107	SGA Societe Generale Acceptance N.V. – HSI Eur Wt Aug 2016 A	2016/08/24	2016/08/31
26585	SGA Societe Generale Acceptance N.V. – HSI Eur Wt Aug 2016 D	2016/08/24	2016/08/31
26747	SGA Societe Generale Acceptance N.V. – HSI Eur Wt Aug 2016 E	2016/08/24	2016/08/31
24429	SGA Societe Generale Acceptance N.V. -HSI Eu Put Wt Aug 16 B	2016/08/24	2016/08/31
25917	SGA Societe Generale Acceptance N.V. -HSI Eu Put Wt Aug 16 C	2016/08/24	2016/08/31
18235	Standard Chartered Bank – A50 China Euro Put Wts Aug 2016 B	2016/08/24	2016/08/31
15958	Standard Chartered Bank – BOCL European Warrants Aug 2016 A	2016/08/24	2016/08/31
26320	UBS AG – HSI European Put Warrants Aug 2016 B	2016/08/24	2016/08/31
27666	UBS AG – HSI European Put Warrants Aug 2016 C	2016/08/24	2016/08/31
26319	UBS AG – HSI European Warrants Aug 2016 A	2016/08/24	2016/08/31
27760	UBS AG – HSI European Warrants Aug 2016 D	2016/08/24	2016/08/31
27914	UBS AG – HSI European Warrants Aug 2016 E	2016/08/24	2016/08/31
28120	UBS AG – HSI European Warrants Aug 2016 F	2016/08/24	2016/08/31
26237	BOCI Asia Ltd. – Sands China European Warrants Aug 2016 B	2016/08/25	2016/09/01
26303	Credit Suisse AG – BOCL European Warrants Aug 2016 A	2016/08/25	2016/09/01
24900	Credit Suisse AG – CC Bank European Warrants Aug 2016 A	2016/08/25	2016/09/01
26269	Credit Suisse AG – CKP European Warrants Aug 2016 A	2016/08/25	2016/09/01
26355	Credit Suisse AG – CSOP A50 ETF European Warrants Aug 2016 D	2016/08/25	2016/09/01
26314	Credit Suisse AG – Ping An European Warrants Aug 2016 F	2016/08/25	2016/09/01
26555	Goldman Sachs SP (Asia) – A50 China European Wts Aug 2016 D	2016/08/25	2016/09/01
23113	Goldman Sachs SP (Asia) – BOCL European Warrants Aug 2016 A	2016/08/25	2016/09/01
27270	Goldman Sachs SP (Asia) – CC Bank European Wts Aug 2016 D	2016/08/25	2016/09/01
23599	Goldman Sachs SP (Asia) – Chi Res Land Euro Wts Aug 2016 A	2016/08/25	2016/09/01
25531	Goldman Sachs SP (Asia) – China Life Euro Wts Aug 2016 A	2016/08/25	2016/09/01
25182	Goldman Sachs SP (Asia) – Fosun Intl European Wts Aug 2016 A	2016/08/25	2016/09/01
26255	Goldman Sachs SP (Asia) – Kingsoft European Wts Aug 2016 A	2016/08/25	2016/09/01
25536	Goldman Sachs SP (Asia) – Minsheng Bank Euro Wts Aug 2016 A	2016/08/25	2016/09/01
25538	Goldman Sachs SP (Asia) – PetroChina European Wts Aug 2016 A	2016/08/25	2016/09/01
25532	Goldman Sachs SP (Asia) – Ping An European Wts Aug 2016 D	2016/08/25	2016/09/01
25529	Goldman Sachs SP (Asia) – Sands China Euro Wts Aug 2016 A	2016/08/25	2016/09/01
18772	HK Bank – Agricultural Bank European Warrants Aug 2016 A	2016/08/25	2016/09/01
26599	HK Bank – Agricultural Bank European Warrants Aug 2016 B	2016/08/25	2016/09/01
25347	HK Bank – AIA European Warrants Aug 2016 A	2016/08/25	2016/09/01
25967	HK Bank – AIA European Warrants Aug 2016 B	2016/08/25	2016/09/01
13045	HK Bank – BOCL European Warrants Aug 2016 A	2016/08/25	2016/09/01
17761	HK Bank – BOCL European Warrants Aug 2016 B	2016/08/25	2016/09/01
25551	HK Bank – BOCL European Warrants Aug 2016 C	2016/08/25	2016/09/01
18787	HK Bank – CC Bank European Warrants Aug 2016 A	2016/08/25	2016/09/01
24101	HK Bank – CC Bank European Warrants Aug 2016 B	2016/08/25	2016/09/01
25895	HK Bank – CC Bank European Warrants Aug 2016 C	2016/08/25	2016/09/01
24556	HK Bank – China Shenhua European Warrants Aug 2016 A	2016/08/25	2016/09/01
22115	HK Bank – Ping An European Warrants Aug 2016 A	2016/08/25	2016/09/01
26475	HK Bank – Ping An European Warrants Aug 2016 B	2016/08/25	2016/09/01
13258	HK Bank – Sands China European Warrants Aug 2016 A	2016/08/25	2016/09/01
25353	HK Bank – Sands China European Warrants Aug 2016 B	2016/08/25	2016/09/01
26517	HK Bank – Stanchart European Warrants Aug 2016 A	2016/08/25	2016/09/01
22297	J P Morgan SP BV – Ali Health European Warrants Aug 2016 A	2016/08/25	2016/09/01
25619	J P Morgan SP BV – PetroChina European Warrants Aug 2016 C	2016/08/25	2016/09/01
17878	Nomura Int'l plc – A50 China European Put Wts Aug 2016 A	2016/08/25	2016/09/01
26318	UBS AG – Stanchart European Warrants Aug 2016 A	2016/08/25	2016/09/01
26582	Goldman Sachs SP (Asia) – CHALCO European Wts Sep 2016 A	2016/08/26	2016/09/02
26805	Goldman Sachs SP (Asia) – Chi Res Land Euro Wts Sep 2016 A	2016/08/26	2016/09/02
26686	Goldman Sachs SP (Asia) – China Life Euro Wts Sep 2016 A	2016/08/26	2016/09/02
24987	J P Morgan SP BV – AIA European Warrants Sep 2016 A	2016/08/26	2016/09/02
23256	J P Morgan SP BV – Anta Sports European Warrants Sep 2016 A	2016/08/26	2016/09/02
26229	J P Morgan SP BV – BJ Ent Water European Warrants Sep 2016 A	2016/08/26	2016/09/02
24150	J P Morgan SP BV – China Life European Warrants Sep 2016 A	2016/08/26	2016/09/02
26389	J P Morgan SP BV – China Life European Warrants Sep 2016 C	2016/08/26	2016/09/02
20782	J P Morgan SP BV – China Railway European Wts Sep 2016 A	2016/08/26	2016/09/02
12164	J P Morgan SP BV – CRRC European Warrants Sep 2016 A	2016/08/26	2016/09/02
25859	J P Morgan SP BV – HSBC European Put Warrants Sep 2016 B	2016/08/26	2016/09/02
26152	J P Morgan SP BV – HSBC European Warrants Sep 2016 C	2016/08/26	2016/09/02
25702	J P Morgan SP BV – PetroChina European Put Warrants Sep 16 A	2016/08/26	2016/09/02
26015	J P Morgan SP BV – Ping An European Put Warrants Sep 2016 B	2016/08/26	2016/09/02
22168	J P Morgan SP BV – Ping An European Warrants Sep 2016 A	2016/08/26	2016/09/02
26411	J P Morgan SP BV – Ping An European Warrants Sep 2016 C	2016/08/26	2016/09/02
25320	J P Morgan SP BV – Stanchart European Warrants Sep 2016 A	2016/08/26	2016/09/02

List of expired derivative warrants, 2016 (continued)

Code	Warrant	Last trading date	Delisted date
27888	J P Morgan SP BV – Tencent European Warrants Sep 2016 A	2016/08/26	2016/09/02
29544	BNP Paribas Arbit Issu B.V. – A50 China Euro Put Wt Sep 16 A	2016/08/29	2016/09/05
20733	BNP Paribas Arbit Issu B.V. – AIA European Wts Sep 2016 A	2016/08/29	2016/09/05
26693	BNP Paribas Arbit Issu B.V. – AIA European Wts Sep 2016 B	2016/08/29	2016/09/05
22206	BNP Paribas Arbit Issu B.V. – Avichina European Wts Sep16A	2016/08/29	2016/09/05
22202	BNP Paribas Arbit Issu B.V. – BBMG European Wts Sep 2016 A	2016/08/29	2016/09/05
17500	BNP Paribas Arbit Issu B.V. – BOCL European Wts Sep 2016 A	2016/08/29	2016/09/05
25255	BNP Paribas Arbit Issu B.V. – BOCL European Wts Sep 2016 B	2016/08/29	2016/09/05
21144	BNP Paribas Arbit Issu B.V. – Ch Railway Euro Wts Sep 2016 A	2016/08/29	2016/09/05
19830	BNP Paribas Arbit Issu B.V. – Ch Shenhua Euro Wts Sep 2016 A	2016/08/29	2016/09/05
18110	BNP Paribas Arbit Issu B.V. – China Life Euro Wts Sep 2016 A	2016/08/29	2016/09/05
25231	BNP Paribas Arbit Issu B.V. – China Life Euro Wts Sep 2016 B	2016/08/29	2016/09/05
20618	BNP Paribas Arbit Issu B.V. – CSOP A50 ETF Eu Wts Sep 2016 A	2016/08/29	2016/09/05
29185	BNP Paribas Arbit Issu B.V. – Esprit European Wts Sep 2016 A	2016/08/29	2016/09/05
25726	BNP Paribas Arbit Issu B.V. – HSBC Euro Put Wts Sep 2016 B	2016/08/29	2016/09/05
25595	BNP Paribas Arbit Issu B.V. – HSBC European Wts Sep 2016 A	2016/08/29	2016/09/05
26521	BNP Paribas Arbit Issu B.V. – HSBC European Wts Sep 2016 C	2016/08/29	2016/09/05
21386	BNP Paribas Arbit Issu B.V. – Longfor PPT Euro Wt Sep 2016 A	2016/08/29	2016/09/05
22657	BNP Paribas Arbit Issu B.V. – Ping An European Wt Sep 2016 A	2016/08/29	2016/09/05
26426	BNP Paribas Arbit Issu B.V. – Ping An European Wt Sep 2016 B	2016/08/29	2016/09/05
27481	BNP Paribas Arbit Issu B.V. – Stanchart Euro Wts Sep 2016 A	2016/08/29	2016/09/05
26428	BNP Paribas Arbit Issu B.V. – Zijin Mining Eu Wts Sep 2016 A	2016/08/29	2016/09/05
26567	BOCI Asia Ltd. – HSBC European Put Warrants Sep 2016 C	2016/08/29	2016/09/05
26806	Goldman Sachs SP (Asia) – Agri Bk European Wts Sep 2016 B	2016/08/29	2016/09/05
26872	Goldman Sachs SP (Asia) – HSBC European Put Wts Sep 2016 D	2016/08/29	2016/09/05
26159	Goldman Sachs SP (Asia) – HSBC European Warrants Sep 2016 A	2016/08/29	2016/09/05
26452	Goldman Sachs SP (Asia) – HSBC European Warrants Sep 2016 B	2016/08/29	2016/09/05
25445	HK Bank – Stanchart European Warrants Sep 2016 A	2016/08/29	2016/09/05
26327	J P Morgan SP BV – AIA European Warrants Sep 2016 B	2016/08/29	2016/09/05
24015	J P Morgan SP BV – Anton Oilfield European Wts Sep 2016 A	2016/08/29	2016/09/05
25152	J P Morgan SP BV – CC Bank European Wts Sep 2016 A	2016/08/29	2016/09/05
23041	J P Morgan SP BV – Chi Res Land European Warrants Sep 2016 A	2016/08/29	2016/09/05
21945	J P Morgan SP BV – China COSCO European Warrants Sep 2016 A	2016/08/29	2016/09/05
25688	J P Morgan SP BV – China Life European Warrants Sep 2016 B	2016/08/29	2016/09/05
25823	J P Morgan SP BV – CITIC Bank European Warrants Sep 2016 A	2016/08/29	2016/09/05
21682	J P Morgan SP BV – CM Bank European Warrants Sep 2016 A	2016/08/29	2016/09/05
19026	J P Morgan SP BV – CSOP A50 ETF European Warrants Sep 2016 A	2016/08/29	2016/09/05
24988	J P Morgan SP BV – HSBC European Warrants Sep 2016 A	2016/08/29	2016/09/05
25159	J P Morgan SP BV – ICBC European Warrants Sep 2016 A	2016/08/29	2016/09/05
25690	J P Morgan SP BV – Sands China European Warrants Sep 2016 A	2016/08/29	2016/09/05
26363	Macquarie Bank Ltd. – AIA European Warrants Sep 2016 A	2016/08/29	2016/09/05
25115	Macquarie Bank Ltd. – Anhui Conch European Wts Sep 2016 A	2016/08/29	2016/09/05
24594	Macquarie Bank Ltd. – BankComm European Warrants Sep 2016 A	2016/08/29	2016/09/05
26148	Macquarie Bank Ltd. – BOCL European Warrants Sep 2016 A	2016/08/29	2016/09/05
25375	Macquarie Bank Ltd. – Chi Res Land European Wts Sep 2016 A	2016/08/29	2016/09/05
25784	Macquarie Bank Ltd. – China Life European Wts Sep 2016 A	2016/08/29	2016/09/05
21357	Macquarie Bank Ltd. – China Mengniu European Wts Sep 2016 A	2016/08/29	2016/09/05
26118	Macquarie Bank Ltd. – China Overseas European Put Wts Sep16A	2016/08/29	2016/09/05
27386	Macquarie Bank Ltd. – CITIC European Warrants Sep 2016 A	2016/08/29	2016/09/05
24589	Macquarie Bank Ltd. – CITIC Sec European Warrants Sep 2016 A	2016/08/29	2016/09/05
25212	Macquarie Bank Ltd. – CNOOC European Put Warrants Sep 2016 A	2016/08/29	2016/09/05
25763	Macquarie Bank Ltd. – CNOOC European Warrants Sep 2016 B	2016/08/29	2016/09/05
26474	Macquarie Bank Ltd. – HSBC European Put Warrants Sep 2016 A	2016/08/29	2016/09/05
26608	Macquarie Bank Ltd. – HSBC European Warrants Sep 2016 B	2016/08/29	2016/09/05
25844	Macquarie Bank Ltd. – ICBC European Warrants Sep 2016 A	2016/08/29	2016/09/05
26496	Macquarie Bank Ltd. – Lenovo European Warrants Sep 2016 A	2016/08/29	2016/09/05
25505	Macquarie Bank Ltd. – New World Dev European Wts Sep 2016 A	2016/08/29	2016/09/05
26042	Macquarie Bank Ltd. – PICC Group European Wts Sep 2016 A	2016/08/29	2016/09/05
24835	Macquarie Bank Ltd. – Ping An European Warrants Sep 2016 A	2016/08/29	2016/09/05
25371	Macquarie Bank Ltd. – Ping An European Warrants Sep 2016 B	2016/08/29	2016/09/05
26240	Macquarie Bank Ltd. – Ping An European Warrants Sep 2016 C	2016/08/29	2016/09/05
26527	Macquarie Bank Ltd. – SHK Ppt European Warrants Sep 2016 A	2016/08/29	2016/09/05
25224	Macquarie Bank Ltd. – Sinopec Corp European Wts Sep 2016 A	2016/08/29	2016/09/05
23988	Macquarie Bank Ltd. – Stanchart European Warrants Sep 2016 A	2016/08/29	2016/09/05
26519	Macquarie Bank Ltd. – Tencent European Warrants Sep 2016 A	2016/08/29	2016/09/05
26542	Macquarie Bank Ltd. – Tencent European Warrants Sep 2016 B	2016/08/29	2016/09/05
26482	Macquarie Bank Ltd. – Agricultural Bk Euro Warrants Sep 2016 A	2016/08/29	2016/09/05
18663	Standard Chartered Bank – Ch Comm Cons Eur Wts Sep 2016 A	2016/08/29	2016/09/05
21748	Standard Chartered Bank – Ping An European Wts Sep 2016 B	2016/08/29	2016/09/05
25642	BOCI Asia Ltd. – CAM CSI300 European Warrants Sep 2016 A	2016/08/30	2016/09/06
26284	BOCI Asia Ltd. – HSBC European Warrants Sep 2016 A	2016/08/30	2016/09/06
25012	BOCI Asia Ltd. – SHK Ppt European Warrants Sep 2016 A	2016/08/30	2016/09/06
26508	Credit Suisse AG – Agricultural Bank European Wts Sep 2016 A	2016/08/30	2016/09/06
26443	Credit Suisse AG – AIA European Put Warrants Sep 2016 B	2016/08/30	2016/09/06
26307	Credit Suisse AG – AIA European Warrants Sep 2016 A	2016/08/30	2016/09/06
26309	Credit Suisse AG – CC Bank European Warrants Sep 2016 A	2016/08/30	2016/09/06
26480	Credit Suisse AG – China Life European Put Wts Sep 2016 B	2016/08/30	2016/09/06
26342	Credit Suisse AG – China Life European Warrants Sep 2016 A	2016/08/30	2016/09/06
26935	Credit Suisse AG – China Mobile European Warrants Sep 2016 A	2016/08/30	2016/09/06
26507	Credit Suisse AG – CITIC European Warrants Sep 2016 A	2016/08/30	2016/09/06
26576	Credit Suisse AG – Galaxy Ent European Warrants Sep 2016 A	2016/08/30	2016/09/06
25409	Credit Suisse AG – GCL-Poly Energy European Wts Sep 2016 A	2016/08/30	2016/09/06
26611	Credit Suisse AG – Geely Auto European Warrants Sep 2016 A	2016/08/30	2016/09/06
26343	Credit Suisse AG – HS H-SHARE European Warrants Sep 2016 A	2016/08/30	2016/09/06
26409	Credit Suisse AG – HSBC European Put Warrants Sep 2016 D	2016/08/30	2016/09/06
25997	Credit Suisse AG – HSBC European Wts Sep 2016 A	2016/08/30	2016/09/06
26323	Credit Suisse AG – HSBC European Wts Sep 2016 B	2016/08/30	2016/09/06

List of expired derivative warrants, 2016 (continued)

Code	Warrant	Last trading date	Delisted date
26408	Credit Suisse AG – HSBC European Wts Sep 2016 C	2016/08/30	2016/09/06
27736	Credit Suisse AG – HSBC European Wts Sep 2016 E	2016/08/30	2016/09/06
24954	Credit Suisse AG – ICBC European Warrants Sep 2016 A	2016/08/30	2016/09/06
26407	Credit Suisse AG – Sands China European Warrants Sep 2016 A	2016/08/30	2016/09/06
26340	Credit Suisse AG – Stanchart European Warrants Sep 2016 A	2016/08/30	2016/09/06
26613	Credit Suisse AG – Stanchart European Warrants Sep 2016 B	2016/08/30	2016/09/06
27372	Goldman Sachs SP (Asia) – China Mobile Euro Wts Sep 2016 B	2016/08/30	2016/09/06
26459	J P Morgan SP BV – BOCL European Warrants Sep 2016 A	2016/08/30	2016/09/06
26467	J P Morgan SP BV – ICBC European Warrants Sep 2016 B	2016/08/30	2016/09/06
26469	J P Morgan SP BV – SPDR Gold Trust European Wts Sep 2016 A	2016/08/30	2016/09/06
28557	J P Morgan SP BV – Tencent European Warrants Sep 2016 C	2016/08/30	2016/09/06
13870	Macquarie Bank Ltd. – Anton Oilfield European Wts Sep 2016 A	2016/08/30	2016/09/06
26620	Macquarie Bank Ltd. – CNOOC European Warrants Sep 2016 C	2016/08/30	2016/09/06
26274	SGA Societe Generale Acceptance N.V. – COVS Eu Wts Sep 2016 A	2016/08/30	2016/09/06
23549	SGA Societe Generale Acceptance N.V. – COVS Eu Wts Sep 2016 B	2016/08/30	2016/09/06
26061	SGA Societe Generale Acceptance N.V. – AIA Eu Put Wt Sep 2016 A	2016/08/30	2016/09/06
21975	SGA Societe Generale Acceptance N.V. – BOCL Eu Wt Sep 2016 A	2016/08/30	2016/09/06
22443	SGA Societe Generale Acceptance N.V. – BOCL Eu Wt Sep 2016 B	2016/08/30	2016/09/06
24537	SGA Societe Generale Acceptance N.V. – CCB Eur Wt Sep 2016 A	2016/08/30	2016/09/06
25728	SGA Societe Generale Acceptance N.V. – CCB Eur Wt Sep 2016 B	2016/08/30	2016/09/06
26631	SGA Societe Generale Acceptance N.V. – Ch Mob Eu Wt Sep 16 A	2016/08/30	2016/09/06
22625	SGA Societe Generale Acceptance N.V. – CMB Eu Wts Sep 2016 A	2016/08/30	2016/09/06
25929	SGA Societe Generale Acceptance N.V. – CP&CC Eu Wt Sep 2016A	2016/08/30	2016/09/06
17309	SGA Societe Generale Acceptance N.V. – HKEX Eu Wt Sep 2016 A	2016/08/30	2016/09/06
25971	SGA Societe Generale Acceptance N.V. – HKEX Eu Wt Sep 2016 B	2016/08/30	2016/09/06
26606	SGA Societe Generale Acceptance N.V. – HSBC Eu Wt Sep 2016 C	2016/08/30	2016/09/06
24538	SGA Societe Generale Acceptance N.V. – ICBC Eu Wt Sep 2016 A	2016/08/30	2016/09/06
25729	SGA Societe Generale Acceptance N.V. – ICBC Eu Wt Sep 2016 B	2016/08/30	2016/09/06
23066	SGA Societe Generale Acceptance N.V. – KECL Eu Wt Sep 2016 A	2016/08/30	2016/09/06
25475	SGA Societe Generale Acceptance N.V. – Petch Eu Wt Sep 2016A	2016/08/30	2016/09/06
26577	SGA Societe Generale Acceptance N.V. – Petch Eu Wt Sep 2016B	2016/08/30	2016/09/06
24543	SGA Societe Generale Acceptance N.V. – SHK P Eu Wt Sep 2016A	2016/08/30	2016/09/06
25566	SGA Societe Generale Acceptance N.V. -CLife Eu Put Wt Sep16B	2016/08/30	2016/09/06
24329	SGA Societe Generale Acceptance N.V. -CLife Eu Wt Sep 2016 A	2016/08/30	2016/09/06
26300	SGA Societe Generale Acceptance N.V. -CLife Eu Wt Sep 2016 C	2016/08/30	2016/09/06
26698	SGA Societe Generale Acceptance N.V. -CLife Eu Wt Sep 2016 D	2016/08/30	2016/09/06
25734	SGA Societe Generale Acceptance N.V. -HSBC Eu Put Wt Sep16 A	2016/08/30	2016/09/06
26069	SGA Societe Generale Acceptance N.V. -HSBC Eu Put Wt Sep16 B	2016/08/30	2016/09/06
21771	SGA Societe Generale Acceptance N.V. -Ping An Eu Wt Sep 16 A	2016/08/30	2016/09/06
22692	SGA Societe Generale Acceptance N.V. -Ping An Eu Wt Sep 16 B	2016/08/30	2016/09/06
25395	SGA Societe Generale Acceptance N.V. -Ping An Eu Wt Sep 16 C	2016/08/30	2016/09/06
25780	SGA Societe Generale Acceptance N.V. -Ping An Eu Wt Sep 16 D	2016/08/30	2016/09/06
25928	SGA Societe Generale Acceptance N.V. -Ping An Eu Wt Sep 16 E	2016/08/30	2016/09/06
24154	SGA Societe Generale Acceptance N.V. -Shenhua Eu Wt Sep 16 A	2016/08/30	2016/09/06
11353	SGA Societe Generale Acceptance N.V. -Tencent Eu Wt Sep 16 B	2016/08/30	2016/09/06
26610	SGA Societe Generale Acceptance N.V. -Tencent Eu Wt Sep 16 C	2016/08/30	2016/09/06
12108	SGA Societe Generale Acceptance N.V.-A50 Ch Eu Put Wt Sep16A	2016/08/30	2016/09/06
24990	SGA Societe Generale Acceptance N.V.-CAM CSI300 Eu Wt Sep16A	2016/08/30	2016/09/06
26114	SGA Societe Generale Acceptance N.V.-Galaxy Ent Eu Wt Sep16A	2016/08/30	2016/09/06
26569	SGA Societe Generale Acceptance N.V.-Galaxy Ent Eu Wt Sep16B	2016/08/30	2016/09/06
18686	SGA Societe Generale Acceptance N.V.-Shimao Ppt Eu Wt Sep16A	2016/08/30	2016/09/06
17070	SGA Societe Generale Acceptance N.V.-Haitong Sec Eu Wt Sep16A	2016/08/30	2016/09/06
21929	SGA Societe Generale Acceptance N.V.-HS H-SH Eu Put Wt Sep16A	2016/08/30	2016/09/06
25992	SGA Societe Generale Acceptance N.V.-HS H-SHARE Eu Wts Sep16B	2016/08/30	2016/09/06
19072	SGA Societe Generale Acceptance N.V.-Tencent Eu Put Wt Sep16A	2016/08/30	2016/09/06
19266	SGA Societe Generale Acceptance NV-CSOP A50 ETF Eu Wt Sep16A	2016/08/30	2016/09/06
22410	SGA Societe Generale Acceptance NV-CSOP A50 ETF Eu Wt Sep16B	2016/08/30	2016/09/06
23408	SGA Societe Generale Acceptance NV-NewWorld Dev Eu Wt Sep16A	2016/08/30	2016/09/06
24259	Standard Chartered Bank -YZ Coal European Wts Sep 2016 A	2016/08/30	2016/09/06
26088	UBS AG – HSBC European Warrants Sep 2016 A	2016/08/30	2016/09/06
26669	Credit Suisse AG – ICBC European Warrants Sep 2016 B	2016/08/31	2016/09/07
26639	J P Morgan SP BV – CKI Holdings European Warrants Sep 2016 A	2016/08/31	2016/09/07
23848	J P Morgan SP BV – Sh Electric European Warrants Sep 2016 A	2016/08/31	2016/09/07
22243	Macquarie Bank Ltd. – Wanda Comm European Warrants Apr 2017A	2016/09/06	2016/09/07
26574	Macquarie Bank Ltd. – Tencent European Put Wts Sep 2016 C	2016/09/02	2016/09/09
19006	Standard Chartered Bank – China Coal European Put Wt Jul 17A	2016/09/08	2016/09/09
17054	Standard Chartered Bank – CKH Euro Put Wt Sep 2016 A	2016/09/02	2016/09/09
19221	Standard Chartered Bank – Nine Dragons Euro Wts Aug 2017 A	2016/09/08	2016/09/09
25490	UBS AG – Sands China European Warrants Sep 2016 A	2016/09/02	2016/09/09
26566	BOCI Asia Ltd. – HSBC European Warrants Sep 2016 B	2016/09/05	2016/09/12
21496	Credit Suisse AG – Ping An European Warrants Sep 2016 A	2016/09/05	2016/09/12
28386	J P Morgan SP BV – China Life European Warrants Sep 2016 E	2016/09/05	2016/09/12
23968	J P Morgan SP BV – HKEX European Warrants Sep 2016 C	2016/09/05	2016/09/12
10357	J P Morgan SP BV – N225 Idx Euro Put Wts Sep 2016 A	2016/09/05	2016/09/12
10355	SGA Societe Generale Acceptance NV-N225 Eu Put Wt Sep 2016 B	2016/09/05	2016/09/12
10353	SGA Societe Generale Acceptance NV-Nikkei 225 Eu Wt Sep 16 A	2016/09/05	2016/09/12
21557	UBS AG – CSOP A50 ETF European Warrants Sep 2016 A	2016/09/05	2016/09/12
10386	UBS AG – Nikkei 225 European Warrants Sep 2016 A	2016/09/05	2016/09/12
10387	UBS AG – Nikkei 225 European Warrants Sep 2016 B	2016/09/05	2016/09/12
24925	BOCI Asia Ltd. – HKEX European Warrants Sep 2016 A	2016/09/06	2016/09/13
26135	J P Morgan SP BV – Geely Auto European Warrants Sep 2016 A	2016/09/12	2016/09/13
26767	J P Morgan SP BV – Samsonite European Warrants Sep 2016 A	2016/09/12	2016/09/13
25507	Macquarie Bank Ltd. – Towngas China European Wts Sep 2016 A	2016/09/06	2016/09/13
26168	UBS AG – HSBC European Warrants Sep 2016 B	2016/09/06	2016/09/13
26650	Goldman Sachs SP (Asia) – HKEX European Warrants Sep 2016 B	2016/09/07	2016/09/14
22403	J P Morgan SP BV – SMIC European Wts Sep 2016 A	2016/09/09	2016/09/19
26276	Bank of East Asia – China Life European Warrants Sep 2016 A	2016/09/12	2016/09/20

List of expired derivative warrants, 2016 (continued)

Code	Warrant	Last trading date	Delisted date
25659	Credit Suisse AG – Ping An European Put Warrants Sep 2016 B	2016/09/12	2016/09/20
25107	Macquarie Bank Ltd. – Techtronic Ind European Wts Sep 2016A	2016/09/12	2016/09/20
25033	Macquarie Bank Ltd. – AAC Acoustic European Wts Sep 2016 A	2016/09/12	2016/09/20
20501	Macquarie Bank Ltd. – Haier Elec European Wts Sep 2016 A	2016/09/12	2016/09/20
26436	UBS AG – AIA European Warrants Sep 2016 B	2016/09/12	2016/09/20
26437	UBS AG – China Life European Warrants Sep 2016 A	2016/09/12	2016/09/20
25798	UBS AG – HKEX European Warrants Sep 2016 A	2016/09/12	2016/09/20
26434	UBS AG – HSBC European Warrants Sep 2016 C	2016/09/12	2016/09/20
22269	Credit Suisse AG – Wanda Comm European Warrants Feb 2017 A	2016/09/20	2016/09/21
23439	HK Bank – Wanda Comm European Warrants Dec 2017 A	2016/09/20	2016/09/21
22309	J P Morgan SP BV – Wanda Comm European Warrants Dec 2017 A	2016/09/20	2016/09/21
22810	J P Morgan SP BV – Wanda Comm European Warrants Sep 2016 A	2016/09/20	2016/09/21
25521	Bank of East Asia – HSBC European Warrants Sep 2016 A	2016/09/14	2016/09/22
21724	Standard Chartered Bank – Ping An Euro Put Wts Sep 2016 A	2016/09/14	2016/09/22
24347	Bank of East Asia – CKH European Warrants Sep 2016 A	2016/09/19	2016/09/26
10367	BNP Paribas Arbit Issu B.V. – EUR/USD Euro Put Wt Sep 2016 B	2016/09/19	2016/09/26
10366	BNP Paribas Arbit Issu B.V. – EUR/USD Euro Wts Sep 2016 A	2016/09/19	2016/09/26
10369	BNP Paribas Arbit Issu B.V. – USD/YEN Eur Put Wts Sep 2016 B	2016/09/19	2016/09/26
10368	BNP Paribas Arbit Issu B.V. – USD/YEN Euro Wts Sep 2016 A	2016/09/19	2016/09/26
10371	BNP Paribas Arbit Issu B.V. – AUD/USD Euro Put Wts Sep 2016 B	2016/09/19	2016/09/26
10370	BNP Paribas Arbit Issu B.V. – AUD/USD European Wts Sep 2016 A	2016/09/19	2016/09/26
21182	BOCI Asia Ltd. – Ping An European Warrants Sep 2016 B	2016/09/19	2016/09/26
26937	Credit Suisse AG – Agricultural Bank European Wts Sep 2016 B	2016/09/19	2016/09/26
27607	Credit Suisse AG – Haitong Sec European Warrants Sep 2016 A	2016/09/19	2016/09/26
28441	Goldman Sachs SP (Asia) – BOCL European Warrants Sep 2016 D	2016/09/19	2016/09/26
19364	Goldman Sachs SP (Asia) – China Railway Euro Wts Sep 2016 A	2016/09/19	2016/09/26
25801	UBS AG – Agricultural Bank European Warrants Sep 2016 A	2016/09/19	2016/09/26
17134	UBS AG – BOCL European Warrants Sep 2016 A	2016/09/19	2016/09/26
28203	UBS AG – BOCL European Warrants Sep 2016 B	2016/09/19	2016/09/26
26166	UBS AG – CAM CSI300 European Warrants Sep 2016 A	2016/09/19	2016/09/26
27874	UBS AG – CC Bank European Warrants Sep 2016 A	2016/09/19	2016/09/26
24188	UBS AG – Ch Comm Cons European Warrants Sep 2016 A	2016/09/19	2016/09/26
28472	UBS AG – ICBC European Warrants Sep 2016 B	2016/09/19	2016/09/26
21733	Bank of East Asia – CITIC European Warrants Sep 2016 A	2016/09/20	2016/09/27
26349	BOCI Asia Ltd. – AIA European Put Warrants Sep 2016 A	2016/09/20	2016/09/27
20670	BOCI Asia Ltd. – BOCL European Warrants Sep 2016 A	2016/09/20	2016/09/27
24394	BOCI Asia Ltd. – BOCL European Warrants Sep 2016 B	2016/09/20	2016/09/27
26047	BOCI Asia Ltd. – Ping An European Put Warrants Sep 2016 C	2016/09/20	2016/09/27
17238	Credit Suisse AG – CNOOC European Warrants Sep 2016 A	2016/09/20	2016/09/27
24624	Goldman Sachs SP (Asia) – CKH European Wts Sep 2016 A	2016/09/20	2016/09/27
27346	Goldman Sachs SP (Asia) – Ping An European Wts Sep 2016 C	2016/09/20	2016/09/27
27134	Haitong Int'l Sec – Sinopec Corp European Wts Sep 2016 A	2016/09/20	2016/09/27
19885	HK Bank – China Railway European Warrants Sep 2016 A	2016/09/20	2016/09/27
22252	HK Bank – HKEX European Warrants Sep 2016 A	2016/09/20	2016/09/27
24337	Standard Chartered Bank – CTel European Warrants Sep 2016 A	2016/09/20	2016/09/27
26207	UBS AG – AIA European Put Warrants Sep 2016 A	2016/09/20	2016/09/27
24041	UBS AG – China EB Int'l European Warrants Sep 2016 A	2016/09/20	2016/09/27
27397	UBS AG – China Mobile European Warrants Sep 2016 A	2016/09/20	2016/09/27
24884	UBS AG – China Unicom European Warrants Sep 2016 A	2016/09/20	2016/09/27
19750	UBS AG – CNOOC European Warrants Sep 2016 A	2016/09/20	2016/09/27
26510	UBS AG – CNOOC European Warrants Sep 2016 B	2016/09/20	2016/09/27
25979	UBS AG – HKEX European Warrants Sep 2016 B	2016/09/20	2016/09/27
27664	UBS AG – HSBC European Put Warrants Sep 2016 E	2016/09/20	2016/09/27
26509	UBS AG – PetroChina European Warrants Sep 2016 A	2016/09/20	2016/09/27
21976	UBS AG – Ping An European Warrants Sep 2016 A	2016/09/20	2016/09/27
18302	BOCI Asia Ltd. – CM Bank European Warrants Sep 2016 A	2016/09/21	2016/09/28
28422	Goldman Sachs SP (Asia) – China Life Euro Wts Sep 2016 C	2016/09/21	2016/09/28
16191	Goldman Sachs SP (Asia) – CRRC European Warrants Sep 2016 A	2016/09/21	2016/09/28
16346	HK Bank – CRRC European Warrants Sep 2016 A	2016/09/21	2016/09/28
29663	UBS AG – China Life European Warrants Sep 2016 B	2016/09/21	2016/09/28
17614	UBS AG – CM Bank European Warrants Sep 2016 A	2016/09/21	2016/09/28
27487	UBS AG – HSBC European Warrants Sep 2016 D	2016/09/21	2016/09/28
25422	UBS AG – ICBC European Warrants Sep 2016 A	2016/09/21	2016/09/28
24928	BOCI Asia Ltd. – Tencent Holdings European Wts Sep 2016 A	2016/09/22	2016/09/29
27788	Goldman Sachs SP (Asia) – CC Bank Euro Put Wts Sep 2016 B	2016/09/22	2016/09/29
27370	Goldman Sachs SP (Asia) – China Mobile Euro Wts Sep 2016 A	2016/09/22	2016/09/29
20806	Goldman Sachs SP (Asia) – HKEX European Warrants Sep 2016 A	2016/09/22	2016/09/29
27793	Goldman Sachs SP (Asia) – ICBC European Put Warrants Sep 2016 C	2016/09/22	2016/09/29
22130	J P Morgan SP BV – Agricultural Bk Euro Warrants Sep 2016 A	2016/09/28	2016/09/29
26596	J P Morgan SP BV – AIA European Warrants Oct 2016 A	2016/09/28	2016/09/29
25860	J P Morgan SP BV – Ch Railway Cons European Wts Sep 2016 A	2016/09/28	2016/09/29
26007	J P Morgan SP BV – CNOOC European Warrants Sep 2016 B	2016/09/28	2016/09/29
11213	J P Morgan SP BV – HSBC European Warrants Oct 2016 C	2016/09/28	2016/09/29
23719	J P Morgan SP BV – Tracker Fund European Warrants Sep 2016 A	2016/09/28	2016/09/29
27439	UBS AG – Link REIT European Warrants Sep 2016 A	2016/09/22	2016/09/29
25922	BNP Paribas Arbit Issu B.V. – HSCEI Euro Put Wts Sep 2016 A	2016/09/23	2016/09/30
26492	BNP Paribas Arbit Issu B.V. – HSCEI European Wts Sep 2016 B	2016/09/23	2016/09/30
23538	BNP Paribas Arbit Issu B.V. – HSI Euro Put Wts Sep 2016 B	2016/09/23	2016/09/30
26668	BNP Paribas Arbit Issu B.V. – HSI Euro Put Wts Sep 2016 D	2016/09/23	2016/09/30
23523	BNP Paribas Arbit Issu B.V. – HSI European Wts Sep 2016 A	2016/09/23	2016/09/30
26667	BNP Paribas Arbit Issu B.V. – HSI European Wts Sep 2016 C	2016/09/23	2016/09/30
26381	BOCI Asia Ltd. – HSCEI European Warrants Sep 2016 A	2016/09/23	2016/09/30
27382	BOCI Asia Ltd. – HSI European Put Warrants Sep 2016 A	2016/09/23	2016/09/30
24811	Credit Suisse AG – BOCL European Warrants Sep 2016 A	2016/09/23	2016/09/30
23201	Credit Suisse AG – Ch Comm Cons European Warrants Sep 2016 A	2016/09/23	2016/09/30
24830	Credit Suisse AG – HSI European Put Warrants Sep 2016 B	2016/09/23	2016/09/30
26444	Credit Suisse AG – HSI European Put Warrants Sep 2016 C	2016/09/23	2016/09/30

List of expired derivative warrants, 2016 (continued)

Code	Warrant	Last trading date	Delisted date
27422	Credit Suisse AG – HSI European Put Warrants Sep 2016 D	2016/09/23	2016/09/30
28129	Credit Suisse AG – HSI European Put Warrants Sep 2016 E	2016/09/23	2016/09/30
24821	Credit Suisse AG – HSI European Warrants Sep 2016 A	2016/09/23	2016/09/30
21421	Goldman Sachs SP (Asia) – A50 China European Wts Sep 2016 A	2016/09/23	2016/09/30
24981	Goldman Sachs SP (Asia) – BEA European Warrants Sep 2016 A	2016/09/23	2016/09/30
27934	Goldman Sachs SP (Asia) – China Life Euro Wts Sep 2016 B	2016/09/23	2016/09/30
26102	Goldman Sachs SP (Asia) – China Vanke European Wts Sep 2016A	2016/09/23	2016/09/30
24276	Goldman Sachs SP (Asia) – Guotai Junani European Wts Sep16 A	2016/09/23	2016/09/30
24980	Goldman Sachs SP (Asia) – HS Bank European Warrants Sep2016A	2016/09/23	2016/09/30
23784	Goldman Sachs SP (Asia) – HS H-SHARE European Wts Sep 2016 A	2016/09/23	2016/09/30
27266	Goldman Sachs SP (Asia) – HSBC European Warrants Sep 2016 E	2016/09/23	2016/09/30
27287	Goldman Sachs SP (Asia) – HSBC European Warrants Sep 2016 F	2016/09/23	2016/09/30
25548	Goldman Sachs SP (Asia) – HSI European Put Wts Sep 2016 A	2016/09/23	2016/09/30
26037	Goldman Sachs SP (Asia) – HSI European Put Wts Sep 2016 B	2016/09/23	2016/09/30
26874	Goldman Sachs SP (Asia) – HSI European Put Wts Sep 2016 F	2016/09/23	2016/09/30
26896	Goldman Sachs SP (Asia) – HSI European Put Wts Sep 2016 G	2016/09/23	2016/09/30
27592	Goldman Sachs SP (Asia) – HSI European Put Wts Sep 2016 H	2016/09/23	2016/09/30
27891	Goldman Sachs SP (Asia) – HSI European Put Wts Sep 2016 I	2016/09/23	2016/09/30
26206	Goldman Sachs SP (Asia) – HSI European Warrants Sep 2016 C	2016/09/23	2016/09/30
26329	Goldman Sachs SP (Asia) – HSI European Warrants Sep 2016 D	2016/09/23	2016/09/30
26756	Goldman Sachs SP (Asia) – HSI European Warrants Sep 2016 E	2016/09/23	2016/09/30
28167	Goldman Sachs SP (Asia) – HSI European Warrants Sep 2016 J	2016/09/23	2016/09/30
26483	Goldman Sachs SP (Asia) – PetroChina European Put Wts Sep16A	2016/09/23	2016/09/30
26897	Goldman Sachs SP (Asia) – Ping An European Wts Sep 2016 A	2016/09/23	2016/09/30
26670	Goldman Sachs SP (Asia) – Stanchart European Wts Sep 2016 A	2016/09/23	2016/09/30
27328	Haitong Int'l Sec – HSBC European Warrants Sep 2016 A	2016/09/23	2016/09/30
26814	Haitong Int'l Sec – Ping An European Warrants Sep 2016 A	2016/09/23	2016/09/30
25627	HK Bank – HSCEI European Put Warrants Sep 2016 A	2016/09/23	2016/09/30
26716	HK Bank – HSCEI European Put Warrants Sep 2016 C	2016/09/23	2016/09/30
26919	HK Bank – HSCEI European Put Warrants Sep 2016 E	2016/09/23	2016/09/30
26489	HK Bank – HSCEI European Warrants Sep 2016 B	2016/09/23	2016/09/30
26736	HK Bank – HSCEI European Warrants Sep 2016 D	2016/09/23	2016/09/30
25625	HK Bank – HSI European Put Warrants Sep 2016 A	2016/09/23	2016/09/30
25969	HK Bank – HSI European Put Warrants Sep 2016 C	2016/09/23	2016/09/30
26485	HK Bank – HSI European Put Warrants Sep 2016 D	2016/09/23	2016/09/30
26717	HK Bank – HSI European Put Warrants Sep 2016 F	2016/09/23	2016/09/30
26915	HK Bank – HSI European Put Warrants Sep 2016 G	2016/09/23	2016/09/30
27111	HK Bank – HSI European Put Warrants Sep 2016 H	2016/09/23	2016/09/30
27112	HK Bank – HSI European Put Warrants Sep 2016 I	2016/09/23	2016/09/30
27562	HK Bank – HSI European Put Warrants Sep 2016 J	2016/09/23	2016/09/30
25960	HK Bank – HSI European Warrants Sep 2016 B	2016/09/23	2016/09/30
26488	HK Bank – HSI European Warrants Sep 2016 E	2016/09/23	2016/09/30
28081	HK Bank – HSI European Warrants Sep 2016 K	2016/09/23	2016/09/30
25785	J P Morgan SP BV – HSCEI European Wts Sep 2016 A	2016/09/23	2016/09/30
26462	J P Morgan SP BV – HSCEI European Wts Sep 2016 B	2016/09/23	2016/09/30
26540	J P Morgan SP BV – HSI European Put Warrants Sep 2016 C	2016/09/23	2016/09/30
26703	J P Morgan SP BV – HSI European Put Warrants Sep 2016 D	2016/09/23	2016/09/30
26849	J P Morgan SP BV – HSI European Put Warrants Sep 2016 F	2016/09/23	2016/09/30
27459	J P Morgan SP BV – HSI European Put Warrants Sep 2016 G	2016/09/23	2016/09/30
28869	J P Morgan SP BV – HSI European Put Warrants Sep 2016 H	2016/09/23	2016/09/30
25686	J P Morgan SP BV – HSI European Warrants Sep 2016 A	2016/09/23	2016/09/30
25901	J P Morgan SP BV – HSI European Warrants Sep 2016 B	2016/09/23	2016/09/30
26788	J P Morgan SP BV – HSI European Warrants Sep 2016 E	2016/09/23	2016/09/30
12130	Macquarie Bank Ltd. – CRRRC European Warrants Sep 2016 A	2016/09/23	2016/09/30
26395	SGA Societe Generale Acceptance N.V. – HSCEI Eu Wt Sep 2016D	2016/09/23	2016/09/30
27044	SGA Societe Generale Acceptance N.V. – HSCEI Eu Wt Sep 2016E	2016/09/23	2016/09/30
24108	SGA Societe Generale Acceptance N.V. – HSI Eur Wt Sep 2016 B	2016/09/23	2016/09/30
26064	SGA Societe Generale Acceptance N.V. – HSI Eur Wt Sep 2016 D	2016/09/23	2016/09/30
26589	SGA Societe Generale Acceptance N.V. – HSI Eur Wt Sep 2016 F	2016/09/23	2016/09/30
26748	SGA Societe Generale Acceptance N.V. – HSI Eur Wt Sep 2016 G	2016/09/23	2016/09/30
26753	SGA Societe Generale Acceptance N.V. – HSI Eur Wt Sep 2016 H	2016/09/23	2016/09/30
24419	SGA Societe Generale Acceptance N.V. -HSCEI Eu Put Wt Sep16A	2016/09/23	2016/09/30
24424	SGA Societe Generale Acceptance N.V. -HSCEI Eu Put Wt Sep16B	2016/09/23	2016/09/30
26131	SGA Societe Generale Acceptance N.V. -HSCEI Eu Put Wt Sep16C	2016/09/23	2016/09/30
23885	SGA Societe Generale Acceptance N.V. -HSI Eu Put Wt Sep 16 A	2016/09/23	2016/09/30
25916	SGA Societe Generale Acceptance N.V. -HSI Eu Put Wt Sep 16 C	2016/09/23	2016/09/30
26399	SGA Societe Generale Acceptance N.V. -HSI Eu Put Wt Sep 16 E	2016/09/23	2016/09/30
25104	UBS AG – HSCEI European Put Warrants Sep 2016 A	2016/09/23	2016/09/30
26003	UBS AG – HSCEI European Put Warrants Sep 2016 D	2016/09/23	2016/09/30
25796	UBS AG – HSCEI European Warrants Sep 2016 B	2016/09/23	2016/09/30
25989	UBS AG – HSCEI European Warrants Sep 2016 C	2016/09/23	2016/09/30
24452	UBS AG – HSI European Put Warrants Sep 2016 A	2016/09/23	2016/09/30
25579	UBS AG – HSI European Put Warrants Sep 2016 C	2016/09/23	2016/09/30
26106	UBS AG – HSI European Put Warrants Sep 2016 H	2016/09/23	2016/09/30
26511	UBS AG – HSI European Put Warrants Sep 2016 J	2016/09/23	2016/09/30
28172	UBS AG – HSI European Put Warrants Sep 2016 K	2016/09/23	2016/09/30
29050	UBS AG – HSI European Put Warrants Sep 2016 L	2016/09/23	2016/09/30
25483	UBS AG – HSI European Warrants Sep 2016 B	2016/09/23	2016/09/30
25803	UBS AG – HSI European Warrants Sep 2016 D	2016/09/23	2016/09/30
25804	UBS AG – HSI European Warrants Sep 2016 E	2016/09/23	2016/09/30
25984	UBS AG – HSI European Warrants Sep 2016 F	2016/09/23	2016/09/30
25986	UBS AG – HSI European Warrants Sep 2016 G	2016/09/23	2016/09/30
26121	UBS AG – HSI European Warrants Sep 2016 I	2016/09/23	2016/09/30
12167	Bank of East Asia – CITIC European Put Warrants Sep 2016 B	2016/09/26	2016/10/03
26198	BOCI Asia Ltd. – CC Bank European Warrants Sep 2016 A	2016/09/26	2016/10/03
19901	BOCI Asia Ltd. – Ping An European Warrants Sep 2016 A	2016/09/26	2016/10/03
27876	Credit Suisse AG – AIA European Warrants Sep 2016 C	2016/09/26	2016/10/03

List of expired derivative warrants, 2016 (continued)

Code	Warrant	Last trading date	Delisted date
28151	Credit Suisse AG – AIA European Warrants Sep 2016 D	2016/09/26	2016/10/03
23369	Credit Suisse AG – China Railway European Warrants Sep 2016A	2016/09/26	2016/10/03
21878	Credit Suisse AG – ChiUnicom European Warrants Sep 2016 A	2016/09/26	2016/10/03
25088	Credit Suisse AG – ChiUnicom European Warrants Sep 2016 B	2016/09/26	2016/10/03
22073	Credit Suisse AG – CKH European Warrants Sep 2016 A	2016/09/26	2016/10/03
26614	Credit Suisse AG – CKI Holdings European Warrants Sep 2016 A	2016/09/26	2016/10/03
26880	Credit Suisse AG – Country Garden European Warrants Sep 16 A	2016/09/26	2016/10/03
17998	Credit Suisse AG – CSOP A50 ETF Euro Put Wts Sep 2016 A	2016/09/26	2016/10/03
27848	Credit Suisse AG – Galaxy Ent European Warrants Sep 2016 B	2016/09/26	2016/10/03
26969	Credit Suisse AG – Geely Auto European Warrants Sep 2016 B	2016/09/26	2016/10/03
19441	Credit Suisse AG – HKEX European Warrants Sep 2016 A	2016/09/26	2016/10/03
25407	Credit Suisse AG – HTSC European Warrants Sep 2016 A	2016/09/26	2016/10/03
21932	Credit Suisse AG – Lenovo European Warrants Sep 2016 A	2016/09/26	2016/10/03
25400	Credit Suisse AG – PICC European Warrants Sep 2016 A	2016/09/26	2016/10/03
24721	Credit Suisse AG – Tencent Holdings European Wts Sep 2016 A	2016/09/26	2016/10/03
26361	Goldman Sachs SP (Asia) – Agri Bk European Wts Sep 2016 A	2016/09/26	2016/10/03
27191	Goldman Sachs SP (Asia) – AIA European Warrants Sep 2016 A	2016/09/26	2016/10/03
27745	Goldman Sachs SP (Asia) – AIA European Warrants Sep 2016 B	2016/09/26	2016/10/03
14637	Goldman Sachs SP (Asia) – BOCL European Warrants Sep 2016 A	2016/09/26	2016/10/03
29927	Goldman Sachs SP (Asia) – BOCL European Warrants Sep 2016 B	2016/09/26	2016/10/03
27272	Goldman Sachs SP (Asia) – BOCL European Warrants Sep 2016 C	2016/09/26	2016/10/03
28034	Goldman Sachs SP (Asia) – CAM CSI300 European Wts Sep 2016 A	2016/09/26	2016/10/03
26977	Goldman Sachs SP (Asia) – CC Bank European Wts Sep 2016 A	2016/09/26	2016/10/03
12417	Goldman Sachs SP (Asia) – Ch Comm Cons Euro Wts Sep 2016 A	2016/09/26	2016/10/03
29271	Goldman Sachs SP (Asia) – CITIC Sec European Wts Sep 2016 A	2016/09/26	2016/10/03
26456	Goldman Sachs SP (Asia) – CKP European Warrants Sep 2016 A	2016/09/26	2016/10/03
26580	Goldman Sachs SP (Asia) – GCL-Poly Energy Euro Wts Sep 16A	2016/09/26	2016/10/03
26651	Goldman Sachs SP (Asia) – HKEX European Warrants Sep 2016 C	2016/09/26	2016/10/03
26617	Goldman Sachs SP (Asia) – HSBC European Warrants Sep 2016 C	2016/09/26	2016/10/03
27699	Goldman Sachs SP (Asia) – HSBC European Warrants Sep 2016 G	2016/09/26	2016/10/03
12493	Goldman Sachs Sp (Asia) – ICBC European Warrants Sep 2016 A	2016/09/26	2016/10/03
27271	Goldman Sachs Sp (Asia) – ICBC European Warrants Sep 2016 B	2016/09/26	2016/10/03
27051	Goldman Sachs SP (Asia) – Kingsoft European Wts Sep 2016 B	2016/09/26	2016/10/03
23625	Goldman Sachs SP (Asia) – NCI European Warrants Sep 2016 A	2016/09/26	2016/10/03
26807	Goldman Sachs SP (Asia) – NCI European Warrants Sep 2016 B	2016/09/26	2016/10/03
27701	Goldman Sachs SP (Asia) – PetroChina European Wts Sep 2016 B	2016/09/26	2016/10/03
24899	Goldman Sachs SP (Asia) – PICC European Warrants Sep 2016 A	2016/09/26	2016/10/03
27343	Goldman Sachs SP (Asia) – Ping An European Wts Sep 2016 B	2016/09/26	2016/10/03
24970	Goldman Sachs SP (Asia) – Ch Overseas European Wts Sep 2016 A	2016/09/26	2016/10/03
26904	Haitong Int'l Sec – AIA European Warrants Sep 2016 A	2016/09/26	2016/10/03
26643	Haitong Int'l Sec – Haitong Sec European Warrants Sep 2016 A	2016/09/26	2016/10/03
26641	Haitong Int'l Sec – HKEX European Warrants Sep 2016 A	2016/09/26	2016/10/03
27588	Haitong Int'l Sec – HSBC European Warrants Sep 2016 B	2016/09/26	2016/10/03
26813	Haitong Int'l Sec – ICBC European Warrants Sep 2016 A	2016/09/26	2016/10/03
26819	Haitong Int'l Sec – PetroChina European Warrants Sep 2016 A	2016/09/26	2016/10/03
22870	HK Bank – A50 China European Warrants Sep 2016 A	2016/09/26	2016/10/03
22781	HK Bank – Agricultural Bank European Warrants Sep 2016 A	2016/09/26	2016/10/03
26827	HK Bank – AIA European Put Warrants Sep 2016 B	2016/09/26	2016/10/03
26825	HK Bank – AIA European Warrants Sep 2016 A	2016/09/26	2016/10/03
16445	HK Bank – BOCL European Warrants Sep 2016 A	2016/09/26	2016/10/03
26477	HK Bank – BOCL European Warrants Sep 2016 B	2016/09/26	2016/10/03
25554	HK Bank – CAM CSI300 European Warrants Sep 2016 A	2016/09/26	2016/10/03
24075	HK Bank – CC Bank European Warrants Sep 2016 A	2016/09/26	2016/10/03
26476	HK Bank – CC Bank European Warrants Sep 2016 B	2016/09/26	2016/10/03
26654	HK Bank – CHALCO European Warrants Sep 2016 A	2016/09/26	2016/10/03
26734	HK Bank – China Life European Warrants Sep 2016 A	2016/09/26	2016/10/03
28000	HK Bank – China Life European Warrants Sep 2016 B	2016/09/26	2016/10/03
27062	HK Bank – China Mobile European Warrants Sep 2016 A	2016/09/26	2016/10/03
24509	HK Bank – China Unicom European Warrants Sep 2016 A	2016/09/26	2016/10/03
26653	HK Bank – CITIC Bank European Warrants Sep 2016 A	2016/09/26	2016/10/03
17817	HK Bank – CM Bank European Warrants Sep 2016 A	2016/09/26	2016/10/03
21050	HK Bank – CNOOC European Warrants Sep 2016 A	2016/09/26	2016/10/03
17226	HK Bank – CRCC European Warrants Sep 2016 A	2016/09/26	2016/10/03
19889	HK Bank – CRCC European Warrants Sep 2016 B	2016/09/26	2016/10/03
21906	HK Bank – Dongfeng Motor European Warrants Sep 2016 A	2016/09/26	2016/10/03
26662	HK Bank – Foxconn European Warrants Sep 2016 A	2016/09/26	2016/10/03
26605	HK Bank – Geely Auto European Warrants Sep 2016 A	2016/09/26	2016/10/03
25441	HK Bank – Haitong Sec European Warrants Sep 2016 A	2016/09/26	2016/10/03
25894	HK Bank – HKEX European Warrants Sep 2016 B	2016/09/26	2016/10/03
24283	HK Bank – ICBC European Warrants Sep 2016 A	2016/09/26	2016/10/03
26672	HK Bank – ICBC European Warrants Sep 2016 B	2016/09/26	2016/10/03
26675	HK Bank – ICBC European Warrants Sep 2016 C	2016/09/26	2016/10/03
19043	HK Bank – Minsheng Bank European Warrants Sep 2016 A	2016/09/26	2016/10/03
25968	HK Bank – PetroChina European Warrants Sep 2016 A	2016/09/26	2016/10/03
26719	HK Bank – PetroChina European Warrants Sep 2016 B	2016/09/26	2016/10/03
19646	HK Bank – Ping An European Warrants Sep 2016 A	2016/09/26	2016/10/03
21574	HK Bank – Ping An European Warrants Sep 2016 B	2016/09/26	2016/10/03
26718	HK Bank – Ping An European Warrants Sep 2016 C	2016/09/26	2016/10/03
27061	HK Bank – Ping An European Warrants Sep 2016 D	2016/09/26	2016/10/03
26720	HK Bank – Sands China European Warrants Sep 2016 A	2016/09/26	2016/10/03
23208	HK Bank – Shanghai Electric European Warrants Sep 2016 A	2016/09/26	2016/10/03
18702	HK Bank – SJM Holdings European Warrants Sep 2016 A	2016/09/26	2016/10/03
25620	HK Bank – Tencent European Put Warrants Sep 2016 B	2016/09/26	2016/10/03
23301	HK Bank – Tencent European Warrants Sep 2016 A	2016/09/26	2016/10/03
26601	HK Bank – Zijin Mining European Warrants Sep 2016 A	2016/09/26	2016/10/03
24069	HK Bank – ZTE European Warrants Sep 2016 A	2016/09/26	2016/10/03
25765	J P Morgan SP BV – CC Bank European Wts Sep 2016 B	2016/09/26	2016/10/03

List of expired derivative warrants, 2016 (continued)

Code	Warrant	Last trading date	Delisted date
28364	J P Morgan SP BV – China Life European Warrants Sep 2016 D	2016/09/26	2016/10/03
17870	J P Morgan SP BV – CNOOC European Warrants Sep 2016 A	2016/09/26	2016/10/03
21697	J P Morgan SP BV – CSOP A50 ETF European Warrants Sep 2016 B	2016/09/26	2016/10/03
21525	J P Morgan SP BV – HKEX European Warrants Sep 2016 A	2016/09/26	2016/10/03
22838	J P Morgan SP BV – HKEX European Warrants Sep 2016 B	2016/09/26	2016/10/03
26457	J P Morgan SP BV – HSBC European Warrants Sep 2016 D	2016/09/26	2016/10/03
19531	J P Morgan SP BV – Minsheng Bank European Wts Sep 2016 A	2016/09/26	2016/10/03
27764	J P Morgan SP BV – Ping An European Warrants Sep 2016 D	2016/09/26	2016/10/03
28421	J P Morgan SP BV – Ping An European Warrants Sep 2016 E	2016/09/26	2016/10/03
28286	J P Morgan SP BV – Tencent European Warrants Sep 2016 B	2016/09/26	2016/10/03
18651	Standard Chartered Bank – A50 China Euro Warrants Sep 2016 A	2016/09/26	2016/10/03
19855	Standard Chartered Bank – Ch Oilfield European Wts Sep 2016A	2016/09/26	2016/10/03
25063	Standard Chartered Bank – China Unicom Euro Wts Sep 2016 A	2016/09/26	2016/10/03
21226	Standard Chartered Bank – HKEX European Warrants Sep 2016 A	2016/09/26	2016/10/03
19803	Standard Chartered Bank – Tracker Fund Euro Wts Sep 2016 A	2016/09/26	2016/10/03
26547	UBS AG – Galaxy Ent European Warrants Sep 2016 A	2016/09/26	2016/10/03
20519	BNP Paribas Arbit Issu B.V. – Ping An European Wt Oct 2016 A	2016/09/27	2016/10/04
26348	BOCI Asia Ltd. – AIA European Warrants Oct 2016 A	2016/09/27	2016/10/04
26289	BOCI Asia Ltd. – CC Bank European Put Warrants Oct 2016 A	2016/09/27	2016/10/04
26784	BOCI Asia Ltd. – CNOOC European Warrants Oct 2016 A	2016/09/27	2016/10/04
27491	BOCI Asia Ltd. – HSBC European Warrants Oct 2016 B	2016/09/27	2016/10/04
25403	Credit Suisse AG – Anhui Conch European Warrants Oct 2016 A	2016/09/27	2016/10/04
29046	Credit Suisse AG – BOC HK European Warrants Oct 2016 A	2016/09/27	2016/10/04
26840	Credit Suisse AG – BOCL European Warrants Oct 2016 A	2016/09/27	2016/10/04
26844	Credit Suisse AG – CNBM European Warrants Oct 2016 A	2016/09/27	2016/10/04
26968	Credit Suisse AG – Galaxy Ent European Put Wts Oct 2016 A	2016/09/27	2016/10/04
19403	Credit Suisse AG – Ping An European Warrants Oct 2016 B	2016/09/27	2016/10/04
26893	Credit Suisse AG – Ping An European Warrants Oct 2016 D	2016/09/27	2016/10/04
28115	Goldman Sachs SP (Asia) – AIA European Warrants Oct 2016 A	2016/09/27	2016/10/04
20209	Goldman Sachs SP (Asia) – Tencent European Wt Oct 2016 B	2016/09/27	2016/10/04
25689	J P Morgan SP BV – BOCL European Warrants Oct 2016 B	2016/09/27	2016/10/04
26705	J P Morgan SP BV – CC Bank Euro Put Wts Oct 2016 B	2016/09/27	2016/10/04
23491	J P Morgan SP BV – CC Bank European Wts Oct 2016 A	2016/09/27	2016/10/04
18970	J P Morgan SP BV – Ch Comm Cons European Warrants Oct 2016 A	2016/09/27	2016/10/04
24044	J P Morgan SP BV – China Gas Hold European Wts Oct 2016 A	2016/09/27	2016/10/04
25669	J P Morgan SP BV – China Life European Put Wts Oct 2016 B	2016/09/27	2016/10/04
24151	J P Morgan SP BV – China Life European Warrants Oct 2016 A	2016/09/27	2016/10/04
26151	J P Morgan SP BV – China Life European Warrants Oct 2016 C	2016/09/27	2016/10/04
21618	J P Morgan SP BV – China Mob European Put Wts Oct 2016 A	2016/09/27	2016/10/04
27078	J P Morgan SP BV – China Mob European Wts Oct 2016 B	2016/09/27	2016/10/04
24305	J P Morgan SP BV – China Unicom European Warrants Oct 2016 A	2016/09/27	2016/10/04
23489	J P Morgan SP BV – CITIC Bank European Warrants Oct 2016 A	2016/09/27	2016/10/04
23967	J P Morgan SP BV – CRRC European Warrants Oct 2016 A	2016/09/27	2016/10/04
17895	J P Morgan SP BV – CSOP A50 ETF Euro Put Wts Oct 2016 A	2016/09/27	2016/10/04
26538	J P Morgan SP BV – Galaxy Ent European Put Wts Oct 2016 B	2016/09/27	2016/10/04
26298	J P Morgan SP BV – Galaxy Ent European Warrants Oct 2016 A	2016/09/27	2016/10/04
24595	J P Morgan SP BV – Guotai Junani European Warrants Oct 2016B	2016/09/27	2016/10/04
25936	J P Morgan SP BV – HKEX European Warrants Oct 2016 A	2016/09/27	2016/10/04
26554	J P Morgan SP BV – HSBC European Put Warrants Oct 2016 B	2016/09/27	2016/10/04
25701	J P Morgan SP BV – HSBC European Warrants Oct 2016 A	2016/09/27	2016/10/04
23253	J P Morgan SP BV – ICBC European Warrants Oct 2016 A	2016/09/27	2016/10/04
27081	J P Morgan SP BV – Kingsoft European Warrants Oct 2016 A	2016/09/27	2016/10/04
25822	J P Morgan SP BV – MTRC European Warrants Oct 2016 A	2016/09/27	2016/10/04
25163	J P Morgan SP BV – PetroChina European Warrants Oct 2016 A	2016/09/27	2016/10/04
25700	J P Morgan SP BV – Ping An European Warrants Oct 2016 B	2016/09/27	2016/10/04
26974	J P Morgan SP BV – Sands China European Put Wts Oct 2016 B	2016/09/27	2016/10/04
26682	J P Morgan SP BV – Sands China European Warrants Oct 2016 A	2016/09/27	2016/10/04
26539	J P Morgan SP BV – Sinopec Corp Eu Put Wt Oct 2016 B	2016/09/27	2016/10/04
23484	J P Morgan SP BV – Sinopec Corp European Warrants Oct 2016 A	2016/09/27	2016/10/04
26388	J P Morgan SP BV – Tencent European Warrants Oct 2016 B	2016/09/27	2016/10/04
26024	Macquarie Bank Ltd. – HKEX European Warrants Oct 2016 B	2016/09/27	2016/10/04
17397	SGA Societe Generale Acceptance N.V. – CNOOC Eu Wt Oct 2016A	2016/09/27	2016/10/04
20902	Standard Chartered Bank – Ch Comm Cons Eur Wts Oct 2016 A	2016/09/27	2016/10/04
27875	UBS AG – Ping An European Warrants Oct 2016 E	2016/09/27	2016/10/04
26473	Bank of East Asia – CNBM European Warrants Oct 2016 A	2016/09/28	2016/10/05
15384	BNP Paribas Arbit Issu B.V. – Sa Sa Int'l Eu Wts Oct 2016 A	2016/09/28	2016/10/05
19715	BNP Paribas Arbit Issu B.V. – A50 China Euro Wts Oct 2016 A	2016/09/28	2016/10/05
21911	BNP Paribas Arbit Issu B.V. – A50 China Euro Wts Oct 2016 B	2016/09/28	2016/10/05
20210	BNP Paribas Arbit Issu B.V. – Anta Sports Euro Wt Oct 2016 A	2016/09/28	2016/10/05
22980	BNP Paribas Arbit Issu B.V. – BOCL European Wts Oct 2016 A	2016/09/28	2016/10/05
25885	BNP Paribas Arbit Issu B.V. – BOCL European Wts Oct 2016 B	2016/09/28	2016/10/05
26757	BNP Paribas Arbit Issu B.V. – CAM CSI300 Euro Wts Oct 2016 A	2016/09/28	2016/10/05
20404	BNP Paribas Arbit Issu B.V. – Ch Comm Cons Eur Wt Oct 2016 A	2016/09/28	2016/10/05
24711	BNP Paribas Arbit Issu B.V. – Ch Unicom Euro Wt Oct 2016 A	2016/09/28	2016/10/05
26524	BNP Paribas Arbit Issu B.V. – China Overseas Eu Wt Oct 2016A	2016/09/28	2016/10/05
26797	BNP Paribas Arbit Issu B.V. – CKI Holdings Euro Wts Oct16A	2016/09/28	2016/10/05
22217	BNP Paribas Arbit Issu B.V. – HKEX European Wts Oct 2016 A	2016/09/28	2016/10/05
25840	BNP Paribas Arbit Issu B.V. – HKEX European Wts Oct 2016 B	2016/09/28	2016/10/05
26758	BNP Paribas Arbit Issu B.V. – HS H-SHARE Euro Wts Oct 2016 A	2016/09/28	2016/10/05
26406	BNP Paribas Arbit Issu B.V. – HSBC European Wts Oct 2016 A	2016/09/28	2016/10/05
27305	BNP Paribas Arbit Issu B.V. – HSBC European Wts Oct 2016 B	2016/09/28	2016/10/05
20802	BNP Paribas Arbit Issu B.V. – ICBC European Wts Oct 2016 A	2016/09/28	2016/10/05
24119	BNP Paribas Arbit Issu B.V. – ICBC European Wts Oct 2016 B	2016/09/28	2016/10/05
25390	BNP Paribas Arbit Issu B.V. – PICC European Wts Oct 2016 A	2016/09/28	2016/10/05
26054	BNP Paribas Arbit Issu B.V. – Ping An Eur Put Wts Oct 2016 B	2016/09/28	2016/10/05
19819	BNP Paribas Arbit Issu B.V. – SJM Holdings Eu Wts Oct 2016 A	2016/09/28	2016/10/05
28278	BNP Paribas Arbit Issu B.V. – Zhaojin Mining Eu Wt Oct2016 A	2016/09/28	2016/10/05

List of expired derivative warrants, 2016 (continued)

Code	Warrant	Last trading date	Delisted date
26292	BOCI Asia Ltd. – ICBC European Warrants Oct 2016 A	2016/09/28	2016/10/05
24795	Credit Suisse AG – Agricultural Bank European Wts Oct 2016 A	2016/09/28	2016/10/05
24803	Credit Suisse AG – BOC HK European Warrants Oct 2016 B	2016/09/28	2016/10/05
27073	Credit Suisse AG – Ch Overseas European Warrants Oct 2016 A	2016/09/28	2016/10/05
29769	Credit Suisse AG – China Life European Warrants Oct 2016 B	2016/09/28	2016/10/05
27075	Credit Suisse AG – CKI Holdings European Warrants Oct 2016 A	2016/09/28	2016/10/05
27389	Credit Suisse AG – Henganintl European Warrants Oct 2016 A	2016/09/28	2016/10/05
26244	Credit Suisse AG – HSBC European Wts Oct 2016 A	2016/09/28	2016/10/05
26838	Credit Suisse AG – Ping An European Warrants Oct 2016 C	2016/09/28	2016/10/05
26966	Credit Suisse AG – Sands China European Warrants Oct 2016 A	2016/09/28	2016/10/05
26108	Credit Suisse AG – Tencent Holdings Euro Put Wts Oct 2016 C	2016/09/28	2016/10/05
28109	Goldman Sachs SP (Asia) – HS H-SHARE European Wts Oct 2016 B	2016/09/28	2016/10/05
15625	HK Bank – BOC HK European Warrants Oct 2016 A	2016/09/28	2016/10/05
27090	HK Bank – Sinopec Corp European Warrants Oct 2016 A	2016/09/28	2016/10/05
11192	J P Morgan SP BV – CITIC European Warrants Oct 2016 A	2016/09/28	2016/10/05
13413	J P Morgan SP BV – CM Bank European Warrants Oct 2016 A	2016/09/28	2016/10/05
23628	J P Morgan SP BV – Guotai Junani European Warrants Oct 2016A	2016/09/28	2016/10/05
25820	J P Morgan SP BV – Henderson Land Dev European Wt Oct 2016 A	2016/09/28	2016/10/05
25824	J P Morgan SP BV – ICBC European Warrants Oct 2016 B	2016/09/28	2016/10/05
26616	J P Morgan SP BV – Stanchart European Warrants Oct 2016 A	2016/09/28	2016/10/05
22507	Macquarie Bank Ltd. – A50 China European Warrants Oct 2016 A	2016/09/28	2016/10/05
26573	Macquarie Bank Ltd. – AIA European Put Warrants Oct 2016 A	2016/09/28	2016/10/05
26833	Macquarie Bank Ltd. – AIA European Warrants Oct 2016 B	2016/09/28	2016/10/05
26078	Macquarie Bank Ltd. – BJ Ent Water European Wts Oct 2016 A	2016/09/28	2016/10/05
24008	Macquarie Bank Ltd. – BOCHK European Warrants Oct 2016 A	2016/09/28	2016/10/05
26790	Macquarie Bank Ltd. – CC Bank European Warrants Oct 2016 A	2016/09/28	2016/10/05
25384	Macquarie Bank Ltd. – Ch Comm Cons European Put Wts Oct16A	2016/09/28	2016/10/05
21101	Macquarie Bank Ltd. – Ch Southern Air Euro Wts Oct 2016 A	2016/09/28	2016/10/05
26829	Macquarie Bank Ltd. – CHALCO European Warrants Oct 2016 A	2016/09/28	2016/10/05
23508	Macquarie Bank Ltd. – Chi Res Power European Wts Oct 2016 A	2016/09/28	2016/10/05
23674	Macquarie Bank Ltd. – China Coal European Wts Oct 2016 A	2016/09/28	2016/10/05
26365	Macquarie Bank Ltd. – China Life European Wts Oct 2016 B	2016/09/28	2016/10/05
26450	Macquarie Bank Ltd. – China Mobile European Put Wts Oct 16 B	2016/09/28	2016/10/05
24587	Macquarie Bank Ltd. – China Mobile European Wts Oct 2016 A	2016/09/28	2016/10/05
21891	Macquarie Bank Ltd. – China Railway European Wts Oct 2016 A	2016/09/28	2016/10/05
26213	Macquarie Bank Ltd. – China Taiping European Wts Oct 2016 A	2016/09/28	2016/10/05
24464	Macquarie Bank Ltd. – China Tel European Warrants Oct 2016 A	2016/09/28	2016/10/05
26891	Macquarie Bank Ltd. – China Unicom European Wts Oct 2016 A	2016/09/28	2016/10/05
25508	Macquarie Bank Ltd. – China Vanke European Warrants Oct 16 A	2016/09/28	2016/10/05
25847	Macquarie Bank Ltd. – CITIC Bank European Wts Oct 2016 A	2016/09/28	2016/10/05
28345	Macquarie Bank Ltd. – CITIC Bank European Wts Oct 2016 B	2016/09/28	2016/10/05
21674	Macquarie Bank Ltd. – CITIC European Warrants Oct 2016 A	2016/09/28	2016/10/05
26820	Macquarie Bank Ltd. – CITIC European Warrants Oct 2016 B	2016/09/28	2016/10/05
26711	Macquarie Bank Ltd. – CKP European Warrants Oct 2016 A	2016/09/28	2016/10/05
27844	Macquarie Bank Ltd. – CM Bank European Warrants Oct 2016 A	2016/09/28	2016/10/05
25753	Macquarie Bank Ltd. – CPIC European Warrants Oct 2016 A	2016/09/28	2016/10/05
19032	Macquarie Bank Ltd. – CRCC European Warrants Oct 2016 A	2016/09/28	2016/10/05
15262	Macquarie Bank Ltd. – CRRG European Warrants Oct 2016 A	2016/09/28	2016/10/05
21246	Macquarie Bank Ltd. – CSOP A50 ETF European Wts Oct 2016 A	2016/09/28	2016/10/05
18322	Macquarie Bank Ltd. – Fosun Intl European Warrants Oct 2016A	2016/09/28	2016/10/05
26260	Macquarie Bank Ltd. – Galaxy Ent European Wts Oct 2016 A	2016/09/28	2016/10/05
26759	Macquarie Bank Ltd. – Geely Auto European Wts Oct 2016 A	2016/09/28	2016/10/05
26060	Macquarie Bank Ltd. – Henganintl European Wts Oct 2016 A	2016/09/28	2016/10/05
26028	Macquarie Bank Ltd. – HSBC European Put Warrants Oct 2016 A	2016/09/28	2016/10/05
27222	Macquarie Bank Ltd. – HSBC European Warrants Oct 2016 B	2016/09/28	2016/10/05
26696	Macquarie Bank Ltd. – Kingsoft European Warrants Oct 2016 A	2016/09/28	2016/10/05
21223	Macquarie Bank Ltd. – MGM China European Warrants Oct 2016 A	2016/09/28	2016/10/05
26224	Macquarie Bank Ltd. – PetroChina European Wts Oct 2016 A	2016/09/28	2016/10/05
26366	Macquarie Bank Ltd. – Ping An European Put Warrants Oct 16 B	2016/09/28	2016/10/05
25806	Macquarie Bank Ltd. – Ping An European Warrants Oct 2016 A	2016/09/28	2016/10/05
26745	Macquarie Bank Ltd. – Samsonite European Warrants Oct 2016 A	2016/09/28	2016/10/05
22227	Macquarie Bank Ltd. – SUNAC European Warrants Oct 2016 A	2016/09/28	2016/10/05
23976	Macquarie Bank Ltd. – Tencent European Put Wts Oct 2016 C	2016/09/28	2016/10/05
26853	Macquarie Bank Ltd. – Tencent European Put Wts Oct 2016 D	2016/09/28	2016/10/05
24677	Macquarie Bank Ltd. – Tencent European Warrants Oct 2016 B	2016/09/28	2016/10/05
26832	Macquarie Bank Ltd. – Tencent European Warrants Oct 2016 C	2016/09/28	2016/10/05
26878	Macquarie Bank Ltd. – Tencent European Warrants Oct 2016 E	2016/09/28	2016/10/05
27058	Macquarie Bank Ltd. – Tencent European Warrants Oct 2016 F	2016/09/28	2016/10/05
25652	Macquarie Bank Ltd. –China Life European Put Warrants Oct16A	2016/09/28	2016/10/05
24966	Macquarie Bank Ltd. –GCL-Poly Energy European Wts Oct 2016 A	2016/09/28	2016/10/05
20765	Macquarie Bank Ltd. –Greatwall Motor European Wts Oct 2016 A	2016/09/28	2016/10/05
28623	UBS AG – Tencent Holdings European Warrants Oct 2016 C	2016/09/28	2016/10/05
24931	Bank of East Asia – PetroChina European Warrants Oct 2016 A	2016/09/29	2016/10/06
20354	BNP Paribas Arbit Issu B.V. – Tencent Eu Put Wt Oct 2016 B	2016/09/29	2016/10/06
20355	BNP Paribas Arbit Issu B.V. – Wynn Macau Euro Wts Oct 2016 A	2016/09/29	2016/10/06
20352	BNP Paribas Arbit Issu B.V. –Tencent Hldgs Eu Wt Oct 2016 A	2016/09/29	2016/10/06
20663	BOCI Asia Ltd. – Tencent Holdings European Wts Oct 2016 A	2016/09/29	2016/10/06
26702	Credit Suisse AG – AIA European Warrants Oct 2016 A	2016/09/29	2016/10/06
27756	Credit Suisse AG – AIA European Warrants Oct 2016 B	2016/09/29	2016/10/06
28232	Credit Suisse AG – BOCL European Warrants Oct 2016 B	2016/09/29	2016/10/06
28231	Credit Suisse AG – CC Bank European Warrants Oct 2016 A	2016/09/29	2016/10/06
26441	Credit Suisse AG – China Cinda European Warrants Oct 2016 A	2016/09/29	2016/10/06
27128	Credit Suisse AG – CITIC Sec European Put Warrants Oct 2016B	2016/09/29	2016/10/06
27126	Credit Suisse AG – CITIC Sec European Warrants Oct 2016 A	2016/09/29	2016/10/06
27123	Credit Suisse AG – GF Sec European Warrants Oct 2016 A	2016/09/29	2016/10/06
26592	Credit Suisse AG – HSBC European Wts Oct 2016 B	2016/09/29	2016/10/06
26612	Credit Suisse AG – HSBC European Wts Oct 2016 C	2016/09/29	2016/10/06

List of expired derivative warrants, 2016 (continued)

Code	Warrant	Last trading date	Delisted date
20135	Credit Suisse AG – Tencent Holdings European Wts Oct 2016 A	2016/09/29	2016/10/06
25999	Credit Suisse AG – Tencent Holdings European Wts Oct 2016 B	2016/09/29	2016/10/06
24646	Goldman Sachs SP (Asia) – Agri Bk European Wts Oct 2016 A	2016/09/29	2016/10/06
28319	J P Morgan SP BV – Kingsoft European Warrants Oct 2016 B	2016/09/29	2016/10/06
25119	J P Morgan SP BV – Tencent European Warrants Oct 2016 A	2016/09/29	2016/10/06
21290	Macquarie Bank Ltd. – HKEX European Warrants Oct 2016 A	2016/09/29	2016/10/06
27314	SG Issuer – Ping An European Warrants Oct 2016 B	2016/09/29	2016/10/06
28309	SG Issuer – Tencent European Warrants Oct 2016 C	2016/09/29	2016/10/06
20705	SGA Societe Generale Acceptance N.V. – AGBK Eu Wt Oct 2016 A	2016/09/29	2016/10/06
24766	SGA Societe Generale Acceptance N.V. – AIA Eur Wt Oct 2016 A	2016/09/29	2016/10/06
25926	SGA Societe Generale Acceptance N.V. – AIA Eur Wt Oct 2016 B	2016/09/29	2016/10/06
27065	SGA Societe Generale Acceptance N.V. – AIA Eur Wt Oct 2016 C	2016/09/29	2016/10/06
15453	SGA Societe Generale Acceptance N.V. – BOCHK Eu Wt Oct 2016A	2016/09/29	2016/10/06
22450	SGA Societe Generale Acceptance N.V. – BOCL Eu Wt Oct 2016 A	2016/09/29	2016/10/06
25476	SGA Societe Generale Acceptance N.V. – BOCL Eu Wt Oct 2016 B	2016/09/29	2016/10/06
22621	SGA Societe Generale Acceptance N.V. – CITBK Eu Wt Oct 16 A	2016/09/29	2016/10/06
15155	SGA Societe Generale Acceptance N.V. – CMB Eu Wts Oct 2016 A	2016/09/29	2016/10/06
17395	SGA Societe Generale Acceptance N.V. – CRCC Eu Wt Oct 2016 A	2016/09/29	2016/10/06
28352	SGA Societe Generale Acceptance N.V. – CRRC Euro Wts Oct 16A	2016/09/29	2016/10/06
25974	SGA Societe Generale Acceptance N.V. – HKEX Eu Put Wt Oct16C	2016/09/29	2016/10/06
21038	SGA Societe Generale Acceptance N.V. – HKEX Eu Wt Oct 2016 A	2016/09/29	2016/10/06
25567	SGA Societe Generale Acceptance N.V. – HKEX Eu Wt Oct 2016 B	2016/09/29	2016/10/06
24769	SGA Societe Generale Acceptance N.V. – HSBC Eu Wt Oct 2016 A	2016/09/29	2016/10/06
25779	SGA Societe Generale Acceptance N.V. – HSBC Eu Wt Oct 2016 B	2016/09/29	2016/10/06
26387	SGA Societe Generale Acceptance N.V. – HSBC Eu Wt Oct 2016 C	2016/09/29	2016/10/06
26550	SGA Societe Generale Acceptance N.V. – HSBC Eu Wt Oct 2016 D	2016/09/29	2016/10/06
26083	SGA Societe Generale Acceptance N.V. – ICBC Eu Put Wt Oct16A	2016/09/29	2016/10/06
23345	SGA Societe Generale Acceptance N.V. – KECL Eu Wt Oct 2016 A	2016/09/29	2016/10/06
23354	SGA Societe Generale Acceptance N.V. – Kingsoft Eu Wt Oct16A	2016/09/29	2016/10/06
26680	SGA Societe Generale Acceptance N.V. – Kingsoft Eu Wt Oct16B	2016/09/29	2016/10/06
20372	SGA Societe Generale Acceptance N.V.- A50 Ch Eu Wt Oct 2016A	2016/09/29	2016/10/06
26802	SGA Societe Generale Acceptance N.V.- A50 Ch Eu Wt Oct 2016B	2016/09/29	2016/10/06
26082	SGA Societe Generale Acceptance N.V. -CCB Euro Put Wt Oct16A	2016/09/29	2016/10/06
22815	SGA Societe Generale Acceptance N.V. -CCCCL Eu Wt Oct 2016 A	2016/09/29	2016/10/06
24121	SGA Societe Generale Acceptance N.V. -CCCCL Eu Wt Oct 2016 B	2016/09/29	2016/10/06
24768	SGA Societe Generale Acceptance N.V. -CLife Eu Wt Oct 2016 A	2016/09/29	2016/10/06
26677	SGA Societe Generale Acceptance N.V. -CLife Eu Wt Oct 2016 B	2016/09/29	2016/10/06
23448	SGA Societe Generale Acceptance N.V. -Link REIT Eu Wt Oct16A	2016/09/29	2016/10/06
19866	SGA Societe Generale Acceptance N.V. -Tencent Eu Wt Oct 16 A	2016/09/29	2016/10/06
25990	SGA Societe Generale Acceptance N.V.-CAM CSI300 Eu Wt Oct16A	2016/09/29	2016/10/06
23342	SGA Societe Generale Acceptance N.V.-Ch Vanke Eu Wts Oct 16A	2016/09/29	2016/10/06
24322	SGA Societe Generale Acceptance N.V.-ChiUnicom Eu Wt Oct16 A	2016/09/29	2016/10/06
26728	SGA Societe Generale Acceptance N.V.-Galaxy Eu Put Wt Oct16A	2016/09/29	2016/10/06
26634	SGA Societe Generale Acceptance N.V.-Stanchart Eu Wt Oct 16C	2016/09/29	2016/10/06
26302	SGA Societe Generale Acceptance N.V.-Stanchart Eu Wt Oct16 B	2016/09/29	2016/10/06
28176	SGA Societe Generale Acceptance N.V.-Stanchart Eu Wt Oct16A	2016/09/29	2016/10/06
26116	SGA Societe Generale Acceptance N.V.-Ping An Eu Put Wt Oct16A	2016/09/29	2016/10/06
26572	SGA Societe Generale Acceptance N.V.-Sands China Eu Wt Oct16A	2016/09/29	2016/10/06
26084	SGA Societe Generale Acceptance N.V.-Tencent Eu Put Wt Oct16B	2016/09/29	2016/10/06
23551	SGA Societe Generale Acceptance NV-Chi Res Land Eu Wt Oct16A	2016/09/29	2016/10/06
21509	SGA Societe Generale Acceptance NV-CSOP A50 ETF Eu Wt Oct16B	2016/09/29	2016/10/06
19707	SGA Societe Generale Acceptance NV-Minsheng Bk Eu Wt Oct16 A	2016/09/29	2016/10/06
26730	SGA Societe Generale Acceptance NV-Sands Ch Eu Put Wt Oct16B	2016/09/29	2016/10/06
27097	Goldman Sachs SP (Asia) – SHK Ppt European Put Wt Oct 2016 A	2016/09/30	2016/10/07
28147	Credit Suisse AG – HSBC European Wts Oct 2016 E	2016/10/03	2016/10/11
17365	Standard Chartered Bank – BOC HK European Wts Oct 2016 A	2016/10/03	2016/10/11
18134	Standard Chartered Bank – CGS European Warrants Oct 2016 A	2016/10/03	2016/10/11
19988	Standard Chartered Bank – China Gas Hold European Wts Oct16A	2016/10/03	2016/10/11
28413	Standard Chartered Bank – CSOP A50 ETF Eu Put Wts Oct 2016 A	2016/10/03	2016/10/11
23556	UBS AG – Wynn Macau European Warrants Oct 2016 A	2016/10/03	2016/10/11
26420	BOCI Asia Ltd. – Agricultural Bk European Wts Oct 2016 A	2016/10/04	2016/10/12
11489	BOCI Asia Ltd. – BOC HK European Warrants Oct 2016 A	2016/10/04	2016/10/12
26295	BOCI Asia Ltd. – ICBC European Put Warrants Oct 2016 B	2016/10/04	2016/10/12
26785	BOCI Asia Ltd. – Sinopec Corp European Warrants Oct 2016 A	2016/10/04	2016/10/12
23651	J P Morgan SP BV – Ch Oilfield Euro Wts Oct 2016 A	2016/10/04	2016/10/12
26085	UBS AG – AIA European Warrants Oct 2016 A	2016/10/04	2016/10/12
26894	UBS AG – CKI Holdings European Warrants Oct 2016 A	2016/10/04	2016/10/12
27189	UBS AG – Galaxy Ent European Warrants Oct 2016 B	2016/10/04	2016/10/12
27542	UBS AG – Sands China European Put Warrants Oct 2016 B	2016/10/04	2016/10/12
26743	UBS AG – Stanchart European Warrants Oct 2016 A	2016/10/04	2016/10/12
28437	BOCI Asia Ltd. – China Life European Warrants Oct 2016 B	2016/10/05	2016/10/13
23063	SGA Societe Generale Acceptance N.V.-Ch Oilfield Eu Wt Oct16A	2016/10/05	2016/10/13
17980	SGA Societe Generale Acceptance NV-CSOP A50 Eu Put Wt Oct16A	2016/10/05	2016/10/13
19777	UBS AG – Tencent Holdings European Warrants Oct 2016 A	2016/10/05	2016/10/13
26416	BOCI Asia Ltd. – Tencent Holdings European Wts Oct 2016 B	2016/10/06	2016/10/14
26019	J P Morgan SP BV – CKP European Warrants Nov 2016 A	2016/10/13	2016/10/14
26390	J P Morgan SP BV – HSI European Warrants Oct 2016 C	2016/10/13	2016/10/14
26526	J P Morgan SP BV – CGN Power European Warrants Oct 2016 A	2016/10/07	2016/10/17
22804	Macquarie Bank Ltd. – China Gas Hold Euro Wts Oct 2016 A	2016/10/07	2016/10/17
21454	BOCI Asia Ltd. – CKH European Warrants Oct 2016 A	2016/10/11	2016/10/18
26417	BOCI Asia Ltd. – CKP European Warrants Oct 2016 A	2016/10/11	2016/10/18
27273	BOCI Asia Ltd. – HSBC European Warrants Oct 2016 A	2016/10/11	2016/10/18
26860	BOCI Asia Ltd. – Sands China European Put Wts Oct 2016 B	2016/10/11	2016/10/18
16951	Credit Suisse AG – CNOOC European Warrants Oct 2016 A	2016/10/11	2016/10/18
28588	Credit Suisse AG – HKEX European Warrants Oct 2016 A	2016/10/11	2016/10/18
27098	Goldman Sachs SP (Asia) – Evergrande European Wts Oct 2016 A	2016/10/11	2016/10/18
27829	Goldman Sachs SP (Asia) – Sands China Euro Wts Oct 2016 A	2016/10/11	2016/10/18

List of expired derivative warrants, 2016 (continued)

Code	Warrant	Last trading date	Delisted date
24467	Macquarie Bank Ltd. – Sinopharm European Warrants Oct 2016 A	2016/10/11	2016/10/18
22311	SGA Societe Generale Acceptance N.V.-Evergrande Eu Wt Oct16 A	2016/10/11	2016/10/18
16926	Standard Chartered Bank – CNOOC European Warrants Oct 2016 A	2016/10/11	2016/10/18
21273	UBS AG – CITIC European Warrants Oct 2016 A	2016/10/11	2016/10/18
20921	UBS AG – CKH European Warrants Oct 2016 A	2016/10/11	2016/10/18
12852	UBS AG – Greatwall Motor European Warrants Oct 2016 A	2016/10/11	2016/10/18
25981	UBS AG – HKEX European Put Warrants Oct 2016 C	2016/10/11	2016/10/18
27095	BOCI Asia Ltd. – Ping An European Warrants Oct 2016 B	2016/10/12	2016/10/19
27225	Haitong Int'l Sec – PetroChina European Warrants Oct 2016 A	2016/10/12	2016/10/19
22676	Macquarie Bank Ltd. – Ch Oilfield European Wts Oct 2016 A	2016/10/12	2016/10/19
21545	Macquarie Bank Ltd. – Digital China European Wts Oct 2016 A	2016/10/12	2016/10/19
27473	UBS AG – CC Bank European Warrants Oct 2016 A	2016/10/13	2016/10/20
27471	UBS AG – HKEX European Warrants Oct 2016 D	2016/10/13	2016/10/20
27420	Bank of East Asia – Tencent Holdings European Put Wts Oct16A	2016/10/14	2016/10/21
21157	Bank of East Asia – Great Wall Motor European Wts Oct 2016 B	2016/10/17	2016/10/24
13298	HK Bank – Ping An European Warrants Oct 2016 A	2016/10/17	2016/10/24
24207	J P Morgan SP BV – A50 China European Warrants Oct 2016 A	2016/10/17	2016/10/24
11206	J P Morgan SP BV – CKI Holdings European Warrants Oct 2016 A	2016/10/17	2016/10/24
25557	Macquarie Bank Ltd. – Evergrande European Wts Oct 2016 A	2016/10/17	2016/10/24
11065	SG Issuer – China Life European Warrants Nov 2016 C	2016/10/21	2016/10/24
22447	SGA Societe Generale Acceptance N.V.- A50 Ch Eu Wt Nov 2016A	2016/10/21	2016/10/24
24574	SGA Societe Generale Acceptance NV-NewWorld Dev Eu Wt Nov16A	2016/10/21	2016/10/24
20687	Standard Chartered Bank – China Railway Euro Wts Oct 2016 A	2016/10/17	2016/10/24
18271	Standard Chartered Bank – Ping An European Wts Oct 2016 A	2016/10/17	2016/10/24
18270	UBS AG – Ping An European Warrants Oct 2016 A	2016/10/17	2016/10/24
28418	Bank of East Asia – Great Wall Motor European Wts Oct 2016 A	2016/10/18	2016/10/25
26045	BOCI Asia Ltd. – HKEX European Warrants Oct 2016 A	2016/10/18	2016/10/25
21732	BOCI Asia Ltd. – Ping An European Put Warrants Oct 2016 A	2016/10/18	2016/10/25
26857	BOCI Asia Ltd. – Sands China European Warrants Oct 2016 A	2016/10/18	2016/10/25
27855	Goldman Sachs SP (Asia) – China Tel European Wts Oct 2016 A	2016/10/18	2016/10/25
28297	Goldman Sachs SP (Asia) – CNOOC European Warrants Oct 2016 A	2016/10/18	2016/10/25
27970	Goldman Sachs SP (Asia) – Galaxy Ent European Wts Oct 2016 A	2016/10/18	2016/10/25
16991	J P Morgan SP BV – CNOOC European Warrants Oct 2016 A	2016/10/18	2016/10/25
27535	Macquarie Bank Ltd. – CKI Holdings European Warrants Oct16 A	2016/10/18	2016/10/25
16248	UBS AG – CNOOC European Warrants Oct 2016 A	2016/10/18	2016/10/25
21635	UBS AG – Evergrande European Warrants Oct 2016 A	2016/10/18	2016/10/25
26706	UBS AG – Galaxy Ent European Put Warrants Oct 2016 A	2016/10/18	2016/10/25
26546	UBS AG – Geely Auto European Warrants Oct 2016 A	2016/10/18	2016/10/25
27775	UBS AG – ICBC European Warrants Oct 2016 A	2016/10/18	2016/10/25
27541	UBS AG – Sands China European Warrants Oct 2016 A	2016/10/18	2016/10/25
24005	UBS AG – SHK Ppt European Warrants Oct 2016 A	2016/10/18	2016/10/25
25977	UBS AG – Tencent Holdings European Warrants Oct 2016 B	2016/10/18	2016/10/25
21444	BOCI Asia Ltd. – Lenovo European Warrants Oct 2016 A	2016/10/19	2016/10/26
28600	Credit Suisse AG – HS H-SHARE European Warrants Oct 2016 A	2016/10/19	2016/10/26
28073	Credit Suisse AG – Ping An European Warrants Oct 2016 E	2016/10/19	2016/10/26
27600	UBS AG – China Tel European Warrants Oct 2016 A	2016/10/19	2016/10/26
27599	UBS AG – HS H-SHARE European Warrants Oct 2016 A	2016/10/19	2016/10/26
28644	Goldman Sachs SP (Asia)-Sinopec Corp European Wts Oct 2016 A	2016/10/20	2016/10/27
26091	UBS AG – China Mobile European Warrants Oct 2016 A	2016/10/20	2016/10/27
27641	UBS AG – China Mobile European Warrants Oct 2016 B	2016/10/20	2016/10/27
28168	UBS AG – CKP European Warrants Oct 2016 A	2016/10/20	2016/10/27
27636	UBS AG – Ping An European Put Warrants Oct 2016 D	2016/10/20	2016/10/27
11138	UBS AG – Sands China European Warrants Oct 2016 C	2016/10/20	2016/10/27
25070	Credit Suisse AG – A50 China European Warrants Oct 2016 B	2016/10/21	2016/10/28
24998	UBS AG – A50 China European Warrants Oct 2016 A	2016/10/21	2016/10/28
27945	UBS AG – China Life European Warrants Oct 2016 A	2016/10/21	2016/10/28
28216	UBS AG – Sinopec Corp European Warrants Oct 2016 A	2016/10/21	2016/10/28
27356	BNP Paribas Arbit Issu B.V. – HSI Euro Put Wts Oct 2016 B	2016/10/24	2016/10/31
27351	BNP Paribas Arbit Issu B.V. – HSI European Wts Oct 2016 A	2016/10/24	2016/10/31
28374	BNP Paribas Arbit Issu B.V. – HSI European Wts Oct 2016 C	2016/10/24	2016/10/31
25192	BOCI Asia Ltd. – HSCEI European Put Warrants Oct 2016 A	2016/10/24	2016/10/31
26384	BOCI Asia Ltd. – HSCEI European Put Warrants Oct 2016 B	2016/10/24	2016/10/31
25713	BOCI Asia Ltd. – HSI European Put Warrants Oct 2016 A	2016/10/24	2016/10/31
27280	BOCI Asia Ltd. – HSI European Warrants Oct 2016 B	2016/10/24	2016/10/31
28131	Credit Suisse AG – HSI European Put Warrants Oct 2016 A	2016/10/24	2016/10/31
18428	Credit Suisse AG – Ping An European Warrants Oct 2016 A	2016/10/24	2016/10/31
18892	Goldman Sachs SP (Asia) – A50 China European Wts Oct 2016 A	2016/10/24	2016/10/31
21301	Goldman Sachs SP (Asia) – A50 China European Wts Oct 2016 B	2016/10/24	2016/10/31
27011	Goldman Sachs SP (Asia) – China Life Euro Wts Oct 2016 A	2016/10/24	2016/10/31
11215	Goldman Sachs SP (Asia) – China Life Euro Wts Oct 2016 C	2016/10/24	2016/10/31
27852	Goldman Sachs SP (Asia) – CITIC Bank European Wts Oct 2016 A	2016/10/24	2016/10/31
26850	Goldman Sachs SP (Asia) – CITIC European Warrants Oct 2016 A	2016/10/24	2016/10/31
27400	Goldman Sachs SP (Asia) – HKEX European Put Wts Oct 2016 B	2016/10/24	2016/10/31
20785	Goldman Sachs SP (Asia) – HKEX European Warrants Oct 2016 A	2016/10/24	2016/10/31
27633	Goldman Sachs SP (Asia) – HS H-SHARE European Wts Oct 2016 A	2016/10/24	2016/10/31
27010	Goldman Sachs SP (Asia) – HSCEI European Put Wts Oct 2016 A	2016/10/24	2016/10/31
27893	Goldman Sachs SP (Asia) – HSI European Put Wts Oct 2016 B	2016/10/24	2016/10/31
28393	Goldman Sachs SP (Asia) – HSI European Put Wts Oct 2016 E	2016/10/24	2016/10/31
29217	Goldman Sachs SP (Asia) – HSI European Put Wts Oct 2016 F	2016/10/24	2016/10/31
27157	Goldman Sachs SP (Asia) – HSI European Warrants Oct 2016 A	2016/10/24	2016/10/31
27894	Goldman Sachs SP (Asia) – HSI European Warrants Oct 2016 C	2016/10/24	2016/10/31
28025	Goldman Sachs SP (Asia) – HSI European Warrants Oct 2016 D	2016/10/24	2016/10/31
26905	Haitong Int'l Sec – AIA European Put Warrants Oct 2016 A	2016/10/24	2016/10/31
27114	HK Bank – HSCEI European Put Warrants Oct 2016 A	2016/10/24	2016/10/31
27827	HK Bank – HSI European Put Warrants Oct 2016 C	2016/10/24	2016/10/31
11226	HK Bank – HSI European Put Warrants Oct 2016 E	2016/10/24	2016/10/31
27177	HK Bank – HSI European Warrants Oct 2016 A	2016/10/24	2016/10/31

List of expired derivative warrants, 2016 (continued)

Code	Warrant	Last trading date	Delisted date
27559	HK Bank – HSI European Warrants Oct 2016 B	2016/10/24	2016/10/31
28080	HK Bank – HSI European Warrants Oct 2016 D	2016/10/24	2016/10/31
21804	HK Bank – Ping An European Put Warrants Oct 2016 B	2016/10/24	2016/10/31
25699	J P Morgan SP BV – HSCEI European Put Warrants Oct 2016 A	2016/10/24	2016/10/31
27054	J P Morgan SP BV – HSCEI European Put Warrants Oct 2016 B	2016/10/24	2016/10/31
26155	J P Morgan SP BV – HSI European Put Warrants Oct 2016 B	2016/10/24	2016/10/31
27394	J P Morgan SP BV – HSI European Put Warrants Oct 2016 E	2016/10/24	2016/10/31
27465	J P Morgan SP BV – HSI European Put Warrants Oct 2016 F	2016/10/24	2016/10/31
26020	J P Morgan SP BV – HSI European Warrants Oct 2016 A	2016/10/24	2016/10/31
27077	J P Morgan SP BV – HSI European Warrants Oct 2016 D	2016/10/24	2016/10/31
11374	Nomura Int'l plc – Ping An European Warrants Oct 2016 A	2016/10/24	2016/10/31
27359	SG Issuer – HSI Euro Put Wts Oct 2016 B	2016/10/24	2016/10/31
27360	SG Issuer – HSI Euro Put Wts Oct 2016 C	2016/10/24	2016/10/31
27321	SG Issuer – HSI European Warrants Oct 2016 A	2016/10/24	2016/10/31
28579	UBS AG – HSI European Put Warrants Oct 2016 B	2016/10/24	2016/10/31
28999	UBS AG – HSI European Put Warrants Oct 2016 C	2016/10/24	2016/10/31
27438	UBS AG – HSI European Warrants Oct 2016 A	2016/10/24	2016/10/31
11660	UBS AG – HSI European Warrants Oct 2016 D	2016/10/24	2016/10/31
21616	Bank of East Asia – CNOOC European Warrants Oct 2016 A	2016/10/25	2016/11/01
26687	BOCI Asia Ltd. – China Life European Warrants Oct 2016 A	2016/10/25	2016/11/01
26235	BOCI Asia Ltd. – Galaxy Ent European Warrants Oct 2016 A	2016/10/25	2016/11/01
27407	BOCI Asia Ltd. – PetroChina European Warrants Oct 2016 A	2016/10/25	2016/11/01
19085	BOCI Asia Ltd. – Tracker Fund European Put Wts Oct 2016 A	2016/10/25	2016/11/01
21419	Credit Suisse AG – A50 China European Warrants Oct 2016 A	2016/10/25	2016/11/01
27923	Credit Suisse AG – China Life European Warrants Oct 2016 A	2016/10/25	2016/11/01
27981	Credit Suisse AG – China Railway European Warrants Oct 2016 A	2016/10/25	2016/11/01
18649	Credit Suisse AG – CNOOC European Put Warrants Oct 2016 B	2016/10/25	2016/11/01
27168	Credit Suisse AG – HSBC European Wts Oct 2016 D	2016/10/25	2016/11/01
20172	Credit Suisse AG – Jiangxi Copper European Wts Oct 2016 A	2016/10/25	2016/11/01
22018	Credit Suisse AG – SHK Ppt European Warrants Oct 2016 A	2016/10/25	2016/11/01
28174	Goldman Sachs SP (Asia) – CC Bank European Wts Oct 2016 A	2016/10/25	2016/11/01
27289	Goldman Sachs SP (Asia) – China Life Euro Wts Oct 2016 B	2016/10/25	2016/11/01
28177	Goldman Sachs Sp (Asia) – ICBC European Warrants Oct 2016 A	2016/10/25	2016/11/01
27380	Goldman Sachs SP (Asia) – PetroChina European Wts Oct 2016 A	2016/10/25	2016/11/01
27708	Goldman Sachs SP (Asia) – Ping An Euro Put Wts Oct 2016 A	2016/10/25	2016/11/01
27931	Goldman Sachs SP (Asia) – Ping An European Wts Oct 2016 B	2016/10/25	2016/11/01
27933	Goldman Sachs SP (Asia) – Ping An European Wts Oct 2016 C	2016/10/25	2016/11/01
21195	Goldman Sachs SP (Asia) – Tencent European Wt Oct 2016 A	2016/10/25	2016/11/01
27811	Haitong Int'l Sec – China Mobile European Put Wts Oct 2016 A	2016/10/25	2016/11/01
27331	Haitong Int'l Sec – China Railway European Warrants Oct 2016 A	2016/10/25	2016/11/01
28786	Haitong Int'l Sec – CSOP A50 ETF European Warrants Oct 2016 A	2016/10/25	2016/11/01
25196	HK Bank – A50 China European Warrants Oct 2016 A	2016/10/25	2016/11/01
27530	HK Bank – AIA European Warrants Oct 2016 A	2016/10/25	2016/11/01
24892	HK Bank – BOCL European Warrants Oct 2016 A	2016/10/25	2016/11/01
27064	HK Bank – China Life European Warrants Oct 2016 A	2016/10/25	2016/11/01
27528	HK Bank – China Mobile European Warrants Oct 2016 A	2016/10/25	2016/11/01
26885	HK Bank – China Overseas European Warrants Oct 2016 A	2016/10/25	2016/11/01
27529	HK Bank – China Tel European Warrants Oct 2016 A	2016/10/25	2016/11/01
25965	HK Bank – CKP European Warrants Oct 2016 A	2016/10/25	2016/11/01
27613	HK Bank – CKP European Warrants Oct 2016 B	2016/10/25	2016/11/01
19925	HK Bank – CM Bank European Warrants Oct 2016 A	2016/10/25	2016/11/01
17076	HK Bank – CNOOC European Warrants Oct 2016 A	2016/10/25	2016/11/01
27525	HK Bank – CNOOC European Warrants Oct 2016 B	2016/10/25	2016/11/01
18899	HK Bank – CSOP A50 ETF European Warrants Oct 2016 A	2016/10/25	2016/11/01
23445	HK Bank – Dongfeng Motor European Warrants Oct 2016 A	2016/10/25	2016/11/01
24894	HK Bank – Galaxy Ent European Warrants Oct 2016 A	2016/10/25	2016/11/01
26556	HK Bank – Galaxy Ent European Warrants Oct 2016 B	2016/10/25	2016/11/01
26558	HK Bank – HKEX European Put Warrants Oct 2016 B	2016/10/25	2016/11/01
15869	HK Bank – HKEX European Warrants Oct 2016 A	2016/10/25	2016/11/01
27175	HK Bank – ICBC European Warrants Oct 2016 A	2016/10/25	2016/11/01
14994	HK Bank – Jiangxi Copper European Warrants Oct 2016 A	2016/10/25	2016/11/01
21438	HK Bank – Lenovo European Warrants Oct 2016 A	2016/10/25	2016/11/01
27560	HK Bank – Minsheng Bank European Warrants Oct 2016 A	2016/10/25	2016/11/01
27109	HK Bank – PetroChina European Warrants Oct 2016 A	2016/10/25	2016/11/01
27622	HK Bank – Ping An European Warrants Oct 2016 C	2016/10/25	2016/11/01
27348	HK Bank – Sinopec Corp European Warrants Oct 2016 B	2016/10/25	2016/11/01
11558	HK Bank – Tencent European Warrants Oct 2016 A	2016/10/25	2016/11/01
25162	J P Morgan SP BV – BOCL European Warrants Oct 2016 A	2016/10/25	2016/11/01
20624	J P Morgan SP BV – China Railway European Wts Oct 2016 A	2016/10/25	2016/11/01
28246	J P Morgan SP BV – CNOOC European Warrants Oct 2016 B	2016/10/25	2016/11/01
25126	J P Morgan SP BV – CSOP A50 ETF European Warrants Oct 2016 A	2016/10/25	2016/11/01
25321	J P Morgan SP BV – Haitong Sec European Warrants Oct 2016 A	2016/10/25	2016/11/01
19789	J P Morgan SP BV – Huaneng Power European Wts Oct 2016 A	2016/10/25	2016/11/01
21790	J P Morgan SP BV – Ping An European Put Warrants Oct 2016 A	2016/10/25	2016/11/01
23620	J P Morgan SP BV – SHK Ppt European Warrants Oct 2016 A	2016/10/25	2016/11/01
28287	J P Morgan SP BV – Tencent European Put Warrants Oct 2016 C	2016/10/25	2016/11/01
28552	J P Morgan SP BV – Tencent European Warrants Oct 2016 D	2016/10/25	2016/11/01
12503	SGA Societe Generale Acceptance N.V. – Greatwall Eu Wt Oct 2016 A	2016/10/25	2016/11/01
21767	Standard Chartered Bank – Lenovo European Wts Oct 2016 A	2016/10/25	2016/11/01
23048	Standard Chartered Bank – SHK P European Warrants Oct 2016 A	2016/10/25	2016/11/01
27668	UBS AG – AIA European Warrants Oct 2016 B	2016/10/25	2016/11/01
27549	UBS AG – CAM CSI300 European Warrants Oct 2016 A	2016/10/25	2016/11/01
27669	UBS AG – China Mobile European Put Warrants Oct 2016 C	2016/10/25	2016/11/01
23429	UBS AG – CSOP A50 ETF European Warrants Oct 2016 A	2016/10/25	2016/11/01
25574	UBS AG – HKEX European Warrants Oct 2016 B	2016/10/25	2016/11/01
21427	UBS AG – Ping An European Put Warrants Oct 2016 B	2016/10/25	2016/11/01
27635	UBS AG – Ping An European Warrants Oct 2016 C	2016/10/25	2016/11/01

List of expired derivative warrants, 2016 (continued)

Code	Warrant	Last trading date	Delisted date
18239	UBS AG – Wynn Macau European Warrants Oct 2016 B	2016/10/25	2016/11/01
24986	J P Morgan SP BV – A50 China European Warrants Nov 2016 A	2016/10/26	2016/11/02
25907	J P Morgan SP BV – Anhui Conch European Warrants Nov 2016 A	2016/10/26	2016/11/02
22306	J P Morgan SP BV – AviChina European Warrants Nov 2016 A	2016/10/26	2016/11/02
27055	J P Morgan SP BV – BankComm European Warrants Nov 2016 A	2016/10/26	2016/11/02
26615	J P Morgan SP BV – CAM CSI300 European Warrants Nov 2016 A	2016/10/26	2016/11/02
26458	J P Morgan SP BV – CC Bank European Wts Nov 2016 A	2016/10/26	2016/11/02
26481	J P Morgan SP BV – Ch Overseas European Warrants Nov 2016 A	2016/10/26	2016/11/02
26676	J P Morgan SP BV – China Life European Warrants Nov 2016 A	2016/10/26	2016/11/02
27738	J P Morgan SP BV – China Mob European Put Wts Nov 2016 B	2016/10/26	2016/11/02
27941	J P Morgan SP BV – China Mob European Wts Nov 2016 C	2016/10/26	2016/11/02
28637	J P Morgan SP BV – CSOP A50 ETF European Warrants Nov 2016 A	2016/10/26	2016/11/02
26823	J P Morgan SP BV – Galaxy Ent European Put Wts Nov 2016 A	2016/10/26	2016/11/02
25940	J P Morgan SP BV – HKEX European Warrants Nov 2016 C	2016/10/26	2016/11/02
20847	J P Morgan SP BV – Lenovo European Warrants Nov 2016 A	2016/10/26	2016/11/02
18309	J P Morgan SP BV – Ping An European Warrants Nov 2016 A	2016/10/26	2016/11/02
27609	J P Morgan SP BV – Sands China European Warrants Nov 2016 B	2016/10/26	2016/11/02
26755	J P Morgan SP BV – Techtronic European Warrants Nov 2016 A	2016/10/26	2016/11/02
11828	UBS AG – HSBC European Put Warrants Nov 2016 F	2016/10/26	2016/11/02
18425	BNP Paribas Arbit Issu B.V. – A50 China Euro Wts Nov 2016 A	2016/10/27	2016/11/03
28912	BNP Paribas Arbit Issu B.V. – A50 China Euro Wts Nov 2016 B	2016/10/27	2016/11/03
20361	BNP Paribas Arbit Issu B.V. – CC Bank Euro Wts Nov 2016 A	2016/10/27	2016/11/03
15982	BNP Paribas Arbit Issu B.V. – Ch Mobile Euro Wts Nov 2016 A	2016/10/27	2016/11/03
27246	BNP Paribas Arbit Issu B.V. – Ch Mobile Euro Wts Nov 2016 B	2016/10/27	2016/11/03
20020	BNP Paribas Arbit Issu B.V. – Ch State Con Eu Wts Nov 2016 A	2016/10/27	2016/11/03
25886	BNP Paribas Arbit Issu B.V. – China Life Euro Wts Nov 2016 A	2016/10/27	2016/11/03
27247	BNP Paribas Arbit Issu B.V. – China Life Euro Wts Nov 2016 B	2016/10/27	2016/11/03
21381	BNP Paribas Arbit Issu B.V. – CITIC Euro Warrants Nov 2016 A	2016/10/27	2016/11/03
27039	BNP Paribas Arbit Issu B.V. – CKP European Warrants Nov 16 A	2016/10/27	2016/11/03
27478	BNP Paribas Arbit Issu B.V. – CNOOC European Wts Nov 2016 A	2016/10/27	2016/11/03
26689	BNP Paribas Arbit Issu B.V. – HKEX Euro Put Wts Nov 2016 A	2016/10/27	2016/11/03
27038	BNP Paribas Arbit Issu B.V. – HLand Dev Euro Wts Nov 2016 A	2016/10/27	2016/11/03
28919	BNP Paribas Arbit Issu B.V. – HS H-SHARE Euro Wts Nov 2016 A	2016/10/27	2016/11/03
20620	BNP Paribas Arbit Issu B.V. – Huaneng Euro Wts Nov 2016 A	2016/10/27	2016/11/03
12146	BNP Paribas Arbit Issu B.V. – Jiangxi Copper Eu Wt Nov 2016A	2016/10/27	2016/11/03
27719	BNP Paribas Arbit Issu B.V. – Minsheng Bk Euro Wt Nov 2016 A	2016/10/27	2016/11/03
27415	BNP Paribas Arbit Issu B.V. – PetroCh Euro Wts Nov 2016 A	2016/10/27	2016/11/03
27480	BNP Paribas Arbit Issu B.V. – Sinopec Corp Eu Wts Nov 2016 A	2016/10/27	2016/11/03
27483	BNP Paribas Arbit Issu B.V. – Stanchart Euro Wts Nov 2016 A	2016/10/27	2016/11/03
27604	BNP Paribas Arbit Issu B.V. – Tencent Hldgs Eu Wt Nov 2016 A	2016/10/27	2016/11/03
26843	Credit Suisse AG – AIA European Put Warrants Nov 2016 A	2016/10/27	2016/11/03
27159	Credit Suisse AG – China Life European Warrants Nov 2016 C	2016/10/27	2016/11/03
27042	Credit Suisse AG – HKEX European Put Warrants Nov 2016 D	2016/10/27	2016/11/03
24776	Credit Suisse AG – HKEX European Warrants Nov 2016 A	2016/10/27	2016/11/03
28595	Credit Suisse AG – Sinopec Corp European Warrants Nov 2016 A	2016/10/27	2016/11/03
29223	Credit Suisse AG – Tencent Holdings European Wts Nov 2016 C	2016/10/27	2016/11/03
27558	Goldman Sachs SP (Asia) – China Mobile Euro Wts Nov 2016 C	2016/10/27	2016/11/03
27930	Goldman Sachs SP (Asia) – HSBC European Warrants Nov 2016 D	2016/10/27	2016/11/03
27749	HK Bank – Sands China European Warrants Nov 2016 A	2016/10/27	2016/11/03
26346	J P Morgan SP BV – AIA European Put Warrants Nov 2016 A	2016/10/27	2016/11/03
27519	J P Morgan SP BV – AIA European Warrants Nov 2016 B	2016/10/27	2016/11/03
23656	J P Morgan SP BV – China EB Int'l European Wts Nov 2016 A	2016/10/27	2016/11/03
21553	J P Morgan SP BV – CKH European Warrants Nov 2016 A	2016/10/27	2016/11/03
26976	J P Morgan SP BV – CKI Holdings European Warrants Nov 2016 A	2016/10/27	2016/11/03
19143	J P Morgan SP BV – Dongfeng Motor European Wts Nov 2016 A	2016/10/27	2016/11/03
26972	J P Morgan SP BV – Galaxy Ent European Put Wts Nov 2016 C	2016/10/27	2016/11/03
26971	J P Morgan SP BV – Galaxy Ent European Warrants Nov 2016 B	2016/10/27	2016/11/03
25858	J P Morgan SP BV – HKEX European Put Wts Nov 2016 B	2016/10/27	2016/11/03
11177	J P Morgan SP BV – HSBC European Put Warrants Nov 2016 D	2016/10/27	2016/11/03
11086	J P Morgan SP BV – HSBC European Warrants Nov 2016 C	2016/10/27	2016/11/03
27520	J P Morgan SP BV – PetroChina European Warrants Nov 2016 A	2016/10/27	2016/11/03
27524	J P Morgan SP BV – Sinopec Corp European Warrants Nov 2016 A	2016/10/27	2016/11/03
18378	J P Morgan SP BV – SJM Holdings European Warrants Nov 2016 A	2016/10/27	2016/11/03
26325	J P Morgan SP BV – Stanchart European Warrants Nov 2016 A	2016/10/27	2016/11/03
28669	Macquarie Bank Ltd. – AIA European Warrants Nov 2016 A	2016/10/27	2016/11/03
22442	Macquarie Bank Ltd. – Ali Health European Warrants Nov 2016A	2016/10/27	2016/11/03
26789	Macquarie Bank Ltd. – BYD European Warrants Nov 2016 A	2016/10/27	2016/11/03
21672	Macquarie Bank Ltd. – Ch Molybdenum European Wts Nov 2016 A	2016/10/27	2016/11/03
26264	Macquarie Bank Ltd. – China Cinda European Wts Nov 2016 A	2016/10/27	2016/11/03
26681	Macquarie Bank Ltd. – China Life European Wts Nov 2016 A	2016/10/27	2016/11/03
27727	Macquarie Bank Ltd. – China Life European Wts Nov 2016 B	2016/10/27	2016/11/03
25450	Macquarie Bank Ltd. – China Mengniu European Wts Nov 2016 A	2016/10/27	2016/11/03
25123	Macquarie Bank Ltd. – China Overseas European Wts Nov 2016 A	2016/10/27	2016/11/03
21892	Macquarie Bank Ltd. – Chow Tai Fook European Wts Nov 2016 A	2016/10/27	2016/11/03
26962	Macquarie Bank Ltd. – CKH European Warrants Nov 2016 A	2016/10/27	2016/11/03
28020	Macquarie Bank Ltd. – Galaxy Ent European Put Wts Nov 2016 A	2016/10/27	2016/11/03
22193	Macquarie Bank Ltd. – Gome European Warrants Nov 2016 A	2016/10/27	2016/11/03
26212	Macquarie Bank Ltd. – Henderson Land Dev Euro Wts Nov 2016 A	2016/10/27	2016/11/03
25805	Macquarie Bank Ltd. – HKEX European Put Warrants Nov 2016 B	2016/10/27	2016/11/03
25782	Macquarie Bank Ltd. – HKEX European Warrants Nov 2016 A	2016/10/27	2016/11/03
27508	Macquarie Bank Ltd. – HSBC European Warrants Nov 2016 A	2016/10/27	2016/11/03
20483	Macquarie Bank Ltd. – Huaneng Power European Wts Nov 2016 A	2016/10/27	2016/11/03
25843	Macquarie Bank Ltd. – ICBC European Warrants Nov 2016 A	2016/10/27	2016/11/03
27203	Macquarie Bank Ltd. – Lenovo European Warrants Nov 2016 A	2016/10/27	2016/11/03
26080	Macquarie Bank Ltd. – NCI European Warrants Nov 2016 A	2016/10/27	2016/11/03
19130	Macquarie Bank Ltd. – Ping An European Warrants Nov 2016 A	2016/10/27	2016/11/03
24469	Macquarie Bank Ltd. – Ping An European Warrants Nov 2016 B	2016/10/27	2016/11/03

List of expired derivative warrants, 2016 (continued)

Code	Warrant	Last trading date	Delisted date
27730	Macquarie Bank Ltd. – Ping An European Warrants Nov 2016 C	2016/10/27	2016/11/03
23447	Macquarie Bank Ltd. – PWR Assets European Wts Nov 2016 A	2016/10/27	2016/11/03
26960	Macquarie Bank Ltd. – Sands China European Wts Nov 2016 A	2016/10/27	2016/11/03
11500	Macquarie Bank Ltd. – Sands China European Wts Nov 2016 B	2016/10/27	2016/11/03
26879	Macquarie Bank Ltd. – SHK Ppt European Put Wts Nov 2016 A	2016/10/27	2016/11/03
25975	Macquarie Bank Ltd. – Sinopec Corp European Wts Nov 2016 A	2016/10/27	2016/11/03
27221	Macquarie Bank Ltd. – Sinopec Corp European Wts Nov 2016 B	2016/10/27	2016/11/03
26245	Macquarie Bank Ltd. – Stanchart European Warrants Nov 2016 A	2016/10/27	2016/11/03
27421	Macquarie Bank Ltd. – Tencent European Put Wts Nov 2016 C	2016/10/27	2016/11/03
27326	Macquarie Bank Ltd. – Tencent European Warrants Nov 2016 A	2016/10/27	2016/11/03
27384	Macquarie Bank Ltd. – Tencent European Warrants Nov 2016 B	2016/10/27	2016/11/03
25213	Macquarie Bank Ltd. -PetroChina European Put Warrants Nov16A	2016/10/27	2016/11/03
22094	SGA Societe Generale Acceptance N.V. – Lenovo Eu Wt Nov 16 A	2016/10/27	2016/11/03
18665	SGA Societe Generale Acceptance N.V. – SJM Hold Eu Wt Nov16A	2016/10/27	2016/11/03
18248	SGA Societe Generale Acceptance N.V. -Ping An Eu Wt Nov 16 A	2016/10/27	2016/11/03
21128	SGA Societe Generale Acceptance N.V. -Tencent Eu Wt Nov 16 A	2016/10/27	2016/11/03
18867	SGA Societe Generale Acceptance NV-CSOP A50 ETF Eu Wt Nov16A	2016/10/27	2016/11/03
27961	Credit Suisse AG – Chi Res Land European Warrants Nov 2016 A	2016/10/28	2016/11/04
26926	Credit Suisse AG – China Life European Warrants Nov 2016 A	2016/10/28	2016/11/04
27964	Credit Suisse AG – CSOP A50 ETF European Warrants Nov 2016 A	2016/10/28	2016/11/04
26006	Credit Suisse AG – HKEX European Put Warrants Nov 2016 B	2016/10/28	2016/11/04
27962	Credit Suisse AG – HSBC European Wts Nov 2016 C	2016/10/28	2016/11/04
25184	Goldman Sachs SP (Asia) – A50 China European Wts Nov 2016 A	2016/10/28	2016/11/04
18021	J P Morgan SP BV – CGS European Warrants Nov 2016 A	2016/10/28	2016/11/04
26590	J P Morgan SP BV – HSBC European Warrants Nov 2016 A	2016/10/28	2016/11/04
26094	J P Morgan SP BV – Sands China European Warrants Nov 2016 A	2016/10/28	2016/11/04
27693	J P Morgan SP BV – Sinopec Corp Eu Put Wt Nov 2016 B	2016/10/28	2016/11/04
27679	SG Issuer – A50 Ch Eu Wt Nov 2016 C	2016/10/28	2016/11/04
27671	SG Issuer – AIA Eu Put Wt Nov 2016 A	2016/10/28	2016/11/04
28261	SG Issuer – AIA European Warrants Nov 2016 B	2016/10/28	2016/11/04
27178	SG Issuer – CCB European Warrants Nov 2016 A	2016/10/28	2016/11/04
27365	SG Issuer – Ch Mob European Warrants Nov 2016 B	2016/10/28	2016/11/04
27672	SG Issuer – Ch Mob European Warrants Nov 2016 C	2016/10/28	2016/11/04
27183	SG Issuer – China Overseas European Put Warrants Nov 2016 B	2016/10/28	2016/11/04
27140	SG Issuer – CKH European Warrants Nov 2016 A	2016/10/28	2016/11/04
27181	SG Issuer – CMob European Put Warrants Nov 2016 A	2016/10/28	2016/11/04
29216	SG Issuer – CMob European Put Warrants Nov 2016 D	2016/10/28	2016/11/04
27551	SG Issuer – CNOOC European Warrants Nov 2016A	2016/10/28	2016/11/04
27185	SG Issuer – CP&CC European Put Warrants Nov 2016 A	2016/10/28	2016/11/04
27252	SG Issuer – CP&CC European Warrants Nov 2016 B	2016/10/28	2016/11/04
27674	SG Issuer – CSOP A50 ETF Eu Wt Nov 2016 B	2016/10/28	2016/11/04
27142	SG Issuer – Galaxy European Put Warrants Nov 2016 D	2016/10/28	2016/11/04
11047	SG Issuer – HKEX European Warrants Nov 2016 B	2016/10/28	2016/11/04
27243	SG Issuer – HS H-SHARE European Warrants Nov 2016 A	2016/10/28	2016/11/04
27677	SG Issuer – HS H-SHARE European Warrants Nov 2016 B	2016/10/28	2016/11/04
27334	SG Issuer – HSBC European Put Warrants Nov 2016 B	2016/10/28	2016/11/04
27665	SG Issuer – HSBC European Put Warrants Nov 2016 C	2016/10/28	2016/11/04
27320	SG Issuer – HSBC European Warrants Nov 2016 A	2016/10/28	2016/11/04
27239	SG Issuer – Petch European Warrants Nov 2016 B	2016/10/28	2016/11/04
27509	SG Issuer – Ping An European Put Warrants Nov 2016 B	2016/10/28	2016/11/04
28312	SG Issuer – Tencent European Put Warrants Nov 2016 B	2016/10/28	2016/11/04
26503	SGA Societe Generale Acceptance N.V – COVS Eu Wts Nov 2016 A	2016/10/28	2016/11/04
26081	SGA Societe Generale Acceptance N.V. – BOCL Eu Put Wt Nov16A	2016/10/28	2016/11/04
26124	SGA Societe Generale Acceptance N.V. – CKP Euro Wts Nov 16 A	2016/10/28	2016/11/04
24019	SGA Societe Generale Acceptance N.V. – CRRC Euro Wts Nov16 A	2016/10/28	2016/11/04
11567	SGA Societe Generale Acceptance N.V. – HKEX Eu Wt Nov 2016 A	2016/10/28	2016/11/04
27046	SGA Societe Generale Acceptance N.V. – Kingsoft Eu Wt Nov16A	2016/10/28	2016/11/04
24575	SGA Societe Generale Acceptance N.V. – Petch Eu Wt Nov 2016A	2016/10/28	2016/11/04
26401	SGA Societe Generale Acceptance N.V. – PICC Eu Wts Nov 2016A	2016/10/28	2016/11/04
26951	SGA Societe Generale Acceptance N.V. – Wynn Eu Wt Nov 2016 A	2016/10/28	2016/11/04
25514	SGA Societe Generale Acceptance N.V.- A50 Ch Eu Wt Nov 2016B	2016/10/28	2016/11/04
27001	SGA Societe Generale Acceptance N.V. -CITIC Sec Eu Wt Nov16A	2016/10/28	2016/11/04
25563	SGA Societe Generale Acceptance N.V. -CLife Eu Wt Nov 2016 A	2016/10/28	2016/11/04
26385	SGA Societe Generale Acceptance N.V. -CLife Eu Wt Nov 2016 B	2016/10/28	2016/11/04
25924	SGA Societe Generale Acceptance N.V.-Galaxy Ent Eu Wt Nov16A	2016/10/28	2016/11/04
26609	SGA Societe Generale Acceptance N.V.-Galaxy Ent Eu Wt Nov16B	2016/10/28	2016/11/04
26947	SGA Societe Generale Acceptance N.V.-Galaxy Ent Eu Wt Nov16C	2016/10/28	2016/11/04
26117	SGA Societe Generale Acceptance N.V.-Sands China Eu Wt Nov16A	2016/10/28	2016/11/04
26950	SGA Societe Generale Acceptance N.V.-Sands China Eu Wt Nov16B	2016/10/28	2016/11/04
26801	SGA Societe Generale Acceptance NV-Chi Res Land Eu Wt Nov16A	2016/10/28	2016/11/04
24675	SGA Societe Generale Acceptance NV-Minsheng Bk Eu Wt Nov 16A	2016/10/28	2016/11/04
26678	SGA Societe Generale Acceptance NV-Minsheng Bk Eu Wt Nov16 B	2016/10/28	2016/11/04
26804	SGA Societe Generale Acceptance NV-Yanzhou Coal Eu Wt Nov16A	2016/10/28	2016/11/04
28469	UBS AG – HSBC European Warrants Nov 2016 E	2016/10/28	2016/11/04
26835	Bank of East Asia – CC Bank European Warrants Nov 2016 A	2016/10/31	2016/11/07
18296	BOCI Asia Ltd. – Ping An European Warrants Nov 2016 A	2016/10/31	2016/11/07
27435	Credit Suisse AG – AIA European Put Warrants Nov 2016 B	2016/10/31	2016/11/07
27424	Credit Suisse AG – China Mobile European Put Wts Nov 2016 B	2016/10/31	2016/11/07
27426	Credit Suisse AG – China Mobile European Warrants Nov 2016 C	2016/10/31	2016/11/07
27683	Credit Suisse AG – CITIC Bank European Warrants Nov 2016 A	2016/10/31	2016/11/07
27436	Credit Suisse AG – CITIC Sec European Put Warrants Nov 2016A	2016/10/31	2016/11/07
27513	Credit Suisse AG – Galaxy Ent European Warrants Nov 2016 A	2016/10/31	2016/11/07
27325	Credit Suisse AG – HSBC European Put Warrants Nov 2016 B	2016/10/31	2016/11/07
28510	Credit Suisse AG – HSBC European Put Warrants Nov 2016 D	2016/10/31	2016/11/07
27324	Credit Suisse AG – HSBC European Wts Nov 2016 A	2016/10/31	2016/11/07
27337	Credit Suisse AG – ICBC European Warrants Nov 2016 A	2016/10/31	2016/11/07
26970	Credit Suisse AG – Kingsoft European Warrants Nov 2016 A	2016/10/31	2016/11/07

List of expired derivative warrants, 2016 (continued)

Code	Warrant	Last trading date	Delisted date
27434	Credit Suisse AG – Ping An European Put Warrants Nov 2016 B	2016/10/31	2016/11/07
27433	Credit Suisse AG – Ping An European Warrants Nov 2016 A	2016/10/31	2016/11/07
27437	Credit Suisse AG – WH Group European Warrants Nov 2016 A	2016/10/31	2016/11/07
27690	Credit Suisse AG – Zijin Mining European Warrants Nov 2016 A	2016/10/31	2016/11/07
27374	Goldman Sachs SP (Asia) – HSBC European Warrants Nov 2016 B	2016/10/31	2016/11/07
27769	Goldman Sachs SP (Asia) – HSBC European Warrants Nov 2016 C	2016/10/31	2016/11/07
26595	J P Morgan SP BV – HSBC European Warrants Nov 2016 B	2016/10/31	2016/11/07
27870	Macquarie Bank Ltd. – CITIC Sec European Warrants Nov 2016 A	2016/10/31	2016/11/07
21317	Standard Chartered Bank – GCL-Poly Energy Eur Wts Nov 2016 A	2016/10/31	2016/11/07
27492	BOCI Asia Ltd. – AIA European Warrants Nov 2016 A	2016/11/01	2016/11/08
27663	BOCI Asia Ltd. – China Mobile European Warrants Nov 2016 B	2016/11/01	2016/11/08
25186	BOCI Asia Ltd. – China Vanke European Warrants Nov 2016 A	2016/11/01	2016/11/08
18632	BOCI Asia Ltd. – CSOP A50 ETF European Warrants Nov 2016 A	2016/11/01	2016/11/08
26856	BOCI Asia Ltd. – Galaxy Ent European Put Warrants Nov 2016 A	2016/11/01	2016/11/08
27994	BOCI Asia Ltd. – HSBC European Warrants Nov 2016 C	2016/11/01	2016/11/08
15383	Credit Suisse AG – ChiUnicom European Warrants Nov 2016 A	2016/11/01	2016/11/08
26506	Credit Suisse AG – HKEX European Warrants Nov 2016 C	2016/11/01	2016/11/08
27819	Credit Suisse AG – Huaneng Power European Warrants Nov 2016A	2016/11/01	2016/11/08
27263	Goldman Sachs SP (Asia) – HSBC European Put Wts Nov 2016 A	2016/11/01	2016/11/08
29002	Goldman Sachs SP (Asia) – Kingsoft European Wts Nov 2016 A	2016/11/01	2016/11/08
26903	Haitong Int'l Sec – Ch Overseas European Warrants Nov 2016 A	2016/11/01	2016/11/08
28466	UBS AG – AIA European Warrants Nov 2016 A	2016/11/01	2016/11/08
11360	UBS AG – China Overseas European Warrants Nov 2016 A	2016/11/01	2016/11/08
28053	BOCI Asia Ltd. – China Life European Warrants Nov 2016 B	2016/11/02	2016/11/09
27806	Haitong Int'l Sec – A50 China European Warrants Nov 2016 A	2016/11/02	2016/11/09
28406	Haitong Int'l Sec – China Life European Warrants Nov 2016 A	2016/11/02	2016/11/09
19213	UBS AG – HKEX European Warrants Nov 2016 B	2016/11/02	2016/11/09
27645	UBS AG – HSBC European Warrants Nov 2016 D	2016/11/02	2016/11/09
25856	UBS AG – ZTE European Warrants Nov 2016 A	2016/11/02	2016/11/09
28515	BOCI Asia Ltd. – HSBC European Warrants Nov 2016 D	2016/11/03	2016/11/10
27854	Goldman Sachs SP (Asia) – CKP European Warrants Nov 2016 A	2016/11/03	2016/11/10
27849	Goldman Sachs SP (Asia) – Lenovo European Wts Nov 2016 B	2016/11/03	2016/11/10
27926	Credit Suisse AG – Jiangxi Copper European Wts Nov 2016 A	2016/11/04	2016/11/11
27868	Goldman Sachs SP (Asia) – China Mobile Eu Put Wts Nov 2016 D	2016/11/04	2016/11/11
27833	Goldman Sachs SP (Asia) – Galaxy Ent Euro Put Wts Nov 2016 A	2016/11/04	2016/11/11
27660	BOCI Asia Ltd. – HSBC European Put Warrants Nov 2016 A	2016/11/07	2016/11/14
27860	Goldman Sachs SP (Asia) – Ch Overseas Euro Put Wt Nov 2016 A	2016/11/07	2016/11/14
27835	Goldman Sachs SP (Asia)-Sinopec Corp European Wts Nov 2016 A	2016/11/07	2016/11/14
17066	Standard Chartered Bank – HSBC European Put Wts Nov 2016 A	2016/11/07	2016/11/14
27493	BOCI Asia Ltd. – AIA European Put Warrants Nov 2016 B	2016/11/08	2016/11/15
25013	BOCI Asia Ltd. – Ch Overseas European Warrants Nov 2016 A	2016/11/08	2016/11/15
27406	BOCI Asia Ltd. – Galaxy Ent European Warrants Nov 2016 B	2016/11/08	2016/11/15
21731	BOCI Asia Ltd. – Ping An European Warrants Nov 2016 B	2016/11/08	2016/11/15
28754	Credit Suisse AG – Geely Auto European Warrants Nov 2016 A	2016/11/08	2016/11/15
27963	Credit Suisse AG – PCCW European Warrants Nov 2016 A	2016/11/08	2016/11/15
27971	Goldman Sachs SP (Asia) – AIA European Warrants Nov 2016 A	2016/11/08	2016/11/15
25692	Goldman Sachs SP (Asia) – HKEX European Warrants Nov 2016 B	2016/11/08	2016/11/15
13294	UBS AG – China Unicom European Warrants Nov 2016 A	2016/11/08	2016/11/15
21333	UBS AG – CSOP A50 ETF European Warrants Nov 2016 A	2016/11/08	2016/11/15
26591	UBS AG – HSBC European Warrants Nov 2016 A	2016/11/08	2016/11/15
26822	UBS AG – Kingsoft European Warrants Nov 2016 A	2016/11/08	2016/11/15
21426	UBS AG – Ping An European Warrants Nov 2016 A	2016/11/08	2016/11/15
27711	Haitong Int'l Sec – Zijin Mining European Warrants Nov 2016A	2016/11/09	2016/11/16
22355	Bank of East Asia – CSOP A50 ETF European Wts Nov 2016 A	2016/11/10	2016/11/17
14527	Macquarie Bank Ltd. – BBMG European Warrants Nov 2016 A	2016/11/10	2016/11/17
25030	Macquarie Bank Ltd. – Kingdee Int'l European Wts Nov 2016 A	2016/11/10	2016/11/17
10373	BNP Paribas Arbit Issu B.V. – Oil Futures Eu Put Wt Nov 16 B	2016/11/11	2016/11/18
10372	BNP Paribas Arbit Issu B.V. – Oil Futures Euro Wt Nov 2016 A	2016/11/11	2016/11/18
10377	BNP Paribas Arbit Issu B.V. – Oil Futures Euro Wt Nov 2016 C	2016/11/11	2016/11/18
21269	Bank of East Asia – Ch Comm Cons European Wts Nov 2016 A	2016/11/14	2016/11/21
27570	BOCI Asia Ltd. – HS H-SHARE European Warrants Nov 2016 A	2016/11/14	2016/11/21
27800	Haitong Int'l Sec – CNOOC European Put Warrants Nov 2016 A	2016/11/14	2016/11/21
28079	BOCI Asia Ltd. – AIA European Warrants Nov 2016 C	2016/11/15	2016/11/22
20629	BOCI Asia Ltd. – HKEX European Warrants Nov 2016 A	2016/11/15	2016/11/22
27661	BOCI Asia Ltd. – Sinopec Corp European Warrants Nov 2016 A	2016/11/15	2016/11/22
27545	UBS AG – Geely Auto European Warrants Nov 2016 A	2016/11/15	2016/11/22
27283	UBS AG – HSBC European Warrants Nov 2016 B	2016/11/15	2016/11/22
26821	UBS AG – Zijin Mining European Warrants Nov 2016 A	2016/11/15	2016/11/22
28215	UBS AG – CKH European Warrants Nov 2016 A	2016/11/16	2016/11/23
28568	Goldman Sachs SP (Asia) – CC Bank European Wts Nov 2016 A	2016/11/17	2016/11/24
28179	Haitong Int'l Sec – Li & Fung European Warrants Nov 2016 A	2016/11/17	2016/11/24
28620	UBS AG – CC Bank European Warrants Nov 2016 A	2016/11/17	2016/11/24
19997	UBS AG – China Mobile European Warrants Nov 2016 A	2016/11/17	2016/11/24
27973	UBS AG – CITIC Sec European Warrants Nov 2016 A	2016/11/17	2016/11/24
14608	HK Bank – CNBM European Warrants Nov 2016 A	2016/11/18	2016/11/25
19338	HK Bank – CRRC Times European Warrants Nov 2016 A	2016/11/18	2016/11/25
27240	J P Morgan SP BV – HSI European Warrants Nov 2016 A	2016/11/24	2016/11/25
14509	UBS AG – China National Building European Wts Nov 2016 A	2016/11/18	2016/11/25
28006	Bank of East Asia – Ping An European Warrants Nov 2016 A	2016/11/21	2016/11/28
10381	BNP Paribas Arbit Issu B.V. – USD/YEN Eur Put Wts Nov 2016 B	2016/11/21	2016/11/28
10380	BNP Paribas Arbit Issu B.V. – USD/YEN Euro Wts Nov 2016 A	2016/11/21	2016/11/28
27984	Goldman Sachs SP (Asia) – China Life Euro Wts Nov 2016 C	2016/11/21	2016/11/28
26647	Goldman Sachs SP (Asia) – Tencent European Wt Nov 2016 A	2016/11/21	2016/11/28
18447	HK Bank – Dongfeng Motor European Warrants Nov 2016 A	2016/11/21	2016/11/28
27890	J P Morgan SP BV – Ping An European Warrants Nov 2016 C	2016/11/21	2016/11/28
17490	Nomura Int'l plc – CNOOC European Warrants Nov 2016 A	2016/11/21	2016/11/28
28335	SG Issuer – Anta Sports European Warrants Dec 2016 A	2016/11/25	2016/11/28

List of expired derivative warrants, 2016 (continued)

Code	Warrant	Last trading date	Delisted date
28354	SG Issuer – Galaxy European Put Warrants Dec 2016 C	2016/11/25	2016/11/28
27954	SG Issuer – GF Sec European Warrants Dec 2016 A	2016/11/25	2016/11/28
26636	SGA Societe Generale Acceptance N.V. -Tencent Eu Wt Dec 16 B	2016/11/25	2016/11/28
21403	Standard Chartered Bank – CNOOC European Warrants Nov 2016 A	2016/11/21	2016/11/28
11777	UBS AG – China Mobile European Warrants Nov 2016 B	2016/11/21	2016/11/28
17257	UBS AG – CNOOC European Warrants Nov 2016 A	2016/11/21	2016/11/28
11831	UBS AG – HKEX European Put Warrants Nov 2016 D	2016/11/21	2016/11/28
11829	UBS AG – HKEX European Warrants Nov 2016 C	2016/11/21	2016/11/28
11343	UBS AG – Minsheng Bank European Warrants Nov 2016 A	2016/11/21	2016/11/28
11506	UBS AG – Sands China European Put Warrants Nov 2016 A	2016/11/21	2016/11/28
28234	UBS AG – Tencent Holdings European Put Warrants Nov 2016 A	2016/11/21	2016/11/28
11773	UBS AG – Tencent Holdings European Warrants Nov 2016 B	2016/11/21	2016/11/28
18226	Bank of East Asia – A50 China European Warrants Nov 2016 A	2016/11/22	2016/11/29
27404	Bank of East Asia – CM Bank European Warrants Nov 2016 A	2016/11/22	2016/11/29
18633	BOCI Asia Ltd. – A50 China European Warrants Nov 2016 A	2016/11/22	2016/11/29
27498	BOCI Asia Ltd. – CC Bank European Warrants Nov 2016 A	2016/11/22	2016/11/29
25018	BOCI Asia Ltd. – Chi Res Land European Warrants Nov 2016 A	2016/11/22	2016/11/29
24391	BOCI Asia Ltd. – China Life European Warrants Nov 2016 A	2016/11/22	2016/11/29
19899	BOCI Asia Ltd. – China Mobile European Warrants Nov 2016 A	2016/11/22	2016/11/29
23134	BOCI Asia Ltd. – CM Bank European Warrants Nov 2016 A	2016/11/22	2016/11/29
17249	BOCI Asia Ltd. – CNOOC European Warrants Nov 2016 A	2016/11/22	2016/11/29
27989	BOCI Asia Ltd. – HSBC European Warrants Nov 2016 B	2016/11/22	2016/11/29
17036	Credit Suisse AG – CNBM European Warrants Nov 2016 B	2016/11/22	2016/11/29
27556	Credit Suisse AG – ZTE European Warrants Nov 2016 A	2016/11/22	2016/11/29
11583	Goldman Sachs SP (Asia) – AIA European Warrants Nov 2016 B	2016/11/22	2016/11/29
27795	Goldman Sachs SP (Asia) – China Life Euro Wts Nov 2016 B	2016/11/22	2016/11/29
28288	Goldman Sachs SP (Asia) – China Mobile Euro Wts Nov 2016 E	2016/11/22	2016/11/29
28247	Goldman Sachs SP (Asia) – CITIC Bank European Wts Nov 2016 A	2016/11/22	2016/11/29
27858	Goldman Sachs SP (Asia) – CLP European Warrants Nov 2016 A	2016/11/22	2016/11/29
13516	Goldman Sachs SP (Asia) – CNBM European Warrants Nov 2016 A	2016/11/22	2016/11/29
17361	Goldman Sachs SP (Asia) – CNOOC European Warrants Nov 2016 A	2016/11/22	2016/11/29
27967	Goldman Sachs SP (Asia) – Dongfeng European Wts Nov 2016 A	2016/11/22	2016/11/29
11490	Goldman Sachs SP (Asia) – Kingsoft European Wts Nov 2016 B	2016/11/22	2016/11/29
28189	Haitong Int'l Sec – China Coal European Warrants Nov 2016 A	2016/11/22	2016/11/29
28184	Haitong Int'l Sec – China Telecom European Warrants Nov 16 A	2016/11/22	2016/11/29
28780	Haitong Int'l Sec – CITIC Sec European Warrants Nov 2016 A	2016/11/22	2016/11/29
26885	Haitong Int'l Sec – CSOP A50 ETF European Warrants Nov 2016A	2016/11/22	2016/11/29
27193	Haitong Int'l Sec – Galaxy Ent European Warrants Nov 2016 A	2016/11/22	2016/11/29
27714	Haitong Int'l Sec – Geely Auto European Warrants Nov 2016 A	2016/11/22	2016/11/29
17223	HK Bank – CNOOC European Warrants Nov 2016 A	2016/11/22	2016/11/29
25890	HK Bank – PICC European Warrants Nov 2016 A	2016/11/22	2016/11/29
26199	HK Bank – Tencent European Warrants Nov 2016 A	2016/11/22	2016/11/29
12430	HK Bank – Tencent European Warrants Nov 2016 C	2016/11/22	2016/11/29
19980	J P Morgan SP BV – SJM Holdings European Warrants Nov 2016 B	2016/11/22	2016/11/29
11727	Nomura Int'l plc – Xinyi Glass European Warrants Nov 2016 A	2016/11/22	2016/11/29
21535	Standard Chartered Bank – Ping An European Wts Nov 2016 A	2016/11/22	2016/11/29
20026	Standard Chartered Bank – SJM Hold European Wts Nov 2016 A	2016/11/22	2016/11/29
19381	UBS AG – A50 China European Warrants Nov 2016 A	2016/11/22	2016/11/29
11661	UBS AG – AIA European Warrants Nov 2016 B	2016/11/22	2016/11/29
20627	UBS AG – China Railway European Warrants Nov 2016 A	2016/11/22	2016/11/29
27644	UBS AG – CITIC Bank European Warrants Nov 2016 A	2016/11/22	2016/11/29
12300	UBS AG – CNOOC European Warrants Nov 2016 B	2016/11/22	2016/11/29
26122	UBS AG – CSOP A50 ETF European Warrants Nov 2016 B	2016/11/22	2016/11/29
13494	UBS AG – HKEX European Warrants Nov 2016 A	2016/11/22	2016/11/29
28293	UBS AG – Kingsoft European Warrants Nov 2016 B	2016/11/22	2016/11/29
28800	UBS AG – Ping An European Warrants Nov 2016 B	2016/11/22	2016/11/29
29713	UBS AG – Sinopec Corp European Warrants Nov 2016 A	2016/11/22	2016/11/29
18615	UBS AG – SJM Holdings European Warrants Nov 2016 A	2016/11/22	2016/11/29
26175	UBS AG – Tracker Fund European Warrants Nov 2016 A	2016/11/22	2016/11/29
27816	BNP Paribas Arbit Issu B.V. – HSCEI European Wts Nov 2016 A	2016/11/23	2016/11/30
11587	BNP Paribas Arbit Issu B.V. – HSI Euro Put Wts Nov 2016 B	2016/11/23	2016/11/30
11384	BNP Paribas Arbit Issu B.V. – HSI European Wts Nov 2016 A	2016/11/23	2016/11/30
27408	BOCI Asia Ltd. – HSI European Warrants Nov 2016 A	2016/11/23	2016/11/30
27682	Credit Suisse AG – HKEX European Warrants Nov 2016 E	2016/11/23	2016/11/30
27796	Goldman Sachs SP (Asia) – CGS European Warrants Nov 2016 A	2016/11/23	2016/11/30
27797	Goldman Sachs SP (Asia) – China Cinda Euro Wts Nov 2016 A	2016/11/23	2016/11/30
19991	Goldman Sachs SP (Asia) – China Mobile Euro Wts Nov 2016 A	2016/11/23	2016/11/30
24045	Goldman Sachs SP (Asia) – China Vanke European Wts Nov 2016A	2016/11/23	2016/11/30
24619	Goldman Sachs SP (Asia) – HKEX European Warrants Nov 2016 A	2016/11/23	2016/11/30
29330	Goldman Sachs SP (Asia) – HSI European Put Wts Nov 2016 C	2016/11/23	2016/11/30
27743	Goldman Sachs SP (Asia) – HSI European Warrants Nov 2016 A	2016/11/23	2016/11/30
28566	Goldman Sachs SP (Asia) – HSI European Warrants Nov 2016 B	2016/11/23	2016/11/30
23179	Goldman Sachs SP (Asia) – Lenovo European Wts Nov 2016 A	2016/11/23	2016/11/30
12448	HK Bank – HSCEI European Warrants Nov 2016 A	2016/11/23	2016/11/30
11568	HK Bank – HSI European Put Warrants Nov 2016 C	2016/11/23	2016/11/30
27826	HK Bank – HSI European Warrants Nov 2016 A	2016/11/23	2016/11/30
11335	HK Bank – HSI European Warrants Nov 2016 B	2016/11/23	2016/11/30
28628	J P Morgan SP BV – CITIC Sec European Warrants Nov 2016 A	2016/11/23	2016/11/30
27076	J P Morgan SP BV – HSCEI European Wts Nov 2016 A	2016/11/23	2016/11/30
28625	J P Morgan SP BV – HSI European Put Warrants Nov 2016 D	2016/11/23	2016/11/30
27626	J P Morgan SP BV – HSI European Warrants Nov 2016 B	2016/11/23	2016/11/30
28158	J P Morgan SP BV – HSI European Warrants Nov 2016 C	2016/11/23	2016/11/30
27409	SG Issuer – HSCEI European Put Warrants Nov 2016 A	2016/11/23	2016/11/30
28357	SG Issuer – HSI Euro Put Wts Nov 2016 A	2016/11/23	2016/11/30
12400	SG Issuer – HSI European Warrants Nov 2016 B	2016/11/23	2016/11/30
27755	UBS AG – HSCEI European Warrants Nov 2016 A	2016/11/23	2016/11/30
27777	UBS AG – HSI European Warrants Nov 2016 A	2016/11/23	2016/11/30

List of expired derivative warrants, 2016 (continued)

Code	Warrant	Last trading date	Delisted date
27919	UBS AG – HSI European Warrants Nov 2016 B	2016/11/23	2016/11/30
21502	Bank of East Asia – HKEX European Warrants Nov 2016 A	2016/11/24	2016/12/01
24349	Bank of East Asia – Tencent Holdings European Wts Nov 2016 A	2016/11/24	2016/12/01
21324	Credit Suisse AG – A50 China European Warrants Nov 2016 A	2016/11/24	2016/12/01
11243	Credit Suisse AG – AIA European Warrants Nov 2016 C	2016/11/24	2016/12/01
26936	Credit Suisse AG – China Life European Put Wts Nov 2016 B	2016/11/24	2016/12/01
19781	Credit Suisse AG – China Mobile European Warrants Nov 2016 A	2016/11/24	2016/12/01
21350	Credit Suisse AG – Greatwall Motor European Wts Nov 2016 A	2016/11/24	2016/12/01
12133	Credit Suisse AG – Tencent Holdings Euro Put Wts Nov 2016 A	2016/11/24	2016/12/01
24732	Credit Suisse AG – Tencent Holdings European Wts Nov 2016 B	2016/11/24	2016/12/01
11117	Credit Suisse AG – Zijin Mining European Warrants Nov 2016 B	2016/11/24	2016/12/01
27381	Goldman Sachs SP (Asia) – CAM CSI300 European Wts Nov 2016 A	2016/11/24	2016/12/01
27290	Goldman Sachs SP (Asia) – China Life Euro Put Wts Nov 2016 A	2016/11/24	2016/12/01
25867	Goldman Sachs SP (Asia) – China Mobile Euro Wts Nov 2016 B	2016/11/24	2016/12/01
27861	Goldman Sachs SP (Asia) – CITIC Sec European Wts Nov 2016 A	2016/11/24	2016/12/01
27748	Goldman Sachs SP (Asia) – CKH European Put Warrants Nov 16 A	2016/11/24	2016/12/01
28193	Goldman Sachs SP (Asia) – CKH European Wts Nov 2016 B	2016/11/24	2016/12/01
27771	Goldman Sachs SP (Asia) – HKEX European Put Wts Nov 2016 C	2016/11/24	2016/12/01
28038	Goldman Sachs SP (Asia) – HSBC European Warrants Nov 2016 E	2016/11/24	2016/12/01
28217	Goldman Sachs SP (Asia) – Ping An European Wts Nov 2016 A	2016/11/24	2016/12/01
27379	Goldman Sachs SP (Asia) – Tencent European Put Wt Nov 2016 B	2016/11/24	2016/12/01
28002	HK Bank – AIA European Warrants Nov 2016 A	2016/11/24	2016/12/01
11717	HK Bank – AIA European Warrants Nov 2016 B	2016/11/24	2016/12/01
27174	HK Bank – CC Bank European Warrants Nov 2016 A	2016/11/24	2016/12/01
27059	HK Bank – CGS European Warrants Nov 2016 A	2016/11/24	2016/12/01
27812	HK Bank – CITIC Sec European Warrants Nov 2016 A	2016/11/24	2016/12/01
28320	HK Bank – CNOOC European Warrants Nov 2016 B	2016/11/24	2016/12/01
25444	HK Bank – CRCC European Warrants Nov 2016 A	2016/11/24	2016/12/01
27754	HK Bank – HKEX European Put Warrants Nov 2016 B	2016/11/24	2016/12/01
27752	HK Bank – HKEX European Warrants Nov 2016 A	2016/11/24	2016/12/01
12452	HK Bank – HKEX European Warrants Nov 2016 C	2016/11/24	2016/12/01
22594	HK Bank – Lenovo European Warrants Nov 2016 A	2016/11/24	2016/12/01
28321	HK Bank – Ping An European Warrants Nov 2016 A	2016/11/24	2016/12/01
27561	HK Bank – Tencent European Put Warrants Nov 2016 B	2016/11/24	2016/12/01
28629	J P Morgan SP BV – CC Bank European Wts Nov 2016 B	2016/11/24	2016/12/01
19874	J P Morgan SP BV – China Mob European Wts Nov 2016 A	2016/11/24	2016/12/01
26205	J P Morgan SP BV – China Taiping European Wts Nov 2016 A	2016/11/24	2016/12/01
25430	J P Morgan SP BV – HKEX European Warrants Nov 2016 A	2016/11/24	2016/12/01
27762	J P Morgan SP BV – PCCW European Warrants Nov 2016 A	2016/11/24	2016/12/01
27649	J P Morgan SP BV – PetroChina European Put Warrants Nov 16 B	2016/11/24	2016/12/01
27658	J P Morgan SP BV – Ping An European Put Warrants Nov 2016 B	2016/11/24	2016/12/01
26787	J P Morgan SP BV – Tencent European Warrants Nov 2016 A	2016/11/24	2016/12/01
22620	J P Morgan SP BV – Tingyi European Warrants Nov 2016 A	2016/11/24	2016/12/01
26460	J P Morgan SP BV – Zijin Mining European Warrants Nov 2016 A	2016/11/24	2016/12/01
19692	Standard Chartered Bank – CRRC European Warrants Nov 2016 A	2016/11/24	2016/12/01
17394	UBS AG – Ch Oilfield European Warrants Nov 2016 A	2016/11/24	2016/12/01
27396	UBS AG – HSBC European Warrants Nov 2016 C	2016/11/24	2016/12/01
28004	Bank of East Asia – Yanzhou Coal European Wts Dec 2016 A	2016/11/25	2016/12/02
11619	Credit Suisse AG – AIA European Put Warrants Dec 2016 B	2016/11/25	2016/12/02
11156	Goldman Sachs SP (Asia) – Tencent European Wt Dec 2016 F	2016/11/25	2016/12/02
27761	J P Morgan SP BV – AIA European Put Warrants Dec 2016 A	2016/11/25	2016/12/02
25200	J P Morgan SP BV – Cathay Pacific European Warrants Dec 16 A	2016/11/25	2016/12/02
23899	J P Morgan SP BV – CGS European Warrants Dec 2016 A	2016/11/25	2016/12/02
26251	J P Morgan SP BV – China Life European Put Wts Dec 2016 A	2016/11/25	2016/12/02
27987	J P Morgan SP BV – China Life European Warrants Dec 2016 D	2016/11/25	2016/12/02
25861	J P Morgan SP BV – China Mengniu European Wts Dec 2016 A	2016/11/25	2016/12/02
27261	J P Morgan SP BV – China Mob European Put Wts Dec 2016 B	2016/11/25	2016/12/02
28161	J P Morgan SP BV – China Mob European Wts Dec 2016 C	2016/11/25	2016/12/02
28543	J P Morgan SP BV – CITIC Bank European Warrants Dec 2016 A	2016/11/25	2016/12/02
28790	J P Morgan SP BV – CNBM European Warrants Dec 2016 A	2016/11/25	2016/12/02
18969	J P Morgan SP BV – CRRC Times European Warrants Dec 2016 A	2016/11/25	2016/12/02
25905	J P Morgan SP BV – CSOP A50 ETF European Warrants Dec 2016 C	2016/11/25	2016/12/02
16442	J P Morgan SP BV – GAC European Warrants Dec 2016 A	2016/11/25	2016/12/02
27988	J P Morgan SP BV – Galaxy Ent European Warrants Dec 2016 A	2016/11/25	2016/12/02
27009	J P Morgan SP BV – GF Sec European Warrants Dec 2016 A	2016/11/25	2016/12/02
11151	J P Morgan SP BV – HKEX European Warrants Dec 2016 D	2016/11/25	2016/12/02
27882	J P Morgan SP BV – HSBC European Warrants Dec 2016 C	2016/11/25	2016/12/02
27008	J P Morgan SP BV – HTSC European Warrants Dec 2016 A	2016/11/25	2016/12/02
28507	J P Morgan SP BV – ICBC European Put Wts Dec 2016 A	2016/11/25	2016/12/02
28244	J P Morgan SP BV – Ping An European Warrants Dec 2016 C	2016/11/25	2016/12/02
29084	J P Morgan SP BV – Tencent European Put Warrants Dec 2016 D	2016/11/25	2016/12/02
11137	J P Morgan SP BV – Tencent European Warrants Dec 2016 H	2016/11/25	2016/12/02
13151	J P Morgan SP BV – Xinyi Glass European Warrants Dec 2016 A	2016/11/25	2016/12/02
25571	BNP Paribas Arbit Issu B.V. – A50 China Euro Wts Dec 2016 A	2016/11/28	2016/12/05
23422	BNP Paribas Arbit Issu B.V. – A50 China Euro Wts Dec 2016 B	2016/11/28	2016/12/05
28280	BNP Paribas Arbit Issu B.V. – BBMG European Wts Dec 2016 A	2016/11/28	2016/12/05
15649	BNP Paribas Arbit Issu B.V. – BOCHK European Wts Dec 2016 A	2016/11/28	2016/12/05
20362	BNP Paribas Arbit Issu B.V. – BOCL European Wts Dec 2016 A	2016/11/28	2016/12/05
20803	BNP Paribas Arbit Issu B.V. – BOCL European Wts Dec 2016 B	2016/11/28	2016/12/05
27624	BNP Paribas Arbit Issu B.V. – CAM CSI300 Euro Wts Dec 2016 A	2016/11/28	2016/12/05
20801	BNP Paribas Arbit Issu B.V. – CC Bank Euro Wts Dec 2016 A	2016/11/28	2016/12/05
12381	BNP Paribas Arbit Issu B.V. – CC Bank Euro Wts Dec 2016 B	2016/11/28	2016/12/05
21356	BNP Paribas Arbit Issu B.V. – Ch LongYuan Eu Wts Dec 2016 A	2016/11/28	2016/12/05
25661	BNP Paribas Arbit Issu B.V. – Ch Mobile Eu Put Wt Dec 2016 B	2016/11/28	2016/12/05
19822	BNP Paribas Arbit Issu B.V. – Ch Mobile Euro Wts Dec 2016 A	2016/11/28	2016/12/05
12739	BNP Paribas Arbit Issu B.V. – China EB Ltd Eu Wt Dec 2016 A	2016/11/28	2016/12/05
29182	BNP Paribas Arbit Issu B.V. – China Life Euro Wts Dec 2016 A	2016/11/28	2016/12/05

List of expired derivative warrants, 2016 (continued)

Code	Warrant	Last trading date	Delisted date
26425	BNP Paribas Arbit Issu B.V. – China Life Euro Wts Dec 2016 B	2016/11/28	2016/12/05
15696	BNP Paribas Arbit Issu B.V. – China Unicom Euro Wt Dec 2016A	2016/11/28	2016/12/05
27308	BNP Paribas Arbit Issu B.V. – CITIC Sec Euro Wts Dec 2016 A	2016/11/28	2016/12/05
22727	BNP Paribas Arbit Issu B.V. – CKH European Wts Dec 2016 A	2016/11/28	2016/12/05
27976	BNP Paribas Arbit Issu B.V. – CKH European Wts Dec 2016 B	2016/11/28	2016/12/05
17556	BNP Paribas Arbit Issu B.V. – CNOOC European Wts Dec 2016 A	2016/11/28	2016/12/05
21753	BNP Paribas Arbit Issu B.V. – CSOP A50 ETF Eu Wts Dec 2016 A	2016/11/28	2016/12/05
20215	BNP Paribas Arbit Issu B.V. – Hang Lung Ppt Eu Wt Dec 2016 A	2016/11/28	2016/12/05
27413	BNP Paribas Arbit Issu B.V. – HKEX Euro Put Wts Dec 2016 B	2016/11/28	2016/12/05
14279	BNP Paribas Arbit Issu B.V. – HKEX European Wts Dec 2016 A	2016/11/28	2016/12/05
28778	BNP Paribas Arbit Issu B.V. – HSBC European Wts Dec 2016 A	2016/11/28	2016/12/05
21358	BNP Paribas Arbit Issu B.V. – Lenovo European Wts Dec 2016 A	2016/11/28	2016/12/05
16981	BNP Paribas Arbit Issu B.V. – Ping An European Wt Dec 2016 A	2016/11/28	2016/12/05
27975	BNP Paribas Arbit Issu B.V. – Ping An European Wt Dec 2016 C	2016/11/28	2016/12/05
21353	BNP Paribas Arbit Issu B.V. – Shanghai Electric Eu Wt Dec16A	2016/11/28	2016/12/05
11006	BNP Paribas Arbit Issu B.V. – Sino Land Euro Wt Dec 2016 A	2016/11/28	2016/12/05
18423	BNP Paribas Arbit Issu B.V. – Tencent Eu Put Wt Dec 2016 A	2016/11/28	2016/12/05
21462	BNP Paribas Arbit Issu B.V. – Tracker Fund Euro Wts Dec16A	2016/11/28	2016/12/05
23834	BNP Paribas Arbit Issu B.V. –Tencent Hldgs Eu Wt Dec 2016 B	2016/11/28	2016/12/05
14763	BNP Paribas Arbit Issu B.V.-CM Bank Euro Warrants Dec 2016 A	2016/11/28	2016/12/05
18329	BNP Paribas Arbit Issu B.V.-CM Bank Euro Warrants Dec 2016 B	2016/11/28	2016/12/05
28339	BOCI Asia Ltd. -Tencent Holdings European Put Wts Dec 2016 E	2016/11/28	2016/12/05
27121	Credit Suisse AG – CGS European Warrants Dec 2016 A	2016/11/28	2016/12/05
12553	Credit Suisse AG – HKEX European Warrants Dec 2016 F	2016/11/28	2016/12/05
12301	Credit Suisse AG – HSBC European Wts Dec 2016 C	2016/11/28	2016/12/05
27423	Credit Suisse AG – Tencent Holdings Euro Put Wts Dec 2016 C	2016/11/28	2016/12/05
28584	Credit Suisse AG – Tencent Holdings European Wts Dec 2016 D	2016/11/28	2016/12/05
11896	Credit Suisse AG – Tencent Holdings European Wts Dec 2016 E	2016/11/28	2016/12/05
17432	Goldman Sachs SP (Asia) – Dongfeng European Wts Dec 2016 A	2016/11/28	2016/12/05
26723	HK Bank – CSOP A50 ETF European Warrants Dec 2016 C	2016/11/28	2016/12/05
27814	HK Bank – SHK Ppt European Warrants Dec 2016 B	2016/11/28	2016/12/05
27056	J P Morgan SP BV – Agricultural Bk Euro Warrants Dec 2016 B	2016/11/28	2016/12/05
15232	J P Morgan SP BV – BBMG European Warrants Dec 2016 A	2016/11/28	2016/12/05
27741	J P Morgan SP BV – CAM CSI300 European Warrants Dec 2016 A	2016/11/28	2016/12/05
28285	J P Morgan SP BV – China Cinda European Warrants Dec 2016 B	2016/11/28	2016/12/05
11768	J P Morgan SP BV – China Mob European Wts Dec 2016 D	2016/11/28	2016/12/05
20393	J P Morgan SP BV – HKEX European Warrants Dec 2016 A	2016/11/28	2016/12/05
12720	J P Morgan SP BV – HKEX European Warrants Dec 2016 E	2016/11/28	2016/12/05
27986	J P Morgan SP BV – HSBC European Warrants Dec 2016 D	2016/11/28	2016/12/05
12588	J P Morgan SP BV – Ping An European Warrants Dec 2016 D	2016/11/28	2016/12/05
27740	J P Morgan SP BV – Sands China European Put Wts Dec 2016 A	2016/11/28	2016/12/05
27781	J P Morgan SP BV – Stanchart European Warrants Dec 2016 B	2016/11/28	2016/12/05
26944	J P Morgan SP BV – Tencent European Put Warrants Dec 2016 F	2016/11/28	2016/12/05
25392	Macquarie Bank Ltd. – A50 China European Put Wts Dec 2016 B	2016/11/28	2016/12/05
21245	Macquarie Bank Ltd. – A50 China European Warrants Dec 2016 A	2016/11/28	2016/12/05
27501	Macquarie Bank Ltd. – A50 China European Warrants Dec 2016 C	2016/11/28	2016/12/05
27865	Macquarie Bank Ltd. – AIA European Put Warrants Dec 2016 A	2016/11/28	2016/12/05
26336	Macquarie Bank Ltd. – Anhui Conch European Wts Dec 2016 A	2016/11/28	2016/12/05
14094	Macquarie Bank Ltd. – ASM Pacific European Wts Dec 2016 A	2016/11/28	2016/12/05
21105	Macquarie Bank Ltd. – Avichina European Warrants Dec 2016 A	2016/11/28	2016/12/05
27780	Macquarie Bank Ltd. – BOCHK European Warrants Dec 2016 A	2016/11/28	2016/12/05
28646	Macquarie Bank Ltd. – CC Bank European Warrants Dec 2016 A	2016/11/28	2016/12/05
26495	Macquarie Bank Ltd. – CGN Power European Warrants Dec 2016 A	2016/11/28	2016/12/05
26149	Macquarie Bank Ltd. – Chi Res Land European Wts Dec 2016 A	2016/11/28	2016/12/05
26739	Macquarie Bank Ltd. – China Life European Wts Dec 2016 B	2016/11/28	2016/12/05
28118	Macquarie Bank Ltd. – China Life European Wts Dec 2016 C	2016/11/28	2016/12/05
27253	Macquarie Bank Ltd. – China Mobile European Wts Dec 2016 A	2016/11/28	2016/12/05
28060	Macquarie Bank Ltd. – China Overseas European Wts Dec 2016 A	2016/11/28	2016/12/05
20649	Macquarie Bank Ltd. – China Railway European Wts Dec 2016 A	2016/11/28	2016/12/05
26334	Macquarie Bank Ltd. – China Res Gas European Wts Dec 2016 A	2016/11/28	2016/12/05
28219	Macquarie Bank Ltd. – CKH European Warrants Dec 2016 A	2016/11/28	2016/12/05
26737	Macquarie Bank Ltd. – CKI Holdings European Warrants Dec16 A	2016/11/28	2016/12/05
27299	Macquarie Bank Ltd. – CNOOC European Put Warrants Dec 2016 B	2016/11/28	2016/12/05
17116	Macquarie Bank Ltd. – CNOOC European Warrants Dec 2016 A	2016/11/28	2016/12/05
17385	Macquarie Bank Ltd. – Dongfeng Motor European Wts Dec 2016 A	2016/11/28	2016/12/05
21258	Macquarie Bank Ltd. – Esprit European Warrants Dec 2016 A	2016/11/28	2016/12/05
25695	Macquarie Bank Ltd. – Foxconn European Warrants Dec 2016 A	2016/11/28	2016/12/05
26961	Macquarie Bank Ltd. – Galaxy Ent European Wts Dec 2016 A	2016/11/28	2016/12/05
22194	Macquarie Bank Ltd. – Golden Eagle European Wts Dec 2016 A	2016/11/28	2016/12/05
27836	Macquarie Bank Ltd. – Hang Seng Bank European Wts Dec 2016 A	2016/11/28	2016/12/05
25956	Macquarie Bank Ltd. – HKEX European Put Warrants Dec 2016 A	2016/11/28	2016/12/05
28059	Macquarie Bank Ltd. – HKEX European Put Warrants Dec 2016 E	2016/11/28	2016/12/05
26848	Macquarie Bank Ltd. – HKEX European Warrants Dec 2016 B	2016/11/28	2016/12/05
27722	Macquarie Bank Ltd. – HKEX European Warrants Dec 2016 C	2016/11/28	2016/12/05
28056	Macquarie Bank Ltd. – HKEX European Warrants Dec 2016 D	2016/11/28	2016/12/05
27845	Macquarie Bank Ltd. – HS H-SHARE European Warrants Dec 2016A	2016/11/28	2016/12/05
27723	Macquarie Bank Ltd. – HSBC European Warrants Dec 2016 A	2016/11/28	2016/12/05
27841	Macquarie Bank Ltd. – Jiangxi Copper European Wts Dec 2016 A	2016/11/28	2016/12/05
27204	Macquarie Bank Ltd. – Kingsoft European Warrants Dec 2016 A	2016/11/28	2016/12/05
28208	Macquarie Bank Ltd. – Minsheng Bank European Wts Dec 2016 A	2016/11/28	2016/12/05
23872	Macquarie Bank Ltd. – MTRC European Warrants Dec 2016 A	2016/11/28	2016/12/05
27867	Macquarie Bank Ltd. – New World Dev European Wts Dec 2016 A	2016/11/28	2016/12/05
28207	Macquarie Bank Ltd. – PetroChina European Wts Dec 2016 A	2016/11/28	2016/12/05
27958	Macquarie Bank Ltd. – PICC Group European Wts Dec 2016 A	2016/11/28	2016/12/05
24755	Macquarie Bank Ltd. – PICC P&C European Warrants Dec 2016 A	2016/11/28	2016/12/05
25122	Macquarie Bank Ltd. – Ping An European Put Warrants Dec 16 A	2016/11/28	2016/12/05
25374	Macquarie Bank Ltd. – Ping An European Warrants Dec 2016 B	2016/11/28	2016/12/05

List of expired derivative warrants, 2016 (continued)

Code	Warrant	Last trading date	Delisted date
28123	Macquarie Bank Ltd. – Ping An European Warrants Dec 2016 C	2016/11/28	2016/12/05
28070	Macquarie Bank Ltd. – Tencent European Put Wts Dec 2016 D	2016/11/28	2016/12/05
27869	Macquarie Bank Ltd. – Tencent European Warrants Dec 2016 A	2016/11/28	2016/12/05
27942	Macquarie Bank Ltd. – Tencent European Warrants Dec 2016 B	2016/11/28	2016/12/05
28068	Macquarie Bank Ltd. – Tencent European Warrants Dec 2016 C	2016/11/28	2016/12/05
13857	Macquarie Bank Ltd. – Xinyi Glass European Wts Dec 2016 A	2016/11/28	2016/12/05
24657	Macquarie Bank Ltd. – Zijin Mining European Wts Dec 2016 A	2016/11/28	2016/12/05
26043	Macquarie Bank Ltd. -China Life European Put Warrants Dec16A	2016/11/28	2016/12/05
12806	Macquarie Bank Ltd. -Greatwall Motor European Wts Dec 2016 A	2016/11/28	2016/12/05
23318	Standard Chartered Bank – Foxconn European Wts Dec 2016 A	2016/11/28	2016/12/05
11533	UBS AG – Tencent Holdings European Put Warrants Dec 2016 F	2016/11/28	2016/12/05
27279	BOCI Asia Ltd. – CGS European Warrants Dec 2016 A	2016/11/29	2016/12/06
26296	BOCI Asia Ltd. – China Life European Put Warrants Dec 2016 A	2016/11/29	2016/12/06
27171	BOCI Asia Ltd. – CKP European Warrants Dec 2016 A	2016/11/29	2016/12/06
27758	Credit Suisse AG – AIA European Warrants Dec 2016 A	2016/11/29	2016/12/06
11929	Credit Suisse AG – AIA European Warrants Dec 2016 D	2016/11/29	2016/12/06
27432	Credit Suisse AG – Anhui Conch European Warrants Dec 2016 A	2016/11/29	2016/12/06
11127	Credit Suisse AG – China Mobile European Warrants Dec 2016 D	2016/11/29	2016/12/06
27818	Credit Suisse AG – China Tel European Warrants Dec 2016 A	2016/11/29	2016/12/06
27983	Credit Suisse AG – CITIC Bank European Warrants Dec 2016 A	2016/11/29	2016/12/06
27928	Credit Suisse AG – CITIC European Warrants Dec 2016 A	2016/11/29	2016/12/06
11032	Credit Suisse AG – CITIC Sec European Warrants Dec 2016 B	2016/11/29	2016/12/06
27877	Credit Suisse AG – CKH European Warrants Dec 2016 B	2016/11/29	2016/12/06
28504	Credit Suisse AG – CNBM European Warrants Dec 2016 B	2016/11/29	2016/12/06
12281	Credit Suisse AG – CNOOC European Warrants Dec 2016 B	2016/11/29	2016/12/06
28076	Credit Suisse AG – CRCC European Warrants Dec 2016 A	2016/11/29	2016/12/06
11055	Credit Suisse AG – HKEX European Warrants Dec 2016 D	2016/11/29	2016/12/06
11135	Credit Suisse AG – HKEX European Warrants Dec 2016 E	2016/11/29	2016/12/06
27737	Credit Suisse AG – HSBC European Wts Dec 2016 A	2016/11/29	2016/12/06
28298	Credit Suisse AG – Kingsoft European Warrants Dec 2016 A	2016/11/29	2016/12/06
28074	Credit Suisse AG – Lenovo European Warrants Dec 2016 B	2016/11/29	2016/12/06
27536	Credit Suisse AG – Ping An European Warrants Dec 2016 C	2016/11/29	2016/12/06
28144	Credit Suisse AG – Ping An European Warrants Dec 2016 D	2016/11/29	2016/12/06
27878	Credit Suisse AG – SHK Ppt European Warrants Dec 2016 B	2016/11/29	2016/12/06
27925	Credit Suisse AG – Stanchart European Warrants Dec 2016 B	2016/11/29	2016/12/06
24597	Goldman Sachs SP (Asia) – HKEX European Warrants Dec 2016 A	2016/11/29	2016/12/06
28106	Goldman Sachs SP (Asia) – HKEX European Warrants Dec 2016 D	2016/11/29	2016/12/06
28389	Goldman Sachs SP (Asia) – Kingsoft European Wts Dec 2016 A	2016/11/29	2016/12/06
11084	Goldman Sachs SP (Asia) – Lenovo European Wts Dec 2016 E	2016/11/29	2016/12/06
27968	Goldman Sachs SP (Asia) – PetroChina European Wts Dec 2016 A	2016/11/29	2016/12/06
20273	HK Bank – China Mobile European Warrants Dec 2016 C	2016/11/29	2016/12/06
27342	J P Morgan SP BV – China Life European Warrants Dec 2016 C	2016/11/29	2016/12/06
27293	J P Morgan SP BV – HSBC European Warrants Dec 2016 A	2016/11/29	2016/12/06
28165	J P Morgan SP BV – Lenovo European Warrants Dec 2016 C	2016/11/29	2016/12/06
10399	J P Morgan SP BV – N225 Index Euro Wts Dec 2016 C	2016/12/05	2016/12/06
26333	Macquarie Bank Ltd. – ICBC European Put Warrants Dec 2016 A	2016/11/29	2016/12/06
28534	Macquarie Bank Ltd. – Kingsoft European Warrants Dec 2016 B	2016/11/29	2016/12/06
27206	SG Issuer – AGBK European Warrants Dec 2016 A	2016/11/29	2016/12/06
29215	SG Issuer – AIA European Put Warrants Dec 2016 B	2016/11/29	2016/12/06
27362	SG Issuer – Anhui Conch European Warrants Dec 2016 A	2016/11/29	2016/12/06
27236	SG Issuer – BCom European Warrants Dec 2016 A	2016/11/29	2016/12/06
28447	SG Issuer – CCB European Put Warrants Dec 2016 B	2016/11/29	2016/12/06
28211	SG Issuer – CCB European Warrants Dec 2016 A	2016/11/29	2016/12/06
28071	SG Issuer – CCoal European Warrants Dec 2016 A	2016/11/29	2016/12/06
28264	SG Issuer – Ch Mob European Warrants Dec 2016 C	2016/11/29	2016/12/06
28082	SG Issuer – CHALCO European Warrants Dec 2016 A	2016/11/29	2016/12/06
27978	SG Issuer – China Tel European Warrants Dec 2016 A	2016/11/29	2016/12/06
28699	SG Issuer – CITIC Sec European Warrants Dec 2016 A	2016/11/29	2016/12/06
27309	SG Issuer – CKP European Warrants Dec 2016 A	2016/11/29	2016/12/06
28455	SG Issuer – CNOOC European Put Warrants Dec 2016 C	2016/11/29	2016/12/06
28272	SG Issuer – CNOOC European Warrants Dec 2016 B	2016/11/29	2016/12/06
27443	SG Issuer – CP&CC European Warrants Dec 2016 A	2016/11/29	2016/12/06
28448	SG Issuer – CSOP A50 ETF European Warrants Dec 2016 B	2016/11/29	2016/12/06
27141	SG Issuer – Galaxy Ent European Warrants Dec 2016 A	2016/11/29	2016/12/06
28274	SG Issuer – Galaxy Ent European Warrants Dec 2016 B	2016/11/29	2016/12/06
27906	SG Issuer – Geely Auto European Warrants Dec 2016 A	2016/11/29	2016/12/06
29200	SG Issuer – HKEX European Put Warrants Dec 2016 E	2016/11/29	2016/12/06
28301	SG Issuer – HKEX European Warrants Dec 2016 D	2016/11/29	2016/12/06
28449	SG Issuer – HS H-SHARE European Warrants Dec 2016 A	2016/11/29	2016/12/06
27678	SG Issuer – HSBC European Warrants Dec 2016 B	2016/11/29	2016/12/06
28493	SG Issuer – Huaneng Power European Warrants Dec 2016 A	2016/11/29	2016/12/06
28452	SG Issuer – ICBC European Put Wt Dec 2016 B	2016/11/29	2016/12/06
27179	SG Issuer – ICBC European Warrants Dec 2016 A	2016/11/29	2016/12/06
28305	SG Issuer – Kingsoft European Warrants Dec 2016 A	2016/11/29	2016/12/06
27115	SG Issuer – Li & Fung European Warrants Dec 2016 A	2016/11/29	2016/12/06
27817	SG Issuer – PetroChina European Put Warrants Dec 2016 A	2016/11/29	2016/12/06
28041	SG Issuer – Ping An European Warrants Dec 2016 B	2016/11/29	2016/12/06
27100	SG Issuer – Stanchart European Warrants Dec 2016 A	2016/11/29	2016/12/06
27510	SG Issuer – Tencent European Put Warrants Dec 2016 C	2016/11/29	2016/12/06
28307	SG Issuer – Tencent European Warrants Dec 2016 D	2016/11/29	2016/12/06
28519	SG Issuer – Tencent European Warrants Dec 2016 E	2016/11/29	2016/12/06
28283	SG Issuer – Tracker Fund European Warrants Dec 2016 A	2016/11/29	2016/12/06
28098	SG Issuer – Zijin Mining European Warrants Dec 2016 A	2016/11/29	2016/12/06
27316	SG Issuer – ZTE European Warrants Dec 2016 A	2016/11/29	2016/12/06
27735	SGA Societe Generale Acceptance N.V. – AIA Eur Wt Dec 2016 A	2016/11/29	2016/12/06
18652	SGA Societe Generale Acceptance N.V. – CGS Euro Wts Dec 16 A	2016/11/29	2016/12/06
26996	SGA Societe Generale Acceptance N.V. – Ch Cinda Eu Wt Dec16C	2016/11/29	2016/12/06

List of expired derivative warrants, 2016 (continued)

Code	Warrant	Last trading date	Delisted date
17676	SGA Societe Generale Acceptance N.V. – Ch Mob Eu Wt Dec 16 A	2016/11/29	2016/12/06
19914	SGA Societe Generale Acceptance N.V. – Ch Mob Eu Wt Dec 16 B	2016/11/29	2016/12/06
26429	SGA Societe Generale Acceptance N.V. – CITBK Eu Wt Dec 16 A	2016/11/29	2016/12/06
18250	SGA Societe Generale Acceptance N.V. – CMB Eu Wts Dec 2016 A	2016/11/29	2016/12/06
29209	SGA Societe Generale Acceptance N.V. – CNBM Eu Wt Dec 2016 A	2016/11/29	2016/12/06
17211	SGA Societe Generale Acceptance N.V. – CNOOC Eu Wt Dec 2016A	2016/11/29	2016/12/06
20758	SGA Societe Generale Acceptance N.V. – CRail Eu Wt Dec 2016A	2016/11/29	2016/12/06
24214	SGA Societe Generale Acceptance N.V. – CRCC Eu Wt Dec 2016 A	2016/11/29	2016/12/06
22572	SGA Societe Generale Acceptance N.V. – HKEX Eu Wt Dec 2016 A	2016/11/29	2016/12/06
26301	SGA Societe Generale Acceptance N.V. – HKEX Eu Wt Dec 2016 B	2016/11/29	2016/12/06
26525	SGA Societe Generale Acceptance N.V. – HKEX Eu Wt Dec 2016 C	2016/11/29	2016/12/06
26553	SGA Societe Generale Acceptance N.V. – HSBC Eu Wt Dec 2016 A	2016/11/29	2016/12/06
11597	SGA Societe Generale Acceptance N.V. – JIANC Eu Wt Dec 2016A	2016/11/29	2016/12/06
18545	SGA Societe Generale Acceptance N.V. – SJM Hold Eu Wt Dec16A	2016/11/29	2016/12/06
18868	SGA Societe Generale Acceptance N.V.- A50 Ch Eu Wt Dec 16 A	2016/11/29	2016/12/06
24982	SGA Societe Generale Acceptance N.V.- A50 Ch Eu Wt Dec 2016B	2016/11/29	2016/12/06
26063	SGA Societe Generale Acceptance N.V. -CLife Eu Put Wt Dec16A	2016/11/29	2016/12/06
27067	SGA Societe Generale Acceptance N.V. -CLife Eu Wt Dec 2016 B	2016/11/29	2016/12/06
25446	SGA Societe Generale Acceptance N.V. -PICC P&C Eu Wt Dec16A	2016/11/29	2016/12/06
26432	SGA Societe Generale Acceptance N.V. -Ping An Eu Wt Dec 16 A	2016/11/29	2016/12/06
26505	SGA Societe Generale Acceptance N.V.-Ch Vanke Eu Wts Dec16 A	2016/11/29	2016/12/06
21773	SGA Societe Generale Acceptance N.V.-Chi COSCO Eu Wt Dec 16 A	2016/11/29	2016/12/06
29603	SGA Societe Generale Acceptance N.V.-Tencent Eu Put Wt Dec16A	2016/11/29	2016/12/06
25484	SGA Societe Generale Acceptance NV-CSOP A50 ETF Eu Wt Dec16A	2016/11/29	2016/12/06
12422	UBS AG – Ping An European Warrants Dec 2016 C	2016/11/29	2016/12/06
28633	J P Morgan SP BV – AIA European Warrants Dec 2016 B	2016/11/30	2016/12/07
28621	UBS AG – CSOP A50 ETF European Warrants Dec 2016 B	2016/11/30	2016/12/07
11599	J P Morgan SP BV – SPDR Gold Trust European Wts Dec 2016 A	2016/12/01	2016/12/08
27802	Haitong Int'l Sec – Anta Sports European Warrants Dec 2016 A	2016/12/02	2016/12/09
26017	Nomura Int'l plc – CNOOC European Warrants Dec 2016 A	2016/12/02	2016/12/09
29042	BOCI Asia Ltd. – China Life European Warrants Dec 2016 D	2016/12/05	2016/12/12
26598	BOCI Asia Ltd. – Tencent Holdings European Wts Dec 2016 D	2016/12/05	2016/12/12
11688	BOCI Asia Ltd. – Tencent Holdings European Wts Dec 2016 F	2016/12/05	2016/12/12
10398	J P Morgan SP BV – N225 Idx Euro Put Wts Dec 2016 B	2016/12/05	2016/12/12
10375	J P Morgan SP BV – N225 Index Euro Wts Dec 2016 A	2016/12/05	2016/12/12
10365	SGA Societe Generale Acceptance NV-N225 Eu Put Wt Dec 2016 A	2016/12/05	2016/12/12
10390	SGA Societe Generale Acceptance NV-N225 Eu Put Wt Dec 2016 D	2016/12/05	2016/12/12
10374	SGA Societe Generale Acceptance NV-Nikkei 225 Eu Wt Dec 16 B	2016/12/05	2016/12/12
10389	SGA Societe Generale Acceptance NV-Nikkei 225 Eu Wt Dec 16 C	2016/12/05	2016/12/12
10362	UBS AG – Nikkei 225 European Put Warrants Dec 2016 B	2016/12/05	2016/12/12
10388	UBS AG – Nikkei 225 European Put Warrants Dec 2016 E	2016/12/05	2016/12/12
10359	UBS AG – Nikkei 225 European Warrants Dec 2016 A	2016/12/05	2016/12/12
10384	UBS AG – Nikkei 225 European Warrants Dec 2016 C	2016/12/05	2016/12/12
10385	UBS AG – Nikkei 225 European Warrants Dec 2016 D	2016/12/05	2016/12/12
27277	BOCI Asia Ltd. – CITIC Sec European Warrants Dec 2016 A	2016/12/06	2016/12/13
18304	BOCI Asia Ltd. – KECL European Warrants Dec 2016 A	2016/12/06	2016/12/13
25047	BOCI Asia Ltd. – Lenovo European Warrants Dec 2016 A	2016/12/06	2016/12/13
27995	BOCI Asia Ltd. – PetroChina European Warrants Dec 2016 A	2016/12/06	2016/12/13
27494	BOCI Asia Ltd. – Ping An European Warrants Dec 2016 C	2016/12/06	2016/12/13
26575	Credit Suisse AG – ChiUnicom European Warrants Dec 2016 B	2016/12/06	2016/12/13
27285	Credit Suisse AG – HKEX European Warrants Dec 2016 B	2016/12/06	2016/12/13
24875	Credit Suisse AG – Lenovo European Warrants Dec 2016 A	2016/12/06	2016/12/13
28761	Credit Suisse AG – Lenovo European Warrants Dec 2016 C	2016/12/06	2016/12/13
14486	Goldman Sachs SP (Asia) – China Cinda Euro Wts Dec 2016 A	2016/12/06	2016/12/13
25180	Goldman Sachs SP (Asia) – Lenovo European Wts Dec 2016 B	2016/12/06	2016/12/13
14418	HK Bank – China Cinda European Warrants Dec 2016 B	2016/12/06	2016/12/13
18105	HK Bank – KECL European Warrants Dec 2016 A	2016/12/06	2016/12/13
24779	HK Bank – Lenovo European Warrants Dec 2016 B	2016/12/06	2016/12/13
14958	J P Morgan SP BV – China Unicom European Warrants Dec 2016 A	2016/12/06	2016/12/13
24783	J P Morgan SP BV – Lenovo European Warrants Dec 2016 B	2016/12/06	2016/12/13
18191	Standard Chartered Bank – KECL European Warrants Dec 2016 A	2016/12/06	2016/12/13
24846	Standard Chartered Bank – Lenovo European Wts Dec 2016 A	2016/12/06	2016/12/13
26372	UBS AG – China Overseas European Warrants Dec 2016 A	2016/12/06	2016/12/13
22080	UBS AG – Evergrande European Warrants Dec 2016 A	2016/12/06	2016/12/13
26895	UBS AG – HKEX European Warrants Dec 2016 C	2016/12/06	2016/12/13
18066	UBS AG – KECL European Warrants Dec 2016 A	2016/12/06	2016/12/13
28199	UBS AG – Lenovo European Warrants Dec 2016 C	2016/12/06	2016/12/13
26370	UBS AG – SPDR Gold Trust European Warrants Dec 2016 A	2016/12/06	2016/12/13
13599	J P Morgan SP BV – CKH European Warrants Apr 2017 A	2016/12/13	2016/12/14
27985	J P Morgan SP BV – HSI European Warrants Dec 2016 C	2016/12/13	2016/12/14
25312	J P Morgan SP BV – Tencent European Warrants Dec 2016 E	2016/12/13	2016/12/14
28867	Credit Suisse AG – AAC Acoustic European Warrants Dec 2016 A	2016/12/08	2016/12/15
25906	J P Morgan SP BV – A50 China European Warrants Dec 2017 A	2016/12/14	2016/12/15
25819	J P Morgan SP BV – BEA European Warrants Feb 2017 A	2016/12/14	2016/12/15
28051	J P Morgan SP BV – BOC HK European Warrants Dec 2016 B	2016/12/14	2016/12/15
14533	J P Morgan SP BV – CC Bank European Wts Aug 2017 A	2016/12/14	2016/12/15
26157	J P Morgan SP BV – CNOOC European Warrants Nov 2018 A	2016/12/14	2016/12/15
26253	J P Morgan SP BV – CSOP A50 ETF European Warrants Oct 2017 A	2016/12/14	2016/12/15
14289	J P Morgan SP BV – HSBC European Warrants Apr 2017 C	2016/12/14	2016/12/15
27824	J P Morgan SP BV – HSI European Warrants Dec 2016 B	2016/12/14	2016/12/15
28845	J P Morgan SP BV – HSI European Warrants Mar 2017 A	2016/12/14	2016/12/15
27080	J P Morgan SP BV – Tencent European Warrants Apr 2017 A	2016/12/14	2016/12/15
26136	J P Morgan SP BV – Wynn Macau European Warrants Dec 2017 A	2016/12/14	2016/12/15
23020	Macquarie Bank Ltd. – Chinares Cement European Wt Dec 2016 A	2016/12/09	2016/12/16
24937	Bank of East Asia – CGN Power European Warrants Dec 2016 B	2016/12/12	2016/12/19
10383	BNP Paribas Arbit Issu B.V. – Gold European Put Wts Dec 16 B	2016/12/12	2016/12/19
10382	BNP Paribas Arbit Issu B.V. – Gold European Wts Dec 2016 A	2016/12/12	2016/12/19

List of expired derivative warrants, 2016 (continued)

Code	Warrant	Last trading date	Delisted date
22424	J P Morgan SP BV – Belle Int'l European Warrants Dec 2016 A	2016/12/12	2016/12/19
21858	Macquarie Bank Ltd. – CMS European Warrants Dec 2016 A	2016/12/12	2016/12/19
25110	Macquarie Bank Ltd. – Goldwind European Warrants Dec 2016 A	2016/12/12	2016/12/19
22349	Macquarie Bank Ltd. – HN Renewables European Wts Dec 2016 A	2016/12/12	2016/12/19
22265	Macquarie Bank Ltd. – JNCEC European Warrants Dec 2016 A	2016/12/12	2016/12/19
27759	Macquarie Bank Ltd. – Xinyi Solar European Warrants Dec 16 A	2016/12/12	2016/12/19
19857	Standard Chartered Bank – HuanengPower Euro Wts Dec 2016 A	2016/12/12	2016/12/19
25049	BOCI Asia Ltd. – BOC HK European Warrants Dec 2016 A	2016/12/13	2016/12/20
16366	BOCI Asia Ltd. – CKH European Warrants Dec 2016 A	2016/12/13	2016/12/20
25629	BOCI Asia Ltd. – HKEX European Warrants Dec 2016 A	2016/12/13	2016/12/20
27275	BOCI Asia Ltd. – Kingsoft European Warrants Dec 2016 A	2016/12/13	2016/12/20
28743	BOCI Asia Ltd. – Lenovo European Warrants Dec 2016 B	2016/12/13	2016/12/20
18575	BOCI Asia Ltd. – Minsheng Bank European Warrants Dec 2016 A	2016/12/13	2016/12/20
27659	BOCI Asia Ltd. – Ping An European Warrants Dec 2016 D	2016/12/13	2016/12/20
19904	BOCI Asia Ltd. – Tencent Holdings European Wts Dec 2016 A	2016/12/13	2016/12/20
17774	Credit Suisse AG – BYD European Warrants Dec 2016 A	2016/12/13	2016/12/20
17129	Credit Suisse AG – China Mobile European Warrants Dec 2016 A	2016/12/13	2016/12/20
16706	Credit Suisse AG – CKH European Warrants Dec 2016 A	2016/12/13	2016/12/20
17805	Credit Suisse AG – KECL European Warrants Dec 2016 A	2016/12/13	2016/12/20
18528	Credit Suisse AG – Minsheng Bank European Wts Dec 2016 A	2016/12/13	2016/12/20
16627	Credit Suisse AG – Tencent Holdings European Wts Dec 2016 A	2016/12/13	2016/12/20
28276	Goldman Sachs SP (Asia) – CICC European Warrants Dec 2016 A	2016/12/13	2016/12/20
16333	HK Bank – China Mobile European Warrants Dec 2016 A	2016/12/13	2016/12/20
19705	HK Bank – China Mobile European Warrants Dec 2016 B	2016/12/13	2016/12/20
16676	HK Bank – CKH European Warrants Dec 2016 A	2016/12/13	2016/12/20
17777	J P Morgan SP BV – China Mob European Wts Dec 2016 A	2016/12/13	2016/12/20
26852	Macquarie Bank Ltd. – Anta Sports European Wts Dec 2016 A	2016/12/13	2016/12/20
27319	Macquarie Bank Ltd. – ZTE European Warrants Dec 2016 A	2016/12/13	2016/12/20
18464	Standard Chartered Bank – Tencent Hldg Euro Wts Dec 2016 A	2016/12/13	2016/12/20
14142	UBS AG – China Cinda European Warrants Dec 2016 A	2016/12/13	2016/12/20
14616	UBS AG – China Unicom European Warrants Dec 2016 A	2016/12/13	2016/12/20
25980	UBS AG – HKEX European Warrants Dec 2016 B	2016/12/13	2016/12/20
27368	UBS AG – Kingsoft European Warrants Dec 2016 A	2016/12/13	2016/12/20
28968	UBS AG – Lenovo European Put Warrants Dec 2016 E	2016/12/13	2016/12/20
14172	UBS AG – Lenovo European Warrants Dec 2016 A	2016/12/13	2016/12/20
28813	UBS AG – Lenovo European Warrants Dec 2016 D	2016/12/13	2016/12/20
23095	UBS AG – Minsheng Bank European Warrants Dec 2016 A	2016/12/13	2016/12/20
19080	BOCI Asia Ltd. – Tracker Fund European Warrants Dec 2016 A	2016/12/14	2016/12/21
11664	Goldman Sachs SP (Asia) – China Mobile Euro Wts Dec 2016 A	2016/12/14	2016/12/21
23442	HK Bank – China Shenhua European Warrants Dec 2016 A	2016/12/14	2016/12/21
19931	HK Bank –BYD European Warrants Dec 2016 C	2016/12/14	2016/12/21
16482	J P Morgan SP BV – BYD European Warrants Dec 2016 A	2016/12/14	2016/12/21
26001	Standard Chartered Bank – BYD European Warrants Dec 2016 A	2016/12/14	2016/12/21
24043	UBS AG – China Shenhua European Warrants Dec 2016 A	2016/12/14	2016/12/21
24004	UBS AG – CKH European Warrants Dec 2016 B	2016/12/14	2016/12/21
23099	UBS AG – Lenovo European Warrants Dec 2016 B	2016/12/14	2016/12/21
19047	Bank of East Asia – A50 China European Put Wts Dec 2016 A	2016/12/15	2016/12/22
19045	Bank of East Asia – Ping An European Warrants Dec 2016 A	2016/12/15	2016/12/22
21449	BOCI Asia Ltd. – A50 China European Warrants Dec 2016 E	2016/12/15	2016/12/22
12940	BOCI Asia Ltd. – BYD European Warrants Dec 2016 A	2016/12/15	2016/12/22
26908	BOCI Asia Ltd. – China Life European Warrants Dec 2016 B	2016/12/15	2016/12/22
17964	BOCI Asia Ltd. – CNOOC European Warrants Dec 2016 A	2016/12/15	2016/12/22
18522	BOCI Asia Ltd. – CSOP A50 ETF European Put Warrants Dec 16 A	2016/12/15	2016/12/22
26927	BOCI Asia Ltd. –Tencent Holdings European Put Wts Dec 2016 B	2016/12/15	2016/12/22
11665	Credit Suisse AG – China Life European Warrants Dec 2016 A	2016/12/15	2016/12/22
18749	Credit Suisse AG – CSOP A50 ETF Euro Put Wts Dec 2016 A	2016/12/15	2016/12/22
11899	Credit Suisse AG – Galaxy Ent European Warrants Dec 2016 A	2016/12/15	2016/12/22
11897	Credit Suisse AG – Sands China European Warrants Dec 2016 A	2016/12/15	2016/12/22
28052	Goldman Sachs SP (Asia) – BOCL European Warrants Dec 2016 A	2016/12/15	2016/12/22
29283	Goldman Sachs SP (Asia) – Minsheng Bank Euro Wts Dec 2016 A	2016/12/15	2016/12/22
20292	Goldman Sachs SP (Asia) – Ping An European Wts Dec 2016 B	2016/12/15	2016/12/22
12480	Goldman Sachs SP (Asia) – Ping An European Wts Dec 2016 E	2016/12/15	2016/12/22
11662	Goldman Sachs SP (Asia) –Tencent European Wt Dec 2016 G	2016/12/15	2016/12/22
27234	Haitong Int'l Sec – China Life European Warrants Dec 2016 A	2016/12/15	2016/12/22
13914	HK Bank – China Unicom European Warrants Dec 2016 A	2016/12/15	2016/12/22
19279	HK Bank – CNOOC European Warrants Dec 2016 A	2016/12/15	2016/12/22
19613	HK Bank – Ping An European Warrants Dec 2016 A	2016/12/15	2016/12/22
17222	HK Bank – Stanchart European Warrants Dec 2016 A	2016/12/15	2016/12/22
19720	HK Bank – Tencent European Warrants Dec 2016 B	2016/12/15	2016/12/22
19919	J P Morgan SP BV – Guangdong Inv European Warrants Dec 16 A	2016/12/15	2016/12/22
20201	J P Morgan SP BV – SFCE European Warrants Dec 2016 A	2016/12/15	2016/12/22
17246	J P Morgan SP BV – Stanchart European Warrants Dec 2016 A	2016/12/15	2016/12/22
14440	SGA Societe Generale Acceptance N.V. – Ch Cinda Eu Wt Dec16B	2016/12/15	2016/12/22
15756	Standard Chartered Bank – China Unicom Euro Wts Dec 2016 A	2016/12/15	2016/12/22
28473	UBS AG – BOCL European Warrants Dec 2016 A	2016/12/15	2016/12/22
23467	UBS AG – CSOP A50 ETF European Warrants Dec 2016 A	2016/12/15	2016/12/22
11859	UBS AG – Galaxy Ent European Warrants Dec 2016 A	2016/12/15	2016/12/22
11085	UBS AG – HSBC European Put Warrants Dec 2016 A	2016/12/15	2016/12/22
11577	UBS AG – PetroChina European Warrants Dec 2016 A	2016/12/15	2016/12/22
20022	UBS AG – Ping An European Warrants Dec 2016 A	2016/12/15	2016/12/22
11858	UBS AG – Sands China European Warrants Dec 2016 B	2016/12/15	2016/12/22
20176	UBS AG – SFCE European Warrants Dec 2016 A	2016/12/15	2016/12/22
17241	UBS AG – Stanchart European Warrants Dec 2016 A	2016/12/15	2016/12/22
25426	UBS AG – Tencent Holdings European Warrants Dec 2016 B	2016/12/15	2016/12/22
25518	Bank of East Asia – HKEX European Warrants Dec 2016 A	2016/12/16	2016/12/23
10394	BNP Paribas Arbit Issu B.V. – EUR/USD Euro Put Wt Dec 2016 B	2016/12/16	2016/12/23
10393	BNP Paribas Arbit Issu B.V. – EUR/USD Euro Wts Dec 2016 A	2016/12/16	2016/12/23

List of expired derivative warrants, 2016 (continued)

Code	Warrant	Last trading date	Delisted date
10397	BNP Paribas Arbit Issu B.V. – GBP/USD European Put Wt Dec16B	2016/12/16	2016/12/23
10396	BNP Paribas Arbit Issu B.V. – GBP/USD European Wts Dec16A	2016/12/16	2016/12/23
10395	BNP Paribas Arbit Issu B.V. – USD/YEN Eur Put Wts Dec 2016 A	2016/12/16	2016/12/23
18519	BOCI Asia Ltd. – A50 China European Warrants Dec 2016 B	2016/12/16	2016/12/23
26945	BOCI Asia Ltd. – CSOP A50 ETF European Warrants Dec 2016 C	2016/12/16	2016/12/23
18706	Credit Suisse AG – A50 China European Put Wts Dec 2016 D	2016/12/16	2016/12/23
17240	Credit Suisse AG – Stanchart European Warrants Dec 2016 A	2016/12/16	2016/12/23
29734	Goldman Sachs SP (Asia) – HSBC European Warrants Dec 2016 A	2016/12/16	2016/12/23
26649	Goldman Sachs SP (Asia) –Tencent European Wt Dec 2016 E	2016/12/16	2016/12/23
27805	Haitong Int'l Sec – Ping An European Warrants Dec 2016 A	2016/12/16	2016/12/23
16045	UBS AG – BYD European Warrants Dec 2016 A	2016/12/16	2016/12/23
11301	UBS AG – CC Bank European Put Warrants Dec 2016 B	2016/12/16	2016/12/23
14709	UBS AG – China Cinda European Warrants Dec 2016 C	2016/12/16	2016/12/23
11078	UBS AG – Stanchart European Warrants Dec 2016 B	2016/12/16	2016/12/23
26470	Bank of East Asia – Galaxy Ent European Warrants Dec 2016 A	2016/12/19	2016/12/28
18520	BOCI Asia Ltd. – A50 China European Warrants Dec 2016 C	2016/12/19	2016/12/28
19314	BOCI Asia Ltd. – Ping An European Warrants Dec 2016 A	2016/12/19	2016/12/28
18593	Credit Suisse AG – A50 China European Warrants Dec 2016 B	2016/12/19	2016/12/28
18595	Credit Suisse AG – A50 China European Warrants Dec 2016 C	2016/12/19	2016/12/28
14313	Credit Suisse AG – China Cinda European Warrants Dec 2016 A	2016/12/19	2016/12/28
27681	Credit Suisse AG – HKEX European Put Warrants Dec 2016 C	2016/12/19	2016/12/28
28173	Goldman Sachs SP (Asia) – Agri Bk European Wts Dec 2016 A	2016/12/19	2016/12/28
11488	Goldman Sachs SP (Asia) – AIA European Warrants Dec 2016 A	2016/12/19	2016/12/28
11191	Goldman Sachs SP (Asia) – CC Bank European Wts Dec 2016 A	2016/12/19	2016/12/28
27402	Goldman Sachs SP (Asia) – HKEX European Put Wts Dec 2016 B	2016/12/19	2016/12/28
11507	Goldman Sachs SP (Asia) – HSBC European Put Wts Dec 2016 D	2016/12/19	2016/12/28
11724	Goldman Sachs SP (Asia) – HSBC European Warrants Dec 2016 E	2016/12/19	2016/12/28
13169	Goldman Sachs SP (Asia) –Tencent European Wt Dec 2016 J	2016/12/19	2016/12/28
14310	J P Morgan SP BV – China Cinda European Warrants Dec 2016 A	2016/12/19	2016/12/28
28055	SG Issuer – Anhui Conch European Warrants Jan 2017 A	2016/12/23	2016/12/28
28212	SG Issuer – Geely Auto European Warrants Jan 2017 A	2016/12/23	2016/12/28
11072	SG Issuer – HSBC European Warrants Jan 2017 A	2016/12/23	2016/12/28
26398	SGA Societe Generale Acceptance N.V. –HSCEI Eu Put Wt Dec16B	2016/12/23	2016/12/28
22312	SGA Societe Generale Acceptance N.V.–Evergrande Eu Wt Jan17 A	2016/12/23	2016/12/28
17369	Standard Chartered Bank – Dongfeng European Wts Dec 2016 A	2016/12/19	2016/12/28
17324	Standard Chartered Bank – Cathay Pac Air Euro Wts Dec 2016 A	2016/12/19	2016/12/28
14414	Standard Chartered Bank – China Cinda Euro Wts Dec 2016 B	2016/12/19	2016/12/28
28477	UBS AG – CC Bank European Warrants Dec 2016 A	2016/12/19	2016/12/28
27474	UBS AG – China Life European Warrants Dec 2016 B	2016/12/19	2016/12/28
12111	UBS AG – China Vanke European Warrants Dec 2016 A	2016/12/19	2016/12/28
27540	UBS AG – HKEX European Put Warrants Dec 2016 D	2016/12/19	2016/12/28
11474	UBS AG – Tencent Holdings European Warrants Dec 2016 E	2016/12/19	2016/12/28
12751	UBS AG – Tencent Holdings European Warrants Dec 2016 H	2016/12/19	2016/12/28
24940	Bank of East Asia – Lenovo European Warrants Dec 2016 B	2016/12/20	2016/12/29
18225	Bank of East Asia – Minsheng Bank European Warrants Dec 16 A	2016/12/20	2016/12/29
24719	Bank of East Asia – Tencent Holdings European Wts Dec 2016 A	2016/12/20	2016/12/29
24939	BNP Paribas Arbit Issu B.V. – Lenovo European Wts Dec 2016 B	2016/12/20	2016/12/29
15565	BOCI Asia Ltd. – A50 China European Warrants Dec 2016 A	2016/12/20	2016/12/29
29531	BOCI Asia Ltd. – AIA European Warrants Dec 2016 A	2016/12/20	2016/12/29
15977	BOCI Asia Ltd. – China Mobile European Warrants Dec 2016 A	2016/12/20	2016/12/29
22966	BOCI Asia Ltd. – CKH European Warrants Dec 2016 B	2016/12/20	2016/12/29
18523	BOCI Asia Ltd. – CSOP A50 ETF European Warrants Dec 2016 B	2016/12/20	2016/12/29
22019	BOCI Asia Ltd. – CSOP A50 ETF European Warrants Dec 2016 D	2016/12/20	2016/12/29
26046	BOCI Asia Ltd. – HKEX European Put Warrants Dec 2016 B	2016/12/20	2016/12/29
11016	BOCI Asia Ltd. – HSBC European Put Warrants Dec 2016 A	2016/12/20	2016/12/29
22363	BOCI Asia Ltd. – Minsheng Bank European Warrants Dec 2016 B	2016/12/20	2016/12/29
19317	BOCI Asia Ltd. – SHK Ppt European Warrants Dec 2016 A	2016/12/20	2016/12/29
24926	BOCI Asia Ltd. – Tencent Holdings European Wts Dec 2016 C	2016/12/20	2016/12/29
26049	BOCI Asia Ltd. – Tracker Fund European Warrants Dec 2016 B	2016/12/20	2016/12/29
20812	BOCI Asia Ltd. – Yanzhou Coal European Warrants Dec 2016 A	2016/12/20	2016/12/29
13261	Credit Suisse AG – A50 China European Warrants Dec 2016 A	2016/12/20	2016/12/29
19569	Credit Suisse AG – China Mobile European Warrants Dec 2016 B	2016/12/20	2016/12/29
21659	Credit Suisse AG – China Mobile European Warrants Dec 2016 C	2016/12/20	2016/12/29
21846	Credit Suisse AG – ChiUnicom European Warrants Dec 2016 A	2016/12/20	2016/12/29
27980	Credit Suisse AG – CM Bank European Warrants Dec 2016 A	2016/12/20	2016/12/29
21870	Credit Suisse AG – CNBM European Warrants Dec 2016 A	2016/12/20	2016/12/29
24780	Credit Suisse AG – HKEX European Warrants Dec 2016 A	2016/12/20	2016/12/29
21887	Credit Suisse AG – Minsheng Bank European Wts Dec 2016 B	2016/12/20	2016/12/29
19324	Credit Suisse AG – SHK Ppt European Warrants Dec 2016 A	2016/12/20	2016/12/29
26378	Goldman Sachs SP (Asia) – A50 China European Wts Dec 2016 A	2016/12/20	2016/12/29
27450	Goldman Sachs SP (Asia) – China Life Euro Wts Dec 2016 B	2016/12/20	2016/12/29
11656	Goldman Sachs SP (Asia) – China Life Euro Wts Dec 2016 C	2016/12/20	2016/12/29
16679	Goldman Sachs SP (Asia) – CKH European Warrants Dec 2016 A	2016/12/20	2016/12/29
13030	Goldman Sachs SP (Asia) – CM Bank European Wts Dec 2016 A	2016/12/20	2016/12/29
27403	Goldman Sachs SP (Asia) – HKEX European Warrants Dec 2016 C	2016/12/20	2016/12/29
11190	Goldman Sachs SP (Asia) – HSBC European Warrants Dec 2016 C	2016/12/20	2016/12/29
29021	Goldman Sachs SP (Asia) – Lenovo European Wts Dec 2016 D	2016/12/20	2016/12/29
27830	Goldman Sachs SP (Asia) – Sands China Eur Put Wts Dec 2016 B	2016/12/20	2016/12/29
11647	Goldman Sachs SP (Asia) – Stanchart European Wts Dec 2016 A	2016/12/20	2016/12/29
16289	Goldman Sachs SP (Asia) –Tencent European Wt Dec 2016 A	2016/12/20	2016/12/29
11973	Goldman Sachs SP (Asia) –Tencent European Wt Dec 2016 H	2016/12/20	2016/12/29
12734	Goldman Sachs SP (Asia) –Tencent European Wt Dec 2016 I	2016/12/20	2016/12/29
11684	Haitong Int'l Sec – BOCL European Warrants Dec 2016 A	2016/12/20	2016/12/29
26902	Haitong Int'l Sec – HKEX European Warrants Dec 2016 A	2016/12/20	2016/12/29
28408	Haitong Int'l Sec – Kingsoft European Warrants Dec 2016 A	2016/12/20	2016/12/29
28402	Haitong Int'l Sec – Lenovo European Warrants Dec 2016 A	2016/12/20	2016/12/29
12937	Haitong Int'l Sec – Tencent European Warrants Dec 2016 B	2016/12/20	2016/12/29

List of expired derivative warrants, 2016 (continued)

Code	Warrant	Last trading date	Delisted date
12322	HK Bank – A50 China European Warrants Dec 2016 A	2016/12/20	2016/12/29
18576	HK Bank – A50 China European Warrants Dec 2016 B	2016/12/20	2016/12/29
22988	HK Bank – CGN Power European Warrants Dec 2016 A	2016/12/20	2016/12/29
24132	HK Bank – CNOOC European Warrants Dec 2016 B	2016/12/20	2016/12/29
27026	HK Bank – HKEX European Put Warrants Dec 2016 C	2016/12/20	2016/12/29
26561	HK Bank – HKEX European Warrants Dec 2016 B	2016/12/20	2016/12/29
11753	HK Bank – Tencent European Warrants Dec 2016 D	2016/12/20	2016/12/29
15599	Nomura Int'l plc – BYD European Warrants Dec 2016 A	2016/12/20	2016/12/29
14223	Nomura Int'l plc – China Cinda European Warrants Dec 2016 A	2016/12/20	2016/12/29
17488	Nomura Int'l plc – CKH European Warrants Dec 2016 A	2016/12/20	2016/12/29
13555	Nomura Int'l plc – CSPC Pharma European Warrants Dec 2016 A	2016/12/20	2016/12/29
14327	SGA Societe Generale Acceptance N.V. – Ch Cinda Eu Wt Dec16A	2016/12/20	2016/12/29
25350	SGA Societe Generale Acceptance N.V. – Lenovo Eu Wt Dec 16 A	2016/12/20	2016/12/29
29666	Standard Chartered Bank – A50 China Euro Warrants Dec 2016 A	2016/12/20	2016/12/29
13277	UBS AG – A50 China European Warrants Dec 2016 A	2016/12/20	2016/12/29
17519	UBS AG – BOC HK European Warrants Dec 2016 A	2016/12/20	2016/12/29
14368	UBS AG – China Cinda European Warrants Dec 2016 B	2016/12/20	2016/12/29
22164	UBS AG – China Mobile European Warrants Dec 2016 A	2016/12/20	2016/12/29
16082	UBS AG – CKH European Warrants Dec 2016 A	2016/12/20	2016/12/29
23165	UBS AG – HKEX European Warrants Dec 2016 A	2016/12/20	2016/12/29
11738	UBS AG – Sands China European Warrants Dec 2016 A	2016/12/20	2016/12/29
25976	UBS AG – Tencent Holdings European Warrants Dec 2016 C	2016/12/20	2016/12/29
25978	UBS AG – Tencent Holdings European Warrants Dec 2016 D	2016/12/20	2016/12/29
11633	UBS AG – Tencent Holdings European Warrants Dec 2016 G	2016/12/20	2016/12/29
27041	BNP Paribas Arbit Issu B.V. – HSCEI Euro Put Wts Dec 2016 B	2016/12/21	2016/12/30
26494	BNP Paribas Arbit Issu B.V. – HSCEI European Wts Dec 2016 A	2016/12/21	2016/12/30
27358	BNP Paribas Arbit Issu B.V. – HSI Euro Put Wts Dec 2016 B	2016/12/21	2016/12/30
27352	BNP Paribas Arbit Issu B.V. – HSI European Wts Dec 2016 A	2016/12/21	2016/12/30
28368	BNP Paribas Arbit Issu B.V. – HSI European Wts Dec 2016 C	2016/12/21	2016/12/30
11383	BNP Paribas Arbit Issu B.V. – HSI European Wts Dec 2016 D	2016/12/21	2016/12/30
29530	BOCI Asia Ltd. – China Cinda European Warrants Dec 2016 A	2016/12/21	2016/12/30
26382	BOCI Asia Ltd. – HSCEI European Put Warrants Dec 2016 A	2016/12/21	2016/12/30
27575	BOCI Asia Ltd. – HSCEI European Put Warrants Dec 2016 D	2016/12/21	2016/12/30
27383	BOCI Asia Ltd. – HSCEI European Warrants Dec 2016 B	2016/12/21	2016/12/30
27571	BOCI Asia Ltd. – HSCEI European Warrants Dec 2016 C	2016/12/21	2016/12/30
11928	Credit Suisse AG – AIA European Warrants Dec 2016 C	2016/12/21	2016/12/30
22789	Credit Suisse AG – BYD European Warrants Dec 2016 B	2016/12/21	2016/12/30
22487	Credit Suisse AG – China Shenhua European Wts Dec 2016 A	2016/12/21	2016/12/30
24185	Credit Suisse AG – CNOOC European Warrants Dec 2016 A	2016/12/21	2016/12/30
27341	Credit Suisse AG – HSI European Warrants Dec 2016 A	2016/12/21	2016/12/30
28128	Credit Suisse AG – HSI European Warrants Dec 2016 B	2016/12/21	2016/12/30
19263	Credit Suisse AG – Ping An European Warrants Dec 2016 A	2016/12/21	2016/12/30
23635	Credit Suisse AG – Ping An European Warrants Dec 2016 B	2016/12/21	2016/12/30
11113	Goldman Sachs SP (Asia) – CAM CSI300 European Wts Dec 2016 A	2016/12/21	2016/12/30
25611	Goldman Sachs SP (Asia) – China Life Euro Put Wts Dec 2016 A	2016/12/21	2016/12/30
12152	Goldman Sachs SP (Asia) – China Shenhua Euro Wts Dec 2016 A	2016/12/21	2016/12/30
22821	Goldman Sachs SP (Asia) – CKH European Wts Dec 2016 B	2016/12/21	2016/12/30
27557	Goldman Sachs SP (Asia) – Geely Auto European Wts Dec 2016 A	2016/12/21	2016/12/30
12355	Goldman Sachs SP (Asia) – HSCEI European Put Wts Dec 2016 A	2016/12/21	2016/12/30
25547	Goldman Sachs SP (Asia) – HSCEI European Put Wts Dec 2016 B	2016/12/21	2016/12/30
26516	Goldman Sachs SP (Asia) – HSCEI European Warrants Dec 2016 C	2016/12/21	2016/12/30
27514	Goldman Sachs SP (Asia) – HSCEI European Warrants Dec 2016 D	2016/12/21	2016/12/30
28314	Goldman Sachs SP (Asia) – HSI European Put Wts Dec 2016 B	2016/12/21	2016/12/30
28401	Goldman Sachs SP (Asia) – HSI European Put Wts Dec 2016 C	2016/12/21	2016/12/30
11223	Goldman Sachs SP (Asia) – HSI European Put Wts Dec 2016 D	2016/12/21	2016/12/30
28033	Goldman Sachs SP (Asia) – HSI European Warrants Dec 2016 A	2016/12/21	2016/12/30
11602	Goldman Sachs SP (Asia) – HSI European Warrants Dec 2016 E	2016/12/21	2016/12/30
24212	Goldman Sachs SP (Asia) – Lenovo European Wts Dec 2016 A	2016/12/21	2016/12/30
25673	Goldman Sachs SP (Asia) – Tracker Fund European Wts Dec 16 A	2016/12/21	2016/12/30
27194	Haitong Int'l Sec – China Mobile European Warrants Dec 2016A	2016/12/21	2016/12/30
27201	Haitong Int'l Sec – China Shenhua European Warrants Dec 16 A	2016/12/21	2016/12/30
21670	HK Bank – China Unicom European Warrants Dec 2016 B	2016/12/21	2016/12/30
11769	HK Bank – CSOP A50 ETF European Warrants Dec 2016 A	2016/12/21	2016/12/30
25970	HK Bank – HSCEI European Put Warrants Dec 2016 A	2016/12/21	2016/12/30
27103	HK Bank – HSCEI European Put Warrants Dec 2016 D	2016/12/21	2016/12/30
28248	HK Bank – HSCEI European Put Warrants Dec 2016 E	2016/12/21	2016/12/30
11756	HK Bank – HSCEI European Put Warrants Dec 2016 F	2016/12/21	2016/12/30
26490	HK Bank – HSCEI European Warrants Dec 2016 B	2016/12/21	2016/12/30
27021	HK Bank – HSCEI European Warrants Dec 2016 C	2016/12/21	2016/12/30
27996	HK Bank – HSI European Put Warrants Dec 2016 B	2016/12/21	2016/12/30
28251	HK Bank – HSI European Put Warrants Dec 2016 C	2016/12/21	2016/12/30
25964	HK Bank – HSI European Warrants Dec 2016 A	2016/12/21	2016/12/30
11224	HK Bank – HSI European Warrants Dec 2016 D	2016/12/21	2016/12/30
24506	HK Bank – Lenovo European Warrants Dec 2016 A	2016/12/21	2016/12/30
25307	J P Morgan SP BV – HSCEI European Put Warrants Dec 2016 A	2016/12/21	2016/12/30
26463	J P Morgan SP BV – HSCEI European Put Warrants Dec 2016 B	2016/12/21	2016/12/30
11658	J P Morgan SP BV – HSCEI European Put Warrants Dec 2016 D	2016/12/21	2016/12/30
27886	J P Morgan SP BV – HSCEI European Wts Dec 2016 C	2016/12/21	2016/12/30
27822	J P Morgan SP BV – HSI European Put Warrants Dec 2016 A	2016/12/21	2016/12/30
28300	J P Morgan SP BV – HSI European Put Warrants Dec 2016 D	2016/12/21	2016/12/30
28442	J P Morgan SP BV – HSI European Put Warrants Dec 2016 E	2016/12/21	2016/12/30
11397	J P Morgan SP BV – Kingsoft European Warrants Dec 2016 A	2016/12/21	2016/12/30
25413	J P Morgan SP BV – Tracker Fund European Warrants Dec 2016 A	2016/12/21	2016/12/30
28356	SG Issuer – HSI Euro Put Wts Dec 2016 E	2016/12/21	2016/12/30
27922	SG Issuer – HSI European Warrants Dec 2016 D	2016/12/21	2016/12/30
27045	SGA Societe Generale Acceptance N.V. – HSCEI Eu Wt Dec 2016C	2016/12/21	2016/12/30
25913	SGA Societe Generale Acceptance N.V. – HSI Eur Wt Dec 2016 B	2016/12/21	2016/12/30

List of expired derivative warrants, 2016 (continued)

Code	Warrant	Last trading date	Delisted date
26754	SGA Societe Generale Acceptance N.V. – HSI Eur Wt Dec 2016 C	2016/12/21	2016/12/30
11307	SGA Societe Generale Acceptance N.V. -HSCEI Eu Put Wt Dec16A	2016/12/21	2016/12/30
25807	SGA Societe Generale Acceptance N.V. -HSI Eu Put Wt Dec 16 A	2016/12/21	2016/12/30
27902	Standard Chartered Bank – Tracker Fund Euro Wts Dec 2016 A	2016/12/21	2016/12/30
26374	UBS AG – CKP European Warrants Dec 2016 A	2016/12/21	2016/12/30
28972	UBS AG – HS H-SHARE European Warrants Dec 2016 A	2016/12/21	2016/12/30
23960	UBS AG – HSCEI European Put Warrants Dec 2016 A	2016/12/21	2016/12/30
25493	UBS AG – HSCEI European Put Warrants Dec 2016 B	2016/12/21	2016/12/30
11628	UBS AG – HSCEI European Put Warrants Dec 2016 E	2016/12/21	2016/12/30
25757	UBS AG – HSCEI European Warrants Dec 2016 C	2016/12/21	2016/12/30
25797	UBS AG – HSCEI European Warrants Dec 2016 D	2016/12/21	2016/12/30
25486	UBS AG – HSI European Put Warrants Dec 2016 B	2016/12/21	2016/12/30
28801	UBS AG – HSI European Put Warrants Dec 2016 E	2016/12/21	2016/12/30
11209	UBS AG – HSI European Put Warrants Dec 2016 G	2016/12/21	2016/12/30
25485	UBS AG – HSI European Warrants Dec 2016 A	2016/12/21	2016/12/30
25985	UBS AG – HSI European Warrants Dec 2016 C	2016/12/21	2016/12/30
25988	UBS AG – HSI European Warrants Dec 2016 D	2016/12/21	2016/12/30
11183	UBS AG – HSI European Warrants Dec 2016 F	2016/12/21	2016/12/30

Market value and trading for derivative warrants, 2012-2016

Year/Month	Number*	Market value* (HK\$ mil.)	Turnover value (HK\$ mil.)	(%) of market total	
2012	3,747	105,257.03	1,646,440.78	12.41	
2013	4,715	95,733.93	1,783,314.68	11.74	
2014	4,938	146,741.31	2,044,512.26	12.03	
2015	4,590	60,433.79	4,504,078.89	17.43	
2016	3,705	42,844.32	2,726,995.81	16.75	
2016	Jan	4,566	54,262.24	350,382.60	21.42
	Feb	4,469	53,226.41	300,877.49	25.62
	Mar	4,184	58,444.35	264,224.66	18.19
	Apr	4,181	59,695.73	224,823.64	17.33
	May	4,145	53,566.72	221,889.47	17.73
	Jun	4,070	51,518.27	231,252.38	17.77
	Jul	3,921	58,190.20	219,924.57	17.97
	Aug	3,936	71,988.70	210,188.02	14.04
	Sep	4,006	76,719.27	188,473.25	12.16
	Oct	3,831	61,360.76	160,848.06	14.01
	Nov	3,845	60,916.36	175,216.52	11.84
	Dec	3,705	42,844.32	178,895.16	14.09

* Month-end or year-end figures.

Newly listed callable bull/bear contracts

Code	Issuer	Name of issue	Issue prices (HK\$)	Strike price (HKD) / Strike level per 10 units	Call price (HKD) / Call level per 10 units	Expiry date	No. of issue (units)	Listing date
65066	BNP Paribas Arbit Issu B.V.	HSI R Bull CBBC Sep 2016 F	0.2500	21,900 per 10,000 units	22,100 per 10,000 units	2016/09/29	250,000,000	2016/01/04
65060	BNP Paribas Arbit Issu B.V.	HSI R Bear CBBC Apr 2016 M	0.2500	22,400 per 10,000 units	22,200 per 10,000 units	2016/04/28	200,000,000	2016/01/04
65082	Credit Suisse AG	HSCEI R Bull CBBC Nov 2016 A	0.2500	9,400 per 10,000 units	9,600 per 10,000 units	2016/11/29	100,000,000	2016/01/04
65089	Credit Suisse AG	HSI R Bull CBBC Nov 2016 J	0.2500	21,800 per 10,000 units	22,000 per 10,000 units	2016/11/29	200,000,000	2016/01/04
65092	Credit Suisse AG	HSI R Bull CBBC Nov 2016 K	0.2500	21,938 per 12,000 units	22,138 per 12,000 units	2016/11/29	200,000,000	2016/01/04
65065	Credit Suisse AG	HSI R Bear CBBC Apr 2016 U	0.2500	22,300 per 10,000 units	22,100 per 10,000 units	2016/04/28	200,000,000	2016/01/04
64867	HK Bank	ABC R Bull CBBC Nov 2016 D	0.2500	2.8800	2.9600	2016/11/14	50,000,000	2016/01/04
64863	HK Bank	ABC R Bull CBBC Dec 2016 B	0.2500	2.5800	2.6600	2016/12/12	50,000,000	2016/01/04
64871	HK Bank	ABC R Bear CBBC Oct 2016 A	0.2500	4.1400	4.0600	2016/10/03	40,000,000	2016/01/04
64795	HK Bank	AIA R Bull CBBC Nov 2016 C	0.8800	38.2600	38.8600	2016/11/14	40,000,000	2016/01/04
64879	HK Bank	AIA R Bull CBBC Nov 2016 D	0.6500	40.5600	41.1600	2016/11/07	40,000,000	2016/01/04
64801	HK Bank	AIA R Bear CBBC Dec 2016 B	0.8100	54.4600	53.8600	2016/12/05	40,000,000	2016/01/04
64579	HK Bank	CAM CSI300 R Bull CBBC Nov 2016 B	0.6400	40.5600	41.3600	2016/11/07	50,000,000	2016/01/04
64589	HK Bank	CAM CSI300 R Bull CBBC Dec 2016 C	1.0300	36.5600	37.3600	2016/12/05	50,000,000	2016/01/04
64741	HK Bank	BOCL R Bull CBBC Oct 2016 B	0.2500	2.8800	2.9600	2016/10/31	50,000,000	2016/01/04
64755	HK Bank	BOCL R Bull CBBC Nov 2016 D	0.2500	2.6800	2.7600	2016/11/28	50,000,000	2016/01/04
64756	HK Bank	BOCL R Bear CBBC Dec 2016 A	0.2500	4.0400	3.9600	2016/12/19	40,000,000	2016/01/04
64845	HK Bank	China Mobile R Bull CBBC Oct 2016 I	0.2500	76.66 per 100 units	77.86 per 100 units	2016/10/31	50,000,000	2016/01/04
64846	HK Bank	China Mobile R Bull CBBC Dec 2016 C	0.2500	72.66 per 100 units	73.86 per 100 units	2016/12/05	50,000,000	2016/01/04
64850	HK Bank	China Mobile R Bull CBBC Dec 2016 D	0.2500	69.66 per 100 units	70.86 per 100 units	2016/12/12	50,000,000	2016/01/04
64857	HK Bank	China Mobile R Bear CBBC Jul 2016 D	0.2500	99.06 per 100 units	97.86 per 100 units	2016/07/25	40,000,000	2016/01/04
64861	HK Bank	China Mobile R Bear CBBC Nov 2016 B	0.2500	105.06 per 100 units	103.86 per 100 units	2016/11/14	40,000,000	2016/01/04
65012	HK Bank	COVS R Bull CBBC Dec 2016 A	0.5300	22.1600	22.6600	2016/12/05	40,000,000	2016/01/04
64886	HK Bank	CC Bank R Bull CBBC Dec 2016 G	0.2500	4.5800	4.6600	2016/12/30	50,000,000	2016/01/04
64887	HK Bank	CC Bank R Bull CBBC Dec 2016 H	0.2500	4.3800	4.4600	2016/12/28	50,000,000	2016/01/04
64894	HK Bank	CC Bank R Bull CBBC Jan 2017 A	0.2500	4.0800	4.1600	2017/01/09	50,000,000	2016/01/04
64905	HK Bank	CC Bank R Bear CBBC Sep 2016 B	0.2500	6.0400	5.9600	2016/09/19	40,000,000	2016/01/04
64909	HK Bank	CC Bank R Bear CBBC Sep 2016 C	0.2500	6.3400	6.2600	2016/09/26	40,000,000	2016/01/04
65032	HK Bank	CITIC R Bull CBBC Nov 2016 B	0.2600	11.3100	11.5600	2016/11/21	40,000,000	2016/01/04
64703	HK Bank	CITIC Sec R Bull CBBC Nov 2016 A	0.5300	13.6600	14.6600	2016/11/07	40,000,000	2016/01/04
64710	HK Bank	CITIC Sec R Bull CBBC Nov 2016 B	0.6300	12.6600	13.6600	2016/11/28	40,000,000	2016/01/04
65046	HK Bank	CKH R Bull CBBC Nov 2016 B	0.2500	90.36 per 100 units	91.86 per 100 units	2016/11/14	40,000,000	2016/01/04
64862	HK Bank	CKP R Bull CBBC Nov 2016 B	0.2500	40.86 per 100 units	41.86 per 100 units	2016/11/14	40,000,000	2016/01/04
64780	HK Bank	China Life R Bull CBBC Oct 2016 B	0.4500	21.5600	22.0600	2016/10/24	50,000,000	2016/01/04
64781	HK Bank	China Life R Bull CBBC Oct 2016 C	0.5500	20.4600	20.9600	2016/10/31	50,000,000	2016/01/04
64730	HK Bank	China Life R Bull CBBC Nov 2016 B	0.6500	19.3600	19.8600	2016/11/07	50,000,000	2016/01/04
64734	HK Bank	China Life R Bear CBBC Dec 2016 A	0.3900	29.3600	28.8600	2016/12/19	40,000,000	2016/01/04
64740	HK Bank	CM Bank R Bull CBBC Dec 2016 B	0.3900	14.6600	15.0600	2016/12/05	40,000,000	2016/01/04
64932	HK Bank	CNOOC R Bull CBBC Nov 2016 H	0.2500	6.8600	7.0600	2016/11/07	50,000,000	2016/01/04
64960	HK Bank	CNOOC R Bull CBBC Nov 2016 I	0.2500	6.2600	6.4600	2016/11/30	50,000,000	2016/01/04
64884	HK Bank	CNOOC R Bear CBBC Jul 2016 B	0.2500	9.4600	9.2600	2016/07/25	40,000,000	2016/01/04
65035	HK Bank	Sinopec Corp R Bull CBBC Nov 2016 E	0.2500	3.9100	4.0600	2016/11/07	50,000,000	2016/01/04
65036	HK Bank	Sinopec Corp R Bull CBBC Dec 2016 D	0.2500	3.6100	3.7600	2016/12/19	50,000,000	2016/01/04

Newly listed callable bull/bear contracts (continued)

Code	Issuer	Name of issue	Issue prices (HK\$)	Strike price (HKD) / Strike level per 10 units	Call price (HKD) / Call level per 10 units	Expiry date	No. of issue (units)	Listing date
65038	HK Bank	Sinopec Corp R Bear CBBC Nov 2016 B	0.2500	6.4100	6.2600	2016/11/14	40,000,000	2016/01/04
65039	HK Bank	Sinopec Corp R Bear CBBC Nov 2016 C	0.2500	6.0100	5.8600	2016/11/21	40,000,000	2016/01/04
64826	HK Bank	CRRC R Bull CBBC Dec 2016 B	0.2500	7.9100	8.1600	2016/12/30	40,000,000	2016/01/04
64698	HK Bank	CSOP A50 ETF R Bull CBBC Feb 2017 A	0.2500	11.1600	11.2600	2017/02/27	50,000,000	2016/01/04
64726	HK Bank	CSOP A50 ETF R Bull CBBC Feb 2017 B	0.2500	11.4600	11.5600	2017/02/22	50,000,000	2016/01/04
64699	HK Bank	CSOP A50 ETF R Bull CBBC Mar 2017 A	0.2500	10.8600	10.9600	2017/03/13	50,000,000	2016/01/04
64701	HK Bank	CSOP A50 ETF R Bull CBBC Mar 2017 B	0.2600	10.5600	10.6600	2017/03/20	50,000,000	2016/01/04
64702	HK Bank	CSOP A50 ETF R Bull CBBC Mar 2017 C	0.2900	10.2600	10.3600	2017/03/06	50,000,000	2016/01/04
64619	HK Bank	CSOP A50 ETF R Bear CBBC Feb 2017 A	0.2900	15.7600	15.6600	2017/02/27	40,000,000	2016/01/04
64625	HK Bank	CSOP A50 ETF R Bear CBBC Feb 2017 B	0.2500	14.9600	14.8600	2017/02/20	40,000,000	2016/01/04
64595	HK Bank	A50 R Bull CBBC Feb 2017 A	0.2500	9.1600	9.2600	2017/02/27	50,000,000	2016/01/04
64627	HK Bank	A50 R Bull CBBC Feb 2017 B	0.2500	9.9600	10.0600	2017/02/27	50,000,000	2016/01/04
64697	HK Bank	A50 R Bull CBBC Feb 2017 C	0.2500	9.4600	9.5600	2017/02/22	50,000,000	2016/01/04
64608	HK Bank	A50 R Bull CBBC Mar 2017 A	0.2500	8.8600	8.9600	2017/03/06	50,000,000	2016/01/04
64632	HK Bank	A50 R Bull CBBC Mar 2017 B	0.2500	9.7600	9.8600	2017/03/06	50,000,000	2016/01/04
64691	HK Bank	A50 R Bull CBBC Mar 2017 C	0.2500	9.6600	9.7600	2017/03/13	50,000,000	2016/01/04
64610	HK Bank	A50 R Bear CBBC Oct 2016 C	0.2500	12.5600	12.4600	2016/10/24	40,000,000	2016/01/04
64615	HK Bank	A50 R Bear CBBC Jan 2017 A	0.2500	13.3600	13.2600	2017/01/16	40,000,000	2016/01/04
65029	HK Bank	Galaxy Ent R Bull CBBC Nov 2016 E	0.3800	21.0600	21.8600	2016/11/14	40,000,000	2016/01/04
65030	HK Bank	Galaxy Ent R Bull CBBC Nov 2016 F	0.5800	19.0600	19.8600	2016/11/28	40,000,000	2016/01/04
65031	HK Bank	Galaxy Ent R Bear CBBC Nov 2016 C	0.5500	29.6600	28.8600	2016/11/14	40,000,000	2016/01/04
65015	HK Bank	HKEX R Bull CBBC Oct 2016 P	0.3300	172.86 per 100 units	174.86 per 100 units	2016/10/03	50,000,000	2016/01/04
65016	HK Bank	HKEX R Bull CBBC Oct 2016 Q	0.3700	167.86 per 100 units	169.86 per 100 units	2016/10/17	50,000,000	2016/01/04
65024	HK Bank	HKEX R Bull CBBC Oct 2016 R	0.4400	161.86 per 100 units	163.86 per 100 units	2016/10/24	50,000,000	2016/01/04
64997	HK Bank	HKEX R Bull CBBC Nov 2016 E	0.4900	156.86 per 100 units	158.86 per 100 units	2016/11/28	50,000,000	2016/01/04
64999	HK Bank	HKEX R Bear CBBC Oct 2016 A	0.5800	256.86 per 100 units	254.86 per 100 units	2016/10/24	40,000,000	2016/01/04
65002	HK Bank	HKEX R Bear CBBC Oct 2016 B	0.3900	236.86 per 100 units	234.86 per 100 units	2016/10/31	40,000,000	2016/01/04
65003	HK Bank	HKEX R Bear CBBC Nov 2016 A	0.4900	246.86 per 100 units	244.86 per 100 units	2016/11/07	40,000,000	2016/01/04
64577	HK Bank	HS H-SH ETF R Bull CBBC Feb 2017 A	0.2500	80.66 per 100 units	81.66 per 100 units	2017/02/27	50,000,000	2016/01/04
64617	HK Bank	HS H-SH ETF R Bull CBBC Feb 2017 B	0.2500	87.06 per 100 units	88.06 per 100 units	2017/02/20	50,000,000	2016/01/04
64578	HK Bank	HS H-SH ETF R Bear CBBC Feb 2017 A	0.2500	112.66 per 100 units	111.66 per 100 units	2017/02/20	40,000,000	2016/01/04
64542	HK Bank	HSCEI R Bull CBBC Oct 2016 J	0.2500	8,886 per 10,000 units	8,986 per 10,000 units	2016/10/28	60,000,000	2016/01/04
64593	HK Bank	HSCEI R Bull CBBC Oct 2016 K	0.2500	8,986 per 10,000 units	9,086 per 10,000 units	2016/10/28	60,000,000	2016/01/04
64525	HK Bank	HSCEI R Bull CBBC Nov 2016 E	0.2500	8,686 per 10,000 units	8,786 per 10,000 units	2016/11/29	60,000,000	2016/01/04
64543	HK Bank	HSCEI R Bull CBBC Nov 2016 F	0.2500	8,586 per 10,000 units	8,686 per 10,000 units	2016/11/29	60,000,000	2016/01/04
64557	HK Bank	HSCEI R Bull CBBC Dec 2016 E	0.2500	8,386 per 10,000 units	8,486 per 10,000 units	2016/12/29	60,000,000	2016/01/04
64564	HK Bank	HSCEI R Bull CBBC Dec 2016 F	0.2500	8,286 per 10,000 units	8,386 per 10,000 units	2016/12/29	60,000,000	2016/01/04
64566	HK Bank	HSCEI R Bear CBBC Aug 2016 G	0.2500	11,386 per 10,000 units	11,286 per 10,000 units	2016/08/30	50,000,000	2016/01/04
64568	HK Bank	HSCEI R Bear CBBC Oct 2016 D	0.2500	10,686 per 10,000 units	10,586 per 10,000 units	2016/10/28	50,000,000	2016/01/04
64572	HK Bank	HSCEI R Bear CBBC Nov 2016 A	0.2500	10,986 per 10,000 units	10,886 per 10,000 units	2016/11/29	50,000,000	2016/01/04
64575	HK Bank	HSCEI R Bear CBBC Dec 2016 A	0.2500	11,286 per 10,000 units	11,186 per 10,000 units	2016/12/29	50,000,000	2016/01/04
64711	HK Bank	Haitong Sec R Bull CBBC Oct 2016 C	0.4100	10.0600	10.5600	2016/10/17	40,000,000	2016/01/04
64820	HK Bank	ICBC R Bull CBBC Oct 2016 A	0.2500	3.8600	3.9600	2016/10/17	50,000,000	2016/01/04

Newly listed callable bull/bear contracts (continued)

Code	Issuer	Name of issue	Issue prices (HK\$)	Strike price (HKD) / Strike level per 10 units	Call price (HKD) / Call level per 10 units	Expiry date	No. of issue (units)	Listing date
64814	HK Bank	ICBC R Bull CBBC Nov 2016 A	0.2500	3.4600	3.5600	2016/11/07	50,000,000	2016/01/04
64824	HK Bank	ICBC R Bear CBBC Nov 2016 A	0.2500	5.5600	5.4600	2016/11/07	40,000,000	2016/01/04
64968	HK Bank	PetCh R Bull CBBC Nov 2016 F	0.2500	4.1600	4.3600	2016/11/28	50,000,000	2016/01/04
64971	HK Bank	PetCh R Bull CBBC Dec 2016 G	0.2500	3.7600	3.9600	2016/12/05	50,000,000	2016/01/04
64912	HK Bank	PetCh R Bear CBBC Aug 2016 C	0.2500	6.8600	6.6600	2016/08/01	40,000,000	2016/01/04
64928	HK Bank	PetCh R Bear CBBC Nov 2016 B	0.2500	6.6600	6.4600	2016/11/14	40,000,000	2016/01/04
64787	HK Bank	Ping An R Bull CBBC Nov 2016 L	0.2500	38.46 per 100 units	39.06 per 100 units	2016/11/14	50,000,000	2016/01/04
64788	HK Bank	Ping An R Bull CBBC Nov 2016 M	0.2500	36.66 per 100 units	37.26 per 100 units	2016/11/28	50,000,000	2016/01/04
64768	HK Bank	Ping An R Bull CBBC Dec 2016 E	0.2500	33.86 per 100 units	34.46 per 100 units	2016/12/30	50,000,000	2016/01/04
64793	HK Bank	Ping An R Bull CBBC Dec 2016 F	0.2500	35.06 per 100 units	35.66 per 100 units	2016/12/12	50,000,000	2016/01/04
64776	HK Bank	Ping An R Bear CBBC Oct 2016 D	0.2500	53.28 per 100 units	52.68 per 100 units	2016/10/31	40,000,000	2016/01/04
64770	HK Bank	Ping An R Bear CBBC Nov 2016 A	0.2500	49.28 per 100 units	48.68 per 100 units	2016/11/21	40,000,000	2016/01/04
64771	HK Bank	Ping An R Bear CBBC Nov 2016 B	0.2500	50.28 per 100 units	49.68 per 100 units	2016/11/07	40,000,000	2016/01/04
64829	HK Bank	Sands China R Bull CBBC Nov 2016 B	0.4300	22.2600	23.0600	2016/11/28	40,000,000	2016/01/04
64832	HK Bank	Sands China R Bull CBBC Dec 2016 B	0.6100	20.4600	21.2600	2016/12/05	40,000,000	2016/01/04
64839	HK Bank	Sands China R Bull CBBC Dec 2016 C	0.8100	18.3600	19.1600	2016/12/19	40,000,000	2016/01/04
64794	HK Bank	Sands China R Bear CBBC Nov 2016 D	0.4100	30.0600	29.2600	2016/11/14	40,000,000	2016/01/04
64785	HK Bank	Sands China R Bear CBBC Dec 2016 C	0.5600	31.6600	30.8600	2016/12/12	40,000,000	2016/01/04
65028	HK Bank	SHK Ppt R Bull CBBC Jan 2017 A	0.2500	79.36 per 100 units	80.86 per 100 units	2017/01/16	40,000,000	2016/01/04
65013	HK Bank	TCH R Bull CBBC Oct 2016 D	0.2500	134.36 per 100 units	135.86 per 100 units	2016/10/31	50,000,000	2016/01/04
64970	HK Bank	TCH R Bull CBBC Nov 2016 B	0.2500	129.36 per 100 units	130.86 per 100 units	2016/11/14	50,000,000	2016/01/04
64976	HK Bank	TCH R Bull CBBC Nov 2016 C	0.2700	126.36 per 100 units	127.86 per 100 units	2016/11/21	50,000,000	2016/01/04
64984	HK Bank	TCH R Bull CBBC Nov 2016 D	0.2900	124.36 per 100 units	125.86 per 100 units	2016/11/28	50,000,000	2016/01/04
65014	HK Bank	TCH R Bull CBBC Nov 2016 E	0.2500	131.36 per 100 units	132.86 per 100 units	2016/11/07	50,000,000	2016/01/04
64986	HK Bank	TCH R Bull CBBC Dec 2016 B	0.3500	118.36 per 100 units	119.86 per 100 units	2016/12/05	50,000,000	2016/01/04
64989	HK Bank	TCH R Bear CBBC Oct 2016 D	0.3100	180.36 per 100 units	178.86 per 100 units	2016/10/17	40,000,000	2016/01/04
64991	HK Bank	TCH R Bear CBBC Oct 2016 E	0.2500	173.36 per 100 units	171.86 per 100 units	2016/10/24	40,000,000	2016/01/04
64994	HK Bank	TCH R Bear CBBC Oct 2016 F	0.2600	176.36 per 100 units	174.86 per 100 units	2016/10/31	40,000,000	2016/01/04
64963	HK Bank	TCH R Bear CBBC Nov 2016 A	0.3500	185.36 per 100 units	183.86 per 100 units	2016/11/07	40,000,000	2016/01/04
65079	J P Morgan SP BV	HSI R Bull CBBC Dec 2016 M	0.2500	21,938 per 10,000 units	22,138 per 10,000 units	2016/12/29	200,000,000	2016/01/04
65081	J P Morgan SP BV	HSI R Bull CBBC Jan 2017 P	0.2500	21,700 per 10,000 units	21,900 per 10,000 units	2017/01/26	200,000,000	2016/01/04
65058	J P Morgan SP BV	HSI R Bear CBBC Apr 2016 J	0.2500	22,300 per 10,000 units	22,100 per 10,000 units	2016/04/28	200,000,000	2016/01/04
65073	J P Morgan SP BV	HSI R Bear CBBC Apr 2016 L	0.2500	22,588 per 10,000 units	22,388 per 10,000 units	2016/04/28	150,000,000	2016/01/04
65052	SGA Societe Generale Acceptance N.V.	HSI R Bull CBBC Oct 16B	0.2500	21,908 per 10,000 units	22,008 per 10,000 units	2016/10/28	200,000,000	2016/01/04
65055	SGA Societe Generale Acceptance N.V.	HSI R Bear CBBC Jun 16T	0.2500	22,238 per 10,000 units	22,138 per 10,000 units	2016/06/29	200,000,000	2016/01/04
65067	UBS AG	HSI R Bull CBBC Dec 2016 F	0.2500	21,900 per 10,000 units	22,100 per 10,000 units	2016/12/29	200,000,000	2016/01/04
65070	UBS AG	HSI R Bull CBBC Feb 2017 C	0.2500	21,750 per 10,000 units	21,950 per 10,000 units	2017/02/27	200,000,000	2016/01/04
65061	UBS AG	HSI R Bear CBBC Apr 2016 E	0.2500	22,300 per 10,000 units	22,100 per 10,000 units	2016/04/28	200,000,000	2016/01/04
65123	Credit Suisse AG	China Life R Bull CBBC Aug 2016 A	0.2900	22.8000	23.8000	2016/08/31	50,000,000	2016/01/05
65105	Credit Suisse AG	CSOP A50 ETF R Bull CBBC Aug 2016 B	0.2500	11.8000	12.1000	2016/08/31	100,000,000	2016/01/05
65106	Credit Suisse AG	A50 China R Bull CBBC Aug 2016 B	0.2500	10.2500	10.5500	2016/08/31	100,000,000	2016/01/05
65108	Credit Suisse AG	HS H-SH ETF R Bull CBBC Aug 2016 A	0.2500	91.80 per 100 units	93.80 per 100 units	2016/08/31	80,000,000	2016/01/05
65104	Credit Suisse AG	HSI R Bull CBBC Sep 2016 V	0.2500	21,900 per 10,000 units	22,100 per 10,000 units	2016/09/29	200,000,000	2016/01/05

Newly listed callable bull/bear contracts (continued)

Code	Issuer	Name of issue	Issue prices (HK\$)	Strike price (HKD) / Strike level per 10 units	Call price (HKD) / Call level per 10 units	Expiry date	No. of issue (units)	Listing date
65131	Credit Suisse AG	HSI R Bull CBBC Sep 2016 W	0.2500	21,700 per 10,000 units	21,900 per 10,000 units	2016/09/29	200,000,000	2016/01/05
65137	Credit Suisse AG	HSI R Bear CBBC Apr 2016 D	0.2500	22,120 per 10,000 units	21,920 per 10,000 units	2016/04/28	200,000,000	2016/01/05
65135	Credit Suisse AG	HSI R Bear CBBC May 2016 D	0.2500	22,350 per 10,000 units	22,150 per 10,000 units	2016/05/30	200,000,000	2016/01/05
65124	Credit Suisse AG	ICBC R Bull CBBC Oct 2016 A	0.2500	4.2300	4.3800	2016/10/28	70,000,000	2016/01/05
65121	Credit Suisse AG	Ping An R Bull CBBC Oct 2016 A	0.2500	39.40 per 100 units	40.60 per 100 units	2016/10/28	80,000,000	2016/01/05
65120	Credit Suisse AG	TCH R Bull CBBC Aug 2016 A	0.2500	143.50 per 100 units	146 per 100 units	2016/08/31	100,000,000	2016/01/05
65139	J P Morgan SP BV	HSI R Bull CBBC Nov 2016 C	0.2500	21,900 per 10,000 units	22,100 per 10,000 units	2016/11/29	200,000,000	2016/01/05
65150	J P Morgan SP BV	HSI R Bull CBBC Jan 2017 Q	0.2500	21,450 per 10,000 units	21,650 per 10,000 units	2017/01/26	150,000,000	2016/01/05
65151	J P Morgan SP BV	HSI R Bear CBBC Apr 2016 K	0.2500	22,200 per 10,000 units	22,000 per 10,000 units	2016/04/28	200,000,000	2016/01/05
65101	SGA Societe Generale Acceptance N.V.	HSI R Bull CBBC Nov 16B	0.2500	21,858 per 10,000 units	21,958 per 10,000 units	2016/11/29	200,000,000	2016/01/05
65102	SGA Societe Generale Acceptance N.V.	HSI R Bear CBBC Apr 16X	0.2500	22,288 per 10,000 units	22,188 per 10,000 units	2016/04/28	200,000,000	2016/01/05
65142	UBS AG	HSI R Bull CBBC Dec 2016 H	0.2500	21,800 per 10,000 units	22,000 per 10,000 units	2016/12/29	200,000,000	2016/01/05
65143	UBS AG	HSI R Bear CBBC Apr 2016 F	0.2500	22,200 per 10,000 units	22,000 per 10,000 units	2016/04/28	200,000,000	2016/01/05
65148	UBS AG	HSI R Bear CBBC Apr 2016 G	0.2500	22,400 per 10,000 units	22,200 per 10,000 units	2016/04/28	200,000,000	2016/01/05
65172	Credit Suisse AG	HSI R Bull CBBC Aug 2016 D	0.2500	21,725 per 12,000 units	21,975 per 12,000 units	2016/08/30	200,000,000	2016/01/06
65160	Credit Suisse AG	HSI R Bear CBBC Apr 2016 F	0.2500	22,400 per 10,000 units	22,200 per 10,000 units	2016/04/28	200,000,000	2016/01/06
65157	Credit Suisse AG	HSI R Bear CBBC Jun 2016 E	0.2500	22,200 per 12,000 units	21,950 per 12,000 units	2016/06/29	200,000,000	2016/01/06
65174	J P Morgan SP BV	HSI R Bull CBBC Dec 2016 F	0.2500	21,788 per 10,000 units	21,988 per 10,000 units	2016/12/29	150,000,000	2016/01/06
65177	J P Morgan SP BV	HSI R Bull CBBC Jan 2017 R	0.2500	21,350 per 10,000 units	21,550 per 10,000 units	2017/01/26	200,000,000	2016/01/06
65178	J P Morgan SP BV	HSI R Bear CBBC Apr 2016 B	0.2500	22,288 per 10,000 units	22,088 per 10,000 units	2016/04/28	200,000,000	2016/01/06
65152	SGA Societe Generale Acceptance N.V.	HSI R Bull CBBC Jul 16R	0.2500	21,808 per 10,000 units	21,908 per 10,000 units	2016/07/28	200,000,000	2016/01/06
65156	SGA Societe Generale Acceptance N.V.	HSI R Bear CBBC Apr 16I	0.2500	22,138 per 10,000 units	22,038 per 10,000 units	2016/04/28	200,000,000	2016/01/06
65169	UBS AG	HSCEI R Bull CBBC Feb 2017 A	0.2500	9,300 per 10,000 units	9,500 per 10,000 units	2017/02/27	200,000,000	2016/01/06
65170	UBS AG	HSI R Bull CBBC Dec 2016 G	0.2500	21,700 per 10,000 units	21,900 per 10,000 units	2016/12/29	200,000,000	2016/01/06
65161	UBS AG	HSI R Bear CBBC Apr 2016 H	0.2500	22,550 per 12,000 units	22,350 per 12,000 units	2016/04/28	200,000,000	2016/01/06
65212	BNP Paribas Arbit Issu B.V.	HSI R Bull CBBC Sep 2016 G	0.2500	21,700 per 10,000 units	21,900 per 10,000 units	2016/09/29	250,000,000	2016/01/07
65230	Credit Suisse AG	HSI R Bull CBBC Nov 2016 Q	0.2500	21,738 per 10,000 units	21,938 per 10,000 units	2016/11/29	200,000,000	2016/01/07
65231	Credit Suisse AG	HSI R Bear CBBC May 2016 E	0.2500	22,200 per 10,000 units	22,000 per 10,000 units	2016/05/30	200,000,000	2016/01/07
65203	HK Bank	AIA R Bull CBBC Oct 2016 F	0.4100	42.6600	43.2600	2016/10/31	40,000,000	2016/01/07
65201	HK Bank	China Mobile R Bull CBBC Oct 2016 J	0.2500	81.66 per 100 units	82.86 per 100 units	2016/10/27	50,000,000	2016/01/07
65207	HK Bank	CSOP A50 ETF R Bull CBBC Mar 2017 D	0.2500	11.7600	11.8600	2017/03/06	50,000,000	2016/01/07
65184	HK Bank	HKEX R Bull CBBC Oct 2016 S	0.2500	186.86 per 100 units	188.86 per 100 units	2016/10/26	50,000,000	2016/01/07
65209	HK Bank	HSCEI R Bull CBBC Nov 2016 G	0.2500	9,186 per 10,000 units	9,286 per 10,000 units	2016/11/29	60,000,000	2016/01/07
65208	HK Bank	HSCEI R Bull CBBC Dec 2016 G	0.2500	9,386 per 10,000 units	9,486 per 10,000 units	2016/12/29	60,000,000	2016/01/07
65210	HK Bank	HSCEI R Bear CBBC Nov 2016 B	0.2500	10,386 per 10,000 units	10,286 per 10,000 units	2016/11/29	50,000,000	2016/01/07
65195	HK Bank	PetCh R Bull CBBC Nov 2016 G	0.2500	4.4600	4.6600	2016/11/21	50,000,000	2016/01/07
65188	HK Bank	TCH R Bull CBBC Oct 2016 E	0.2500	140.36 per 100 units	141.86 per 100 units	2016/10/24	50,000,000	2016/01/07
65229	J P Morgan SP BV	HSI R Bear CBBC May 2016 C	0.2500	22,400 per 10,000 units	22,200 per 10,000 units	2016/05/30	200,000,000	2016/01/07
65215	SGA Societe Generale Acceptance N.V.	AIA R Bull CBBC Sep16A	0.2500	39.08 per 100 units	40.08 per 100 units	2016/09/29	100,000,000	2016/01/07
65218	SGA Societe Generale Acceptance N.V.	CMob R Bull CBBC Jul16A	0.2500	84.08 per 100 units	86.08 per 100 units	2016/07/28	100,000,000	2016/01/07
65216	SGA Societe Generale Acceptance N.V.	CMob R Bull CBBC Oct16A	0.2500	80.08 per 100 units	82.08 per 100 units	2016/10/28	100,000,000	2016/01/07
65221	SGA Societe Generale Acceptance N.V.	HKEX R Bull CBBC Jun16A	0.2500	186.08 per 100 units	190.08 per 100 units	2016/06/29	100,000,000	2016/01/07
65220	SGA Societe Generale Acceptance N.V.	HKEX R Bull CBBC Oct16A	0.2500	176.08 per 100 units	180.08 per 100 units	2016/10/28	100,000,000	2016/01/07

Newly listed callable bull/bear contracts (continued)

Code	Issuer	Name of issue	Issue prices (HK\$)	Strike price (HKD) / Strike level per 10 units	Call price (HKD) / Call level per 10 units	Expiry date	No. of issue (units)	Listing date
65219	SGA Societe Generale Acceptance N.V.	HKEX R Bull CBBC Feb17A	0.3500	166.08 per 100 units	170.08 per 100 units	2017/02/27	100,000,000	2016/01/07
65214	SGA Societe Generale Acceptance N.V.	HSI R Bear CBBC Jun16U	0.2500	22,038 per 10,000 units	21,938 per 10,000 units	2016/06/29	200,000,000	2016/01/07
65224	SGA Societe Generale Acceptance NV	PingAn R Bull CBBC Oct16A	0.2500	37.08 per 100 units	38.08 per 100 units	2016/10/28	100,000,000	2016/01/07
65223	SGA Societe Generale Acceptance NV	PingAn R Bull CBBC Feb17A	0.2500	35.08 per 100 units	36.08 per 100 units	2017/02/27	100,000,000	2016/01/07
65226	UBS AG	HSI R Bear CBBC Apr 2016 I	0.2500	22,100 per 10,000 units	21,900 per 10,000 units	2016/04/28	200,000,000	2016/01/07
65232	BNP Paribas Arbit Issu B.V.	HSI R Bear CBBC May 2016 N	0.2500	22,100 per 10,000 units	21,900 per 10,000 units	2016/05/30	200,000,000	2016/01/08
65237	Credit Suisse AG	HSI R Bull CBBC Nov 2016 M	0.2500	21,638 per 12,000 units	21,888 per 12,000 units	2016/11/29	200,000,000	2016/01/08
65238	Credit Suisse AG	HSI R Bear CBBC Apr 2016 M	0.2500	22,175 per 10,000 units	21,975 per 10,000 units	2016/04/28	200,000,000	2016/01/08
65247	J P Morgan SP BV	HSI R Bull CBBC Dec 2016 N	0.2500	21,688 per 10,000 units	21,888 per 10,000 units	2016/12/29	150,000,000	2016/01/08
65263	J P Morgan SP BV	HSI R Bull CBBC Jan 2017 S	0.2500	21,288 per 10,000 units	21,488 per 10,000 units	2017/01/26	150,000,000	2016/01/08
65233	J P Morgan SP BV	HSI R Bear CBBC Apr 2016 I	0.2500	22,088 per 10,000 units	21,888 per 10,000 units	2016/04/28	150,000,000	2016/01/08
65234	J P Morgan SP BV	HSI R Bear CBBC Apr 2016 T	0.2500	22,388 per 10,000 units	22,188 per 10,000 units	2016/04/28	150,000,000	2016/01/08
65306	BNP Paribas Arbit Issu B.V.	HSCEI R Bear CBBC May 2016 D	0.2500	10,000 per 10,000 units	9,800 per 10,000 units	2016/05/30	100,000,000	2016/01/11
65272	BNP Paribas Arbit Issu B.V.	HSI R Bull CBBC Sep 2016 H	0.2500	21,300 per 10,000 units	21,500 per 10,000 units	2016/09/29	250,000,000	2016/01/11
65298	BNP Paribas Arbit Issu B.V.	HSI R Bull CBBC Sep 2016 I	0.2500	21,100 per 10,000 units	21,300 per 10,000 units	2016/09/29	250,000,000	2016/01/11
65269	BNP Paribas Arbit Issu B.V.	HSI R Bull CBBC Oct 2016 X	0.2500	21,200 per 10,000 units	21,400 per 10,000 units	2016/10/28	250,000,000	2016/01/11
65277	BNP Paribas Arbit Issu B.V.	HSI R Bull CBBC Oct 2016 Y	0.2500	21,400 per 10,000 units	21,600 per 10,000 units	2016/10/28	250,000,000	2016/01/11
65278	BNP Paribas Arbit Issu B.V.	HSI R Bull CBBC Oct 2016 Z	0.2500	21,600 per 10,000 units	21,800 per 10,000 units	2016/10/28	250,000,000	2016/01/11
65305	BNP Paribas Arbit Issu B.V.	HSI R Bear CBBC Apr 2016 I	0.2500	22,000 per 10,000 units	21,800 per 10,000 units	2016/04/28	200,000,000	2016/01/11
65535	BNP Paribas Arbit Issu B.V.	HSI R Bear CBBC Apr 2016 R	0.2500	21,600 per 10,000 units	21,400 per 10,000 units	2016/04/28	200,000,000	2016/01/11
65300	BNP Paribas Arbit Issu B.V.	HSI R Bear CBBC May 2016 O	0.2500	21,700 per 10,000 units	21,500 per 10,000 units	2016/05/30	200,000,000	2016/01/11
65301	BNP Paribas Arbit Issu B.V.	HSI R Bear CBBC May 2016 P	0.2500	21,900 per 10,000 units	21,700 per 10,000 units	2016/05/30	200,000,000	2016/01/11
65342	Credit Suisse AG	HSI R Bull CBBC Oct 2016 T	0.2500	21,650 per 10,000 units	21,850 per 10,000 units	2016/10/28	200,000,000	2016/01/11
65349	Credit Suisse AG	HSI R Bull CBBC Oct 2016 X	0.2500	21,450 per 10,000 units	21,650 per 10,000 units	2016/10/28	200,000,000	2016/01/11
65352	Credit Suisse AG	HSI R Bull CBBC Oct 2016 Y	0.2500	21,250 per 10,000 units	21,450 per 10,000 units	2016/10/28	200,000,000	2016/01/11
65355	Credit Suisse AG	HSI R Bull CBBC Oct 2016 Z	0.2500	21,050 per 10,000 units	21,250 per 10,000 units	2016/10/28	200,000,000	2016/01/11
65438	Credit Suisse AG	HSI R Bear CBBC Apr 2016 N	0.2500	21,528 per 10,000 units	21,328 per 10,000 units	2016/04/28	200,000,000	2016/01/11
65449	Credit Suisse AG	HSI R Bear CBBC Apr 2016 P	0.2500	21,700 per 10,000 units	21,500 per 10,000 units	2016/04/28	200,000,000	2016/01/11
65465	Credit Suisse AG	HSI R Bear CBBC Apr 2016 S	0.2500	21,900 per 10,000 units	21,700 per 10,000 units	2016/04/28	200,000,000	2016/01/11
65475	Credit Suisse AG	HSI R Bear CBBC Apr 2016 W	0.2500	22,050 per 10,000 units	21,850 per 10,000 units	2016/04/28	200,000,000	2016/01/11
65537	Goldman Sachs SP (Asia)	HSI R Bear CBBC Apr 2016 I	0.2500	22,600 per 10,000 units	22,400 per 10,000 units	2016/04/28	200,000,000	2016/01/11
65553	Goldman Sachs SP (Asia)	HSI R Bear CBBC Apr 2016 J	0.2500	22,200 per 10,000 units	22,000 per 10,000 units	2016/04/28	200,000,000	2016/01/11
65288	J P Morgan SP BV	HSCEI R Bull CBBC Dec 2016 G	0.2500	9,300 per 10,000 units	9,500 per 10,000 units	2016/12/29	100,000,000	2016/01/11
65508	J P Morgan SP BV	HSCEI R Bear CBBC Apr 2016 D	0.2500	9,700 per 10,000 units	9,500 per 10,000 units	2016/04/28	100,000,000	2016/01/11
65518	J P Morgan SP BV	HSCEI R Bear CBBC Apr 2016 E	0.2500	10,000 per 10,000 units	9,800 per 10,000 units	2016/04/28	100,000,000	2016/01/11
65477	J P Morgan SP BV	HSI R Bull CBBC Dec 2016 K	0.2500	20,888 per 10,000 units	21,088 per 10,000 units	2016/12/29	200,000,000	2016/01/11
65284	J P Morgan SP BV	HSI R Bull CBBC Dec 2016 O	0.2500	21,300 per 10,000 units	21,500 per 10,000 units	2016/12/29	200,000,000	2016/01/11
65279	J P Morgan SP BV	HSI R Bull CBBC Dec 2016 Q	0.2500	21,700 per 10,000 units	21,900 per 10,000 units	2016/12/29	200,000,000	2016/01/11
65476	J P Morgan SP BV	HSI R Bull CBBC Dec 2016 Z	0.2500	21,088 per 10,000 units	21,288 per 10,000 units	2016/12/29	200,000,000	2016/01/11
65282	J P Morgan SP BV	HSI R Bull CBBC Jan 2017 T	0.2500	21,500 per 10,000 units	21,700 per 10,000 units	2017/01/26	200,000,000	2016/01/11
65488	J P Morgan SP BV	HSI R Bull CBBC Jan 2017 U	0.2500	20,388 per 10,000 units	20,588 per 10,000 units	2017/01/26	200,000,000	2016/01/11
65490	J P Morgan SP BV	HSI R Bear CBBC May 2016 D	0.2500	21,528 per 10,000 units	21,328 per 10,000 units	2016/05/30	200,000,000	2016/01/11
65495	J P Morgan SP BV	HSI R Bear CBBC May 2016 E	0.2500	21,700 per 10,000 units	21,500 per 10,000 units	2016/05/30	200,000,000	2016/01/11

Newly listed callable bull/bear contracts (continued)

Code	Issuer	Name of issue	Issue prices (HK\$)	Strike price (HKD) / Strike level per 10 units	Call price (HKD) / Call level per 10 units	Expiry date	No. of issue (units)	Listing date
65498	J P Morgan SP BV	HSI R Bear CBBC May 2016 F	0.2500	21,900 per 10,000 units	21,700 per 10,000 units	2016/05/30	200,000,000	2016/01/11
65499	J P Morgan SP BV	HSI R Bear CBBC May 2016 G	0.2500	22,188 per 10,000 units	21,988 per 10,000 units	2016/05/30	200,000,000	2016/01/11
65264	SGA Societe Generale Acceptance N.V.	HSI R Bull CBBC Oct16 C	0.2500	21,408 per 10,000 units	21,508 per 10,000 units	2016/10/28	200,000,000	2016/01/11
65268	SGA Societe Generale Acceptance N.V.	HSI R Bull CBBC Oct16 D	0.2500	21,758 per 10,000 units	21,858 per 10,000 units	2016/10/28	200,000,000	2016/01/11
65267	SGA Societe Generale Acceptance N.V.	HSI R Bull CBBC Nov16 C	0.2500	21,608 per 10,000 units	21,708 per 10,000 units	2016/11/29	200,000,000	2016/01/11
65289	SGA Societe Generale Acceptance N.V.	HSI R Bull CBBC Nov16 D	0.2500	21,208 per 10,000 units	21,308 per 10,000 units	2016/11/29	200,000,000	2016/01/11
65294	SGA Societe Generale Acceptance N.V.	HSI R Bear CBBC Apr16 E	0.2500	21,888 per 10,000 units	21,788 per 10,000 units	2016/04/28	200,000,000	2016/01/11
65292	SGA Societe Generale Acceptance N.V.	HSI R Bear CBBC May16 K	0.2500	21,538 per 10,000 units	21,438 per 10,000 units	2016/05/30	200,000,000	2016/01/11
65293	SGA Societe Generale Acceptance N.V.	HSI R Bear CBBC Jun16 A	0.2500	21,688 per 10,000 units	21,588 per 10,000 units	2016/06/29	200,000,000	2016/01/11
65314	UBS AG	CAM CSI300 R Bull CBBC Oct 2016 D	0.2500	35.38 per 100 units	36.88 per 100 units	2016/10/03	100,000,000	2016/01/11
65333	UBS AG	China Mobile R Bull CBBC Oct 2016 D	0.2500	72.50 per 100 units	75 per 100 units	2016/10/31	50,000,000	2016/01/11
65323	UBS AG	CSOP A50 ETF R Bull CBBC Oct 2016 A	0.2500	10.8000	11.0000	2016/10/17	50,000,000	2016/01/11
65316	UBS AG	A50 China R Bull CBBC Oct 2016 A	0.2500	9.5500	9.7500	2016/10/24	50,000,000	2016/01/11
65312	UBS AG	HSCEI R Bear CBBC Apr 2016 A	0.2500	11,700 per 10,000 units	11,500 per 10,000 units	2016/04/28	100,000,000	2016/01/11
65308	UBS AG	HSI R Bull CBBC Nov 2016 O	0.2500	21,650 per 12,000 units	21,850 per 12,000 units	2016/11/29	200,000,000	2016/01/11
65310	UBS AG	HSI R Bull CBBC Nov 2016 P	0.2500	21,350 per 12,000 units	21,550 per 12,000 units	2016/11/29	200,000,000	2016/01/11
65313	UBS AG	HSI R Bull CBBC Nov 2016 Q	0.2500	21,000 per 12,000 units	21,250 per 12,000 units	2016/11/29	200,000,000	2016/01/11
65309	UBS AG	HSI R Bull CBBC Dec 2016 J	0.2500	21,500 per 10,000 units	21,700 per 10,000 units	2016/12/29	200,000,000	2016/01/11
65311	UBS AG	HSI R Bull CBBC Dec 2016 K	0.2500	21,200 per 10,000 units	21,400 per 10,000 units	2016/12/29	200,000,000	2016/01/11
65375	UBS AG	HSI R Bear CBBC Apr 2016 J	0.2500	21,600 per 10,000 units	21,400 per 10,000 units	2016/04/28	200,000,000	2016/01/11
65415	UBS AG	HSI R Bear CBBC Apr 2016 K	0.2500	22,000 per 10,000 units	21,800 per 10,000 units	2016/04/28	200,000,000	2016/01/11
65376	UBS AG	HSI R Bear CBBC May 2016 A	0.2500	21,800 per 10,000 units	21,600 per 10,000 units	2016/05/30	200,000,000	2016/01/11
65341	UBS AG	Ping An R Bull CBBC Oct 2016 E	0.2500	35.68 per 100 units	36.88 per 100 units	2016/10/24	100,000,000	2016/01/11
65647	BNP Paribas Arbit Issu B.V.	HSCEI R Bear CBBC Apr 2016 L	0.2500	9,800 per 10,000 units	9,600 per 10,000 units	2016/04/28	100,000,000	2016/01/12
65633	BNP Paribas Arbit Issu B.V.	HSI R Bull CBBC Sep 2016 J	0.2500	20,900 per 10,000 units	21,100 per 10,000 units	2016/09/29	250,000,000	2016/01/12
65640	BNP Paribas Arbit Issu B.V.	HSI R Bull CBBC Oct 2016 B	0.2500	21,000 per 10,000 units	21,200 per 10,000 units	2016/10/28	250,000,000	2016/01/12
65715	BNP Paribas Arbit Issu B.V.	HSI R Bear CBBC Apr 2016 T	0.2500	21,400 per 10,000 units	21,200 per 10,000 units	2016/04/28	200,000,000	2016/01/12
65641	BNP Paribas Arbit Issu B.V.	HSI R Bear CBBC Apr 2016 V	0.2500	21,800 per 10,000 units	21,600 per 10,000 units	2016/04/28	200,000,000	2016/01/12
65717	BNP Paribas Arbit Issu B.V.	HSI R Bear CBBC May 2016 Q	0.2500	21,500 per 10,000 units	21,300 per 10,000 units	2016/05/30	200,000,000	2016/01/12
65650	Credit Suisse AG	China Mobile R Bull CBBC Oct 2016 A	0.2500	68.30 per 100 units	70.30 per 100 units	2016/10/28	80,000,000	2016/01/12
65656	Credit Suisse AG	HSI R Bull CBBC Sep 2016 X	0.2500	21,070 per 12,000 units	21,320 per 12,000 units	2016/09/29	200,000,000	2016/01/12
65657	Credit Suisse AG	HSI R Bull CBBC Sep 2016 Y	0.2500	20,950 per 10,000 units	21,150 per 10,000 units	2016/09/29	200,000,000	2016/01/12
65660	Credit Suisse AG	HSI R Bull CBBC Sep 2016 Z	0.2500	20,775 per 10,000 units	20,975 per 10,000 units	2016/09/29	200,000,000	2016/01/12
65692	Credit Suisse AG	HSI R Bear CBBC Apr 2016 Y	0.2500	21,389 per 10,000 units	21,189 per 10,000 units	2016/04/28	200,000,000	2016/01/12
65665	Credit Suisse AG	HSI R Bear CBBC May 2016 F	0.2500	21,950 per 10,000 units	21,750 per 10,000 units	2016/05/30	200,000,000	2016/01/12
65686	Credit Suisse AG	HSI R Bear CBBC May 2016 K	0.2500	21,750 per 10,000 units	21,550 per 10,000 units	2016/05/30	200,000,000	2016/01/12
65689	Credit Suisse AG	HSI R Bear CBBC May 2016 L	0.2500	21,600 per 10,000 units	21,400 per 10,000 units	2016/05/30	200,000,000	2016/01/12
65600	HK Bank	AIA R Bull CBBC Nov 2016 E	0.2500	34.46 per 100 units	35.06 per 100 units	2016/11/28	40,000,000	2016/01/12
65585	HK Bank	CAM CSI300 R Bull CBBC Dec 2016 D	1.0500	31.5600	32.3600	2016/12/12	50,000,000	2016/01/12
65588	HK Bank	China Life R Bull CBBC Jan 2017 A	0.5800	18.3600	18.8600	2017/01/16	50,000,000	2016/01/12
65571	HK Bank	CM Bank R Bull CBBC Dec 2016 C	0.4300	13.3600	13.7600	2016/12/28	40,000,000	2016/01/12
65573	HK Bank	CSOP A50 ETF R Bull CBBC Mar 2017 E	0.2500	9.5600	9.6600	2017/03/08	50,000,000	2016/01/12
65577	HK Bank	A50 R Bull CBBC Mar 2017 D	0.2500	7.9600	8.0600	2017/03/08	50,000,000	2016/01/12

Newly listed callable bull/bear contracts (continued)

Code	Issuer	Name of issue	Issue prices (HK\$)	Strike price (HKD) / Strike level per 10 units	Call price (HKD) / Call level per 10 units	Expiry date	No. of issue (units)	Listing date
65586	HK Bank	HSCEI R Bull CBBC Nov 2016 H	0.2500	8,086 per 10,000 units	8,186 per 10,000 units	2016/11/29	60,000,000	2016/01/12
65587	HK Bank	HSCEI R Bear CBBC Aug 2016 H	0.2500	10,086 per 10,000 units	9,986 per 10,000 units	2016/08/30	50,000,000	2016/01/12
65569	HK Bank	HSI R Bear CBBC Jul 2016 G	0.2500	21,888 per 15,000 units	21,688 per 15,000 units	2016/07/28	150,000,000	2016/01/12
65555	HK Bank	HSI R Bear CBBC Aug 2016 M	0.2500	22,188 per 15,000 units	21,988 per 15,000 units	2016/08/30	150,000,000	2016/01/12
65570	HK Bank	ICBC R Bull CBBC Dec 2016 A	0.2500	3.1600	3.2600	2016/12/28	50,000,000	2016/01/12
65589	HK Bank	PetCh R Bull CBBC Jan 2017 A	0.2500	3.3600	3.5600	2017/01/16	50,000,000	2016/01/12
65731	J P Morgan SP BV	China Mobile R Bull CBBC Nov 2016 A	0.2500	78.88 per 100 units	80.88 per 100 units	2016/11/18	100,000,000	2016/01/12
65732	J P Morgan SP BV	China Mobile R Bull CBBC Dec 2016 A	0.2500	76.88 per 100 units	77.88 per 100 units	2016/12/16	100,000,000	2016/01/12
65738	J P Morgan SP BV	China Mobile R Bear CBBC May 2016 B	0.2500	94.88 per 100 units	92.88 per 100 units	2016/05/20	100,000,000	2016/01/12
65741	J P Morgan SP BV	HKEX R Bear CBBC Jun 2016 B	0.2500	215.88 per 100 units	208.88 per 100 units	2016/06/17	100,000,000	2016/01/12
65722	J P Morgan SP BV	HSCEI R Bear CBBC Apr 2016 H	0.2500	9,500 per 10,000 units	9,300 per 10,000 units	2016/04/28	100,000,000	2016/01/12
65632	J P Morgan SP BV	HSI R Bull CBBC Nov 2016 E	0.2500	21,100 per 10,000 units	21,300 per 10,000 units	2016/11/29	200,000,000	2016/01/12
65723	J P Morgan SP BV	HSI R Bull CBBC Nov 2016 J	0.2500	20,900 per 10,000 units	21,100 per 10,000 units	2016/11/29	200,000,000	2016/01/12
65725	J P Morgan SP BV	HSI R Bull CBBC Dec 2016 R	0.2500	20,550 per 10,000 units	20,750 per 10,000 units	2016/12/29	150,000,000	2016/01/12
65726	J P Morgan SP BV	HSI R Bear CBBC May 2016 H	0.2500	21,389 per 10,000 units	21,189 per 10,000 units	2016/05/30	200,000,000	2016/01/12
65727	J P Morgan SP BV	HSI R Bear CBBC May 2016 I	0.2500	21,600 per 10,000 units	21,400 per 10,000 units	2016/05/30	200,000,000	2016/01/12
65728	J P Morgan SP BV	HSI R Bear CBBC May 2016 J	0.2500	21,800 per 10,000 units	21,600 per 10,000 units	2016/05/30	200,000,000	2016/01/12
65730	J P Morgan SP BV	HSI R Bear CBBC May 2016 K	0.2500	22,100 per 10,000 units	21,900 per 10,000 units	2016/05/30	200,000,000	2016/01/12
65611	SGA Societe Generale Acceptance N.V.	HSI R Bull CBBC Oct16 E	0.2500	21,158 per 10,000 units	21,258 per 10,000 units	2016/10/28	200,000,000	2016/01/12
65629	SGA Societe Generale Acceptance N.V.	HSI R Bear CBBC Apr16 L	0.2500	21,588 per 10,000 units	21,488 per 10,000 units	2016/04/28	200,000,000	2016/01/12
65631	SGA Societe Generale Acceptance N.V.	HSI R Bear CBBC May16 A	0.2500	21,788 per 10,000 units	21,688 per 10,000 units	2016/05/30	200,000,000	2016/01/12
65622	SGA Societe Generale Acceptance N.V.	HSI R Bear CBBC Jun16 B	0.2500	21,438 per 10,000 units	21,338 per 10,000 units	2016/06/29	200,000,000	2016/01/12
65694	UBS AG	HSI R Bull CBBC Dec 2016 L	0.2500	21,100 per 10,000 units	21,300 per 10,000 units	2016/12/29	200,000,000	2016/01/12
65696	UBS AG	HSI R Bull CBBC Dec 2016 M	0.2500	20,950 per 10,000 units	21,150 per 10,000 units	2016/12/29	200,000,000	2016/01/12
65703	UBS AG	HSI R Bear CBBC Apr 2016 L	0.2500	21,400 per 10,000 units	21,200 per 10,000 units	2016/04/28	200,000,000	2016/01/12
65710	UBS AG	HSI R Bear CBBC Apr 2016 M	0.2500	21,900 per 12,000 units	21,650 per 12,000 units	2016/04/28	200,000,000	2016/01/12
65705	UBS AG	HSI R Bear CBBC May 2016 B	0.2500	21,650 per 12,000 units	21,450 per 12,000 units	2016/05/30	200,000,000	2016/01/12
65712	UBS AG	HSI R Bear CBBC May 2016 C	0.2500	22,050 per 12,000 units	21,850 per 12,000 units	2016/05/30	200,000,000	2016/01/12
65878	BNP Paribas Arbit Issu B.V.	HSI R Bull CBBC Oct 2016 C	0.2500	20,800 per 10,000 units	21,000 per 10,000 units	2016/10/28	250,000,000	2016/01/13
65880	BNP Paribas Arbit Issu B.V.	HSI R Bear CBBC Apr 2016 W	0.2500	21,200 per 10,000 units	21,000 per 10,000 units	2016/04/28	200,000,000	2016/01/13
65886	BNP Paribas Arbit Issu B.V.	HSI R Bear CBBC May 2016 R	0.2500	21,300 per 10,000 units	21,100 per 10,000 units	2016/05/30	200,000,000	2016/01/13
66038	Credit Suisse AG	HSI R Bull CBBC Nov 2016 N	0.2500	20,650 per 10,000 units	20,850 per 10,000 units	2016/11/29	200,000,000	2016/01/13
66031	Credit Suisse AG	HSI R Bull CBBC Nov 2016 O	0.2500	20,938 per 12,000 units	21,188 per 12,000 units	2016/11/29	200,000,000	2016/01/13
66036	Credit Suisse AG	HSI R Bull CBBC Nov 2016 P	0.2500	20,850 per 10,000 units	21,050 per 10,000 units	2016/11/29	200,000,000	2016/01/13
66057	Credit Suisse AG	HSI R Bear CBBC May 2016 C	0.2500	21,850 per 10,000 units	21,650 per 10,000 units	2016/05/30	200,000,000	2016/01/13
66067	Credit Suisse AG	HSI R Bear CBBC May 2016 G	0.2500	21,500 per 10,000 units	21,300 per 10,000 units	2016/05/30	200,000,000	2016/01/13
66068	Credit Suisse AG	HSI R Bear CBBC May 2016 J	0.2500	21,350 per 10,000 units	21,150 per 10,000 units	2016/05/30	200,000,000	2016/01/13
66051	Credit Suisse AG	HSI R Bear CBBC Jun 2016 F	0.2500	22,000 per 12,000 units	21,800 per 12,000 units	2016/06/29	200,000,000	2016/01/13
66063	Credit Suisse AG	HSI R Bear CBBC Jun 2016 G	0.2500	21,670 per 12,000 units	21,450 per 12,000 units	2016/06/29	200,000,000	2016/01/13
66093	Credit Suisse AG	HSI R Bear CBBC Jun 2016 H	0.2500	21,228 per 12,000 units	20,988 per 12,000 units	2016/06/29	200,000,000	2016/01/13
65745	HK Bank	ABC R Bull CBBC Nov 2016 E	0.2500	2.4000	2.4800	2016/11/28	50,000,000	2016/01/13
65784	HK Bank	BOCL R Bull CBBC Dec 2016 E	0.2500	2.3800	2.4600	2016/12/19	50,000,000	2016/01/13
65773	HK Bank	China Mobile R Bull CBBC Dec 2016 E	0.2500	64.66 per 100 units	65.86 per 100 units	2016/12/05	50,000,000	2016/01/13

Newly listed callable bull/bear contracts (continued)

Code	Issuer	Name of issue	Issue prices (HK\$)	Strike price (HKD) / Strike level per 10 units	Call price (HKD) / Call level per 10 units	Expiry date	No. of issue (units)	Listing date
65742	HK Bank	CNOOC R Bull CBBC Jan 2017 A	0.2500	5.8600	6.0600	2017/01/16	50,000,000	2016/01/13
65795	HK Bank	Sinopec Corp R Bull CBBC Dec 2016 E	0.2500	3.2100	3.3600	2016/12/21	50,000,000	2016/01/13
65747	HK Bank	HKEX R Bull CBBC Dec 2016 A	0.4900	144.36 per 100 units	146.36 per 100 units	2016/12/19	50,000,000	2016/01/13
65756	HK Bank	HKEX R Bear CBBC Oct 2016 C	0.3100	219.36 per 100 units	217.36 per 100 units	2016/10/24	40,000,000	2016/01/13
65801	HK Bank	HSCEI R Bull CBBC Oct 2016 L	0.2500	7,786 per 10,000 units	7,886 per 10,000 units	2016/10/28	60,000,000	2016/01/13
65816	HK Bank	HSCEI R Bear CBBC Sep 2016 D	0.2500	9,686 per 10,000 units	9,586 per 10,000 units	2016/09/29	50,000,000	2016/01/13
65798	HK Bank	HSI R Bear CBBC Sep 2016 J	0.2500	21,588 per 15,000 units	21,388 per 15,000 units	2016/09/29	150,000,000	2016/01/13
65799	HK Bank	HSI R Bear CBBC Nov 2016 C	0.2500	21,978 per 20,000 units	21,728 per 20,000 units	2016/11/29	400,000,000	2016/01/13
65778	HK Bank	TCH R Bull CBBC Jan 2017 A	0.4200	107.36 per 100 units	108.86 per 100 units	2017/01/16	50,000,000	2016/01/13
66187	J P Morgan SP BV	AIA R Bull CBBC Nov 2016 A	0.2500	39.88 per 100 units	40.88 per 100 units	2016/11/18	60,000,000	2016/01/13
66202	J P Morgan SP BV	Galaxy Ent R Bull CBBC Feb 2017 A	0.2500	18.88 per 100 units	20.88 per 100 units	2017/02/17	50,000,000	2016/01/13
66181	J P Morgan SP BV	HKEX R Bull CBBC Nov 2016 D	0.2500	175.88 per 100 units	178.88 per 100 units	2016/11/18	68,000,000	2016/01/13
65879	J P Morgan SP BV	HSI R Bull CBBC Jan 2017 V	0.2500	20,988 per 10,000 units	21,188 per 10,000 units	2017/01/26	150,000,000	2016/01/13
66094	J P Morgan SP BV	HSI R Bull CBBC Jan 2017 W	0.2500	20,788 per 10,000 units	20,988 per 10,000 units	2017/01/26	150,000,000	2016/01/13
66146	J P Morgan SP BV	HSI R Bull CBBC Jan 2017 X	0.2500	20,188 per 10,000 units	20,388 per 10,000 units	2017/01/26	200,000,000	2016/01/13
66132	J P Morgan SP BV	HSI R Bear CBBC May 2016 L	0.2500	21,181 per 10,000 units	20,981 per 10,000 units	2016/05/30	200,000,000	2016/01/13
66138	J P Morgan SP BV	HSI R Bear CBBC May 2016 M	0.2500	21,300 per 10,000 units	21,100 per 10,000 units	2016/05/30	200,000,000	2016/01/13
66139	J P Morgan SP BV	HSI R Bear CBBC May 2016 N	0.2500	21,500 per 10,000 units	21,300 per 10,000 units	2016/05/30	200,000,000	2016/01/13
66142	J P Morgan SP BV	HSI R Bear CBBC May 2016 O	0.2500	22,000 per 10,000 units	21,800 per 10,000 units	2016/05/30	200,000,000	2016/01/13
66169	J P Morgan SP BV	Tencent R Bull CBBC Oct 2016 B	0.2500	137.88 per 100 units	139.88 per 100 units	2016/10/21	80,000,000	2016/01/13
65846	SGA Societe Generale Acceptance N.V.	HSI R Bull CBBC Nov16 E	0.2500	21,058 per 10,000 units	21,158 per 10,000 units	2016/11/29	200,000,000	2016/01/13
66102	SGA Societe Generale Acceptance N.V.	HSI R Bull CBBC Nov16 F	0.2500	20,258 per 10,000 units	20,358 per 10,000 units	2016/11/29	200,000,000	2016/01/13
66107	SGA Societe Generale Acceptance N.V.	HSI R Bull CBBC Nov16 G	0.2500	20,858 per 10,000 units	20,958 per 10,000 units	2016/11/29	200,000,000	2016/01/13
65852	SGA Societe Generale Acceptance N.V.	HSI R Bear CBBC May16 S	0.2500	21,638 per 10,000 units	21,538 per 10,000 units	2016/05/30	200,000,000	2016/01/13
65869	SGA Societe Generale Acceptance N.V.	HSI R Bear CBBC May16 T	0.2500	21,938 per 10,000 units	21,838 per 10,000 units	2016/05/30	200,000,000	2016/01/13
65851	SGA Societe Generale Acceptance N.V.	HSI R Bear CBBC May16 X	0.2500	21,338 per 10,000 units	21,238 per 10,000 units	2016/05/30	200,000,000	2016/01/13
66117	SGA Societe Generale Acceptance N.V.	HSI R Bear CBBC Jun16 C	0.2500	22,300 per 20,000 units	22,200 per 20,000 units	2016/06/29	400,000,000	2016/01/13
66110	SGA Societe Generale Acceptance N.V.	HSI R Bear CBBC Jun16 Z	0.2500	21,088 per 10,000 units	20,988 per 10,000 units	2016/06/29	200,000,000	2016/01/13
66126	SGA Societe Generale Acceptance N.V.	HSI R Bear CBBC Jul16 A	0.2500	22,700 per 20,000 units	22,600 per 20,000 units	2016/07/28	400,000,000	2016/01/13
65900	UBS AG	China Mobile R Bull CBBC Nov 2016 A	0.2500	67.50 per 100 units	70 per 100 units	2016/11/14	50,000,000	2016/01/13
65894	UBS AG	HSI R Bull CBBC Nov 2016 R	0.2500	20,750 per 10,000 units	20,950 per 10,000 units	2016/11/29	200,000,000	2016/01/13
65892	UBS AG	HSI R Bull CBBC Dec 2016 N	0.2500	20,900 per 10,000 units	21,100 per 10,000 units	2016/12/29	200,000,000	2016/01/13
65997	UBS AG	HSI R Bull CBBC Feb 2017 D	0.2700	18,300 per 10,000 units	18,500 per 10,000 units	2017/02/27	200,000,000	2016/01/13
66017	UBS AG	HSI R Bull CBBC Feb 2017 E	0.2500	19,650 per 12,000 units	19,850 per 12,000 units	2017/02/27	200,000,000	2016/01/13
66021	UBS AG	HSI R Bull CBBC Feb 2017 F	0.2500	19,350 per 12,000 units	19,550 per 12,000 units	2017/02/27	200,000,000	2016/01/13
65907	UBS AG	HSI R Bear CBBC Apr 2016 N	0.2500	21,200 per 10,000 units	21,000 per 10,000 units	2016/04/28	200,000,000	2016/01/13
65973	UBS AG	HSI R Bear CBBC Apr 2016 O	0.2500	21,700 per 10,000 units	21,500 per 10,000 units	2016/04/28	200,000,000	2016/01/13
65944	UBS AG	HSI R Bear CBBC May 2016 D	0.2500	21,500 per 12,000 units	21,250 per 12,000 units	2016/05/30	200,000,000	2016/01/13
65974	UBS AG	HSI R Bear CBBC May 2016 E	0.2500	21,900 per 10,000 units	21,700 per 10,000 units	2016/05/30	200,000,000	2016/01/13
66801	BNP Paribas Arbit Issu B.V.	Ch Mob R Bull CBBC Dec 2016 D	0.2500	68 per 100 units	70 per 100 units	2016/12/30	50,000,000	2016/01/14
66780	BNP Paribas Arbit Issu B.V.	CSOP A50 ETF R Bull CBBC Sep16A	0.2500	9.7000	10.0000	2016/09/30	100,000,000	2016/01/14
66781	BNP Paribas Arbit Issu B.V.	A50 R Bear CBBC Sep 2016 A	0.2500	11.3000	11.0000	2016/09/30	100,000,000	2016/01/14
66793	BNP Paribas Arbit Issu B.V.	HKEX R Bull CBBC Sep 2016 G	0.3100	155 per 100 units	160 per 100 units	2016/09/30	40,000,000	2016/01/14

Newly listed callable bull/bear contracts (continued)

Code	Issuer	Name of issue	Issue prices (HK\$)	Strike price (HKD) / Strike level per 10 units	Call price (HKD) / Call level per 10 units	Expiry date	No. of issue (units)	Listing date
66719	BNP Paribas Arbit Issu B.V.	HSCEI R Bull CBBC Nov 2016 K	0.2500	7,000 per 10,000 units	7,200 per 10,000 units	2016/11/29	100,000,000	2016/01/14
66720	BNP Paribas Arbit Issu B.V.	HSCEI R Bull CBBC Dec 2016 K	0.2500	7,600 per 10,000 units	7,800 per 10,000 units	2016/12/29	100,000,000	2016/01/14
66770	BNP Paribas Arbit Issu B.V.	HSCEI R Bear CBBC May 2016 E	0.2500	9,600 per 10,000 units	9,400 per 10,000 units	2016/05/30	100,000,000	2016/01/14
66402	BNP Paribas Arbit Issu B.V.	HSI R Bull CBBC Sep 2016 K	0.2500	20,300 per 10,000 units	20,500 per 10,000 units	2016/09/29	250,000,000	2016/01/14
67173	BNP Paribas Arbit Issu B.V.	HSI R Bull CBBC Sep 2016 L	0.2500	20,100 per 10,000 units	20,300 per 10,000 units	2016/09/29	250,000,000	2016/01/14
66345	BNP Paribas Arbit Issu B.V.	HSI R Bull CBBC Oct 2016 A	0.2500	20,200 per 10,000 units	20,400 per 10,000 units	2016/10/28	250,000,000	2016/01/14
66403	BNP Paribas Arbit Issu B.V.	HSI R Bull CBBC Oct 2016 D	0.2500	20,400 per 10,000 units	20,600 per 10,000 units	2016/10/28	250,000,000	2016/01/14
66411	BNP Paribas Arbit Issu B.V.	HSI R Bull CBBC Oct 2016 E	0.2500	20,600 per 10,000 units	20,800 per 10,000 units	2016/10/28	250,000,000	2016/01/14
66697	BNP Paribas Arbit Issu B.V.	HSI R Bear CBBC May 2016 S	0.2500	20,700 per 10,000 units	20,500 per 10,000 units	2016/05/30	200,000,000	2016/01/14
66703	BNP Paribas Arbit Issu B.V.	HSI R Bear CBBC May 2016 T	0.2500	20,900 per 10,000 units	20,700 per 10,000 units	2016/05/30	200,000,000	2016/01/14
66708	BNP Paribas Arbit Issu B.V.	HSI R Bear CBBC May 2016 U	0.2500	21,100 per 10,000 units	20,900 per 10,000 units	2016/05/30	200,000,000	2016/01/14
66706	BNP Paribas Arbit Issu B.V.	HSI R Bear CBBC Jun 2016 B	0.2500	21,000 per 10,000 units	20,800 per 10,000 units	2016/06/29	200,000,000	2016/01/14
67193	BNP Paribas Arbit Issu B.V.	HSI R Bear CBBC Jun 2016 C	0.2500	20,600 per 10,000 units	20,400 per 10,000 units	2016/06/29	200,000,000	2016/01/14
66949	Credit Suisse AG	HSCEI R Bull CBBC Oct 2016 C	0.2500	8,250 per 10,000 units	8,450 per 10,000 units	2016/10/28	138,000,000	2016/01/14
66950	Credit Suisse AG	HSCEI R Bull CBBC Nov 2016 B	0.2500	7,950 per 10,000 units	8,150 per 10,000 units	2016/11/29	138,000,000	2016/01/14
66959	Credit Suisse AG	HSCEI R Bull CBBC Nov 2016 C	0.2500	7,600 per 10,000 units	7,800 per 10,000 units	2016/11/29	138,000,000	2016/01/14
66982	Credit Suisse AG	HSCEI R Bull CBBC Dec 2016 A	0.2500	7,100 per 10,000 units	7,300 per 10,000 units	2016/12/29	138,000,000	2016/01/14
66996	Credit Suisse AG	HSCEI R Bear CBBC Apr 2016 B	0.2500	9,400 per 10,000 units	9,200 per 10,000 units	2016/04/28	100,000,000	2016/01/14
66994	Credit Suisse AG	HSCEI R Bear CBBC May 2016 B	0.2500	9,900 per 10,000 units	9,700 per 10,000 units	2016/05/30	100,000,000	2016/01/14
66911	Credit Suisse AG	HSI R Bull CBBC Oct 2016 O	0.2500	20,150 per 10,000 units	20,350 per 10,000 units	2016/10/28	200,000,000	2016/01/14
66806	Credit Suisse AG	HSI R Bull CBBC Oct 2016 P	0.2500	20,700 per 10,000 units	20,900 per 10,000 units	2016/10/28	200,000,000	2016/01/14
66859	Credit Suisse AG	HSI R Bull CBBC Oct 2016 Q	0.2500	20,550 per 10,000 units	20,750 per 10,000 units	2016/10/28	200,000,000	2016/01/14
66908	Credit Suisse AG	HSI R Bull CBBC Oct 2016 R	0.2500	20,350 per 10,000 units	20,550 per 10,000 units	2016/10/28	200,000,000	2016/01/14
66918	Credit Suisse AG	HSI R Bull CBBC Nov 2016 R	0.2500	19,650 per 10,000 units	19,850 per 10,000 units	2016/11/29	200,000,000	2016/01/14
66935	Credit Suisse AG	HSI R Bull CBBC Jan 2017 A	0.2600	18,650 per 10,000 units	18,850 per 10,000 units	2017/01/26	200,000,000	2016/01/14
66945	Credit Suisse AG	HSI R Bull CBBC Jan 2017 B	0.2800	18,350 per 10,000 units	18,550 per 10,000 units	2017/01/26	200,000,000	2016/01/14
66948	Credit Suisse AG	HSI R Bull CBBC Jan 2017 C	0.3600	17,550 per 10,000 units	17,750 per 10,000 units	2017/01/26	200,000,000	2016/01/14
67112	Credit Suisse AG	HSI R Bear CBBC Apr 2016 Q	0.2500	21,250 per 10,000 units	21,050 per 10,000 units	2016/04/28	200,000,000	2016/01/14
67124	Credit Suisse AG	HSI R Bear CBBC Apr 2016 Z	0.2500	20,700 per 10,000 units	20,500 per 10,000 units	2016/04/28	200,000,000	2016/01/14
67093	Credit Suisse AG	HSI R Bear CBBC May 2016 M	0.2500	21,800 per 10,000 units	21,600 per 10,000 units	2016/05/30	200,000,000	2016/01/14
67119	Credit Suisse AG	HSI R Bear CBBC May 2016 N	0.2500	21,050 per 10,000 units	20,850 per 10,000 units	2016/05/30	200,000,000	2016/01/14
67122	Credit Suisse AG	HSI R Bear CBBC Jun 2016 I	0.2500	20,920 per 12,000 units	20,700 per 12,000 units	2016/06/29	200,000,000	2016/01/14
67127	Credit Suisse AG	HSI R Bear CBBC Jun 2016 J	0.2500	20,584 per 12,000 units	20,334 per 12,000 units	2016/06/29	200,000,000	2016/01/14
67111	Credit Suisse AG	HSI R Bear CBBC Jul 2016 B	0.2500	21,460 per 12,000 units	21,250 per 12,000 units	2016/07/28	200,000,000	2016/01/14
67356	Bank of East Asia	China Mobile R Bull CBBC Feb 2017 A	0.2500	60.80 per 100 units	62.80 per 100 units	2017/02/03	40,000,000	2016/01/14
67353	Bank of East Asia	CSOP A50 ETF R Bull CBBC Jan 2017 A	0.2500	9.0800	9.3800	2017/01/26	40,000,000	2016/01/14
67350	Bank of East Asia	A50 China R Bull CBBC Jan 2017 A	0.2500	8.0800	8.3800	2017/01/27	40,000,000	2016/01/14
67348	Bank of East Asia	HKEX R Bull CBBC Jan 2017 A	0.2500	160 per 100 units	163.80 per 100 units	2017/01/25	40,000,000	2016/01/14
67354	Bank of East Asia	PetCh R Bull CBBC Dec 2016 C	0.2500	3.1800	3.4800	2016/12/07	60,000,000	2016/01/14
67234	Goldman Sachs SP (Asia)	HSI R Bull CBBC Sep 2016 H	0.2580	20,000 per 10,000 units	20,200 per 10,000 units	2016/09/29	200,000,000	2016/01/14
67235	Goldman Sachs SP (Asia)	HSI R Bull CBBC Sep 2016 I	0.2660	19,800 per 10,000 units	20,000 per 10,000 units	2016/09/29	200,000,000	2016/01/14
67265	Goldman Sachs SP (Asia)	HSI R Bull CBBC Sep 2016 J	0.2700	19,700 per 10,000 units	19,900 per 10,000 units	2016/09/29	200,000,000	2016/01/14
67272	Goldman Sachs SP (Asia)	HSI R Bull CBBC Sep 2016 K	0.2840	19,500 per 10,000 units	19,700 per 10,000 units	2016/09/29	200,000,000	2016/01/14

Newly listed callable bull/bear contracts (continued)

Code	Issuer	Name of issue	Issue prices (HK\$)	Strike price (HKD) / Strike level per 10 units	Call price (HKD) / Call level per 10 units	Expiry date	No. of issue (units)	Listing date
67210	Goldman Sachs SP (Asia)	HSI R Bear CBBC Apr 2016 K	0.2530	21,200 per 10,000 units	21,000 per 10,000 units	2016/04/28	200,000,000	2016/01/14
67212	Goldman Sachs SP (Asia)	HSI R Bear CBBC Apr 2016 L	0.2770	21,400 per 10,000 units	21,200 per 10,000 units	2016/04/28	200,000,000	2016/01/14
67214	Goldman Sachs SP (Asia)	HSI R Bear CBBC Apr 2016 M	0.3060	21,600 per 10,000 units	21,400 per 10,000 units	2016/04/28	200,000,000	2016/01/14
67218	Goldman Sachs SP (Asia)	HSI R Bear CBBC Apr 2016 N	0.3210	21,800 per 10,000 units	21,600 per 10,000 units	2016/04/28	200,000,000	2016/01/14
67230	Goldman Sachs SP (Asia)	HSI R Bear CBBC Apr 2016 O	0.3500	22,000 per 10,000 units	21,800 per 10,000 units	2016/04/28	200,000,000	2016/01/14
66277	HK Bank	CC Bank R Bull CBBC Jan 2017 B	0.2500	3.7800	3.8600	2017/01/16	50,000,000	2016/01/14
66285	HK Bank	CC Bank R Bear CBBC Dec 2016 A	0.2500	5.7400	5.6600	2016/12/19	40,000,000	2016/01/14
66205	HK Bank	Galaxy Ent R Bull CBBC Dec 2016 D	0.7200	17.0600	17.8600	2016/12/19	40,000,000	2016/01/14
66546	HK Bank	HSCEI R Bull CBBC Oct 2016 M	0.3100	5,786 per 10,000 units	5,886 per 10,000 units	2016/10/28	60,000,000	2016/01/14
66553	HK Bank	HSCEI R Bull CBBC Nov 2016 I	0.2500	6,686 per 10,000 units	6,786 per 10,000 units	2016/11/29	60,000,000	2016/01/14
66556	HK Bank	HSCEI R Bull CBBC Nov 2016 J	0.2500	7,286 per 10,000 units	7,386 per 10,000 units	2016/11/29	60,000,000	2016/01/14
66292	HK Bank	HSCEI R Bear CBBC Aug 2016 I	0.2500	9,286 per 10,000 units	9,186 per 10,000 units	2016/08/30	50,000,000	2016/01/14
66537	HK Bank	HSCEI R Bear CBBC Aug 2016 J	0.2500	8,986 per 10,000 units	8,886 per 10,000 units	2016/08/30	50,000,000	2016/01/14
66290	HK Bank	HSI R Bull CBBC Oct 2016 S	0.2500	17,398 per 15,000 units	17,598 per 15,000 units	2016/10/28	150,000,000	2016/01/14
66287	HK Bank	HSI R Bear CBBC Aug 2016 N	0.2500	21,188 per 15,000 units	20,988 per 15,000 units	2016/08/30	150,000,000	2016/01/14
66435	HK Bank	HSI R Bear CBBC Aug 2016 O	0.2500	20,688 per 15,000 units	20,488 per 15,000 units	2016/08/30	150,000,000	2016/01/14
66447	HK Bank	HSI R Bear CBBC Oct 2016 G	0.2500	20,988 per 15,000 units	20,788 per 15,000 units	2016/10/28	150,000,000	2016/01/14
67337	J P Morgan SP BV	CAM CSI300 R Bull CBBC Dec 2016 A	0.2500	30.88 per 100 units	31.88 per 100 units	2016/12/16	100,000,000	2016/01/14
67339	J P Morgan SP BV	CSOP A50 ETF R Bull CBBC Jan 2017 A	0.2500	9.8800	10.0800	2017/01/20	80,000,000	2016/01/14
67338	J P Morgan SP BV	A50 China R Bull CBBC Jan 2017 A	0.2500	8.8800	9.0800	2017/01/20	80,000,000	2016/01/14
67315	J P Morgan SP BV	HKEX R Bull CBBC Dec 2016 C	0.2500	165.88 per 100 units	168.88 per 100 units	2016/12/16	80,000,000	2016/01/14
67319	J P Morgan SP BV	HKEX R Bear CBBC Sep 2016 A	0.2500	201.88 per 100 units	198.88 per 100 units	2016/09/15	68,000,000	2016/01/14
67329	J P Morgan SP BV	HSBC R Bull CBBC Dec 2016 A	0.2500	48.88 per 100 units	50.88 per 100 units	2016/12/16	100,000,000	2016/01/14
67137	J P Morgan SP BV	HSCEI R Bull CBBC Dec 2016 H	0.2500	7,600 per 10,000 units	7,800 per 10,000 units	2016/12/29	100,000,000	2016/01/14
67143	J P Morgan SP BV	HSCEI R Bear CBBC May 2016 B	0.2500	9,200 per 10,000 units	9,000 per 10,000 units	2016/05/30	100,000,000	2016/01/14
66419	J P Morgan SP BV	HSI R Bull CBBC Nov 2016 F	0.2500	20,700 per 10,000 units	20,900 per 10,000 units	2016/11/29	200,000,000	2016/01/14
66429	J P Morgan SP BV	HSI R Bull CBBC Dec 2016 P	0.2500	20,300 per 10,000 units	20,500 per 10,000 units	2016/12/29	200,000,000	2016/01/14
66421	J P Morgan SP BV	HSI R Bull CBBC Dec 2016 S	0.2500	20,500 per 10,000 units	20,700 per 10,000 units	2016/12/29	200,000,000	2016/01/14
67149	J P Morgan SP BV	HSI R Bull CBBC Jan 2017 Y	0.2500	19,650 per 10,000 units	19,850 per 10,000 units	2017/01/26	200,000,000	2016/01/14
67155	J P Morgan SP BV	HSI R Bull CBBC Feb 2017 E	0.2500	19,288 per 10,000 units	19,488 per 10,000 units	2017/02/27	200,000,000	2016/01/14
67156	J P Morgan SP BV	HSI R Bear CBBC May 2016 P	0.2500	20,534 per 10,000 units	20,334 per 10,000 units	2016/05/30	200,000,000	2016/01/14
67157	J P Morgan SP BV	HSI R Bear CBBC May 2016 Q	0.2500	20,700 per 10,000 units	20,500 per 10,000 units	2016/05/30	200,000,000	2016/01/14
67164	J P Morgan SP BV	HSI R Bear CBBC May 2016 R	0.2500	20,900 per 10,000 units	20,700 per 10,000 units	2016/05/30	200,000,000	2016/01/14
67166	J P Morgan SP BV	HSI R Bear CBBC May 2016 S	0.2500	21,100 per 10,000 units	20,900 per 10,000 units	2016/05/30	200,000,000	2016/01/14
67167	J P Morgan SP BV	HSI R Bear CBBC May 2016 T	0.2500	21,400 per 10,000 units	21,200 per 10,000 units	2016/05/30	200,000,000	2016/01/14
67291	J P Morgan SP BV	Tencent R Bull CBBC Dec 2016 A	0.2500	130.88 per 100 units	132.88 per 100 units	2016/12/16	80,000,000	2016/01/14
67307	J P Morgan SP BV	Tencent R Bear CBBC Dec 2016 B	0.2500	154.88 per 100 units	152.88 per 100 units	2016/12/16	80,000,000	2016/01/14
66304	SGA Societe Generale Acceptance N.V.	HSI R Bull CBBC Jun16 Z	0.2500	20,308 per 10,000 units	20,408 per 10,000 units	2016/06/29	200,000,000	2016/01/14
66298	SGA Societe Generale Acceptance N.V.	HSI R Bull CBBC Oct16 F	0.2500	19,858 per 10,000 units	19,958 per 10,000 units	2016/10/28	200,000,000	2016/01/14
66306	SGA Societe Generale Acceptance N.V.	HSI R Bull CBBC Oct16 G	0.2500	20,458 per 10,000 units	20,558 per 10,000 units	2016/10/28	200,000,000	2016/01/14
66314	SGA Societe Generale Acceptance N.V.	HSI R Bull CBBC Oct16 H	0.2500	20,658 per 10,000 units	20,758 per 10,000 units	2016/10/28	200,000,000	2016/01/14
66316	SGA Societe Generale Acceptance N.V.	HSI R Bull CBBC Oct16 I	0.2500	20,808 per 10,000 units	20,908 per 10,000 units	2016/10/28	200,000,000	2016/01/14
66596	SGA Societe Generale Acceptance N.V.	HSI R Bear CBBC Apr16 H	0.2500	21,388 per 10,000 units	21,288 per 10,000 units	2016/04/28	200,000,000	2016/01/14

Newly listed callable bull/bear contracts (continued)

Code	Issuer	Name of issue	Issue prices (HK\$)	Strike price (HKD) / Strike level per 10 units	Call price (HKD) / Call level per 10 units	Expiry date	No. of issue (units)	Listing date
66573	SGA Societe Generale Acceptance N.V.	HSI R Bear CBBC May16 Y	0.2500	21,188 per 10,000 units	21,088 per 10,000 units	2016/05/30	200,000,000	2016/01/14
66561	SGA Societe Generale Acceptance N.V.	HSI R Bear CBBC Jun16 D	0.2500	20,738 per 10,000 units	20,638 per 10,000 units	2016/06/29	200,000,000	2016/01/14
66572	SGA Societe Generale Acceptance N.V.	HSI R Bear CBBC Jun16 E	0.2500	20,938 per 10,000 units	20,838 per 10,000 units	2016/06/29	200,000,000	2016/01/14
66558	SGA Societe Generale Acceptance N.V.	HSI R Bear CBBC Jun16 F	0.2500	20,588 per 10,000 units	20,488 per 10,000 units	2016/06/29	200,000,000	2016/01/14
66695	UBS AG	HSCEI R Bull CBBC Sep 2016 F	0.2500	7,600 per 10,000 units	7,800 per 10,000 units	2016/09/29	200,000,000	2016/01/14
66696	UBS AG	HSCEI R Bear CBBC Apr 2016 B	0.2500	9,700 per 10,000 units	9,500 per 10,000 units	2016/04/28	100,000,000	2016/01/14
66606	UBS AG	HSI R Bull CBBC Nov 2016 S	0.2500	20,500 per 12,000 units	20,750 per 12,000 units	2016/11/29	200,000,000	2016/01/14
66664	UBS AG	HSI R Bull CBBC Nov 2016 T	0.2500	20,250 per 10,000 units	20,450 per 10,000 units	2016/11/29	200,000,000	2016/01/14
66676	UBS AG	HSI R Bull CBBC Nov 2016 U	0.2500	19,500 per 12,000 units	19,750 per 12,000 units	2016/11/29	200,000,000	2016/01/14
66680	UBS AG	HSI R Bull CBBC Nov 2016 V	0.2500	19,150 per 12,000 units	19,350 per 12,000 units	2016/11/29	200,000,000	2016/01/14
66626	UBS AG	HSI R Bull CBBC Dec 2016 O	0.2500	20,400 per 10,000 units	20,600 per 10,000 units	2016/12/29	200,000,000	2016/01/14
66671	UBS AG	HSI R Bull CBBC Dec 2016 Q	0.2500	19,750 per 10,000 units	19,950 per 10,000 units	2016/12/29	200,000,000	2016/01/14
66600	UBS AG	HSI R Bull CBBC Feb 2017 G	0.2500	20,700 per 10,000 units	20,900 per 10,000 units	2017/02/27	200,000,000	2016/01/14
66681	UBS AG	HSI R Bull CBBC Feb 2017 H	0.2500	18,850 per 12,000 units	19,050 per 12,000 units	2017/02/27	200,000,000	2016/01/14
67000	UBS AG	HSI R Bear CBBC Apr 2016 P	0.2500	20,600 per 10,000 units	20,400 per 10,000 units	2016/04/28	200,000,000	2016/01/14
67065	UBS AG	HSI R Bear CBBC Apr 2016 Q	0.2500	21,000 per 10,000 units	20,800 per 10,000 units	2016/04/28	200,000,000	2016/01/14
67009	UBS AG	HSI R Bear CBBC May 2016 F	0.2500	20,800 per 10,000 units	20,600 per 10,000 units	2016/05/30	200,000,000	2016/01/14
67068	UBS AG	HSI R Bear CBBC May 2016 G	0.2500	21,250 per 12,000 units	21,050 per 12,000 units	2016/05/30	200,000,000	2016/01/14
67077	UBS AG	HSI R Bear CBBC May 2016 H	0.2500	21,500 per 10,000 units	21,300 per 10,000 units	2016/05/30	200,000,000	2016/01/14
66693	UBS AG	Tencent R Bear CBBC Jun 2016 B	0.2500	159 per 100 units	155 per 100 units	2016/06/20	50,000,000	2016/01/14
67562	BNP Paribas Arbit Issu B.V.	HSI R Bear CBBC Jun 2016 D	0.2500	20,800 per 10,000 units	20,600 per 10,000 units	2016/06/29	200,000,000	2016/01/15
67566	BNP Paribas Arbit Issu B.V.	TCH R Bull CBBC Sep 2016 D	0.2500	137 per 100 units	140 per 100 units	2016/09/30	50,000,000	2016/01/15
67608	Credit Suisse AG	HSI R Bull CBBC Nov 2016 S	0.2500	20,300 per 10,000 units	20,500 per 10,000 units	2016/11/29	200,000,000	2016/01/15
67586	Credit Suisse AG	HSI R Bear CBBC Apr 2016 T	0.2500	21,100 per 10,000 units	20,900 per 10,000 units	2016/04/28	200,000,000	2016/01/15
67580	Credit Suisse AG	HSI R Bear CBBC May 2016 O	0.2500	20,750 per 10,000 units	20,550 per 10,000 units	2016/05/30	200,000,000	2016/01/15
67585	Credit Suisse AG	HSI R Bear CBBC May 2016 P	0.2500	20,950 per 10,000 units	20,750 per 10,000 units	2016/05/30	200,000,000	2016/01/15
67579	Credit Suisse AG	HSI R Bear CBBC May 2016 Q	0.2500	20,588 per 10,000 units	20,388 per 10,000 units	2016/05/30	200,000,000	2016/01/15
67594	Credit Suisse AG	HSI R Bear CBBC Jun 2016 K	0.2500	21,320 per 12,000 units	21,100 per 12,000 units	2016/06/29	200,000,000	2016/01/15
67510	Bank of East Asia	CC Bank R Bull CBBC Jan 2017 A	0.2500	4.2000	4.3800	2017/01/20	60,000,000	2016/01/15
67525	Bank of East Asia	HS H-SH ETF R Bull CBBC Jan 2017 A	0.2500	80.88 per 100 units	82.88 per 100 units	2017/01/18	40,000,000	2016/01/15
67502	Bank of East Asia	HSBC Holdings R Bull CBBC Jan 2017 A	0.2500	47 per 100 units	48.80 per 100 units	2017/01/24	60,000,000	2016/01/15
67511	Bank of East Asia	Ping An R Bull CBBC Jan 2017 A	0.8000	30.5000	31.8000	2017/01/19	20,000,000	2016/01/15
67507	Bank of East Asia	TCH R Bull CBBC Jan 2017 A	0.2500	123.80 per 100 units	126.80 per 100 units	2017/01/23	40,000,000	2016/01/15
67375	HK Bank	CAM CSI300 R Bull CBBC Nov 2016 C	1.0200	29.0600	29.8600	2016/11/07	50,000,000	2016/01/15
67448	HK Bank	CKH R Bull CBBC Jan 2017 A	0.2500	80.36 per 100 units	81.86 per 100 units	2017/01/16	40,000,000	2016/01/15
67361	HK Bank	CKP R Bull CBBC Jan 2017 A	0.2500	34.86 per 100 units	35.86 per 100 units	2017/01/16	40,000,000	2016/01/15
67365	HK Bank	CRRC R Bull CBBC Jan 2017 A	0.2500	6.6100	6.8600	2017/01/16	40,000,000	2016/01/15
67387	HK Bank	CSOP A50 ETF R Bull CBBC Feb 2017 C	0.2500	9.0600	9.1600	2017/02/22	50,000,000	2016/01/15
67392	HK Bank	CSOP A50 ETF R Bull CBBC Feb 2017 D	0.2500	9.9600	10.0600	2017/02/27	50,000,000	2016/01/15
67380	HK Bank	CSOP A50 ETF R Bull CBBC Mar 2017 F	0.3100	8.1600	8.2600	2017/03/06	50,000,000	2016/01/15
67418	HK Bank	A50 R Bull CBBC Feb 2017 D	0.2500	7.4600	7.5600	2017/02/22	50,000,000	2016/01/15
67419	HK Bank	A50 R Bull CBBC Feb 2017 E	0.2500	8.4600	8.5600	2017/02/27	50,000,000	2016/01/15
67425	HK Bank	HS H-SH ETF R Bull CBBC Feb 2017 C	0.2500	70.26 per 100 units	71.26 per 100 units	2017/02/22	50,000,000	2016/01/15

Newly listed callable bull/bear contracts (continued)

Code	Issuer	Name of issue	Issue prices (HK\$)	Strike price (HKD) / Strike level per 10 units	Call price (HKD) / Call level per 10 units	Expiry date	No. of issue (units)	Listing date
67426	HK Bank	HSI H-SH ETF R Bull CBBC Feb 2017 D	0.2500	75.26 per 100 units	76.26 per 100 units	2017/02/27	50,000,000	2016/01/15
67372	HK Bank	Haitong Sec R Bull CBBC Jan 2017 A	0.3300	8.6600	9.1600	2017/01/16	40,000,000	2016/01/15
67366	HK Bank	Sands China R Bull CBBC Jan 2017 A	0.7500	16.3600	17.1600	2017/01/16	40,000,000	2016/01/15
67440	HK Bank	TCH R Bear CBBC Aug 2016 C	0.2500	149.36 per 100 units	147.86 per 100 units	2016/08/29	40,000,000	2016/01/15
67438	HK Bank	TCH R Bear CBBC Sep 2016 C	0.2700	165.36 per 100 units	163.86 per 100 units	2016/09/26	40,000,000	2016/01/15
67441	HK Bank	TCH R Bear CBBC Oct 2016 G	0.2500	153.36 per 100 units	151.86 per 100 units	2016/10/12	40,000,000	2016/01/15
67686	J P Morgan SP BV	China Mobile R Bull CBBC Jan 2017 A	0.2500	70.88 per 100 units	72.88 per 100 units	2017/01/20	100,000,000	2016/01/15
67697	J P Morgan SP BV	CC Bank R Bull CBBC Jan 2017 A	0.2500	4.5800	4.6800	2017/01/20	100,000,000	2016/01/15
67703	J P Morgan SP BV	HSI R Bull CBBC Nov 2016 I	0.2500	20,200 per 10,000 units	20,400 per 10,000 units	2016/11/29	200,000,000	2016/01/15
67704	J P Morgan SP BV	HSI R Bull CBBC Nov 2016 Z	0.2500	19,550 per 10,000 units	19,750 per 10,000 units	2016/11/29	150,000,000	2016/01/15
67538	J P Morgan SP BV	HSI R Bear CBBC May 2016 U	0.2500	20,600 per 10,000 units	20,400 per 10,000 units	2016/05/30	200,000,000	2016/01/15
67706	J P Morgan SP BV	HSI R Bear CBBC May 2016 V	0.2500	20,800 per 10,000 units	20,600 per 10,000 units	2016/05/30	200,000,000	2016/01/15
67720	J P Morgan SP BV	HSI R Bear CBBC May 2016 W	0.2500	21,200 per 10,000 units	21,000 per 10,000 units	2016/05/30	200,000,000	2016/01/15
67710	J P Morgan SP BV	HSI R Bear CBBC Jun 2016 A	0.2500	21,000 per 10,000 units	20,800 per 10,000 units	2016/06/29	200,000,000	2016/01/15
67684	J P Morgan SP BV	Tencent R Bull CBBC Jan 2017 A	0.2500	127.88 per 100 units	129.88 per 100 units	2017/01/20	80,000,000	2016/01/15
67685	J P Morgan SP BV	Tencent R Bear CBBC Jan 2017 A	0.2500	164.88 per 100 units	162.88 per 100 units	2017/01/20	80,000,000	2016/01/15
67485	SGA Societe Generale Acceptance N.V.	HSI R Bull CBBC Nov16 H	0.2500	20,408 per 10,000 units	20,508 per 10,000 units	2016/11/29	200,000,000	2016/01/15
67477	SGA Societe Generale Acceptance N.V.	HSI R Bear CBBC Apr16 F	0.2500	20,838 per 10,000 units	20,738 per 10,000 units	2016/04/28	200,000,000	2016/01/15
67476	SGA Societe Generale Acceptance N.V.	HSI R Bear CBBC Apr16 J	0.2500	20,638 per 10,000 units	20,538 per 10,000 units	2016/04/28	200,000,000	2016/01/15
67480	SGA Societe Generale Acceptance N.V.	HSI R Bear CBBC Apr16 M	0.2500	21,038 per 10,000 units	20,938 per 10,000 units	2016/04/28	200,000,000	2016/01/15
67467	SGA Societe Generale Acceptance N.V.	HSI R Bear CBBC Jun16 I	0.2500	20,438 per 10,000 units	20,338 per 10,000 units	2016/06/29	200,000,000	2016/01/15
67492	SGA Societe Generale Acceptance N.V.	HSI R Bear CBBC Jun16 O	0.2500	21,238 per 10,000 units	21,138 per 10,000 units	2016/06/29	200,000,000	2016/01/15
67679	UBS AG	HSI R Bull CBBC Dec 2016 S	0.2500	20,200 per 10,000 units	20,400 per 10,000 units	2016/12/29	200,000,000	2016/01/15
67632	UBS AG	HSI R Bull CBBC Feb 2017 I	0.2500	20,350 per 12,000 units	20,550 per 12,000 units	2017/02/27	200,000,000	2016/01/15
67611	UBS AG	HSI R Bear CBBC Apr 2016 R	0.2500	20,700 per 10,000 units	20,500 per 10,000 units	2016/04/28	200,000,000	2016/01/15
67629	UBS AG	HSI R Bear CBBC Apr 2016 S	0.2500	21,300 per 10,000 units	21,100 per 10,000 units	2016/04/28	200,000,000	2016/01/15
67618	UBS AG	HSI R Bear CBBC May 2016 I	0.2500	20,900 per 12,000 units	20,650 per 12,000 units	2016/05/30	200,000,000	2016/01/15
67626	UBS AG	HSI R Bear CBBC May 2016 J	0.2500	21,050 per 12,000 units	20,850 per 12,000 units	2016/05/30	200,000,000	2016/01/15
68130	BNP Paribas Arbit Issu B.V.	HSCEI R Bull CBBC Nov 2016 L	0.2500	6,600 per 10,000 units	6,800 per 10,000 units	2016/11/29	100,000,000	2016/01/18
68133	BNP Paribas Arbit Issu B.V.	HSCEI R Bull CBBC Dec 2016 L	0.2500	6,800 per 10,000 units	7,000 per 10,000 units	2016/12/29	100,000,000	2016/01/18
68136	BNP Paribas Arbit Issu B.V.	HSCEI R Bull CBBC Dec 2016 M	0.2500	7,200 per 10,000 units	7,400 per 10,000 units	2016/12/29	100,000,000	2016/01/18
68143	BNP Paribas Arbit Issu B.V.	HSCEI R Bear CBBC May 2016 F	0.2500	9,200 per 10,000 units	9,000 per 10,000 units	2016/05/30	100,000,000	2016/01/18
68138	BNP Paribas Arbit Issu B.V.	HSCEI R Bear CBBC Jun 2016 A	0.2500	9,000 per 10,000 units	8,800 per 10,000 units	2016/06/29	100,000,000	2016/01/18
68144	BNP Paribas Arbit Issu B.V.	HSCEI R Bear CBBC Jun 2016 B	0.2500	9,400 per 10,000 units	9,200 per 10,000 units	2016/06/29	100,000,000	2016/01/18
67843	BNP Paribas Arbit Issu B.V.	HSI R Bull CBBC Sep 2016 M	0.2500	19,700 per 10,000 units	19,900 per 10,000 units	2016/09/29	250,000,000	2016/01/18
67855	BNP Paribas Arbit Issu B.V.	HSI R Bull CBBC Oct 2016 F	0.2500	19,800 per 10,000 units	20,000 per 10,000 units	2016/10/28	250,000,000	2016/01/18
67878	BNP Paribas Arbit Issu B.V.	HSI R Bull CBBC Oct 2016 G	0.2500	20,000 per 10,000 units	20,200 per 10,000 units	2016/10/28	250,000,000	2016/01/18
68084	BNP Paribas Arbit Issu B.V.	HSI R Bull CBBC Nov 2016 J	0.2700	17,300 per 10,000 units	17,500 per 10,000 units	2016/11/29	250,000,000	2016/01/18
68108	BNP Paribas Arbit Issu B.V.	HSI R Bull CBBC Nov 2016 M	0.2500	18,100 per 10,000 units	18,300 per 10,000 units	2016/11/29	250,000,000	2016/01/18
68092	BNP Paribas Arbit Issu B.V.	HSI R Bull CBBC Nov 2016 R	0.2500	17,900 per 10,000 units	18,100 per 10,000 units	2016/11/29	250,000,000	2016/01/18
68126	BNP Paribas Arbit Issu B.V.	HSI R Bear CBBC May 2016 V	0.2500	20,500 per 10,000 units	20,300 per 10,000 units	2016/05/30	200,000,000	2016/01/18
68269	BNP Paribas Arbit Issu B.V.	HSI R Bear CBBC May 2016 W	0.2500	20,100 per 10,000 units	19,900 per 10,000 units	2016/05/30	200,000,000	2016/01/18
68117	BNP Paribas Arbit Issu B.V.	HSI R Bear CBBC Jun 2016 E	0.2500	20,200 per 10,000 units	20,000 per 10,000 units	2016/06/29	200,000,000	2016/01/18

Newly listed callable bull/bear contracts (continued)

Code	Issuer	Name of issue	Issue prices (HK\$)	Strike price (HKD) / Strike level per 10 units	Call price (HKD) / Call level per 10 units	Expiry date	No. of issue (units)	Listing date
68121	BNP Paribas Arbit Issu B.V.	HSI R Bear CBBC Jun 2016 F	0.2500	20,400 per 10,000 units	20,200 per 10,000 units	2016/06/29	200,000,000	2016/01/18
68147	Credit Suisse AG	HSI R Bull CBBC Sep 2016 B	0.2500	20,100 per 10,000 units	20,300 per 10,000 units	2016/09/29	200,000,000	2016/01/18
68145	Credit Suisse AG	HSI R Bull CBBC Sep 2016 J	0.2500	20,200 per 12,000 units	20,450 per 12,000 units	2016/09/29	200,000,000	2016/01/18
68148	Credit Suisse AG	HSI R Bull CBBC Sep 2016 K	0.2500	19,900 per 10,000 units	20,100 per 10,000 units	2016/09/29	200,000,000	2016/01/18
68151	Credit Suisse AG	HSI R Bull CBBC Sep 2016 L	0.2500	19,700 per 10,000 units	19,900 per 10,000 units	2016/09/29	200,000,000	2016/01/18
68156	Credit Suisse AG	HSI R Bear CBBC Apr 2016 X	0.2500	20,800 per 10,000 units	20,600 per 10,000 units	2016/04/28	200,000,000	2016/01/18
68164	Credit Suisse AG	HSI R Bear CBBC May 2016 B	0.2500	20,300 per 10,000 units	20,100 per 10,000 units	2016/05/30	200,000,000	2016/01/18
68163	Credit Suisse AG	HSI R Bear CBBC May 2016 R	0.2500	20,500 per 10,000 units	20,300 per 10,000 units	2016/05/30	200,000,000	2016/01/18
68153	Credit Suisse AG	HSI R Bear CBBC Jun 2016 L	0.2500	21,000 per 12,000 units	20,800 per 12,000 units	2016/06/29	200,000,000	2016/01/18
68166	Credit Suisse AG	HSI R Bear CBBC Jun 2016 M	0.2500	20,139 per 12,000 units	19,889 per 12,000 units	2016/06/29	200,000,000	2016/01/18
67765	HK Bank	ABC R Bear CBBC Dec 2016 A	0.2500	3.6400	3.5600	2016/12/19	40,000,000	2016/01/18
67739	HK Bank	BOCL R Bear CBBC Nov 2016 A	0.2500	3.6400	3.5600	2016/11/28	40,000,000	2016/01/18
67783	HK Bank	Sinopec Corp R Bear CBBC Dec 2016 A	0.2500	5.2100	5.0600	2016/12/19	40,000,000	2016/01/18
67768	HK Bank	CSOP A50 ETF R Bull CBBC Jan 2017 A	0.2500	10.8600	10.9600	2017/01/16	50,000,000	2016/01/18
67727	HK Bank	A50 R Bull CBBC Jan 2017 A	0.2500	9.3600	9.4600	2017/01/16	50,000,000	2016/01/18
67736	HK Bank	Galaxy Ent R Bear CBBC Dec 2016 B	0.5200	26.6600	25.8600	2016/12/19	40,000,000	2016/01/18
67762	HK Bank	HKEX R Bear CBBC Nov 2016 B	0.2500	199.86 per 100 units	197.86 per 100 units	2016/11/28	40,000,000	2016/01/18
67837	HK Bank	HSI R Bull CBBC Oct 2016 T	0.2500	20,188 per 15,000 units	20,388 per 15,000 units	2016/10/28	150,000,000	2016/01/18
67828	HK Bank	HSI R Bull CBBC Dec 2016 K	0.2500	19,798 per 15,000 units	19,998 per 15,000 units	2016/12/29	150,000,000	2016/01/18
67788	HK Bank	HSI R Bear CBBC Nov 2016 D	0.2500	20,698 per 15,000 units	20,498 per 15,000 units	2016/11/29	150,000,000	2016/01/18
67814	HK Bank	HSI R Bear CBBC Dec 2016 E	0.2500	21,378 per 20,000 units	21,128 per 20,000 units	2016/12/29	400,000,000	2016/01/18
67767	HK Bank	ICBC R Bear CBBC Dec 2016 A	0.2500	4.9600	4.8600	2016/12/19	40,000,000	2016/01/18
67774	HK Bank	PetCh R Bear CBBC Dec 2016 B	0.2500	5.8600	5.6600	2016/12/19	40,000,000	2016/01/18
67738	HK Bank	Sands China R Bear CBBC Dec 2016 D	0.5400	27.6600	26.8600	2016/12/19	40,000,000	2016/01/18
68277	J P Morgan SP BV	AIA R Bull CBBC Feb 2017 A	0.2500	35.88 per 100 units	36.88 per 100 units	2017/02/17	100,000,000	2016/01/18
68273	J P Morgan SP BV	BOCL R Bull CBBC Feb 2017 A	0.2500	2.5300	2.6800	2017/02/17	100,000,000	2016/01/18
68274	J P Morgan SP BV	CC Bank R Bull CBBC Feb 2017 A	0.2500	4.3800	4.4800	2017/02/17	100,000,000	2016/01/18
68034	J P Morgan SP BV	HSCEI R Bull CBBC Jan 2017 C	0.2500	8,600 per 10,000 units	8,800 per 10,000 units	2017/01/26	100,000,000	2016/01/18
68353	J P Morgan SP BV	HSCEI R Bull CBBC Jun 2017 A	0.2500	6,800 per 10,000 units	7,000 per 10,000 units	2017/06/29	100,000,000	2016/01/18
68355	J P Morgan SP BV	HSCEI R Bear CBBC May 2016 C	0.2500	9,000 per 10,000 units	8,800 per 10,000 units	2016/05/30	100,000,000	2016/01/18
68016	J P Morgan SP BV	HSI R Bull CBBC Nov 2016 R	0.2500	19,900 per 10,000 units	20,100 per 10,000 units	2016/11/29	200,000,000	2016/01/18
68286	J P Morgan SP BV	HSI R Bull CBBC Dec 2016 I	0.2500	19,088 per 10,000 units	19,288 per 10,000 units	2016/12/29	200,000,000	2016/01/18
68285	J P Morgan SP BV	HSI R Bull CBBC Dec 2016 T	0.2500	19,388 per 10,000 units	19,588 per 10,000 units	2016/12/29	200,000,000	2016/01/18
68014	J P Morgan SP BV	HSI R Bull CBBC Dec 2016 W	0.2500	20,100 per 10,000 units	20,300 per 10,000 units	2016/12/29	200,000,000	2016/01/18
68033	J P Morgan SP BV	HSI R Bull CBBC Jan 2017 Z	0.2500	19,700 per 10,000 units	19,900 per 10,000 units	2017/01/26	200,000,000	2016/01/18
68289	J P Morgan SP BV	HSI R Bull CBBC Feb 2017 F	0.2500	18,500 per 10,000 units	18,700 per 10,000 units	2017/02/27	200,000,000	2016/01/18
68295	J P Morgan SP BV	HSI R Bull CBBC Feb 2017 G	0.2500	18,100 per 10,000 units	18,300 per 10,000 units	2017/02/27	200,000,000	2016/01/18
68301	J P Morgan SP BV	HSI R Bull CBBC Jun 2017 B	0.2500	17,600 per 10,000 units	17,800 per 10,000 units	2017/06/29	200,000,000	2016/01/18
68310	J P Morgan SP BV	HSI R Bear CBBC May 2016 X	0.2500	20,089 per 10,000 units	19,889 per 10,000 units	2016/05/30	200,000,000	2016/01/18
68316	J P Morgan SP BV	HSI R Bear CBBC May 2016 Y	0.2500	20,200 per 10,000 units	20,000 per 10,000 units	2016/05/30	200,000,000	2016/01/18
68339	J P Morgan SP BV	HSI R Bear CBBC Jun 2016 B	0.2500	20,400 per 10,000 units	20,200 per 10,000 units	2016/06/29	200,000,000	2016/01/18
68341	J P Morgan SP BV	HSI R Bear CBBC Jun 2016 C	0.2500	20,788 per 10,000 units	20,588 per 10,000 units	2016/06/29	200,000,000	2016/01/18
68344	J P Morgan SP BV	HSI R Bear CBBC Jun 2016 D	0.2500	21,088 per 10,000 units	20,888 per 10,000 units	2016/06/29	200,000,000	2016/01/18

Newly listed callable bull/bear contracts (continued)

Code	Issuer	Name of issue	Issue prices (HK\$)	Strike price (HKD) / Strike level per 10 units	Call price (HKD) / Call level per 10 units	Expiry date	No. of issue (units)	Listing date
68276	J P Morgan SP BV	ICBC R Bull CBBC Feb 2017 A	0.2500	3.5300	3.6800	2017/02/17	100,000,000	2016/01/18
67931	Macquarie Bank Ltd.	HSI R Bull CBBC Jul 2016 E	0.2550	18,550 per 15,000 units	18,750 per 15,000 units	2016/07/28	40,000,000	2016/01/18
67956	Macquarie Bank Ltd.	HSI R Bull CBBC Jul 2016 F	0.2600	18,050 per 15,000 units	18,250 per 15,000 units	2016/07/28	40,000,000	2016/01/18
68011	Macquarie Bank Ltd.	HSI R Bull CBBC Jul 2016 G	0.2500	19,050 per 15,000 units	19,250 per 15,000 units	2016/07/28	40,000,000	2016/01/18
67961	Macquarie Bank Ltd.	HSI R Bear CBBC Jul 2016 D	0.2500	20,700 per 15,000 units	20,500 per 15,000 units	2016/07/28	40,000,000	2016/01/18
67966	Macquarie Bank Ltd.	HSI R Bear CBBC Jul 2016 E	0.2550	20,950 per 15,000 units	20,750 per 15,000 units	2016/07/28	40,000,000	2016/01/18
67989	Macquarie Bank Ltd.	HSI R Bear CBBC Jul 2016 F	0.2600	21,200 per 15,000 units	21,000 per 15,000 units	2016/07/28	40,000,000	2016/01/18
68005	Macquarie Bank Ltd.	HSI R Bear CBBC Jul 2016 G	0.2650	21,700 per 15,000 units	21,500 per 15,000 units	2016/07/28	40,000,000	2016/01/18
67911	SGA Societe Generale Acceptance N.V.	HSI R Bull CBBC Oct16 J	0.2500	20,058 per 10,000 units	20,158 per 10,000 units	2016/10/28	200,000,000	2016/01/18
67917	SGA Societe Generale Acceptance N.V.	HSI R Bull CBBC Oct16 K	0.2500	20,208 per 10,000 units	20,308 per 10,000 units	2016/10/28	200,000,000	2016/01/18
67906	SGA Societe Generale Acceptance N.V.	HSI R Bull CBBC Nov16 I	0.2500	19,908 per 10,000 units	20,008 per 10,000 units	2016/11/29	200,000,000	2016/01/18
67880	SGA Societe Generale Acceptance N.V.	HSI R Bull CBBC Dec16 B	0.3100	17,508 per 10,000 units	17,608 per 10,000 units	2016/12/29	200,000,000	2016/01/18
67900	SGA Societe Generale Acceptance N.V.	HSI R Bull CBBC Dec16 C	0.2900	17,708 per 10,000 units	17,808 per 10,000 units	2016/12/29	200,000,000	2016/01/18
68059	SGA Societe Generale Acceptance N.V.	HSI R Bear CBBC Apr16 P	0.2500	20,388 per 10,000 units	20,288 per 10,000 units	2016/04/28	200,000,000	2016/01/18
68060	SGA Societe Generale Acceptance N.V.	HSI R Bear CBBC May16 V	0.2500	20,538 per 10,000 units	20,438 per 10,000 units	2016/05/30	200,000,000	2016/01/18
68051	SGA Societe Generale Acceptance N.V.	HSI R Bear CBBC Jun16 P	0.2500	20,088 per 10,000 units	19,988 per 10,000 units	2016/06/29	200,000,000	2016/01/18
68057	SGA Societe Generale Acceptance N.V.	HSI R Bear CBBC Jun16 Q	0.2500	20,238 per 10,000 units	20,138 per 10,000 units	2016/06/29	200,000,000	2016/01/18
67918	SGA Societe Generale Acceptance N.V.	HSI R Bear CBBC Jul16 B	0.2500	21,900 per 20,000 units	21,800 per 20,000 units	2016/07/28	400,000,000	2016/01/18
68067	SGA Societe Generale Acceptance N.V.	HSI R Bear CBBC Jul16 C	0.2500	20,988 per 10,000 units	20,888 per 10,000 units	2016/07/28	200,000,000	2016/01/18
68072	SGA Societe Generale Acceptance N.V.	HSI R Bear CBBC Jul16 D	0.2500	20,788 per 10,000 units	20,688 per 10,000 units	2016/07/28	200,000,000	2016/01/18
68254	UBS AG	China Mobile R Bull CBBC Dec 2016 A	0.2500	62.50 per 100 units	65 per 100 units	2016/12/12	50,000,000	2016/01/18
68244	UBS AG	HSBC R Bull CBBC Nov 2016 C	0.2500	50 per 100 units	52.50 per 100 units	2016/11/14	100,000,000	2016/01/18
68189	UBS AG	HSCEI R Bull CBBC Dec 2016 A	0.2500	6,800 per 10,000 units	7,000 per 10,000 units	2016/12/29	200,000,000	2016/01/18
68190	UBS AG	HSCEI R Bear CBBC May 2016 A	0.2500	9,200 per 10,000 units	9,000 per 10,000 units	2016/05/30	100,000,000	2016/01/18
68177	UBS AG	HSI R Bull CBBC Nov 2016 W	0.2500	19,700 per 10,000 units	19,900 per 10,000 units	2016/11/29	200,000,000	2016/01/18
68184	UBS AG	HSI R Bull CBBC Nov 2016 X	0.2500	19,850 per 12,000 units	20,050 per 12,000 units	2016/11/29	200,000,000	2016/01/18
68173	UBS AG	HSI R Bull CBBC Dec 2016 P	0.2500	19,000 per 12,000 units	19,250 per 12,000 units	2016/12/29	200,000,000	2016/01/18
68169	UBS AG	HSI R Bull CBBC Dec 2016 R	0.2500	20,150 per 12,000 units	20,350 per 12,000 units	2016/12/29	200,000,000	2016/01/18
68172	UBS AG	HSI R Bull CBBC Dec 2016 T	0.2500	20,000 per 10,000 units	20,200 per 10,000 units	2016/12/29	200,000,000	2016/01/18
68179	UBS AG	HSI R Bull CBBC Dec 2016 U	0.2500	19,450 per 10,000 units	19,650 per 10,000 units	2016/12/29	200,000,000	2016/01/18
68192	UBS AG	HSI R Bull CBBC Jan 2017 A	0.2500	18,750 per 10,000 units	18,950 per 10,000 units	2017/01/26	200,000,000	2016/01/18
68222	UBS AG	HSI R Bull CBBC Jan 2017 B	0.2500	18,350 per 12,000 units	18,550 per 12,000 units	2017/01/26	200,000,000	2016/01/18
68225	UBS AG	HSI R Bull CBBC Jan 2017 C	0.2700	17,300 per 10,000 units	17,500 per 10,000 units	2017/01/26	200,000,000	2016/01/18
68202	UBS AG	HSI R Bull CBBC Feb 2017 J	0.2500	18,500 per 12,000 units	18,750 per 12,000 units	2017/02/27	200,000,000	2016/01/18
68227	UBS AG	HSI R Bear CBBC Apr 2016 T	0.2500	20,200 per 10,000 units	20,000 per 10,000 units	2016/04/28	200,000,000	2016/01/18
68241	UBS AG	HSI R Bear CBBC Apr 2016 U	0.2500	20,650 per 12,000 units	20,450 per 12,000 units	2016/04/28	200,000,000	2016/01/18
68242	UBS AG	HSI R Bear CBBC Apr 2016 V	0.2500	20,900 per 10,000 units	20,700 per 10,000 units	2016/04/28	200,000,000	2016/01/18
68229	UBS AG	HSI R Bear CBBC May 2016 K	0.2500	20,400 per 10,000 units	20,200 per 10,000 units	2016/05/30	200,000,000	2016/01/18
68243	UBS AG	HSI R Bear CBBC May 2016 L	0.2500	21,100 per 10,000 units	20,900 per 10,000 units	2016/05/30	200,000,000	2016/01/18
68265	UBS AG	HSI R Bear CBBC May 2016 M	0.2500	20,100 per 10,000 units	19,900 per 10,000 units	2016/05/30	200,000,000	2016/01/18
68633	BNP Paribas Arbit Issu B.V.	HSI R Bull CBBC Sep 2016 N	0.2500	19,500 per 10,000 units	19,700 per 10,000 units	2016/09/29	250,000,000	2016/01/19
68488	BNP Paribas Arbit Issu B.V.	HSI R Bull CBBC Oct 2016 H	0.2500	19,600 per 10,000 units	19,800 per 10,000 units	2016/10/28	250,000,000	2016/01/19
68632	BNP Paribas Arbit Issu B.V.	HSI R Bull CBBC Nov 2016 O	0.2500	17,700 per 10,000 units	17,900 per 10,000 units	2016/11/29	250,000,000	2016/01/19

Newly listed callable bull/bear contracts (continued)

Code	Issuer	Name of issue	Issue prices (HK\$)	Strike price (HKD) / Strike level per 10 units	Call price (HKD) / Call level per 10 units	Expiry date	No. of issue (units)	Listing date
68606	BNP Paribas Arbit Issu B.V.	HSI R Bull CBBC Dec 2016 N	0.3000	16,800 per 10,000 units	17,000 per 10,000 units	2016/12/29	250,000,000	2016/01/19
68607	BNP Paribas Arbit Issu B.V.	HSI R Bull CBBC Dec 2016 R	0.2800	17,000 per 10,000 units	17,200 per 10,000 units	2016/12/29	250,000,000	2016/01/19
68489	BNP Paribas Arbit Issu B.V.	HSI R Bear CBBC May 2016 X	0.2500	20,300 per 10,000 units	20,100 per 10,000 units	2016/05/30	200,000,000	2016/01/19
68634	BNP Paribas Arbit Issu B.V.	HSI R Bear CBBC Jun 2016 G	0.2500	20,000 per 10,000 units	19,800 per 10,000 units	2016/06/29	200,000,000	2016/01/19
68576	Credit Suisse AG	HSI R Bull CBBC Oct 2016 K	0.2500	19,550 per 10,000 units	19,750 per 10,000 units	2016/10/28	200,000,000	2016/01/19
68574	Credit Suisse AG	HSI R Bull CBBC Oct 2016 S	0.2500	19,747 per 10,000 units	19,947 per 10,000 units	2016/10/28	200,000,000	2016/01/19
68578	Credit Suisse AG	HSI R Bear CBBC Apr 2016 H	0.2500	20,150 per 10,000 units	19,950 per 10,000 units	2016/04/28	200,000,000	2016/01/19
68592	Credit Suisse AG	HSI R Bear CBBC May 2016 H	0.2500	20,650 per 10,000 units	20,450 per 10,000 units	2016/05/30	200,000,000	2016/01/19
68577	Credit Suisse AG	HSI R Bear CBBC Jun 2016 N	0.2500	19,962 per 12,000 units	19,712 per 12,000 units	2016/06/29	200,000,000	2016/01/19
68587	Credit Suisse AG	HSI R Bear CBBC Jun 2016 O	0.2500	20,370 per 12,000 units	20,150 per 12,000 units	2016/06/29	200,000,000	2016/01/19
68357	HK Bank	China Mobile R Bull CBBC Dec 2016 F	0.2500	60.96 per 100 units	61.86 per 100 units	2016/12/19	50,000,000	2016/01/19
68406	HK Bank	CITIC Sec R Bull CBBC Nov 2016 C	0.4800	10.3600	11.3600	2016/11/14	40,000,000	2016/01/19
68359	HK Bank	China Life R Bull CBBC Oct 2016 D	0.4300	17.3600	17.8600	2016/10/24	50,000,000	2016/01/19
68360	HK Bank	China Life R Bull CBBC Nov 2016 C	0.5300	16.3600	16.8600	2016/11/14	50,000,000	2016/01/19
68379	HK Bank	CM Bank R Bull CBBC Dec 2016 D	0.3500	12.2600	12.6600	2016/12/30	40,000,000	2016/01/19
68369	HK Bank	CRRC R Bull CBBC Mar 2017 A	0.2500	5.6100	5.8600	2017/03/06	40,000,000	2016/01/19
68376	HK Bank	Galaxy Ent R Bull CBBC Nov 2016 G	0.6500	15.0600	15.8600	2016/11/14	40,000,000	2016/01/19
68404	HK Bank	HKEX R Bull CBBC Oct 2016 T	0.3400	149.36 per 100 units	151.36 per 100 units	2016/10/31	50,000,000	2016/01/19
68358	HK Bank	HKEX R Bull CBBC Dec 2016 B	0.5100	134.36 per 100 units	136.36 per 100 units	2016/12/21	50,000,000	2016/01/19
68396	HK Bank	HSCEI R Bull CBBC Oct 2016 N	0.2500	7,496 per 10,000 units	7,596 per 10,000 units	2016/10/28	60,000,000	2016/01/19
68402	HK Bank	HSCEI R Bull CBBC Nov 2016 K	0.2500	6,996 per 10,000 units	7,096 per 10,000 units	2016/11/29	60,000,000	2016/01/19
68426	HK Bank	HSCEI R Bull CBBC Nov 2016 L	0.2500	6,396 per 10,000 units	6,496 per 10,000 units	2016/11/29	60,000,000	2016/01/19
68423	HK Bank	HSCEI R Bear CBBC Sep 2016 E	0.2500	8,686 per 10,000 units	8,586 per 10,000 units	2016/09/29	50,000,000	2016/01/19
68414	HK Bank	HSI R Bull CBBC Sep 2016 B	0.2500	15,078 per 20,000 units	15,328 per 20,000 units	2016/09/29	400,000,000	2016/01/19
68409	HK Bank	HSI R Bull CBBC Nov 2016 M	0.2500	16,898 per 15,000 units	17,098 per 15,000 units	2016/11/29	150,000,000	2016/01/19
68412	HK Bank	HSI R Bull CBBC Dec 2016 L	0.2500	16,398 per 15,000 units	16,598 per 15,000 units	2016/12/29	150,000,000	2016/01/19
68415	HK Bank	HSI R Bear CBBC Aug 2016 P	0.2500	20,188 per 15,000 units	19,988 per 15,000 units	2016/08/30	150,000,000	2016/01/19
68421	HK Bank	HSI R Bear CBBC Sep 2016 K	0.2500	20,488 per 15,000 units	20,288 per 15,000 units	2016/09/29	150,000,000	2016/01/19
68374	HK Bank	SHK Ppt R Bull CBBC Jan 2017 B	0.2500	70.56 per 100 units	72.06 per 100 units	2017/01/16	40,000,000	2016/01/19
68377	HK Bank	TCH R Bull CBBC Oct 2016 F	0.2500	120.86 per 100 units	122.36 per 100 units	2016/10/24	50,000,000	2016/01/19
68378	HK Bank	TCH R Bull CBBC Nov 2016 F	0.2500	114.36 per 100 units	115.86 per 100 units	2016/11/07	50,000,000	2016/01/19
68439	HK Bank	TCH R Bear CBBC Nov 2016 B	0.2500	145.36 per 100 units	143.86 per 100 units	2016/11/24	40,000,000	2016/01/19
68732	J P Morgan SP BV	CC Bank R Bull CBBC Mar 2017 A	0.2500	4.1800	4.2800	2017/03/17	100,000,000	2016/01/19
68725	J P Morgan SP BV	CSOP A50 ETF R Bull CBBC Mar 2017 A	0.2500	9.4800	9.6800	2017/03/17	80,000,000	2016/01/19
68723	J P Morgan SP BV	A50 China R Bull CBBC Mar 2017 A	0.2500	8.4800	8.6800	2017/03/17	80,000,000	2016/01/19
68722	J P Morgan SP BV	HSBC R Bull CBBC Apr 2017 A	0.2500	46.88 per 100 units	48.88 per 100 units	2017/04/21	100,000,000	2016/01/19
68717	J P Morgan SP BV	HSBC R Bear CBBC Sep 2016 A	0.2500	71.38 per 100 units	68.88 per 100 units	2016/09/15	100,000,000	2016/01/19
68654	J P Morgan SP BV	HSI R Bull CBBC Sep 2016 A	0.2500	19,500 per 10,000 units	19,700 per 10,000 units	2016/09/29	200,000,000	2016/01/19
68656	J P Morgan SP BV	HSI R Bull CBBC Oct 2016 Y	0.2500	19,150 per 10,000 units	19,350 per 10,000 units	2016/10/28	150,000,000	2016/01/19
68658	J P Morgan SP BV	HSI R Bull CBBC Nov 2016 O	0.2500	18,888 per 10,000 units	19,088 per 10,000 units	2016/11/29	150,000,000	2016/01/19
68446	J P Morgan SP BV	HSI R Bull CBBC Nov 2016 Q	0.2500	19,688 per 10,000 units	19,888 per 10,000 units	2016/11/29	150,000,000	2016/01/19
68659	J P Morgan SP BV	HSI R Bull CBBC Apr 2017 B	0.2500	18,400 per 10,000 units	18,600 per 10,000 units	2017/04/27	200,000,000	2016/01/19
68661	J P Morgan SP BV	HSI R Bull CBBC May 2017 B	0.2500	17,900 per 10,000 units	18,100 per 10,000 units	2017/05/29	200,000,000	2016/01/19

Newly listed callable bull/bear contracts (continued)

Code	Issuer	Name of issue	Issue prices (HK\$)	Strike price (HKD) / Strike level per 10 units	Call price (HKD) / Call level per 10 units	Expiry date	No. of issue (units)	Listing date
68665	J P Morgan SP BV	HSI R Bear CBBC May 2016 Z	0.2500	19,912 per 10,000 units	19,712 per 10,000 units	2016/05/30	150,000,000	2016/01/19
68680	J P Morgan SP BV	HSI R Bear CBBC Jun 2016 F	0.2500	20,300 per 10,000 units	20,100 per 10,000 units	2016/06/29	200,000,000	2016/01/19
68701	J P Morgan SP BV	HSI R Bear CBBC Jul 2016 A	0.2500	20,500 per 10,000 units	20,300 per 10,000 units	2016/07/28	200,000,000	2016/01/19
68707	J P Morgan SP BV	Tencent R Bull CBBC Feb 2017 A	0.2500	125.88 per 100 units	127.88 per 100 units	2017/02/17	80,000,000	2016/01/19
68708	J P Morgan SP BV	Tencent R Bear CBBC Nov 2016 A	0.2500	150.88 per 100 units	148.88 per 100 units	2016/11/18	80,000,000	2016/01/19
68491	Macquarie Bank Ltd.	HSI R Bull CBBC Jul 2016 H	0.2500	18,850 per 15,000 units	19,050 per 15,000 units	2016/07/28	40,000,000	2016/01/19
68492	Macquarie Bank Ltd.	HSI R Bull CBBC Jul 2016 I	0.2600	17,050 per 15,000 units	17,250 per 15,000 units	2016/07/28	40,000,000	2016/01/19
68501	Macquarie Bank Ltd.	HSI R Bull CBBC Jul 2016 J	0.2550	17,550 per 15,000 units	17,750 per 15,000 units	2016/07/28	40,000,000	2016/01/19
68493	Macquarie Bank Ltd.	HSI R Bear CBBC Jul 2016 H	0.2500	20,450 per 15,000 units	20,250 per 15,000 units	2016/07/28	40,000,000	2016/01/19
68494	Macquarie Bank Ltd.	HSI R Bear CBBC Jul 2016 I	0.2550	21,450 per 15,000 units	21,250 per 15,000 units	2016/07/28	40,000,000	2016/01/19
68500	Macquarie Bank Ltd.	HSI R Bear CBBC Jul 2016 J	0.2600	22,200 per 15,000 units	22,000 per 15,000 units	2016/07/28	40,000,000	2016/01/19
68447	SGA Societe Generale Acceptance N.V.	HSI R Bull CBBC Dec16 D	0.2500	19,808 per 10,000 units	19,908 per 10,000 units	2016/12/29	200,000,000	2016/01/19
68485	SGA Societe Generale Acceptance N.V.	HSI R Bear CBBC Apr16 O	0.2500	21,138 per 10,000 units	21,038 per 10,000 units	2016/04/28	200,000,000	2016/01/19
68451	SGA Societe Generale Acceptance N.V.	HSI R Bear CBBC Apr16 Q	0.2500	20,138 per 10,000 units	20,038 per 10,000 units	2016/04/28	200,000,000	2016/01/19
68463	SGA Societe Generale Acceptance N.V.	HSI R Bear CBBC Apr16 T	0.2500	20,288 per 10,000 units	20,188 per 10,000 units	2016/04/28	200,000,000	2016/01/19
68481	SGA Societe Generale Acceptance N.V.	HSI R Bear CBBC Apr16 V	0.2500	20,488 per 10,000 units	20,388 per 10,000 units	2016/04/28	200,000,000	2016/01/19
68637	SGA Societe Generale Acceptance N.V.	HSI R Bear CBBC Apr16 Y	0.2500	19,838 per 10,000 units	19,738 per 10,000 units	2016/04/28	200,000,000	2016/01/19
68642	SGA Societe Generale Acceptance N.V.	HSI R Bear CBBC Apr16 Z	0.2500	19,988 per 10,000 units	19,888 per 10,000 units	2016/04/28	200,000,000	2016/01/19
68504	UBS AG	HSI R Bull CBBC Jan 2017 D	0.2500	19,250 per 10,000 units	19,450 per 10,000 units	2017/01/26	200,000,000	2016/01/19
68510	UBS AG	HSI R Bull CBBC Jan 2017 E	0.2500	18,950 per 10,000 units	19,150 per 10,000 units	2017/01/26	200,000,000	2016/01/19
68526	UBS AG	HSI R Bull CBBC Jan 2017 F	0.2500	18,650 per 12,000 units	18,850 per 12,000 units	2017/01/26	200,000,000	2016/01/19
68561	UBS AG	HSI R Bull CBBC Jan 2017 G	0.2500	18,150 per 12,000 units	18,350 per 12,000 units	2017/01/26	200,000,000	2016/01/19
68502	UBS AG	HSI R Bull CBBC Feb 2017 K	0.2500	19,600 per 10,000 units	19,800 per 10,000 units	2017/02/27	200,000,000	2016/01/19
68528	UBS AG	HSI R Bull CBBC Feb 2017 L	0.2500	18,450 per 10,000 units	18,650 per 10,000 units	2017/02/27	200,000,000	2016/01/19
68562	UBS AG	HSI R Bull CBBC Feb 2017 M	0.2500	17,850 per 10,000 units	18,050 per 10,000 units	2017/02/27	200,000,000	2016/01/19
68573	UBS AG	HSI R Bull CBBC Mar 2017 A	0.2500	17,650 per 12,000 units	17,850 per 12,000 units	2017/03/30	200,000,000	2016/01/19
68593	UBS AG	HSI R Bear CBBC Apr 2016 W	0.2500	20,000 per 10,000 units	19,800 per 10,000 units	2016/04/28	200,000,000	2016/01/19
68597	UBS AG	HSI R Bear CBBC Apr 2016 X	0.2500	20,250 per 12,000 units	20,050 per 12,000 units	2016/04/28	200,000,000	2016/01/19
68598	UBS AG	HSI R Bear CBBC Apr 2016 Y	0.2500	20,500 per 12,000 units	20,250 per 12,000 units	2016/04/28	200,000,000	2016/01/19
68889	BNP Paribas Arbit Issu B.V.	HSI R Bull CBBC Sep 2016 O	0.2500	19,900 per 10,000 units	20,100 per 10,000 units	2016/09/29	250,000,000	2016/01/20
68953	Credit Suisse AG	HSI R Bull CBBC Aug 2016 E	0.2500	19,930 per 12,000 units	20,180 per 12,000 units	2016/08/30	200,000,000	2016/01/20
68960	Credit Suisse AG	HSI R Bull CBBC Aug 2016 G	0.2500	19,800 per 10,000 units	20,000 per 10,000 units	2016/08/30	200,000,000	2016/01/20
68977	Credit Suisse AG	HSI R Bull CBBC Aug 2016 H	0.2500	19,500 per 10,000 units	19,700 per 10,000 units	2016/08/30	200,000,000	2016/01/20
68945	Credit Suisse AG	HSI R Bear CBBC May 2016 A	0.2500	20,400 per 10,000 units	20,200 per 10,000 units	2016/05/30	200,000,000	2016/01/20
68944	Credit Suisse AG	HSI R Bear CBBC May 2016 I	0.2500	20,000 per 10,000 units	19,800 per 10,000 units	2016/05/30	200,000,000	2016/01/20
68833	Goldman Sachs SP (Asia)	HSI R Bull CBBC Sep 2016 L	0.2540	19,600 per 10,000 units	19,800 per 10,000 units	2016/09/29	200,000,000	2016/01/20
68838	Goldman Sachs SP (Asia)	HSI R Bull CBBC Sep 2016 M	0.2670	19,400 per 10,000 units	19,600 per 10,000 units	2016/09/29	200,000,000	2016/01/20
68849	Goldman Sachs SP (Asia)	HSI R Bull CBBC Sep 2016 N	0.2770	19,300 per 10,000 units	19,500 per 10,000 units	2016/09/29	200,000,000	2016/01/20
68851	Goldman Sachs SP (Asia)	HSI R Bull CBBC Sep 2016 O	0.2850	19,200 per 10,000 units	19,400 per 10,000 units	2016/09/29	200,000,000	2016/01/20
68862	Goldman Sachs SP (Asia)	HSI R Bull CBBC Sep 2016 P	0.2930	19,100 per 10,000 units	19,300 per 10,000 units	2016/09/29	200,000,000	2016/01/20
68763	HK Bank	ABC R Bear CBBC Nov 2016 A	0.2500	3.4400	3.3600	2016/11/28	40,000,000	2016/01/20
68760	HK Bank	China Mobile R Bear CBBC Dec 2016 A	0.2500	91.96 per 100 units	91.06 per 100 units	2016/12/05	40,000,000	2016/01/20
68762	HK Bank	CNOOC R Bull CBBC Dec 2016 F	0.2500	5.1600	5.3600	2016/12/19	50,000,000	2016/01/20

Newly listed callable bull/bear contracts (continued)

Code	Issuer	Name of issue	Issue prices (HK\$)	Strike price (HKD) / Strike level per 10 units	Call price (HKD) / Call level per 10 units	Expiry date	No. of issue (units)	Listing date
68745	HK Bank	CNOOC R Bear CBBC Dec 2016 C	0.2500	8.4600	8.2600	2016/12/19	40,000,000	2016/01/20
68750	HK Bank	Sinopec Corp R Bear CBBC Dec 2016 B	0.2500	5.1100	4.9600	2016/12/19	40,000,000	2016/01/20
68757	HK Bank	HKEX R Bull CBBC Oct 2016 U	0.2500	164.86 per 100 units	166.86 per 100 units	2016/10/31	50,000,000	2016/01/20
68742	HK Bank	HSI R Bear CBBC Oct 2016 H	0.2500	19,988 per 15,000 units	19,788 per 15,000 units	2016/10/28	150,000,000	2016/01/20
68755	HK Bank	PetCh R Bull CBBC Apr 2017 A	0.2500	2.9600	3.1600	2017/04/28	50,000,000	2016/01/20
68756	HK Bank	PetCh R Bear CBBC Dec 2016 C	0.2500	5.6600	5.4600	2016/12/19	40,000,000	2016/01/20
68764	HK Bank	Ping An R Bull CBBC Nov 2016 N	0.2500	28.06 per 100 units	28.66 per 100 units	2016/11/28	50,000,000	2016/01/20
68804	HK Bank	Ping An R Bull CBBC Nov 2016 O	0.2500	32.66 per 100 units	33.26 per 100 units	2016/11/07	50,000,000	2016/01/20
68778	HK Bank	Ping An R Bull CBBC Jan 2017 A	0.2500	24.36 per 100 units	24.96 per 100 units	2017/01/16	50,000,000	2016/01/20
68811	HK Bank	Ping An R Bull CBBC Jan 2017 B	0.2500	31.16 per 100 units	31.76 per 100 units	2017/01/11	50,000,000	2016/01/20
68803	HK Bank	Ping An R Bear CBBC Nov 2016 C	0.2500	42.66 per 100 units	42.06 per 100 units	2016/11/28	40,000,000	2016/01/20
69019	J P Morgan SP BV	COVS R Bull CBBC Dec 2016 A	0.2500	20.0800	20.8800	2016/12/16	50,000,000	2016/01/20
69063	J P Morgan SP BV	COVS R Bull CBBC Feb 2017 A	0.4500	18.0800	18.8800	2017/02/17	50,000,000	2016/01/20
69064	J P Morgan SP BV	China Life R Bull CBBC Dec 2016 B	0.2500	19.3800	19.8800	2016/12/16	40,000,000	2016/01/20
69084	J P Morgan SP BV	HS H-SH ETF R Bull CBBC Jan 2017 A	0.2500	78.88 per 100 units	80.88 per 100 units	2017/01/20	180,000,000	2016/01/20
68937	J P Morgan SP BV	HSCEI R Bull CBBC Dec 2016 I	0.2500	8,300 per 10,000 units	8,500 per 10,000 units	2016/12/29	100,000,000	2016/01/20
68939	J P Morgan SP BV	HSCEI R Bull CBBC Apr 2017 A	0.2500	7,400 per 10,000 units	7,600 per 10,000 units	2017/04/27	100,000,000	2016/01/20
68943	J P Morgan SP BV	HSI R Bull CBBC Dec 2016 J	0.2500	19,800 per 10,000 units	20,000 per 10,000 units	2016/12/29	200,000,000	2016/01/20
68997	J P Morgan SP BV	HSI R Bull CBBC Jan 2017 F	0.2500	19,588 per 10,000 units	19,788 per 10,000 units	2017/01/26	150,000,000	2016/01/20
69012	J P Morgan SP BV	HSI R Bull CBBC Mar 2017 D	0.2500	18,988 per 10,000 units	19,188 per 10,000 units	2017/03/30	150,000,000	2016/01/20
69014	J P Morgan SP BV	HSI R Bull CBBC Jul 2017 B	0.2500	18,200 per 10,000 units	18,400 per 10,000 units	2017/07/28	200,000,000	2016/01/20
68864	J P Morgan SP BV	HSI R Bear CBBC Jun 2016 G	0.2500	20,000 per 10,000 units	19,800 per 10,000 units	2016/06/29	200,000,000	2016/01/20
68867	J P Morgan SP BV	HSI R Bear CBBC Jul 2016 B	0.2500	20,288 per 10,000 units	20,088 per 10,000 units	2016/07/28	200,000,000	2016/01/20
68986	J P Morgan SP BV	HSI R Bear CBBC Jul 2016 C	0.2500	20,588 per 10,000 units	20,388 per 10,000 units	2016/07/28	150,000,000	2016/01/20
69083	J P Morgan SP BV	PetCh R Bull CBBC Feb 2017 A	0.2500	3.6800	3.8800	2017/02/17	180,000,000	2016/01/20
69085	J P Morgan SP BV	Tracker Fund R Bull CBBC Dec 2016 C	0.2500	18.3800	18.8800	2016/12/16	100,000,000	2016/01/20
68874	Macquarie Bank Ltd.	HSI R Bear CBBC Jul 2016 K	0.2500	21,950 per 15,000 units	21,750 per 15,000 units	2016/07/28	40,000,000	2016/01/20
68912	SGA Societe Generale Acceptance N.V.	HSI R Bull CBBC Oct16 L	0.2500	19,608 per 10,000 units	19,708 per 10,000 units	2016/10/28	200,000,000	2016/01/20
68913	SGA Societe Generale Acceptance N.V.	HSI R Bull CBBC Nov16 J	0.2500	19,758 per 10,000 units	19,858 per 10,000 units	2016/11/29	200,000,000	2016/01/20
68914	SGA Societe Generale Acceptance N.V.	HSI R Bull CBBC Dec16 E	0.2500	20,008 per 10,000 units	20,108 per 10,000 units	2016/12/29	200,000,000	2016/01/20
68816	SGA Societe Generale Acceptance N.V.	HSI R Bear CBBC Jun16 N	0.2500	19,888 per 10,000 units	19,788 per 10,000 units	2016/06/29	200,000,000	2016/01/20
68817	SGA Societe Generale Acceptance N.V.	HSI R Bear CBBC Jul16 E	0.2500	20,038 per 10,000 units	19,938 per 10,000 units	2016/07/28	200,000,000	2016/01/20
68819	SGA Societe Generale Acceptance N.V.	HSI R Bear CBBC Jul16 F	0.2500	20,338 per 10,000 units	20,238 per 10,000 units	2016/07/28	200,000,000	2016/01/20
68925	UBS AG	HSI R Bull CBBC Jan 2017 H	0.2500	19,800 per 10,000 units	20,000 per 10,000 units	2017/01/26	200,000,000	2016/01/20
68923	UBS AG	HSI R Bull CBBC Feb 2017 N	0.2500	19,950 per 10,000 units	20,150 per 10,000 units	2017/02/27	200,000,000	2016/01/20
68926	UBS AG	HSI R Bull CBBC Feb 2017 O	0.2500	19,500 per 10,000 units	19,700 per 10,000 units	2017/02/27	200,000,000	2016/01/20
68922	UBS AG	HSI R Bear CBBC Apr 2016 A	0.2500	20,500 per 10,000 units	20,300 per 10,000 units	2016/04/28	200,000,000	2016/01/20
68916	UBS AG	HSI R Bear CBBC Apr 2016 Z	0.2500	20,300 per 10,000 units	20,100 per 10,000 units	2016/04/28	200,000,000	2016/01/20
68915	UBS AG	HSI R Bear CBBC May 2016 N	0.2500	20,050 per 12,000 units	19,850 per 12,000 units	2016/05/30	200,000,000	2016/01/20
69148	BNP Paribas Arbit Issu B.V.	HSI R Bull CBBC Oct 2016 I	0.2500	19,400 per 10,000 units	19,600 per 10,000 units	2016/10/28	250,000,000	2016/01/21
69171	BNP Paribas Arbit Issu B.V.	HSI R Bear CBBC May 2016 Y	0.2500	19,900 per 10,000 units	19,700 per 10,000 units	2016/05/30	200,000,000	2016/01/21
69176	Credit Suisse AG	HSI R Bull CBBC Nov 2016 T	0.2500	19,650 per 10,000 units	19,850 per 10,000 units	2016/11/29	200,000,000	2016/01/21
69181	Credit Suisse AG	HSI R Bull CBBC Nov 2016 Z	0.2500	19,400 per 10,000 units	19,600 per 10,000 units	2016/11/29	200,000,000	2016/01/21

Newly listed callable bull/bear contracts (continued)

Code	Issuer	Name of issue	Issue prices (HK\$)	Strike price (HKD) / Strike level per 10 units	Call price (HKD) / Call level per 10 units	Expiry date	No. of issue (units)	Listing date
69186	Credit Suisse AG	HSI R Bear CBBC May 2016 T	0.2500	19,809 per 10,000 units	19,609 per 10,000 units	2016/05/30	200,000,000	2016/01/21
69187	Credit Suisse AG	HSI R Bear CBBC May 2016 U	0.2500	20,200 per 10,000 units	20,000 per 10,000 units	2016/05/30	200,000,000	2016/01/21
69116	HK Bank	China Mobile R Bull CBBC Nov 2016 E	0.2500	77.96 per 100 units	78.86 per 100 units	2016/11/28	50,000,000	2016/01/21
69115	HK Bank	China Life R Bear CBBC Nov 2016 A	0.5800	26.6600	26.1600	2016/11/28	40,000,000	2016/01/21
69105	HK Bank	CNOOC R Bull CBBC Dec 2016 G	0.2500	6.7600	6.9600	2016/12/07	50,000,000	2016/01/21
69090	HK Bank	HKEX R Bull CBBC Nov 2016 F	0.2500	176.86 per 100 units	178.86 per 100 units	2016/11/28	50,000,000	2016/01/21
69094	HK Bank	HSI R Bull CBBC Nov 2016 N	0.2500	19,498 per 15,000 units	19,698 per 15,000 units	2016/11/29	150,000,000	2016/01/21
69113	HK Bank	HSI R Bear CBBC Sep 2016 L	0.2500	20,398 per 15,000 units	20,198 per 15,000 units	2016/09/29	150,000,000	2016/01/21
69232	J P Morgan SP BV	China Mobile R Bull CBBC Feb 2017 A	0.2500	69.38 per 100 units	70.88 per 100 units	2017/02/17	100,000,000	2016/01/21
69229	J P Morgan SP BV	China Mobile R Bull CBBC Nov 2017 A	0.2500	74.38 per 100 units	75.88 per 100 units	2017/11/17	100,000,000	2016/01/21
69222	J P Morgan SP BV	HSBC R Bull CBBC Nov 2016 B	0.2500	51.38 per 100 units	52.88 per 100 units	2016/11/18	200,000,000	2016/01/21
69226	J P Morgan SP BV	HSBC R Bull CBBC Sep 2017 A	0.2500	45.38 per 100 units	46.88 per 100 units	2017/09/15	200,000,000	2016/01/21
69150	J P Morgan SP BV	HSI R Bull CBBC Nov 2016 S	0.2500	19,400 per 10,000 units	19,600 per 10,000 units	2016/11/29	200,000,000	2016/01/21
69149	J P Morgan SP BV	HSI R Bull CBBC Dec 2016 L	0.2500	19,600 per 10,000 units	19,800 per 10,000 units	2016/12/29	200,000,000	2016/01/21
69216	J P Morgan SP BV	HSI R Bull CBBC Dec 2016 M	0.2500	18,688 per 10,000 units	18,888 per 10,000 units	2016/12/29	200,000,000	2016/01/21
69215	J P Morgan SP BV	HSI R Bull CBBC Jan 2017 G	0.2500	19,050 per 10,000 units	19,250 per 10,000 units	2017/01/26	200,000,000	2016/01/21
69220	J P Morgan SP BV	HSI R Bull CBBC Jun 2017 C	0.2900	17,000 per 10,000 units	17,200 per 10,000 units	2017/06/29	200,000,000	2016/01/21
69210	J P Morgan SP BV	HSI R Bear CBBC May 2016 A	0.2500	19,809 per 10,000 units	19,609 per 10,000 units	2016/05/30	200,000,000	2016/01/21
69212	J P Morgan SP BV	HSI R Bear CBBC Jul 2016 D	0.2500	20,100 per 10,000 units	19,900 per 10,000 units	2016/07/28	200,000,000	2016/01/21
69221	J P Morgan SP BV	HSI R Bear CBBC Jun 2017 A	0.2500	20,488 per 10,000 units	20,288 per 10,000 units	2017/06/29	200,000,000	2016/01/21
69228	J P Morgan SP BV	Tencent R Bear CBBC Feb 2017 A	0.2500	160.88 per 100 units	157.88 per 100 units	2017/02/17	60,000,000	2016/01/21
69166	Macquarie Bank Ltd.	HSI R Bull CBBC Jul 2016 K	0.2550	17,800 per 15,000 units	18,000 per 15,000 units	2016/07/28	40,000,000	2016/01/21
69170	Macquarie Bank Ltd.	HSI R Bull CBBC Jul 2016 L	0.2500	18,350 per 15,000 units	18,550 per 15,000 units	2016/07/28	40,000,000	2016/01/21
69124	SGA Societe Generale Acceptance N.V.	HSI R Bull CBBC Nov16 K	0.2500	19,558 per 10,000 units	19,658 per 10,000 units	2016/11/29	200,000,000	2016/01/21
69129	SGA Societe Generale Acceptance N.V.	HSI R Bull CBBC Dec16 F	0.2500	19,708 per 10,000 units	19,808 per 10,000 units	2016/12/29	200,000,000	2016/01/21
69172	SGA Societe Generale Acceptance N.V.	HSI R Bear CBBC Jul16 G	0.2500	19,738 per 10,000 units	19,638 per 10,000 units	2016/07/28	200,000,000	2016/01/21
69174	SGA Societe Generale Acceptance N.V.	HSI R Bear CBBC Jul16 H	0.2500	20,188 per 10,000 units	20,088 per 10,000 units	2016/07/28	200,000,000	2016/01/21
69188	UBS AG	HSI R Bull CBBC Dec 2016 V	0.2500	19,650 per 12,000 units	19,850 per 12,000 units	2016/12/29	200,000,000	2016/01/21
69189	UBS AG	HSI R Bull CBBC Jan 2017 I	0.2500	19,400 per 10,000 units	19,600 per 10,000 units	2017/01/26	200,000,000	2016/01/21
69206	UBS AG	HSI R Bull CBBC Jan 2017 J	0.2500	17,750 per 10,000 units	17,950 per 10,000 units	2017/01/26	200,000,000	2016/01/21
69202	UBS AG	HSI R Bull CBBC Mar 2017 B	0.2500	18,250 per 10,000 units	18,450 per 10,000 units	2017/03/30	200,000,000	2016/01/21
69205	UBS AG	HSI R Bull CBBC Mar 2017 C	0.2500	18,000 per 12,000 units	18,250 per 12,000 units	2017/03/30	200,000,000	2016/01/21
69208	UBS AG	HSI R Bull CBBC Jun 2017 A	0.3350	16,300 per 10,000 units	16,500 per 10,000 units	2017/06/29	200,000,000	2016/01/21
69209	UBS AG	HSI R Bear CBBC May 2016 O	0.2500	19,900 per 12,000 units	19,650 per 12,000 units	2016/05/30	200,000,000	2016/01/21
69418	BNP Paribas Arbit Issu B.V.	HSI R Bear CBBC Jun 2016 H	0.2500	19,800 per 10,000 units	19,600 per 10,000 units	2016/06/29	200,000,000	2016/01/22
69294	Credit Suisse AG	HSI R Bull CBBC Sep 2016 F	0.2500	19,350 per 10,000 units	19,550 per 10,000 units	2016/09/29	200,000,000	2016/01/22
69288	Credit Suisse AG	HSI R Bull CBBC Sep 2016 M	0.2500	19,600 per 10,000 units	19,800 per 10,000 units	2016/09/29	200,000,000	2016/01/22
69301	Credit Suisse AG	HSI R Bear CBBC Jun 2016 P	0.2500	20,270 per 12,000 units	20,050 per 12,000 units	2016/06/29	200,000,000	2016/01/22
69315	Credit Suisse AG	HSI R Bear CBBC Jun 2016 Q	0.2500	19,771 per 12,000 units	19,521 per 12,000 units	2016/06/29	200,000,000	2016/01/22
69402	Goldman Sachs SP (Asia)	HSI R Bull CBBC Sep 2016 Q	0.2540	18,900 per 10,000 units	19,100 per 10,000 units	2016/09/29	200,000,000	2016/01/22
69405	Goldman Sachs SP (Asia)	HSI R Bull CBBC Sep 2016 R	0.2570	18,800 per 10,000 units	19,000 per 10,000 units	2016/09/29	200,000,000	2016/01/22
69408	Goldman Sachs SP (Asia)	HSI R Bull CBBC Sep 2016 S	0.2580	18,700 per 10,000 units	18,900 per 10,000 units	2016/09/29	200,000,000	2016/01/22
69412	Goldman Sachs SP (Asia)	HSI R Bull CBBC Sep 2016 T	0.2570	18,600 per 10,000 units	18,800 per 10,000 units	2016/09/29	200,000,000	2016/01/22

Newly listed callable bull/bear contracts (continued)

Code	Issuer	Name of issue	Issue prices (HK\$)	Strike price (HKD) / Strike level per 10 units	Call price (HKD) / Call level per 10 units	Expiry date	No. of issue (units)	Listing date
69413	Goldman Sachs SP (Asia)	HSI R Bull CBBC Sep 2016 U	0.2550	18,500 per 10,000 units	18,700 per 10,000 units	2016/09/29	200,000,000	2016/01/22
69453	J P Morgan SP BV	CAM CSI300 R Bull CBBC Nov 2016 A	0.2500	31.88 per 100 units	32.88 per 100 units	2016/11/18	200,000,000	2016/01/22
69480	J P Morgan SP BV	CAM CSI300 R Bull CBBC Feb 2017 A	0.2500	28.88 per 100 units	29.88 per 100 units	2017/02/17	200,000,000	2016/01/22
69433	J P Morgan SP BV	CSOP A50 ETF R Bull CBBC Feb 2017 A	0.2500	9.3800	9.5800	2017/02/17	80,000,000	2016/01/22
69432	J P Morgan SP BV	CSOP A50 ETF R Bull CBBC Apr 2017 A	0.2500	8.8800	9.0800	2017/04/21	80,000,000	2016/01/22
69434	J P Morgan SP BV	A50 China R Bull CBBC Jan 2017 B	0.2500	7.9800	8.1800	2017/01/20	80,000,000	2016/01/22
69435	J P Morgan SP BV	A50 China R Bull CBBC Apr 2017 A	0.2500	7.5300	7.6800	2017/04/21	80,000,000	2016/01/22
69425	J P Morgan SP BV	HKEX R Bull CBBC Nov 2016 E	0.2500	167.88 per 100 units	170.88 per 100 units	2016/11/18	50,000,000	2016/01/22
69431	J P Morgan SP BV	HKEX R Bull CBBC Jan 2017 A	0.2500	161.88 per 100 units	164.88 per 100 units	2017/01/20	50,000,000	2016/01/22
69481	J P Morgan SP BV	HSCEI R Bull CBBC Apr 2017 B	0.2500	7,200 per 10,000 units	7,400 per 10,000 units	2017/04/27	100,000,000	2016/01/22
69485	J P Morgan SP BV	HSCEI R Bull CBBC Jun 2017 B	0.2500	7,000 per 10,000 units	7,200 per 10,000 units	2017/06/29	100,000,000	2016/01/22
69496	J P Morgan SP BV	HSCEI R Bear CBBC Apr 2016 N	0.2500	8,700 per 10,000 units	8,500 per 10,000 units	2016/04/28	100,000,000	2016/01/22
69423	J P Morgan SP BV	HSI R Bull CBBC Dec 2016 U	0.2500	19,488 per 10,000 units	19,688 per 10,000 units	2016/12/29	200,000,000	2016/01/22
69504	J P Morgan SP BV	HSI R Bull CBBC Jan 2017 H	0.2500	18,950 per 10,000 units	19,150 per 10,000 units	2017/01/26	150,000,000	2016/01/22
69514	J P Morgan SP BV	HSI R Bull CBBC Mar 2017 E	0.2500	18,488 per 10,000 units	18,688 per 10,000 units	2017/03/30	150,000,000	2016/01/22
69515	J P Morgan SP BV	HSI R Bull CBBC Apr 2017 C	0.2500	18,088 per 10,000 units	18,288 per 10,000 units	2017/04/27	150,000,000	2016/01/22
69516	J P Morgan SP BV	HSI R Bull CBBC May 2017 C	0.2500	17,700 per 10,000 units	17,900 per 10,000 units	2017/05/29	200,000,000	2016/01/22
69519	J P Morgan SP BV	HSI R Bull CBBC Aug 2017 B	0.3000	16,600 per 10,000 units	16,800 per 10,000 units	2017/08/30	200,000,000	2016/01/22
69528	J P Morgan SP BV	HSI R Bear CBBC May 2016 B	0.3000	19,721 per 10,000 units	19,521 per 10,000 units	2016/05/30	200,000,000	2016/01/22
69531	J P Morgan SP BV	HSI R Bear CBBC Jun 2016 H	0.3000	19,900 per 10,000 units	19,700 per 10,000 units	2016/06/29	200,000,000	2016/01/22
69533	J P Morgan SP BV	HSI R Bear CBBC Jul 2016 E	0.3000	20,388 per 10,000 units	20,188 per 10,000 units	2016/07/28	150,000,000	2016/01/22
69449	J P Morgan SP BV	Ping An R Bull CBBC Dec 2016 B	0.2500	30.88 per 100 units	31.88 per 100 units	2016/12/16	200,000,000	2016/01/22
69451	J P Morgan SP BV	Ping An R Bull CBBC Jan 2017 A	0.2500	28.88 per 100 units	29.88 per 100 units	2017/01/20	200,000,000	2016/01/22
69322	Macquarie Bank Ltd.	HSI R Bear CBBC Jul 2016 L	0.2500	20,200 per 15,000 units	20,000 per 15,000 units	2016/07/28	40,000,000	2016/01/22
69257	SGA Societe Generale Acceptance N.V.	HSI R Bull CBBC Sep16 L	0.2500	19,558 per 10,000 units	19,758 per 10,000 units	2016/09/29	200,000,000	2016/01/22
69234	SGA Societe Generale Acceptance N.V.	HSI R Bull CBBC Dec16 G	0.2500	17,958 per 10,000 units	18,158 per 10,000 units	2016/12/29	200,000,000	2016/01/22
69237	SGA Societe Generale Acceptance N.V.	HSI R Bull CBBC Dec16 H	0.2500	18,158 per 10,000 units	18,358 per 10,000 units	2016/12/29	200,000,000	2016/01/22
69238	SGA Societe Generale Acceptance N.V.	HSI R Bull CBBC Dec16 I	0.2500	18,358 per 10,000 units	18,558 per 10,000 units	2016/12/29	200,000,000	2016/01/22
69239	SGA Societe Generale Acceptance N.V.	HSI R Bull CBBC Dec16 J	0.2500	18,558 per 10,000 units	18,758 per 10,000 units	2016/12/29	200,000,000	2016/01/22
69246	SGA Societe Generale Acceptance N.V.	HSI R Bull CBBC Dec16 K	0.2500	18,758 per 10,000 units	18,958 per 10,000 units	2016/12/29	200,000,000	2016/01/22
69247	SGA Societe Generale Acceptance N.V.	HSI R Bull CBBC Dec16 L	0.2500	19,358 per 10,000 units	19,558 per 10,000 units	2016/12/29	200,000,000	2016/01/22
69347	SGA Societe Generale Acceptance N.V.	HSI R Bear CBBC Jun16 R	0.2500	19,638 per 10,000 units	19,538 per 10,000 units	2016/06/29	200,000,000	2016/01/22
69348	UBS AG	HSCEI R Bull CBBC Oct 2016 F	0.2500	7,050 per 10,000 units	7,250 per 10,000 units	2016/10/28	200,000,000	2016/01/22
69349	UBS AG	HSCEI R Bull CBBC Jan 2017 A	0.2500	6,550 per 10,000 units	6,750 per 10,000 units	2017/01/26	200,000,000	2016/01/22
69358	UBS AG	HSCEI R Bear CBBC Apr 2016 C	0.2500	8,950 per 10,000 units	8,750 per 10,000 units	2016/04/28	100,000,000	2016/01/22
69359	UBS AG	HSI R Bull CBBC Jan 2017 K	0.2500	19,500 per 12,000 units	19,750 per 12,000 units	2017/01/26	200,000,000	2016/01/22
69360	UBS AG	HSI R Bull CBBC Jan 2017 L	0.2500	19,350 per 12,000 units	19,550 per 12,000 units	2017/01/26	200,000,000	2016/01/22
69361	UBS AG	HSI R Bull CBBC Jan 2017 M	0.2500	17,950 per 10,000 units	18,150 per 10,000 units	2017/01/26	200,000,000	2016/01/22
69367	UBS AG	HSI R Bull CBBC Feb 2017 P	0.2500	17,500 per 12,000 units	17,750 per 12,000 units	2017/02/27	200,000,000	2016/01/22
69370	UBS AG	HSI R Bear CBBC Apr 2016 B	0.2500	19,800 per 10,000 units	19,600 per 10,000 units	2016/04/28	200,000,000	2016/01/22
69625	BNP Paribas Arbit Issu B.V.	HSCEI R Bull CBBC Nov 2016 M	0.2500	6,200 per 10,000 units	6,400 per 10,000 units	2016/11/29	100,000,000	2016/01/25
69626	BNP Paribas Arbit Issu B.V.	HSCEI R Bear CBBC May 2016 G	0.2500	8,800 per 10,000 units	8,600 per 10,000 units	2016/05/30	100,000,000	2016/01/25
69607	BNP Paribas Arbit Issu B.V.	HSI R Bull CBBC Nov 2016 G	0.3100	16,300 per 10,000 units	16,500 per 10,000 units	2016/11/29	250,000,000	2016/01/25

Newly listed callable bull/bear contracts (continued)

Code	Issuer	Name of issue	Issue prices (HK\$)	Strike price (HKD) / Strike level per 10 units	Call price (HKD) / Call level per 10 units	Expiry date	No. of issue (units)	Listing date
69590	BNP Paribas Arbit Issu B.V.	HSI R Bull CBBC Nov 2016 I	0.2500	19,100 per 10,000 units	19,300 per 10,000 units	2016/11/29	250,000,000	2016/01/25
69622	BNP Paribas Arbit Issu B.V.	HSI R Bull CBBC Nov 2016 L	0.2500	17,500 per 10,000 units	17,700 per 10,000 units	2016/11/29	250,000,000	2016/01/25
69591	BNP Paribas Arbit Issu B.V.	HSI R Bull CBBC Nov 2016 Q	0.2500	19,300 per 10,000 units	19,500 per 10,000 units	2016/11/29	250,000,000	2016/01/25
69614	BNP Paribas Arbit Issu B.V.	HSI R Bull CBBC Dec 2016 J	0.2500	17,400 per 10,000 units	17,600 per 10,000 units	2016/12/29	250,000,000	2016/01/25
69609	BNP Paribas Arbit Issu B.V.	HSI R Bull CBBC Dec 2016 O	0.2800	16,600 per 10,000 units	16,800 per 10,000 units	2016/12/29	250,000,000	2016/01/25
69611	BNP Paribas Arbit Issu B.V.	HSI R Bull CBBC Dec 2016 Y	0.2500	17,200 per 10,000 units	17,400 per 10,000 units	2016/12/29	250,000,000	2016/01/25
69587	BNP Paribas Arbit Issu B.V.	HSI R Bull CBBC Dec 2016 Z	0.2500	19,000 per 10,000 units	19,200 per 10,000 units	2016/12/29	250,000,000	2016/01/25
69912	BNP Paribas Arbit Issu B.V.	HSI R Bear CBBC May 2016 C	0.2500	19,500 per 10,000 units	19,300 per 10,000 units	2016/05/30	200,000,000	2016/01/25
69606	BNP Paribas Arbit Issu B.V.	HSI R Bear CBBC May 2016 Z	0.2500	19,700 per 10,000 units	19,500 per 10,000 units	2016/05/30	200,000,000	2016/01/25
69605	BNP Paribas Arbit Issu B.V.	HSI R Bear CBBC Jun 2016 I	0.2500	19,600 per 10,000 units	19,400 per 10,000 units	2016/06/29	200,000,000	2016/01/25
69593	Credit Suisse AG	HSI R Bull CBBC Oct 2016 A	0.2500	19,000 per 10,000 units	19,200 per 10,000 units	2016/10/28	200,000,000	2016/01/25
69592	Credit Suisse AG	HSI R Bull CBBC Oct 2016 N	0.2500	19,250 per 10,000 units	19,450 per 10,000 units	2016/10/28	200,000,000	2016/01/25
69695	Credit Suisse AG	HSI R Bear CBBC May 2016 V	0.2500	19,438 per 10,000 units	19,238 per 10,000 units	2016/05/30	200,000,000	2016/01/25
69913	Goldman Sachs SP (Asia)	HSI R Bear CBBC Apr 2016 P	0.2520	20,200 per 10,000 units	20,000 per 10,000 units	2016/04/28	200,000,000	2016/01/25
69918	Goldman Sachs SP (Asia)	HSI R Bear CBBC Apr 2016 Q	0.2640	20,400 per 10,000 units	20,200 per 10,000 units	2016/04/28	200,000,000	2016/01/25
69920	Goldman Sachs SP (Asia)	HSI R Bear CBBC Apr 2016 R	0.2780	20,600 per 10,000 units	20,400 per 10,000 units	2016/04/28	200,000,000	2016/01/25
69939	Goldman Sachs SP (Asia)	HSI R Bear CBBC Apr 2016 S	0.2880	20,800 per 10,000 units	20,600 per 10,000 units	2016/04/28	200,000,000	2016/01/25
69969	Goldman Sachs SP (Asia)	HSI R Bear CBBC Apr 2016 T	0.2970	21,000 per 10,000 units	20,800 per 10,000 units	2016/04/28	200,000,000	2016/01/25
69576	HK Bank	AIA R Bear CBBC Nov 2016 A	0.4500	46.6600	46.0600	2016/11/28	40,000,000	2016/01/25
69534	HK Bank	AIA R Bear CBBC Dec 2016 C	0.2500	50.66 per 100 units	50.06 per 100 units	2016/12/19	40,000,000	2016/01/25
69552	HK Bank	CSOP A50 ETF R Bull CBBC Mar 2017 G	0.3600	7.3800	7.4800	2017/03/27	50,000,000	2016/01/25
69548	HK Bank	A50 R Bull CBBC Mar 2017 E	0.2500	6.9600	7.0600	2017/03/06	50,000,000	2016/01/25
69550	HK Bank	A50 R Bull CBBC Mar 2017 F	0.2600	6.4600	6.5600	2017/03/27	50,000,000	2016/01/25
69566	HK Bank	HKEX R Bear CBBC Nov 2017 A	0.2500	189.86 per 100 units	187.86 per 100 units	2017/11/28	40,000,000	2016/01/25
69565	HK Bank	HSCEI R Bear CBBC Nov 2016 C	0.2500	8,386 per 10,000 units	8,286 per 10,000 units	2016/11/29	50,000,000	2016/01/25
69556	HK Bank	HSI R Bull CBBC Feb 2017 B	0.2500	15,898 per 15,000 units	16,098 per 15,000 units	2017/02/27	150,000,000	2016/01/25
69564	HK Bank	HSI R Bull CBBC Feb 2017 C	0.2900	14,078 per 20,000 units	14,328 per 20,000 units	2017/02/27	400,000,000	2016/01/25
69563	HK Bank	HSI R Bear CBBC Sep 2016 M	0.2500	19,788 per 15,000 units	19,588 per 15,000 units	2016/09/29	150,000,000	2016/01/25
69986	J P Morgan SP BV	CC Bank R Bull CBBC Apr 2017 A	0.2500	3.9800	4.0800	2017/04/21	150,000,000	2016/01/25
69974	J P Morgan SP BV	HKEX R Bull CBBC Feb 2017 A	0.2500	156.88 per 100 units	159.88 per 100 units	2017/02/17	50,000,000	2016/01/25
69603	J P Morgan SP BV	HSI R Bull CBBC Dec 2016 V	0.2500	19,300 per 10,000 units	19,500 per 10,000 units	2016/12/29	200,000,000	2016/01/25
69604	J P Morgan SP BV	HSI R Bull CBBC Dec 2016 X	0.2500	19,100 per 10,000 units	19,300 per 10,000 units	2016/12/29	200,000,000	2016/01/25
69646	J P Morgan SP BV	HSI R Bull CBBC Feb 2017 H	0.2500	18,788 per 10,000 units	18,988 per 10,000 units	2017/02/27	150,000,000	2016/01/25
69647	J P Morgan SP BV	HSI R Bull CBBC Mar 2017 F	0.2500	18,388 per 10,000 units	18,588 per 10,000 units	2017/03/30	150,000,000	2016/01/25
69663	J P Morgan SP BV	HSI R Bull CBBC Apr 2017 D	0.2500	17,988 per 10,000 units	18,188 per 10,000 units	2017/04/27	150,000,000	2016/01/25
69674	J P Morgan SP BV	HSI R Bull CBBC May 2017 D	0.2500	17,500 per 10,000 units	17,700 per 10,000 units	2017/05/29	200,000,000	2016/01/25
69684	J P Morgan SP BV	HSI R Bull CBBC Jun 2017 D	0.2500	17,200 per 10,000 units	17,400 per 10,000 units	2017/06/29	200,000,000	2016/01/25
69685	J P Morgan SP BV	HSI R Bull CBBC Dec 2017 A	0.3500	16,000 per 10,000 units	16,200 per 10,000 units	2017/12/28	200,000,000	2016/01/25
69910	J P Morgan SP BV	HSI R Bear CBBC Jun 2016 J	0.2500	19,438 per 10,000 units	19,238 per 10,000 units	2016/06/29	200,000,000	2016/01/25
69631	J P Morgan SP BV	HSI R Bear CBBC Jul 2016 F	0.2500	19,700 per 10,000 units	19,500 per 10,000 units	2016/07/28	200,000,000	2016/01/25
69634	J P Morgan SP BV	HSI R Bear CBBC Jul 2016 G	0.2500	19,988 per 10,000 units	19,788 per 10,000 units	2016/07/28	150,000,000	2016/01/25
69638	J P Morgan SP BV	HSI R Bear CBBC Aug 2016 A	0.2500	20,688 per 10,000 units	20,488 per 10,000 units	2016/08/30	150,000,000	2016/01/25
69970	J P Morgan SP BV	Ping An R Bull CBBC Feb 2017 A	0.2500	28.08 per 100 units	28.88 per 100 units	2017/02/17	200,000,000	2016/01/25

Newly listed callable bull/bear contracts (continued)

Code	Issuer	Name of issue	Issue prices (HK\$)	Strike price (HKD) / Strike level per 10 units	Call price (HKD) / Call level per 10 units	Expiry date	No. of issue (units)	Listing date
69628	Macquarie Bank Ltd.	HSI R Bear CBBC Jul 2016 M	0.2500	19,950 per 15,000 units	19,750 per 15,000 units	2016/07/28	40,000,000	2016/01/25
69577	SGA Societe Generale Acceptance N.V.	HSI R Bull CBBC Oct16 M	0.2500	19,108 per 10,000 units	19,208 per 10,000 units	2016/10/28	200,000,000	2016/01/25
69586	SGA Societe Generale Acceptance N.V.	HSI R Bull CBBC Oct16 N	0.2500	19,408 per 10,000 units	19,508 per 10,000 units	2016/10/28	200,000,000	2016/01/25
69584	SGA Societe Generale Acceptance N.V.	HSI R Bull CBBC Dec16 M	0.2500	19,158 per 10,000 units	19,358 per 10,000 units	2016/12/29	200,000,000	2016/01/25
69686	SGA Societe Generale Acceptance N.V.	HSI R Bear CBBC Jun16 S	0.2500	19,438 per 10,000 units	19,338 per 10,000 units	2016/06/29	200,000,000	2016/01/25
69688	SGA Societe Generale Acceptance N.V.	HSI R Bear CBBC Jul16 I	0.2500	19,588 per 10,000 units	19,488 per 10,000 units	2016/07/28	200,000,000	2016/01/25
69712	UBS AG	HSI R Bull CBBC Nov 2016 H	0.2500	19,000 per 10,000 units	19,200 per 10,000 units	2016/11/29	200,000,000	2016/01/25
69708	UBS AG	HSI R Bull CBBC Nov 2016 N	0.2500	19,150 per 12,000 units	19,350 per 12,000 units	2016/11/29	200,000,000	2016/01/25
69707	UBS AG	HSI R Bull CBBC Dec 2016 W	0.2500	19,300 per 10,000 units	19,500 per 10,000 units	2016/12/29	200,000,000	2016/01/25
69715	UBS AG	HSI R Bull CBBC Jan 2017 N	0.2500	17,450 per 10,000 units	17,650 per 10,000 units	2017/01/26	200,000,000	2016/01/25
69717	UBS AG	HSI R Bull CBBC Jan 2017 O	0.2500	17,150 per 12,000 units	17,350 per 12,000 units	2017/01/26	200,000,000	2016/01/25
69720	UBS AG	HSI R Bull CBBC Mar 2017 D	0.2850	16,700 per 10,000 units	16,900 per 10,000 units	2017/03/30	200,000,000	2016/01/25
69724	UBS AG	HSI R Bull CBBC Mar 2017 E	0.2500	15,300 per 20,000 units	15,500 per 20,000 units	2017/03/30	200,000,000	2016/01/25
69723	UBS AG	HSI R Bull CBBC Apr 2017 A	0.3500	16,100 per 10,000 units	16,300 per 10,000 units	2017/04/27	200,000,000	2016/01/25
69728	UBS AG	HSI R Bear CBBC Apr 2016 C	0.2500	19,500 per 10,000 units	19,300 per 10,000 units	2016/04/28	200,000,000	2016/01/25
69732	UBS AG	HSI R Bear CBBC May 2016 P	0.2500	19,650 per 12,000 units	19,450 per 12,000 units	2016/05/30	200,000,000	2016/01/25
69790	UBS AG	HSI R Bear CBBC May 2016 Q	0.2500	19,900 per 10,000 units	19,700 per 10,000 units	2016/05/30	200,000,000	2016/01/25
60068	BNP Paribas Arbit Issu B.V.	HSI R Bull CBBC Dec 2016 S	0.2500	19,200 per 10,000 units	19,400 per 10,000 units	2016/12/29	250,000,000	2016/01/26
60059	Credit Suisse AG	HSI R Bull CBBC Sep 2016 N	0.2500	19,150 per 10,000 units	19,350 per 10,000 units	2016/09/29	200,000,000	2016/01/26
60060	Credit Suisse AG	HSI R Bull CBBC Sep 2016 U	0.2500	19,385 per 12,000 units	19,635 per 12,000 units	2016/09/29	200,000,000	2016/01/26
60037	Credit Suisse AG	HSI R Bull CBBC Oct 2016 D	0.2500	18,150 per 10,000 units	18,350 per 10,000 units	2016/10/28	200,000,000	2016/01/26
60034	Credit Suisse AG	HSI R Bull CBBC Dec 2016 M	0.2500	17,750 per 10,000 units	17,950 per 10,000 units	2016/12/29	200,000,000	2016/01/26
60031	Credit Suisse AG	HSI R Bull CBBC Jan 2017 D	0.2500	16,950 per 10,000 units	17,150 per 10,000 units	2017/01/26	200,000,000	2016/01/26
60035	Credit Suisse AG	HSI R Bull CBBC Jan 2017 E	0.2500	17,950 per 10,000 units	18,150 per 10,000 units	2017/01/26	200,000,000	2016/01/26
60039	Credit Suisse AG	HSI R Bear CBBC May 2016 W	0.2500	19,700 per 10,000 units	19,500 per 10,000 units	2016/05/30	200,000,000	2016/01/26
60042	Credit Suisse AG	HSI R Bear CBBC May 2016 X	0.2500	20,050 per 10,000 units	19,850 per 10,000 units	2016/05/30	200,000,000	2016/01/26
60038	Credit Suisse AG	HSI R Bear CBBC Jul 2016 C	0.2500	19,550 per 12,000 units	19,300 per 12,000 units	2016/07/28	200,000,000	2016/01/26
60007	Bank of East Asia	COVS R Bull CBBC Feb 2017 A	0.6000	16.0800	16.8800	2017/02/08	30,000,000	2016/01/26
60011	Bank of East Asia	CNOOC R Bull CBBC Feb 2017 A	0.2500	5.3830	5.8830	2017/02/03	40,000,000	2016/01/26
60013	Bank of East Asia	Sinopec Corp R Bull CBBC Mar 2017 A	0.2500	2.7000	3.0000	2017/03/08	80,000,000	2016/01/26
60012	Bank of East Asia	Galaxy Ent R Bull CBBC Feb 2017 A	0.5000	17.2700	18.2700	2017/02/27	25,000,000	2016/01/26
60000	HK Bank	ABC R Bull CBBC Dec 2016 C	0.2500	2.1800	2.2600	2016/12/30	50,000,000	2016/01/26
69994	HK Bank	BOCL R Bull CBBC Dec 2016 F	0.2500	2.0800	2.1600	2016/12/30	50,000,000	2016/01/26
60001	HK Bank	China Life R Bull CBBC Nov 2016 D	0.5100	15.3600	15.8600	2016/11/21	50,000,000	2016/01/26
60002	HK Bank	CNOOC R Bull CBBC Jan 2017 B	0.2500	4.7600	4.9600	2017/01/11	50,000,000	2016/01/26
60003	HK Bank	Sinopec Corp R Bull CBBC Jan 2017 B	0.2500	2.8100	2.9600	2017/01/11	50,000,000	2016/01/26
60004	HK Bank	HSI R Bear CBBC Aug 2016 Q	0.2500	19,488 per 15,000 units	19,288 per 15,000 units	2016/08/30	150,000,000	2016/01/26
60093	J P Morgan SP BV	AIA R Bull CBBC Jan 2017 A	0.2500	38.08 per 100 units	38.88 per 100 units	2017/01/20	150,000,000	2016/01/26
60087	J P Morgan SP BV	CAM CSI300 R Bull CBBC Jan 2017 A	0.2500	35.88 per 100 units	36.88 per 100 units	2017/01/20	150,000,000	2016/01/26
60111	J P Morgan SP BV	CSOP A50 ETF R Bull CBBC Apr 2017 C	0.2500	10.3800	10.5800	2017/04/21	60,000,000	2016/01/26
60112	J P Morgan SP BV	A50 China R Bull CBBC Feb 2017 B	0.2500	8.7800	8.9800	2017/02/17	80,000,000	2016/01/26
60069	J P Morgan SP BV	HSI R Bull CBBC Dec 2016 F	0.2500	19,428 per 10,000 units	19,628 per 10,000 units	2016/12/29	150,000,000	2016/01/26
60049	J P Morgan SP BV	HSI R Bull CBBC Dec 2016 Y	0.2500	19,000 per 10,000 units	19,200 per 10,000 units	2016/12/29	200,000,000	2016/01/26

Newly listed callable bull/bear contracts (continued)

Code	Issuer	Name of issue	Issue prices (HK\$)	Strike price (HKD) / Strike level per 10 units	Call price (HKD) / Call level per 10 units	Expiry date	No. of issue (units)	Listing date
60071	J P Morgan SP BV	HSI R Bull CBBC Jan 2017 K	0.2500	19,200 per 10,000 units	19,400 per 10,000 units	2017/01/26	200,000,000	2016/01/26
60072	J P Morgan SP BV	HSI R Bear CBBC Jun 2016 K	0.2500	20,188 per 10,000 units	19,988 per 10,000 units	2016/06/29	150,000,000	2016/01/26
60047	J P Morgan SP BV	HSI R Bear CBBC Jul 2016 H	0.2500	19,500 per 10,000 units	19,300 per 10,000 units	2016/07/28	200,000,000	2016/01/26
60053	J P Morgan SP BV	HSI R Bear CBBC Jul 2016 I	0.2500	19,800 per 10,000 units	19,600 per 10,000 units	2016/07/28	200,000,000	2016/01/26
60073	J P Morgan SP BV	HSI R Bear CBBC Jul 2016 J	0.2500	20,888 per 10,000 units	20,688 per 10,000 units	2016/07/28	150,000,000	2016/01/26
60075	J P Morgan SP BV	HSI R Bear CBBC Aug 2016 B	0.2500	21,188 per 10,000 units	20,988 per 10,000 units	2016/08/30	150,000,000	2016/01/26
60076	J P Morgan SP BV	Ping An R Bull CBBC Feb 2017 B	0.2500	34.08 per 100 units	34.88 per 100 units	2017/02/17	200,000,000	2016/01/26
60088	J P Morgan SP BV	Tencent R Bull CBBC Feb 2017 B	0.2500	133.88 per 100 units	135.88 per 100 units	2017/02/17	60,000,000	2016/01/26
60062	SGA Societe Generale Acceptance N.V.	HSI R Bull CBBC Sep16 W	0.2500	19,508 per 10,000 units	19,608 per 10,000 units	2016/09/29	200,000,000	2016/01/26
60061	SGA Societe Generale Acceptance N.V.	HSI R Bull CBBC Nov16 L	0.2500	19,308 per 10,000 units	19,408 per 10,000 units	2016/11/29	200,000,000	2016/01/26
60015	SGA Societe Generale Acceptance N.V.	HSI R Bull CBBC Dec16 N	0.2500	17,008 per 10,000 units	17,208 per 10,000 units	2016/12/29	200,000,000	2016/01/26
60021	SGA Societe Generale Acceptance N.V.	HSI R Bull CBBC Dec16 O	0.2500	17,208 per 10,000 units	17,408 per 10,000 units	2016/12/29	200,000,000	2016/01/26
60022	SGA Societe Generale Acceptance N.V.	HSI R Bear CBBC Jul16 J	0.2500	19,338 per 10,000 units	19,238 per 10,000 units	2016/07/28	200,000,000	2016/01/26
60024	SGA Societe Generale Acceptance N.V.	HSI R Bear CBBC Jul16 K	0.2500	19,488 per 10,000 units	19,388 per 10,000 units	2016/07/28	200,000,000	2016/01/26
60105	UBS AG	CSOP A50 ETF R Bull CBBC Oct 2016 B	0.2500	10.2000	10.5000	2016/10/17	50,000,000	2016/01/26
60102	UBS AG	HSBC R Bull CBBC Sep 2017 A	0.2500	45 per 100 units	47.50 per 100 units	2017/09/18	100,000,000	2016/01/26
60106	UBS AG	HSI R Bull CBBC Nov 2016 I	0.2500	19,250 per 10,000 units	19,450 per 10,000 units	2016/11/29	200,000,000	2016/01/26
60108	UBS AG	HSI R Bull CBBC Jan 2017 P	0.2500	19,100 per 10,000 units	19,300 per 10,000 units	2017/01/26	200,000,000	2016/01/26
60099	UBS AG	HSI R Bear CBBC Apr 2016 D	0.2500	19,500 per 12,000 units	19,250 per 12,000 units	2016/04/28	200,000,000	2016/01/26
60101	UBS AG	HSI R Bear CBBC May 2016 R	0.2500	19,600 per 10,000 units	19,400 per 10,000 units	2016/05/30	200,000,000	2016/01/26
60226	BNP Paribas Arbit Issu B.V.	CAM CSI300 R Bull CBBC Sep16 H	0.2500	32 per 100 units	33 per 100 units	2016/09/30	50,000,000	2016/01/27
60221	BNP Paribas Arbit Issu B.V.	HSCEI R Bull CBBC Nov 2016 N	0.2500	5,800 per 10,000 units	6,000 per 10,000 units	2016/11/29	100,000,000	2016/01/27
60222	BNP Paribas Arbit Issu B.V.	HSCEI R Bull CBBC Dec 2016 N	0.2500	6,400 per 10,000 units	6,600 per 10,000 units	2016/12/29	100,000,000	2016/01/27
60223	BNP Paribas Arbit Issu B.V.	HSCEI R Bear CBBC Jun 2016 C	0.2500	8,600 per 10,000 units	8,400 per 10,000 units	2016/06/29	100,000,000	2016/01/27
60210	BNP Paribas Arbit Issu B.V.	HSI R Bull CBBC Nov 2016 A	0.2500	17,100 per 10,000 units	17,300 per 10,000 units	2016/11/29	250,000,000	2016/01/27
60147	BNP Paribas Arbit Issu B.V.	HSI R Bull CBBC Nov 2016 P	0.2500	18,900 per 10,000 units	19,100 per 10,000 units	2016/11/29	250,000,000	2016/01/27
60208	BNP Paribas Arbit Issu B.V.	HSI R Bull CBBC Nov 2016 T	0.2500	16,700 per 10,000 units	16,900 per 10,000 units	2016/11/29	250,000,000	2016/01/27
60209	BNP Paribas Arbit Issu B.V.	HSI R Bull CBBC Nov 2016 Z	0.2500	16,900 per 10,000 units	17,100 per 10,000 units	2016/11/29	250,000,000	2016/01/27
60207	BNP Paribas Arbit Issu B.V.	HSI R Bull CBBC Dec 2016 A	0.3000	16,000 per 10,000 units	16,200 per 10,000 units	2016/12/29	250,000,000	2016/01/27
60144	BNP Paribas Arbit Issu B.V.	HSI R Bull CBBC Dec 2016 K	0.2500	18,800 per 10,000 units	19,000 per 10,000 units	2016/12/29	250,000,000	2016/01/27
60205	BNP Paribas Arbit Issu B.V.	HSI R Bull CBBC Dec 2016 U	0.3200	15,800 per 10,000 units	16,000 per 10,000 units	2016/12/29	250,000,000	2016/01/27
60213	BNP Paribas Arbit Issu B.V.	HSI R Bear CBBC May 2016 E	0.2500	19,100 per 10,000 units	18,900 per 10,000 units	2016/05/30	200,000,000	2016/01/27
60214	BNP Paribas Arbit Issu B.V.	HSI R Bear CBBC Jun 2016 J	0.2500	19,200 per 10,000 units	19,000 per 10,000 units	2016/06/29	200,000,000	2016/01/27
60216	BNP Paribas Arbit Issu B.V.	HSI R Bear CBBC Jun 2016 K	0.2500	19,400 per 10,000 units	19,200 per 10,000 units	2016/06/29	200,000,000	2016/01/27
60165	Credit Suisse AG	HSI R Bull CBBC Nov 2016 A	0.2500	19,050 per 10,000 units	19,250 per 10,000 units	2016/11/29	200,000,000	2016/01/27
60168	Credit Suisse AG	HSI R Bull CBBC Nov 2016 J	0.2500	18,800 per 10,000 units	19,000 per 10,000 units	2016/11/29	200,000,000	2016/01/27
60164	Credit Suisse AG	HSI R Bull CBBC Nov 2016 L	0.2500	19,300 per 10,000 units	19,500 per 10,000 units	2016/11/29	200,000,000	2016/01/27
60257	Credit Suisse AG	HSI R Bull CBBC Feb 2017 B	0.2500	17,350 per 10,000 units	17,550 per 10,000 units	2017/02/27	200,000,000	2016/01/27
60259	Credit Suisse AG	HSI R Bull CBBC Feb 2017 C	0.2600	16,450 per 10,000 units	16,650 per 10,000 units	2017/02/27	200,000,000	2016/01/27
60258	Credit Suisse AG	HSI R Bull CBBC Mar 2017 A	0.2500	16,750 per 10,000 units	16,950 per 10,000 units	2017/03/30	200,000,000	2016/01/27
60260	Credit Suisse AG	HSI R Bull CBBC Mar 2017 B	0.3100	16,050 per 10,000 units	16,250 per 10,000 units	2017/03/30	200,000,000	2016/01/27
60277	Credit Suisse AG	HSI R Bear CBBC Jun 2016 R	0.2500	19,600 per 10,000 units	19,400 per 10,000 units	2016/06/29	200,000,000	2016/01/27
60283	Credit Suisse AG	HSI R Bear CBBC Jun 2016 S	0.2500	19,128 per 12,000 units	18,888 per 12,000 units	2016/06/29	200,000,000	2016/01/27

Newly listed callable bull/bear contracts (continued)

Code	Issuer	Name of issue	Issue prices (HK\$)	Strike price (HKD) / Strike level per 10 units	Call price (HKD) / Call level per 10 units	Expiry date	No. of issue (units)	Listing date
60281	Credit Suisse AG	HSI R Bear CBBC Jul 2016 D	0.2500	19,360 per 12,000 units	19,150 per 12,000 units	2016/07/28	200,000,000	2016/01/27
60140	Bank of East Asia	BOCL R Bull CBBC Feb 2017 A	0.2500	2.3000	2.4800	2017/02/14	60,000,000	2016/01/27
60129	Bank of East Asia	CITIC R Bull CBBC Feb 2017 A	0.3500	8.0800	8.8800	2017/02/06	40,000,000	2016/01/27
60132	Bank of East Asia	China Life R Bull CBBC Feb 2017 A	0.5000	16.3000	16.8800	2017/02/10	30,000,000	2016/01/27
60134	Bank of East Asia	CM Bank R Bull CBBC Feb 2017 A	0.2500	13.4000	13.8800	2017/02/13	40,000,000	2016/01/27
60130	Bank of East Asia	HKEX R Bull CBBC Feb 2017 A	0.2500	155 per 100 units	158 per 100 units	2017/02/09	40,000,000	2016/01/27
60114	HK Bank	China Life R Bear CBBC Nov 2016 B	0.3800	24.3600	23.8600	2016/11/28	40,000,000	2016/01/27
60116	HK Bank	A50 R Bull CBBC Dec 2016 E	0.2500	8.8600	8.9600	2016/12/30	50,000,000	2016/01/27
60126	HK Bank	HSCEI R Bull CBBC Nov 2016 M	0.2500	8,096 per 10,000 units	8,196 per 10,000 units	2016/11/29	60,000,000	2016/01/27
60190	HK Bank	HSCEI R Bear CBBC Aug 2016 K	0.2500	8,186 per 10,000 units	8,086 per 10,000 units	2016/08/30	50,000,000	2016/01/27
60120	HK Bank	HSI R Bull CBBC Dec 2016 M	0.2500	19,198 per 15,000 units	19,398 per 15,000 units	2016/12/29	150,000,000	2016/01/27
60191	HK Bank	HSI R Bear CBBC Aug 2016 R	0.2500	19,188 per 15,000 units	18,988 per 15,000 units	2016/08/30	150,000,000	2016/01/27
60128	HK Bank	Ping An R Bull CBBC Oct 2016 K	0.2500	34.26 per 100 units	34.86 per 100 units	2016/10/31	50,000,000	2016/01/27
60113	HK Bank	TCH R Bull CBBC Dec 2016 C	0.2500	134.36 per 100 units	135.86 per 100 units	2016/12/12	50,000,000	2016/01/27
60365	J P Morgan SP BV	China Life R Bull CBBC Feb 2017 A	0.3500	16.3800	16.8800	2017/02/17	30,000,000	2016/01/27
60348	J P Morgan SP BV	HKEX R Bull CBBC Jun 2017 A	0.2500	152.88 per 100 units	155.88 per 100 units	2017/06/16	40,000,000	2016/01/27
60349	J P Morgan SP BV	HKEX R Bull CBBC Jul 2017 A	0.2500	147.88 per 100 units	150.88 per 100 units	2017/07/21	40,000,000	2016/01/27
60367	J P Morgan SP BV	HKEX R Bear CBBC Feb 2017 A	0.2600	192.88 per 100 units	188.88 per 100 units	2017/02/17	40,000,000	2016/01/27
60338	J P Morgan SP BV	HSCEI R Bull CBBC Jan 2017 D	0.2500	7,800 per 10,000 units	8,000 per 10,000 units	2017/01/26	100,000,000	2016/01/27
60339	J P Morgan SP BV	HSCEI R Bull CBBC Sep 2017 A	0.2500	6,300 per 10,000 units	6,500 per 10,000 units	2017/09/28	100,000,000	2016/01/27
60332	J P Morgan SP BV	HSI R Bull CBBC Aug 2016 E	0.2500	17,400 per 10,000 units	17,600 per 10,000 units	2016/08/30	200,000,000	2016/01/27
60334	J P Morgan SP BV	HSI R Bull CBBC Sep 2016 B	0.2500	17,100 per 10,000 units	17,300 per 10,000 units	2016/09/29	200,000,000	2016/01/27
60169	J P Morgan SP BV	HSI R Bull CBBC Oct 2016 R	0.2500	19,368 per 10,000 units	19,568 per 10,000 units	2016/10/28	150,000,000	2016/01/27
60335	J P Morgan SP BV	HSI R Bull CBBC Oct 2016 Z	0.2500	16,500 per 10,000 units	16,700 per 10,000 units	2016/10/28	200,000,000	2016/01/27
60170	J P Morgan SP BV	HSI R Bull CBBC Nov 2016 T	0.2500	19,128 per 10,000 units	19,328 per 10,000 units	2016/11/29	150,000,000	2016/01/27
60184	J P Morgan SP BV	HSI R Bull CBBC Dec 2016 H	0.2500	18,900 per 10,000 units	19,100 per 10,000 units	2016/12/29	200,000,000	2016/01/27
60189	J P Morgan SP BV	HSI R Bull CBBC Jan 2017 L	0.2500	18,700 per 10,000 units	18,900 per 10,000 units	2017/01/26	200,000,000	2016/01/27
60327	J P Morgan SP BV	HSI R Bull CBBC Feb 2017 I	0.2500	18,428 per 10,000 units	18,628 per 10,000 units	2017/02/27	150,000,000	2016/01/27
60328	J P Morgan SP BV	HSI R Bull CBBC Mar 2017 G	0.2500	18,128 per 10,000 units	18,328 per 10,000 units	2017/03/30	150,000,000	2016/01/27
60331	J P Morgan SP BV	HSI R Bull CBBC Apr 2017 E	0.2500	17,828 per 10,000 units	18,028 per 10,000 units	2017/04/27	150,000,000	2016/01/27
60336	J P Morgan SP BV	HSI R Bull CBBC Nov 2017 A	0.3000	16,200 per 10,000 units	16,400 per 10,000 units	2017/11/29	200,000,000	2016/01/27
60337	J P Morgan SP BV	HSI R Bull CBBC Dec 2017 B	0.4000	15,300 per 10,000 units	15,500 per 10,000 units	2017/12/28	200,000,000	2016/01/27
60320	J P Morgan SP BV	HSI R Bear CBBC Jun 2016 L	0.2500	19,088 per 10,000 units	18,888 per 10,000 units	2016/06/29	150,000,000	2016/01/27
60289	J P Morgan SP BV	HSI R Bear CBBC Jul 2016 K	0.2500	19,300 per 10,000 units	19,100 per 10,000 units	2016/07/28	200,000,000	2016/01/27
60324	J P Morgan SP BV	HSI R Bear CBBC Jul 2016 L	0.2500	19,888 per 10,000 units	19,688 per 10,000 units	2016/07/28	150,000,000	2016/01/27
60290	J P Morgan SP BV	HSI R Bear CBBC Aug 2016 C	0.2500	19,600 per 10,000 units	19,400 per 10,000 units	2016/08/30	200,000,000	2016/01/27
60355	J P Morgan SP BV	Tencent R Bear CBBC Feb 2017 B	0.2500	144.88 per 100 units	142.88 per 100 units	2017/02/17	50,000,000	2016/01/27
60300	Macquarie Bank Ltd.	HSI R Bull CBBC Oct 2016 A	0.2600	17,150 per 20,000 units	17,350 per 20,000 units	2016/10/28	40,000,000	2016/01/27
60302	Macquarie Bank Ltd.	HSI R Bull CBBC Oct 2016 B	0.2520	17,650 per 20,000 units	17,850 per 20,000 units	2016/10/28	40,000,000	2016/01/27
60309	Macquarie Bank Ltd.	HSI R Bull CBBC Nov 2016 A	0.2500	18,150 per 20,000 units	18,350 per 20,000 units	2016/11/29	40,000,000	2016/01/27
60311	Macquarie Bank Ltd.	HSI R Bear CBBC Jul 2016 N	0.2600	20,800 per 20,000 units	20,600 per 20,000 units	2016/07/28	40,000,000	2016/01/27
60315	Macquarie Bank Ltd.	HSI R Bear CBBC Jul 2016 O	0.2500	19,700 per 15,000 units	19,500 per 15,000 units	2016/07/28	40,000,000	2016/01/27
60317	Macquarie Bank Ltd.	HSI R Bear CBBC Aug 2016 A	0.2550	20,300 per 20,000 units	20,100 per 20,000 units	2016/08/30	40,000,000	2016/01/27

Newly listed callable bull/bear contracts (continued)

Code	Issuer	Name of issue	Issue prices (HK\$)	Strike price (HKD) / Strike level per 10 units	Call price (HKD) / Call level per 10 units	Expiry date	No. of issue (units)	Listing date
60312	Macquarie Bank Ltd.	HSI R Bear CBBC Sep 2016 A	0.2500	19,800 per 20,000 units	19,600 per 20,000 units	2016/09/29	40,000,000	2016/01/27
60158	SGA Societe Generale Acceptance N.V.	HSI R Bull CBBC Sep16 X	0.2500	19,208 per 10,000 units	19,308 per 10,000 units	2016/09/29	200,000,000	2016/01/27
60163	SGA Societe Generale Acceptance N.V.	HSI R Bull CBBC Sep16 Z	0.2500	19,258 per 10,000 units	19,458 per 10,000 units	2016/09/29	200,000,000	2016/01/27
60199	SGA Societe Generale Acceptance N.V.	HSI R Bull CBBC Oct16 O	0.2500	18,658 per 10,000 units	18,858 per 10,000 units	2016/10/28	200,000,000	2016/01/27
60152	SGA Societe Generale Acceptance N.V.	HSI R Bull CBBC Nov16 M	0.2500	19,008 per 10,000 units	19,108 per 10,000 units	2016/11/29	200,000,000	2016/01/27
60148	SGA Societe Generale Acceptance N.V.	HSI R Bull CBBC Dec16 P	0.3000	16,808 per 10,000 units	17,008 per 10,000 units	2016/12/29	200,000,000	2016/01/27
60192	SGA Societe Generale Acceptance N.V.	HSI R Bull CBBC Dec16 Q	0.3100	16,008 per 10,000 units	16,208 per 10,000 units	2016/12/29	200,000,000	2016/01/27
60193	SGA Societe Generale Acceptance N.V.	HSI R Bull CBBC Dec16 R	0.2900	16,208 per 10,000 units	16,408 per 10,000 units	2016/12/29	200,000,000	2016/01/27
60196	SGA Societe Generale Acceptance N.V.	HSI R Bull CBBC Dec16 S	0.2700	16,408 per 10,000 units	16,608 per 10,000 units	2016/12/29	200,000,000	2016/01/27
60197	SGA Societe Generale Acceptance N.V.	HSI R Bull CBBC Dec16 T	0.2500	16,608 per 10,000 units	16,808 per 10,000 units	2016/12/29	200,000,000	2016/01/27
60200	SGA Societe Generale Acceptance N.V.	HSI R Bear CBBC Jul16 L	0.2500	19,038 per 10,000 units	18,938 per 10,000 units	2016/07/28	200,000,000	2016/01/27
60201	SGA Societe Generale Acceptance N.V.	HSI R Bear CBBC Jul16 M	0.2500	19,188 per 10,000 units	19,088 per 10,000 units	2016/07/28	200,000,000	2016/01/27
60227	UBS AG	HSCEI R Bull CBBC Feb 2017 B	0.2500	6,300 per 10,000 units	6,500 per 10,000 units	2017/02/27	200,000,000	2016/01/27
60233	UBS AG	HSCEI R Bear CBBC Apr 2016 D	0.2500	8,700 per 10,000 units	8,500 per 10,000 units	2016/04/28	100,000,000	2016/01/27
60234	UBS AG	HSI R Bull CBBC Dec 2016 E	0.2500	19,435 per 10,000 units	19,635 per 10,000 units	2016/12/29	200,000,000	2016/01/27
60237	UBS AG	HSI R Bull CBBC Jan 2017 Q	0.2500	19,000 per 12,000 units	19,250 per 12,000 units	2017/01/26	200,000,000	2016/01/27
60240	UBS AG	HSI R Bull CBBC Jan 2017 R	0.2500	18,900 per 10,000 units	19,100 per 10,000 units	2017/01/26	200,000,000	2016/01/27
60242	UBS AG	HSI R Bull CBBC Jan 2017 S	0.2500	18,750 per 10,000 units	18,950 per 10,000 units	2017/01/26	200,000,000	2016/01/27
60235	UBS AG	HSI R Bull CBBC Feb 2017 Q	0.2500	19,200 per 10,000 units	19,400 per 10,000 units	2017/02/27	200,000,000	2016/01/27
60243	UBS AG	HSI R Bull CBBC Feb 2017 R	0.2500	17,350 per 12,000 units	17,550 per 12,000 units	2017/02/27	200,000,000	2016/01/27
60245	UBS AG	HSI R Bull CBBC Feb 2017 S	0.2500	17,000 per 12,000 units	17,250 per 12,000 units	2017/02/27	200,000,000	2016/01/27
60248	UBS AG	HSI R Bull CBBC Mar 2017 F	0.2500	16,900 per 10,000 units	17,100 per 10,000 units	2017/03/30	200,000,000	2016/01/27
60249	UBS AG	HSI R Bull CBBC Apr 2017 B	0.2500	16,500 per 10,000 units	16,700 per 10,000 units	2017/04/27	200,000,000	2016/01/27
60250	UBS AG	HSI R Bull CBBC Jun 2017 B	0.4600	14,300 per 10,000 units	14,500 per 10,000 units	2017/06/29	200,000,000	2016/01/27
60251	UBS AG	HSI R Bull CBBC Jul 2017 A	0.2650	13,638 per 20,000 units	13,888 per 20,000 units	2017/07/28	200,000,000	2016/01/27
60252	UBS AG	HSI R Bear CBBC May 2016 S	0.2500	19,100 per 10,000 units	18,900 per 10,000 units	2016/05/30	200,000,000	2016/01/27
60254	UBS AG	HSI R Bear CBBC May 2016 T	0.2500	19,250 per 12,000 units	19,050 per 12,000 units	2016/05/30	200,000,000	2016/01/27
60255	UBS AG	HSI R Bear CBBC May 2016 U	0.2500	19,400 per 10,000 units	19,200 per 10,000 units	2016/05/30	200,000,000	2016/01/27
60256	UBS AG	HSI R Bear CBBC May 2016 V	0.2500	19,700 per 10,000 units	19,500 per 10,000 units	2016/05/30	200,000,000	2016/01/27
60613	BNP Paribas Arbit Issu B.V.	HSCEI R Bull CBBC Nov 2016 O	0.2500	5,400 per 10,000 units	5,600 per 10,000 units	2016/11/29	100,000,000	2016/01/28
60614	BNP Paribas Arbit Issu B.V.	HSCEI R Bear CBBC May 2016 H	0.2500	8,400 per 10,000 units	8,200 per 10,000 units	2016/05/30	100,000,000	2016/01/28
60451	BNP Paribas Arbit Issu B.V.	HSI R Bull CBBC Nov 2016 F	0.2500	18,700 per 10,000 units	18,900 per 10,000 units	2016/11/29	250,000,000	2016/01/28
60450	BNP Paribas Arbit Issu B.V.	HSI R Bull CBBC Nov 2016 H	0.2500	18,500 per 10,000 units	18,700 per 10,000 units	2016/11/29	250,000,000	2016/01/28
60586	BNP Paribas Arbit Issu B.V.	HSI R Bull CBBC Nov 2016 N	0.3300	15,300 per 10,000 units	15,500 per 10,000 units	2016/11/29	250,000,000	2016/01/28
60594	BNP Paribas Arbit Issu B.V.	HSI R Bull CBBC Nov 2016 V	0.2500	16,500 per 10,000 units	16,700 per 10,000 units	2016/11/29	250,000,000	2016/01/28
60449	BNP Paribas Arbit Issu B.V.	HSI R Bull CBBC Dec 2016 C	0.2500	18,400 per 10,000 units	18,600 per 10,000 units	2016/12/29	250,000,000	2016/01/28
60590	BNP Paribas Arbit Issu B.V.	HSI R Bull CBBC Dec 2016 G	0.3000	15,600 per 10,000 units	15,800 per 10,000 units	2016/12/29	250,000,000	2016/01/28
60592	BNP Paribas Arbit Issu B.V.	HSI R Bull CBBC Dec 2016 T	0.2500	16,200 per 10,000 units	16,400 per 10,000 units	2016/12/29	250,000,000	2016/01/28
60593	BNP Paribas Arbit Issu B.V.	HSI R Bull CBBC Dec 2016 V	0.2500	16,400 per 10,000 units	16,600 per 10,000 units	2016/12/29	250,000,000	2016/01/28
60611	BNP Paribas Arbit Issu B.V.	HSI R Bear CBBC May 2016 D	0.2500	19,300 per 10,000 units	19,100 per 10,000 units	2016/05/30	200,000,000	2016/01/28
60600	BNP Paribas Arbit Issu B.V.	HSI R Bear CBBC Jun 2016 L	0.2500	18,800 per 10,000 units	18,600 per 10,000 units	2016/06/29	200,000,000	2016/01/28
60604	BNP Paribas Arbit Issu B.V.	HSI R Bear CBBC Jun 2016 M	0.2500	19,000 per 10,000 units	18,800 per 10,000 units	2016/06/29	200,000,000	2016/01/28
60506	Credit Suisse AG	HSCEI R Bear CBBC May 2016 C	0.2500	8,800 per 10,000 units	8,600 per 10,000 units	2016/05/30	100,000,000	2016/01/28

Newly listed callable bull/bear contracts (continued)

Code	Issuer	Name of issue	Issue prices (HK\$)	Strike price (HKD) / Strike level per 10 units	Call price (HKD) / Call level per 10 units	Expiry date	No. of issue (units)	Listing date
60509	Credit Suisse AG	HSI R Bull CBBC Oct 2016 U	0.2500	18,400 per 10,000 units	18,600 per 10,000 units	2016/10/28	200,000,000	2016/01/28
60511	Credit Suisse AG	HSI R Bull CBBC Oct 2016 V	0.2500	18,700 per 10,000 units	18,900 per 10,000 units	2016/10/28	200,000,000	2016/01/28
60515	Credit Suisse AG	HSI R Bull CBBC Dec 2016 N	0.2500	17,050 per 10,000 units	17,350 per 10,000 units	2016/12/29	200,000,000	2016/01/28
60513	Credit Suisse AG	HSI R Bull CBBC Feb 2017 D	0.3200	15,900 per 10,000 units	16,100 per 10,000 units	2017/02/27	200,000,000	2016/01/28
60508	Credit Suisse AG	HSI R Bear CBBC May 2016 Y	0.2500	19,550 per 10,000 units	19,350 per 10,000 units	2016/05/30	200,000,000	2016/01/28
60574	Credit Suisse AG	HSI R Bear CBBC Jun 2016 T	0.2500	19,200 per 10,000 units	19,000 per 10,000 units	2016/06/29	200,000,000	2016/01/28
60575	Credit Suisse AG	HSI R Bear CBBC Jun 2016 U	0.2500	18,950 per 10,000 units	18,750 per 10,000 units	2016/06/29	200,000,000	2016/01/28
60581	Credit Suisse AG	HSI R Bear CBBC Jul 2016 E	0.2500	18,793 per 12,000 units	18,543 per 12,000 units	2016/07/28	200,000,000	2016/01/28
60661	Goldman Sachs SP (Asia)	HSI R Bull CBBC Sep 2016 V	0.2870	16,800 per 10,000 units	17,000 per 10,000 units	2016/09/29	200,000,000	2016/01/28
60674	Goldman Sachs SP (Asia)	HSI R Bull CBBC Sep 2016 W	0.2800	17,000 per 10,000 units	17,200 per 10,000 units	2016/09/29	200,000,000	2016/01/28
60675	Goldman Sachs SP (Asia)	HSI R Bull CBBC Sep 2016 X	0.2720	17,200 per 10,000 units	17,400 per 10,000 units	2016/09/29	200,000,000	2016/01/28
60679	Goldman Sachs SP (Asia)	HSI R Bull CBBC Sep 2016 Y	0.2610	17,400 per 10,000 units	17,600 per 10,000 units	2016/09/29	200,000,000	2016/01/28
60692	Goldman Sachs SP (Asia)	HSI R Bull CBBC Sep 2016 Z	0.2560	17,600 per 10,000 units	17,800 per 10,000 units	2016/09/29	200,000,000	2016/01/28
60395	HK Bank	ABC R Bull CBBC Aug 2017 A	0.2500	1.8800	1.9600	2017/08/07	50,000,000	2016/01/28
60399	HK Bank	AIA R Bull CBBC Jun 2017 A	1.2500	28.4600	29.0600	2017/06/30	40,000,000	2016/01/28
60390	HK Bank	CC Bank R Bull CBBC Dec 2017 A	0.2500	3.2800	3.3600	2017/12/12	50,000,000	2016/01/28
60377	HK Bank	CC Bank R Bear CBBC Apr 2017 A	0.2500	5.2400	5.1600	2017/04/28	40,000,000	2016/01/28
60368	HK Bank	CKH R Bull CBBC Jun 2017 A	0.2500	70.16 per 100 units	71.66 per 100 units	2017/06/26	40,000,000	2016/01/28
60369	HK Bank	CKH R Bear CBBC Jun 2017 A	0.2500	113.36 per 100 units	111.86 per 100 units	2017/06/26	40,000,000	2016/01/28
60411	HK Bank	CM Bank R Bull CBBC Jan 2017 A	0.3500	11.2600	11.6600	2017/01/16	40,000,000	2016/01/28
60378	HK Bank	Galaxy Ent R Bull CBBC Jun 2017 A	0.2500	13.06 per 100 units	13.86 per 100 units	2017/06/26	40,000,000	2016/01/28
60412	HK Bank	HS H-SH ETF R Bull CBBC Jul 2017 A	0.2500	63.26 per 100 units	64.26 per 100 units	2017/07/31	50,000,000	2016/01/28
60391	HK Bank	HSI R Bull CBBC Nov 2016 O	0.2500	17,498 per 15,000 units	17,698 per 15,000 units	2016/11/29	150,000,000	2016/01/28
60393	HK Bank	HSI R Bull CBBC Nov 2016 P	0.2500	17,298 per 15,000 units	17,498 per 15,000 units	2016/11/29	150,000,000	2016/01/28
60398	HK Bank	HSI R Bull CBBC Dec 2016 N	0.2500	16,998 per 15,000 units	17,198 per 15,000 units	2016/12/29	150,000,000	2016/01/28
60424	HK Bank	HSI R Bull CBBC Dec 2016 O	0.2500	16,498 per 15,000 units	16,698 per 15,000 units	2016/12/29	150,000,000	2016/01/28
60428	HK Bank	HSI R Bull CBBC Mar 2017 A	0.3100	14,628 per 15,000 units	14,828 per 15,000 units	2017/03/30	150,000,000	2016/01/28
60401	HK Bank	ICBC R Bull CBBC Jul 2017 A	0.2500	2.8600	2.9600	2017/07/31	50,000,000	2016/01/28
60405	HK Bank	ICBC R Bear CBBC Apr 2017 A	0.2500	4.5600	4.4600	2017/04/28	40,000,000	2016/01/28
60410	HK Bank	Ping An R Bear CBBC Dec 2016 A	0.2500	39.26 per 100 units	38.66 per 100 units	2016/12/30	40,000,000	2016/01/28
60381	HK Bank	Sands China R Bull CBBC Jul 2017 A	0.2500	14.36 per 100 units	15.16 per 100 units	2017/07/31	40,000,000	2016/01/28
60373	HK Bank	SHK Ppt R Bull CBBC Jun 2017 A	0.2500	62.56 per 100 units	64.06 per 100 units	2017/06/26	40,000,000	2016/01/28
60376	HK Bank	SHK Ppt R Bear CBBC Jun 2017 A	0.2500	104.66 per 100 units	103.16 per 100 units	2017/06/26	40,000,000	2016/01/28
60388	HK Bank	TCH R Bull CBBC Jun 2017 A	0.3900	99.36 per 100 units	100.86 per 100 units	2017/06/26	50,000,000	2016/01/28
60619	J P Morgan SP BV	ABC R Bull CBBC Aug 2017 A	0.2500	2.2000	2.2800	2017/08/18	150,000,000	2016/01/28
60625	J P Morgan SP BV	CNOOC R Bull CBBC Feb 2017 A	0.2500	5.6800	5.8800	2017/02/17	68,000,000	2016/01/28
60622	J P Morgan SP BV	Sinopec Corp R Bull CBBC Feb 2017 A	0.2500	3.4600	3.5800	2017/02/17	100,000,000	2016/01/28
60615	J P Morgan SP BV	HKEX R Bull CBBC Sep 2017 A	0.2500	143.88 per 100 units	146.88 per 100 units	2017/09/15	40,000,000	2016/01/28
60616	J P Morgan SP BV	HKEX R Bear CBBC Jan 2017 A	0.2500	182.88 per 100 units	178.88 per 100 units	2017/01/20	40,000,000	2016/01/28
60655	J P Morgan SP BV	HSCEI R Bull CBBC Dec 2017 A	0.2500	5,800 per 10,000 units	6,000 per 10,000 units	2017/12/28	100,000,000	2016/01/28
60652	J P Morgan SP BV	HSCEI R Bear CBBC May 2016 D	0.2500	8,400 per 10,000 units	8,200 per 10,000 units	2016/05/30	100,000,000	2016/01/28
60530	J P Morgan SP BV	HSI R Bull CBBC Jan 2017 O	0.2500	18,600 per 10,000 units	18,800 per 10,000 units	2017/01/26	200,000,000	2016/01/28
60626	J P Morgan SP BV	HSI R Bull CBBC Mar 2017 H	0.2500	17,768 per 10,000 units	17,968 per 10,000 units	2017/03/30	150,000,000	2016/01/28

Newly listed callable bull/bear contracts (continued)

Code	Issuer	Name of issue	Issue prices (HK\$)	Strike price (HKD) / Strike level per 10 units	Call price (HKD) / Call level per 10 units	Expiry date	No. of issue (units)	Listing date
60531	J P Morgan SP BV	HSI R Bull CBBC Apr 2017 F	0.2500	18,400 per 10,000 units	18,600 per 10,000 units	2017/04/27	200,000,000	2016/01/28
60627	J P Morgan SP BV	HSI R Bull CBBC Apr 2017 G	0.2500	17,468 per 10,000 units	17,668 per 10,000 units	2017/04/27	150,000,000	2016/01/28
60629	J P Morgan SP BV	HSI R Bull CBBC Jul 2017 C	0.2500	16,900 per 10,000 units	17,100 per 10,000 units	2017/07/28	200,000,000	2016/01/28
60630	J P Morgan SP BV	HSI R Bull CBBC Sep 2017 B	0.2500	16,700 per 10,000 units	16,900 per 10,000 units	2017/09/28	200,000,000	2016/01/28
60632	J P Morgan SP BV	HSI R Bull CBBC Nov 2017 B	0.2500	16,400 per 10,000 units	16,600 per 10,000 units	2017/11/29	200,000,000	2016/01/28
60635	J P Morgan SP BV	HSI R Bull CBBC Dec 2017 C	0.2500	16,100 per 10,000 units	16,300 per 10,000 units	2017/12/28	200,000,000	2016/01/28
60527	J P Morgan SP BV	HSI R Bear CBBC Jun 2016 M	0.2500	19,200 per 10,000 units	19,000 per 10,000 units	2016/06/29	200,000,000	2016/01/28
60636	J P Morgan SP BV	HSI R Bear CBBC Jun 2016 N	0.2500	18,743 per 10,000 units	18,543 per 10,000 units	2016/06/29	200,000,000	2016/01/28
60645	J P Morgan SP BV	HSI R Bear CBBC Jul 2016 M	0.2500	19,000 per 10,000 units	18,800 per 10,000 units	2016/07/28	200,000,000	2016/01/28
60651	J P Morgan SP BV	HSI R Bear CBBC Aug 2016 D	0.2500	19,400 per 10,000 units	19,200 per 10,000 units	2016/08/30	200,000,000	2016/01/28
60656	Macquarie Bank Ltd.	HSI R Bear CBBC Aug 2016 B	0.2500	19,450 per 15,000 units	19,250 per 15,000 units	2016/08/30	40,000,000	2016/01/28
60456	SGA Societe Generale Acceptance N.V.	HSI R Bull CBBC Nov16 N	0.3000	16,208 per 10,000 units	16,308 per 10,000 units	2016/11/29	200,000,000	2016/01/28
60464	SGA Societe Generale Acceptance N.V.	HSI R Bull CBBC Nov16 O	0.2800	16,308 per 10,000 units	16,508 per 10,000 units	2016/11/29	200,000,000	2016/01/28
60475	SGA Societe Generale Acceptance N.V.	HSI R Bull CBBC Nov16 P	0.2600	16,508 per 10,000 units	16,708 per 10,000 units	2016/11/29	200,000,000	2016/01/28
60481	SGA Societe Generale Acceptance N.V.	HSI R Bull CBBC Nov16 Q	0.2500	16,708 per 10,000 units	16,908 per 10,000 units	2016/11/29	200,000,000	2016/01/28
60483	SGA Societe Generale Acceptance N.V.	HSI R Bull CBBC Nov16 R	0.2500	17,458 per 10,000 units	17,658 per 10,000 units	2016/11/29	200,000,000	2016/01/28
60487	SGA Societe Generale Acceptance N.V.	HSI R Bull CBBC Nov16 S	0.2500	17,658 per 10,000 units	17,858 per 10,000 units	2016/11/29	200,000,000	2016/01/28
60490	SGA Societe Generale Acceptance N.V.	HSI R Bull CBBC Nov16 T	0.2500	18,608 per 10,000 units	18,708 per 10,000 units	2016/11/29	200,000,000	2016/01/28
60491	SGA Societe Generale Acceptance N.V.	HSI R Bull CBBC Nov16 U	0.2500	18,808 per 10,000 units	18,908 per 10,000 units	2016/11/29	200,000,000	2016/01/28
60429	SGA Societe Generale Acceptance N.V.	HSI R Bear CBBC Apr16 A	0.2500	18,988 per 10,000 units	18,888 per 10,000 units	2016/04/28	200,000,000	2016/01/28
60431	SGA Societe Generale Acceptance N.V.	HSI R Bear CBBC Apr16 B	0.2500	19,138 per 10,000 units	19,038 per 10,000 units	2016/04/28	200,000,000	2016/01/28
60436	SGA Societe Generale Acceptance N.V.	HSI R Bear CBBC Apr16 C	0.2500	19,388 per 10,000 units	19,288 per 10,000 units	2016/04/28	200,000,000	2016/01/28
60447	SGA Societe Generale Acceptance N.V.	HSI R Bear CBBC Apr16 R	0.2500	19,688 per 10,000 units	19,588 per 10,000 units	2016/04/28	200,000,000	2016/01/28
60448	SGA Societe Generale Acceptance N.V.	HSI R Bear CBBC Aug16 A	0.2500	21,500 per 20,000 units	21,400 per 20,000 units	2016/08/30	400,000,000	2016/01/28
60532	UBS AG	HKEX R Bull CBBC Oct 2016 E	0.3450	134 per 100 units	140 per 100 units	2016/10/24	100,000,000	2016/01/28
60551	UBS AG	HSBC R Bull CBBC Nov 2017 A	0.2500	42.50 per 100 units	45 per 100 units	2017/11/20	100,000,000	2016/01/28
60542	UBS AG	HSI R Bull CBBC Dec 2016 F	0.2500	18,700 per 10,000 units	18,900 per 10,000 units	2016/12/29	200,000,000	2016/01/28
60545	UBS AG	HSI R Bull CBBC Dec 2016 I	0.2500	18,400 per 10,000 units	18,600 per 10,000 units	2016/12/29	200,000,000	2016/01/28
60544	UBS AG	HSI R Bull CBBC Jan 2017 T	0.2500	18,500 per 12,000 units	18,750 per 12,000 units	2017/01/26	200,000,000	2016/01/28
60538	UBS AG	HSI R Bull CBBC Mar 2017 G	0.2500	17,250 per 10,000 units	17,450 per 10,000 units	2017/03/30	200,000,000	2016/01/28
60541	UBS AG	HSI R Bull CBBC Mar 2017 H	0.2700	16,200 per 10,000 units	16,400 per 10,000 units	2017/03/30	200,000,000	2016/01/28
60548	UBS AG	HSI R Bull CBBC Mar 2017 I	0.3100	15,900 per 10,000 units	16,100 per 10,000 units	2017/03/30	200,000,000	2016/01/28
60550	UBS AG	HSI R Bull CBBC Jun 2017 C	0.3700	15,300 per 10,000 units	15,500 per 10,000 units	2017/06/29	200,000,000	2016/01/28
60536	UBS AG	HSI R Bear CBBC May 2016 W	0.2500	19,200 per 10,000 units	19,000 per 10,000 units	2016/05/30	200,000,000	2016/01/28
60567	UBS AG	HSI R Bear CBBC May 2016 X	0.2500	18,800 per 10,000 units	18,600 per 10,000 units	2016/05/30	200,000,000	2016/01/28
60568	UBS AG	HSI R Bear CBBC May 2016 Y	0.2500	19,000 per 10,000 units	18,800 per 10,000 units	2016/05/30	200,000,000	2016/01/28
60826	Credit Suisse AG	HKEX R Bull CBBC Sep 2016 B	0.2600	135.80 per 100 units	140.80 per 100 units	2016/09/30	100,000,000	2016/01/29
60828	Credit Suisse AG	HKEX R Bear CBBC Jul 2016 A	0.2500	183.80 per 100 units	178.80 per 100 units	2016/07/29	90,000,000	2016/01/29
60829	Credit Suisse AG	HSI R Bull CBBC Dec 2016 O	0.2500	18,880 per 10,000 units	19,080 per 10,000 units	2016/12/29	200,000,000	2016/01/29
60831	Credit Suisse AG	HSI R Bull CBBC Dec 2016 P	0.2500	18,600 per 10,000 units	18,800 per 10,000 units	2016/12/29	200,000,000	2016/01/29
60832	Credit Suisse AG	HSI R Bull CBBC Dec 2016 Q	0.2500	18,350 per 10,000 units	18,550 per 10,000 units	2016/12/29	200,000,000	2016/01/29
60794	Credit Suisse AG	HSI R Bear CBBC May 2016 Z	0.2500	18,850 per 10,000 units	18,650 per 10,000 units	2016/05/30	200,000,000	2016/01/29
60803	Credit Suisse AG	HSI R Bear CBBC Jun 2016 V	0.2500	19,250 per 10,000 units	19,050 per 10,000 units	2016/06/29	200,000,000	2016/01/29

Newly listed callable bull/bear contracts (continued)

Code	Issuer	Name of issue	Issue prices (HK\$)	Strike price (HKD) / Strike level per 10 units	Call price (HKD) / Call level per 10 units	Expiry date	No. of issue (units)	Listing date
60737	HK Bank	CITIC Sec R Bull CBBC Sep 2017 A	0.4700	9.3600	10.3600	2017/09/04	40,000,000	2016/01/29
60766	HK Bank	CNOOC R Bear CBBC Jul 2017 A	0.2500	7.5600	7.3600	2017/07/31	40,000,000	2016/01/29
60764	HK Bank	HKEX R Bear CBBC Jun 2017 A	0.2500	179.86 per 100 units	177.86 per 100 units	2017/06/26	40,000,000	2016/01/29
60726	HK Bank	HSCEI R Bull CBBC Nov 2016 N	0.2500	5,996 per 10,000 units	6,096 per 10,000 units	2016/11/29	60,000,000	2016/01/29
60727	HK Bank	HSCEI R Bull CBBC Dec 2016 H	0.2500	5,396 per 10,000 units	5,496 per 10,000 units	2016/12/29	60,000,000	2016/01/29
60706	HK Bank	HSI R Bull CBBC Sep 2016 E	0.2500	16,298 per 15,000 units	16,498 per 15,000 units	2016/09/29	150,000,000	2016/01/29
60707	HK Bank	HSI R Bull CBBC Oct 2016 U	0.2500	15,998 per 15,000 units	16,198 per 15,000 units	2016/10/28	150,000,000	2016/01/29
60713	HK Bank	HSI R Bull CBBC Nov 2016 Q	0.2500	15,398 per 15,000 units	15,598 per 15,000 units	2016/11/29	150,000,000	2016/01/29
60720	HK Bank	HSI R Bull CBBC Dec 2016 P	0.2500	14,898 per 15,000 units	15,098 per 15,000 units	2016/12/29	150,000,000	2016/01/29
60705	HK Bank	HSI R Bear CBBC Sep 2016 N	0.2500	18,788 per 15,000 units	18,588 per 15,000 units	2016/09/29	150,000,000	2016/01/29
60763	HK Bank	Haitong Sec R Bull CBBC Aug 2017 A	0.3600	7.1600	7.6600	2017/08/31	40,000,000	2016/01/29
60733	HK Bank	PetCh R Bear CBBC Jul 2017 A	0.2500	5.1600	4.9600	2017/07/31	40,000,000	2016/01/29
60729	HK Bank	TCH R Bull CBBC Nov 2016 G	0.2500	110.36 per 100 units	111.86 per 100 units	2016/11/28	50,000,000	2016/01/29
60701	HK Bank	TCH R Bull CBBC Dec 2016 D	0.3100	104.36 per 100 units	105.86 per 100 units	2016/12/05	50,000,000	2016/01/29
60704	HK Bank	TCH R Bear CBBC Nov 2016 C	0.2500	141.36 per 100 units	139.86 per 100 units	2016/11/14	40,000,000	2016/01/29
60908	J P Morgan SP BV	CKH R Bull CBBC Jun 2017 A	0.2500	84.88 per 100 units	88.88 per 100 units	2017/06/16	40,000,000	2016/01/29
60914	J P Morgan SP BV	CKH R Bull CBBC Jul 2017 A	0.2500	80.88 per 100 units	82.88 per 100 units	2017/07/21	40,000,000	2016/01/29
60916	J P Morgan SP BV	China Life R Bull CBBC Mar 2017 A	0.2500	17.3800	17.8800	2017/03/17	40,000,000	2016/01/29
60894	J P Morgan SP BV	HKEX R Bull CBBC Jan 2017 B	0.2500	160.88 per 100 units	163.88 per 100 units	2017/01/20	40,000,000	2016/01/29
60897	J P Morgan SP BV	HKEX R Bull CBBC Oct 2017 A	0.3000	139.88 per 100 units	142.88 per 100 units	2017/10/20	40,000,000	2016/01/29
60899	J P Morgan SP BV	HSBC R Bull CBBC Nov 2017 A	0.2500	43.38 per 100 units	44.88 per 100 units	2017/11/17	100,000,000	2016/01/29
60859	J P Morgan SP BV	HSI R Bull CBBC Feb 2017 J	0.2500	18,800 per 10,000 units	19,000 per 10,000 units	2017/02/27	200,000,000	2016/01/29
60865	J P Morgan SP BV	HSI R Bull CBBC Apr 2017 H	0.2500	18,500 per 10,000 units	18,700 per 10,000 units	2017/04/27	200,000,000	2016/01/29
60868	J P Morgan SP BV	HSI R Bull CBBC May 2017 E	0.2500	18,228 per 10,000 units	18,428 per 10,000 units	2017/05/29	150,000,000	2016/01/29
60891	J P Morgan SP BV	HSI R Bull CBBC Jan 2018 A	0.3500	15,900 per 10,000 units	16,100 per 10,000 units	2018/01/30	200,000,000	2016/01/29
60782	J P Morgan SP BV	HSI R Bear CBBC Jun 2016 O	0.2500	18,800 per 10,000 units	18,600 per 10,000 units	2016/06/29	200,000,000	2016/01/29
60893	J P Morgan SP BV	HSI R Bear CBBC Jun 2016 P	0.2500	19,488 per 10,000 units	19,288 per 10,000 units	2016/06/29	150,000,000	2016/01/29
60783	J P Morgan SP BV	HSI R Bear CBBC Jul 2016 N	0.2500	19,100 per 10,000 units	18,900 per 10,000 units	2016/07/28	200,000,000	2016/01/29
60898	J P Morgan SP BV	PetCh R Bull CBBC Jan 2017 A	0.2500	3.8800	4.0800	2017/01/20	70,000,000	2016/01/29
60785	Macquarie Bank Ltd.	HSI R Bull CBBC Sep 2016 A	0.2500	18,400 per 15,000 units	18,600 per 15,000 units	2016/09/29	40,000,000	2016/01/29
60786	SGA Societe Generale Acceptance N.V.	HSI R Bull CBBC Oct16 P	0.2500	18,558 per 10,000 units	18,658 per 10,000 units	2016/10/28	200,000,000	2016/01/29
60767	SGA Societe Generale Acceptance N.V.	HSI R Bear CBBC May16 B	0.2500	18,688 per 10,000 units	18,588 per 10,000 units	2016/05/30	200,000,000	2016/01/29
60770	SGA Societe Generale Acceptance N.V.	HSI R Bear CBBC May16 E	0.2500	19,088 per 10,000 units	18,988 per 10,000 units	2016/05/30	200,000,000	2016/01/29
60790	SGA Societe Generale Acceptance N.V.	HSI R Bear CBBC May16 G	0.2500	19,288 per 10,000 units	19,188 per 10,000 units	2016/05/30	200,000,000	2016/01/29
60792	SGA Societe Generale Acceptance N.V.	HSI R Bear CBBC May16 H	0.2500	19,538 per 10,000 units	19,438 per 10,000 units	2016/05/30	200,000,000	2016/01/29
60769	SGA Societe Generale Acceptance N.V.	HSI R Bear CBBC Jul16 N	0.2500	18,838 per 10,000 units	18,738 per 10,000 units	2016/07/28	200,000,000	2016/01/29
60846	UBS AG	HSI R Bull CBBC Dec 2016 X	0.2500	18,850 per 12,000 units	19,050 per 12,000 units	2016/12/29	200,000,000	2016/01/29
60855	UBS AG	HSI R Bull CBBC Dec 2016 Y	0.2500	18,350 per 12,000 units	18,550 per 12,000 units	2016/12/29	200,000,000	2016/01/29
60849	UBS AG	HSI R Bull CBBC Jan 2017 U	0.2500	18,500 per 10,000 units	18,700 per 10,000 units	2017/01/26	200,000,000	2016/01/29
60847	UBS AG	HSI R Bull CBBC Feb 2017 T	0.2500	18,650 per 12,000 units	18,850 per 12,000 units	2017/02/27	200,000,000	2016/01/29
60839	UBS AG	HSI R Bear CBBC Jun 2016 A	0.2500	18,900 per 10,000 units	18,700 per 10,000 units	2016/06/29	200,000,000	2016/01/29
60843	UBS AG	HSI R Bear CBBC Jun 2016 B	0.2500	19,050 per 12,000 units	18,850 per 12,000 units	2016/06/29	200,000,000	2016/01/29
61048	BNP Paribas Arbit Issu B.V.	HSI R Bull CBBC Nov 2016 C	0.2500	19,100 per 10,000 units	19,300 per 10,000 units	2016/11/29	250,000,000	2016/02/01

Newly listed callable bull/bear contracts (continued)

Code	Issuer	Name of issue	Issue prices (HK\$)	Strike price (HKD) / Strike level per 10 units	Call price (HKD) / Call level per 10 units	Expiry date	No. of issue (units)	Listing date
60957	BNP Paribas Arbit Issu B.V.	HSI R Bull CBBC Dec 2016 W	0.2500	18,600 per 10,000 units	18,800 per 10,000 units	2016/12/29	250,000,000	2016/02/01
60958	BNP Paribas Arbit Issu B.V.	HSI R Bear CBBC Jun 2016 N	0.2500	19,600 per 10,000 units	19,400 per 10,000 units	2016/06/29	200,000,000	2016/02/01
61060	Credit Suisse AG	HSI R Bull CBBC Nov 2016 K	0.2500	18,950 per 10,000 units	19,150 per 10,000 units	2016/11/29	200,000,000	2016/02/01
61072	Credit Suisse AG	HSI R Bull CBBC Nov 2016 U	0.2500	18,500 per 10,000 units	18,700 per 10,000 units	2016/11/29	200,000,000	2016/02/01
61059	Credit Suisse AG	HSI R Bull CBBC Dec 2016 R	0.2500	19,230 per 12,000 units	19,430 per 12,000 units	2016/12/29	200,000,000	2016/02/01
61066	Credit Suisse AG	HSI R Bull CBBC Dec 2016 S	0.2500	18,750 per 10,000 units	18,950 per 10,000 units	2016/12/29	200,000,000	2016/02/01
61049	Credit Suisse AG	HSI R Bear CBBC May 2016 V	0.2500	19,300 per 10,000 units	19,100 per 10,000 units	2016/05/30	200,000,000	2016/02/01
61054	Credit Suisse AG	HSI R Bear CBBC Jul 2016 F	0.2500	19,670 per 12,000 units	19,450 per 12,000 units	2016/07/28	200,000,000	2016/02/01
61058	Credit Suisse AG	Tracker Fund R Bull CBBC Sep 2016 B	0.2500	17.7800	18.3800	2016/09/30	70,000,000	2016/02/01
60936	Bank of East Asia	ABC R Bull CBBC Jan 2017 A	0.2500	2.0000	2.1800	2017/01/13	60,000,000	2016/02/01
60948	Bank of East Asia	HKEX R Bull CBBC Jan 2017 B	0.2500	148.80 per 100 units	152.80 per 100 units	2017/01/10	40,000,000	2016/02/01
60951	Bank of East Asia	HKEX R Bear CBBC Jan 2017 A	0.3000	195 per 100 units	190.80 per 100 units	2017/01/09	35,000,000	2016/02/01
60942	Bank of East Asia	ICBC R Bull CBBC Jan 2017 A	0.2500	3.3000	3.4800	2017/01/12	60,000,000	2016/02/01
60943	Bank of East Asia	Ping An R Bull CBBC Jan 2017 B	0.7000	27.8000	28.8000	2017/01/11	20,000,000	2016/02/01
61074	Goldman Sachs SP (Asia)	HSI R Bull CBBC Sep 2016 A	0.2520	18,600 per 10,000 units	18,800 per 10,000 units	2016/09/29	200,000,000	2016/02/01
61078	Goldman Sachs SP (Asia)	HSI R Bull CBBC Sep 2016 B	0.2670	18,100 per 10,000 units	18,300 per 10,000 units	2016/09/29	200,000,000	2016/02/01
61082	Goldman Sachs SP (Asia)	HSI R Bull CBBC Sep 2016 C	0.2770	17,900 per 10,000 units	18,100 per 10,000 units	2016/09/29	200,000,000	2016/02/01
61077	Goldman Sachs SP (Asia)	HSI R Bull CBBC Sep 2016 D	0.2620	18,300 per 10,000 units	18,500 per 10,000 units	2016/09/29	200,000,000	2016/02/01
61088	Goldman Sachs SP (Asia)	HSI R Bull CBBC Sep 2016 G	0.2860	17,700 per 10,000 units	17,900 per 10,000 units	2016/09/29	200,000,000	2016/02/01
60919	HK Bank	China Life R Bull CBBC Dec 2016 A	0.4800	14.3600	14.8600	2016/12/05	50,000,000	2016/02/01
60922	HK Bank	HKEX R Bull CBBC Dec 2016 C	0.2500	159.86 per 100 units	161.86 per 100 units	2016/12/05	50,000,000	2016/02/01
60918	HK Bank	HSCEI R Bull CBBC Dec 2016 I	0.2500	7,896 per 10,000 units	7,996 per 10,000 units	2016/12/29	60,000,000	2016/02/01
60928	HK Bank	HSI R Bull CBBC Oct 2016 V	0.2500	18,598 per 15,000 units	18,798 per 15,000 units	2016/10/28	150,000,000	2016/02/01
60917	HK Bank	HSI R Bear CBBC Mar 2017 A	0.2500	20,278 per 20,000 units	20,028 per 20,000 units	2017/03/30	400,000,000	2016/02/01
60929	HK Bank	HSI R Bear CBBC Mar 2017 B	0.2500	20,878 per 20,000 units	20,628 per 20,000 units	2017/03/30	400,000,000	2016/02/01
60925	HK Bank	PetCh R Bull CBBC Dec 2016 H	0.2500	4.0600	4.2600	2016/12/12	50,000,000	2016/02/01
60927	HK Bank	Sands China R Bull CBBC Dec 2016 D	0.3100	20.3600	21.1600	2016/12/12	40,000,000	2016/02/01
61117	J P Morgan SP BV	CNOOC R Bull CBBC Jul 2017 A	0.2500	6.2800	6.4800	2017/07/21	50,000,000	2016/02/01
61111	J P Morgan SP BV	HSBC R Bull CBBC Jun 2017 A	0.2500	50.88 per 100 units	52.88 per 100 units	2017/06/16	100,000,000	2016/02/01
61073	J P Morgan SP BV	HSI R Bull CBBC Feb 2017 K	0.2500	19,228 per 10,000 units	19,428 per 10,000 units	2017/02/27	150,000,000	2016/02/01
61089	J P Morgan SP BV	HSI R Bull CBBC Mar 2017 I	0.2500	18,928 per 10,000 units	19,128 per 10,000 units	2017/03/30	150,000,000	2016/02/01
61097	J P Morgan SP BV	HSI R Bull CBBC Apr 2017 I	0.2500	18,628 per 10,000 units	18,828 per 10,000 units	2017/04/27	150,000,000	2016/02/01
60968	J P Morgan SP BV	HSI R Bear CBBC Jun 2016 Q	0.2500	19,288 per 10,000 units	19,088 per 10,000 units	2016/06/29	150,000,000	2016/02/01
60974	J P Morgan SP BV	HSI R Bear CBBC Jun 2016 R	0.2500	19,588 per 10,000 units	19,388 per 10,000 units	2016/06/29	150,000,000	2016/02/01
61105	J P Morgan SP BV	HSI R Bear CBBC Jul 2016 O	0.2500	20,048 per 10,000 units	19,848 per 10,000 units	2016/07/28	150,000,000	2016/02/01
61106	J P Morgan SP BV	Tencent R Bull CBBC Feb 2017 C	0.2500	136.88 per 100 units	138.88 per 100 units	2017/02/17	50,000,000	2016/02/01
61016	Macquarie Bank Ltd.	HSI R Bull CBBC Aug 2016 A	0.2500	18,650 per 15,000 units	18,850 per 15,000 units	2016/08/30	40,000,000	2016/02/01
61007	SGA Societe Generale Acceptance N.V.	HSI R Bull CBBC Oct 16 S	0.2500	19,258 per 10,000 units	19,358 per 10,000 units	2016/10/28	200,000,000	2016/02/01
60990	SGA Societe Generale Acceptance N.V.	HSI R Bull CBBC Nov 16 V	0.2500	18,708 per 10,000 units	18,808 per 10,000 units	2016/11/29	200,000,000	2016/02/01
60998	SGA Societe Generale Acceptance N.V.	HSI R Bull CBBC Nov 16 W	0.2500	18,908 per 10,000 units	19,008 per 10,000 units	2016/11/29	200,000,000	2016/02/01
60999	SGA Societe Generale Acceptance N.V.	HSI R Bull CBBC Dec 16 U	0.2500	19,058 per 10,000 units	19,158 per 10,000 units	2016/12/29	200,000,000	2016/02/01
61009	SGA Societe Generale Acceptance N.V.	HSI R Bear CBBC May 16 O	0.2500	19,588 per 10,000 units	19,488 per 10,000 units	2016/05/30	200,000,000	2016/02/01
61013	SGA Societe Generale Acceptance N.V.	HSI R Bear CBBC May 16 U	0.2500	19,788 per 10,000 units	19,688 per 10,000 units	2016/05/30	200,000,000	2016/02/01

Newly listed callable bull/bear contracts (continued)

Code	Issuer	Name of issue	Issue prices (HK\$)	Strike price (HKD) / Strike level per 10 units	Call price (HKD) / Call level per 10 units	Expiry date	No. of issue (units)	Listing date
61015	SGA Societe Generale Acceptance N.V.	HSI R Bear CBBC May16 W	0.2500	19,938 per 10,000 units	19,838 per 10,000 units	2016/05/30	200,000,000	2016/02/01
61031	UBS AG	HSI R Bull CBBC Nov 2016 K	0.2500	19,150 per 12,000 units	19,350 per 12,000 units	2016/11/29	200,000,000	2016/02/01
61042	UBS AG	HSI R Bull CBBC Dec 2016 D	0.2500	18,950 per 10,000 units	19,150 per 10,000 units	2016/12/29	200,000,000	2016/02/01
61046	UBS AG	HSI R Bull CBBC Feb 2017 U	0.2500	18,450 per 10,000 units	18,650 per 10,000 units	2017/02/27	200,000,000	2016/02/01
61022	UBS AG	HSI R Bear CBBC May 2016 Z	0.2500	19,300 per 10,000 units	19,100 per 10,000 units	2016/05/30	200,000,000	2016/02/01
61024	UBS AG	HSI R Bear CBBC Jun 2016 C	0.2500	19,500 per 10,000 units	19,300 per 10,000 units	2016/06/29	200,000,000	2016/02/01
61025	UBS AG	HSI R Bear CBBC Jun 2016 D	0.2500	19,650 per 12,000 units	19,450 per 12,000 units	2016/06/29	200,000,000	2016/02/01
61153	BNP Paribas Arbit Issu B.V.	HSI R Bull CBBC Dec 2016 E	0.2500	19,000 per 10,000 units	19,200 per 10,000 units	2016/12/29	250,000,000	2016/02/02
61183	BNP Paribas Arbit Issu B.V.	HSI R Bear CBBC May 2016 H	0.2500	19,500 per 10,000 units	19,300 per 10,000 units	2016/05/30	200,000,000	2016/02/02
61198	Credit Suisse AG	HSI R Bull CBBC Oct 2016 B	0.2500	18,550 per 10,000 units	18,750 per 10,000 units	2016/10/28	200,000,000	2016/02/02
61197	Credit Suisse AG	HSI R Bull CBBC Oct 2016 W	0.2500	19,140 per 10,000 units	19,340 per 10,000 units	2016/10/28	200,000,000	2016/02/02
61199	Credit Suisse AG	HSI R Bear CBBC Jun 2016 W	0.2500	19,400 per 10,000 units	19,200 per 10,000 units	2016/06/29	200,000,000	2016/02/02
61201	Credit Suisse AG	HSI R Bear CBBC Jun 2016 X	0.2500	19,061 per 10,000 units	18,861 per 10,000 units	2016/06/29	200,000,000	2016/02/02
61205	Goldman Sachs SP (Asia)	HSI R Bull CBBC Sep 2016 F	0.2680	17,100 per 10,000 units	17,300 per 10,000 units	2016/09/29	200,000,000	2016/02/02
61195	Goldman Sachs SP (Asia)	HSI R Bull CBBC Sep 2016 H	0.2520	18,000 per 10,000 units	18,200 per 10,000 units	2016/09/29	200,000,000	2016/02/02
61196	Goldman Sachs SP (Asia)	HSI R Bull CBBC Sep 2016 I	0.2560	17,800 per 10,000 units	18,000 per 10,000 units	2016/09/29	200,000,000	2016/02/02
61202	Goldman Sachs SP (Asia)	HSI R Bull CBBC Sep 2016 J	0.2530	17,500 per 10,000 units	17,700 per 10,000 units	2016/09/29	200,000,000	2016/02/02
61203	Goldman Sachs SP (Asia)	HSI R Bull CBBC Sep 2016 K	0.2610	17,300 per 10,000 units	17,500 per 10,000 units	2016/09/29	200,000,000	2016/02/02
61206	Goldman Sachs SP (Asia)	HSI R Bull CBBC Sep 2016 L	0.2880	16,600 per 10,000 units	16,800 per 10,000 units	2016/09/29	200,000,000	2016/02/02
61207	Goldman Sachs SP (Asia)	HSI R Bull CBBC Sep 2016 M	0.2910	16,400 per 10,000 units	16,600 per 10,000 units	2016/09/29	200,000,000	2016/02/02
61189	Goldman Sachs SP (Asia)	HSI R Bear CBBC May 2016 A	0.2510	20,000 per 10,000 units	19,800 per 10,000 units	2016/05/30	200,000,000	2016/02/02
61192	Goldman Sachs SP (Asia)	HSI R Bear CBBC May 2016 B	0.2550	19,800 per 10,000 units	19,600 per 10,000 units	2016/05/30	200,000,000	2016/02/02
61194	Goldman Sachs SP (Asia)	HSI R Bear CBBC May 2016 C	0.2600	19,600 per 10,000 units	19,400 per 10,000 units	2016/05/30	200,000,000	2016/02/02
61136	HK Bank	AIA R Bull CBBC Dec 2016 A	0.2500	40.2600	40.8600	2016/12/30	40,000,000	2016/02/02
61150	HK Bank	CITIC Sec R Bull CBBC Dec 2016 A	0.2500	12.3600	13.3600	2016/12/30	40,000,000	2016/02/02
61137	HK Bank	CKP R Bull CBBC Dec 2016 B	0.2500	30.86 per 100 units	31.86 per 100 units	2016/12/19	40,000,000	2016/02/02
61142	HK Bank	CNOOC R Bull CBBC Nov 2016 J	0.2500	6.4800	6.6800	2016/11/28	50,000,000	2016/02/02
61140	HK Bank	Sinopec Corp R Bull CBBC Nov 2016 F	0.2500	3.8100	3.9600	2016/11/28	50,000,000	2016/02/02
61146	HK Bank	HKEX R Bull CBBC Nov 2016 G	0.2500	162.86 per 100 units	164.86 per 100 units	2016/11/21	50,000,000	2016/02/02
61134	HK Bank	HSI R Bull CBBC Sep 2016 C	0.2500	19,098 per 15,000 units	19,298 per 15,000 units	2016/09/29	150,000,000	2016/02/02
61130	HK Bank	HSI R Bull CBBC Nov 2016 R	0.2500	18,798 per 15,000 units	18,998 per 15,000 units	2016/11/29	150,000,000	2016/02/02
61249	J P Morgan SP BV	COVS R Bull CBBC Feb 2017 B	0.4000	17.0800	17.8800	2017/02/17	25,000,000	2016/02/02
61234	J P Morgan SP BV	CC Bank R Bull CBBC May 2017 A	0.2500	3.7800	3.8800	2017/05/19	150,000,000	2016/02/02
61230	J P Morgan SP BV	China Life R Bull CBBC Apr 2017 A	0.3500	15.3800	15.8800	2017/04/21	30,000,000	2016/02/02
61231	J P Morgan SP BV	HKEX R Bull CBBC Nov 2017 A	0.3000	134.88 per 100 units	137.88 per 100 units	2017/11/17	40,000,000	2016/02/02
61241	J P Morgan SP BV	HSBC R Bull CBBC Dec 2017 A	0.2500	41.38 per 100 units	42.88 per 100 units	2017/12/15	130,000,000	2016/02/02
61247	J P Morgan SP BV	HSBC R Bear CBBC Jan 2017 A	0.2500	60.88 per 100 units	58.88 per 100 units	2017/01/20	120,000,000	2016/02/02
61208	J P Morgan SP BV	HSI R Bull CBBC Dec 2016 N	0.2500	19,100 per 10,000 units	19,300 per 10,000 units	2016/12/29	200,000,000	2016/02/02
61211	J P Morgan SP BV	HSI R Bull CBBC Mar 2017 J	0.2500	18,828 per 10,000 units	19,028 per 10,000 units	2017/03/30	150,000,000	2016/02/02
61216	J P Morgan SP BV	HSI R Bull CBBC Mar 2017 K	0.2500	18,528 per 10,000 units	18,728 per 10,000 units	2017/03/30	150,000,000	2016/02/02
61223	J P Morgan SP BV	HSI R Bull CBBC Apr 2017 J	0.2500	17,628 per 10,000 units	17,828 per 10,000 units	2017/04/27	150,000,000	2016/02/02
61221	J P Morgan SP BV	HSI R Bull CBBC Jun 2017 E	0.2500	18,328 per 10,000 units	18,528 per 10,000 units	2017/06/29	150,000,000	2016/02/02
61227	J P Morgan SP BV	HSI R Bull CBBC Aug 2017 C	0.2500	17,628 per 10,000 units	17,828 per 10,000 units	2017/08/30	150,000,000	2016/02/02

Newly listed callable bull/bear contracts (continued)

Code	Issuer	Name of issue	Issue prices (HK\$)	Strike price (HKD) / Strike level per 10 units	Call price (HKD) / Call level per 10 units	Expiry date	No. of issue (units)	Listing date
61229	J P Morgan SP BV	HSI R Bear CBBC Jun 2016 S	0.2500	19,188 per 10,000 units	18,988 per 10,000 units	2016/06/29	150,000,000	2016/02/02
61248	J P Morgan SP BV	Ping An R Bull CBBC Apr 2017 A	0.2500	26.08 per 100 units	26.88 per 100 units	2017/04/21	100,000,000	2016/02/02
61156	SGA Societe Generale Acceptance N.V.	HSI R Bull CBBC Nov16 X	0.2500	18,508 per 10,000 units	18,608 per 10,000 units	2016/11/29	200,000,000	2016/02/02
61163	SGA Societe Generale Acceptance N.V.	HSI R Bull CBBC Nov16 Y	0.2500	19,158 per 10,000 units	19,258 per 10,000 units	2016/11/29	200,000,000	2016/02/02
61162	SGA Societe Generale Acceptance N.V.	HSI R Bull CBBC Dec16 V	0.2500	18,958 per 10,000 units	19,058 per 10,000 units	2016/12/29	200,000,000	2016/02/02
61165	SGA Societe Generale Acceptance N.V.	HSI R Bear CBBC May16 Z	0.2500	19,438 per 10,000 units	19,338 per 10,000 units	2016/05/30	200,000,000	2016/02/02
61168	SGA Societe Generale Acceptance N.V.	HSI R Bear CBBC Sep16 A	0.2500	21,100 per 20,000 units	21,000 per 20,000 units	2016/09/29	400,000,000	2016/02/02
61173	UBS AG	HSI R Bull CBBC Nov 2016 L	0.2500	18,600 per 10,000 units	18,800 per 10,000 units	2016/11/29	200,000,000	2016/02/02
61170	UBS AG	HSI R Bull CBBC Jan 2017 V	0.2500	19,100 per 10,000 units	19,300 per 10,000 units	2017/01/26	200,000,000	2016/02/02
61180	UBS AG	HSI R Bear CBBC May 2016 P	0.2500	20,150 per 12,000 units	19,950 per 12,000 units	2016/05/30	200,000,000	2016/02/02
61318	BNP Paribas Arbit Issu B.V.	CSOP A50 ETF R Bull CBBC Dec16A	0.2500	8.7000	9.0000	2016/12/30	100,000,000	2016/02/03
61313	BNP Paribas Arbit Issu B.V.	A50 Ch R Bull CBBC Dec 2016 A	0.2500	7.7000	8.0000	2016/12/30	100,000,000	2016/02/03
61315	BNP Paribas Arbit Issu B.V.	A50 Ch R Bull CBBC Dec 2016 B	0.2500	6.7000	7.0000	2016/12/30	100,000,000	2016/02/03
61311	BNP Paribas Arbit Issu B.V.	HSI R Bull CBBC Dec 2016 L	0.2500	18,800 per 10,000 units	19,000 per 10,000 units	2016/12/29	250,000,000	2016/02/03
61273	BNP Paribas Arbit Issu B.V.	HSI R Bear CBBC Jun 2016 O	0.2500	19,200 per 10,000 units	19,000 per 10,000 units	2016/06/29	200,000,000	2016/02/03
61275	BNP Paribas Arbit Issu B.V.	HSI R Bear CBBC Jun 2016 P	0.2500	19,400 per 10,000 units	19,200 per 10,000 units	2016/06/29	200,000,000	2016/02/03
61293	Credit Suisse AG	HSI R Bull CBBC Nov 2016 V	0.2500	18,780 per 12,000 units	19,000 per 12,000 units	2016/11/29	200,000,000	2016/02/03
61282	Credit Suisse AG	HSI R Bear CBBC Jul 2016 G	0.2500	19,120 per 12,000 units	18,900 per 12,000 units	2016/07/28	200,000,000	2016/02/03
61283	Credit Suisse AG	HSI R Bear CBBC Jul 2016 H	0.2500	19,370 per 12,000 units	19,150 per 12,000 units	2016/07/28	200,000,000	2016/02/03
61289	Credit Suisse AG	HSI R Bear CBBC Jul 2016 I	0.2500	19,888 per 10,000 units	19,688 per 10,000 units	2016/07/28	200,000,000	2016/02/03
61320	Goldman Sachs SP (Asia)	HSI R Bear CBBC May 2016 D	0.2530	19,900 per 10,000 units	19,700 per 10,000 units	2016/05/30	200,000,000	2016/02/03
61321	Goldman Sachs SP (Asia)	HSI R Bear CBBC May 2016 E	0.2650	20,100 per 10,000 units	19,900 per 10,000 units	2016/05/30	200,000,000	2016/02/03
61322	Goldman Sachs SP (Asia)	HSI R Bear CBBC May 2016 F	0.2760	20,300 per 10,000 units	20,100 per 10,000 units	2016/05/30	200,000,000	2016/02/03
61328	Goldman Sachs SP (Asia)	HSI R Bear CBBC May 2016 G	0.2830	20,500 per 10,000 units	20,300 per 10,000 units	2016/05/30	200,000,000	2016/02/03
61331	Goldman Sachs SP (Asia)	HSI R Bear CBBC May 2016 H	0.2880	20,700 per 10,000 units	20,500 per 10,000 units	2016/05/30	200,000,000	2016/02/03
61270	HK Bank	CAM CS1300 R Bull CBBC Aug 2017 A	0.2500	26.06 per 100 units	26.86 per 100 units	2017/08/28	50,000,000	2016/02/03
61258	HK Bank	BOCL R Bull CBBC Jan 2017 A	0.2500	1.8800	1.9600	2017/01/16	50,000,000	2016/02/03
61256	HK Bank	CKP R Bull CBBC Nov 2017 A	0.2500	25.66 per 100 units	26.66 per 100 units	2017/11/27	40,000,000	2016/02/03
61252	HK Bank	China Life R Bull CBBC Dec 2016 B	0.4900	13.3600	13.8600	2016/12/12	50,000,000	2016/02/03
61255	HK Bank	China Life R Bear CBBC Dec 2016 B	0.3700	21.6600	21.1600	2016/12/12	40,000,000	2016/02/03
61257	HK Bank	CM Bank R Bull CBBC Dec 2016 E	0.4700	9.8600	10.2600	2016/12/19	40,000,000	2016/02/03
61264	HK Bank	CRRC R Bull CBBC Jul 2017 A	0.2500	4.8100	5.0600	2017/07/17	40,000,000	2016/02/03
61271	HK Bank	A50 R Bull CBBC Jan 2017 B	0.2700	5.8600	5.9600	2017/01/16	50,000,000	2016/02/03
61251	HK Bank	HKEX R Bull CBBC Dec 2016 D	0.3800	126.86 per 100 units	128.86 per 100 units	2016/12/05	50,000,000	2016/02/03
61253	HK Bank	HKEX R Bull CBBC Dec 2016 E	0.5300	111.86 per 100 units	113.86 per 100 units	2016/12/30	50,000,000	2016/02/03
61267	HK Bank	HS H-SH ETF R Bull CBBC Aug 2017 A	0.2500	56.26 per 100 units	57.26 per 100 units	2017/08/28	50,000,000	2016/02/03
61340	J P Morgan SP BV	AIA R Bull CBBC Mar 2017 A	0.2500	40.08 per 100 units	40.88 per 100 units	2017/03/17	150,000,000	2016/02/03
61349	J P Morgan SP BV	CSOP A50 ETF R Bull CBBC Jan 2017 B	0.2500	9.8800	10.0800	2017/01/20	60,000,000	2016/02/03
61348	J P Morgan SP BV	CSOP A50 ETF R Bull CBBC Jun 2017 A	0.2500	8.3800	8.5800	2017/06/16	70,000,000	2016/02/03
61345	J P Morgan SP BV	A50 China R Bull CBBC Feb 2017 C	0.2500	8.1800	8.3800	2017/02/17	80,000,000	2016/02/03
61347	J P Morgan SP BV	A50 China R Bull CBBC Jun 2017 A	0.2500	7.0300	7.1800	2017/06/16	80,000,000	2016/02/03
61350	J P Morgan SP BV	HSI R Bull CBBC Dec 2016 D	0.2500	18,768 per 10,000 units	18,968 per 10,000 units	2016/12/29	150,000,000	2016/02/03
61354	J P Morgan SP BV	HSI R Bull CBBC Aug 2017 D	0.2500	17,368 per 10,000 units	17,568 per 10,000 units	2017/08/30	150,000,000	2016/02/03

Newly listed callable bull/bear contracts (continued)

Code	Issuer	Name of issue	Issue prices (HK\$)	Strike price (HKD) / Strike level per 10 units	Call price (HKD) / Call level per 10 units	Expiry date	No. of issue (units)	Listing date
61333	J P Morgan SP BV	HSI R Bear CBBC Jun 2016 T	0.2500	19,300 per 10,000 units	19,100 per 10,000 units	2016/06/29	200,000,000	2016/02/03
61355	J P Morgan SP BV	HSI R Bear CBBC Aug 2016 E	0.2500	19,648 per 10,000 units	19,448 per 10,000 units	2016/08/30	150,000,000	2016/02/03
61276	SGA Societe Generale Acceptance N.V.	HSI R Bull CBBC Dec16 W	0.2500	18,858 per 10,000 units	18,958 per 10,000 units	2016/12/29	200,000,000	2016/02/03
61278	SGA Societe Generale Acceptance N.V.	HSI R Bear CBBC Jun16 S	0.2500	19,188 per 10,000 units	19,088 per 10,000 units	2016/06/29	200,000,000	2016/02/03
61280	SGA Societe Generale Acceptance N.V.	HSI R Bear CBBC Aug16 B	0.2500	20,700 per 20,000 units	20,600 per 20,000 units	2016/08/30	400,000,000	2016/02/03
61303	UBS AG	HSI R Bull CBBC Feb 2017 V	0.2500	18,800 per 10,000 units	19,000 per 10,000 units	2017/02/27	200,000,000	2016/02/03
61295	UBS AG	HSI R Bear CBBC May 2016 S	0.2500	19,100 per 10,000 units	18,900 per 10,000 units	2016/05/30	200,000,000	2016/02/03
61299	UBS AG	HSI R Bear CBBC May 2016 T	0.2500	19,250 per 12,000 units	19,050 per 12,000 units	2016/05/30	200,000,000	2016/02/03
61300	UBS AG	HSI R Bear CBBC Jun 2016 E	0.2500	19,400 per 10,000 units	19,200 per 10,000 units	2016/06/29	200,000,000	2016/02/03
61375	BNP Paribas Arbit Issu B.V.	HSI R Bull CBBC Nov 2016 X	0.2500	18,900 per 10,000 units	19,100 per 10,000 units	2016/11/29	250,000,000	2016/02/04
61365	Credit Suisse AG	HSI R Bull CBBC Oct 2016 L	0.2500	18,850 per 10,000 units	19,050 per 10,000 units	2016/10/28	200,000,000	2016/02/04
61364	Credit Suisse AG	HSI R Bear CBBC Jun 2016 Y	0.2500	19,450 per 10,000 units	19,250 per 10,000 units	2016/06/29	200,000,000	2016/02/04
61419	Goldman Sachs SP (Asia)	HSI R Bull CBBC Sep 2016 E	0.2700	18,200 per 10,000 units	18,400 per 10,000 units	2016/09/29	200,000,000	2016/02/04
61411	Goldman Sachs SP (Asia)	HSI R Bull CBBC Sep 2016 N	0.2560	16,900 per 10,000 units	17,100 per 10,000 units	2016/09/29	200,000,000	2016/02/04
61413	Goldman Sachs SP (Asia)	HSI R Bull CBBC Sep 2016 O	0.2580	16,700 per 10,000 units	16,900 per 10,000 units	2016/09/29	200,000,000	2016/02/04
61416	Goldman Sachs SP (Asia)	HSI R Bull CBBC Sep 2016 P	0.2610	18,400 per 10,000 units	18,600 per 10,000 units	2016/09/29	200,000,000	2016/02/04
61426	Goldman Sachs SP (Asia)	HSI R Bear CBBC May 2016 I	0.2610	19,700 per 10,000 units	19,500 per 10,000 units	2016/05/30	200,000,000	2016/02/04
61386	J P Morgan SP BV	ABC R Bull CBBC Sep 2017 A	0.2500	2.4200	2.5000	2017/09/15	120,000,000	2016/02/04
61384	J P Morgan SP BV	A50 China R Bear CBBC Oct 2016 A	0.2500	10.1800	9.8800	2016/10/21	80,000,000	2016/02/04
61381	J P Morgan SP BV	HKEX R Bear CBBC Dec 2016 A	0.2500	172.88 per 100 units	168.88 per 100 units	2016/12/16	40,000,000	2016/02/04
61380	J P Morgan SP BV	HSI R Bull CBBC Feb 2017 L	0.2500	18,900 per 10,000 units	19,100 per 10,000 units	2017/02/27	200,000,000	2016/02/04
61366	J P Morgan SP BV	HSI R Bear CBBC Aug 2016 F	0.2500	19,400 per 10,000 units	19,200 per 10,000 units	2016/08/30	200,000,000	2016/02/04
61382	J P Morgan SP BV	Tencent R Bear CBBC Oct 2016 A	0.2500	146.88 per 100 units	144.88 per 100 units	2016/10/21	50,000,000	2016/02/04
61376	UBS AG	HSI R Bull CBBC Jan 2017 W	0.2500	18,900 per 10,000 units	19,100 per 10,000 units	2017/01/26	200,000,000	2016/02/04
61377	UBS AG	HSI R Bull CBBC Jan 2017 X	0.2500	18,750 per 10,000 units	18,950 per 10,000 units	2017/01/26	200,000,000	2016/02/04
61379	UBS AG	HSI R Bear CBBC Jun 2016 F	0.2500	19,950 per 12,000 units	19,750 per 12,000 units	2016/06/29	200,000,000	2016/02/04
61489	BNP Paribas Arbit Issu B.V.	HSI R Bull CBBC Nov 2016 Y	0.2500	19,300 per 10,000 units	19,500 per 10,000 units	2016/11/29	250,000,000	2016/02/05
61483	BNP Paribas Arbit Issu B.V.	HSI R Bull CBBC Dec 2016 B	0.2500	19,200 per 10,000 units	19,400 per 10,000 units	2016/12/29	250,000,000	2016/02/05
61563	BNP Paribas Arbit Issu B.V.	HSI R Bull CBBC Dec 2016 M	0.2500	19,400 per 10,000 units	19,600 per 10,000 units	2016/12/29	250,000,000	2016/02/05
61564	BNP Paribas Arbit Issu B.V.	HSI R Bear CBBC May 2016 J	0.2500	19,900 per 10,000 units	19,700 per 10,000 units	2016/05/30	200,000,000	2016/02/05
61491	BNP Paribas Arbit Issu B.V.	HSI R Bear CBBC Jun 2016 Q	0.2500	19,800 per 10,000 units	19,600 per 10,000 units	2016/06/29	200,000,000	2016/02/05
61567	BNP Paribas Arbit Issu B.V.	TCH R Bull CBBC Sep 2016 E	0.2500	137 per 100 units	140 per 100 units	2016/09/30	50,000,000	2016/02/05
61515	Credit Suisse AG	HSI R Bull CBBC Oct 2016 M	0.2500	19,050 per 10,000 units	19,250 per 10,000 units	2016/10/28	200,000,000	2016/02/05
61516	Credit Suisse AG	HSI R Bull CBBC Oct 2016 T	0.2500	19,300 per 10,000 units	19,500 per 10,000 units	2016/10/28	200,000,000	2016/02/05
61534	Credit Suisse AG	HSI R Bull CBBC Oct 2016 X	0.2500	19,433 per 12,000 units	19,683 per 12,000 units	2016/10/28	200,000,000	2016/02/05
61493	Credit Suisse AG	HSI R Bear CBBC May 2016 T	0.2500	19,500 per 10,000 units	19,300 per 10,000 units	2016/05/30	200,000,000	2016/02/05
61497	Credit Suisse AG	HSI R Bear CBBC Jun 2016 Z	0.2500	19,750 per 10,000 units	19,550 per 10,000 units	2016/06/29	200,000,000	2016/02/05
61507	Bank of East Asia	CITIC R Bull CBBC Jul 2017 A	0.2500	9.0000	9.6000	2017/07/06	40,000,000	2016/02/05
61505	Bank of East Asia	CITIC Sec R Bull CBBC Jun 2017 A	0.5100	9.8000	10.8000	2017/06/02	40,000,000	2016/02/05
61498	Bank of East Asia	CKH R Bull CBBC Apr 2017 A	0.2500	70.88 per 100 units	74.88 per 100 units	2017/04/03	40,000,000	2016/02/05
61500	Bank of East Asia	CKP R Bull CBBC Nov 2017 A	0.2500	30 per 100 units	32 per 100 units	2017/11/13	80,000,000	2016/02/05
61502	Bank of East Asia	CRRC R Bull CBBC Jun 2017 A	0.2500	5.0000	5.4800	2017/06/16	60,000,000	2016/02/05
61570	Goldman Sachs SP (Asia)	HSI R Bear CBBC May 2016 J	0.2540	20,900 per 10,000 units	20,700 per 10,000 units	2016/05/30	200,000,000	2016/02/05

Newly listed callable bull/bear contracts (continued)

Code	Issuer	Name of issue	Issue prices (HK\$)	Strike price (HKD) / Strike level per 10 units	Call price (HKD) / Call level per 10 units	Expiry date	No. of issue (units)	Listing date
61571	Goldman Sachs SP (Asia)	HSI R Bear CBBC May 2016 K	0.2610	21,100 per 10,000 units	20,900 per 10,000 units	2016/05/30	200,000,000	2016/02/05
61442	HK Bank	CITIC Sec R Bull CBBC Dec 2017 A	0.6100	8.3600	9.3600	2017/12/18	40,000,000	2016/02/05
61438	HK Bank	CRRC R Bull CBBC Dec 2017 A	0.3100	3.9100	4.1600	2017/12/18	40,000,000	2016/02/05
61449	HK Bank	Galaxy Ent R Bull CBBC Nov 2016 H	0.3600	20.2600	21.0600	2016/11/14	40,000,000	2016/02/05
61448	HK Bank	Sands China R Bull CBBC Dec 2016 E	0.4100	22.2600	23.0600	2016/12/05	40,000,000	2016/02/05
61627	J P Morgan SP BV	A50 China R Bull CBBC Jan 2017 C	0.2500	8.3800	8.5800	2017/01/20	80,000,000	2016/02/05
61628	J P Morgan SP BV	A50 China R Bear CBBC Nov 2016 A	0.2500	11.1800	10.8800	2016/11/18	70,000,000	2016/02/05
61616	J P Morgan SP BV	HKEX R Bull CBBC Jan 2017 C	0.2500	160.88 per 100 units	163.88 per 100 units	2017/01/20	40,000,000	2016/02/05
61574	J P Morgan SP BV	HSI R Bull CBBC Dec 2016 G	0.2500	19,483 per 10,000 units	19,683 per 10,000 units	2016/12/29	200,000,000	2016/02/05
61575	J P Morgan SP BV	HSI R Bull CBBC Jan 2017 P	0.2500	19,300 per 10,000 units	19,500 per 10,000 units	2017/01/26	200,000,000	2016/02/05
61594	J P Morgan SP BV	HSI R Bull CBBC Apr 2017 K	0.2500	19,000 per 10,000 units	19,200 per 10,000 units	2017/04/27	200,000,000	2016/02/05
61459	J P Morgan SP BV	HSI R Bear CBBC May 2016 A	0.2500	19,700 per 10,000 units	19,500 per 10,000 units	2016/05/30	200,000,000	2016/02/05
61456	J P Morgan SP BV	HSI R Bear CBBC Jun 2016 U	0.2500	19,500 per 10,000 units	19,300 per 10,000 units	2016/06/29	200,000,000	2016/02/05
61615	J P Morgan SP BV	HSI R Bear CBBC Jun 2016 V	0.2500	19,900 per 10,000 units	19,700 per 10,000 units	2016/06/29	200,000,000	2016/02/05
61630	J P Morgan SP BV	Ping An R Bull CBBC Dec 2016 C	0.2500	33.88 per 100 units	34.88 per 100 units	2016/12/16	80,000,000	2016/02/05
61631	J P Morgan SP BV	Tencent R Bull CBBC Jan 2017 B	0.2500	139.38 per 100 units	141.88 per 100 units	2017/01/20	60,000,000	2016/02/05
61476	Macquarie Bank Ltd.	HSI R Bull CBBC Aug 2016 B	0.2500	18,900 per 15,000 units	19,100 per 15,000 units	2016/08/30	40,000,000	2016/02/05
61482	Macquarie Bank Ltd.	HSI R Bull CBBC Nov 2016 B	0.2500	18,550 per 20,000 units	18,750 per 20,000 units	2016/11/29	40,000,000	2016/02/05
61478	Macquarie Bank Ltd.	HSI R Bear CBBC Aug 2016 C	0.2500	21,300 per 20,000 units	21,100 per 20,000 units	2016/08/30	40,000,000	2016/02/05
61467	SGA Societe Generale Acceptance N.V.	HSI R Bull CBBC Oct16 B	0.2500	19,408 per 10,000 units	19,508 per 10,000 units	2016/10/28	200,000,000	2016/02/05
61452	SGA Societe Generale Acceptance N.V.	HSI R Bull CBBC Oct16 T	0.2500	19,008 per 10,000 units	19,108 per 10,000 units	2016/10/28	200,000,000	2016/02/05
61461	SGA Societe Generale Acceptance N.V.	HSI R Bull CBBC Dec16 X	0.2500	19,208 per 10,000 units	19,308 per 10,000 units	2016/12/29	200,000,000	2016/02/05
61473	SGA Societe Generale Acceptance N.V.	HSI R Bear CBBC May16 B	0.2500	19,688 per 10,000 units	19,588 per 10,000 units	2016/05/30	200,000,000	2016/02/05
61455	SGA Societe Generale Acceptance N.V.	HSI R Bear CBBC Jul16 O	0.2500	19,338 per 10,000 units	19,238 per 10,000 units	2016/07/28	200,000,000	2016/02/05
61545	UBS AG	HSBC R Bull CBBC Nov 2017 B	0.2500	50.50 per 100 units	53 per 100 units	2017/11/27	100,000,000	2016/02/05
61553	UBS AG	HSCEI R Bull CBBC Dec 2016 B	0.2500	7,800 per 10,000 units	8,000 per 10,000 units	2016/12/29	200,000,000	2016/02/05
61562	UBS AG	HSI R Bull CBBC Nov 2016 M	0.2500	19,000 per 12,000 units	19,250 per 12,000 units	2016/11/29	200,000,000	2016/02/05
61554	UBS AG	HSI R Bull CBBC Dec 2016 H	0.2500	19,450 per 10,000 units	19,650 per 10,000 units	2016/12/29	200,000,000	2016/02/05
61558	UBS AG	HSI R Bull CBBC Feb 2017 W	0.2500	19,300 per 10,000 units	19,500 per 10,000 units	2017/02/27	200,000,000	2016/02/05
61538	UBS AG	HSI R Bear CBBC May 2016 U	0.2500	19,500 per 12,000 units	19,250 per 12,000 units	2016/05/30	200,000,000	2016/02/05
61542	UBS AG	HSI R Bear CBBC May 2016 W	0.2500	19,600 per 10,000 units	19,400 per 10,000 units	2016/05/30	200,000,000	2016/02/05
61543	UBS AG	HSI R Bear CBBC May 2016 X	0.2500	19,800 per 10,000 units	19,600 per 10,000 units	2016/05/30	200,000,000	2016/02/05
61546	UBS AG	TCH R Bull CBBC Aug 2016 C	0.2500	137 per 100 units	140 per 100 units	2016/08/22	50,000,000	2016/02/05
61681	Credit Suisse AG	HSI R Bull CBBC Nov 2016 X	0.2500	19,188 per 10,000 units	19,388 per 10,000 units	2016/11/29	200,000,000	2016/02/11
61680	Credit Suisse AG	HSI R Bull CBBC Nov 2016 Y	0.2500	19,400 per 10,000 units	19,600 per 10,000 units	2016/11/29	200,000,000	2016/02/11
61685	Credit Suisse AG	HSI R Bear CBBC Jun 2016 C	0.2500	19,950 per 10,000 units	19,750 per 10,000 units	2016/06/29	200,000,000	2016/02/11
61686	Credit Suisse AG	HSI R Bear CBBC Jul 2016 J	0.2500	19,762 per 12,000 units	19,512 per 12,000 units	2016/07/28	200,000,000	2016/02/11
61699	Goldman Sachs SP (Asia)	HSI R Bull CBBC Sep 2016 Q	0.2710	18,800 per 10,000 units	19,000 per 10,000 units	2016/09/29	200,000,000	2016/02/11
61705	Goldman Sachs SP (Asia)	HSI R Bull CBBC Sep 2016 R	0.2670	19,000 per 10,000 units	19,200 per 10,000 units	2016/09/29	200,000,000	2016/02/11
61707	Goldman Sachs SP (Asia)	HSI R Bull CBBC Sep 2016 S	0.2560	19,200 per 10,000 units	19,400 per 10,000 units	2016/09/29	200,000,000	2016/02/11
61632	HK Bank	China Mobile R Bull CBBC Nov 2016 F	0.2500	80.66 per 100 units	81.86 per 100 units	2016/11/14	50,000,000	2016/02/11
61651	HK Bank	CUni R Bull CBBC Dec 2016 A	0.2500	7.0600	7.2600	2016/12/30	40,000,000	2016/02/11
61633	HK Bank	CNOOC R Bull CBBC Oct 2016 G	0.2500	6.8800	7.0800	2016/10/31	50,000,000	2016/02/11

Newly listed callable bull/bear contracts (continued)

Code	Issuer	Name of issue	Issue prices (HK\$)	Strike price (HKD) / Strike level per 10 units	Call price (HKD) / Call level per 10 units	Expiry date	No. of issue (units)	Listing date
61655	HK Bank	Great Wall Motor R Bull CBBC Dec 2016 A	0.2500	4.5600	5.0600	2016/12/30	40,000,000	2016/02/11
61658	HK Bank	HSI R Bull CBBC Oct 2016 W	0.2500	19,398 per 15,000 units	19,598 per 15,000 units	2016/10/28	150,000,000	2016/02/11
61652	HK Bank	Lenovo R Bull CBBC Dec 2016 B	0.2500	5.0600	5.2600	2016/12/30	40,000,000	2016/02/11
61653	HK Bank	PICC P&C R Bull CBBC Jan 2017 A	0.3000	10.4600	11.0600	2017/01/16	40,000,000	2016/02/11
61698	J P Morgan SP BV	COVS R Bull CBBC Jan 2017 A	0.4000	20.0800	20.8800	2017/01/20	25,000,000	2016/02/11
61666	J P Morgan SP BV	HSI R Bull CBBC Mar 2017 L	0.2500	19,400 per 10,000 units	19,600 per 10,000 units	2017/03/30	200,000,000	2016/02/11
61687	J P Morgan SP BV	HSI R Bear CBBC Jun 2016 W	0.2500	19,800 per 10,000 units	19,600 per 10,000 units	2016/06/29	200,000,000	2016/02/11
61661	SGA Societe Generale Acceptance N.V.	HSI R Bull CBBC Nov16 Z	0.2500	19,358 per 10,000 units	19,458 per 10,000 units	2016/11/29	200,000,000	2016/02/11
61665	SGA Societe Generale Acceptance N.V.	HSI R Bear CBBC May16 E	0.2500	19,788 per 10,000 units	19,688 per 10,000 units	2016/05/30	200,000,000	2016/02/11
61662	SGA Societe Generale Acceptance N.V.	HSI R Bear CBBC Jul16 P	0.2500	19,638 per 10,000 units	19,538 per 10,000 units	2016/07/28	200,000,000	2016/02/11
61677	UBS AG	HSI R Bull CBBC Jan 2017 Y	0.2500	19,250 per 10,000 units	19,450 per 10,000 units	2017/01/26	200,000,000	2016/02/11
61678	UBS AG	HSI R Bull CBBC Feb 2017 X	0.2500	19,000 per 10,000 units	19,200 per 10,000 units	2017/02/27	200,000,000	2016/02/11
61673	UBS AG	HSI R Bull CBBC Jun 2017 D	0.2500	19,400 per 10,000 units	19,600 per 10,000 units	2017/06/29	200,000,000	2016/02/11
61679	UBS AG	HSI R Bear CBBC May 2016 Y	0.2500	19,900 per 12,000 units	19,650 per 12,000 units	2016/05/30	200,000,000	2016/02/11
61729	BNP Paribas Arbit Issu B.V.	CSOP A50 ETF R Bull CBBC Dec16B	0.2500	9.2000	9.5000	2016/12/30	100,000,000	2016/02/12
61733	BNP Paribas Arbit Issu B.V.	CSOP A50 ETF R Bull CBBC Dec16C	0.2500	8.2000	8.5000	2016/12/30	100,000,000	2016/02/12
61735	BNP Paribas Arbit Issu B.V.	A50 Ch R Bull CBBC Dec 2016 C	0.2500	7.2000	7.5000	2016/12/30	100,000,000	2016/02/12
61728	BNP Paribas Arbit Issu B.V.	HSI R Bear CBBC May 2016 K	0.2500	19,700 per 10,000 units	19,500 per 10,000 units	2016/05/30	200,000,000	2016/02/12
61739	Credit Suisse AG	HSI R Bull CBBC Dec 2016 T	0.2500	19,350 per 10,000 units	19,550 per 10,000 units	2016/12/29	200,000,000	2016/02/12
61740	Credit Suisse AG	HSI R Bull CBBC Dec 2016 U	0.2500	19,000 per 10,000 units	19,200 per 10,000 units	2016/12/29	200,000,000	2016/02/12
61744	Credit Suisse AG	HSI R Bear CBBC May 2016 W	0.2500	19,650 per 10,000 units	19,450 per 10,000 units	2016/05/30	200,000,000	2016/02/12
61759	Bank of East Asia	Great Wall Motor R Bull CBBC Feb 2017 A	0.2500	4.0800	4.4800	2017/02/23	60,000,000	2016/02/12
61758	Bank of East Asia	PetCh R Bull CBBC Feb 2017 A	0.2500	3.6200	3.9200	2017/02/08	60,000,000	2016/02/12
61761	Bank of East Asia	PICC P&C R Bull CBBC Feb 2017 A	0.2500	10.3000	10.8800	2017/02/22	40,000,000	2016/02/12
61762	Bank of East Asia	Ping An R Bull CBBC Feb 2017 A	0.2500	26.80 per 100 units	27.80 per 100 units	2017/02/21	60,000,000	2016/02/12
61778	Goldman Sachs SP (Asia)	HSI R Bull CBBC Dec 2016 A	0.2600	18,700 per 10,000 units	18,900 per 10,000 units	2016/12/29	200,000,000	2016/02/12
61779	Goldman Sachs SP (Asia)	HSI R Bull CBBC Dec 2016 B	0.2620	18,900 per 10,000 units	19,100 per 10,000 units	2016/12/29	200,000,000	2016/02/12
61780	Goldman Sachs SP (Asia)	HSI R Bull CBBC Dec 2016 C	0.2790	19,100 per 10,000 units	19,300 per 10,000 units	2016/12/29	200,000,000	2016/02/12
61781	J P Morgan SP BV	HSI R Bull CBBC Mar 2017 M	0.2500	19,200 per 10,000 units	19,400 per 10,000 units	2017/03/30	200,000,000	2016/02/12
61708	SGA Societe Generale Acceptance N.V.	HSI R Bull CBBC Dec16 Y	0.2500	19,308 per 10,000 units	19,408 per 10,000 units	2016/12/29	200,000,000	2016/02/12
61723	SGA Societe Generale Acceptance N.V.	HSI R Bear CBBC May16 G	0.2500	19,588 per 10,000 units	19,488 per 10,000 units	2016/05/30	200,000,000	2016/02/12
61727	SGA Societe Generale Acceptance N.V.	HSI R Bear CBBC Jul16 Q	0.2500	19,738 per 10,000 units	19,638 per 10,000 units	2016/07/28	200,000,000	2016/02/12
61763	UBS AG	HSI R Bull CBBC Mar 2017 J	0.2500	19,350 per 12,000 units	19,550 per 12,000 units	2017/03/30	200,000,000	2016/02/12
61768	UBS AG	HSI R Bull CBBC Apr 2017 C	0.2500	19,200 per 10,000 units	19,400 per 10,000 units	2017/04/27	200,000,000	2016/02/12
61773	UBS AG	HSI R Bear CBBC Jun 2016 G	0.2500	19,650 per 12,000 units	19,450 per 12,000 units	2016/06/29	200,000,000	2016/02/12
61777	UBS AG	HSI R Bear CBBC Jun 2016 H	0.2500	19,900 per 10,000 units	19,700 per 10,000 units	2016/06/29	200,000,000	2016/02/12
61818	BNP Paribas Arbit Issu B.V.	HSI R Bull CBBC Nov 2016 B	0.2500	18,700 per 10,000 units	18,900 per 10,000 units	2016/11/29	250,000,000	2016/02/15
61782	BNP Paribas Arbit Issu B.V.	HSI R Bull CBBC Dec 2016 D	0.2500	18,600 per 10,000 units	18,800 per 10,000 units	2016/12/29	250,000,000	2016/02/15
61783	BNP Paribas Arbit Issu B.V.	HSI R Bull CBBC Dec 2016 I	0.2500	18,800 per 10,000 units	19,000 per 10,000 units	2016/12/29	250,000,000	2016/02/15
61785	BNP Paribas Arbit Issu B.V.	HSI R Bull CBBC Dec 2016 Q	0.2500	19,000 per 10,000 units	19,200 per 10,000 units	2016/12/29	250,000,000	2016/02/15
61819	BNP Paribas Arbit Issu B.V.	HSI R Bear CBBC Jun 2016 R	0.2500	19,200 per 10,000 units	19,000 per 10,000 units	2016/06/29	200,000,000	2016/02/15
61821	BNP Paribas Arbit Issu B.V.	HSI R Bear CBBC Jun 2016 S	0.2500	19,400 per 10,000 units	19,200 per 10,000 units	2016/06/29	200,000,000	2016/02/15
61842	BNP Paribas Arbit Issu B.V.	HSI R Bear CBBC Jun 2016 T	0.2500	19,600 per 10,000 units	19,400 per 10,000 units	2016/06/29	200,000,000	2016/02/15

Newly listed callable bull/bear contracts (continued)

Code	Issuer	Name of issue	Issue prices (HK\$)	Strike price (HKD) / Strike level per 10 units	Call price (HKD) / Call level per 10 units	Expiry date	No. of issue (units)	Listing date
61831	Credit Suisse AG	HSI R Bull CBBC Dec 2016 V	0.2500	19,100 per 10,000 units	19,300 per 10,000 units	2016/12/29	200,000,000	2016/02/15
61834	Credit Suisse AG	HSI R Bull CBBC Dec 2016 W	0.2500	18,800 per 10,000 units	19,000 per 10,000 units	2016/12/29	200,000,000	2016/02/15
61836	Credit Suisse AG	HSI R Bull CBBC Dec 2016 X	0.2500	18,600 per 10,000 units	18,800 per 10,000 units	2016/12/29	200,000,000	2016/02/15
61837	Credit Suisse AG	HSI R Bull CBBC Dec 2016 Y	0.2500	18,250 per 10,000 units	18,450 per 10,000 units	2016/12/29	200,000,000	2016/02/15
61839	Credit Suisse AG	HSI R Bear CBBC May 2016 Y	0.2500	19,400 per 10,000 units	19,200 per 10,000 units	2016/05/30	200,000,000	2016/02/15
61838	Credit Suisse AG	HSI R Bear CBBC Jun 2016 A	0.2500	19,600 per 10,000 units	19,400 per 10,000 units	2016/06/29	200,000,000	2016/02/15
61841	Credit Suisse AG	HSI R Bear CBBC Aug 2016 A	0.2500	19,214 per 12,000 units	18,964 per 12,000 units	2016/08/30	200,000,000	2016/02/15
61869	Goldman Sachs SP (Asia)	HSI R Bull CBBC Dec 2016 D	0.2540	18,488 per 10,000 units	18,688 per 10,000 units	2016/12/29	200,000,000	2016/02/15
61870	Goldman Sachs SP (Asia)	HSI R Bull CBBC Dec 2016 E	0.2660	18,388 per 10,000 units	18,588 per 10,000 units	2016/12/29	200,000,000	2016/02/15
61871	Goldman Sachs SP (Asia)	HSI R Bull CBBC Dec 2016 F	0.2760	18,288 per 10,000 units	18,488 per 10,000 units	2016/12/29	200,000,000	2016/02/15
61868	J P Morgan SP BV	AIA R Bull CBBC Mar 2017 B	0.2500	33.88 per 100 units	34.88 per 100 units	2017/03/17	150,000,000	2016/02/15
61867	J P Morgan SP BV	China Mobile R Bull CBBC Oct 2017 A	0.2500	79.68 per 100 units	80.88 per 100 units	2017/10/20	100,000,000	2016/02/15
61864	J P Morgan SP BV	China Life R Bull CBBC Feb 2017 B	0.3000	16.3800	16.8800	2017/02/17	35,000,000	2016/02/15
61810	J P Morgan SP BV	HSI R Bull CBBC Dec 2016 K	0.2500	19,100 per 10,000 units	19,300 per 10,000 units	2016/12/29	200,000,000	2016/02/15
61812	J P Morgan SP BV	HSI R Bull CBBC Feb 2017 M	0.2500	18,800 per 10,000 units	19,000 per 10,000 units	2017/02/27	200,000,000	2016/02/15
61863	J P Morgan SP BV	HSI R Bull CBBC Apr 2017 L	0.2500	18,600 per 10,000 units	18,800 per 10,000 units	2017/04/27	200,000,000	2016/02/15
61860	J P Morgan SP BV	HSI R Bear CBBC May 2016 B	0.2500	19,164 per 10,000 units	18,964 per 10,000 units	2016/05/30	200,000,000	2016/02/15
61861	J P Morgan SP BV	HSI R Bear CBBC Jun 2016 X	0.2500	19,448 per 10,000 units	19,248 per 10,000 units	2016/06/29	150,000,000	2016/02/15
61862	J P Morgan SP BV	HSI R Bear CBBC Jul 2016 P	0.2500	19,748 per 10,000 units	19,548 per 10,000 units	2016/07/28	150,000,000	2016/02/15
61816	Macquarie Bank Ltd.	HSI R Bear CBBC Aug 2016 D	0.2510	19,700 per 15,000 units	19,500 per 15,000 units	2016/08/30	40,000,000	2016/02/15
61817	Macquarie Bank Ltd.	HSI R Bear CBBC Aug 2016 E	0.2550	19,950 per 15,000 units	19,750 per 15,000 units	2016/08/30	40,000,000	2016/02/15
61814	Macquarie Bank Ltd.	HSI R Bear CBBC Oct 2016 A	0.2500	19,800 per 20,000 units	19,600 per 20,000 units	2016/10/28	40,000,000	2016/02/15
61790	SGA Societe Generale Acceptance N.V.	HSI R Bull CBBC Oct16 R	0.2500	18,658 per 10,000 units	18,858 per 10,000 units	2016/10/28	200,000,000	2016/02/15
61808	SGA Societe Generale Acceptance N.V.	HSI R Bull CBBC Oct16 W	0.2500	19,158 per 10,000 units	19,358 per 10,000 units	2016/10/28	200,000,000	2016/02/15
61799	SGA Societe Generale Acceptance N.V.	HSI R Bull CBBC Nov16 B	0.2500	19,108 per 10,000 units	19,208 per 10,000 units	2016/11/29	200,000,000	2016/02/15
61793	SGA Societe Generale Acceptance N.V.	HSI R Bull CBBC Dec16 Z	0.2500	18,858 per 10,000 units	19,058 per 10,000 units	2016/12/29	200,000,000	2016/02/15
61823	SGA Societe Generale Acceptance N.V.	HSI R Bear CBBC May16 H	0.2500	19,238 per 10,000 units	19,138 per 10,000 units	2016/05/30	200,000,000	2016/02/15
61825	SGA Societe Generale Acceptance N.V.	HSI R Bear CBBC May16 O	0.2500	19,438 per 10,000 units	19,338 per 10,000 units	2016/05/30	200,000,000	2016/02/15
61822	SGA Societe Generale Acceptance N.V.	HSI R Bear CBBC Jul16 R	0.2500	19,088 per 10,000 units	18,988 per 10,000 units	2016/07/28	200,000,000	2016/02/15
61846	UBS AG	HSI R Bull CBBC Dec 2016 Z	0.2500	19,150 per 12,000 units	19,350 per 12,000 units	2016/12/29	200,000,000	2016/02/15
61849	UBS AG	HSI R Bull CBBC Feb 2017 Y	0.2500	18,650 per 12,000 units	18,850 per 12,000 units	2017/02/27	200,000,000	2016/02/15
61847	UBS AG	HSI R Bull CBBC Jun 2017 E	0.2500	18,950 per 10,000 units	19,150 per 10,000 units	2017/06/29	200,000,000	2016/02/15
61848	UBS AG	HSI R Bull CBBC Jun 2017 F	0.2500	18,800 per 10,000 units	19,000 per 10,000 units	2017/06/29	200,000,000	2016/02/15
61856	UBS AG	HSI R Bear CBBC May 2016 O	0.2500	19,200 per 10,000 units	19,000 per 10,000 units	2016/05/30	200,000,000	2016/02/15
61858	UBS AG	HSI R Bear CBBC May 2016 Q	0.2500	19,700 per 10,000 units	19,500 per 10,000 units	2016/05/30	200,000,000	2016/02/15
61857	UBS AG	HSI R Bear CBBC Jun 2016 I	0.2500	19,500 per 10,000 units	19,300 per 10,000 units	2016/06/29	200,000,000	2016/02/15
61913	Credit Suisse AG	AIA R Bull CBBC Nov 2016 A	0.2500	34.88 per 100 units	35.88 per 100 units	2016/11/30	80,000,000	2016/02/16
61908	Credit Suisse AG	China Mobile R Bull CBBC Nov 2016 A	0.2500	77 per 100 units	78 per 100 units	2016/11/30	80,000,000	2016/02/16
61910	Credit Suisse AG	HSBC R Bull CBBC Nov 2016 A	0.2500	45 per 100 units	47 per 100 units	2016/11/30	80,000,000	2016/02/16
61915	Credit Suisse AG	HSI R Bull CBBC Nov 2016 Q	0.2500	18,700 per 10,000 units	18,900 per 10,000 units	2016/11/29	200,000,000	2016/02/16
61914	Credit Suisse AG	HSI R Bull CBBC Nov 2016 W	0.2500	18,950 per 10,000 units	19,150 per 10,000 units	2016/11/29	200,000,000	2016/02/16
61905	Credit Suisse AG	HSI R Bear CBBC May 2016 V	0.2500	19,800 per 10,000 units	19,600 per 10,000 units	2016/05/30	200,000,000	2016/02/16
61902	Credit Suisse AG	HSI R Bear CBBC May 2016 Z	0.2500	19,250 per 10,000 units	19,050 per 10,000 units	2016/05/30	200,000,000	2016/02/16

Newly listed callable bull/bear contracts (continued)

Code	Issuer	Name of issue	Issue prices (HK\$)	Strike price (HKD) / Strike level per 10 units	Call price (HKD) / Call level per 10 units	Expiry date	No. of issue (units)	Listing date
61904	Credit Suisse AG	HSI R Bear CBBC Jul 2016 K	0.2500	19,570 per 12,000 units	19,350 per 12,000 units	2016/07/28	200,000,000	2016/02/16
61883	HK Bank	AIA R Bull CBBC Oct 2016 G	0.7000	32.4600	33.0600	2016/10/17	40,000,000	2016/02/16
61874	HK Bank	HSCEI R Bear CBBC Aug 2016 L	0.2500	8,086 per 10,000 units	7,986 per 10,000 units	2016/08/30	50,000,000	2016/02/16
61873	HK Bank	HSI R Bear CBBC Sep 2016 O	0.2500	19,288 per 15,000 units	19,088 per 15,000 units	2016/09/29	150,000,000	2016/02/16
61872	HK Bank	HSI R Bear CBBC Oct 2016 I	0.2500	19,688 per 15,000 units	19,488 per 15,000 units	2016/10/28	150,000,000	2016/02/16
61938	J P Morgan SP BV	AIA R Bull CBBC Jan 2017 B	0.2500	37.88 per 100 units	38.88 per 100 units	2017/01/20	150,000,000	2016/02/16
61936	J P Morgan SP BV	HSI R Bull CBBC Mar 2017 N	0.2500	18,968 per 10,000 units	19,168 per 10,000 units	2017/03/30	150,000,000	2016/02/16
61937	J P Morgan SP BV	HSI R Bull CBBC Mar 2017 O	0.2500	18,700 per 10,000 units	18,900 per 10,000 units	2017/03/30	200,000,000	2016/02/16
61895	J P Morgan SP BV	HSI R Bear CBBC Jun 2016 Y	0.2500	19,200 per 10,000 units	19,000 per 10,000 units	2016/06/29	200,000,000	2016/02/16
61899	J P Morgan SP BV	HSI R Bear CBBC Jul 2016 Q	0.2500	19,400 per 10,000 units	19,200 per 10,000 units	2016/07/28	200,000,000	2016/02/16
61894	SGA Societe Generale Acceptance N.V.	HSI R Bull CBBC Oct16 Y	0.2500	19,058 per 10,000 units	19,258 per 10,000 units	2016/10/28	200,000,000	2016/02/16
61892	SGA Societe Generale Acceptance N.V.	HSI R Bull CBBC Nov16 C	0.2500	18,708 per 10,000 units	18,808 per 10,000 units	2016/11/29	200,000,000	2016/02/16
61893	SGA Societe Generale Acceptance N.V.	HSI R Bull CBBC Nov16 D	0.2500	18,908 per 10,000 units	19,008 per 10,000 units	2016/11/29	200,000,000	2016/02/16
61887	SGA Societe Generale Acceptance N.V.	HSI R Bear CBBC May16 U	0.2500	19,138 per 10,000 units	19,038 per 10,000 units	2016/05/30	200,000,000	2016/02/16
61889	SGA Societe Generale Acceptance N.V.	HSI R Bear CBBC Jul16 S	0.2500	19,288 per 10,000 units	19,188 per 10,000 units	2016/07/28	200,000,000	2016/02/16
61891	SGA Societe Generale Acceptance N.V.	HSI R Bear CBBC Jul16 T	0.2500	19,488 per 10,000 units	19,388 per 10,000 units	2016/07/28	200,000,000	2016/02/16
61920	UBS AG	HSI R Bull CBBC Apr 2017 D	0.2500	18,850 per 10,000 units	19,050 per 10,000 units	2017/04/27	200,000,000	2016/02/16
61934	UBS AG	HSI R Bull CBBC Apr 2017 E	0.2500	18,700 per 10,000 units	18,900 per 10,000 units	2017/04/27	200,000,000	2016/02/16
61918	UBS AG	HSI R Bear CBBC May 2016 R	0.2500	19,250 per 12,000 units	19,050 per 12,000 units	2016/05/30	200,000,000	2016/02/16
61919	UBS AG	HSI R Bear CBBC Jun 2016 J	0.2500	19,400 per 10,000 units	19,200 per 10,000 units	2016/06/29	200,000,000	2016/02/16
61935	UBS AG	Ping An R Bull CBBC Jan 2017 A	0.2500	26 per 100 units	28 per 100 units	2017/01/16	100,000,000	2016/02/16
61984	Credit Suisse AG	HSI R Bull CBBC Oct 2016 Y	0.2500	18,750 per 10,000 units	18,950 per 10,000 units	2016/10/28	200,000,000	2016/02/17
61981	Credit Suisse AG	HSI R Bull CBBC Nov 2016 M	0.2500	19,050 per 10,000 units	19,250 per 10,000 units	2016/11/29	200,000,000	2016/02/17
61979	Credit Suisse AG	HSI R Bear CBBC Jun 2016 B	0.2500	19,500 per 10,000 units	19,300 per 10,000 units	2016/06/29	200,000,000	2016/02/17
61958	HK Bank	China Life R Bull CBBC Dec 2016 C	0.5000	12.3600	12.8600	2016/12/30	50,000,000	2016/02/17
61959	HK Bank	HSCEI R Bull CBBC Oct 2016 O	0.2500	7,696 per 10,000 units	7,796 per 10,000 units	2016/10/28	60,000,000	2016/02/17
61941	HK Bank	HSI R Bull CBBC Oct 2016 X	0.2500	18,898 per 15,000 units	19,098 per 15,000 units	2016/10/28	150,000,000	2016/02/17
61942	HK Bank	HSI R Bull CBBC Nov 2016 S	0.2500	18,598 per 15,000 units	18,798 per 15,000 units	2016/11/29	150,000,000	2016/02/17
61940	HK Bank	HSI R Bear CBBC Aug 2016 S	0.2500	19,488 per 15,000 units	19,288 per 15,000 units	2016/08/30	150,000,000	2016/02/17
61957	HK Bank	PetCh R Bull CBBC Nov 2016 H	0.2500	3.9600	4.1600	2016/11/21	50,000,000	2016/02/17
61961	HK Bank	TCH R Bull CBBC Oct 2016 G	0.2500	137.36 per 100 units	138.86 per 100 units	2016/10/31	50,000,000	2016/02/17
61993	J P Morgan SP BV	HSI R Bear CBBC Jun 2016 Z	0.2500	19,500 per 10,000 units	19,300 per 10,000 units	2016/06/29	200,000,000	2016/02/17
61962	SGA Societe Generale Acceptance N.V.	HSI R Bull CBBC Oct16 Z	0.2500	18,758 per 10,000 units	18,958 per 10,000 units	2016/10/28	200,000,000	2016/02/17
61963	SGA Societe Generale Acceptance N.V.	HSI R Bull CBBC Dec16 D	0.2500	18,958 per 10,000 units	19,158 per 10,000 units	2016/12/29	200,000,000	2016/02/17
61970	SGA Societe Generale Acceptance N.V.	HSI R Bear CBBC Jul16 U	0.2500	19,538 per 10,000 units	19,438 per 10,000 units	2016/07/28	200,000,000	2016/02/17
61972	SGA Societe Generale Acceptance N.V.	HSI R Bear CBBC Jul16 V	0.2500	19,838 per 10,000 units	19,738 per 10,000 units	2016/07/28	200,000,000	2016/02/17
61990	UBS AG	HSI R Bull CBBC Dec 2016 G	0.2500	19,000 per 12,000 units	19,250 per 12,000 units	2016/12/29	200,000,000	2016/02/17
61992	UBS AG	HSI R Bull CBBC Jun 2017 G	0.2500	18,600 per 10,000 units	18,800 per 10,000 units	2017/06/29	200,000,000	2016/02/17
61985	UBS AG	HSI R Bear CBBC May 2016 V	0.2500	19,500 per 12,000 units	19,250 per 12,000 units	2016/05/30	200,000,000	2016/02/17
62004	BNP Paribas Arbit Issu B.V.	HSI R Bull CBBC Nov 2016 E	0.2500	18,300 per 10,000 units	18,500 per 10,000 units	2016/11/29	250,000,000	2016/02/18
62021	BNP Paribas Arbit Issu B.V.	HSI R Bull CBBC Nov 2016 S	0.2500	18,900 per 10,000 units	19,100 per 10,000 units	2016/11/29	250,000,000	2016/02/18
62014	BNP Paribas Arbit Issu B.V.	HSI R Bull CBBC Dec 2016 X	0.2500	18,400 per 10,000 units	18,600 per 10,000 units	2016/12/29	250,000,000	2016/02/18
62059	BNP Paribas Arbit Issu B.V.	HSI R Bear CBBC May 2016 I	0.2500	19,500 per 10,000 units	19,300 per 10,000 units	2016/05/30	200,000,000	2016/02/18

Newly listed callable bull/bear contracts (continued)

Code	Issuer	Name of issue	Issue prices (HK\$)	Strike price (HKD) / Strike level per 10 units	Call price (HKD) / Call level per 10 units	Expiry date	No. of issue (units)	Listing date
62054	BNP Paribas Arbit Issu B.V.	HSI R Bear CBBC May 2016 L	0.2500	19,300 per 10,000 units	19,100 per 10,000 units	2016/05/30	200,000,000	2016/02/18
62050	BNP Paribas Arbit Issu B.V.	HSI R Bear CBBC Jun 2016 U	0.2500	18,800 per 10,000 units	18,600 per 10,000 units	2016/06/29	200,000,000	2016/02/18
62051	BNP Paribas Arbit Issu B.V.	HSI R Bear CBBC Jun 2016 V	0.2500	19,000 per 10,000 units	18,800 per 10,000 units	2016/06/29	200,000,000	2016/02/18
62063	Credit Suisse AG	HSI R Bull CBBC Oct 2016 E	0.2500	18,400 per 10,000 units	18,600 per 10,000 units	2016/10/28	200,000,000	2016/02/18
62062	Credit Suisse AG	HSI R Bull CBBC Oct 2016 Z	0.2500	18,650 per 10,000 units	18,850 per 10,000 units	2016/10/28	200,000,000	2016/02/18
62064	Credit Suisse AG	HSI R Bull CBBC Apr 2017 A	0.2500	16,688 per 10,000 units	16,888 per 10,000 units	2017/04/27	200,000,000	2016/02/18
62065	Credit Suisse AG	HSI R Bull CBBC Apr 2017 B	0.2700	16,150 per 10,000 units	16,350 per 10,000 units	2017/04/27	200,000,000	2016/02/18
62066	Credit Suisse AG	HSI R Bull CBBC Apr 2017 C	0.3300	15,500 per 10,000 units	15,700 per 10,000 units	2017/04/27	200,000,000	2016/02/18
62071	Credit Suisse AG	HSI R Bear CBBC May 2016 T	0.2500	19,088 per 10,000 units	18,888 per 10,000 units	2016/05/30	200,000,000	2016/02/18
62069	Credit Suisse AG	HSI R Bear CBBC Jun 2016 D	0.2500	19,338 per 10,000 units	19,138 per 10,000 units	2016/06/29	200,000,000	2016/02/18
62072	Credit Suisse AG	HSI R Bear CBBC Aug 2016 B	0.2500	18,778 per 12,000 units	18,528 per 12,000 units	2016/08/30	200,000,000	2016/02/18
62118	Goldman Sachs SP (Asia)	HSI R Bear CBBC May 2016 L	0.2570	19,800 per 10,000 units	19,600 per 10,000 units	2016/05/30	200,000,000	2016/02/18
62125	Goldman Sachs SP (Asia)	HSI R Bear CBBC May 2016 M	0.2640	19,500 per 10,000 units	19,300 per 10,000 units	2016/05/30	200,000,000	2016/02/18
62129	Goldman Sachs SP (Asia)	HSI R Bear CBBC May 2016 N	0.2650	19,300 per 10,000 units	19,100 per 10,000 units	2016/05/30	200,000,000	2016/02/18
62084	J P Morgan SP BV	AIA R Bull CBBC Apr 2017 A	0.2500	31.88 per 100 units	32.88 per 100 units	2017/04/21	100,000,000	2016/02/18
62091	J P Morgan SP BV	China Life R Bull CBBC Jun 2017 A	0.3000	14.3800	14.8800	2017/06/16	35,000,000	2016/02/18
62081	J P Morgan SP BV	HSBC R Bull CBBC Jan 2018 A	0.2500	39.38 per 100 units	40.88 per 100 units	2018/01/19	100,000,000	2016/02/18
62024	J P Morgan SP BV	HSI R Bull CBBC Jan 2017 Q	0.2500	19,000 per 10,000 units	19,200 per 10,000 units	2017/01/26	200,000,000	2016/02/18
62030	J P Morgan SP BV	HSI R Bull CBBC Feb 2017 N	0.2500	18,768 per 10,000 units	18,968 per 10,000 units	2017/02/27	150,000,000	2016/02/18
62028	J P Morgan SP BV	HSI R Bull CBBC Mar 2017 P	0.2500	18,500 per 10,000 units	18,700 per 10,000 units	2017/03/30	200,000,000	2016/02/18
62029	J P Morgan SP BV	HSI R Bull CBBC Apr 2017 M	0.2500	18,300 per 10,000 units	18,500 per 10,000 units	2017/04/27	200,000,000	2016/02/18
62061	J P Morgan SP BV	HSI R Bear CBBC Jun 2016 E	0.2500	18,727 per 10,000 units	18,527 per 10,000 units	2016/06/29	200,000,000	2016/02/18
62073	J P Morgan SP BV	HSI R Bear CBBC Jul 2016 R	0.2500	19,000 per 10,000 units	18,800 per 10,000 units	2016/07/28	200,000,000	2016/02/18
62077	J P Morgan SP BV	HSI R Bear CBBC Jul 2016 S	0.2500	19,300 per 10,000 units	19,100 per 10,000 units	2016/07/28	200,000,000	2016/02/18
62080	J P Morgan SP BV	HSI R Bear CBBC Aug 2016 G	0.2500	19,600 per 10,000 units	19,400 per 10,000 units	2016/08/30	200,000,000	2016/02/18
62039	Macquarie Bank Ltd.	HSI R Bull CBBC Jul 2016 M	0.2520	16,700 per 15,000 units	16,900 per 15,000 units	2016/07/28	40,000,000	2016/02/18
62038	Macquarie Bank Ltd.	HSI R Bull CBBC Aug 2016 C	0.2500	17,350 per 15,000 units	17,550 per 15,000 units	2016/08/30	40,000,000	2016/02/18
62042	Macquarie Bank Ltd.	HSI R Bull CBBC Oct 2016 C	0.2500	16,550 per 20,000 units	16,750 per 20,000 units	2016/10/28	40,000,000	2016/02/18
62041	Macquarie Bank Ltd.	HSI R Bull CBBC Nov 2016 C	0.2500	16,850 per 20,000 units	17,050 per 20,000 units	2016/11/29	40,000,000	2016/02/18
62047	Macquarie Bank Ltd.	HSI R Bear CBBC Aug 2016 F	0.2500	19,100 per 15,000 units	18,900 per 15,000 units	2016/08/30	40,000,000	2016/02/18
62048	Macquarie Bank Ltd.	HSI R Bear CBBC Aug 2016 G	0.2550	19,400 per 15,000 units	19,200 per 15,000 units	2016/08/30	40,000,000	2016/02/18
62049	Macquarie Bank Ltd.	HSI R Bear CBBC Nov 2016 A	0.2500	19,250 per 20,000 units	19,050 per 20,000 units	2016/11/29	40,000,000	2016/02/18
62032	SGA Societe Generale Acceptance N.V.	HSI R Bull CBBC Oct16 X	0.2500	18,258 per 10,000 units	18,458 per 10,000 units	2016/10/28	200,000,000	2016/02/18
62003	SGA Societe Generale Acceptance N.V.	HSI R Bull CBBC Nov16 E	0.2500	19,008 per 10,000 units	19,108 per 10,000 units	2016/11/29	200,000,000	2016/02/18
61997	SGA Societe Generale Acceptance N.V.	HSI R Bull CBBC Dec16 E	0.2500	18,458 per 10,000 units	18,658 per 10,000 units	2016/12/29	200,000,000	2016/02/18
62002	SGA Societe Generale Acceptance N.V.	HSI R Bull CBBC Dec16 F	0.2500	18,808 per 10,000 units	18,908 per 10,000 units	2016/12/29	200,000,000	2016/02/18
62036	SGA Societe Generale Acceptance N.V.	HSI R Bear CBBC Jun16 R	0.2500	19,038 per 10,000 units	18,938 per 10,000 units	2016/06/29	200,000,000	2016/02/18
62033	SGA Societe Generale Acceptance N.V.	HSI R Bear CBBC Jul16 W	0.2500	18,638 per 10,000 units	18,538 per 10,000 units	2016/07/28	200,000,000	2016/02/18
62035	SGA Societe Generale Acceptance N.V.	HSI R Bear CBBC Jul16 X	0.2500	18,838 per 10,000 units	18,738 per 10,000 units	2016/07/28	200,000,000	2016/02/18
62102	UBS AG	HSI R Bull CBBC Jan 2017 Z	0.2500	18,500 per 12,000 units	18,750 per 12,000 units	2017/01/26	200,000,000	2016/02/18
62096	UBS AG	HSI R Bull CBBC Feb 2017 Z	0.2500	19,000 per 10,000 units	19,200 per 10,000 units	2017/02/27	200,000,000	2016/02/18
62101	UBS AG	HSI R Bull CBBC Mar 2017 K	0.2500	18,750 per 10,000 units	18,950 per 10,000 units	2017/03/30	200,000,000	2016/02/18
62104	UBS AG	HSI R Bull CBBC Jun 2017 H	0.2500	18,400 per 10,000 units	18,600 per 10,000 units	2017/06/29	200,000,000	2016/02/18

Newly listed callable bull/bear contracts (continued)

Code	Issuer	Name of issue	Issue prices (HK\$)	Strike price (HKD) / Strike level per 10 units	Call price (HKD) / Call level per 10 units	Expiry date	No. of issue (units)	Listing date
62111	UBS AG	HSI R Bull CBBC Jul 2017 B	0.2500	18,250 per 10,000 units	18,450 per 10,000 units	2017/07/28	200,000,000	2016/02/18
62112	UBS AG	HSI R Bear CBBC May 2016 Z	0.2500	18,800 per 10,000 units	18,600 per 10,000 units	2016/05/30	200,000,000	2016/02/18
62115	UBS AG	HSI R Bear CBBC Jun 2016 K	0.2500	19,000 per 10,000 units	18,800 per 10,000 units	2016/06/29	200,000,000	2016/02/18
62117	UBS AG	HSI R Bear CBBC Jun 2016 L	0.2500	19,300 per 10,000 units	19,100 per 10,000 units	2016/06/29	200,000,000	2016/02/18
62177	BNP Paribas Arbit Issu B.V.	HSCEI R Bear CBBC May 2016 I	0.2500	8,400 per 10,000 units	8,200 per 10,000 units	2016/05/30	100,000,000	2016/02/19
62176	BNP Paribas Arbit Issu B.V.	HSCEI R Bear CBBC Jun 2016 D	0.2500	8,200 per 10,000 units	8,000 per 10,000 units	2016/06/29	100,000,000	2016/02/19
62135	BNP Paribas Arbit Issu B.V.	HSI R Bull CBBC Nov 2016 D	0.2500	18,100 per 10,000 units	18,300 per 10,000 units	2016/11/29	250,000,000	2016/02/19
62173	BNP Paribas Arbit Issu B.V.	HSI R Bull CBBC Nov 2016 K	0.2500	16,100 per 10,000 units	16,300 per 10,000 units	2016/11/29	250,000,000	2016/02/19
62136	BNP Paribas Arbit Issu B.V.	HSI R Bull CBBC Dec 2016 S	0.2500	18,200 per 10,000 units	18,400 per 10,000 units	2016/12/29	250,000,000	2016/02/19
62175	BNP Paribas Arbit Issu B.V.	HSI R Bear CBBC May 2016 C	0.2500	19,100 per 10,000 units	18,900 per 10,000 units	2016/05/30	200,000,000	2016/02/19
62174	BNP Paribas Arbit Issu B.V.	HSI R Bear CBBC May 2016 M	0.2500	18,700 per 10,000 units	18,500 per 10,000 units	2016/05/30	200,000,000	2016/02/19
62217	BNP Paribas Arbit Issu B.V.	HSI R Bear CBBC Jun 2016 W	0.2500	18,600 per 10,000 units	18,400 per 10,000 units	2016/06/29	200,000,000	2016/02/19
62185	Credit Suisse AG	AIA R Bull CBBC Dec 2016 A	0.2500	30.80 per 100 units	31.80 per 100 units	2016/12/30	80,000,000	2016/02/19
62186	Credit Suisse AG	HSBC R Bull CBBC Dec 2016 A	0.2500	40.30 per 100 units	41.80 per 100 units	2016/12/30	80,000,000	2016/02/19
62178	Credit Suisse AG	HSI R Bull CBBC Nov 2016 B	0.2500	18,300 per 10,000 units	18,500 per 10,000 units	2016/11/29	200,000,000	2016/02/19
62179	Credit Suisse AG	HSI R Bull CBBC Nov 2016 C	0.2500	18,050 per 10,000 units	18,250 per 10,000 units	2016/11/29	200,000,000	2016/02/19
62187	Credit Suisse AG	HSI R Bear CBBC Jun 2016 S	0.2500	18,800 per 10,000 units	18,600 per 10,000 units	2016/06/29	200,000,000	2016/02/19
62188	Credit Suisse AG	HSI R Bear CBBC Jun 2016 T	0.2500	18,520 per 10,000 units	18,320 per 10,000 units	2016/06/29	200,000,000	2016/02/19
62181	Credit Suisse AG	TCH R Bull CBBC Nov 2016 A	0.2500	124 per 100 units	126 per 100 units	2016/11/30	100,000,000	2016/02/19
62182	Credit Suisse AG	TCH R Bull CBBC Dec 2016 A	0.2500	111.80 per 100 units	113.80 per 100 units	2016/12/30	100,000,000	2016/02/19
62219	Goldman Sachs SP (Asia)	HSI R Bull CBBC Jun 2017 A	0.2520	17,488 per 10,000 units	17,688 per 10,000 units	2017/06/29	200,000,000	2016/02/19
62220	Goldman Sachs SP (Asia)	HSI R Bull CBBC Jun 2017 B	0.2650	17,088 per 10,000 units	17,288 per 10,000 units	2017/06/29	200,000,000	2016/02/19
62225	Goldman Sachs SP (Asia)	HSI R Bull CBBC Jun 2017 C	0.2780	16,688 per 10,000 units	16,888 per 10,000 units	2017/06/29	200,000,000	2016/02/19
62246	J P Morgan SP BV	AIA R Bull CBBC Jun 2017 A	0.2500	29.88 per 100 units	30.88 per 100 units	2017/06/16	100,000,000	2016/02/19
62238	J P Morgan SP BV	COVS R Bull CBBC Jan 2017 B	0.4000	19.0800	19.8800	2017/01/20	25,000,000	2016/02/19
62237	J P Morgan SP BV	Galaxy Ent R Bull CBBC May 2017 A	0.2500	19.88 per 100 units	20.88 per 100 units	2017/05/19	100,000,000	2016/02/19
62240	J P Morgan SP BV	HSBC R Bull CBBC Apr 2018 A	0.2500	37.38 per 100 units	38.88 per 100 units	2018/04/20	100,000,000	2016/02/19
62153	J P Morgan SP BV	HSI R Bull CBBC May 2017 F	0.2500	18,200 per 10,000 units	18,400 per 10,000 units	2017/05/29	200,000,000	2016/02/19
62227	J P Morgan SP BV	HSI R Bear CBBC May 2016 Z	0.2500	18,520 per 10,000 units	18,320 per 10,000 units	2016/05/30	200,000,000	2016/02/19
62232	J P Morgan SP BV	HSI R Bear CBBC Jun 2016 I	0.2500	18,800 per 10,000 units	18,600 per 10,000 units	2016/06/29	200,000,000	2016/02/19
62235	J P Morgan SP BV	HSI R Bear CBBC Jul 2016 T	0.2500	19,100 per 10,000 units	18,900 per 10,000 units	2016/07/28	200,000,000	2016/02/19
62236	J P Morgan SP BV	ICBC R Bull CBBC Jul 2017 A	0.2500	3.2800	3.3800	2017/07/21	100,000,000	2016/02/19
62239	J P Morgan SP BV	Ping An R Bull CBBC May 2017 A	0.2500	25.08 per 100 units	25.88 per 100 units	2017/05/19	100,000,000	2016/02/19
62189	Macquarie Bank Ltd.	HSI R Bull CBBC Jul 2016 N	0.2500	16,200 per 15,000 units	16,400 per 15,000 units	2016/07/28	40,000,000	2016/02/19
62191	Macquarie Bank Ltd.	HSI R Bull CBBC Jul 2016 O	0.2550	15,700 per 15,000 units	15,900 per 15,000 units	2016/07/28	40,000,000	2016/02/19
62195	Macquarie Bank Ltd.	HSI R Bull CBBC Sep 2016 B	0.2500	16,050 per 20,000 units	16,250 per 20,000 units	2016/09/29	40,000,000	2016/02/19
62171	SGA Societe Generale Acceptance N.V.	CMob R Bull CBBC Nov16A	0.2500	77.38 per 100 units	78.88 per 100 units	2016/11/29	100,000,000	2016/02/19
62167	SGA Societe Generale Acceptance N.V.	CMob R Bull CBBC May17A	0.2500	74.38 per 100 units	75.88 per 100 units	2017/05/29	100,000,000	2016/02/19
62145	SGA Societe Generale Acceptance N.V.	HSI R Bull CBBC Oct16 C	0.2500	16,758 per 10,000 units	16,958 per 10,000 units	2016/10/28	200,000,000	2016/02/19
62146	SGA Societe Generale Acceptance N.V.	HSI R Bull CBBC Oct16 D	0.2500	16,958 per 10,000 units	17,158 per 10,000 units	2016/10/28	200,000,000	2016/02/19
62147	SGA Societe Generale Acceptance N.V.	HSI R Bull CBBC Oct16 E	0.2500	17,158 per 10,000 units	17,358 per 10,000 units	2016/10/28	200,000,000	2016/02/19
62148	SGA Societe Generale Acceptance N.V.	HSI R Bull CBBC Oct16 F	0.2500	17,358 per 10,000 units	17,558 per 10,000 units	2016/10/28	200,000,000	2016/02/19
62150	SGA Societe Generale Acceptance N.V.	HSI R Bull CBBC Oct16 G	0.2500	17,558 per 10,000 units	17,758 per 10,000 units	2016/10/28	200,000,000	2016/02/19

Newly listed callable bull/bear contracts (continued)

Code	Issuer	Name of issue	Issue prices (HK\$)	Strike price (HKD) / Strike level per 10 units	Call price (HKD) / Call level per 10 units	Expiry date	No. of issue (units)	Listing date
62151	SGA Societe Generale Acceptance N.V.	HSI R Bull CBBC Oct16 H	0.2500	17,758 per 10,000 units	17,958 per 10,000 units	2016/10/28	200,000,000	2016/02/19
62138	SGA Societe Generale Acceptance N.V.	HSI R Bull CBBC Oct16 Q	0.2650	15,958 per 10,000 units	16,158 per 10,000 units	2016/10/28	200,000,000	2016/02/19
62142	SGA Societe Generale Acceptance N.V.	HSI R Bull CBBC Oct16 U	0.2500	16,158 per 10,000 units	16,358 per 10,000 units	2016/10/28	200,000,000	2016/02/19
62143	SGA Societe Generale Acceptance N.V.	HSI R Bull CBBC Oct16 V	0.2500	16,358 per 10,000 units	16,558 per 10,000 units	2016/10/28	200,000,000	2016/02/19
62155	SGA Societe Generale Acceptance N.V.	HSI R Bull CBBC Nov16 F	0.2500	18,158 per 10,000 units	18,358 per 10,000 units	2016/11/29	200,000,000	2016/02/19
62137	SGA Societe Generale Acceptance N.V.	HSI R Bull CBBC Dec16 K	0.2750	15,908 per 10,000 units	16,008 per 10,000 units	2016/12/29	200,000,000	2016/02/19
62152	SGA Societe Generale Acceptance N.V.	HSI R Bull CBBC Dec16 L	0.2500	18,408 per 10,000 units	18,508 per 10,000 units	2016/12/29	200,000,000	2016/02/19
62157	SGA Societe Generale Acceptance N.V.	HSI R Bear CBBC Aug16 C	0.2500	18,588 per 10,000 units	18,488 per 10,000 units	2016/08/30	200,000,000	2016/02/19
62159	SGA Societe Generale Acceptance N.V.	HSI R Bear CBBC Aug16 D	0.2500	18,788 per 10,000 units	18,688 per 10,000 units	2016/08/30	200,000,000	2016/02/19
62165	SGA Societe Generale Acceptance N.V.	HSI R Bear CBBC Aug16 E	0.2500	18,988 per 10,000 units	18,888 per 10,000 units	2016/08/30	200,000,000	2016/02/19
62166	SGA Societe Generale Acceptance N.V.	HSI R Bear CBBC Aug16 F	0.2500	19,188 per 10,000 units	19,088 per 10,000 units	2016/08/30	200,000,000	2016/02/19
62209	UBS AG	CSOP A50 ETF R Bull CBBC Feb 2017 A	0.2500	8.2000	8.5000	2017/02/13	50,000,000	2016/02/19
62210	UBS AG	A50 China R Bull CBBC Feb 2017 A	0.2500	7.3000	7.5000	2017/02/20	50,000,000	2016/02/19
62211	UBS AG	HSCEI R Bull CBBC Dec 2016 C	0.2500	6,050 per 10,000 units	6,250 per 10,000 units	2016/12/29	200,000,000	2016/02/19
62212	UBS AG	HSCEI R Bear CBBC May 2016 B	0.2500	8,200 per 10,000 units	8,000 per 10,000 units	2016/05/30	100,000,000	2016/02/19
62197	UBS AG	HSI R Bull CBBC Apr 2017 F	0.2500	18,150 per 12,000 units	18,350 per 12,000 units	2017/04/27	200,000,000	2016/02/19
62196	UBS AG	HSI R Bull CBBC Jun 2017 I	0.2500	18,300 per 10,000 units	18,500 per 10,000 units	2017/06/29	200,000,000	2016/02/19
62213	UBS AG	HSI R Bear CBBC May 2016 S	0.2500	18,600 per 10,000 units	18,400 per 10,000 units	2016/05/30	200,000,000	2016/02/19
62214	UBS AG	HSI R Bear CBBC Jun 2016 M	0.2500	18,900 per 12,000 units	18,650 per 12,000 units	2016/06/29	200,000,000	2016/02/19
62215	UBS AG	HSI R Bear CBBC Jun 2016 N	0.2500	19,050 per 12,000 units	18,850 per 12,000 units	2016/06/29	200,000,000	2016/02/19
62277	BNP Paribas Arbit Issu B.V.	HSI R Bull CBBC Nov 2016 I	0.2500	18,500 per 10,000 units	18,700 per 10,000 units	2016/11/29	250,000,000	2016/02/22
62289	BNP Paribas Arbit Issu B.V.	HSI R Bull CBBC Nov 2016 Q	0.2500	18,700 per 10,000 units	18,900 per 10,000 units	2016/11/29	250,000,000	2016/02/22
62279	BNP Paribas Arbit Issu B.V.	HSI R Bull CBBC Dec 2016 Z	0.2500	18,600 per 10,000 units	18,800 per 10,000 units	2016/12/29	250,000,000	2016/02/22
62286	Credit Suisse AG	HSI R Bull CBBC Dec 2016 G	0.2500	18,450 per 10,000 units	18,650 per 10,000 units	2016/12/29	200,000,000	2016/02/22
62287	Credit Suisse AG	HSI R Bull CBBC Dec 2016 H	0.2500	18,560 per 12,000 units	18,800 per 12,000 units	2016/12/29	200,000,000	2016/02/22
62285	Credit Suisse AG	HSI R Bull CBBC Dec 2016 Z	0.2500	18,150 per 10,000 units	18,350 per 10,000 units	2016/12/29	200,000,000	2016/02/22
62283	Credit Suisse AG	HSI R Bear CBBC Jun 2016 Q	0.2500	19,200 per 10,000 units	19,000 per 10,000 units	2016/06/29	200,000,000	2016/02/22
62280	Credit Suisse AG	HSI R Bear CBBC Jun 2016 U	0.2500	18,650 per 10,000 units	18,450 per 10,000 units	2016/06/29	200,000,000	2016/02/22
62282	Credit Suisse AG	HSI R Bear CBBC Aug 2016 C	0.2500	18,920 per 12,000 units	18,700 per 12,000 units	2016/08/30	200,000,000	2016/02/22
62290	Goldman Sachs SP (Asia)	HSI R Bull CBBC Jun 2017 D	0.2580	18,088 per 10,000 units	18,288 per 10,000 units	2017/06/29	200,000,000	2016/02/22
62296	Goldman Sachs SP (Asia)	HSI R Bull CBBC Jun 2017 E	0.2650	17,888 per 10,000 units	18,088 per 10,000 units	2017/06/29	200,000,000	2016/02/22
62307	Goldman Sachs SP (Asia)	HSI R Bull CBBC Jun 2017 F	0.2680	17,688 per 10,000 units	17,888 per 10,000 units	2017/06/29	200,000,000	2016/02/22
62368	Goldman Sachs SP (Asia)	HSI R Bull CBBC Jun 2017 G	0.2510	18,600 per 10,000 units	18,800 per 10,000 units	2017/06/29	200,000,000	2016/02/22
62252	HK Bank	ABC R Bull CBBC Nov 2017 A	0.2500	1.5800	1.6600	2017/11/14	50,000,000	2016/02/22
62251	HK Bank	AIA R Bull CBBC Jun 2017 B	0.2500	30.46 per 100 units	31.06 per 100 units	2017/06/26	40,000,000	2016/02/22
62249	HK Bank	AIA R Bear CBBC Jun 2017 A	0.6000	42.6600	42.0600	2017/06/26	40,000,000	2016/02/22
62256	HK Bank	CUni R Bull CBBC Jul 2017 A	0.2500	6.4600	6.6600	2017/07/31	40,000,000	2016/02/22
62253	HK Bank	CC Bank R Bull CBBC Aug 2017 A	0.2500	2.9800	3.0600	2017/08/28	50,000,000	2016/02/22
62247	HK Bank	HSCEI R Bear CBBC Oct 2016 E	0.2500	7,886 per 10,000 units	7,786 per 10,000 units	2016/10/28	50,000,000	2016/02/22
62260	HK Bank	HSI R Bear CBBC Oct 2016 J	0.2500	19,088 per 15,000 units	18,888 per 15,000 units	2016/10/28	150,000,000	2016/02/22
62258	HK Bank	HSI R Bear CBBC Nov 2016 E	0.2500	18,888 per 15,000 units	18,688 per 15,000 units	2016/11/29	150,000,000	2016/02/22
62254	HK Bank	Ping An R Bull CBBC Oct 2017 A	0.2500	21.26 per 100 units	21.86 per 100 units	2017/10/30	50,000,000	2016/02/22
62255	HK Bank	Ping An R Bear CBBC Oct 2017 A	0.2500	36.26 per 100 units	35.66 per 100 units	2017/10/30	40,000,000	2016/02/22

Newly listed callable bull/bear contracts (continued)

Code	Issuer	Name of issue	Issue prices (HK\$)	Strike price (HKD) / Strike level per 10 units	Call price (HKD) / Call level per 10 units	Expiry date	No. of issue (units)	Listing date
62364	J P Morgan SP BV	AIA R Bull CBBC Jun 2017 B	0.2500	35.88 per 100 units	36.88 per 100 units	2017/06/16	150,000,000	2016/02/22
62359	J P Morgan SP BV	CSOP A50 ETF R Bull CBBC Apr 2017 D	0.2500	9.6800	9.8800	2017/04/21	60,000,000	2016/02/22
62370	J P Morgan SP BV	HSI R Bull CBBC Jan 2017 J	0.2500	18,600 per 10,000 units	18,800 per 10,000 units	2017/01/26	200,000,000	2016/02/22
62374	J P Morgan SP BV	HSI R Bull CBBC Feb 2017 O	0.2500	18,400 per 10,000 units	18,600 per 10,000 units	2017/02/27	200,000,000	2016/02/22
62375	J P Morgan SP BV	HSI R Bull CBBC Mar 2017 Q	0.2500	18,100 per 10,000 units	18,300 per 10,000 units	2017/03/30	200,000,000	2016/02/22
62342	J P Morgan SP BV	HSI R Bear CBBC Jun 2016 J	0.2500	18,600 per 10,000 units	18,400 per 10,000 units	2016/06/29	200,000,000	2016/02/22
62343	J P Morgan SP BV	HSI R Bear CBBC Jun 2016 L	0.2500	18,900 per 10,000 units	18,700 per 10,000 units	2016/06/29	200,000,000	2016/02/22
62376	J P Morgan SP BV	HSI R Bear CBBC Jul 2016 U	0.2500	19,248 per 10,000 units	19,048 per 10,000 units	2016/07/28	150,000,000	2016/02/22
62377	J P Morgan SP BV	HSI R Bear CBBC Aug 2016 H	0.2500	19,548 per 10,000 units	19,348 per 10,000 units	2016/08/30	150,000,000	2016/02/22
62354	J P Morgan SP BV	Ping An R Bull CBBC Apr 2017 B	0.2500	29.88 per 100 units	30.88 per 100 units	2017/04/21	100,000,000	2016/02/22
62362	J P Morgan SP BV	Tencent R Bull CBBC Feb 2017 D	0.2500	130.88 per 100 units	132.88 per 100 units	2017/02/17	60,000,000	2016/02/22
62276	SGA Societe Generale Acceptance N.V.	HSI R Bull CBBC Oct16 I	0.2500	18,558 per 10,000 units	18,758 per 10,000 units	2016/10/28	200,000,000	2016/02/22
62275	SGA Societe Generale Acceptance N.V.	HSI R Bull CBBC Nov16 G	0.2500	18,508 per 10,000 units	18,608 per 10,000 units	2016/11/29	200,000,000	2016/02/22
62272	SGA Societe Generale Acceptance N.V.	HSI R Bull CBBC Dec16 M	0.2500	18,308 per 10,000 units	18,408 per 10,000 units	2016/12/29	200,000,000	2016/02/22
62261	SGA Societe Generale Acceptance N.V.	HSI R Bear CBBC Aug16 G	0.2500	18,438 per 10,000 units	18,338 per 10,000 units	2016/08/30	200,000,000	2016/02/22
62267	SGA Societe Generale Acceptance N.V.	HSI R Bear CBBC Aug16 H	0.2500	18,688 per 10,000 units	18,588 per 10,000 units	2016/08/30	200,000,000	2016/02/22
62268	SGA Societe Generale Acceptance N.V.	HSI R Bear CBBC Aug16 I	0.2500	18,888 per 10,000 units	18,788 per 10,000 units	2016/08/30	200,000,000	2016/02/22
62269	SGA Societe Generale Acceptance N.V.	HSI R Bear CBBC Aug16 J	0.2500	19,338 per 10,000 units	19,238 per 10,000 units	2016/08/30	200,000,000	2016/02/22
62337	UBS AG	HSCEI R Bull CBBC Jun 2017 A	0.2500	7,300 per 10,000 units	7,500 per 10,000 units	2017/06/29	200,000,000	2016/02/22
62330	UBS AG	HSI R Bull CBBC Jan 2017 D	0.2500	18,650 per 12,000 units	18,850 per 12,000 units	2017/01/26	200,000,000	2016/02/22
62331	UBS AG	HSI R Bull CBBC Apr 2017 G	0.2500	18,500 per 10,000 units	18,700 per 10,000 units	2017/04/27	200,000,000	2016/02/22
62332	UBS AG	HSI R Bull CBBC Apr 2017 H	0.2500	18,350 per 12,000 units	18,550 per 12,000 units	2017/04/27	200,000,000	2016/02/22
62334	UBS AG	HSI R Bull CBBC Jun 2017 J	0.2500	18,200 per 10,000 units	18,400 per 10,000 units	2017/06/29	200,000,000	2016/02/22
62321	UBS AG	HSI R Bear CBBC May 2016 T	0.2500	18,650 per 12,000 units	18,450 per 12,000 units	2016/05/30	200,000,000	2016/02/22
62323	UBS AG	HSI R Bear CBBC May 2016 U	0.2500	18,900 per 10,000 units	18,700 per 10,000 units	2016/05/30	200,000,000	2016/02/22
62329	UBS AG	HSI R Bear CBBC Jun 2016 O	0.2500	19,100 per 10,000 units	18,900 per 10,000 units	2016/06/29	200,000,000	2016/02/22
62434	BNP Paribas Arbit Issu B.V.	A50 Ch R Bull CBBC Dec 2016 D	0.2500	8.2000	8.5000	2016/12/30	100,000,000	2016/02/23
62433	BNP Paribas Arbit Issu B.V.	HSCEI R Bull CBBC Nov 2016 P	0.2500	7,400 per 10,000 units	7,600 per 10,000 units	2016/11/29	100,000,000	2016/02/23
62431	BNP Paribas Arbit Issu B.V.	HSI R Bull CBBC Dec 2016 E	0.2500	19,000 per 10,000 units	19,200 per 10,000 units	2016/12/29	250,000,000	2016/02/23
62425	BNP Paribas Arbit Issu B.V.	HSI R Bull CBBC Dec 2016 K	0.2500	18,800 per 10,000 units	19,000 per 10,000 units	2016/12/29	250,000,000	2016/02/23
62401	BNP Paribas Arbit Issu B.V.	HSI R Bear CBBC Jun 2016 X	0.2500	19,400 per 10,000 units	19,200 per 10,000 units	2016/06/29	200,000,000	2016/02/23
62435	BNP Paribas Arbit Issu B.V.	Ping An R Bull CBBC Dec 2016 F	0.2500	31 per 100 units	32 per 100 units	2016/12/30	50,000,000	2016/02/23
62466	Credit Suisse AG	HSI R Bull CBBC Oct 2016 F	0.2500	18,988 per 12,000 units	19,228 per 12,000 units	2016/10/28	200,000,000	2016/02/23
62472	Credit Suisse AG	HSI R Bull CBBC Nov 2016 N	0.2500	18,550 per 10,000 units	18,750 per 10,000 units	2016/11/29	200,000,000	2016/02/23
62476	Credit Suisse AG	HSI R Bull CBBC Nov 2016 O	0.2500	18,200 per 10,000 units	18,400 per 10,000 units	2016/11/29	200,000,000	2016/02/23
62468	Credit Suisse AG	HSI R Bull CBBC Dec 2016 I	0.2500	18,800 per 10,000 units	19,000 per 10,000 units	2016/12/29	200,000,000	2016/02/23
62461	Credit Suisse AG	HSI R Bear CBBC May 2016 Y	0.2500	19,400 per 10,000 units	19,200 per 10,000 units	2016/05/30	200,000,000	2016/02/23
62445	Credit Suisse AG	HSI R Bear CBBC Jul 2016 L	0.2500	19,200 per 12,000 units	18,950 per 12,000 units	2016/07/28	200,000,000	2016/02/23
62417	Bank of East Asia	CC Bank R Bull CBBC Feb 2017 A	0.2500	3.6800	3.8800	2017/02/13	60,000,000	2016/02/23
62416	Bank of East Asia	China Life R Bull CBBC Feb 2017 B	0.4500	13.3000	13.8800	2017/02/10	30,000,000	2016/02/23
62418	Bank of East Asia	A50 China R Bull CBBC Jan 2017 B	0.2500	7.5000	7.8000	2017/01/27	40,000,000	2016/02/23
62421	Bank of East Asia	Galaxy Ent R Bull CBBC Feb 2017 B	0.4000	21.0000	21.8000	2017/02/17	25,000,000	2016/02/23
62415	Bank of East Asia	HSBC Holdings R Bull CBBC Jan 2017 B	0.2500	38.30 per 100 units	39.80 per 100 units	2017/01/24	60,000,000	2016/02/23

Newly listed callable bull/bear contracts (continued)

Code	Issuer	Name of issue	Issue prices (HK\$)	Strike price (HKD) / Strike level per 10 units	Call price (HKD) / Call level per 10 units	Expiry date	No. of issue (units)	Listing date
62530	Goldman Sachs SP (Asia)	HSI R Bull CBBC Jun 2017 H	0.2620	18,800 per 10,000 units	19,000 per 10,000 units	2017/06/29	200,000,000	2016/02/23
62531	Goldman Sachs SP (Asia)	HSI R Bull CBBC Jun 2017 I	0.2710	18,500 per 10,000 units	18,700 per 10,000 units	2017/06/29	200,000,000	2016/02/23
62392	HK Bank	China Life R Bull CBBC Jul 2017 A	0.6000	11.3600	11.8600	2017/07/31	50,000,000	2016/02/23
62398	HK Bank	A50 R Bull CBBC Jan 2017 C	0.2500	8.3600	8.4600	2017/01/16	50,000,000	2016/02/23
62389	HK Bank	Great Wall Motor R Bull CBBC Dec 2016 B	0.2500	3.7600	4.2600	2016/12/19	40,000,000	2016/02/23
62400	HK Bank	HKEX R Bull CBBC Oct 2016 V	0.2500	159.86 per 100 units	161.86 per 100 units	2016/10/24	50,000,000	2016/02/23
62396	HK Bank	HSI R Bull CBBC Dec 2016 Q	0.2500	18,298 per 15,000 units	18,498 per 15,000 units	2016/12/29	150,000,000	2016/02/23
62385	HK Bank	Lenovo R Bull CBBC Dec 2017 A	0.2500	4.4600	4.6600	2017/12/29	40,000,000	2016/02/23
62382	HK Bank	PICC P&C R Bull CBBC Jul 2017 A	0.3000	9.3600	9.9600	2017/07/31	40,000,000	2016/02/23
62390	HK Bank	Ping An R Bull CBBC Dec 2016 G	0.2500	30.26 per 100 units	30.86 per 100 units	2016/12/05	50,000,000	2016/02/23
62393	HK Bank	TCH R Bear CBBC Nov 2016 D	0.2500	145.36 per 100 units	143.86 per 100 units	2016/11/28	40,000,000	2016/02/23
62527	J P Morgan SP BV	A50 China R Bull CBBC Mar 2017 B	0.2500	8.4800	8.6800	2017/03/17	80,000,000	2016/02/23
62529	J P Morgan SP BV	HSBC R Bull CBBC Jun 2017 B	0.2500	47.38 per 100 units	48.88 per 100 units	2017/06/16	120,000,000	2016/02/23
62486	J P Morgan SP BV	HSI R Bull CBBC Mar 2017 R	0.2500	19,028 per 10,000 units	19,228 per 10,000 units	2017/03/30	200,000,000	2016/02/23
62487	J P Morgan SP BV	HSI R Bull CBBC Apr 2017 N	0.2500	18,800 per 10,000 units	19,000 per 10,000 units	2017/04/27	200,000,000	2016/02/23
62483	J P Morgan SP BV	HSI R Bear CBBC May 2016 B	0.2500	19,200 per 10,000 units	19,000 per 10,000 units	2016/05/30	200,000,000	2016/02/23
62485	J P Morgan SP BV	HSI R Bear CBBC Jun 2016 M	0.2500	19,400 per 10,000 units	19,200 per 10,000 units	2016/06/29	200,000,000	2016/02/23
62493	J P Morgan SP BV	HSI R Bear CBBC Jul 2016 V	0.2500	19,888 per 10,000 units	19,688 per 10,000 units	2016/07/28	200,000,000	2016/02/23
62526	J P Morgan SP BV	Ping An R Bull CBBC Feb 2017 C	0.2500	30.88 per 100 units	31.88 per 100 units	2017/02/17	100,000,000	2016/02/23
62436	Macquarie Bank Ltd.	HSI R Bull CBBC Sep 2016 C	0.2500	18,350 per 15,000 units	18,550 per 15,000 units	2016/09/29	40,000,000	2016/02/23
62440	Macquarie Bank Ltd.	HSI R Bull CBBC Nov 2016 D	0.2500	18,200 per 20,000 units	18,400 per 20,000 units	2016/11/29	40,000,000	2016/02/23
62443	Macquarie Bank Ltd.	HSI R Bull CBBC Nov 2016 E	0.2550	17,900 per 20,000 units	18,100 per 20,000 units	2016/11/29	40,000,000	2016/02/23
62407	SGA Societe Generale Acceptance N.V.	HSI R Bull CBBC Oct16 J	0.2500	18,208 per 10,000 units	18,308 per 10,000 units	2016/10/28	200,000,000	2016/02/23
62410	SGA Societe Generale Acceptance N.V.	HSI R Bull CBBC Oct16 K	0.2500	18,658 per 10,000 units	18,858 per 10,000 units	2016/10/28	200,000,000	2016/02/23
62413	SGA Societe Generale Acceptance N.V.	HSI R Bull CBBC Oct16 L	0.2500	19,108 per 10,000 units	19,208 per 10,000 units	2016/10/28	200,000,000	2016/02/23
62409	SGA Societe Generale Acceptance N.V.	HSI R Bull CBBC Nov16 H	0.2500	18,608 per 10,000 units	18,708 per 10,000 units	2016/11/29	200,000,000	2016/02/23
62411	SGA Societe Generale Acceptance N.V.	HSI R Bull CBBC Dec16 U	0.2500	18,858 per 10,000 units	19,058 per 10,000 units	2016/12/29	200,000,000	2016/02/23
62406	SGA Societe Generale Acceptance N.V.	HSI R Bear CBBC May16 Z	0.2500	19,338 per 10,000 units	19,138 per 10,000 units	2016/05/30	200,000,000	2016/02/23
62402	SGA Societe Generale Acceptance N.V.	HSI R Bear CBBC Aug16 K	0.2500	19,088 per 10,000 units	18,988 per 10,000 units	2016/08/30	200,000,000	2016/02/23
62508	UBS AG	HS H-SH ETF R Bull CBBC Dec 2016 A	0.2500	73 per 100 units	75 per 100 units	2016/12/28	100,000,000	2016/02/23
62511	UBS AG	HS H-SH ETF R Bull CBBC Dec 2016 B	0.2500	66 per 100 units	68 per 100 units	2016/12/22	100,000,000	2016/02/23
62524	UBS AG	HSCEI R Bull CBBC Jun 2017 B	0.2500	7,550 per 10,000 units	7,750 per 10,000 units	2017/06/29	200,000,000	2016/02/23
62518	UBS AG	HSI R Bull CBBC Mar 2017 L	0.2500	18,450 per 10,000 units	18,650 per 10,000 units	2017/03/30	200,000,000	2016/02/23
62513	UBS AG	HSI R Bull CBBC Apr 2017 I	0.2500	18,950 per 10,000 units	19,150 per 10,000 units	2017/04/27	200,000,000	2016/02/23
62514	UBS AG	HSI R Bull CBBC Jun 2017 K	0.2500	18,800 per 10,000 units	19,000 per 10,000 units	2017/06/29	200,000,000	2016/02/23
62523	UBS AG	HSI R Bull CBBC Jul 2017 C	0.2500	18,100 per 10,000 units	18,300 per 10,000 units	2017/07/28	200,000,000	2016/02/23
62499	UBS AG	HSI R Bear CBBC May 2016 O	0.2500	19,200 per 10,000 units	19,000 per 10,000 units	2016/05/30	200,000,000	2016/02/23
62505	UBS AG	HSI R Bear CBBC May 2016 R	0.2500	19,400 per 10,000 units	19,200 per 10,000 units	2016/05/30	200,000,000	2016/02/23
62506	UBS AG	Tracker Fund R Bull CBBC Sep 2016 A	0.2500	17.9000	18.5000	2016/09/26	50,000,000	2016/02/23
62507	UBS AG	Tracker Fund R Bull CBBC Sep 2016 B	0.2500	17.5800	18.1800	2016/09/30	50,000,000	2016/02/23
62589	BNP Paribas Arbit Issu B.V.	HSI R Bear CBBC Jun 2016 Y	0.2500	19,200 per 10,000 units	19,000 per 10,000 units	2016/06/29	200,000,000	2016/02/24
62552	Credit Suisse AG	HSI R Bull CBBC Oct 2016 O	0.2500	18,900 per 10,000 units	19,100 per 10,000 units	2016/10/28	200,000,000	2016/02/24
62562	Credit Suisse AG	HSI R Bull CBBC Oct 2016 P	0.2500	18,500 per 10,000 units	18,700 per 10,000 units	2016/10/28	200,000,000	2016/02/24

Newly listed callable bull/bear contracts (continued)

Code	Issuer	Name of issue	Issue prices (HK\$)	Strike price (HKD) / Strike level per 10 units	Call price (HKD) / Call level per 10 units	Expiry date	No. of issue (units)	Listing date
62568	Credit Suisse AG	HSI R Bear CBBC May 2016 Z	0.2500	19,250 per 10,000 units	19,050 per 10,000 units	2016/05/30	200,000,000	2016/02/24
62566	Credit Suisse AG	HSI R Bear CBBC Jun 2016 R	0.2500	19,500 per 10,000 units	19,300 per 10,000 units	2016/06/29	200,000,000	2016/02/24
62590	Goldman Sachs SP (Asia)	HSI R Bear CBBC May 2016 O	0.2560	19,600 per 10,000 units	19,400 per 10,000 units	2016/05/30	200,000,000	2016/02/24
62591	Goldman Sachs SP (Asia)	HSI R Bear CBBC May 2016 P	0.2610	20,088 per 10,000 units	19,888 per 10,000 units	2016/05/30	200,000,000	2016/02/24
62536	HK Bank	CNOOC R Bull CBBC Nov 2016 K	0.2500	7.1600	7.3600	2016/11/21	50,000,000	2016/02/24
62534	HK Bank	Sinopec Corp R Bull CBBC Oct 2016 E	0.2500	3.9100	4.0600	2016/10/24	50,000,000	2016/02/24
62542	HK Bank	CSOP A50 ETF R Bull CBBC Mar 2017 H	0.2500	9.9600	10.0600	2017/03/10	50,000,000	2016/02/24
62543	HK Bank	A50 R Bull CBBC Mar 2017 G	0.2500	8.5600	8.6600	2017/03/10	50,000,000	2016/02/24
62547	HK Bank	HSCEI R Bull CBBC Dec 2016 J	0.2500	7,486 per 10,000 units	7,586 per 10,000 units	2016/12/29	60,000,000	2016/02/24
62544	HK Bank	HSI R Bull CBBC Nov 2016 T	0.2500	18,378 per 20,000 units	18,628 per 20,000 units	2016/11/29	400,000,000	2016/02/24
62533	HK Bank	PetCh R Bull CBBC Nov 2016 I	0.2500	4.3600	4.5600	2016/11/21	50,000,000	2016/02/24
62538	HK Bank	Ping An R Bull CBBC Oct 2016 L	0.3000	31.2600	31.8600	2016/10/24	40,000,000	2016/02/24
62578	J P Morgan SP BV	HSI R Bull CBBC Feb 2017 P	0.2500	18,900 per 10,000 units	19,100 per 10,000 units	2017/02/27	200,000,000	2016/02/24
62587	J P Morgan SP BV	HSI R Bull CBBC Jun 2017 F	0.2500	18,568 per 10,000 units	18,768 per 10,000 units	2017/06/29	150,000,000	2016/02/24
62583	J P Morgan SP BV	HSI R Bear CBBC Jun 2016 N	0.2500	19,148 per 10,000 units	18,948 per 10,000 units	2016/06/29	150,000,000	2016/02/24
62584	J P Morgan SP BV	HSI R Bear CBBC Jul 2016 W	0.2500	19,500 per 10,000 units	19,300 per 10,000 units	2016/07/28	200,000,000	2016/02/24
62551	SGA Societe Generale Acceptance N.V.	HSI R Bear CBBC May 16 H	0.2500	19,288 per 10,000 units	19,188 per 10,000 units	2016/05/30	200,000,000	2016/02/24
62571	UBS AG	HKEX R Bull CBBC Sep 2016 D	0.2500	149 per 100 units	154 per 100 units	2016/09/12	100,000,000	2016/02/24
62573	UBS AG	HSBC R Bear CBBC Sep 2016 A	0.2500	59.38 per 100 units	56.88 per 100 units	2016/09/19	100,000,000	2016/02/24
62570	UBS AG	HSI R Bull CBBC Nov 2016 Y	0.2500	18,900 per 10,000 units	19,100 per 10,000 units	2016/11/29	200,000,000	2016/02/24
62577	UBS AG	HSI R Bear CBBC May 2016 V	0.2500	19,750 per 12,000 units	19,550 per 12,000 units	2016/05/30	200,000,000	2016/02/24
62574	UBS AG	HSI R Bear CBBC Jun 2016 P	0.2500	19,250 per 12,000 units	19,050 per 12,000 units	2016/06/29	200,000,000	2016/02/24
62576	UBS AG	HSI R Bear CBBC Jun 2016 Q	0.2500	19,500 per 12,000 units	19,250 per 12,000 units	2016/06/29	200,000,000	2016/02/24
62625	BNP Paribas Arbit Issu B.V.	HSI R Bull CBBC Nov 2016 P	0.2500	19,100 per 10,000 units	19,300 per 10,000 units	2016/11/29	250,000,000	2016/02/25
62607	BNP Paribas Arbit Issu B.V.	HSI R Bear CBBC May 2016 E	0.2500	19,500 per 10,000 units	19,300 per 10,000 units	2016/05/30	200,000,000	2016/02/25
62611	BNP Paribas Arbit Issu B.V.	HSI R Bear CBBC Jun 2016 Z	0.2500	19,600 per 10,000 units	19,400 per 10,000 units	2016/06/29	200,000,000	2016/02/25
62621	Credit Suisse AG	HSI R Bull CBBC Nov 2016 P	0.2500	18,850 per 10,000 units	19,050 per 10,000 units	2016/11/29	200,000,000	2016/02/25
62622	Credit Suisse AG	HSI R Bull CBBC Nov 2016 R	0.2500	19,113 per 12,000 units	19,363 per 12,000 units	2016/11/29	200,000,000	2016/02/25
62620	Credit Suisse AG	HSI R Bear CBBC May 2016 T	0.2500	19,600 per 10,000 units	19,400 per 10,000 units	2016/05/30	200,000,000	2016/02/25
62618	Credit Suisse AG	HSI R Bear CBBC Jun 2016 V	0.2500	19,340 per 12,000 units	19,100 per 12,000 units	2016/06/29	200,000,000	2016/02/25
62648	Goldman Sachs SP (Asia)	HSI R Bull CBBC Jun 2017 J	0.2580	18,700 per 10,000 units	18,900 per 10,000 units	2017/06/29	200,000,000	2016/02/25
62649	Goldman Sachs SP (Asia)	HSI R Bull CBBC Jun 2017 K	0.2590	18,900 per 10,000 units	19,100 per 10,000 units	2017/06/29	200,000,000	2016/02/25
62650	Goldman Sachs SP (Asia)	HSI R Bull CBBC Jun 2017 L	0.2610	19,100 per 10,000 units	19,300 per 10,000 units	2017/06/29	200,000,000	2016/02/25
62595	HK Bank	Galaxy Ent R Bull CBBC Nov 2016 I	0.3500	22.0600	22.8600	2016/11/21	40,000,000	2016/02/25
62593	HK Bank	HSI R Bear CBBC Sep 2016 P	0.2500	19,388 per 15,000 units	19,188 per 15,000 units	2016/09/29	150,000,000	2016/02/25
62594	HK Bank	TCH R Bull CBBC Dec 2016 E	0.2500	133.86 per 100 units	135.36 per 100 units	2016/12/12	50,000,000	2016/02/25
62641	J P Morgan SP BV	COVS R Bull CBBC Jul 2017 A	0.5000	20.0800	20.8800	2017/07/21	20,000,000	2016/02/25
62639	J P Morgan SP BV	Galaxy Ent R Bull CBBC Jun 2017 A	0.2500	21.88 per 100 units	22.88 per 100 units	2017/06/16	100,000,000	2016/02/25
62640	J P Morgan SP BV	HKEX R Bull CBBC Jan 2017 D	0.2500	160.88 per 100 units	163.88 per 100 units	2017/01/20	40,000,000	2016/02/25
62636	J P Morgan SP BV	HSI R Bull CBBC Jun 2017 M	0.2500	19,163 per 10,000 units	19,363 per 10,000 units	2017/01/26	200,000,000	2016/02/25
62637	J P Morgan SP BV	HSI R Bull CBBC Jul 2017 D	0.2500	18,668 per 10,000 units	18,868 per 10,000 units	2017/07/28	200,000,000	2016/02/25
62643	J P Morgan SP BV	HSI R Bear CBBC May 2016 C	0.2500	19,600 per 10,000 units	19,400 per 10,000 units	2016/05/30	200,000,000	2016/02/25
62635	J P Morgan SP BV	HSI R Bear CBBC Jul 2016 X	0.2500	19,300 per 10,000 units	19,100 per 10,000 units	2016/07/28	200,000,000	2016/02/25

Newly listed callable bull/bear contracts (continued)

Code	Issuer	Name of issue	Issue prices (HK\$)	Strike price (HKD) / Strike level per 10 units	Call price (HKD) / Call level per 10 units	Expiry date	No. of issue (units)	Listing date
62613	Macquarie Bank Ltd.	HSI R Bull CBBC Sep 2016 D	0.2500	18,650 per 15,000 units	18,850 per 15,000 units	2016/09/29	40,000,000	2016/02/25
62612	Macquarie Bank Ltd.	HSI R Bull CBBC Nov 2016 F	0.2500	18,500 per 20,000 units	18,700 per 20,000 units	2016/11/29	40,000,000	2016/02/25
62614	SGA Societe Generale Acceptance N.V.	HSI R Bull CBBC Nov16 I	0.2500	18,758 per 10,000 units	18,958 per 10,000 units	2016/11/29	200,000,000	2016/02/25
62616	SGA Societe Generale Acceptance N.V.	HSI R Bull CBBC Dec16 V	0.2500	18,958 per 10,000 units	19,158 per 10,000 units	2016/12/29	200,000,000	2016/02/25
62617	SGA Societe Generale Acceptance N.V.	HSI R Bull CBBC Dec16 W	0.2500	19,208 per 10,000 units	19,308 per 10,000 units	2016/12/29	200,000,000	2016/02/25
62605	SGA Societe Generale Acceptance N.V.	HSI R Bear CBBC May16 U	0.2500	19,488 per 10,000 units	19,388 per 10,000 units	2016/05/30	200,000,000	2016/02/25
62603	SGA Societe Generale Acceptance N.V.	HSI R Bear CBBC Jun16 S	0.2500	19,388 per 10,000 units	19,288 per 10,000 units	2016/06/29	200,000,000	2016/02/25
62599	SGA Societe Generale Acceptance N.V.	HSI R Bear CBBC Jul16 Y	0.2500	19,238 per 10,000 units	19,038 per 10,000 units	2016/07/28	200,000,000	2016/02/25
62634	UBS AG	HSI R Bull CBBC Feb 2017 A	0.2500	18,850 per 12,000 units	19,050 per 12,000 units	2017/02/27	200,000,000	2016/02/25
62632	UBS AG	HSI R Bull CBBC Jun 2017 L	0.2500	19,150 per 12,000 units	19,350 per 12,000 units	2017/06/29	200,000,000	2016/02/25
62630	UBS AG	HSI R Bear CBBC May 2016 W	0.2500	19,300 per 10,000 units	19,100 per 10,000 units	2016/05/30	200,000,000	2016/02/25
62631	UBS AG	HSI R Bear CBBC Jun 2016 R	0.2500	19,500 per 10,000 units	19,300 per 10,000 units	2016/06/29	200,000,000	2016/02/25
62695	Credit Suisse AG	HSI R Bull CBBC Dec 2016 J	0.2500	19,100 per 10,000 units	19,300 per 10,000 units	2016/12/29	200,000,000	2016/02/26
62696	Credit Suisse AG	HSI R Bear CBBC Jul 2016 M	0.2500	19,488 per 12,000 units	19,258 per 12,000 units	2016/07/28	200,000,000	2016/02/26
62703	Goldman Sachs SP (Asia)	HSI R Bull CBBC Jun 2017 M	0.2590	19,000 per 10,000 units	19,200 per 10,000 units	2017/06/29	200,000,000	2016/02/26
62704	Goldman Sachs SP (Asia)	HSI R Bull CBBC Jun 2017 N	0.2630	18,688 per 10,000 units	18,888 per 10,000 units	2017/06/29	200,000,000	2016/02/26
62705	Goldman Sachs SP (Asia)	HSI R Bear CBBC May 2016 Q	0.2560	19,888 per 10,000 units	19,688 per 10,000 units	2016/05/30	200,000,000	2016/02/26
62665	HK Bank	AIA R Bull CBBC Dec 2016 B	0.3000	36.6600	37.2600	2016/12/19	40,000,000	2016/02/26
62663	HK Bank	CAM CSI300 R Bull CBBC Nov 2016 D	0.3500	34.2600	35.0600	2016/11/28	50,000,000	2016/02/26
62657	HK Bank	China Mobile R Bull CBBC Nov 2016 G	0.2500	80.66 per 100 units	81.86 per 100 units	2016/11/21	50,000,000	2016/02/26
62662	HK Bank	CC Bank R Bull CBBC Nov 2016 F	0.2500	4.2800	4.3600	2016/11/21	50,000,000	2016/02/26
62659	HK Bank	CNOOC R Bull CBBC Nov 2016 L	0.2500	7.5600	7.7600	2016/11/21	50,000,000	2016/02/26
62670	HK Bank	Great Wall Motor R Bull CBBC Jan 2017 A	0.2500	4.4600	4.9600	2017/01/16	40,000,000	2016/02/26
62661	HK Bank	HKEX R Bull CBBC Nov 2016 H	0.2500	163.86 per 100 units	165.86 per 100 units	2016/11/14	50,000,000	2016/02/26
62653	HK Bank	HSI R Bull CBBC Sep 2016 H	0.2500	19,098 per 15,000 units	19,298 per 15,000 units	2016/09/29	150,000,000	2016/02/26
62652	HK Bank	HSI R Bull CBBC Dec 2016 R	0.2500	18,898 per 15,000 units	19,098 per 15,000 units	2016/12/29	150,000,000	2016/02/26
62658	HK Bank	Sands China R Bull CBBC Nov 2016 C	0.4000	24.2600	25.0600	2016/11/28	40,000,000	2016/02/26
62701	J P Morgan SP BV	China Life R Bull CBBC Jul 2017 A	0.3000	16.3800	16.8800	2017/07/21	35,000,000	2016/02/26
62676	J P Morgan SP BV	HSI R Bull CBBC Feb 2017 Q	0.2500	19,100 per 10,000 units	19,300 per 10,000 units	2017/02/27	200,000,000	2016/02/26
62697	J P Morgan SP BV	HSI R Bull CBBC Jul 2017 E	0.2500	18,468 per 10,000 units	18,668 per 10,000 units	2017/07/28	150,000,000	2016/02/26
62699	J P Morgan SP BV	HSI R Bear CBBC May 2016 G	0.2500	19,488 per 10,000 units	19,288 per 10,000 units	2016/05/30	150,000,000	2016/02/26
62686	SGA Societe Generale Acceptance N.V.	HSI R Bull CBBC Oct16 N	0.2500	18,908 per 10,000 units	19,008 per 10,000 units	2016/10/28	200,000,000	2016/02/26
62688	SGA Societe Generale Acceptance N.V.	HSI R Bear CBBC Jul16 Z	0.2500	19,538 per 10,000 units	19,338 per 10,000 units	2016/07/28	200,000,000	2016/02/26
62693	UBS AG	HSI R Bull CBBC Apr 2017 J	0.2500	19,100 per 10,000 units	19,300 per 10,000 units	2017/04/27	200,000,000	2016/02/26
62694	UBS AG	HSI R Bear CBBC May 2016 Z	0.2500	19,550 per 12,000 units	19,350 per 12,000 units	2016/05/30	200,000,000	2016/02/26
62716	BNP Paribas Arbit Issu B.V.	HSI R Bull CBBC Nov 2016 C	0.2500	19,300 per 10,000 units	19,500 per 10,000 units	2016/11/29	250,000,000	2016/02/29
62715	BNP Paribas Arbit Issu B.V.	HSI R Bull CBBC Dec 2016 L	0.2500	19,200 per 10,000 units	19,400 per 10,000 units	2016/12/29	250,000,000	2016/02/29
62706	BNP Paribas Arbit Issu B.V.	HSI R Bear CBBC Jul 2016 B	0.2500	19,700 per 10,000 units	19,500 per 10,000 units	2016/07/28	200,000,000	2016/02/29
62730	Credit Suisse AG	HKEX R Bull CBBC Oct 2016 A	0.2500	163.60 per 100 units	166.60 per 100 units	2016/10/28	60,000,000	2016/02/29
62739	Credit Suisse AG	HSI R Bull CBBC Dec 2016 K	0.2500	18,968 per 10,000 units	19,168 per 10,000 units	2016/12/29	200,000,000	2016/02/29
62740	Credit Suisse AG	HSI R Bull CBBC Dec 2016 L	0.2500	19,264 per 10,000 units	19,464 per 10,000 units	2016/12/29	200,000,000	2016/02/29
62714	Credit Suisse AG	HSI R Bear CBBC May 2016 W	0.2500	19,550 per 10,000 units	19,350 per 10,000 units	2016/05/30	200,000,000	2016/02/29
62751	Goldman Sachs SP (Asia)	HSI R Bull CBBC Jun 2017 O	0.2560	19,250 per 10,000 units	19,450 per 10,000 units	2017/06/29	200,000,000	2016/02/29

Newly listed callable bull/bear contracts (continued)

Code	Issuer	Name of issue	Issue prices (HK\$)	Strike price (HKD) / Strike level per 10 units	Call price (HKD) / Call level per 10 units	Expiry date	No. of issue (units)	Listing date
62752	Goldman Sachs SP (Asia)	HSI R Bull CBBC Jun 2017 P	0.2610	18,950 per 10,000 units	19,150 per 10,000 units	2017/06/29	200,000,000	2016/02/29
62764	Goldman Sachs SP (Asia)	HSI R Bear CBBC May 2016 R	0.2510	19,750 per 10,000 units	19,550 per 10,000 units	2016/05/30	200,000,000	2016/02/29
62742	J P Morgan SP BV	CSOP A50 ETF R Bull CBBC May 2017 A	0.2500	10.0300	10.2800	2017/05/19	60,000,000	2016/02/29
62720	J P Morgan SP BV	HSI R Bull CBBC Feb 2017 R	0.2500	19,300 per 10,000 units	19,500 per 10,000 units	2017/02/27	200,000,000	2016/02/29
62726	J P Morgan SP BV	HSI R Bull CBBC Apr 2017 O	0.2500	18,968 per 10,000 units	19,168 per 10,000 units	2017/04/27	150,000,000	2016/02/29
62724	J P Morgan SP BV	HSI R Bear CBBC May 2016 A	0.2500	20,348 per 10,000 units	20,148 per 10,000 units	2016/05/30	200,000,000	2016/02/29
62721	J P Morgan SP BV	HSI R Bear CBBC May 2016 Z	0.2500	19,948 per 10,000 units	19,748 per 10,000 units	2016/05/30	200,000,000	2016/02/29
62718	J P Morgan SP BV	HSI R Bear CBBC Jun 2016 H	0.2500	19,548 per 10,000 units	19,348 per 10,000 units	2016/06/29	150,000,000	2016/02/29
62741	J P Morgan SP BV	Ping An R Bull CBBC May 2017 B	0.2500	31.88 per 100 units	32.88 per 100 units	2017/05/19	100,000,000	2016/02/29
62711	SGA Societe Generale Acceptance N.V.	HSI R Bull CBBC Nov16 J	0.2500	19,158 per 10,000 units	19,258 per 10,000 units	2016/11/29	200,000,000	2016/02/29
62712	SGA Societe Generale Acceptance N.V.	HSI R Bull CBBC Dec16 X	0.2500	19,358 per 10,000 units	19,458 per 10,000 units	2016/12/29	200,000,000	2016/02/29
62746	UBS AG	HSI R Bull CBBC Jun 2016 T	0.2500	19,300 per 10,000 units	19,500 per 10,000 units	2016/06/29	200,000,000	2016/02/29
62748	UBS AG	HSI R Bull CBBC Nov 2016 Z	0.2500	19,000 per 12,000 units	19,250 per 12,000 units	2016/11/29	200,000,000	2016/02/29
62745	UBS AG	HSI R Bear CBBC May 2016 S	0.2500	19,650 per 10,000 units	19,450 per 10,000 units	2016/05/30	200,000,000	2016/02/29
62795	Credit Suisse AG	HSI R Bull CBBC Oct 2016 Q	0.2500	19,200 per 10,000 units	19,400 per 10,000 units	2016/10/28	200,000,000	2016/03/01
62796	Credit Suisse AG	HSI R Bull CBBC Oct 2016 R	0.2500	18,750 per 10,000 units	18,950 per 10,000 units	2016/10/28	200,000,000	2016/03/01
62797	Credit Suisse AG	HSI R Bear CBBC Jun 2016 N	0.2500	19,650 per 10,000 units	19,450 per 10,000 units	2016/06/29	200,000,000	2016/03/01
62789	HK Bank	CUni R Bull CBBC Dec 2016 B	0.2500	7.8600	8.0600	2016/12/19	40,000,000	2016/03/01
62783	HK Bank	China Life R Bull CBBC Nov 2016 E	0.2500	16.3600	16.8600	2016/11/14	50,000,000	2016/03/01
62774	HK Bank	CSOP A50 ETF R Bull CBBC Jan 2017 B	0.2500	10.2600	10.3600	2017/01/16	50,000,000	2016/03/01
62792	HK Bank	A50 R Bull CBBC Mar 2017 H	0.2500	8.8600	8.9600	2017/03/27	50,000,000	2016/03/01
62768	HK Bank	Galaxy Ent R Bull CBBC May 2017 A	0.2800	23.8600	24.6600	2017/05/29	40,000,000	2016/03/01
62784	HK Bank	HKEX R Bull CBBC Oct 2016 W	0.2500	166.86 per 100 units	168.86 per 100 units	2016/10/31	50,000,000	2016/03/01
62770	HK Bank	HS H-SH ETF R Bull CBBC Mar 2017 A	0.2500	75.26 per 100 units	76.26 per 100 units	2017/03/06	50,000,000	2016/03/01
62772	HK Bank	HSCEI R Bull CBBC Oct 2016 P	0.2500	7,896 per 10,000 units	7,996 per 10,000 units	2016/10/28	60,000,000	2016/03/01
62771	HK Bank	HSI R Bull CBBC Dec 2016 S	0.2500	18,198 per 15,000 units	18,398 per 15,000 units	2016/12/29	150,000,000	2016/03/01
62782	HK Bank	Ping An R Bull CBBC Dec 2016 H	0.2500	32.7600	33.3600	2016/12/12	50,000,000	2016/03/01
62767	HK Bank	SHK Ppt R Bull CBBC Jan 2017 C	0.2500	78.56 per 100 units	80.06 per 100 units	2017/01/23	40,000,000	2016/03/01
62803	J P Morgan SP BV	AIA R Bull CBBC Jan 2017 C	0.2500	37.88 per 100 units	38.88 per 100 units	2017/01/20	150,000,000	2016/03/01
62798	J P Morgan SP BV	HSI R Bull CBBC Mar 2017 S	0.2500	19,200 per 10,000 units	19,400 per 10,000 units	2017/03/30	200,000,000	2016/03/01
62799	J P Morgan SP BV	HSI R Bull CBBC Mar 2017 T	0.2500	18,868 per 10,000 units	19,068 per 10,000 units	2017/03/30	150,000,000	2016/03/01
62800	J P Morgan SP BV	HSI R Bear CBBC Jun 2016 O	0.2500	19,700 per 10,000 units	19,500 per 10,000 units	2016/06/29	200,000,000	2016/03/01
62801	J P Morgan SP BV	HSI R Bear CBBC Aug 2016 I	0.2500	20,148 per 10,000 units	19,948 per 10,000 units	2016/08/30	150,000,000	2016/03/01
62802	J P Morgan SP BV	Tencent R Bull CBBC Apr 2017 A	0.2500	133.38 per 100 units	135.88 per 100 units	2017/04/21	60,000,000	2016/03/01
62793	SGA Societe Generale Acceptance N.V.	HSI R Bull CBBC Oct16 M	0.2500	19,308 per 10,000 units	19,408 per 10,000 units	2016/10/28	200,000,000	2016/03/01
62794	SGA Societe Generale Acceptance N.V.	HSI R Bear CBBC Aug16 L	0.2500	19,588 per 10,000 units	19,488 per 10,000 units	2016/08/30	200,000,000	2016/03/01
62804	UBS AG	HSI R Bull CBBC Jun 2017 M	0.2500	19,250 per 10,000 units	19,450 per 10,000 units	2017/06/29	200,000,000	2016/03/01
62805	UBS AG	HSI R Bear CBBC Jun 2016 S	0.2500	19,600 per 10,000 units	19,400 per 10,000 units	2016/06/29	200,000,000	2016/03/01
62807	BNP Paribas Arbit Issu B.V.	HSI R Bull CBBC Nov 2016 F	0.2500	18,900 per 10,000 units	19,100 per 10,000 units	2016/11/29	250,000,000	2016/03/02
62808	BNP Paribas Arbit Issu B.V.	HSI R Bull CBBC Dec 2016 W	0.2500	19,000 per 10,000 units	19,200 per 10,000 units	2016/12/29	250,000,000	2016/03/02
62818	BNP Paribas Arbit Issu B.V.	HSI R Bear CBBC Jun 2016 I	0.2500	19,400 per 10,000 units	19,200 per 10,000 units	2016/06/29	200,000,000	2016/03/02
62827	Credit Suisse AG	HSI R Bull CBBC Nov 2016 S	0.2500	19,050 per 10,000 units	19,250 per 10,000 units	2016/11/29	200,000,000	2016/03/02
62828	Credit Suisse AG	HSI R Bull CBBC Dec 2016 A	0.2500	18,350 per 10,000 units	18,550 per 10,000 units	2016/12/29	200,000,000	2016/03/02

Newly listed callable bull/bear contracts (continued)

Code	Issuer	Name of issue	Issue prices (HK\$)	Strike price (HKD) / Strike level per 10 units	Call price (HKD) / Call level per 10 units	Expiry date	No. of issue (units)	Listing date
62829	Credit Suisse AG	HSI R Bear CBBC Jun 2016 W	0.2500	19,350 per 10,000 units	19,150 per 10,000 units	2016/06/29	200,000,000	2016/03/02
62830	Credit Suisse AG	HSI R Bear CBBC Jul 2016 N	0.2500	19,700 per 10,000 units	19,500 per 10,000 units	2016/07/28	200,000,000	2016/03/02
62851	Goldman Sachs SP (Asia)	HSI R Bull CBBC Jun 2017 Q	0.2550	18,188 per 10,000 units	18,388 per 10,000 units	2017/06/29	200,000,000	2016/03/02
62817	Goldman Sachs SP (Asia)	HSI R Bear CBBC Jul 2016 A	0.2540	19,328 per 10,000 units	19,128 per 10,000 units	2016/07/28	200,000,000	2016/03/02
62852	Goldman Sachs SP (Asia)	HSI R Bear CBBC Jul 2016 B	0.2550	19,988 per 10,000 units	19,788 per 10,000 units	2016/07/28	200,000,000	2016/03/02
62853	J P Morgan SP BV	CNOOC R Bull CBBC May 2017 A	0.2500	6.8800	7.1800	2017/05/19	68,000,000	2016/03/02
62854	J P Morgan SP BV	CNOOC R Bear CBBC Feb 2017 A	0.2500	8.9800	8.6800	2017/02/17	68,000,000	2016/03/02
62816	J P Morgan SP BV	HSI R Bull CBBC Jan 2017 R	0.2500	19,000 per 10,000 units	19,200 per 10,000 units	2017/01/26	200,000,000	2016/03/02
62850	J P Morgan SP BV	HSI R Bull CBBC Mar 2017 U	0.2500	18,368 per 10,000 units	18,568 per 10,000 units	2017/03/30	150,000,000	2016/03/02
62843	J P Morgan SP BV	HSI R Bear CBBC Jun 2016 P	0.2500	19,400 per 10,000 units	19,200 per 10,000 units	2016/06/29	200,000,000	2016/03/02
62844	J P Morgan SP BV	HSI R Bear CBBC Jul 2016 Y	0.2500	19,648 per 10,000 units	19,448 per 10,000 units	2016/07/28	150,000,000	2016/03/02
62812	SGA Societe Generale Acceptance N.V.	HSI R Bull CBBC Oct16 O	0.2500	19,108 per 10,000 units	19,208 per 10,000 units	2016/10/28	200,000,000	2016/03/02
62814	SGA Societe Generale Acceptance N.V.	HSI R Bull CBBC Nov16 K	0.2500	19,158 per 10,000 units	19,358 per 10,000 units	2016/11/29	200,000,000	2016/03/02
62815	SGA Societe Generale Acceptance N.V.	HSI R Bear CBBC Jul16 I	0.2500	19,638 per 10,000 units	19,438 per 10,000 units	2016/07/28	200,000,000	2016/03/02
62819	UBS AG	HSI R Bull CBBC Apr 2017 K	0.2500	19,200 per 10,000 units	19,400 per 10,000 units	2017/04/27	200,000,000	2016/03/02
62821	UBS AG	HSI R Bull CBBC Jun 2017 N	0.2500	19,000 per 10,000 units	19,200 per 10,000 units	2017/06/29	200,000,000	2016/03/02
62822	UBS AG	HSI R Bear CBBC Jun 2016 T	0.2500	19,350 per 10,000 units	19,150 per 10,000 units	2016/06/29	200,000,000	2016/03/02
62826	UBS AG	HSI R Bear CBBC Jun 2016 U	0.2500	19,700 per 10,000 units	19,500 per 10,000 units	2016/06/29	200,000,000	2016/03/02
62869	BNP Paribas Arbit Issu B.V.	HSI R Bull CBBC Nov 2016 Y	0.2500	18,700 per 10,000 units	18,900 per 10,000 units	2016/11/29	250,000,000	2016/03/03
62861	BNP Paribas Arbit Issu B.V.	HSI R Bull CBBC Dec 2016 B	0.2500	18,800 per 10,000 units	19,000 per 10,000 units	2016/12/29	250,000,000	2016/03/03
62870	BNP Paribas Arbit Issu B.V.	HSI R Bear CBBC Jun 2016 J	0.2500	19,200 per 10,000 units	19,000 per 10,000 units	2016/06/29	200,000,000	2016/03/03
62880	Credit Suisse AG	HSI R Bull CBBC Oct 2016 G	0.2500	18,900 per 10,000 units	19,100 per 10,000 units	2016/10/28	200,000,000	2016/03/03
62883	Credit Suisse AG	HSI R Bull CBBC Nov 2016 E	0.2500	18,700 per 10,000 units	18,900 per 10,000 units	2016/11/29	200,000,000	2016/03/03
62888	Credit Suisse AG	HSI R Bear CBBC Jun 2016 X	0.2500	19,089 per 10,000 units	18,889 per 10,000 units	2016/06/29	200,000,000	2016/03/03
62890	Credit Suisse AG	HSI R Bear CBBC Jul 2016 O	0.2500	19,400 per 10,000 units	19,200 per 10,000 units	2016/07/28	200,000,000	2016/03/03
62862	Goldman Sachs SP (Asia)	HSI R Bear CBBC Jul 2016 C	0.2560	19,188 per 10,000 units	18,988 per 10,000 units	2016/07/28	200,000,000	2016/03/03
62925	Goldman Sachs SP (Asia)	HSI R Bear CBBC Jul 2016 D	0.2560	19,450 per 10,000 units	19,250 per 10,000 units	2016/07/28	200,000,000	2016/03/03
62860	HK Bank	HSCEI R Bear CBBC Dec 2016 B	0.2500	8,486 per 10,000 units	8,386 per 10,000 units	2016/12/29	50,000,000	2016/03/03
62856	HK Bank	HSI R Bear CBBC Nov 2016 F	0.2500	19,678 per 20,000 units	19,428 per 20,000 units	2016/11/29	400,000,000	2016/03/03
62857	HK Bank	HSI R Bear CBBC Dec 2016 F	0.2500	19,788 per 15,000 units	19,588 per 15,000 units	2016/12/29	150,000,000	2016/03/03
62924	J P Morgan SP BV	HSBC R Bear CBBC Dec 2016 A	0.2500	54.88 per 100 units	52.88 per 100 units	2016/12/16	120,000,000	2016/03/03
62916	J P Morgan SP BV	HSI R Bull CBBC Feb 2017 S	0.2500	18,900 per 10,000 units	19,100 per 10,000 units	2017/02/27	200,000,000	2016/03/03
62917	J P Morgan SP BV	HSI R Bull CBBC Mar 2017 V	0.2500	18,700 per 10,000 units	18,900 per 10,000 units	2017/03/30	200,000,000	2016/03/03
62918	J P Morgan SP BV	HSI R Bull CBBC Jun 2017 G	0.2500	18,268 per 10,000 units	18,468 per 10,000 units	2017/06/29	150,000,000	2016/03/03
62922	J P Morgan SP BV	HSI R Bear CBBC Jun 2016 Q	0.2500	19,089 per 10,000 units	18,889 per 10,000 units	2016/06/29	200,000,000	2016/03/03
62923	J P Morgan SP BV	HSI R Bear CBBC Jul 2016 Z	0.2500	19,300 per 10,000 units	19,100 per 10,000 units	2016/07/28	200,000,000	2016/03/03
62875	Macquarie Bank Ltd.	HSI R Bear CBBC Aug 2016 H	0.2500	19,650 per 15,000 units	19,450 per 15,000 units	2016/08/30	40,000,000	2016/03/03
62873	Macquarie Bank Ltd.	HSI R Bear CBBC Oct 2016 B	0.2500	20,050 per 20,000 units	19,850 per 20,000 units	2016/10/28	40,000,000	2016/03/03
62863	SGA Societe Generale Acceptance N.V.	HSI R Bull CBBC Oct16 S	0.2500	18,358 per 10,000 units	18,558 per 10,000 units	2016/10/28	200,000,000	2016/03/03
62872	SGA Societe Generale Acceptance N.V.	HSI R Bull CBBC Dec16 I	0.2500	18,808 per 10,000 units	18,908 per 10,000 units	2016/12/29	200,000,000	2016/03/03
62865	SGA Societe Generale Acceptance N.V.	HSI R Bear CBBC Jul16 L	0.2500	19,088 per 10,000 units	18,988 per 10,000 units	2016/07/28	200,000,000	2016/03/03
62868	SGA Societe Generale Acceptance N.V.	HSI R Bear CBBC Jul16 M	0.2500	19,288 per 10,000 units	19,188 per 10,000 units	2016/07/28	200,000,000	2016/03/03
62904	UBS AG	HSI R Bull CBBC May 2017 A	0.2500	18,950 per 10,000 units	19,150 per 10,000 units	2017/05/29	200,000,000	2016/03/03

Newly listed callable bull/bear contracts (continued)

Code	Issuer	Name of issue	Issue prices (HK\$)	Strike price (HKD) / Strike level per 10 units	Call price (HKD) / Call level per 10 units	Expiry date	No. of issue (units)	Listing date
62910	UBS AG	HSI R Bull CBBC Jun 2017 O	0.2500	18,800 per 10,000 units	19,000 per 10,000 units	2017/06/29	200,000,000	2016/03/03
62913	UBS AG	HSI R Bear CBBC Jun 2016 V	0.2500	19,100 per 10,000 units	18,900 per 10,000 units	2016/06/29	200,000,000	2016/03/03
62914	UBS AG	HSI R Bear CBBC Jun 2016 W	0.2500	19,250 per 12,000 units	19,050 per 12,000 units	2016/06/29	200,000,000	2016/03/03
62915	UBS AG	HSI R Bear CBBC Jul 2016 A	0.2500	19,400 per 10,000 units	19,200 per 10,000 units	2016/07/28	200,000,000	2016/03/03
62950	BNP Paribas Arbit Issu B.V.	HSI R Bull CBBC Nov 2016 H	0.2500	19,100 per 10,000 units	19,300 per 10,000 units	2016/11/29	250,000,000	2016/03/04
62943	BNP Paribas Arbit Issu B.V.	HSI R Bear CBBC Jun 2016 K	0.2500	19,600 per 10,000 units	19,400 per 10,000 units	2016/06/29	200,000,000	2016/03/04
62942	BNP Paribas Arbit Issu B.V.	HSI R Bear CBBC Jul 2016 C	0.2500	19,500 per 10,000 units	19,300 per 10,000 units	2016/07/28	200,000,000	2016/03/04
62946	Credit Suisse AG	HSI R Bull CBBC Nov 2016 T	0.2500	18,800 per 10,000 units	19,000 per 10,000 units	2016/11/29	200,000,000	2016/03/04
62947	Credit Suisse AG	HSI R Bull CBBC Dec 2016 R	0.2500	19,124 per 12,000 units	19,364 per 12,000 units	2016/12/29	200,000,000	2016/03/04
62945	Credit Suisse AG	HSI R Bear CBBC Jun 2016 Y	0.2500	19,500 per 10,000 units	19,300 per 10,000 units	2016/06/29	200,000,000	2016/03/04
62944	Credit Suisse AG	HSI R Bear CBBC Jul 2016 P	0.2500	19,240 per 12,000 units	19,000 per 12,000 units	2016/07/28	200,000,000	2016/03/04
62941	Goldman Sachs SP (Asia)	HSI R Bull CBBC May 2017 A	0.2600	18,950 per 10,000 units	19,150 per 10,000 units	2017/05/29	200,000,000	2016/03/04
62998	Goldman Sachs SP (Asia)	HSI R Bull CBBC May 2017 B	0.2530	19,050 per 10,000 units	19,250 per 10,000 units	2017/05/29	200,000,000	2016/03/04
62997	J P Morgan SP BV	China Life R Bear CBBC Jan 2017 A	0.4500	21.3800	20.8800	2017/01/20	35,000,000	2016/03/04
62982	J P Morgan SP BV	Galaxy Ent R Bear CBBC Jan 2017 A	0.2500	34.88 per 100 units	32.88 per 100 units	2017/01/20	120,000,000	2016/03/04
62980	J P Morgan SP BV	HSI R Bull CBBC Dec 2016 O	0.2500	19,100 per 10,000 units	19,300 per 10,000 units	2016/12/29	200,000,000	2016/03/04
62979	J P Morgan SP BV	HSI R Bull CBBC Apr 2017 P	0.2500	18,800 per 10,000 units	19,000 per 10,000 units	2017/04/27	200,000,000	2016/03/04
62977	J P Morgan SP BV	HSI R Bear CBBC Jun 2016 R	0.2500	19,200 per 10,000 units	19,000 per 10,000 units	2016/06/29	200,000,000	2016/03/04
62978	J P Morgan SP BV	HSI R Bear CBBC Jul 2016 K	0.2500	19,500 per 10,000 units	19,300 per 10,000 units	2016/07/28	200,000,000	2016/03/04
62994	J P Morgan SP BV	Sands China R Bear CBBC Dec 2016 A	0.2500	32.88 per 100 units	30.88 per 100 units	2016/12/16	120,000,000	2016/03/04
62933	SGA Societe Generale Acceptance N.V.	CSA50 R Bull CBBC Nov16A	0.2500	9.2800	9.4800	2016/11/29	100,000,000	2016/03/04
62930	SGA Societe Generale Acceptance N.V.	CSA50 R Bull CBBC Feb17C	0.2500	8.8800	9.0800	2017/02/27	100,000,000	2016/03/04
62935	SGA Societe Generale Acceptance N.V.	A50 R Bull CBBC Apr17 B	0.2500	7.4800	7.6800	2017/04/27	100,000,000	2016/03/04
62952	SGA Societe Generale Acceptance N.V.	HSI R Bull CBBC Dec16 H	0.2500	19,208 per 10,000 units	19,308 per 10,000 units	2016/12/29	200,000,000	2016/03/04
62951	SGA Societe Generale Acceptance N.V.	HSI R Bull CBBC Dec16 J	0.2500	19,008 per 10,000 units	19,108 per 10,000 units	2016/12/29	200,000,000	2016/03/04
62938	SGA Societe Generale Acceptance N.V.	HSI R Bear CBBC Aug16 M	0.2500	19,138 per 10,000 units	18,938 per 10,000 units	2016/08/30	200,000,000	2016/03/04
62940	SGA Societe Generale Acceptance N.V.	HSI R Bear CBBC Aug16 N	0.2500	19,338 per 10,000 units	19,138 per 10,000 units	2016/08/30	200,000,000	2016/03/04
62975	UBS AG	HSI R Bull CBBC Apr 2017 L	0.2500	18,900 per 10,000 units	19,100 per 10,000 units	2017/04/27	200,000,000	2016/03/04
62976	UBS AG	HSI R Bull CBBC Apr 2017 M	0.2500	18,750 per 10,000 units	18,950 per 10,000 units	2017/04/27	200,000,000	2016/03/04
62974	UBS AG	HSI R Bull CBBC Jun 2017 P	0.2500	19,150 per 10,000 units	19,350 per 10,000 units	2017/06/29	200,000,000	2016/03/04
62960	UBS AG	HSI R Bear CBBC Jun 2016 X	0.2500	19,150 per 10,000 units	18,950 per 10,000 units	2016/06/29	200,000,000	2016/03/04
62970	UBS AG	HSI R Bear CBBC Jul 2016 B	0.2500	19,300 per 10,000 units	19,100 per 10,000 units	2016/07/28	200,000,000	2016/03/04
62972	UBS AG	HSI R Bear CBBC Jul 2016 C	0.2500	19,500 per 12,000 units	19,250 per 12,000 units	2016/07/28	200,000,000	2016/03/04
63022	Credit Suisse AG	HSI R Bull CBBC Oct 2016 K	0.2500	19,100 per 10,000 units	19,300 per 10,000 units	2016/10/28	200,000,000	2016/03/07
63024	Credit Suisse AG	HSI R Bear CBBC Aug 2016 D	0.2500	19,490 per 12,000 units	19,250 per 12,000 units	2016/08/30	200,000,000	2016/03/07
63020	Bank of East Asia	Galaxy Ent R Bear CBBC Feb 2017 A	0.2500	34.27 per 100 units	32.27 per 100 units	2017/02/27	40,000,000	2016/03/07
63021	Bank of East Asia	Great Wall Motor R Bull CBBC Mar 2017 A	0.2500	4.5800	4.9800	2017/03/03	40,000,000	2016/03/07
63008	J P Morgan SP BV	HSI R Bull CBBC Dec 2016 Q	0.2500	18,968 per 10,000 units	19,168 per 10,000 units	2016/12/29	150,000,000	2016/03/07
63019	J P Morgan SP BV	HSI R Bear CBBC Jun 2016 S	0.2500	19,600 per 10,000 units	19,400 per 10,000 units	2016/06/29	200,000,000	2016/03/07
62999	Macquarie Bank Ltd.	HSI R Bear CBBC Sep 2016 B	0.2500	20,550 per 20,000 units	20,350 per 20,000 units	2016/09/29	40,000,000	2016/03/07
63000	SGA Societe Generale Acceptance N.V.	HSI R Bull CBBC Nov16 L	0.2500	18,758 per 10,000 units	18,958 per 10,000 units	2016/11/29	200,000,000	2016/03/07
63001	SGA Societe Generale Acceptance N.V.	HSI R Bull CBBC Nov16 M	0.2500	18,958 per 10,000 units	19,158 per 10,000 units	2016/11/29	200,000,000	2016/03/07
63003	SGA Societe Generale Acceptance N.V.	HSI R Bear CBBC Aug16 O	0.2500	19,438 per 10,000 units	19,238 per 10,000 units	2016/08/30	200,000,000	2016/03/07

Newly listed callable bull/bear contracts (continued)

Code	Issuer	Name of issue	Issue prices (HK\$)	Strike price (HKD) / Strike level per 10 units	Call price (HKD) / Call level per 10 units	Expiry date	No. of issue (units)	Listing date
63005	SGA Societe Generale Acceptance N.V.	HSI R Bear CBBC Aug16 P	0.2500	19,488 per 10,000 units	19,388 per 10,000 units	2016/08/30	200,000,000	2016/03/07
63026	UBS AG	HSI R Bull CBBC Nov 2016 J	0.2500	18,850 per 12,000 units	19,050 per 12,000 units	2016/11/29	200,000,000	2016/03/07
63025	UBS AG	HSI R Bull CBBC May 2017 B	0.2500	19,100 per 10,000 units	19,300 per 10,000 units	2017/05/29	200,000,000	2016/03/07
63027	UBS AG	HSI R Bear CBBC Jun 2016 Y	0.2500	19,500 per 10,000 units	19,300 per 10,000 units	2016/06/29	200,000,000	2016/03/07
63050	BNP Paribas Arbit Issu B.V.	HSI R Bull CBBC Dec 2016 M	0.2500	19,200 per 10,000 units	19,400 per 10,000 units	2016/12/29	250,000,000	2016/03/08
63052	Credit Suisse AG	HSI R Bull CBBC Jan 2017 F	0.2500	19,207 per 10,000 units	19,407 per 10,000 units	2017/01/26	200,000,000	2016/03/08
63058	Credit Suisse AG	HSI R Bull CBBC Jan 2017 G	0.2500	18,850 per 10,000 units	19,050 per 10,000 units	2017/01/26	200,000,000	2016/03/08
63038	Credit Suisse AG	HSI R Bear CBBC Aug 2016 E	0.2500	19,358 per 12,000 units	19,118 per 12,000 units	2016/08/30	200,000,000	2016/03/08
63029	HK Bank	HSCEI R Bear CBBC Nov 2016 D	0.2500	8,186 per 10,000 units	8,086 per 10,000 units	2016/11/29	50,000,000	2016/03/08
63028	HK Bank	HSI R Bear CBBC Nov 2016 G	0.2500	19,488 per 15,000 units	19,288 per 15,000 units	2016/11/29	150,000,000	2016/03/08
63036	HK Bank	ICBC R Bull CBBC Aug 2017 A	0.2500	2.5600	2.6600	2017/08/28	50,000,000	2016/03/08
63034	HK Bank	PICC P&C R Bull CBBC Oct 2017 A	0.3500	8.4600	9.0600	2017/10/30	40,000,000	2016/03/08
63048	J P Morgan SP BV	China Life R Bull CBBC Jul 2017 B	0.3500	13.7800	14.2800	2017/07/21	40,000,000	2016/03/08
63045	J P Morgan SP BV	HSI R Bull CBBC Dec 2016 Z	0.2500	18,768 per 10,000 units	18,968 per 10,000 units	2016/12/29	150,000,000	2016/03/08
63044	J P Morgan SP BV	HSI R Bull CBBC Feb 2017 T	0.2500	19,200 per 10,000 units	19,400 per 10,000 units	2017/02/27	200,000,000	2016/03/08
63046	J P Morgan SP BV	HSI R Bear CBBC Aug 2016 J	0.2500	19,848 per 10,000 units	19,648 per 10,000 units	2016/08/30	150,000,000	2016/03/08
63039	SGA Societe Generale Acceptance N.V.	HSI R Bull CBBC Nov16 U	0.2500	18,858 per 10,000 units	19,058 per 10,000 units	2016/11/29	200,000,000	2016/03/08
63040	SGA Societe Generale Acceptance N.V.	HSI R Bear CBBC Jul16 G	0.2500	19,388 per 10,000 units	19,288 per 10,000 units	2016/07/28	200,000,000	2016/03/08
63043	UBS AG	HSI R Bull CBBC Feb 2017 B	0.2500	19,000 per 12,000 units	19,250 per 12,000 units	2017/02/27	200,000,000	2016/03/08
63041	UBS AG	HSI R Bear CBBC Jul 2016 D	0.2500	19,550 per 10,000 units	19,350 per 10,000 units	2016/07/28	200,000,000	2016/03/08
63064	BNP Paribas Arbit Issu B.V.	CSOP A50 ETF R Bull CBBC Dec16D	0.2500	9.7000	10.0000	2016/12/30	100,000,000	2016/03/09
63130	BNP Paribas Arbit Issu B.V.	HSCEI R Bull CBBC Dec 2016 O	0.2500	7,600 per 10,000 units	7,800 per 10,000 units	2016/12/29	100,000,000	2016/03/09
63120	BNP Paribas Arbit Issu B.V.	HSI R Bull CBBC Nov 2016 W	0.2500	19,300 per 10,000 units	19,500 per 10,000 units	2016/11/29	250,000,000	2016/03/09
63167	BNP Paribas Arbit Issu B.V.	HSI R Bull CBBC Nov 2016 X	0.2500	19,700 per 10,000 units	19,900 per 10,000 units	2016/11/29	250,000,000	2016/03/09
63121	BNP Paribas Arbit Issu B.V.	HSI R Bull CBBC Dec 2016 C	0.2500	19,400 per 10,000 units	19,600 per 10,000 units	2016/12/29	250,000,000	2016/03/09
63128	BNP Paribas Arbit Issu B.V.	HSI R Bull CBBC Dec 2016 D	0.2500	19,600 per 10,000 units	19,800 per 10,000 units	2016/12/29	250,000,000	2016/03/09
63176	BNP Paribas Arbit Issu B.V.	HSI R Bull CBBC Dec 2016 I	0.2500	19,800 per 10,000 units	20,000 per 10,000 units	2016/12/29	250,000,000	2016/03/09
63129	BNP Paribas Arbit Issu B.V.	HSI R Bear CBBC Jun 2016 L	0.2500	20,200 per 10,000 units	20,000 per 10,000 units	2016/06/29	200,000,000	2016/03/09
63060	BNP Paribas Arbit Issu B.V.	HSI R Bear CBBC Jul 2016 D	0.2500	19,700 per 10,000 units	19,500 per 10,000 units	2016/07/28	200,000,000	2016/03/09
63061	BNP Paribas Arbit Issu B.V.	HSI R Bear CBBC Jul 2016 E	0.2500	19,900 per 10,000 units	19,700 per 10,000 units	2016/07/28	200,000,000	2016/03/09
63063	BNP Paribas Arbit Issu B.V.	HSI R Bear CBBC Jul 2016 F	0.2500	20,100 per 10,000 units	19,900 per 10,000 units	2016/07/28	200,000,000	2016/03/09
63065	BNP Paribas Arbit Issu B.V.	Ping An R Bull CBBC Dec 2016 G	0.2500	28 per 100 units	29 per 100 units	2016/12/30	50,000,000	2016/03/09
63160	Credit Suisse AG	HKEX R Bear CBBC Jul 2016 B	0.2500	192 per 100 units	188 per 100 units	2016/07/29	90,000,000	2016/03/09
63161	Credit Suisse AG	HSI R Bull CBBC Dec 2016 O	0.2500	19,000 per 10,000 units	19,200 per 10,000 units	2016/12/29	200,000,000	2016/03/09
63162	Credit Suisse AG	HSI R Bull CBBC Dec 2016 P	0.2500	19,300 per 10,000 units	19,500 per 10,000 units	2016/12/29	200,000,000	2016/03/09
63166	Credit Suisse AG	HSI R Bull CBBC Dec 2016 Q	0.2500	19,803 per 10,000 units	20,003 per 10,000 units	2016/12/29	200,000,000	2016/03/09
63165	Credit Suisse AG	HSI R Bull CBBC Dec 2016 S	0.2500	19,550 per 10,000 units	19,750 per 10,000 units	2016/12/29	200,000,000	2016/03/09
63158	Credit Suisse AG	HSI R Bear CBBC Jun 2016 B	0.2500	19,900 per 10,000 units	19,700 per 10,000 units	2016/06/29	200,000,000	2016/03/09
63152	Credit Suisse AG	HSI R Bear CBBC Jul 2016 Q	0.2500	19,650 per 10,000 units	19,450 per 10,000 units	2016/07/28	200,000,000	2016/03/09
63159	Credit Suisse AG	HSI R Bear CBBC Jul 2016 R	0.2500	20,100 per 10,000 units	19,900 per 10,000 units	2016/07/28	200,000,000	2016/03/09
63102	Goldman Sachs SP (Asia)	HSI R Bull CBBC May 2017 C	0.2580	18,800 per 10,000 units	19,000 per 10,000 units	2017/05/29	200,000,000	2016/03/09
63106	Goldman Sachs SP (Asia)	HSI R Bull CBBC May 2017 D	0.2620	19,300 per 10,000 units	19,500 per 10,000 units	2017/05/29	200,000,000	2016/03/09
63109	Goldman Sachs SP (Asia)	HSI R Bull CBBC May 2017 E	0.2740	19,600 per 10,000 units	19,800 per 10,000 units	2017/05/29	200,000,000	2016/03/09

Newly listed callable bull/bear contracts (continued)

Code	Issuer	Name of issue	Issue prices (HK\$)	Strike price (HKD) / Strike level per 10 units	Call price (HKD) / Call level per 10 units	Expiry date	No. of issue (units)	Listing date
63189	Goldman Sachs SP (Asia)	HSI R Bull CBBC May 2017 F	0.2600	19,800 per 10,000 units	20,000 per 10,000 units	2017/05/29	200,000,000	2016/03/09
63177	Goldman Sachs SP (Asia)	HSI R Bear CBBC Jul 2016 E	0.2540	21,300 per 10,000 units	21,100 per 10,000 units	2016/07/28	200,000,000	2016/03/09
63185	Goldman Sachs SP (Asia)	HSI R Bear CBBC Jul 2016 F	0.2570	21,500 per 10,000 units	21,300 per 10,000 units	2016/07/28	200,000,000	2016/03/09
63187	Goldman Sachs SP (Asia)	HSI R Bear CBBC Jul 2016 G	0.2560	21,700 per 10,000 units	21,500 per 10,000 units	2016/07/28	200,000,000	2016/03/09
63085	HK Bank	HSCEI R Bull CBBC Nov 2016 O	0.2500	7,996 per 10,000 units	8,096 per 10,000 units	2016/11/29	60,000,000	2016/03/09
63091	HK Bank	HSI R Bull CBBC Nov 2016 U	0.2500	19,398 per 15,000 units	19,598 per 15,000 units	2016/11/29	150,000,000	2016/03/09
63089	HK Bank	HSI R Bull CBBC Dec 2016 T	0.2500	18,998 per 15,000 units	19,198 per 15,000 units	2016/12/29	150,000,000	2016/03/09
63097	HK Bank	HSI R Bull CBBC Feb 2017 D	0.2500	19,078 per 20,000 units	19,328 per 20,000 units	2017/02/27	400,000,000	2016/03/09
63202	J P Morgan SP BV	COVS R Bull CBBC May 2017 A	0.5000	21.0800	21.8800	2017/05/19	20,000,000	2016/03/09
63208	J P Morgan SP BV	HKEX R Bull CBBC Apr 2017 A	0.2500	165.88 per 100 units	168.88 per 100 units	2017/04/21	40,000,000	2016/03/09
63196	J P Morgan SP BV	HSI R Bull CBBC Feb 2017 U	0.2500	19,800 per 10,000 units	20,000 per 10,000 units	2017/02/27	200,000,000	2016/03/09
63198	J P Morgan SP BV	HSI R Bull CBBC Mar 2017 W	0.2500	19,600 per 10,000 units	19,800 per 10,000 units	2017/03/30	200,000,000	2016/03/09
63199	J P Morgan SP BV	HSI R Bull CBBC Apr 2017 Q	0.2500	19,300 per 10,000 units	19,500 per 10,000 units	2017/04/27	200,000,000	2016/03/09
63190	J P Morgan SP BV	HSI R Bear CBBC Jun 2016 T	0.2500	19,700 per 10,000 units	19,500 per 10,000 units	2016/06/29	200,000,000	2016/03/09
63193	J P Morgan SP BV	HSI R Bear CBBC Jun 2016 U	0.2500	20,000 per 10,000 units	19,800 per 10,000 units	2016/06/29	200,000,000	2016/03/09
63195	J P Morgan SP BV	HSI R Bear CBBC Jun 2016 X	0.2500	20,200 per 10,000 units	20,000 per 10,000 units	2016/06/29	200,000,000	2016/03/09
63212	J P Morgan SP BV	Ping An R Bull CBBC May 2017 C	0.2500	31.88 per 100 units	32.88 per 100 units	2017/05/19	100,000,000	2016/03/09
63211	J P Morgan SP BV	Tencent R Bull CBBC Apr 2017 B	0.2500	136.88 per 100 units	138.88 per 100 units	2017/04/21	60,000,000	2016/03/09
63131	Macquarie Bank Ltd.	HSI R Bull CBBC Sep 2016 E	0.2500	19,250 per 15,000 units	19,450 per 15,000 units	2016/09/29	40,000,000	2016/03/09
63134	Macquarie Bank Ltd.	HSI R Bull CBBC Sep 2016 F	0.2550	18,950 per 15,000 units	19,150 per 15,000 units	2016/09/29	40,000,000	2016/03/09
63137	Macquarie Bank Ltd.	HSI R Bull CBBC Dec 2016 A	0.2500	19,100 per 20,000 units	19,300 per 20,000 units	2016/12/29	40,000,000	2016/03/09
63138	Macquarie Bank Ltd.	HSI R Bull CBBC Dec 2016 B	0.2550	18,800 per 20,000 units	19,000 per 20,000 units	2016/12/29	40,000,000	2016/03/09
63150	Macquarie Bank Ltd.	HSI R Bear CBBC Aug 2016 I	0.2500	21,600 per 20,000 units	21,400 per 20,000 units	2016/08/30	40,000,000	2016/03/09
63139	Macquarie Bank Ltd.	HSI R Bear CBBC Oct 2016 C	0.2500	21,100 per 20,000 units	20,900 per 20,000 units	2016/10/28	40,000,000	2016/03/09
63111	SGA Societe Generale Acceptance N.V.	HSI R Bull CBBC Oct16 B	0.2500	19,258 per 10,000 units	19,458 per 10,000 units	2016/10/28	200,000,000	2016/03/09
63115	SGA Societe Generale Acceptance N.V.	HSI R Bull CBBC Oct16 P	0.2500	19,808 per 10,000 units	19,908 per 10,000 units	2016/10/28	200,000,000	2016/03/09
63114	SGA Societe Generale Acceptance N.V.	HSI R Bull CBBC Nov16 V	0.2500	19,558 per 10,000 units	19,758 per 10,000 units	2016/11/29	200,000,000	2016/03/09
63110	SGA Societe Generale Acceptance N.V.	HSI R Bull CBBC Dec16 Y	0.2500	18,200 per 20,000 units	18,400 per 20,000 units	2016/12/29	400,000,000	2016/03/09
63113	SGA Societe Generale Acceptance N.V.	HSI R Bull CBBC Dec16 Z	0.2500	19,508 per 10,000 units	19,608 per 10,000 units	2016/12/29	200,000,000	2016/03/09
63067	SGA Societe Generale Acceptance N.V.	HSI R Bear CBBC Jul16 J	0.2500	19,638 per 10,000 units	19,438 per 10,000 units	2016/07/28	200,000,000	2016/03/09
63076	SGA Societe Generale Acceptance N.V.	HSI R Bear CBBC Jul16 K	0.2500	19,838 per 10,000 units	19,638 per 10,000 units	2016/07/28	200,000,000	2016/03/09
63078	SGA Societe Generale Acceptance N.V.	HSI R Bear CBBC Jul16 N	0.2500	20,038 per 10,000 units	19,838 per 10,000 units	2016/07/28	200,000,000	2016/03/09
63119	SGA Societe Generale Acceptance N.V.	HSI R Bear CBBC Jul16 O	0.2500	20,088 per 10,000 units	19,988 per 10,000 units	2016/07/28	200,000,000	2016/03/09
63080	SGA Societe Generale Acceptance N.V.	HSI R Bear CBBC Aug16 Q	0.2500	20,688 per 10,000 units	20,588 per 10,000 units	2016/08/30	200,000,000	2016/03/09
63081	SGA Societe Generale Acceptance N.V.	HSI R Bear CBBC Aug16 R	0.2500	20,888 per 10,000 units	20,788 per 10,000 units	2016/08/30	200,000,000	2016/03/09
63084	SGA Societe Generale Acceptance N.V.	HSI R Bear CBBC Aug16 S	0.2500	21,238 per 10,000 units	21,038 per 10,000 units	2016/08/30	200,000,000	2016/03/09
63244	UBS AG	HSCEI R Bull CBBC Apr 2017 A	0.2500	7,800 per 10,000 units	8,000 per 10,000 units	2017/04/27	200,000,000	2016/03/09
63247	UBS AG	HSI R Bull CBBC Mar 2017 M	0.2500	19,650 per 10,000 units	19,850 per 10,000 units	2017/03/30	200,000,000	2016/03/09
63249	UBS AG	HSI R Bull CBBC Jun 2017 Q	0.2500	19,500 per 10,000 units	19,700 per 10,000 units	2017/06/29	200,000,000	2016/03/09
63245	UBS AG	HSI R Bull CBBC Sep 2017 A	0.2500	19,800 per 10,000 units	20,000 per 10,000 units	2017/09/28	200,000,000	2016/03/09
63252	UBS AG	HSI R Bull CBBC Sep 2017 B	0.2500	19,300 per 10,000 units	19,500 per 10,000 units	2017/09/28	200,000,000	2016/03/09
63215	UBS AG	HSI R Bear CBBC Jun 2016 A	0.2500	19,800 per 10,000 units	19,600 per 10,000 units	2016/06/29	200,000,000	2016/03/09
63219	UBS AG	HSI R Bear CBBC Jun 2016 B	0.2500	20,100 per 10,000 units	19,900 per 10,000 units	2016/06/29	200,000,000	2016/03/09

Newly listed callable bull/bear contracts (continued)

Code	Issuer	Name of issue	Issue prices (HK\$)	Strike price (HKD) / Strike level per 10 units	Call price (HKD) / Call level per 10 units	Expiry date	No. of issue (units)	Listing date
63238	UBS AG	HSI R Bear CBBC Jun 2016 C	0.2500	20,200 per 10,000 units	20,000 per 10,000 units	2016/06/29	200,000,000	2016/03/09
63239	UBS AG	HSI R Bear CBBC Jun 2016 D	0.2500	20,350 per 10,000 units	20,150 per 10,000 units	2016/06/29	200,000,000	2016/03/09
63243	UBS AG	HSI R Bear CBBC Jun 2016 E	0.2500	21,150 per 10,000 units	20,950 per 10,000 units	2016/06/29	200,000,000	2016/03/09
63213	UBS AG	HSI R Bear CBBC Jun 2016 Z	0.2500	19,650 per 10,000 units	19,450 per 10,000 units	2016/06/29	200,000,000	2016/03/09
63218	UBS AG	HSI R Bear CBBC Jul 2016 E	0.2500	20,000 per 12,000 units	19,750 per 12,000 units	2016/07/28	200,000,000	2016/03/09
63242	UBS AG	HSI R Bear CBBC Jul 2016 F	0.2500	20,750 per 12,000 units	20,550 per 12,000 units	2016/07/28	200,000,000	2016/03/09
63280	BNP Paribas Arbit Issu B.V.	HSI R Bull CBBC Nov 2016 M	0.2500	19,500 per 10,000 units	19,700 per 10,000 units	2016/11/29	250,000,000	2016/03/10
63352	Credit Suisse AG	HSI R Bull CBBC Nov 2016 A	0.2500	19,450 per 10,000 units	19,650 per 10,000 units	2016/11/29	200,000,000	2016/03/10
63351	Credit Suisse AG	HSI R Bull CBBC Nov 2016 Z	0.2500	19,750 per 10,000 units	19,950 per 10,000 units	2016/11/29	200,000,000	2016/03/10
63361	Credit Suisse AG	HSI R Bear CBBC Jun 2016 A	0.2500	20,150 per 10,000 units	19,950 per 10,000 units	2016/06/29	200,000,000	2016/03/10
63367	Goldman Sachs SP (Asia)	HSI R Bull CBBC May 2017 G	0.2520	19,500 per 10,000 units	19,700 per 10,000 units	2017/05/29	200,000,000	2016/03/10
63368	Goldman Sachs SP (Asia)	HSI R Bull CBBC May 2017 H	0.2560	19,200 per 10,000 units	19,400 per 10,000 units	2017/05/29	200,000,000	2016/03/10
63279	Goldman Sachs SP (Asia)	HSI R Bear CBBC Jul 2016 H	0.2560	20,150 per 10,000 units	19,950 per 10,000 units	2016/07/28	200,000,000	2016/03/10
63278	HK Bank	Sinopec Corp R Bull CBBC Nov 2016 G	0.2500	4.3100	4.4600	2016/11/28	50,000,000	2016/03/10
63269	HK Bank	CSOP A50 ETF R Bull CBBC Jan 2017 C	0.2500	9.9600	10.0600	2017/01/16	50,000,000	2016/03/10
63270	HK Bank	A50 R Bull CBBC Feb 2017 F	0.2500	8.6600	8.7600	2017/02/27	50,000,000	2016/03/10
63272	HK Bank	HKEX R Bull CBBC Dec 2016 F	0.2500	166.86 per 100 units	168.86 per 100 units	2016/12/19	50,000,000	2016/03/10
63266	HK Bank	HSCEI R Bear CBBC Nov 2016 E	0.2500	9,186 per 10,000 units	9,086 per 10,000 units	2016/11/29	50,000,000	2016/03/10
63267	HK Bank	HSCEI R Bear CBBC Dec 2016 C	0.2500	9,886 per 10,000 units	9,786 per 10,000 units	2016/12/29	50,000,000	2016/03/10
63268	HK Bank	HSCEI R Bear CBBC Feb 2017 A	0.2500	10,186 per 10,000 units	10,086 per 10,000 units	2017/02/27	50,000,000	2016/03/10
63253	HK Bank	HSI R Bear CBBC Dec 2016 G	0.2500	21,788 per 15,000 units	21,588 per 15,000 units	2016/12/29	150,000,000	2016/03/10
63257	HK Bank	HSI R Bear CBBC Dec 2016 H	0.2500	22,488 per 15,000 units	22,288 per 15,000 units	2016/12/29	150,000,000	2016/03/10
63258	HK Bank	HSI R Bear CBBC Dec 2016 I	0.2500	23,088 per 15,000 units	22,888 per 15,000 units	2016/12/29	150,000,000	2016/03/10
63254	HK Bank	HSI R Bear CBBC Feb 2017 A	0.2500	22,088 per 15,000 units	21,888 per 15,000 units	2017/02/27	150,000,000	2016/03/10
63255	HK Bank	HSI R Bear CBBC Feb 2017 B	0.2500	22,378 per 20,000 units	22,128 per 20,000 units	2017/02/27	400,000,000	2016/03/10
63273	HK Bank	PetCh R Bull CBBC Dec 2016 I	0.2500	4.7600	4.9600	2016/12/12	50,000,000	2016/03/10
63276	HK Bank	TCH R Bull CBBC Nov 2016 H	0.2500	141.36 per 100 units	142.86 per 100 units	2016/11/28	50,000,000	2016/03/10
63275	HK Bank	TCH R Bull CBBC Dec 2016 F	0.2500	138.36 per 100 units	139.86 per 100 units	2016/12/05	50,000,000	2016/03/10
63277	HK Bank	TCH R Bull CBBC Dec 2016 G	0.2500	130.36 per 100 units	131.86 per 100 units	2016/12/19	50,000,000	2016/03/10
63356	J P Morgan SP BV	HSCEI R Bull CBBC Jun 2017 C	0.2500	7,800 per 10,000 units	8,000 per 10,000 units	2017/06/29	100,000,000	2016/03/10
63353	J P Morgan SP BV	HSI R Bull CBBC Dec 2016 C	0.2500	19,700 per 10,000 units	19,900 per 10,000 units	2016/12/29	200,000,000	2016/03/10
63355	J P Morgan SP BV	HSI R Bull CBBC Dec 2016 R	0.2500	19,400 per 10,000 units	19,600 per 10,000 units	2016/12/29	200,000,000	2016/03/10
63366	J P Morgan SP BV	Sands China R Bull CBBC Jan 2017 A	0.2500	24.88 per 100 units	25.88 per 100 units	2017/01/09	140,000,000	2016/03/10
63286	SGA Societe Generale Acceptance N.V.	HSI R Bull CBBC Oct16 T	0.2500	19,608 per 10,000 units	19,708 per 10,000 units	2016/10/28	200,000,000	2016/03/10
63284	SGA Societe Generale Acceptance N.V.	HSI R Bull CBBC Nov16 W	0.2500	19,358 per 10,000 units	19,558 per 10,000 units	2016/11/29	200,000,000	2016/03/10
63288	SGA Societe Generale Acceptance N.V.	HSI R Bull CBBC Nov16 Y	0.2500	19,658 per 10,000 units	19,858 per 10,000 units	2016/11/29	200,000,000	2016/03/10
63281	SGA Societe Generale Acceptance N.V.	HSI R Bull CBBC Dec16 D	0.2500	19,308 per 10,000 units	19,408 per 10,000 units	2016/12/29	200,000,000	2016/03/10
63307	SGA Societe Generale Acceptance N.V.	HSI R Bear CBBC Aug16 T	0.2500	20,138 per 10,000 units	19,938 per 10,000 units	2016/08/30	200,000,000	2016/03/10
63337	UBS AG	CSOP A50 ETF R Bull CBBC Jan 2017 A	0.2500	9.2000	9.5000	2017/01/09	50,000,000	2016/03/10
63331	UBS AG	HSI R Bull CBBC Feb 2017 C	0.2500	19,450 per 10,000 units	19,650 per 10,000 units	2017/02/27	200,000,000	2016/03/10
63322	UBS AG	HSI R Bull CBBC Apr 2017 N	0.2500	19,750 per 10,000 units	19,950 per 10,000 units	2017/04/27	200,000,000	2016/03/10
63327	UBS AG	HSI R Bull CBBC Jun 2017 R	0.2500	19,600 per 10,000 units	19,800 per 10,000 units	2017/06/29	200,000,000	2016/03/10
63334	UBS AG	HSI R Bull CBBC Jul 2017 D	0.2500	19,250 per 10,000 units	19,450 per 10,000 units	2017/07/28	200,000,000	2016/03/10

Newly listed callable bull/bear contracts (continued)

Code	Issuer	Name of issue	Issue prices (HK\$)	Strike price (HKD) / Strike level per 10 units	Call price (HKD) / Call level per 10 units	Expiry date	No. of issue (units)	Listing date
63349	UBS AG	HSI R Bear CBBC Jun 2016 J	0.2500	20,550 per 10,000 units	20,350 per 10,000 units	2016/06/29	200,000,000	2016/03/10
63342	UBS AG	HSI R Bear CBBC Jul 2016 G	0.2500	20,150 per 10,000 units	19,950 per 10,000 units	2016/07/28	200,000,000	2016/03/10
63339	UBS AG	TCH R Bull CBBC Jun 2017 A	0.2500	132 per 100 units	135 per 100 units	2017/06/26	50,000,000	2016/03/10
63424	BNP Paribas Arbit Issu B.V.	HSCEI R Bull CBBC Nov 2016 Q	0.2500	7,800 per 10,000 units	8,000 per 10,000 units	2016/11/29	100,000,000	2016/03/11
63455	BNP Paribas Arbit Issu B.V.	HSI R Bull CBBC Nov 2016 U	0.2500	19,900 per 10,000 units	20,100 per 10,000 units	2016/11/29	250,000,000	2016/03/11
63422	BNP Paribas Arbit Issu B.V.	HSI R Bear CBBC Jun 2016 M	0.2500	20,400 per 10,000 units	20,200 per 10,000 units	2016/06/29	200,000,000	2016/03/11
63379	BNP Paribas Arbit Issu B.V.	HSI R Bear CBBC Jul 2016 G	0.2500	20,300 per 10,000 units	20,100 per 10,000 units	2016/07/28	200,000,000	2016/03/11
63425	BNP Paribas Arbit Issu B.V.	TCH R Bull CBBC Dec 2016 A	0.2500	137 per 100 units	140 per 100 units	2016/12/30	50,000,000	2016/03/11
63444	Credit Suisse AG	HSCEI R Bull CBBC Nov 2016 D	0.2500	7,688 per 10,000 units	7,888 per 10,000 units	2016/11/29	100,000,000	2016/03/11
63459	Credit Suisse AG	HSI R Bull CBBC Oct 2016 C	0.2500	19,650 per 10,000 units	19,850 per 10,000 units	2016/10/28	200,000,000	2016/03/11
63461	Credit Suisse AG	HSI R Bull CBBC Oct 2016 N	0.2500	19,400 per 10,000 units	19,600 per 10,000 units	2016/10/28	200,000,000	2016/03/11
63458	Credit Suisse AG	HSI R Bull CBBC Oct 2016 S	0.2500	19,936 per 12,000 units	20,176 per 12,000 units	2016/10/28	200,000,000	2016/03/11
63443	Credit Suisse AG	HSI R Bear CBBC Jul 2016 S	0.2500	20,200 per 10,000 units	20,000 per 10,000 units	2016/07/28	200,000,000	2016/03/11
63445	Credit Suisse AG	HSI R Bear CBBC Jul 2016 T	0.2500	20,450 per 10,000 units	20,250 per 10,000 units	2016/07/28	200,000,000	2016/03/11
63463	Goldman Sachs SP (Asia)	HSI R Bull CBBC May 2017 I	0.2560	19,950 per 10,000 units	20,150 per 10,000 units	2017/05/29	200,000,000	2016/03/11
63421	Goldman Sachs SP (Asia)	HSI R Bear CBBC Jul 2016 I	0.2520	20,288 per 10,000 units	20,088 per 10,000 units	2016/07/28	200,000,000	2016/03/11
63464	Goldman Sachs SP (Asia)	HSI R Bear CBBC Jul 2016 J	0.2550	20,400 per 10,000 units	20,200 per 10,000 units	2016/07/28	200,000,000	2016/03/11
63402	HK Bank	CAM CSI300 R Bull CBBC Dec 2016 E	0.3100	34.2600	35.0600	2016/12/19	50,000,000	2016/03/11
63388	HK Bank	CKH R Bull CBBC Jul 2017 A	0.2500	90.36 per 100 units	91.86 per 100 units	2017/07/10	40,000,000	2016/03/11
63382	HK Bank	CM Bank R Bull CBBC Dec 2016 F	0.2500	13.6600	14.0600	2016/12/12	40,000,000	2016/03/11
63385	HK Bank	CNOOC R Bull CBBC Dec 2016 H	0.2500	7.9600	8.1600	2016/12/12	50,000,000	2016/03/11
63398	HK Bank	HSI R Bull CBBC Oct 2016 Y	0.2500	19,298 per 15,000 units	19,498 per 15,000 units	2016/10/28	150,000,000	2016/03/11
63393	HK Bank	HSI R Bull CBBC Feb 2017 E	0.2500	18,798 per 15,000 units	18,998 per 15,000 units	2017/02/27	150,000,000	2016/03/11
63399	HK Bank	HSI R Bear CBBC Nov 2016 H	0.2500	20,198 per 15,000 units	19,998 per 15,000 units	2016/11/29	150,000,000	2016/03/11
63397	HK Bank	Ping An R Bull CBBC Dec 2016 I	0.2500	32.26 per 100 units	32.86 per 100 units	2016/12/19	50,000,000	2016/03/11
63467	J P Morgan SP BV	COVS R Bull CBBC Dec 2016 B	0.5000	21.8800	22.8800	2016/12/16	20,000,000	2016/03/11
63469	J P Morgan SP BV	China Life R Bull CBBC Aug 2016 A	0.2500	16.3800	16.8800	2016/08/19	40,000,000	2016/03/11
63472	J P Morgan SP BV	CSOP A50 ETF R Bull CBBC Nov 2016 A	0.2500	10.0200	10.2800	2016/11/18	60,000,000	2016/03/11
63473	J P Morgan SP BV	HKEX R Bear CBBC Jul 2016 D	0.3400	189.88 per 100 units	183.88 per 100 units	2016/07/15	30,000,000	2016/03/11
63475	J P Morgan SP BV	HSI R Bull CBBC Dec 2016 P	0.2500	19,976 per 10,000 units	20,176 per 10,000 units	2016/12/29	200,000,000	2016/03/11
63478	J P Morgan SP BV	HSI R Bull CBBC Feb 2017 V	0.2500	19,500 per 10,000 units	19,700 per 10,000 units	2017/02/27	200,000,000	2016/03/11
63465	J P Morgan SP BV	HSI R Bear CBBC Jun 2016 Y	0.2500	20,300 per 10,000 units	20,100 per 10,000 units	2016/06/29	200,000,000	2016/03/11
63474	J P Morgan SP BV	HSI R Bear CBBC Aug 2016 K	0.2500	20,948 per 10,000 units	20,748 per 10,000 units	2016/08/30	150,000,000	2016/03/11
63468	J P Morgan SP BV	Tencent R Bull CBBC Sep 2016 B	0.2500	139.28 per 100 units	141.88 per 100 units	2016/09/15	60,000,000	2016/03/11
63441	Macquarie Bank Ltd.	HSI R Bull CBBC Dec 2016 C	0.2500	19,400 per 20,000 units	19,600 per 20,000 units	2016/12/29	40,000,000	2016/03/11
63404	SGA Societe Generale Acceptance N.V.	HSI R Bull CBBC Dec16 F	0.2500	19,408 per 10,000 units	19,508 per 10,000 units	2016/12/29	200,000,000	2016/03/11
63407	SGA Societe Generale Acceptance N.V.	HSI R Bull CBBC Dec16 U	0.2500	19,708 per 10,000 units	19,808 per 10,000 units	2016/12/29	200,000,000	2016/03/11
63412	SGA Societe Generale Acceptance N.V.	HSI R Bear CBBC Jun16 R	0.2500	20,238 per 10,000 units	20,038 per 10,000 units	2016/06/29	200,000,000	2016/03/11
63451	UBS AG	HSI R Bull CBBC Nov 2016 A	0.2500	19,500 per 12,000 units	19,750 per 12,000 units	2016/11/29	200,000,000	2016/03/11
63453	UBS AG	HSI R Bull CBBC Mar 2017 N	0.2500	19,400 per 10,000 units	19,600 per 10,000 units	2017/03/30	200,000,000	2016/03/11
63446	UBS AG	HSI R Bull CBBC Jun 2017 S	0.2500	19,950 per 10,000 units	20,150 per 10,000 units	2017/06/29	200,000,000	2016/03/11
63450	UBS AG	HSI R Bull CBBC Jul 2017 E	0.2500	19,700 per 10,000 units	19,900 per 10,000 units	2017/07/28	200,000,000	2016/03/11
63428	UBS AG	HSI R Bear CBBC Jul 2016 H	0.2500	20,300 per 10,000 units	20,100 per 10,000 units	2016/07/28	200,000,000	2016/03/11

Newly listed callable bull/bear contracts (continued)

Code	Issuer	Name of issue	Issue prices (HK\$)	Strike price (HKD) / Strike level per 10 units	Call price (HKD) / Call level per 10 units	Expiry date	No. of issue (units)	Listing date
63439	UBS AG	HSI R Bear CBBC Jul 2016 I	0.2500	21,000 per 12,000 units	20,750 per 12,000 units	2016/07/28	200,000,000	2016/03/11
63489	BNP Paribas Arbit Issu B.V.	HSCEI R Bull CBBC Dec 2016 P	0.2500	8,000 per 10,000 units	8,200 per 10,000 units	2016/12/29	100,000,000	2016/03/14
63488	BNP Paribas Arbit Issu B.V.	HSI R Bear CBBC Jul 2016 H	0.2500	20,500 per 10,000 units	20,300 per 10,000 units	2016/07/28	200,000,000	2016/03/14
63515	Credit Suisse AG	HSI R Bull CBBC Nov 2016 J	0.2500	19,350 per 10,000 units	19,550 per 10,000 units	2016/11/29	200,000,000	2016/03/14
63511	Credit Suisse AG	HSI R Bull CBBC Dec 2016 T	0.2500	20,010 per 10,000 units	20,210 per 10,000 units	2016/12/29	200,000,000	2016/03/14
63513	Credit Suisse AG	HSI R Bull CBBC Dec 2016 U	0.2500	19,700 per 10,000 units	19,900 per 10,000 units	2016/12/29	200,000,000	2016/03/14
63524	Credit Suisse AG	HSI R Bear CBBC Jun 2016 D	0.2500	20,360 per 10,000 units	20,160 per 10,000 units	2016/06/29	200,000,000	2016/03/14
63525	Credit Suisse AG	HSI R Bear CBBC Jul 2016 U	0.2500	20,850 per 10,000 units	20,650 per 10,000 units	2016/07/28	200,000,000	2016/03/14
63528	Goldman Sachs SP (Asia)	HSI R Bull CBBC May 2017 J	0.2560	19,128 per 10,000 units	19,328 per 10,000 units	2017/05/29	200,000,000	2016/03/14
63531	Goldman Sachs SP (Asia)	HSI R Bull CBBC May 2017 K	0.2580	19,400 per 10,000 units	19,600 per 10,000 units	2017/05/29	200,000,000	2016/03/14
63536	Goldman Sachs SP (Asia)	HSI R Bull CBBC May 2017 L	0.2630	19,700 per 10,000 units	19,900 per 10,000 units	2017/05/29	200,000,000	2016/03/14
63539	Goldman Sachs SP (Asia)	HSI R Bull CBBC May 2017 M	0.2540	19,888 per 10,000 units	20,088 per 10,000 units	2017/05/29	200,000,000	2016/03/14
63526	Goldman Sachs SP (Asia)	HSI R Bear CBBC Jul 2016 K	0.2540	20,500 per 10,000 units	20,300 per 10,000 units	2016/07/28	200,000,000	2016/03/14
63482	HK Bank	CSOP A50 ETF R Bull CBBC Feb 2017 E	0.2500	10.2600	10.3600	2017/02/27	50,000,000	2016/03/14
63483	HK Bank	A50 R Bull CBBC Feb 2017 G	0.2500	8.9600	9.0600	2017/02/27	50,000,000	2016/03/14
63486	HK Bank	Great Wall Motor R Bull CBBC Dec 2016 C	0.2500	5.0600	5.5600	2016/12/12	40,000,000	2016/03/14
63480	HK Bank	HSCEI R Bull CBBC Dec 2016 K	0.2500	8,196 per 10,000 units	8,296 per 10,000 units	2016/12/29	60,000,000	2016/03/14
63481	HK Bank	HSI R Bull CBBC Dec 2016 U	0.2500	19,598 per 15,000 units	19,798 per 15,000 units	2016/12/29	150,000,000	2016/03/14
63484	HK Bank	Haitong Sec R Bull CBBC Dec 2016 A	0.2500	10.1800	10.6800	2016/12/19	40,000,000	2016/03/14
63517	J P Morgan SP BV	CC Bank R Bull CBBC Dec 2016 A	0.2500	4.3800	4.4800	2016/12/16	100,000,000	2016/03/14
63518	J P Morgan SP BV	HSI R Bull CBBC Dec 2016 S	0.2500	19,900 per 10,000 units	20,100 per 10,000 units	2016/12/29	200,000,000	2016/03/14
63519	J P Morgan SP BV	HSI R Bull CBBC Mar 2017 X	0.2500	19,568 per 10,000 units	19,768 per 10,000 units	2017/03/30	150,000,000	2016/03/14
63516	J P Morgan SP BV	HSI R Bear CBBC Jun 2016 Z	0.2500	20,400 per 10,000 units	20,200 per 10,000 units	2016/06/29	200,000,000	2016/03/14
63496	Macquarie Bank Ltd.	HSI R Bear CBBC Sep 2016 C	0.2500	21,800 per 20,000 units	21,600 per 20,000 units	2016/09/29	40,000,000	2016/03/14
63497	SGA Societe Generale Acceptance N.V.	HSI R Bull CBBC Oct16 A	0.2500	19,858 per 10,000 units	20,058 per 10,000 units	2016/10/28	200,000,000	2016/03/14
63498	SGA Societe Generale Acceptance N.V.	HSI R Bull CBBC Oct16 R	0.2500	20,108 per 10,000 units	20,208 per 10,000 units	2016/10/28	200,000,000	2016/03/14
63500	SGA Societe Generale Acceptance N.V.	HSI R Bear CBBC Jul16 R	0.2500	20,438 per 10,000 units	20,238 per 10,000 units	2016/07/28	200,000,000	2016/03/14
63501	SGA Societe Generale Acceptance N.V.	HSI R Bear CBBC Jul16 S	0.2500	21,288 per 10,000 units	21,188 per 10,000 units	2016/07/28	200,000,000	2016/03/14
63510	UBS AG	HSCEI R Bull CBBC Jul 2017 A	0.2500	8,050 per 10,000 units	8,250 per 10,000 units	2017/07/28	200,000,000	2016/03/14
63509	UBS AG	HSI R Bull CBBC Nov 2016 O	0.2500	19,350 per 12,000 units	19,550 per 12,000 units	2016/11/29	200,000,000	2016/03/14
63506	UBS AG	HSI R Bull CBBC Feb 2017 E	0.2500	19,850 per 12,000 units	20,050 per 12,000 units	2017/02/27	200,000,000	2016/03/14
63505	UBS AG	HSI R Bull CBBC Jul 2017 F	0.2500	20,000 per 10,000 units	20,200 per 10,000 units	2017/07/28	200,000,000	2016/03/14
63502	UBS AG	HSI R Bear CBBC Jun 2016 I	0.2500	20,400 per 10,000 units	20,200 per 10,000 units	2016/06/29	200,000,000	2016/03/14
63504	UBS AG	HSI R Bear CBBC Jul 2016 J	0.2500	21,350 per 10,000 units	21,150 per 10,000 units	2016/07/28	200,000,000	2016/03/14
63552	Credit Suisse AG	HSI R Bull CBBC Nov 2016 K	0.2500	19,900 per 10,000 units	20,100 per 10,000 units	2016/11/29	200,000,000	2016/03/15
63550	Credit Suisse AG	HSI R Bull CBBC Nov 2016 L	0.2500	19,600 per 10,000 units	19,800 per 10,000 units	2016/11/29	200,000,000	2016/03/15
63553	Credit Suisse AG	HSI R Bear CBBC Jul 2016 V	0.2500	20,440 per 12,000 units	20,200 per 12,000 units	2016/07/28	200,000,000	2016/03/15
63540	Goldman Sachs SP (Asia)	HSI R Bull CBBC May 2017 N	0.2560	19,958 per 10,000 units	20,158 per 10,000 units	2017/05/29	200,000,000	2016/03/15
63579	Goldman Sachs SP (Asia)	HSI R Bear CBBC Jul 2016 L	0.2550	20,328 per 10,000 units	20,128 per 10,000 units	2016/07/28	200,000,000	2016/03/15
63555	J P Morgan SP BV	A50 China R Bull CBBC Jan 2017 D	0.2500	8.4800	8.6800	2017/01/20	100,000,000	2016/03/15
63541	J P Morgan SP BV	HSI R Bull CBBC Jan 2017 D	0.2500	19,768 per 10,000 units	19,968 per 10,000 units	2017/01/26	150,000,000	2016/03/15
63560	J P Morgan SP BV	HSI R Bull CBBC Jan 2017 I	0.2500	19,468 per 10,000 units	19,668 per 10,000 units	2017/01/26	150,000,000	2016/03/15
63559	J P Morgan SP BV	HSI R Bear CBBC Jul 2016 F	0.2500	20,500 per 10,000 units	20,300 per 10,000 units	2016/07/28	200,000,000	2016/03/15

Newly listed callable bull/bear contracts (continued)

Code	Issuer	Name of issue	Issue prices (HK\$)	Strike price (HKD) / Strike level per 10 units	Call price (HKD) / Call level per 10 units	Expiry date	No. of issue (units)	Listing date
63554	J P Morgan SP BV	HSI R Bear CBBC Jul 2016 M	0.2500	20,188 per 10,000 units	19,988 per 10,000 units	2016/07/28	150,000,000	2016/03/15
63542	SGA Societe Generale Acceptance N.V.	HSI R Bull CBBC Dec16 V	0.2500	19,758 per 10,000 units	19,958 per 10,000 units	2016/12/29	200,000,000	2016/03/15
63543	SGA Societe Generale Acceptance N.V.	HSI R Bear CBBC Jul16 T	0.2500	20,338 per 10,000 units	20,138 per 10,000 units	2016/07/28	200,000,000	2016/03/15
63546	SGA Societe Generale Acceptance N.V.	HSI R Bear CBBC Sep16 B	0.2500	20,738 per 10,000 units	20,538 per 10,000 units	2016/09/29	200,000,000	2016/03/15
63548	SGA Societe Generale Acceptance N.V.	HSI R Bear CBBC Sep16 C	0.2500	20,938 per 10,000 units	20,738 per 10,000 units	2016/09/29	200,000,000	2016/03/15
63549	SGA Societe Generale Acceptance N.V.	HSI R Bear CBBC Sep16 D	0.2500	21,138 per 10,000 units	20,938 per 10,000 units	2016/09/29	200,000,000	2016/03/15
63563	UBS AG	HSI R Bull CBBC May 2017 C	0.2500	19,900 per 10,000 units	20,100 per 10,000 units	2017/05/29	200,000,000	2016/03/15
63574	UBS AG	HSI R Bear CBBC Jun 2016 K	0.2500	20,250 per 12,000 units	20,050 per 12,000 units	2016/06/29	200,000,000	2016/03/15
63577	UBS AG	HSI R Bear CBBC Jun 2016 L	0.2500	20,500 per 10,000 units	20,300 per 10,000 units	2016/06/29	200,000,000	2016/03/15
63649	BNP Paribas Arbit Issu B.V.	HSI R Bull CBBC May 2017 A	0.2500	19,700 per 10,000 units	19,900 per 10,000 units	2017/05/29	250,000,000	2016/03/16
63606	BNP Paribas Arbit Issu B.V.	HSI R Bear CBBC Jul 2016 I	0.2500	20,100 per 10,000 units	19,900 per 10,000 units	2016/07/28	200,000,000	2016/03/16
63652	BNP Paribas Arbit Issu B.V.	HSI R Bear CBBC Aug 2016 A	0.2500	20,200 per 10,000 units	20,000 per 10,000 units	2016/08/30	200,000,000	2016/03/16
63639	Credit Suisse AG	HSI R Bear CBBC Jun 2016 S	0.2500	20,121 per 12,000 units	19,891 per 12,000 units	2016/06/29	200,000,000	2016/03/16
63661	Goldman Sachs SP (Asia)	HSI R Bull CBBC May 2017 O	0.2570	19,788 per 10,000 units	19,988 per 10,000 units	2017/05/29	200,000,000	2016/03/16
63605	Goldman Sachs SP (Asia)	HSI R Bear CBBC Jul 2016 M	0.2530	20,100 per 10,000 units	19,900 per 10,000 units	2016/07/28	200,000,000	2016/03/16
63582	HK Bank	CNOOC R Bull CBBC Jan 2017 C	0.2500	8.3600	8.5600	2017/01/09	50,000,000	2016/03/16
63593	HK Bank	Great Wall Motor R Bull CBBC Jan 2017 B	0.2500	5.5600	6.0600	2017/01/09	40,000,000	2016/03/16
63580	HK Bank	HSI R Bear CBBC Dec 2016 J	0.2500	20,488 per 15,000 units	20,288 per 15,000 units	2016/12/29	150,000,000	2016/03/16
63587	HK Bank	ICBC R Bull CBBC Aug 2017 B	0.2500	3.7600	3.8600	2017/08/07	50,000,000	2016/03/16
63657	J P Morgan SP BV	HSI R Bull CBBC Feb 2017 W	0.2500	19,800 per 10,000 units	20,000 per 10,000 units	2017/02/27	200,000,000	2016/03/16
63665	J P Morgan SP BV	HSI R Bull CBBC Feb 2017 X	0.2500	19,368 per 10,000 units	19,568 per 10,000 units	2017/02/27	150,000,000	2016/03/16
63658	J P Morgan SP BV	HSI R Bear CBBC Jun 2016 E	0.2500	20,100 per 10,000 units	19,900 per 10,000 units	2016/06/29	200,000,000	2016/03/16
63594	SGA Societe Generale Acceptance N.V.	HSI R Bull CBBC Nov16 T	0.2500	19,908 per 10,000 units	20,008 per 10,000 units	2016/11/29	200,000,000	2016/03/16
63603	SGA Societe Generale Acceptance N.V.	HSI R Bull CBBC Nov16 X	0.2500	19,458 per 10,000 units	19,658 per 10,000 units	2016/11/29	200,000,000	2016/03/16
63611	SGA Societe Generale Acceptance N.V.	HSI R Bear CBBC Jul16 W	0.2500	20,088 per 10,000 units	19,988 per 10,000 units	2016/07/28	200,000,000	2016/03/16
63614	SGA Societe Generale Acceptance N.V.	HSI R Bear CBBC Aug16 U	0.2500	20,288 per 10,000 units	20,188 per 10,000 units	2016/08/30	200,000,000	2016/03/16
63619	UBS AG	HSI R Bull CBBC Mar 2017 O	0.2500	19,650 per 10,000 units	19,850 per 10,000 units	2017/03/30	200,000,000	2016/03/16
63615	UBS AG	HSI R Bull CBBC Sep 2017 C	0.2500	19,800 per 10,000 units	20,000 per 10,000 units	2017/09/28	200,000,000	2016/03/16
63620	UBS AG	HSI R Bear CBBC Jun 2016 M	0.2500	20,100 per 10,000 units	19,900 per 10,000 units	2016/06/29	200,000,000	2016/03/16
63638	UBS AG	HSI R Bear CBBC Jul 2016 K	0.2500	20,500 per 12,000 units	20,250 per 12,000 units	2016/07/28	200,000,000	2016/03/16
63690	BNP Paribas Arbit Issu B.V.	HSI R Bull CBBC Jun 2017 A	0.2500	19,800 per 10,000 units	20,000 per 10,000 units	2017/06/29	250,000,000	2016/03/17
63695	Credit Suisse AG	HSI R Bull CBBC Jun 2017 A	0.2500	19,800 per 10,000 units	20,000 per 10,000 units	2017/06/29	200,000,000	2016/03/17
63698	Credit Suisse AG	HSI R Bear CBBC Jun 2016 T	0.2500	20,288 per 10,000 units	20,088 per 10,000 units	2016/06/29	200,000,000	2016/03/17
63704	J P Morgan SP BV	HSI R Bull CBBC Jan 2017 N	0.2500	19,668 per 10,000 units	19,868 per 10,000 units	2017/01/26	150,000,000	2016/03/17
63706	J P Morgan SP BV	HSI R Bull CBBC Mar 2017 Y	0.2500	19,068 per 10,000 units	19,268 per 10,000 units	2017/03/30	150,000,000	2016/03/17
63700	J P Morgan SP BV	HSI R Bear CBBC Jun 2016 I	0.2500	20,200 per 10,000 units	20,000 per 10,000 units	2016/06/29	200,000,000	2016/03/17
63678	SGA Societe Generale Acceptance N.V.	HSI R Bull CBBC Dec16 W	0.2500	20,008 per 10,000 units	20,108 per 10,000 units	2016/12/29	200,000,000	2016/03/17
63686	SGA Societe Generale Acceptance N.V.	HSI R Bear CBBC Aug16 V	0.2500	20,388 per 10,000 units	20,288 per 10,000 units	2016/08/30	200,000,000	2016/03/17
63694	UBS AG	HSI R Bull CBBC Apr 2017 O	0.2500	19,750 per 10,000 units	19,950 per 10,000 units	2017/04/27	200,000,000	2016/03/17
63691	UBS AG	HSI R Bear CBBC Jun 2016 N	0.2500	20,200 per 10,000 units	20,000 per 10,000 units	2016/06/29	200,000,000	2016/03/17
63692	UBS AG	HSI R Bear CBBC Jul 2016 L	0.2500	20,350 per 10,000 units	20,150 per 10,000 units	2016/07/28	200,000,000	2016/03/17
63712	BNP Paribas Arbit Issu B.V.	HSI R Bull CBBC May 2017 B	0.2500	19,900 per 10,000 units	20,100 per 10,000 units	2017/05/29	250,000,000	2016/03/18
63711	BNP Paribas Arbit Issu B.V.	HSI R Bear CBBC Jul 2016 J	0.2500	20,300 per 10,000 units	20,100 per 10,000 units	2016/07/28	200,000,000	2016/03/18

Newly listed callable bull/bear contracts (continued)

Code	Issuer	Name of issue	Issue prices (HK\$)	Strike price (HKD) / Strike level per 10 units	Call price (HKD) / Call level per 10 units	Expiry date	No. of issue (units)	Listing date
63718	BNP Paribas Arbit Issu B.V.	HSI R Bear CBBC Aug 2016 B	0.2500	20,400 per 10,000 units	20,200 per 10,000 units	2016/08/30	200,000,000	2016/03/18
63742	Credit Suisse AG	HSI R Bull CBBC Jun 2017 B	0.2500	19,950 per 10,000 units	20,150 per 10,000 units	2017/06/29	200,000,000	2016/03/18
63720	Credit Suisse AG	HSI R Bear CBBC Jun 2016 Q	0.2500	20,185 per 10,000 units	19,985 per 10,000 units	2016/06/29	200,000,000	2016/03/18
63749	J P Morgan SP BV	CNOOC R Bear CBBC Jan 2017 A	0.2500	10.7800	10.2800	2017/01/20	50,000,000	2016/03/18
63751	J P Morgan SP BV	HSBC R Bull CBBC Apr 2017 B	0.2500	47.38 per 100 units	48.88 per 100 units	2017/04/21	100,000,000	2016/03/18
63755	J P Morgan SP BV	HSI R Bull CBBC Jan 2017 S	0.2500	19,700 per 10,000 units	19,900 per 10,000 units	2017/01/26	200,000,000	2016/03/18
63756	J P Morgan SP BV	HSI R Bull CBBC Mar 2017 Z	0.2500	19,999 per 10,000 units	20,199 per 10,000 units	2017/03/30	200,000,000	2016/03/18
63754	J P Morgan SP BV	HSI R Bull CBBC Apr 2017 R	0.2500	19,268 per 10,000 units	19,468 per 10,000 units	2017/04/27	150,000,000	2016/03/18
63747	J P Morgan SP BV	HSI R Bear CBBC Jun 2016 J	0.2500	20,300 per 10,000 units	20,100 per 10,000 units	2016/06/29	200,000,000	2016/03/18
63737	SGA Societe Generale Acceptance N.V.	HSI R Bull CBBC Nov16 B	0.2500	19,808 per 10,000 units	19,908 per 10,000 units	2016/11/29	200,000,000	2016/03/18
63735	SGA Societe Generale Acceptance N.V.	HSI R Bull CBBC Nov16 Z	0.2500	19,958 per 10,000 units	20,158 per 10,000 units	2016/11/29	200,000,000	2016/03/18
63731	UBS AG	HSI R Bull CBBC Jun 2017 T	0.2500	19,950 per 10,000 units	20,150 per 10,000 units	2017/06/29	200,000,000	2016/03/18
63733	UBS AG	HSI R Bull CBBC Jul 2017 G	0.2500	19,700 per 10,000 units	19,900 per 10,000 units	2017/07/28	200,000,000	2016/03/18
63725	UBS AG	HSI R Bear CBBC Jun 2016 G	0.2500	20,300 per 10,000 units	20,100 per 10,000 units	2016/06/29	200,000,000	2016/03/18
63789	BNP Paribas Arbit Issu B.V.	HSI R Bull CBBC May 2017 C	0.2500	20,100 per 10,000 units	20,300 per 10,000 units	2017/05/29	250,000,000	2016/03/21
63786	BNP Paribas Arbit Issu B.V.	HSI R Bull CBBC Jun 2017 B	0.2500	20,000 per 10,000 units	20,200 per 10,000 units	2017/06/29	250,000,000	2016/03/21
63790	BNP Paribas Arbit Issu B.V.	HSI R Bull CBBC Jun 2017 C	0.2500	20,200 per 10,000 units	20,400 per 10,000 units	2017/06/29	250,000,000	2016/03/21
63757	BNP Paribas Arbit Issu B.V.	HSI R Bear CBBC Jul 2016 K	0.2500	20,500 per 10,000 units	20,300 per 10,000 units	2016/07/28	200,000,000	2016/03/21
63758	BNP Paribas Arbit Issu B.V.	HSI R Bear CBBC Jul 2016 L	0.2500	20,700 per 10,000 units	20,500 per 10,000 units	2016/07/28	200,000,000	2016/03/21
63833	Credit Suisse AG	HSI R Bull CBBC Jun 2017 C	0.2500	20,266 per 10,000 units	20,466 per 10,000 units	2017/06/29	200,000,000	2016/03/21
63845	Credit Suisse AG	HSI R Bull CBBC Jun 2017 D	0.2500	20,150 per 10,000 units	20,350 per 10,000 units	2017/06/29	200,000,000	2016/03/21
63778	Credit Suisse AG	HSI R Bear CBBC Jun 2016 R	0.2500	20,650 per 10,000 units	20,450 per 10,000 units	2016/06/29	200,000,000	2016/03/21
63777	Credit Suisse AG	HSI R Bear CBBC Jun 2016 U	0.2500	20,450 per 10,000 units	20,250 per 10,000 units	2016/06/29	200,000,000	2016/03/21
63784	Goldman Sachs SP (Asia)	HSI R Bull CBBC May 2017 P	0.2580	20,258 per 10,000 units	20,458 per 10,000 units	2017/05/29	200,000,000	2016/03/21
63780	Goldman Sachs SP (Asia)	HSI R Bear CBBC Jul 2016 N	0.2510	20,688 per 10,000 units	20,488 per 10,000 units	2016/07/28	200,000,000	2016/03/21
63854	J P Morgan SP BV	BOCL R Bull CBBC Jan 2017 A	0.2500	2.7800	2.8800	2017/01/20	100,000,000	2016/03/21
63853	J P Morgan SP BV	COVS R Bull CBBC Nov 2016 A	0.4000	23.8800	24.8800	2016/11/18	25,000,000	2016/03/21
63850	J P Morgan SP BV	HSI R Bull CBBC Nov 2016 B	0.2500	20,266 per 10,000 units	20,466 per 10,000 units	2016/11/29	200,000,000	2016/03/21
63851	J P Morgan SP BV	HSI R Bull CBBC Dec 2016 E	0.2500	20,100 per 10,000 units	20,300 per 10,000 units	2016/12/29	200,000,000	2016/03/21
63846	J P Morgan SP BV	HSI R Bear CBBC Jun 2016 L	0.2500	20,400 per 10,000 units	20,200 per 10,000 units	2016/06/29	200,000,000	2016/03/21
63849	J P Morgan SP BV	HSI R Bear CBBC Jun 2016 M	0.2500	20,700 per 10,000 units	20,500 per 10,000 units	2016/06/29	200,000,000	2016/03/21
63852	J P Morgan SP BV	Tencent R Bull CBBC Dec 2016 B	0.2500	142.28 per 100 units	144.88 per 100 units	2016/12/16	60,000,000	2016/03/21
63793	Macquarie Bank Ltd.	HSI R Bull CBBC Sep 2016 G	0.2500	19,550 per 15,000 units	19,750 per 15,000 units	2016/09/29	40,000,000	2016/03/21
63796	SGA Societe Generale Acceptance N.V.	HSI R Bull CBBC Nov16 D	0.2500	20,208 per 10,000 units	20,308 per 10,000 units	2016/11/29	200,000,000	2016/03/21
63801	SGA Societe Generale Acceptance N.V.	HSI R Bull CBBC Nov16 E	0.2500	20,258 per 10,000 units	20,458 per 10,000 units	2016/11/29	200,000,000	2016/03/21
63765	SGA Societe Generale Acceptance N.V.	HSI R Bear CBBC Jun16 S	0.2500	20,588 per 10,000 units	20,488 per 10,000 units	2016/06/29	200,000,000	2016/03/21
63771	SGA Societe Generale Acceptance N.V.	HSI R Bear CBBC Jul16 U	0.2500	21,838 per 10,000 units	21,638 per 10,000 units	2016/07/28	200,000,000	2016/03/21
63760	SGA Societe Generale Acceptance N.V.	HSI R Bear CBBC Jul16 X	0.2500	20,538 per 10,000 units	20,338 per 10,000 units	2016/07/28	200,000,000	2016/03/21
63772	SGA Societe Generale Acceptance N.V.	HSI R Bear CBBC Jul16 Y	0.2500	21,938 per 10,000 units	21,738 per 10,000 units	2016/07/28	200,000,000	2016/03/21
63805	SGA Societe Generale Acceptance N.V.	HSI R Bear CBBC Jul16 Z	0.2500	21,488 per 10,000 units	21,388 per 10,000 units	2016/07/28	200,000,000	2016/03/21
63823	UBS AG	HSI R Bull CBBC May 2017 D	0.2500	20,100 per 10,000 units	20,300 per 10,000 units	2017/05/29	200,000,000	2016/03/21
63822	UBS AG	HSI R Bull CBBC Jun 2017 U	0.2500	20,250 per 10,000 units	20,450 per 10,000 units	2017/06/29	200,000,000	2016/03/21
63808	UBS AG	HSI R Bear CBBC Jun 2016 O	0.2500	20,400 per 10,000 units	20,200 per 10,000 units	2016/06/29	200,000,000	2016/03/21

Newly listed callable bull/bear contracts (continued)

Code	Issuer	Name of issue	Issue prices (HK\$)	Strike price (HKD) / Strike level per 10 units	Call price (HKD) / Call level per 10 units	Expiry date	No. of issue (units)	Listing date
63809	UBS AG	HSI R Bear CBBC Jun 2016 P	0.2500	20,550 per 10,000 units	20,350 per 10,000 units	2016/06/29	200,000,000	2016/03/21
63811	UBS AG	HSI R Bear CBBC Jun 2016 Q	0.2500	20,700 per 10,000 units	20,500 per 10,000 units	2016/06/29	200,000,000	2016/03/21
63896	BNP Paribas Arbit Issu B.V.	HSI R Bear CBBC Aug 2016 C	0.2500	20,600 per 10,000 units	20,400 per 10,000 units	2016/08/30	200,000,000	2016/03/22
63885	Credit Suisse AG	HSI R Bull CBBC Jun 2017 E	0.2500	20,100 per 10,000 units	20,300 per 10,000 units	2017/06/29	200,000,000	2016/03/22
63887	Credit Suisse AG	HSI R Bull CBBC Jun 2017 F	0.2500	20,200 per 10,000 units	20,400 per 10,000 units	2017/06/29	200,000,000	2016/03/22
63915	Credit Suisse AG	HSI R Bear CBBC Jun 2016 C	0.2500	20,550 per 10,000 units	20,350 per 10,000 units	2016/06/29	200,000,000	2016/03/22
63914	Credit Suisse AG	HSI R Bear CBBC Jun 2016 V	0.2500	20,700 per 10,000 units	20,500 per 10,000 units	2016/06/29	200,000,000	2016/03/22
63891	Bank of East Asia	COVS R Bull CBBC Jul 2017 A	0.5500	20.6880	22.6880	2017/07/28	20,000,000	2016/03/22
63895	Bank of East Asia	HSBC Holdings R Bull CBBC Apr 2017 A	0.2500	43.50 per 100 units	44.80 per 100 units	2017/04/07	40,000,000	2016/03/22
63892	Bank of East Asia	TCH R Bull CBBC Mar 2017 A	0.2500	135 per 100 units	138 per 100 units	2017/03/17	40,000,000	2016/03/22
63927	Goldman Sachs SP (Asia)	HSI R Bull CBBC Dec 2016 G	0.2500	20,058 per 10,000 units	20,258 per 10,000 units	2016/12/29	200,000,000	2016/03/22
63890	Goldman Sachs SP (Asia)	HSI R Bear CBBC Jul 2016 O	0.2510	20,500 per 10,000 units	20,300 per 10,000 units	2016/07/28	200,000,000	2016/03/22
63856	HK Bank	ABC R Bear CBBC Dec 2016 B	0.2500	3.1400	3.0600	2016/12/12	40,000,000	2016/03/22
63882	HK Bank	AIA R Bull CBBC Oct 2016 H	0.4200	38.6600	39.2600	2016/10/31	40,000,000	2016/03/22
63855	HK Bank	COVS R Bull CBBC Dec 2016 B	0.4500	21.8600	22.3600	2016/12/30	40,000,000	2016/03/22
63881	HK Bank	China Life R Bull CBBC Nov 2016 F	0.2500	16.3600	16.8600	2016/11/07	50,000,000	2016/03/22
63877	HK Bank	HSCEI R Bull CBBC Oct 2016 Q	0.2500	8,396 per 10,000 units	8,496 per 10,000 units	2016/10/28	60,000,000	2016/03/22
63879	HK Bank	HSCEI R Bull CBBC Dec 2016 L	0.2500	7,796 per 10,000 units	7,896 per 10,000 units	2016/12/29	60,000,000	2016/03/22
63866	HK Bank	HSI R Bull CBBC Oct 2016 Z	0.2500	19,998 per 15,000 units	20,198 per 15,000 units	2016/10/28	150,000,000	2016/03/22
63867	HK Bank	HSI R Bull CBBC Nov 2016 V	0.2500	19,798 per 15,000 units	19,998 per 15,000 units	2016/11/29	150,000,000	2016/03/22
63858	HK Bank	PICC P&C R Bull CBBC Feb 2017 A	0.2500	11.4600	12.0600	2017/02/01	40,000,000	2016/03/22
63925	J P Morgan SP BV	AIA R Bear CBBC Jan 2017 A	0.2500	46.88 per 100 units	45.88 per 100 units	2017/01/20	100,000,000	2016/03/22
63923	J P Morgan SP BV	CNOOC R Bear CBBC Dec 2016 A	0.2500	9.9800	9.4800	2016/12/16	60,000,000	2016/03/22
63926	J P Morgan SP BV	Galaxy Ent R Bull CBBC Feb 2017 B	0.2500	23.88 per 100 units	24.88 per 100 units	2017/02/17	100,000,000	2016/03/22
63921	J P Morgan SP BV	HSI R Bull CBBC Mar 2017 C	0.2500	19,868 per 10,000 units	20,068 per 10,000 units	2017/03/30	150,000,000	2016/03/22
63917	J P Morgan SP BV	HSI R Bull CBBC Jun 2017 H	0.2500	20,200 per 10,000 units	20,400 per 10,000 units	2017/06/29	200,000,000	2016/03/22
63918	J P Morgan SP BV	HSI R Bear CBBC Jun 2016 N	0.2500	20,500 per 10,000 units	20,300 per 10,000 units	2016/06/29	200,000,000	2016/03/22
63897	SGA Societe Generale Acceptance N.V.	HSI R Bull CBBC Dec16 X	0.2500	20,058 per 10,000 units	20,258 per 10,000 units	2016/12/29	200,000,000	2016/03/22
63903	SGA Societe Generale Acceptance N.V.	HSI R Bear CBBC Jun16 N	0.2500	20,488 per 10,000 units	20,388 per 10,000 units	2016/06/29	200,000,000	2016/03/22
63904	UBS AG	HSI R Bull CBBC Feb 2017 F	0.2500	20,200 per 10,000 units	20,400 per 10,000 units	2017/02/27	200,000,000	2016/03/22
63907	UBS AG	HSI R Bull CBBC Feb 2017 G	0.2500	20,000 per 12,000 units	20,250 per 12,000 units	2017/02/27	200,000,000	2016/03/22
63908	UBS AG	HSI R Bear CBBC Jun 2016 R	0.2500	20,500 per 10,000 units	20,300 per 10,000 units	2016/06/29	200,000,000	2016/03/22
63912	UBS AG	HSI R Bear CBBC Jun 2016 S	0.2500	20,650 per 10,000 units	20,450 per 10,000 units	2016/06/29	200,000,000	2016/03/22
63950	Credit Suisse AG	HSI R Bull CBBC Jun 2017 G	0.2500	19,850 per 10,000 units	20,050 per 10,000 units	2017/06/29	200,000,000	2016/03/23
63928	Credit Suisse AG	HSI R Bear CBBC Jun 2016 M	0.2500	20,500 per 10,000 units	20,300 per 10,000 units	2016/06/29	200,000,000	2016/03/23
63951	Credit Suisse AG	HSI R Bear CBBC Jun 2016 N	0.2500	20,380 per 10,000 units	20,180 per 10,000 units	2016/06/29	200,000,000	2016/03/23
63931	Goldman Sachs SP (Asia)	HSI R Bear CBBC Jun 2016 A	0.2530	20,400 per 10,000 units	20,200 per 10,000 units	2016/06/29	200,000,000	2016/03/23
63955	J P Morgan SP BV	CNOOC R Bull CBBC Feb 2017 B	0.2500	7.5800	7.8800	2017/02/17	60,000,000	2016/03/23
63960	J P Morgan SP BV	HSI R Bull CBBC Jan 2017 C	0.2500	20,028 per 10,000 units	20,228 per 10,000 units	2017/01/26	150,000,000	2016/03/23
63958	J P Morgan SP BV	HSI R Bear CBBC Jun 2016 H	0.2500	20,600 per 10,000 units	20,400 per 10,000 units	2016/06/29	200,000,000	2016/03/23
63934	SGA Societe Generale Acceptance N.V.	HSI R Bull CBBC Oct16 W	0.2500	19,658 per 10,000 units	19,858 per 10,000 units	2016/10/28	200,000,000	2016/03/23
63942	SGA Societe Generale Acceptance N.V.	HSI R Bear CBBC Jun16 P	0.2500	20,288 per 10,000 units	20,188 per 10,000 units	2016/06/29	200,000,000	2016/03/23
63944	SGA Societe Generale Acceptance N.V.	HSI R Bear CBBC Jul16 E	0.2500	20,638 per 10,000 units	20,438 per 10,000 units	2016/07/28	200,000,000	2016/03/23

Newly listed callable bull/bear contracts (continued)

Code	Issuer	Name of issue	Issue prices (HK\$)	Strike price (HKD) / Strike level per 10 units	Call price (HKD) / Call level per 10 units	Expiry date	No. of issue (units)	Listing date
63945	UBS AG	HSI R Bull CBBC Jul 2017 H	0.2500	20,000 per 10,000 units	20,200 per 10,000 units	2017/07/28	200,000,000	2016/03/23
63946	UBS AG	HSI R Bear CBBC Jun 2016 F	0.2500	20,500 per 12,000 units	20,250 per 12,000 units	2016/06/29	200,000,000	2016/03/23
63947	UBS AG	HSI R Bear CBBC Jun 2016 H	0.2500	20,600 per 10,000 units	20,400 per 10,000 units	2016/06/29	200,000,000	2016/03/23
64008	BNP Paribas Arbit Issu B.V.	A50 Ch R Bull CBBC Dec 2016 E	0.2500	8.7000	9.0000	2016/12/30	100,000,000	2016/03/24
64000	BNP Paribas Arbit Issu B.V.	HSCEI R Bull CBBC May 2017 A	0.2500	8,200 per 10,000 units	8,400 per 10,000 units	2017/05/29	100,000,000	2016/03/24
63994	BNP Paribas Arbit Issu B.V.	HSI R Bull CBBC May 2017 D	0.2500	20,300 per 10,000 units	20,500 per 10,000 units	2017/05/29	250,000,000	2016/03/24
63972	BNP Paribas Arbit Issu B.V.	HSI R Bear CBBC Aug 2016 D	0.2500	20,800 per 10,000 units	20,600 per 10,000 units	2016/08/30	200,000,000	2016/03/24
63998	BNP Paribas Arbit Issu B.V.	HSI R Bear CBBC Aug 2016 E	0.2500	21,200 per 10,000 units	21,000 per 10,000 units	2016/08/30	200,000,000	2016/03/24
63999	BNP Paribas Arbit Issu B.V.	HSI R Bear CBBC Aug 2016 F	0.2500	21,400 per 10,000 units	21,200 per 10,000 units	2016/08/30	200,000,000	2016/03/24
64056	Credit Suisse AG	HSI R Bull CBBC Jun 2017 H	0.2500	20,050 per 10,000 units	20,250 per 10,000 units	2017/06/29	200,000,000	2016/03/24
64060	Credit Suisse AG	HSI R Bull CBBC Jun 2017 I	0.2500	19,750 per 10,000 units	19,950 per 10,000 units	2017/06/29	200,000,000	2016/03/24
64064	Credit Suisse AG	HSI R Bull CBBC Jun 2017 J	0.2500	20,348 per 10,000 units	20,548 per 10,000 units	2017/06/29	200,000,000	2016/03/24
63990	Credit Suisse AG	HSI R Bear CBBC Jun 2016 P	0.2500	20,600 per 10,000 units	20,400 per 10,000 units	2016/06/29	200,000,000	2016/03/24
63992	Credit Suisse AG	HSI R Bear CBBC Jun 2016 W	0.2500	20,750 per 10,000 units	20,550 per 10,000 units	2016/06/29	200,000,000	2016/03/24
64030	Goldman Sachs SP (Asia)	HSI R Bull CBBC Jun 2017 R	0.2590	20,340 per 10,000 units	20,540 per 10,000 units	2017/06/29	200,000,000	2016/03/24
63975	Goldman Sachs SP (Asia)	HSI R Bear CBBC Jun 2016 B	0.2510	20,738 per 10,000 units	20,538 per 10,000 units	2016/06/29	200,000,000	2016/03/24
63966	HK Bank	COVS R Bull CBBC Nov 2016 C	0.2500	23.3600	23.8600	2016/11/28	40,000,000	2016/03/24
63967	HK Bank	COVS R Bull CBBC Jul 2017 A	0.5500	20.3600	20.8600	2017/07/17	40,000,000	2016/03/24
63962	HK Bank	HSI R Bear CBBC Dec 2016 K	0.2500	20,688 per 15,000 units	20,488 per 15,000 units	2016/12/29	150,000,000	2016/03/24
63971	HK Bank	Sands China R Bull CBBC Dec 2016 F	0.4200	26.2600	27.0600	2016/12/30	40,000,000	2016/03/24
63969	HK Bank	SHK Ppt R Bull CBBC Apr 2017 A	0.2500	86.56 per 100 units	88.06 per 100 units	2017/04/28	40,000,000	2016/03/24
63968	HK Bank	TCH R Bull CBBC Dec 2016 H	0.2500	144.36 per 100 units	145.86 per 100 units	2016/12/19	50,000,000	2016/03/24
64054	J P Morgan SP BV	HSCEI R Bull CBBC Jul 2017 A	0.2500	8,300 per 10,000 units	8,500 per 10,000 units	2017/07/28	100,000,000	2016/03/24
64042	J P Morgan SP BV	HSI R Bull CBBC Jun 2017 I	0.2500	20,348 per 10,000 units	20,548 per 10,000 units	2017/06/29	150,000,000	2016/03/24
64050	J P Morgan SP BV	HSI R Bull CBBC Jul 2017 F	0.2500	19,968 per 10,000 units	20,168 per 10,000 units	2017/07/28	150,000,000	2016/03/24
64039	J P Morgan SP BV	HSI R Bear CBBC Jun 2016 G	0.2500	20,488 per 10,000 units	20,288 per 10,000 units	2016/06/29	150,000,000	2016/03/24
64047	J P Morgan SP BV	HSI R Bear CBBC Jun 2016 K	0.2500	20,800 per 10,000 units	20,600 per 10,000 units	2016/06/29	200,000,000	2016/03/24
64049	J P Morgan SP BV	HSI R Bear CBBC Jul 2016 H	0.2500	21,248 per 10,000 units	21,048 per 10,000 units	2016/07/28	150,000,000	2016/03/24
64076	J P Morgan SP BV	Ping An R Bull CBBC Dec 2016 D	0.2500	33.88 per 100 units	34.88 per 100 units	2016/12/16	100,000,000	2016/03/24
64077	J P Morgan SP BV	Ping An R Bear CBBC Jan 2017 A	0.2500	41.88 per 100 units	40.88 per 100 units	2017/01/20	100,000,000	2016/03/24
63980	Macquarie Bank Ltd.	HSI R Bull CBBC Dec 2016 D	0.2500	19,700 per 20,000 units	19,900 per 20,000 units	2016/12/29	40,000,000	2016/03/24
63983	Macquarie Bank Ltd.	HSI R Bear CBBC Sep 2016 D	0.2500	22,050 per 20,000 units	21,850 per 20,000 units	2016/09/29	40,000,000	2016/03/24
64018	SGA Societe Generale Acceptance N.V.	HSI R Bull CBBC Oct16 Y	0.2500	20,158 per 10,000 units	20,358 per 10,000 units	2016/10/28	200,000,000	2016/03/24
64019	SGA Societe Generale Acceptance N.V.	HSI R Bull CBBC Oct16 Z	0.2500	20,408 per 10,000 units	20,508 per 10,000 units	2016/10/28	200,000,000	2016/03/24
64020	SGA Societe Generale Acceptance N.V.	HSI R Bear CBBC Jul16 I	0.2500	20,688 per 10,000 units	20,588 per 10,000 units	2016/07/28	200,000,000	2016/03/24
64028	SGA Societe Generale Acceptance N.V.	HSI R Bear CBBC Jul16 P	0.2500	22,088 per 10,000 units	21,888 per 10,000 units	2016/07/28	200,000,000	2016/03/24
64069	UBS AG	HSI R Bull CBBC Jul 2017 I	0.2500	20,300 per 10,000 units	20,500 per 10,000 units	2017/07/28	200,000,000	2016/03/24
64074	UBS AG	HSI R Bull CBBC Sep 2017 D	0.2500	20,150 per 10,000 units	20,350 per 10,000 units	2017/09/28	200,000,000	2016/03/24
64065	UBS AG	HSI R Bear CBBC Jun 2016 T	0.2500	20,750 per 12,000 units	20,550 per 12,000 units	2016/06/29	200,000,000	2016/03/24
64067	UBS AG	HSI R Bear CBBC Jul 2016 M	0.2500	22,700 per 10,000 units	22,500 per 10,000 units	2016/07/28	200,000,000	2016/03/24
64068	UBS AG	HSI R Bear CBBC Jul 2016 N	0.2950	23,200 per 10,000 units	23,000 per 10,000 units	2016/07/28	200,000,000	2016/03/24
64104	BNP Paribas Arbit Issu B.V.	CSOP A50 ETF R Bull CBBC Dec16E	0.2500	10.2000	10.5000	2016/12/30	100,000,000	2016/03/29
64112	BNP Paribas Arbit Issu B.V.	HSI R Bull CBBC Jun 2017 D	0.2500	20,400 per 10,000 units	20,600 per 10,000 units	2017/06/29	250,000,000	2016/03/29

Newly listed callable bull/bear contracts (continued)

Code	Issuer	Name of issue	Issue prices (HK\$)	Strike price (HKD) / Strike level per 10 units	Call price (HKD) / Call level per 10 units	Expiry date	No. of issue (units)	Listing date
64096	BNP Paribas Arbit Issu B.V.	HSI R Bear CBBC Aug 2016 G	0.2500	21,600 per 10,000 units	21,400 per 10,000 units	2016/08/30	200,000,000	2016/03/29
64097	BNP Paribas Arbit Issu B.V.	HSI R Bear CBBC Aug 2016 H	0.2500	21,800 per 10,000 units	21,600 per 10,000 units	2016/08/30	200,000,000	2016/03/29
64103	BNP Paribas Arbit Issu B.V.	HSI R Bear CBBC Aug 2016 I	0.2500	22,000 per 10,000 units	21,800 per 10,000 units	2016/08/30	200,000,000	2016/03/29
64120	Credit Suisse AG	HSI R Bull CBBC Jun 2017 K	0.2500	20,350 per 10,000 units	20,550 per 10,000 units	2017/06/29	200,000,000	2016/03/29
64122	Credit Suisse AG	HSI R Bull CBBC Jun 2017 L	0.2500	20,471 per 10,000 units	20,671 per 10,000 units	2017/06/29	200,000,000	2016/03/29
64092	Credit Suisse AG	HSI R Bear CBBC Jun 2016 Z	0.2500	20,800 per 10,000 units	20,600 per 10,000 units	2016/06/29	200,000,000	2016/03/29
64095	Goldman Sachs SP (Asia)	HSI R Bull CBBC Jun 2017 S	0.2530	20,440 per 10,000 units	20,640 per 10,000 units	2017/06/29	200,000,000	2016/03/29
64134	Goldman Sachs SP (Asia)	HSI R Bull CBBC Jun 2017 T	0.2510	20,158 per 10,000 units	20,358 per 10,000 units	2017/06/29	200,000,000	2016/03/29
64137	Goldman Sachs SP (Asia)	HSI R Bear CBBC Jun 2016 C	0.2560	21,900 per 10,000 units	21,700 per 10,000 units	2016/06/29	200,000,000	2016/03/29
64138	Goldman Sachs SP (Asia)	HSI R Bear CBBC Jun 2016 D	0.2530	22,100 per 10,000 units	21,900 per 10,000 units	2016/06/29	200,000,000	2016/03/29
64087	HK Bank	A50 R Bull CBBC Jan 2017 D	0.2500	9.2600	9.3600	2017/01/16	50,000,000	2016/03/29
64080	HK Bank	HSI R Bull CBBC Dec 2016 V	0.2500	20,078 per 20,000 units	20,328 per 20,000 units	2016/12/29	400,000,000	2016/03/29
64086	HK Bank	Ping An R Bull CBBC Dec 2016 J	0.2900	33.4600	34.0600	2016/12/05	50,000,000	2016/03/29
64090	HK Bank	TCH R Bull CBBC Dec 2016 I	0.2500	150.36 per 100 units	151.86 per 100 units	2016/12/15	50,000,000	2016/03/29
64088	HK Bank	TCH R Bull CBBC Feb 2017 A	0.2500	147.36 per 100 units	148.86 per 100 units	2017/02/27	50,000,000	2016/03/29
64083	HK Bank	TCH R Bear CBBC Dec 2016 A	0.2500	169.36 per 100 units	167.86 per 100 units	2016/12/12	40,000,000	2016/03/29
64081	HK Bank	TCH R Bear CBBC Feb 2017 A	0.2500	161.36 per 100 units	159.86 per 100 units	2017/02/06	40,000,000	2016/03/29
64130	J P Morgan SP BV	A50 China R Bull CBBC Jan 2017 E	0.2500	9.0800	9.2800	2017/01/20	70,000,000	2016/03/29
64123	J P Morgan SP BV	HSI R Bull CBBC Feb 2017 Y	0.2500	20,300 per 10,000 units	20,500 per 10,000 units	2017/02/27	200,000,000	2016/03/29
64131	J P Morgan SP BV	HSI R Bull CBBC Jul 2017 G	0.2500	20,471 per 10,000 units	20,671 per 10,000 units	2017/07/28	200,000,000	2016/03/29
64132	J P Morgan SP BV	HSI R Bear CBBC Jul 2016 I	0.2500	21,448 per 10,000 units	21,248 per 10,000 units	2016/07/28	150,000,000	2016/03/29
64127	J P Morgan SP BV	Sands China R Bull CBBC Jan 2017 B	0.2500	26.68 per 100 units	27.88 per 100 units	2017/01/20	120,000,000	2016/03/29
64129	J P Morgan SP BV	Sands China R Bear CBBC Nov 2016 A	0.2500	36.88 per 100 units	34.88 per 100 units	2016/11/18	100,000,000	2016/03/29
64124	J P Morgan SP BV	Tencent R Bull CBBC Oct 2016 C	0.2500	146.28 per 100 units	148.88 per 100 units	2016/10/21	65,000,000	2016/03/29
64107	Macquarie Bank Ltd.	HSI R Bear CBBC Sep 2016 E	0.2500	22,300 per 20,000 units	22,100 per 20,000 units	2016/09/29	40,000,000	2016/03/29
64106	SGA Societe Generale Acceptance N.V.	HSI R Bull CBBC Sep16 K	0.2500	20,508 per 10,000 units	20,608 per 10,000 units	2016/09/29	200,000,000	2016/03/29
64105	SGA Societe Generale Acceptance N.V.	HSI R Bull CBBC Sep16 V	0.2500	20,308 per 10,000 units	20,408 per 10,000 units	2016/09/29	200,000,000	2016/03/29
64119	UBS AG	HSI R Bull CBBC May 2017 E	0.2500	20,450 per 10,000 units	20,650 per 10,000 units	2017/05/29	200,000,000	2016/03/29
64113	UBS AG	HSI R Bear CBBC Jun 2016 U	0.2500	20,800 per 10,000 units	20,600 per 10,000 units	2016/06/29	200,000,000	2016/03/29
64114	UBS AG	HSI R Bear CBBC Jun 2016 V	0.2500	22,500 per 10,000 units	22,300 per 10,000 units	2016/06/29	200,000,000	2016/03/29
64116	UBS AG	HSI R Bear CBBC Jun 2016 W	0.2500	22,750 per 12,000 units	22,550 per 12,000 units	2016/06/29	200,000,000	2016/03/29
64118	UBS AG	HSI R Bear CBBC Jun 2016 X	0.2500	22,900 per 10,000 units	22,700 per 10,000 units	2016/06/29	200,000,000	2016/03/29
64225	BNP Paribas Arbit Issu B.V.	HSI R Bull CBBC May 2017 E	0.2500	20,500 per 10,000 units	20,700 per 10,000 units	2017/05/29	250,000,000	2016/03/30
64199	BNP Paribas Arbit Issu B.V.	HSI R Bear CBBC Jul 2016 M	0.2500	20,900 per 10,000 units	20,700 per 10,000 units	2016/07/28	200,000,000	2016/03/30
64241	Credit Suisse AG	HKEX R Bull CBBC Nov 2016 A	0.2500	173.30 per 100 units	176.60 per 100 units	2016/11/30	100,000,000	2016/03/30
64238	Credit Suisse AG	HSI R Bull CBBC Jul 2017 A	0.2500	20,525 per 10,000 units	20,725 per 10,000 units	2017/07/28	200,000,000	2016/03/30
64221	Credit Suisse AG	HSI R Bear CBBC Jun 2016 X	0.2500	20,900 per 10,000 units	20,700 per 10,000 units	2016/06/29	200,000,000	2016/03/30
64218	Goldman Sachs SP (Asia)	HSI R Bull CBBC Jul 2017 A	0.2530	20,520 per 10,000 units	20,720 per 10,000 units	2017/07/28	200,000,000	2016/03/30
64198	Goldman Sachs SP (Asia)	HSI R Bear CBBC Jul 2016 P	0.2520	20,888 per 10,000 units	20,688 per 10,000 units	2016/07/28	200,000,000	2016/03/30
64146	HK Bank	BOCL R Bull CBBC Jul 2017 A	0.2500	2.8800	2.9600	2017/07/31	50,000,000	2016/03/30
64174	HK Bank	CUni R Bull CBBC Jun 2017 A	0.2500	8.6600	8.8600	2017/06/30	40,000,000	2016/03/30
64172	HK Bank	CC Bank R Bull CBBC Dec 2016 I	0.2500	4.5800	4.6600	2016/12/30	50,000,000	2016/03/30
64152	HK Bank	CSOP A50 ETF R Bull CBBC Jan 2017 D	0.2500	10.5600	10.6600	2017/01/09	50,000,000	2016/03/30

Newly listed callable bull/bear contracts (continued)

Code	Issuer	Name of issue	Issue prices (HK\$)	Strike price (HKD) / Strike level per 10 units	Call price (HKD) / Call level per 10 units	Expiry date	No. of issue (units)	Listing date
64159	HK Bank	CSOP A50 ETF R Bull CBBC Feb 2017 F	0.2500	9.7600	9.8600	2017/02/27	50,000,000	2016/03/30
64162	HK Bank	CSOP A50 ETF R Bull CBBC Feb 2017 G	0.2500	9.2600	9.3600	2017/02/28	50,000,000	2016/03/30
64167	HK Bank	CSOP A50 ETF R Bull CBBC Mar 2017 I	0.2800	8.6600	8.7600	2017/03/27	50,000,000	2016/03/30
64169	HK Bank	Galaxy Ent R Bull CBBC Jun 2017 B	0.4200	26.1600	26.9600	2017/06/26	40,000,000	2016/03/30
64170	HK Bank	Galaxy Ent R Bear CBBC Dec 2016 C	0.2500	37.66 per 100 units	36.86 per 100 units	2016/12/05	40,000,000	2016/03/30
64196	HK Bank	HKEX R Bull CBBC Nov 2016 I	0.2500	173.56 per 100 units	175.56 per 100 units	2016/11/30	50,000,000	2016/03/30
64177	HK Bank	HKEX R Bull CBBC Dec 2016 G	0.2500	169.86 per 100 units	171.86 per 100 units	2016/12/05	50,000,000	2016/03/30
64175	HK Bank	HS H-SH ETF R Bull CBBC Jul 2017 B	0.2500	81.26 per 100 units	82.26 per 100 units	2017/07/31	50,000,000	2016/03/30
64151	HK Bank	HSCEI R Bull CBBC Nov 2016 P	0.2500	8,596 per 10,000 units	8,696 per 10,000 units	2016/11/29	60,000,000	2016/03/30
64148	HK Bank	HSCEI R Bear CBBC Dec 2016 D	0.2500	9,486 per 10,000 units	9,386 per 10,000 units	2016/12/29	50,000,000	2016/03/30
64176	HK Bank	Sands China R Bull CBBC Feb 2017 A	0.3500	28.2600	29.0600	2017/02/27	40,000,000	2016/03/30
64255	J P Morgan SP BV	CSOP A50 ETF R Bull CBBC Jan 2017 C	0.2500	10.5200	10.7800	2017/01/20	60,000,000	2016/03/30
64245	J P Morgan SP BV	HKEX R Bull CBBC Nov 2016 F	0.2500	170.88 per 100 units	173.88 per 100 units	2016/11/18	40,000,000	2016/03/30
64248	J P Morgan SP BV	HSI R Bull CBBC Mar 2017 D	0.2500	20,168 per 10,000 units	20,368 per 10,000 units	2017/03/30	150,000,000	2016/03/30
64254	J P Morgan SP BV	HSI R Bear CBBC Jul 2016 L	0.2500	20,900 per 10,000 units	20,700 per 10,000 units	2016/07/28	200,000,000	2016/03/30
64226	Macquarie Bank Ltd.	HSI R Bull CBBC Sep 2016 H	0.2500	19,850 per 15,000 units	20,050 per 15,000 units	2016/09/29	40,000,000	2016/03/30
64229	Macquarie Bank Ltd.	HSI R Bear CBBC Sep 2016 F	0.2500	22,550 per 20,000 units	22,350 per 20,000 units	2016/09/29	40,000,000	2016/03/30
64203	SGA Societe Generale Acceptance N.V.	HSI R Bull CBBC Oct16 L	0.2500	20,108 per 10,000 units	20,208 per 10,000 units	2016/10/28	200,000,000	2016/03/30
64206	SGA Societe Generale Acceptance N.V.	HSI R Bull CBBC Oct16 M	0.2500	20,458 per 10,000 units	20,658 per 10,000 units	2016/10/28	200,000,000	2016/03/30
64202	SGA Societe Generale Acceptance N.V.	HSI R Bull CBBC Nov16 I	0.2500	19,058 per 10,000 units	19,258 per 10,000 units	2016/11/29	200,000,000	2016/03/30
64204	SGA Societe Generale Acceptance N.V.	HSI R Bull CBBC Nov16 J	0.2500	20,358 per 10,000 units	20,558 per 10,000 units	2016/11/29	200,000,000	2016/03/30
64230	SGA Societe Generale Acceptance N.V.	HSI R Bear CBBC Jun16 F	0.2500	21,488 per 10,000 units	21,288 per 10,000 units	2016/06/29	200,000,000	2016/03/30
64231	SGA Societe Generale Acceptance N.V.	HSI R Bear CBBC Jun16 I	0.2500	21,688 per 10,000 units	21,488 per 10,000 units	2016/06/29	200,000,000	2016/03/30
64215	SGA Societe Generale Acceptance N.V.	HSI R Bear CBBC Jun16 Q	0.2500	20,888 per 10,000 units	20,688 per 10,000 units	2016/06/29	200,000,000	2016/03/30
64217	SGA Societe Generale Acceptance N.V.	HSI R Bear CBBC Jun16 R	0.2500	22,188 per 10,000 units	21,988 per 10,000 units	2016/06/29	200,000,000	2016/03/30
64235	UBS AG	HSI R Bull CBBC Nov 2016 P	0.2500	20,350 per 12,000 units	20,550 per 12,000 units	2016/11/29	200,000,000	2016/03/30
64233	UBS AG	HSI R Bull CBBC Jun 2017 V	0.2500	20,500 per 10,000 units	20,700 per 10,000 units	2017/06/29	200,000,000	2016/03/30
64232	UBS AG	HSI R Bear CBBC Jun 2016 Y	0.2500	20,900 per 10,000 units	20,700 per 10,000 units	2016/06/29	200,000,000	2016/03/30
64308	Credit Suisse AG	HKEX R Bear CBBC Jun 2016 A	0.2500	203.50 per 100 units	200 per 100 units	2016/06/30	100,000,000	2016/03/31
64298	Credit Suisse AG	HSI R Bull CBBC Jul 2017 B	0.2500	20,400 per 10,000 units	20,600 per 10,000 units	2017/07/28	200,000,000	2016/03/31
64307	Credit Suisse AG	HSI R Bear CBBC Jul 2016 W	0.2500	20,850 per 10,000 units	20,650 per 10,000 units	2016/07/28	200,000,000	2016/03/31
64331	Goldman Sachs SP (Asia)	HSI R Bear CBBC Jul 2016 Q	0.2540	20,928 per 10,000 units	20,728 per 10,000 units	2016/07/28	200,000,000	2016/03/31
64278	HK Bank	China Mobile R Bear CBBC Apr 2017 A	0.3100	114.06 per 100 units	112.86 per 100 units	2017/04/28	40,000,000	2016/03/31
64277	HK Bank	China Life R Bull CBBC Jan 2017 B	0.2500	17.7600	18.2600	2017/01/16	50,000,000	2016/03/31
64286	HK Bank	CSOP A50 ETF R Bull CBBC Jan 2017 E	0.2500	10.8600	10.9600	2017/01/19	50,000,000	2016/03/31
64289	HK Bank	A50 R Bull CBBC Jan 2017 E	0.2500	9.5600	9.6600	2017/01/09	50,000,000	2016/03/31
64267	HK Bank	HKEX R Bull CBBC Dec 2016 H	0.2500	177.36 per 100 units	179.36 per 100 units	2016/12/30	50,000,000	2016/03/31
64256	HK Bank	HKEX R Bear CBBC Dec 2016 C	0.2500	205.86 per 100 units	203.86 per 100 units	2016/12/30	40,000,000	2016/03/31
64261	HK Bank	HKEX R Bear CBBC Jan 2017 A	0.2900	212.86 per 100 units	210.86 per 100 units	2017/01/09	40,000,000	2016/03/31
64263	HK Bank	HKEX R Bear CBBC Jan 2017 B	0.4500	227.86 per 100 units	225.86 per 100 units	2017/01/16	40,000,000	2016/03/31
64293	HK Bank	HSI R Bull CBBC Nov 2016 W	0.2500	20,298 per 15,000 units	20,498 per 15,000 units	2016/11/29	150,000,000	2016/03/31
64265	HK Bank	Haitong Sec R Bull CBBC Jan 2017 B	0.2500	11.1600	11.6600	2017/01/16	40,000,000	2016/03/31
64268	HK Bank	Ping An R Bull CBBC Dec 2016 K	0.2500	35.06 per 100 units	35.66 per 100 units	2016/12/12	50,000,000	2016/03/31

Newly listed callable bull/bear contracts (continued)

Code	Issuer	Name of issue	Issue prices (HK\$)	Strike price (HKD) / Strike level per 10 units	Call price (HKD) / Call level per 10 units	Expiry date	No. of issue (units)	Listing date
64270	HK Bank	TCH R Bear CBBC Jan 2017 A	0.3700	193.36 per 100 units	191.86 per 100 units	2017/01/16	40,000,000	2016/03/31
64272	HK Bank	TCH R Bear CBBC Feb 2017 B	0.4600	202.36 per 100 units	200.86 per 100 units	2017/02/27	40,000,000	2016/03/31
64326	J P Morgan SP BV	China Life R Bull CBBC Sep 2016 A	0.2700	16.8800	17.8800	2016/09/15	40,000,000	2016/03/31
64325	J P Morgan SP BV	Galaxy Ent R Bull CBBC Mar 2017 A	0.2500	25.88 per 100 units	26.88 per 100 units	2017/03/17	100,000,000	2016/03/31
64313	J P Morgan SP BV	HSI R Bull CBBC Sep 2017 C	0.2500	20,400 per 10,000 units	20,600 per 10,000 units	2017/09/28	200,000,000	2016/03/31
64318	J P Morgan SP BV	HSI R Bear CBBC Jul 2016 N	0.2500	21,348 per 10,000 units	21,148 per 10,000 units	2016/07/28	150,000,000	2016/03/31
64319	J P Morgan SP BV	HSI R Bear CBBC Jul 2016 Q	0.2500	21,648 per 10,000 units	21,448 per 10,000 units	2016/07/28	150,000,000	2016/03/31
64323	J P Morgan SP BV	HSI R Bear CBBC Aug 2016 L	0.2500	22,248 per 10,000 units	22,048 per 10,000 units	2016/08/30	150,000,000	2016/03/31
64299	SGA Societe Generale Acceptance N.V.	HSI R Bear CBBC Jul 16Q	0.2500	20,838 per 10,000 units	20,638 per 10,000 units	2016/07/28	200,000,000	2016/03/31
64300	SGA Societe Generale Acceptance N.V.	HSI R Bear CBBC Jul 16V	0.2500	20,938 per 10,000 units	20,738 per 10,000 units	2016/07/28	200,000,000	2016/03/31
64304	UBS AG	HSI R Bull CBBC Jun 2017 W	0.2500	20,400 per 10,000 units	20,600 per 10,000 units	2017/06/29	200,000,000	2016/03/31
64305	UBS AG	HSI R Bear CBBC Jul 2016 O	0.2500	20,850 per 10,000 units	20,650 per 10,000 units	2016/07/28	200,000,000	2016/03/31
64306	UBS AG	HSI R Bear CBBC Jul 2016 P	0.2500	21,300 per 10,000 units	21,100 per 10,000 units	2016/07/28	200,000,000	2016/03/31
64354	BNP Paribas Arbit Issu B.V.	CAM CSI300 R Bull CBBC Dec 16A	0.2500	36 per 100 units	37 per 100 units	2016/12/30	50,000,000	2016/04/01
64353	BNP Paribas Arbit Issu B.V.	A50 Ch R Bull CBBC Dec 2016 F	0.2500	9.2000	9.5000	2016/12/30	80,000,000	2016/04/01
64355	BNP Paribas Arbit Issu B.V.	HKEX R Bull CBBC Dec 2016 A	0.2500	170 per 100 units	175 per 100 units	2016/12/30	40,000,000	2016/04/01
64351	BNP Paribas Arbit Issu B.V.	HSCEI R Bear CBBC Aug 2016 B	0.2500	9,800 per 10,000 units	9,600 per 10,000 units	2016/08/30	100,000,000	2016/04/01
64352	BNP Paribas Arbit Issu B.V.	HSCEI R Bear CBBC Aug 2016 C	0.2500	10,200 per 10,000 units	10,000 per 10,000 units	2016/08/30	100,000,000	2016/04/01
64357	BNP Paribas Arbit Issu B.V.	TCH R Bull CBBC Dec 2016 B	0.2500	149 per 100 units	152 per 100 units	2016/12/30	50,000,000	2016/04/01
64358	Credit Suisse AG	HSI R Bull CBBC Jul 2017 C	0.2500	20,300 per 10,000 units	20,500 per 10,000 units	2017/07/28	200,000,000	2016/04/01
64359	Credit Suisse AG	HSI R Bear CBBC Jul 2016 X	0.2500	20,950 per 10,000 units	20,750 per 10,000 units	2016/07/28	200,000,000	2016/04/01
64371	Goldman Sachs SP (Asia)	HSI R Bull CBBC Jun 2017 U	0.2510	20,408 per 10,000 units	20,608 per 10,000 units	2017/06/29	200,000,000	2016/04/01
64370	Goldman Sachs SP (Asia)	HSI R Bear CBBC Jul 2016 R	0.2520	20,818 per 10,000 units	20,618 per 10,000 units	2016/07/28	200,000,000	2016/04/01
64350	HK Bank	CAM CSI300 R Bull CBBC Aug 2017 B	0.2500	36.26 per 100 units	37.06 per 100 units	2017/08/28	50,000,000	2016/04/01
64341	HK Bank	HSCEI R Bear CBBC Mar 2017 A	0.2500	9,986 per 10,000 units	9,886 per 10,000 units	2017/03/30	50,000,000	2016/04/01
64342	HK Bank	HSCEI R Bear CBBC Apr 2017 A	0.2500	10,486 per 10,000 units	10,386 per 10,000 units	2017/04/27	50,000,000	2016/04/01
64336	HK Bank	HSI R Bear CBBC Feb 2017 C	0.2500	22,988 per 15,000 units	22,788 per 15,000 units	2017/02/27	150,000,000	2016/04/01
64339	HK Bank	HSI R Bear CBBC Feb 2017 D	0.2500	21,888 per 15,000 units	21,688 per 15,000 units	2017/02/27	150,000,000	2016/04/01
64335	HK Bank	HSI R Bear CBBC Mar 2017 C	0.2500	23,788 per 15,000 units	23,588 per 15,000 units	2017/03/30	150,000,000	2016/04/01
64338	HK Bank	HSI R Bear CBBC Mar 2017 D	0.2500	25,078 per 20,000 units	24,828 per 20,000 units	2017/03/30	400,000,000	2016/04/01
64344	HK Bank	Sands China R Bear CBBC Jan 2017 A	0.3800	33.8600	33.0600	2017/01/16	40,000,000	2016/04/01
64346	HK Bank	Sands China R Bear CBBC Feb 2017 A	0.2500	39.06 per 100 units	38.26 per 100 units	2017/02/28	40,000,000	2016/04/01
64347	HK Bank	Sands China R Bear CBBC Apr 2017 A	0.2500	46.06 per 100 units	45.26 per 100 units	2017/04/28	40,000,000	2016/04/01
64349	HK Bank	TCH R Bull CBBC Dec 2016 J	0.2500	153.36 per 100 units	154.86 per 100 units	2016/12/30	50,000,000	2016/04/01
64376	J P Morgan SP BV	ABC R Bull CBBC Feb 2017 A	0.2500	2.5000	2.5800	2017/02/17	100,000,000	2016/04/01
64470	J P Morgan SP BV	Galaxy Ent R Bear CBBC Nov 2016 A	0.2500	36.88 per 100 units	34.88 per 100 units	2016/11/18	100,000,000	2016/04/01
64372	J P Morgan SP BV	HSCEI R Bear CBBC Nov 2016 A	0.2500	9,800 per 10,000 units	9,600 per 10,000 units	2016/11/29	100,000,000	2016/04/01
64373	J P Morgan SP BV	HSCEI R Bear CBBC Dec 2016 A	0.2500	10,600 per 10,000 units	10,400 per 10,000 units	2016/12/29	100,000,000	2016/04/01
64476	J P Morgan SP BV	HSCEI R Bear CBBC Dec 2016 B	0.2500	10,100 per 10,000 units	9,900 per 10,000 units	2016/12/29	100,000,000	2016/04/01
64486	J P Morgan SP BV	HSI R Bull CBBC Jun 2017 J	0.2500	20,068 per 10,000 units	20,268 per 10,000 units	2017/06/29	150,000,000	2016/04/01
64477	J P Morgan SP BV	HSI R Bear CBBC Jul 2016 R	0.2500	20,816 per 10,000 units	20,616 per 10,000 units	2016/07/28	150,000,000	2016/04/01
64478	J P Morgan SP BV	HSI R Bear CBBC Jul 2016 S	0.2500	21,948 per 10,000 units	21,748 per 10,000 units	2016/07/28	150,000,000	2016/04/01
64479	J P Morgan SP BV	HSI R Bear CBBC Sep 2016 A	0.2500	22,448 per 10,000 units	22,248 per 10,000 units	2016/09/29	150,000,000	2016/04/01

Newly listed callable bull/bear contracts (continued)

Code	Issuer	Name of issue	Issue prices (HK\$)	Strike price (HKD) / Strike level per 10 units	Call price (HKD) / Call level per 10 units	Expiry date	No. of issue (units)	Listing date
64480	J P Morgan SP BV	HSI R Bear CBBC Oct 2016 A	0.2500	22,748 per 10,000 units	22,548 per 10,000 units	2016/10/28	150,000,000	2016/04/01
64374	J P Morgan SP BV	ICBC R Bull CBBC Dec 2016 A	0.2500	3.8800	3.9800	2016/12/16	100,000,000	2016/04/01
64467	J P Morgan SP BV	Sands China R Bear CBBC Oct 2016 A	0.2500	38.88 per 100 units	36.88 per 100 units	2016/10/21	100,000,000	2016/04/01
64461	J P Morgan SP BV	Tencent R Bear CBBC Dec 2016 C	0.2500	170.88 per 100 units	167.88 per 100 units	2016/12/16	60,000,000	2016/04/01
64363	UBS AG	HSI R Bear CBBC Jul 2016 Q	0.2500	21,000 per 12,000 units	20,750 per 12,000 units	2016/07/28	200,000,000	2016/04/01
64365	UBS AG	HSI R Bear CBBC Jul 2016 R	0.2500	21,400 per 10,000 units	21,200 per 10,000 units	2016/07/28	200,000,000	2016/04/01
64495	BNP Paribas Arbit Issu B.V.	HSI R Bull CBBC May 2017 F	0.2500	20,300 per 10,000 units	20,500 per 10,000 units	2017/05/29	250,000,000	2016/04/05
64514	BNP Paribas Arbit Issu B.V.	HSI R Bull CBBC May 2017 G	0.2500	20,100 per 10,000 units	20,300 per 10,000 units	2017/05/29	250,000,000	2016/04/05
64491	BNP Paribas Arbit Issu B.V.	HSI R Bull CBBC Jun 2017 E	0.2500	20,200 per 10,000 units	20,400 per 10,000 units	2017/06/29	250,000,000	2016/04/05
64515	BNP Paribas Arbit Issu B.V.	HSI R Bear CBBC Aug 2016 J	0.2500	20,600 per 10,000 units	20,400 per 10,000 units	2016/08/30	200,000,000	2016/04/05
64496	Credit Suisse AG	HSI R Bull CBBC Jun 2017 M	0.2500	20,250 per 10,000 units	20,450 per 10,000 units	2017/06/29	200,000,000	2016/04/05
64530	Credit Suisse AG	HSI R Bull CBBC Jun 2017 N	0.2500	20,000 per 10,000 units	20,200 per 10,000 units	2017/06/29	200,000,000	2016/04/05
64531	Credit Suisse AG	HSI R Bear CBBC Jul 2016 Y	0.2500	20,546 per 10,000 units	20,346 per 10,000 units	2016/07/28	200,000,000	2016/04/05
64489	Goldman Sachs SP (Asia)	HSI R Bull CBBC Jun 2017 V	0.2550	20,308 per 10,000 units	20,508 per 10,000 units	2017/06/29	200,000,000	2016/04/05
64510	Goldman Sachs SP (Asia)	HSI R Bear CBBC Jul 2016 S	0.2540	20,588 per 10,000 units	20,388 per 10,000 units	2016/07/28	200,000,000	2016/04/05
64511	Goldman Sachs SP (Asia)	HSI R Bear CBBC Jul 2016 T	0.2510	20,750 per 10,000 units	20,550 per 10,000 units	2016/07/28	200,000,000	2016/04/05
64488	SGA Societe Generale Acceptance N.V.	HSI R Bull CBBC Oct16 P	0.2500	20,408 per 10,000 units	20,508 per 10,000 units	2016/10/28	200,000,000	2016/04/05
64519	SGA Societe Generale Acceptance N.V.	HSI R Bull CBBC Nov16 Y	0.2500	20,158 per 10,000 units	20,358 per 10,000 units	2016/11/29	200,000,000	2016/04/05
64516	SGA Societe Generale Acceptance N.V.	HSI R Bear CBBC Jul16 L	0.2500	20,488 per 10,000 units	20,388 per 10,000 units	2016/07/28	200,000,000	2016/04/05
64518	SGA Societe Generale Acceptance N.V.	HSI R Bear CBBC Aug16 W	0.2500	20,738 per 10,000 units	20,538 per 10,000 units	2016/08/30	200,000,000	2016/04/05
64528	UBS AG	HSCEI R Bear CBBC Jul 2016 A	0.2500	9,450 per 10,000 units	9,250 per 10,000 units	2016/07/28	200,000,000	2016/04/05
64529	UBS AG	HSCEI R Bear CBBC Jul 2016 B	0.2500	10,200 per 10,000 units	10,000 per 10,000 units	2016/07/28	200,000,000	2016/04/05
64520	UBS AG	HSI R Bull CBBC Jul 2017 J	0.2500	20,300 per 10,000 units	20,500 per 10,000 units	2017/07/28	200,000,000	2016/04/05
64522	UBS AG	HSI R Bull CBBC Sep 2017 E	0.2500	20,150 per 10,000 units	20,350 per 10,000 units	2017/09/28	200,000,000	2016/04/05
64523	UBS AG	HSI R Bear CBBC Jul 2016 S	0.2500	20,550 per 10,000 units	20,350 per 10,000 units	2016/07/28	200,000,000	2016/04/05
64524	UBS AG	HSI R Bear CBBC Jul 2016 T	0.2500	20,700 per 10,000 units	20,500 per 10,000 units	2016/07/28	200,000,000	2016/04/05
64526	UBS AG	HSI R Bear CBBC Jul 2016 U	0.2500	21,000 per 10,000 units	20,800 per 10,000 units	2016/07/28	200,000,000	2016/04/05
64558	BNP Paribas Arbit Issu B.V.	HSI R Bear CBBC Jul 2016 N	0.2500	20,500 per 10,000 units	20,300 per 10,000 units	2016/07/28	200,000,000	2016/04/06
64559	BNP Paribas Arbit Issu B.V.	HSI R Bear CBBC Jul 2016 O	0.2500	20,700 per 10,000 units	20,500 per 10,000 units	2016/07/28	200,000,000	2016/04/06
64574	Credit Suisse AG	HSI R Bull CBBC Jul 2017 D	0.2500	20,133 per 10,000 units	20,333 per 10,000 units	2017/07/28	200,000,000	2016/04/06
64582	Credit Suisse AG	HSI R Bear CBBC Jul 2016 A	0.2500	20,700 per 10,000 units	20,500 per 10,000 units	2016/07/28	200,000,000	2016/04/06
64581	Credit Suisse AG	HSI R Bear CBBC Jul 2016 Z	0.2500	20,500 per 10,000 units	20,300 per 10,000 units	2016/07/28	200,000,000	2016/04/06
64560	Bank of East Asia	CKH R Bull CBBC Sep 2017 A	0.2500	88.88 per 100 units	92.88 per 100 units	2017/09/01	40,000,000	2016/04/06
64561	Bank of East Asia	Galaxy Ent R Bull CBBC Jul 2017 A	0.4500	24.4700	25.2700	2017/07/03	25,000,000	2016/04/06
64563	Bank of East Asia	HKEK R Bull CBBC Mar 2017 A	0.2500	163.80 per 100 units	168 per 100 units	2017/03/16	40,000,000	2016/04/06
64562	Bank of East Asia	Sands China R Bull CBBC Sep 2017 A	0.5500	25.9280	26.9280	2017/09/28	25,000,000	2016/04/06
64573	Bank of East Asia	TCH R Bear CBBC Mar 2017 A	0.2500	175.80 per 100 units	172.80 per 100 units	2017/03/15	40,000,000	2016/04/06
64587	Goldman Sachs SP (Asia)	HSI R Bull CBBC Jun 2017 W	0.2560	20,058 per 10,000 units	20,258 per 10,000 units	2017/06/29	200,000,000	2016/04/06
64586	Goldman Sachs SP (Asia)	HSI R Bear CBBC Jul 2016 U	0.2550	20,650 per 10,000 units	20,450 per 10,000 units	2016/07/28	200,000,000	2016/04/06
64539	HK Bank	AIA R Bear CBBC Mar 2017 A	0.2500	43.9600	43.3600	2017/03/27	40,000,000	2016/04/06
64533	HK Bank	CNOOC R Bear CBBC Apr 2017 A	0.2500	9.4800	9.2800	2017/04/28	40,000,000	2016/04/06
64553	HK Bank	HS H-SH ETF R Bear CBBC Mar 2017 A	0.2500	101.66 per 100 units	100.66 per 100 units	2017/03/30	40,000,000	2016/04/06
64547	HK Bank	HSCEI R Bear CBBC Dec 2016 E	0.2500	8,986 per 10,000 units	8,886 per 10,000 units	2016/12/29	50,000,000	2016/04/06

Newly listed callable bull/bear contracts (continued)

Code	Issuer	Name of issue	Issue prices (HK\$)	Strike price (HKD) / Strike level per 10 units	Call price (HKD) / Call level per 10 units	Expiry date	No. of issue (units)	Listing date
64552	HK Bank	HSI R Bear CBBC Dec 2016 L	0.2500	20,788 per 15,000 units	20,588 per 15,000 units	2016/12/29	150,000,000	2016/04/06
64541	HK Bank	Lenovo R Bull CBBC Aug 2017 A	0.2500	3.8600	4.0600	2017/08/31	40,000,000	2016/04/06
64554	SG Issuer	HSI R Bull CBBC Nov 2016 D	0.2500	20,058 per 10,000 units	20,258 per 10,000 units	2016/11/29	200,000,000	2016/04/06
64556	SG Issuer	HSI R Bear CBBC Jul 2016 M	0.2500	20,588 per 10,000 units	20,488 per 10,000 units	2016/07/28	200,000,000	2016/04/06
64555	SG Issuer	HSI R Bear CBBC Aug 2016 X	0.2500	20,538 per 10,000 units	20,338 per 10,000 units	2016/08/30	200,000,000	2016/04/06
64584	UBS AG	HSI R Bull CBBC Nov 2016 Q	0.2500	19,838 per 12,000 units	20,088 per 12,000 units	2016/11/29	200,000,000	2016/04/06
64583	UBS AG	HSI R Bull CBBC Jun 2017 X	0.2500	20,100 per 10,000 units	20,300 per 10,000 units	2017/06/29	200,000,000	2016/04/06
64585	UBS AG	HSI R Bear CBBC Jul 2016 V	0.2500	20,600 per 10,000 units	20,400 per 10,000 units	2016/07/28	200,000,000	2016/04/06
64639	BNP Paribas Arbit Issu B.V.	HSI R Bull CBBC May 2017 H	0.2500	20,500 per 10,000 units	20,700 per 10,000 units	2017/05/29	250,000,000	2016/04/07
64618	BNP Paribas Arbit Issu B.V.	HSI R Bull CBBC Jun 2017 F	0.2500	20,400 per 10,000 units	20,600 per 10,000 units	2017/06/29	250,000,000	2016/04/07
64640	BNP Paribas Arbit Issu B.V.	HSI R Bull CBBC Jun 2017 G	0.2500	20,600 per 10,000 units	20,800 per 10,000 units	2017/06/29	250,000,000	2016/04/07
64607	BNP Paribas Arbit Issu B.V.	HSI R Bear CBBC Jul 2016 P	0.2500	20,900 per 10,000 units	20,700 per 10,000 units	2016/07/28	200,000,000	2016/04/07
64603	BNP Paribas Arbit Issu B.V.	HSI R Bear CBBC Aug 2016 K	0.2500	20,800 per 10,000 units	20,600 per 10,000 units	2016/08/30	200,000,000	2016/04/07
64621	BNP Paribas Arbit Issu B.V.	HSI R Bear CBBC Aug 2016 L	0.2500	21,000 per 10,000 units	20,800 per 10,000 units	2016/08/30	200,000,000	2016/04/07
64651	Credit Suisse AG	HSI R Bull CBBC Jun 2017 O	0.2500	20,600 per 10,000 units	20,800 per 10,000 units	2017/06/29	200,000,000	2016/04/07
64652	Credit Suisse AG	HSI R Bull CBBC Jun 2017 P	0.2500	20,350 per 10,000 units	20,550 per 10,000 units	2017/06/29	200,000,000	2016/04/07
64629	Credit Suisse AG	HSI R Bear CBBC Aug 2016 F	0.2500	20,650 per 10,000 units	20,450 per 10,000 units	2016/08/30	200,000,000	2016/04/07
64636	Credit Suisse AG	HSI R Bear CBBC Aug 2016 G	0.2500	20,900 per 10,000 units	20,700 per 10,000 units	2016/08/30	200,000,000	2016/04/07
64611	Goldman Sachs SP (Asia)	HSI R Bull CBBC Jun 2017 X	0.2570	20,188 per 10,000 units	20,388 per 10,000 units	2017/06/29	200,000,000	2016/04/07
64612	Goldman Sachs SP (Asia)	HSI R Bull CBBC Jun 2017 Y	0.2530	20,250 per 10,000 units	20,450 per 10,000 units	2017/06/29	200,000,000	2016/04/07
64598	Goldman Sachs SP (Asia)	HSI R Bear CBBC Jul 2016 V	0.2540	20,700 per 10,000 units	20,500 per 10,000 units	2016/07/28	200,000,000	2016/04/07
64707	Goldman Sachs SP (Asia)	HSI R Bear CBBC Jul 2016 W	0.2580	21,008 per 10,000 units	20,808 per 10,000 units	2016/07/28	200,000,000	2016/04/07
64718	Goldman Sachs SP (Asia)	HSI R Bear CBBC Jul 2016 X	0.2580	21,188 per 10,000 units	20,988 per 10,000 units	2016/07/28	200,000,000	2016/04/07
64721	Goldman Sachs SP (Asia)	HSI R Bear CBBC Jul 2016 Y	0.2510	21,388 per 10,000 units	21,188 per 10,000 units	2016/07/28	200,000,000	2016/04/07
64722	Goldman Sachs SP (Asia)	HSI R Bear CBBC Jul 2016 Z	0.2520	21,588 per 10,000 units	21,388 per 10,000 units	2016/07/28	200,000,000	2016/04/07
64623	SG Issuer	HSI R Bull CBBC Oct 2016 R	0.2500	20,208 per 10,000 units	20,308 per 10,000 units	2016/10/28	200,000,000	2016/04/07
64628	SG Issuer	HSI R Bull CBBC Nov 2016 E	0.2500	20,508 per 10,000 units	20,608 per 10,000 units	2016/11/29	200,000,000	2016/04/07
64626	SG Issuer	HSI R Bull CBBC Dec 2016 X	0.2500	20,258 per 10,000 units	20,458 per 10,000 units	2016/12/29	200,000,000	2016/04/07
64599	SG Issuer	HSI R Bear CBBC Aug 2016 Y	0.2500	20,638 per 10,000 units	20,438 per 10,000 units	2016/08/30	200,000,000	2016/04/07
64601	SG Issuer	HSI R Bear CBBC Aug 2016 Z	0.2500	20,788 per 10,000 units	20,688 per 10,000 units	2016/08/30	200,000,000	2016/04/07
64600	SG Issuer	HSI R Bear CBBC Sep 2016 E	0.2500	20,688 per 10,000 units	20,588 per 10,000 units	2016/09/29	200,000,000	2016/04/07
64680	UBS AG	HSCEI R Bull CBBC Jun 2017 C	0.2500	8,300 per 10,000 units	8,500 per 10,000 units	2017/06/29	200,000,000	2016/04/07
64668	UBS AG	HSI R Bull CBBC Nov 2016 R	0.2500	20,450 per 10,000 units	20,650 per 10,000 units	2016/11/29	200,000,000	2016/04/07
64673	UBS AG	HSI R Bull CBBC Nov 2016 S	0.2500	20,200 per 10,000 units	20,400 per 10,000 units	2016/11/29	200,000,000	2016/04/07
64666	UBS AG	HSI R Bull CBBC Jun 2017 Y	0.2500	20,600 per 10,000 units	20,800 per 10,000 units	2017/06/29	200,000,000	2016/04/07
64659	UBS AG	HSI R Bear CBBC Jul 2016 W	0.2500	20,650 per 10,000 units	20,450 per 10,000 units	2016/07/28	200,000,000	2016/04/07
64664	UBS AG	HSI R Bear CBBC Jul 2016 X	0.2500	20,800 per 10,000 units	20,600 per 10,000 units	2016/07/28	200,000,000	2016/04/07
64665	UBS AG	HSI R Bear CBBC Jul 2016 Y	0.2500	21,200 per 10,000 units	21,000 per 10,000 units	2016/07/28	200,000,000	2016/04/07
64693	UBS AG	HSI R Bear CBBC Jul 2016 Z	0.3100	23,700 per 10,000 units	23,500 per 10,000 units	2016/07/28	200,000,000	2016/04/07
64682	UBS AG	HSI R Bear CBBC Aug 2016 A	0.2500	22,600 per 10,000 units	22,400 per 10,000 units	2016/08/30	200,000,000	2016/04/07
64687	UBS AG	HSI R Bear CBBC Aug 2016 B	0.2500	23,000 per 10,000 units	22,800 per 10,000 units	2016/08/30	200,000,000	2016/04/07
64694	UBS AG	HSI R Bear CBBC Sep 2016 A	0.3600	24,200 per 10,000 units	24,000 per 10,000 units	2016/09/29	200,000,000	2016/04/07
64748	Credit Suisse AG	HSI R Bull CBBC Jun 2017 Q	0.2500	20,500 per 10,000 units	20,700 per 10,000 units	2017/06/29	200,000,000	2016/04/08

Newly listed callable bull/bear contracts (continued)

Code	Issuer	Name of issue	Issue prices (HK\$)	Strike price (HKD) / Strike level per 10 units	Call price (HKD) / Call level per 10 units	Expiry date	No. of issue (units)	Listing date
64750	Credit Suisse AG	HSI R Bear CBBC Jul 2016 D	0.2500	21,050 per 10,000 units	20,850 per 10,000 units	2016/07/28	200,000,000	2016/04/08
64731	Goldman Sachs SP (Asia)	HSI R Bull CBBC Jun 2017 H	0.2580	20,500 per 10,000 units	20,700 per 10,000 units	2017/06/29	200,000,000	2016/04/08
64729	Goldman Sachs SP (Asia)	HSI R Bull CBBC Jun 2017 Z	0.2560	20,600 per 10,000 units	20,800 per 10,000 units	2017/06/29	200,000,000	2016/04/08
64738	Macquarie Bank Ltd.	HSI R Bull CBBC Dec 2016 E	0.2500	20,000 per 20,000 units	20,200 per 20,000 units	2016/12/29	40,000,000	2016/04/08
64724	SG Issuer	HSI R Bull CBBC Oct 2016 Y	0.2500	20,308 per 10,000 units	20,408 per 10,000 units	2016/10/28	200,000,000	2016/04/08
64727	SG Issuer	HSI R Bull CBBC Oct 2016 Z	0.2500	20,558 per 10,000 units	20,758 per 10,000 units	2016/10/28	200,000,000	2016/04/08
64725	SG Issuer	HSI R Bull CBBC Nov 2016 J	0.2500	20,358 per 10,000 units	20,558 per 10,000 units	2016/11/29	200,000,000	2016/04/08
64735	SG Issuer	HSI R Bear CBBC Jul 2016 H	0.2500	20,888 per 10,000 units	20,788 per 10,000 units	2016/07/28	200,000,000	2016/04/08
64739	UBS AG	HSI R Bull CBBC Mar 2017 P	0.2500	20,500 per 12,000 units	20,750 per 12,000 units	2017/03/30	200,000,000	2016/04/08
64743	UBS AG	HSI R Bull CBBC Mar 2017 Q	0.2500	20,250 per 10,000 units	20,450 per 10,000 units	2017/03/30	200,000,000	2016/04/08
64745	UBS AG	HSI R Bear CBBC Jul 2016 A	0.2500	21,700 per 10,000 units	21,500 per 10,000 units	2016/07/28	200,000,000	2016/04/08
64744	UBS AG	HSI R Bear CBBC Aug 2016 C	0.2500	21,050 per 10,000 units	20,850 per 10,000 units	2016/08/30	200,000,000	2016/04/08
64746	UBS AG	HSI R Bear CBBC Aug 2016 D	0.2500	22,200 per 10,000 units	22,000 per 10,000 units	2016/08/30	200,000,000	2016/04/08
64762	Credit Suisse AG	HSI R Bull CBBC Jul 2017 E	0.2500	20,450 per 10,000 units	20,650 per 10,000 units	2017/07/28	200,000,000	2016/04/11
64763	Credit Suisse AG	HSI R Bear CBBC Aug 2016 H	0.2500	20,750 per 10,000 units	20,550 per 10,000 units	2016/08/30	200,000,000	2016/04/11
64764	Credit Suisse AG	HSI R Bear CBBC Aug 2016 I	0.2500	21,000 per 10,000 units	20,800 per 10,000 units	2016/08/30	200,000,000	2016/04/11
64754	Goldman Sachs SP (Asia)	HSI R Bear CBBC Jul 2016 A	0.2570	20,800 per 10,000 units	20,600 per 10,000 units	2016/07/28	200,000,000	2016/04/11
64753	SG Issuer	HSI R Bull CBBC Oct 2016 M	0.2500	20,608 per 10,000 units	20,708 per 10,000 units	2016/10/28	200,000,000	2016/04/11
64757	SG Issuer	HSI R Bear CBBC Jul 2016 F	0.2500	20,838 per 10,000 units	20,638 per 10,000 units	2016/07/28	200,000,000	2016/04/11
64758	SG Issuer	HSI R Bear CBBC Aug 2016 C	0.2500	21,038 per 10,000 units	20,838 per 10,000 units	2016/08/30	200,000,000	2016/04/11
64761	UBS AG	HSI R Bull CBBC Jun 2017 Z	0.2500	20,350 per 12,000 units	20,550 per 12,000 units	2017/06/29	200,000,000	2016/04/11
64760	UBS AG	HSI R Bull CBBC Sep 2017 F	0.2500	20,500 per 10,000 units	20,700 per 10,000 units	2017/09/28	200,000,000	2016/04/11
64767	UBS AG	HSI R Bear CBBC Jul 2016 B	0.2500	20,900 per 10,000 units	20,700 per 10,000 units	2016/07/28	200,000,000	2016/04/11
64765	UBS AG	HSI R Bear CBBC Aug 2016 E	0.2500	20,750 per 12,000 units	20,550 per 12,000 units	2016/08/30	200,000,000	2016/04/11
64777	BNP Paribas Arbit Issu B.V.	HSI R Bull CBBC Jun 2017 H	0.2500	20,000 per 10,000 units	20,200 per 10,000 units	2017/06/29	250,000,000	2016/04/12
64778	BNP Paribas Arbit Issu B.V.	HSI R Bull CBBC Jun 2017 I	0.2500	20,200 per 10,000 units	20,400 per 10,000 units	2017/06/29	250,000,000	2016/04/12
64835	BNP Paribas Arbit Issu B.V.	HSI R Bear CBBC Jul 2016 Q	0.2500	21,100 per 10,000 units	20,900 per 10,000 units	2016/07/28	200,000,000	2016/04/12
64827	BNP Paribas Arbit Issu B.V.	HSI R Bear CBBC Aug 2016 M	0.2500	20,400 per 10,000 units	20,200 per 10,000 units	2016/08/30	200,000,000	2016/04/12
64809	Credit Suisse AG	HSI R Bull CBBC Jun 2017 R	0.2500	20,250 per 10,000 units	20,450 per 10,000 units	2017/06/29	200,000,000	2016/04/12
64819	Credit Suisse AG	HSI R Bull CBBC Jun 2017 S	0.2500	19,950 per 10,000 units	20,150 per 10,000 units	2017/06/29	200,000,000	2016/04/12
64822	Credit Suisse AG	HSI R Bear CBBC Jul 2016 C	0.2500	20,600 per 10,000 units	20,400 per 10,000 units	2016/07/28	200,000,000	2016/04/12
64821	Credit Suisse AG	HSI R Bear CBBC Jul 2016 E	0.2500	20,378 per 10,000 units	20,178 per 10,000 units	2016/07/28	200,000,000	2016/04/12
64825	Credit Suisse AG	HSI R Bear CBBC Jul 2016 F	0.2500	20,850 per 10,000 units	20,650 per 10,000 units	2016/07/28	200,000,000	2016/04/12
64804	Goldman Sachs SP (Asia)	HSI R Bull CBBC Jun 2017 J	0.2530	19,950 per 10,000 units	20,150 per 10,000 units	2017/06/29	200,000,000	2016/04/12
64803	Goldman Sachs SP (Asia)	HSI R Bear CBBC Jul 2016 B	0.2530	20,488 per 10,000 units	20,288 per 10,000 units	2016/07/28	200,000,000	2016/04/12
64851	Goldman Sachs SP (Asia)	HSI R Bear CBBC Jul 2016 C	0.2580	20,388 per 10,000 units	20,188 per 10,000 units	2016/07/28	200,000,000	2016/04/12
64772	HK Bank	HSI R Bear CBBC Oct 2016 K	0.2500	20,988 per 15,000 units	20,788 per 15,000 units	2016/10/28	150,000,000	2016/04/12
64775	HK Bank	ICBC R Bull CBBC Jan 2017 A	0.2500	3.9600	4.0600	2017/01/16	50,000,000	2016/04/12
64774	HK Bank	Ping An R Bear CBBC Jan 2017 A	0.2500	45.56 per 100 units	44.96 per 100 units	2017/01/23	40,000,000	2016/04/12
64874	J P Morgan SP BV	AIA R Bull CBBC Dec 2016 A	0.2500	39.88 per 100 units	40.88 per 100 units	2016/12/16	150,000,000	2016/04/12
64873	J P Morgan SP BV	CC Bank R Bear CBBC Jan 2017 A	0.2500	5.1800	5.0800	2017/01/20	100,000,000	2016/04/12
64872	J P Morgan SP BV	Galaxy Ent R Bear CBBC Dec 2016 A	0.2500	30.88 per 100 units	28.88 per 100 units	2016/12/16	100,000,000	2016/04/12
64876	J P Morgan SP BV	HSCEI R Bear CBBC Feb 2017 A	0.2500	9,200 per 10,000 units	9,000 per 10,000 units	2017/02/27	100,000,000	2016/04/12

Newly listed callable bull/bear contracts (continued)

Code	Issuer	Name of issue	Issue prices (HK\$)	Strike price (HKD) / Strike level per 10 units	Call price (HKD) / Call level per 10 units	Expiry date	No. of issue (units)	Listing date
64798	J P Morgan SP BV	HSI R Bull CBBC Mar 2017 I	0.2500	20,298 per 10,000 units	20,498 per 10,000 units	2017/03/30	200,000,000	2016/04/12
64802	J P Morgan SP BV	HSI R Bull CBBC Apr 2017 S	0.2500	20,000 per 10,000 units	20,200 per 10,000 units	2017/04/27	200,000,000	2016/04/12
64866	J P Morgan SP BV	HSI R Bull CBBC May 2017 G	0.2500	19,168 per 10,000 units	19,368 per 10,000 units	2017/05/29	150,000,000	2016/04/12
64852	J P Morgan SP BV	HSI R Bear CBBC Jul 2016 T	0.2500	20,378 per 10,000 units	20,178 per 10,000 units	2016/07/28	200,000,000	2016/04/12
64854	J P Morgan SP BV	HSI R Bear CBBC Jul 2016 U	0.2500	20,500 per 10,000 units	20,300 per 10,000 units	2016/07/28	200,000,000	2016/04/12
64858	J P Morgan SP BV	HSI R Bear CBBC Jul 2016 W	0.2500	20,700 per 10,000 units	20,500 per 10,000 units	2016/07/28	200,000,000	2016/04/12
64859	J P Morgan SP BV	HSI R Bear CBBC Aug 2016 M	0.2500	20,900 per 10,000 units	20,700 per 10,000 units	2016/08/30	200,000,000	2016/04/12
64875	J P Morgan SP BV	Lenovo R Bull CBBC Feb 2017 A	0.2500	4.6800	4.8800	2017/02/17	60,000,000	2016/04/12
64870	J P Morgan SP BV	Sands China R Bull CBBC Feb 2017 A	0.2500	22.88 per 100 units	23.88 per 100 units	2017/02/17	100,000,000	2016/04/12
64869	J P Morgan SP BV	Sands China R Bear CBBC Dec 2016 B	0.2500	32.88 per 100 units	30.88 per 100 units	2016/12/16	100,000,000	2016/04/12
64808	Macquarie Bank Ltd.	HSI R Bear CBBC Sep 2016 G	0.2500	20,950 per 15,000 units	20,750 per 15,000 units	2016/09/29	40,000,000	2016/04/12
64779	SG Issuer	HSI R Bull CBBC Oct 2016 L	0.2500	19,958 per 10,000 units	20,158 per 10,000 units	2016/10/28	200,000,000	2016/04/12
64782	SG Issuer	HSI R Bull CBBC Nov 2016 Y	0.2500	20,158 per 10,000 units	20,358 per 10,000 units	2016/11/29	200,000,000	2016/04/12
64786	SG Issuer	HSI R Bear CBBC Jul 2016 G	0.2500	20,438 per 10,000 units	20,238 per 10,000 units	2016/07/28	200,000,000	2016/04/12
64844	UBS AG	HSI R Bull CBBC Jul 2017 K	0.2500	20,000 per 10,000 units	20,200 per 10,000 units	2017/07/28	200,000,000	2016/04/12
64842	UBS AG	HSI R Bull CBBC Sep 2017 G	0.2500	20,150 per 10,000 units	20,350 per 10,000 units	2017/09/28	200,000,000	2016/04/12
64847	UBS AG	HSI R Bear CBBC Jul 2016 C	0.2500	20,400 per 10,000 units	20,200 per 10,000 units	2016/07/28	200,000,000	2016/04/12
64849	UBS AG	HSI R Bear CBBC Jul 2016 D	0.2500	20,850 per 10,000 units	20,650 per 10,000 units	2016/07/28	200,000,000	2016/04/12
64890	BNP Paribas Arbit Issu B.V.	HSI R Bull CBBC May 2017 I	0.2500	19,900 per 10,000 units	20,100 per 10,000 units	2017/05/29	250,000,000	2016/04/13
64897	Credit Suisse AG	HSI R Bull CBBC Jul 2017 F	0.2500	20,047 per 10,000 units	20,247 per 10,000 units	2017/07/28	200,000,000	2016/04/13
64896	Credit Suisse AG	HSI R Bear CBBC Aug 2016 J	0.2500	20,450 per 10,000 units	20,250 per 10,000 units	2016/08/30	200,000,000	2016/04/13
64895	Goldman Sachs SP (Asia)	HSI R Bull CBBC Jun 2017 K	0.2570	20,040 per 10,000 units	20,240 per 10,000 units	2017/06/29	200,000,000	2016/04/13
64920	Goldman Sachs SP (Asia)	HSI R Bear CBBC Jul 2016 D	0.2570	21,788 per 10,000 units	21,588 per 10,000 units	2016/07/28	200,000,000	2016/04/13
64922	Goldman Sachs SP (Asia)	HSI R Bear CBBC Jul 2016 H	0.2590	21,988 per 10,000 units	21,788 per 10,000 units	2016/07/28	200,000,000	2016/04/13
64925	Goldman Sachs SP (Asia)	HSI R Bear CBBC Jul 2016 I	0.2580	22,188 per 10,000 units	21,988 per 10,000 units	2016/07/28	200,000,000	2016/04/13
64889	HK Bank	AIA R Bull CBBC Jan 2017 A	0.2500	40.4600	41.0600	2017/01/16	40,000,000	2016/04/13
64878	HK Bank	CNOOC R Bear CBBC Dec 2016 D	0.2500	10.2800	10.0800	2016/12/30	40,000,000	2016/04/13
64882	HK Bank	Galaxy Ent R Bear CBBC Jan 2017 A	0.2500	30.16 per 100 units	29.36 per 100 units	2017/01/16	40,000,000	2016/04/13
64877	HK Bank	HSI R Bear CBBC Nov 2016 I	0.2500	20,588 per 15,000 units	20,388 per 15,000 units	2016/11/29	150,000,000	2016/04/13
64880	HK Bank	Sands China R Bear CBBC Apr 2017 B	0.2500	32.06 per 100 units	31.26 per 100 units	2017/04/28	40,000,000	2016/04/13
64914	J P Morgan SP BV	CNOOC R Bear CBBC Feb 2017 B	0.2500	9.3800	9.0800	2017/02/17	60,000,000	2016/04/13
64919	J P Morgan SP BV	HSI R Bull CBBC Jun 2017 K	0.2500	19,900 per 10,000 units	20,100 per 10,000 units	2017/06/29	200,000,000	2016/04/13
64915	J P Morgan SP BV	HSI R Bear CBBC Jul 2016 X	0.2500	20,600 per 10,000 units	20,400 per 10,000 units	2016/07/28	200,000,000	2016/04/13
64910	J P Morgan SP BV	HSI R Bear CBBC Aug 2016 N	0.2500	20,400 per 10,000 units	20,200 per 10,000 units	2016/08/30	200,000,000	2016/04/13
64917	J P Morgan SP BV	HSI R Bear CBBC Aug 2016 O	0.2500	20,800 per 10,000 units	20,600 per 10,000 units	2016/08/30	200,000,000	2016/04/13
64913	J P Morgan SP BV	Tencent R Bull CBBC Nov 2016 B	0.2500	152.28 per 100 units	152.88 per 100 units	2016/11/18	60,000,000	2016/04/13
64891	SG Issuer	HSI R Bull CBBC Sep 2016 J	0.2500	20,008 per 10,000 units	20,108 per 10,000 units	2016/09/29	200,000,000	2016/04/13
64892	SG Issuer	HSI R Bear CBBC Aug 2016 D	0.2500	20,288 per 10,000 units	20,188 per 10,000 units	2016/08/30	200,000,000	2016/04/13
64906	UBS AG	HSCEI R Bear CBBC Jul 2016 C	0.2500	9,700 per 10,000 units	9,500 per 10,000 units	2016/07/28	100,000,000	2016/04/13
64904	UBS AG	HSI R Bull CBBC Jun 2017 D	0.2500	19,900 per 10,000 units	20,100 per 10,000 units	2017/06/29	200,000,000	2016/04/13
64902	UBS AG	HSI R Bull CBBC Sep 2017 H	0.2500	20,047 per 10,000 units	20,247 per 10,000 units	2017/09/28	200,000,000	2016/04/13
64898	UBS AG	HSI R Bear CBBC Aug 2016 F	0.2500	20,378 per 10,000 units	20,178 per 10,000 units	2016/08/30	200,000,000	2016/04/13
64899	UBS AG	HSI R Bear CBBC Aug 2016 G	0.2500	22,000 per 10,000 units	21,800 per 10,000 units	2016/08/30	200,000,000	2016/04/13

Newly listed callable bull/bear contracts (continued)

Code	Issuer	Name of issue	Issue prices (HK\$)	Strike price (HKD) / Strike level per 10 units	Call price (HKD) / Call level per 10 units	Expiry date	No. of issue (units)	Listing date
64926	BNP Paribas Arbit Issu B.V.	HSI R Bear CBBC Jul 2016 R	0.2500	20,500 per 10,000 units	20,300 per 10,000 units	2016/07/28	200,000,000	2016/04/14
64929	Credit Suisse AG	HSI R Bull CBBC Apr 2017 D	0.2500	20,000 per 10,000 units	20,200 per 10,000 units	2017/04/27	200,000,000	2016/04/14
64930	Credit Suisse AG	HSI R Bull CBBC Jun 2017 T	0.2500	19,500 per 10,000 units	19,700 per 10,000 units	2017/06/29	200,000,000	2016/04/14
64933	Credit Suisse AG	HSI R Bear CBBC Jul 2016 G	0.2500	20,500 per 10,000 units	20,300 per 10,000 units	2016/07/28	200,000,000	2016/04/14
64934	Credit Suisse AG	HSI R Bear CBBC Aug 2016 K	0.2500	21,118 per 10,000 units	20,918 per 10,000 units	2016/08/30	200,000,000	2016/04/14
64936	Credit Suisse AG	HSI R Bear CBBC Aug 2016 L	0.2500	21,400 per 10,000 units	21,200 per 10,000 units	2016/08/30	200,000,000	2016/04/14
64937	Credit Suisse AG	HSI R Bear CBBC Aug 2016 M	0.2500	21,550 per 10,000 units	21,350 per 10,000 units	2016/08/30	200,000,000	2016/04/14
64939	Credit Suisse AG	HSI R Bear CBBC Sep 2016 A	0.2500	21,900 per 10,000 units	21,700 per 10,000 units	2016/09/29	200,000,000	2016/04/14
64940	Credit Suisse AG	HSI R Bear CBBC Sep 2016 B	0.2500	22,100 per 10,000 units	21,900 per 10,000 units	2016/09/29	200,000,000	2016/04/14
64959	Goldman Sachs SP (Asia)	HSI R Bear CBBC Jul 2016 J	0.2570	20,900 per 10,000 units	20,700 per 10,000 units	2016/07/28	200,000,000	2016/04/14
64957	J P Morgan SP BV	CNOOC R Bull CBBC Jan 2017 A	0.2500	8.0300	8.2800	2017/01/20	60,000,000	2016/04/14
64948	J P Morgan SP BV	HKEX R Bear CBBC Nov 2016 A	0.2500	197.88 per 100 units	193.88 per 100 units	2016/11/18	40,000,000	2016/04/14
64946	J P Morgan SP BV	HSI R Bear CBBC Jul 2016 D	0.2500	21,000 per 10,000 units	20,800 per 10,000 units	2016/07/28	200,000,000	2016/04/14
64945	J P Morgan SP BV	HSI R Bear CBBC Sep 2016 B	0.2500	20,548 per 10,000 units	20,348 per 10,000 units	2016/09/29	150,000,000	2016/04/14
64956	J P Morgan SP BV	Tencent R Bull CBBC Dec 2016 C	0.2500	154.08 per 100 units	156.88 per 100 units	2016/12/16	60,000,000	2016/04/14
64953	J P Morgan SP BV	Tencent R Bear CBBC Jan 2017 B	0.2800	187.88 per 100 units	184.88 per 100 units	2017/01/20	60,000,000	2016/04/14
64927	SG Issuer	HSI R Bear CBBC Aug 2016 E	0.2500	20,388 per 10,000 units	20,288 per 10,000 units	2016/08/30	200,000,000	2016/04/14
64941	UBS AG	HSI R Bull CBBC Sep 2017 I	0.2500	19,950 per 10,000 units	20,150 per 10,000 units	2017/09/28	200,000,000	2016/04/14
64942	UBS AG	HSI R Bear CBBC Aug 2016 H	0.2500	20,500 per 12,000 units	20,250 per 12,000 units	2016/08/30	200,000,000	2016/04/14
64943	UBS AG	HSI R Bear CBBC Aug 2016 I	0.2500	21,000 per 12,000 units	20,750 per 12,000 units	2016/08/30	200,000,000	2016/04/14
64944	UBS AG	HSI R Bear CBBC Aug 2016 J	0.2500	21,550 per 10,000 units	21,350 per 10,000 units	2016/08/30	200,000,000	2016/04/14
64979	BNP Paribas Arbit Issu B.V.	HSI R Bull CBBC May 2017 J	0.2500	20,100 per 10,000 units	20,300 per 10,000 units	2017/05/29	250,000,000	2016/04/15
64981	BNP Paribas Arbit Issu B.V.	HSI R Bear CBBC Jul 2016 S	0.2500	21,300 per 10,000 units	21,100 per 10,000 units	2016/07/28	200,000,000	2016/04/15
64973	Credit Suisse AG	HSBC R Bull CBBC Nov 2016 B	0.2500	36.50 per 100 units	38 per 100 units	2016/11/30	50,000,000	2016/04/15
64982	Credit Suisse AG	HSI R Bull CBBC Jun 2017 U	0.2500	20,150 per 10,000 units	20,350 per 10,000 units	2017/06/29	200,000,000	2016/04/15
64974	Credit Suisse AG	HSI R Bull CBBC Jul 2017 G	0.2500	19,900 per 10,000 units	20,100 per 10,000 units	2017/07/28	200,000,000	2016/04/15
64978	Credit Suisse AG	HSI R Bear CBBC Jul 2016 H	0.2500	20,800 per 10,000 units	20,600 per 10,000 units	2016/07/28	200,000,000	2016/04/15
64977	Credit Suisse AG	HSI R Bear CBBC Aug 2016 N	0.2500	20,325 per 10,000 units	20,125 per 10,000 units	2016/08/30	200,000,000	2016/04/15
64965	Goldman Sachs SP (Asia)	HSI R Bull CBBC Jun 2017 L	0.2540	19,858 per 10,000 units	20,058 per 10,000 units	2017/06/29	200,000,000	2016/04/15
64967	Goldman Sachs SP (Asia)	HSI R Bull CBBC Jun 2017 M	0.2530	19,908 per 10,000 units	20,108 per 10,000 units	2017/06/29	200,000,000	2016/04/15
65001	Goldman Sachs SP (Asia)	HSI R Bull CBBC Jun 2017 O	0.2540	20,158 per 10,000 units	20,358 per 10,000 units	2017/06/29	200,000,000	2016/04/15
64992	J P Morgan SP BV	HKEX R Bull CBBC Oct 2016 G	0.2500	175.28 per 100 units	178.88 per 100 units	2016/10/21	40,000,000	2016/04/15
64998	J P Morgan SP BV	HSI R Bull CBBC Apr 2017 T	0.2500	19,868 per 10,000 units	20,068 per 10,000 units	2017/04/27	150,000,000	2016/04/15
64996	J P Morgan SP BV	HSI R Bull CBBC Jun 2017 L	0.2500	20,168 per 10,000 units	20,368 per 10,000 units	2017/06/29	150,000,000	2016/04/15
64985	J P Morgan SP BV	HSI R Bear CBBC Jul 2016 G	0.2500	20,325 per 10,000 units	20,125 per 10,000 units	2016/07/28	200,000,000	2016/04/15
65000	J P Morgan SP BV	HSI R Bear CBBC Sep 2016 C	0.2500	20,748 per 10,000 units	20,548 per 10,000 units	2016/09/29	150,000,000	2016/04/15
64995	J P Morgan SP BV	Lenovo R Bull CBBC Jan 2017 A	0.2500	5.2800	5.4800	2017/01/20	40,000,000	2016/04/15
64964	SG Issuer	HSI R Bull CBBC Sep 2016 Y	0.2500	20,058 per 10,000 units	20,258 per 10,000 units	2016/09/29	200,000,000	2016/04/15
64962	SG Issuer	HSI R Bull CBBC Oct 2016 P	0.2500	19,858 per 10,000 units	20,058 per 10,000 units	2016/10/28	200,000,000	2016/04/15
64966	SG Issuer	HSI R Bear CBBC Jul 2016 J	0.2500	20,338 per 10,000 units	20,138 per 10,000 units	2016/07/28	200,000,000	2016/04/15
65019	UBS AG	HSI R Bull CBBC Mar 2017 R	0.2500	20,170 per 10,000 units	20,370 per 10,000 units	2017/03/30	200,000,000	2016/04/15
65005	UBS AG	HSI R Bull CBBC Jul 2017 L	0.2500	19,850 per 10,000 units	20,050 per 10,000 units	2017/07/28	200,000,000	2016/04/15
65006	UBS AG	HSI R Bear CBBC Jul 2016 E	0.2500	20,325 per 10,000 units	20,125 per 10,000 units	2016/07/28	200,000,000	2016/04/15

Newly listed callable bull/bear contracts (continued)

Code	Issuer	Name of issue	Issue prices (HK\$)	Strike price (HKD) / Strike level per 10 units	Call price (HKD) / Call level per 10 units	Expiry date	No. of issue (units)	Listing date
65018	UBS AG	HSI R Bear CBBC Jul 2016 G	0.2500	20,500 per 10,000 units	20,300 per 10,000 units	2016/07/28	200,000,000	2016/04/15
65047	BNP Paribas Arbit Issu B.V.	HSI R Bear CBBC Jul 2016 T	0.2500	20,700 per 10,000 units	20,500 per 10,000 units	2016/07/28	200,000,000	2016/04/18
65043	BNP Paribas Arbit Issu B.V.	HSI R Bear CBBC Aug 2016 N	0.2500	20,600 per 10,000 units	20,400 per 10,000 units	2016/08/30	200,000,000	2016/04/18
65074	Credit Suisse AG	HSI R Bull CBBC Jul 2017 H	0.2500	20,200 per 10,000 units	20,400 per 10,000 units	2017/07/28	200,000,000	2016/04/18
65071	Credit Suisse AG	HSI R Bear CBBC Aug 2016 O	0.2500	20,650 per 10,000 units	20,450 per 10,000 units	2016/08/30	200,000,000	2016/04/18
65041	Bank of East Asia	ABC R Bull CBBC Mar 2017 A	0.2500	2.4200	2.5500	2017/03/20	80,000,000	2016/04/18
65040	Bank of East Asia	BOCL R Bull CBBC Mar 2017 A	0.2500	2.6500	2.7800	2017/03/17	80,000,000	2016/04/18
65037	Bank of East Asia	CC Bank R Bull CBBC Mar 2017 A	0.2500	4.2800	4.4800	2017/03/16	80,000,000	2016/04/18
65042	Bank of East Asia	CM Bank R Bull CBBC Mar 2017 A	0.2500	14.2800	14.6800	2017/03/21	40,000,000	2016/04/18
65034	Bank of East Asia	TCH R Bull CBBC Mar 2017 B	0.2500	145 per 100 units	148 per 100 units	2017/03/15	40,000,000	2016/04/18
65062	Goldman Sachs SP (Asia)	HSI R Bull CBBC Jun 2017 P	0.2540	20,270 per 10,000 units	20,470 per 10,000 units	2017/06/29	200,000,000	2016/04/18
65088	Goldman Sachs SP (Asia)	HSI R Bull CBBC Jun 2017 R	0.2570	20,000 per 10,000 units	20,200 per 10,000 units	2017/06/29	200,000,000	2016/04/18
65056	Goldman Sachs SP (Asia)	HSI R Bear CBBC Jul 2016 K	0.2520	20,580 per 10,000 units	20,380 per 10,000 units	2016/07/28	200,000,000	2016/04/18
65057	Goldman Sachs SP (Asia)	HSI R Bear CBBC Jul 2016 L	0.2590	20,728 per 10,000 units	20,528 per 10,000 units	2016/07/28	200,000,000	2016/04/18
65023	HK Bank	China Life R Bear CBBC Jan 2017 A	0.2500	20.2600	19.7600	2017/01/09	40,000,000	2016/04/18
65025	HK Bank	PetCh R Bear CBBC Jan 2017 A	0.2500	5.4600	5.2600	2017/01/16	40,000,000	2016/04/18
65021	HK Bank	TCH R Bull CBBC Jan 2017 B	0.2500	153.36 per 100 units	154.86 per 100 units	2017/01/16	50,000,000	2016/04/18
65027	HK Bank	TCH R Bear CBBC Jan 2017 B	0.3100	189.38 per 100 units	187.88 per 100 units	2017/01/16	40,000,000	2016/04/18
65033	HK Bank	TCH R Bear CBBC Feb 2017 C	0.3900	197.38 per 100 units	195.88 per 100 units	2017/02/13	40,000,000	2016/04/18
65022	HK Bank	TCH R Bear CBBC Apr 2017 A	0.5500	212.36 per 100 units	210.86 per 100 units	2017/04/10	40,000,000	2016/04/18
65091	J P Morgan SP BV	HSI R Bull CBBC Jan 2017 T	0.2500	20,268 per 10,000 units	20,468 per 10,000 units	2017/01/26	150,000,000	2016/04/18
65093	J P Morgan SP BV	HSI R Bull CBBC May 2017 H	0.2500	19,968 per 10,000 units	20,168 per 10,000 units	2017/05/29	150,000,000	2016/04/18
65097	J P Morgan SP BV	HSI R Bear CBBC Jul 2016 O	0.2500	20,848 per 10,000 units	20,648 per 10,000 units	2016/07/28	150,000,000	2016/04/18
65090	J P Morgan SP BV	HSI R Bear CBBC Sep 2016 D	0.2500	20,588 per 10,000 units	20,388 per 10,000 units	2016/09/29	150,000,000	2016/04/18
65068	SG Issuer	HSI R Bull CBBC Oct 2016 A	0.2500	20,258 per 10,000 units	20,458 per 10,000 units	2016/10/28	200,000,000	2016/04/18
65064	SG Issuer	HSI R Bull CBBC Oct 2016 R	0.2500	20,208 per 10,000 units	20,308 per 10,000 units	2016/10/28	200,000,000	2016/04/18
65048	SG Issuer	HSI R Bear CBBC Jul 2016 K	0.2500	20,488 per 10,000 units	20,388 per 10,000 units	2016/07/28	200,000,000	2016/04/18
65054	SG Issuer	HSI R Bear CBBC Aug 2016 F	0.2500	20,738 per 10,000 units	20,538 per 10,000 units	2016/08/30	200,000,000	2016/04/18
65087	UBS AG	HSI R Bull CBBC Nov 2016 T	0.2500	20,100 per 10,000 units	20,300 per 10,000 units	2016/11/29	200,000,000	2016/04/18
65086	UBS AG	HSI R Bull CBBC Jun 2017 E	0.2500	20,273 per 10,000 units	20,473 per 10,000 units	2017/06/29	200,000,000	2016/04/18
65075	UBS AG	HSI R Bear CBBC Jul 2016 H	0.2500	20,600 per 10,000 units	20,400 per 10,000 units	2016/07/28	200,000,000	2016/04/18
65076	UBS AG	HSI R Bear CBBC Aug 2016 K	0.2500	20,750 per 12,000 units	20,550 per 12,000 units	2016/08/30	200,000,000	2016/04/18
65083	UBS AG	TCH R Bull CBBC Sep 2016 D	0.2500	147.50 per 100 units	150 per 100 units	2016/09/26	50,000,000	2016/04/18
65084	UBS AG	Tencent R Bear CBBC Sep 2016 A	0.2500	178 per 100 units	175 per 100 units	2016/09/26	50,000,000	2016/04/18
65134	BNP Paribas Arbit Issu B.V.	HSI R Bull CBBC May 2017 K	0.2500	20,300 per 10,000 units	20,500 per 10,000 units	2017/05/29	250,000,000	2016/04/19
65119	Credit Suisse AG	HSI R Bull CBBC Apr 2017 E	0.2500	20,300 per 10,000 units	20,500 per 10,000 units	2017/04/27	200,000,000	2016/04/19
65118	Credit Suisse AG	HSI R Bear CBBC Jul 2016 K	0.2500	20,700 per 10,000 units	20,500 per 10,000 units	2016/07/28	200,000,000	2016/04/19
65158	Goldman Sachs SP (Asia)	HSI R Bull CBBC Jun 2017 S	0.2570	20,303 per 10,000 units	20,503 per 10,000 units	2017/06/29	200,000,000	2016/04/19
65159	Goldman Sachs SP (Asia)	HSI R Bull CBBC Jun 2017 T	0.2530	20,100 per 10,000 units	20,300 per 10,000 units	2017/06/29	200,000,000	2016/04/19
65099	HK Bank	CNOOC R Bull CBBC Feb 2017 A	0.2500	8.2600	8.4600	2017/02/27	50,000,000	2016/04/19
65100	HK Bank	Sinopec Corp R Bull CBBC Feb 2017 A	0.2500	4.6100	4.7600	2017/02/27	50,000,000	2016/04/19
65110	HK Bank	HKEX R Bull CBBC Jan 2017 A	0.2500	180.86 per 100 units	182.86 per 100 units	2017/01/23	50,000,000	2016/04/19
65109	HK Bank	HKEX R Bear CBBC Jun 2017 B	0.2500	194.86 per 100 units	192.86 per 100 units	2017/06/30	40,000,000	2016/04/19

Newly listed callable bull/bear contracts (continued)

Code	Issuer	Name of issue	Issue prices (HK\$)	Strike price (HKD) / Strike level per 10 units	Call price (HKD) / Call level per 10 units	Expiry date	No. of issue (units)	Listing date
65098	HK Bank	HSI R Bull CBBC Oct 2016 D	0.2500	19,998 per 15,000 units	20,198 per 15,000 units	2016/10/28	150,000,000	2016/04/19
65132	J P Morgan SP BV	HSI R Bull CBBC May 2017 I	0.2500	20,100 per 10,000 units	20,300 per 10,000 units	2017/05/29	200,000,000	2016/04/19
65163	J P Morgan SP BV	HSI R Bull CBBC May 2017 J	0.2500	20,304 per 10,000 units	20,504 per 10,000 units	2017/05/29	150,000,000	2016/04/19
65125	J P Morgan SP BV	HSI R Bear CBBC Jul 2016 P	0.2500	20,700 per 10,000 units	20,500 per 10,000 units	2016/07/28	200,000,000	2016/04/19
65126	J P Morgan SP BV	HSI R Bear CBBC Aug 2016 P	0.2500	21,748 per 10,000 units	21,548 per 10,000 units	2016/08/30	150,000,000	2016/04/19
65127	J P Morgan SP BV	HSI R Bear CBBC Dec 2016 A	0.2500	22,600 per 10,000 units	22,400 per 10,000 units	2016/12/29	200,000,000	2016/04/19
65113	SG Issuer	HSI R Bull CBBC Dec 2016 W	0.2500	20,308 per 10,000 units	20,408 per 10,000 units	2016/12/29	200,000,000	2016/04/19
65114	SG Issuer	HSI R Bear CBBC Jul 2016 N	0.2500	20,588 per 10,000 units	20,488 per 10,000 units	2016/07/28	200,000,000	2016/04/19
65117	SG Issuer	HSI R Bear CBBC Jul 2016 O	0.2500	20,938 per 10,000 units	20,738 per 10,000 units	2016/07/28	200,000,000	2016/04/19
65141	UBS AG	HSI R Bull CBBC Sep 2017 J	0.2500	20,300 per 10,000 units	20,500 per 10,000 units	2017/09/28	200,000,000	2016/04/19
65138	UBS AG	HSI R Bear CBBC Jul 2016 F	0.2500	21,138 per 12,000 units	20,888 per 12,000 units	2016/07/28	200,000,000	2016/04/19
65136	UBS AG	HSI R Bear CBBC Jul 2016 K	0.2500	20,650 per 10,000 units	20,450 per 10,000 units	2016/07/28	200,000,000	2016/04/19
65198	BNP Paribas Arbit Issu B.V.	HSCEI R Bull CBBC Jun 2017 A	0.2500	8,400 per 10,000 units	8,600 per 10,000 units	2017/06/29	100,000,000	2016/04/20
65181	BNP Paribas Arbit Issu B.V.	HSI R Bull CBBC May 2017 L	0.2500	20,500 per 10,000 units	20,700 per 10,000 units	2017/05/29	250,000,000	2016/04/20
65183	BNP Paribas Arbit Issu B.V.	HSI R Bull CBBC May 2017 M	0.2500	20,700 per 10,000 units	20,900 per 10,000 units	2017/05/29	250,000,000	2016/04/20
65329	BNP Paribas Arbit Issu B.V.	HSI R Bull CBBC May 2017 N	0.2500	20,900 per 10,000 units	21,100 per 10,000 units	2017/05/29	250,000,000	2016/04/20
65180	BNP Paribas Arbit Issu B.V.	HSI R Bull CBBC Jun 2017 J	0.2500	20,400 per 10,000 units	20,600 per 10,000 units	2017/06/29	250,000,000	2016/04/20
65328	BNP Paribas Arbit Issu B.V.	HSI R Bull CBBC Jun 2017 K	0.2500	20,800 per 10,000 units	21,000 per 10,000 units	2017/06/29	250,000,000	2016/04/20
65168	BNP Paribas Arbit Issu B.V.	HSI R Bear CBBC Feb 2017 A	0.2500	20,800 per 10,000 units	20,600 per 10,000 units	2017/02/27	200,000,000	2016/04/20
65171	BNP Paribas Arbit Issu B.V.	HSI R Bear CBBC Feb 2017 B	0.2500	21,000 per 10,000 units	20,800 per 10,000 units	2017/02/27	200,000,000	2016/04/20
65185	BNP Paribas Arbit Issu B.V.	HSI R Bear CBBC Feb 2017 C	0.2500	21,200 per 10,000 units	21,000 per 10,000 units	2017/02/27	250,000,000	2016/04/20
65191	BNP Paribas Arbit Issu B.V.	HSI R Bear CBBC Feb 2017 D	0.2500	22,400 per 10,000 units	22,200 per 10,000 units	2017/02/27	250,000,000	2016/04/20
65192	BNP Paribas Arbit Issu B.V.	HSI R Bear CBBC Feb 2017 E	0.2500	22,600 per 10,000 units	22,400 per 10,000 units	2017/02/27	250,000,000	2016/04/20
65193	BNP Paribas Arbit Issu B.V.	HSI R Bear CBBC Feb 2017 F	0.2500	22,800 per 10,000 units	22,600 per 10,000 units	2017/02/27	250,000,000	2016/04/20
65194	BNP Paribas Arbit Issu B.V.	HSI R Bear CBBC Feb 2017 G	0.2500	23,000 per 10,000 units	22,800 per 10,000 units	2017/02/27	250,000,000	2016/04/20
65196	BNP Paribas Arbit Issu B.V.	HSI R Bear CBBC Feb 2017 H	0.2500	23,200 per 10,000 units	23,000 per 10,000 units	2017/02/27	250,000,000	2016/04/20
65173	BNP Paribas Arbit Issu B.V.	HSI R Bear CBBC Mar 2017 A	0.2500	21,100 per 10,000 units	20,900 per 10,000 units	2017/03/30	200,000,000	2016/04/20
65186	BNP Paribas Arbit Issu B.V.	HSI R Bear CBBC Mar 2017 B	0.2500	21,500 per 10,000 units	21,300 per 10,000 units	2017/03/30	250,000,000	2016/04/20
65187	BNP Paribas Arbit Issu B.V.	HSI R Bear CBBC Mar 2017 C	0.2500	21,700 per 10,000 units	21,500 per 10,000 units	2017/03/30	250,000,000	2016/04/20
65189	BNP Paribas Arbit Issu B.V.	HSI R Bear CBBC Mar 2017 D	0.2500	21,900 per 10,000 units	21,700 per 10,000 units	2017/03/30	250,000,000	2016/04/20
65190	BNP Paribas Arbit Issu B.V.	HSI R Bear CBBC Mar 2017 E	0.2500	22,100 per 10,000 units	21,900 per 10,000 units	2017/03/30	250,000,000	2016/04/20
65241	Credit Suisse AG	HKEX R Bull CBBC Dec 2016 A	0.2500	184.70 per 100 units	188 per 100 units	2016/12/30	50,000,000	2016/04/20
65242	Credit Suisse AG	HKEX R Bear CBBC Sep 2016 A	0.2500	215.50 per 100 units	212 per 100 units	2016/09/30	50,000,000	2016/04/20
65253	Credit Suisse AG	HSI R Bull CBBC Jun 2017 V	0.2500	20,250 per 10,000 units	20,450 per 10,000 units	2017/06/29	200,000,000	2016/04/20
65254	Credit Suisse AG	HSI R Bull CBBC Jun 2017 W	0.2500	20,500 per 10,000 units	20,700 per 10,000 units	2017/06/29	200,000,000	2016/04/20
65257	Credit Suisse AG	HSI R Bull CBBC Jun 2017 X	0.2500	20,750 per 10,000 units	20,950 per 10,000 units	2017/06/29	200,000,000	2016/04/20
65258	Credit Suisse AG	HSI R Bull CBBC Jun 2017 Y	0.2500	20,958 per 10,000 units	21,158 per 10,000 units	2017/06/29	200,000,000	2016/04/20
65222	Credit Suisse AG	HSI R Bear CBBC Jul 2016 J	0.2500	20,900 per 10,000 units	20,700 per 10,000 units	2016/07/28	200,000,000	2016/04/20
65225	Credit Suisse AG	HSI R Bear CBBC Jul 2016 L	0.2500	21,200 per 10,000 units	21,000 per 10,000 units	2016/07/28	200,000,000	2016/04/20
65244	Credit Suisse AG	HSI R Bear CBBC Aug 2016 P	0.2500	22,700 per 10,000 units	22,500 per 10,000 units	2016/08/30	200,000,000	2016/04/20
65246	Credit Suisse AG	HSI R Bear CBBC Aug 2016 Q	0.2500	23,200 per 10,000 units	23,000 per 10,000 units	2016/08/30	200,000,000	2016/04/20
65243	Credit Suisse AG	HSI R Bear CBBC Sep 2016 C	0.2500	22,300 per 10,000 units	22,100 per 10,000 units	2016/09/29	200,000,000	2016/04/20
65245	Credit Suisse AG	HSI R Bear CBBC Sep 2016 D	0.2500	23,000 per 10,000 units	22,800 per 10,000 units	2016/09/29	200,000,000	2016/04/20

Newly listed callable bull/bear contracts (continued)

Code	Issuer	Name of issue	Issue prices (HK\$)	Strike price (HKD) / Strike level per 10 units	Call price (HKD) / Call level per 10 units	Expiry date	No. of issue (units)	Listing date
65248	Credit Suisse AG	HSI R Bear CBBC Oct 2016 A	0.2900	23,700 per 10,000 units	23,500 per 10,000 units	2016/10/28	200,000,000	2016/04/20
65251	Goldman Sachs SP (Asia)	HSI R Bull CBBC May 2017 Q	0.2530	20,688 per 10,000 units	20,888 per 10,000 units	2017/05/29	200,000,000	2016/04/20
65330	Goldman Sachs SP (Asia)	HSI R Bull CBBC May 2017 R	0.2530	20,957 per 10,000 units	21,157 per 10,000 units	2017/05/29	200,000,000	2016/04/20
65250	Goldman Sachs SP (Asia)	HSI R Bull CBBC Jun 2017 U	0.2540	20,788 per 10,000 units	20,988 per 10,000 units	2017/06/29	200,000,000	2016/04/20
65252	Goldman Sachs SP (Asia)	HSI R Bull CBBC Jun 2017 V	0.2580	20,488 per 10,000 units	20,688 per 10,000 units	2017/06/29	200,000,000	2016/04/20
65175	Goldman Sachs SP (Asia)	HSI R Bear CBBC Jul 2016 M	0.2530	20,898 per 10,000 units	20,698 per 10,000 units	2016/07/28	200,000,000	2016/04/20
65176	Goldman Sachs SP (Asia)	HSI R Bear CBBC Jul 2016 N	0.2540	21,098 per 10,000 units	20,898 per 10,000 units	2016/07/28	200,000,000	2016/04/20
65337	J P Morgan SP BV	CAM CSI300 R Bull CBBC Jan 2017 B	0.2500	34.88 per 100 units	35.88 per 100 units	2017/01/20	100,000,000	2016/04/20
65340	J P Morgan SP BV	China Life R Bull CBBC Dec 2016 C	0.2500	17.3800	17.8800	2016/12/16	40,000,000	2016/04/20
65335	J P Morgan SP BV	CNOOC R Bull CBBC Dec 2016 A	0.2500	8.5300	8.7800	2016/12/16	60,000,000	2016/04/20
65336	J P Morgan SP BV	CNOOC R Bear CBBC Mar 2017 A	0.2500	11.4800	11.0800	2017/03/17	60,000,000	2016/04/20
65334	J P Morgan SP BV	Galaxy Ent R Bull CBBC Mar 2017 B	0.2500	25.88 per 100 units	26.88 per 100 units	2017/03/17	100,000,000	2016/04/20
65343	J P Morgan SP BV	HKEX R Bull CBBC Jan 2017 E	0.2500	181.28 per 100 units	184.88 per 100 units	2017/01/20	40,000,000	2016/04/20
65344	J P Morgan SP BV	HKEX R Bear CBBC Dec 2016 B	0.2500	205.88 per 100 units	202.28 per 100 units	2016/12/16	40,000,000	2016/04/20
65345	J P Morgan SP BV	HKEX R Bear CBBC Mar 2017 A	0.4000	231.88 per 100 units	228.28 per 100 units	2017/03/17	40,000,000	2016/04/20
65347	J P Morgan SP BV	HSCEI R Bull CBBC Aug 2017 A	0.2500	8,900 per 10,000 units	9,000 per 10,000 units	2017/08/30	100,000,000	2016/04/20
65364	J P Morgan SP BV	HSI R Bull CBBC Jun 2017 M	0.2500	20,958 per 10,000 units	21,158 per 10,000 units	2017/06/29	150,000,000	2016/04/20
65365	J P Morgan SP BV	HSI R Bull CBBC Jul 2017 H	0.2500	20,800 per 10,000 units	21,000 per 10,000 units	2017/07/28	200,000,000	2016/04/20
65377	J P Morgan SP BV	HSI R Bull CBBC Aug 2017 E	0.2500	20,500 per 10,000 units	20,700 per 10,000 units	2017/08/30	200,000,000	2016/04/20
65380	J P Morgan SP BV	HSI R Bull CBBC Sep 2017 D	0.2500	20,200 per 10,000 units	20,400 per 10,000 units	2017/09/28	200,000,000	2016/04/20
65350	J P Morgan SP BV	HSI R Bear CBBC Jul 2016 B	0.2500	22,148 per 10,000 units	21,948 per 10,000 units	2016/07/28	150,000,000	2016/04/20
65351	J P Morgan SP BV	HSI R Bear CBBC Jul 2016 E	0.2500	22,400 per 10,000 units	22,200 per 10,000 units	2016/07/28	200,000,000	2016/04/20
65331	J P Morgan SP BV	HSI R Bear CBBC Jul 2016 V	0.2500	20,800 per 10,000 units	20,600 per 10,000 units	2016/07/28	200,000,000	2016/04/20
65332	J P Morgan SP BV	HSI R Bear CBBC Jul 2016 Y	0.2500	21,100 per 10,000 units	20,900 per 10,000 units	2016/07/28	200,000,000	2016/04/20
65348	J P Morgan SP BV	HSI R Bear CBBC Jul 2016 Z	0.2500	21,848 per 10,000 units	21,648 per 10,000 units	2016/07/28	150,000,000	2016/04/20
65356	J P Morgan SP BV	HSI R Bear CBBC Aug 2016 Q	0.2500	22,900 per 10,000 units	22,700 per 10,000 units	2016/08/30	200,000,000	2016/04/20
65357	J P Morgan SP BV	HSI R Bear CBBC Sep 2016 E	0.2500	23,200 per 10,000 units	23,000 per 10,000 units	2016/09/29	200,000,000	2016/04/20
65358	J P Morgan SP BV	HSI R Bear CBBC Dec 2016 B	0.2600	23,700 per 10,000 units	23,500 per 10,000 units	2016/12/29	200,000,000	2016/04/20
65361	J P Morgan SP BV	HSI R Bear CBBC Jan 2017 A	0.3100	24,200 per 10,000 units	24,000 per 10,000 units	2017/01/26	200,000,000	2016/04/20
65338	J P Morgan SP BV	Ping An R Bull CBBC Jan 2017 B	0.2500	33.88 per 100 units	34.88 per 100 units	2017/01/20	100,000,000	2016/04/20
65346	J P Morgan SP BV	Tencent R Bear CBBC Mar 2017 A	0.3000	193.88 per 100 units	190.88 per 100 units	2017/03/17	40,000,000	2016/04/20
65199	Macquarie Bank Ltd.	HSI R Bull CBBC Dec 2016 F	0.2500	20,100 per 20,000 units	20,300 per 20,000 units	2016/12/29	40,000,000	2016/04/20
65200	Macquarie Bank Ltd.	HSI R Bull CBBC Dec 2016 G	0.2540	19,900 per 20,000 units	20,100 per 20,000 units	2016/12/29	40,000,000	2016/04/20
65211	SG Issuer	HSI R Bull CBBC Sep 2016 O	0.2500	20,758 per 10,000 units	20,958 per 10,000 units	2016/09/29	200,000,000	2016/04/20
65202	SG Issuer	HSI R Bull CBBC Sep 2016 U	0.2500	20,458 per 10,000 units	20,658 per 10,000 units	2016/09/29	200,000,000	2016/04/20
65205	SG Issuer	HSI R Bull CBBC Nov 2016 Z	0.2500	20,708 per 10,000 units	20,808 per 10,000 units	2016/11/29	200,000,000	2016/04/20
65164	SG Issuer	HSI R Bear CBBC Jul 2016 R	0.2500	20,688 per 10,000 units	20,588 per 10,000 units	2016/07/28	200,000,000	2016/04/20
65217	SG Issuer	HSI R Bear CBBC Jul 2016 T	0.2500	21,238 per 10,000 units	21,038 per 10,000 units	2016/07/28	200,000,000	2016/04/20
65165	SG Issuer	HSI R Bear CBBC Aug 2016 G	0.2500	20,888 per 10,000 units	20,788 per 10,000 units	2016/08/30	200,000,000	2016/04/20
65286	UBS AG	HSCEI R Bull CBBC Jul 2017 B	0.2500	8,550 per 10,000 units	8,750 per 10,000 units	2017/07/28	200,000,000	2016/04/20
65296	UBS AG	HSCEI R Bear CBBC Aug 2016 A	0.2500	9,950 per 10,000 units	9,750 per 10,000 units	2016/08/30	100,000,000	2016/04/20
65315	UBS AG	HSI R Bull CBBC Jun 2017 F	0.2500	20,958 per 10,000 units	21,158 per 10,000 units	2017/06/29	200,000,000	2016/04/20
65319	UBS AG	HSI R Bull CBBC Jun 2017 K	0.2500	20,500 per 10,000 units	20,700 per 10,000 units	2017/06/29	200,000,000	2016/04/20

Newly listed callable bull/bear contracts (continued)

Code	Issuer	Name of issue	Issue prices (HK\$)	Strike price (HKD) / Strike level per 10 units	Call price (HKD) / Call level per 10 units	Expiry date	No. of issue (units)	Listing date
65321	UBS AG	HSI R Bull CBBC Jun 2017 L	0.2500	20,200 per 10,000 units	20,400 per 10,000 units	2017/06/29	200,000,000	2016/04/20
65318	UBS AG	HSI R Bull CBBC Aug 2017 A	0.2500	20,650 per 10,000 units	20,850 per 10,000 units	2017/08/30	200,000,000	2016/04/20
65320	UBS AG	HSI R Bull CBBC Aug 2017 B	0.2500	20,350 per 10,000 units	20,550 per 10,000 units	2017/08/30	200,000,000	2016/04/20
65317	UBS AG	HSI R Bull CBBC Sep 2017 K	0.2500	20,800 per 10,000 units	21,000 per 10,000 units	2017/09/28	200,000,000	2016/04/20
65304	UBS AG	HSI R Bear CBBC Jul 2016 B	0.2850	24,000 per 10,000 units	23,800 per 10,000 units	2016/07/28	200,000,000	2016/04/20
65299	UBS AG	HSI R Bear CBBC Jul 2016 C	0.2500	22,800 per 10,000 units	22,600 per 10,000 units	2016/07/28	200,000,000	2016/04/20
65324	UBS AG	HSI R Bear CBBC Jul 2016 D	0.2500	21,850 per 10,000 units	21,650 per 10,000 units	2016/07/28	200,000,000	2016/04/20
65262	UBS AG	HSI R Bear CBBC Jul 2016 I	0.2500	20,850 per 10,000 units	20,650 per 10,000 units	2016/07/28	200,000,000	2016/04/20
65259	UBS AG	HSI R Bear CBBC Jul 2016 L	0.2500	20,705 per 10,000 units	20,505 per 10,000 units	2016/07/28	200,000,000	2016/04/20
65265	UBS AG	HSI R Bear CBBC Jul 2016 O	0.2500	21,000 per 10,000 units	20,800 per 10,000 units	2016/07/28	200,000,000	2016/04/20
65276	UBS AG	HSI R Bear CBBC Jul 2016 Q	0.2500	21,200 per 10,000 units	21,000 per 10,000 units	2016/07/28	200,000,000	2016/04/20
65280	UBS AG	HSI R Bear CBBC Jul 2016 S	0.2500	21,600 per 10,000 units	21,400 per 10,000 units	2016/07/28	200,000,000	2016/04/20
65281	UBS AG	HSI R Bear CBBC Jul 2016 T	0.2500	22,100 per 10,000 units	21,900 per 10,000 units	2016/07/28	200,000,000	2016/04/20
65283	UBS AG	HSI R Bear CBBC Jul 2016 V	0.2500	22,300 per 10,000 units	22,100 per 10,000 units	2016/07/28	200,000,000	2016/04/20
65297	UBS AG	HSI R Bear CBBC Jul 2016 W	0.2500	21,350 per 10,000 units	21,150 per 10,000 units	2016/07/28	200,000,000	2016/04/20
65285	UBS AG	HSI R Bear CBBC Aug 2016 L	0.2550	23,500 per 10,000 units	23,300 per 10,000 units	2016/08/30	200,000,000	2016/04/20
65303	UBS AG	HSI R Bear CBBC Aug 2016 M	0.2500	23,100 per 10,000 units	22,900 per 10,000 units	2016/08/30	200,000,000	2016/04/20
65307	UBS AG	HSI R Bear CBBC Aug 2016 N	0.3550	24,700 per 10,000 units	24,500 per 10,000 units	2016/08/30	200,000,000	2016/04/20
65327	UBS AG	HSI R Bear CBBC Aug 2016 O	0.2500	22,400 per 10,000 units	22,200 per 10,000 units	2016/08/30	200,000,000	2016/04/20
65446	BNP Paribas Arbit Issu B.V.	Ch Mob R Bull CBBC Dec 2016 E	0.2500	82 per 100 units	84 per 100 units	2016/12/30	50,000,000	2016/04/21
65443	BNP Paribas Arbit Issu B.V.	HSCEI R Bull CBBC May 2017 B	0.2500	8,600 per 10,000 units	8,800 per 10,000 units	2017/05/29	100,000,000	2016/04/21
65435	BNP Paribas Arbit Issu B.V.	HSI R Bull CBBC May 2017 O	0.2500	21,100 per 10,000 units	21,300 per 10,000 units	2017/05/29	250,000,000	2016/04/21
65382	BNP Paribas Arbit Issu B.V.	HSI R Bull CBBC Jun 2017 L	0.2500	20,600 per 10,000 units	20,800 per 10,000 units	2017/06/29	250,000,000	2016/04/21
65383	BNP Paribas Arbit Issu B.V.	HSI R Bear CBBC Feb 2017 I	0.2500	21,400 per 10,000 units	21,200 per 10,000 units	2017/02/27	250,000,000	2016/04/21
65385	BNP Paribas Arbit Issu B.V.	HSI R Bear CBBC Feb 2017 J	0.2500	21,600 per 10,000 units	21,400 per 10,000 units	2017/02/27	250,000,000	2016/04/21
65440	BNP Paribas Arbit Issu B.V.	HSI R Bear CBBC Feb 2017 K	0.2500	23,400 per 10,000 units	23,200 per 10,000 units	2017/02/27	250,000,000	2016/04/21
65442	BNP Paribas Arbit Issu B.V.	HSI R Bear CBBC Feb 2017 L	0.2900	24,200 per 10,000 units	24,000 per 10,000 units	2017/02/27	250,000,000	2016/04/21
65436	BNP Paribas Arbit Issu B.V.	HSI R Bear CBBC Mar 2017 F	0.2500	22,500 per 10,000 units	22,300 per 10,000 units	2017/03/30	250,000,000	2016/04/21
65437	BNP Paribas Arbit Issu B.V.	HSI R Bear CBBC Mar 2017 G	0.2500	22,700 per 10,000 units	22,500 per 10,000 units	2017/03/30	250,000,000	2016/04/21
65441	BNP Paribas Arbit Issu B.V.	HSI R Bear CBBC Mar 2017 H	0.2500	23,700 per 10,000 units	23,500 per 10,000 units	2017/03/30	250,000,000	2016/04/21
65463	Credit Suisse AG	HSI R Bull CBBC Jul 2017 I	0.2500	21,146 per 10,000 units	21,346 per 10,000 units	2017/07/28	200,000,000	2016/04/21
65464	Credit Suisse AG	HSI R Bull CBBC Jul 2017 J	0.2500	21,000 per 10,000 units	21,200 per 10,000 units	2017/07/28	200,000,000	2016/04/21
65466	Credit Suisse AG	HSI R Bull CBBC Jul 2017 K	0.2500	20,800 per 10,000 units	21,000 per 10,000 units	2017/07/28	200,000,000	2016/04/21
65467	Credit Suisse AG	HSI R Bull CBBC Jul 2017 L	0.2500	20,600 per 10,000 units	20,800 per 10,000 units	2017/07/28	200,000,000	2016/04/21
65468	Credit Suisse AG	HSI R Bull CBBC Jul 2017 M	0.2500	20,400 per 10,000 units	20,600 per 10,000 units	2017/07/28	200,000,000	2016/04/21
65460	Credit Suisse AG	HSI R Bear CBBC Jul 2016 I	0.2500	21,650 per 10,000 units	21,450 per 10,000 units	2016/07/28	200,000,000	2016/04/21
65459	Credit Suisse AG	HSI R Bear CBBC Jul 2016 M	0.2500	21,400 per 10,000 units	21,200 per 10,000 units	2016/07/28	200,000,000	2016/04/21
65461	Credit Suisse AG	HSI R Bear CBBC Aug 2016 R	0.2500	22,450 per 10,000 units	22,250 per 10,000 units	2016/08/30	200,000,000	2016/04/21
65462	Credit Suisse AG	HSI R Bear CBBC Sep 2016 E	0.2500	22,850 per 10,000 units	22,650 per 10,000 units	2016/09/29	200,000,000	2016/04/21
65458	Credit Suisse AG	HSI R Bear CBBC Oct 2016 B	0.3200	24,100 per 10,000 units	23,900 per 10,000 units	2016/10/28	200,000,000	2016/04/21
65402	Goldman Sachs SP (Asia)	HSI R Bull CBBC Jun 2017 W	0.2540	20,588 per 10,000 units	20,788 per 10,000 units	2017/06/29	200,000,000	2016/04/21
65403	Goldman Sachs SP (Asia)	HSI R Bull CBBC Jun 2017 X	0.2570	20,888 per 10,000 units	21,088 per 10,000 units	2017/06/29	200,000,000	2016/04/21
65434	Goldman Sachs SP (Asia)	HSI R Bull CBBC Jun 2017 Y	0.2590	21,140 per 10,000 units	21,340 per 10,000 units	2017/06/29	200,000,000	2016/04/21

Newly listed callable bull/bear contracts (continued)

Code	Issuer	Name of issue	Issue prices (HK\$)	Strike price (HKD) / Strike level per 10 units	Call price (HKD) / Call level per 10 units	Expiry date	No. of issue (units)	Listing date
65405	Goldman Sachs SP (Asia)	HSI R Bear CBBC Jul 2016 O	0.2540	21,380 per 10,000 units	21,180 per 10,000 units	2016/07/28	200,000,000	2016/04/21
65407	Goldman Sachs SP (Asia)	HSI R Bear CBBC Jul 2016 P	0.2540	21,580 per 10,000 units	21,380 per 10,000 units	2016/07/28	200,000,000	2016/04/21
65428	Goldman Sachs SP (Asia)	HSI R Bear CBBC Jul 2016 Q	0.2570	22,300 per 10,000 units	22,100 per 10,000 units	2016/07/28	200,000,000	2016/04/21
65429	Goldman Sachs SP (Asia)	HSI R Bear CBBC Jul 2016 R	0.2580	22,400 per 10,000 units	22,200 per 10,000 units	2016/07/28	200,000,000	2016/04/21
65432	Goldman Sachs SP (Asia)	HSI R Bear CBBC Jul 2016 S	0.2570	22,500 per 10,000 units	22,300 per 10,000 units	2016/07/28	200,000,000	2016/04/21
65433	Goldman Sachs SP (Asia)	HSI R Bear CBBC Jul 2016 T	0.2570	22,700 per 10,000 units	22,500 per 10,000 units	2016/07/28	200,000,000	2016/04/21
65531	Goldman Sachs SP (Asia)	HSI R Bear CBBC Aug 2016 A	0.2550	22,588 per 10,000 units	22,388 per 10,000 units	2016/08/30	200,000,000	2016/04/21
65533	Goldman Sachs SP (Asia)	HSI R Bear CBBC Aug 2016 B	0.2560	22,900 per 10,000 units	22,700 per 10,000 units	2016/08/30	200,000,000	2016/04/21
65536	Goldman Sachs SP (Asia)	HSI R Bear CBBC Aug 2016 C	0.2560	22,988 per 10,000 units	22,788 per 10,000 units	2016/08/30	200,000,000	2016/04/21
65540	Goldman Sachs SP (Asia)	HSI R Bear CBBC Aug 2016 D	0.2520	23,100 per 10,000 units	22,900 per 10,000 units	2016/08/30	200,000,000	2016/04/21
65418	HK Bank	China Life R Bull CBBC Feb 2017 A	0.2500	17.4600	17.9600	2017/02/27	50,000,000	2016/04/21
65408	HK Bank	HKEX R Bull CBBC Dec 2016 I	0.2500	183.86 per 100 units	185.86 per 100 units	2016/12/16	50,000,000	2016/04/21
65414	HK Bank	HKEX R Bull CBBC Dec 2016 J	0.2500	187.86 per 100 units	189.86 per 100 units	2016/12/12	50,000,000	2016/04/21
65398	HK Bank	HSCEI R Bull CBBC Feb 2017 A	0.2500	8,896 per 10,000 units	8,996 per 10,000 units	2017/02/27	60,000,000	2016/04/21
65391	HK Bank	HSI R Bull CBBC Nov 2016 X	0.2500	20,898 per 15,000 units	21,098 per 15,000 units	2016/11/29	150,000,000	2016/04/21
65390	HK Bank	HSI R Bull CBBC Dec 2016 W	0.2500	20,598 per 15,000 units	20,798 per 15,000 units	2016/12/29	150,000,000	2016/04/21
65388	HK Bank	HSI R Bull CBBC Feb 2017 F	0.2500	20,298 per 15,000 units	20,498 per 15,000 units	2017/02/27	150,000,000	2016/04/21
65392	HK Bank	HSI R Bull CBBC Mar 2017 B	0.2500	19,778 per 20,000 units	20,028 per 20,000 units	2017/03/30	400,000,000	2016/04/21
65419	HK Bank	Ping An R Bull CBBC Dec 2016 L	0.2500	35.46 per 100 units	36.06 per 100 units	2016/12/23	50,000,000	2016/04/21
65416	HK Bank	TCH R Bull CBBC Dec 2016 K	0.2500	156.36 per 100 units	157.86 per 100 units	2016/12/19	50,000,000	2016/04/21
65546	J P Morgan SP BV	China Mobile R Bull CBBC Jan 2017 B	0.2500	83.68 per 100 units	84.88 per 100 units	2017/01/20	100,000,000	2016/04/21
65544	J P Morgan SP BV	COVS R Bull CBBC Jan 2017 C	0.3500	22.8800	23.8800	2017/01/20	30,000,000	2016/04/21
65543	J P Morgan SP BV	HSBC R Bull CBBC Dec 2016 B	0.2500	45.38 per 100 units	46.88 per 100 units	2016/12/16	100,000,000	2016/04/21
65491	J P Morgan SP BV	HSI R Bull CBBC May 2017 K	0.2500	21,146 per 10,000 units	21,346 per 10,000 units	2017/05/29	200,000,000	2016/04/21
65492	J P Morgan SP BV	HSI R Bull CBBC Jun 2017 N	0.2500	20,900 per 10,000 units	21,100 per 10,000 units	2017/06/29	200,000,000	2016/04/21
65493	J P Morgan SP BV	HSI R Bull CBBC Sep 2017 E	0.2500	20,600 per 10,000 units	20,800 per 10,000 units	2017/09/28	200,000,000	2016/04/21
65471	J P Morgan SP BV	HSI R Bear CBBC Jul 2016 A	0.2500	21,600 per 10,000 units	21,400 per 10,000 units	2016/07/28	200,000,000	2016/04/21
65472	J P Morgan SP BV	HSI R Bear CBBC Jul 2016 C	0.2500	22,048 per 10,000 units	21,848 per 10,000 units	2016/07/28	150,000,000	2016/04/21
65473	J P Morgan SP BV	HSI R Bear CBBC Jul 2016 F	0.2500	22,348 per 10,000 units	22,148 per 10,000 units	2016/07/28	150,000,000	2016/04/21
65470	J P Morgan SP BV	HSI R Bear CBBC Jul 2016 K	0.2500	21,400 per 10,000 units	21,200 per 10,000 units	2016/07/28	200,000,000	2016/04/21
65479	J P Morgan SP BV	HSI R Bear CBBC Aug 2016 R	0.2500	22,700 per 10,000 units	22,500 per 10,000 units	2016/08/30	200,000,000	2016/04/21
65486	J P Morgan SP BV	HSI R Bear CBBC Sep 2016 F	0.2500	23,000 per 10,000 units	22,800 per 10,000 units	2016/09/29	200,000,000	2016/04/21
65487	J P Morgan SP BV	HSI R Bear CBBC Dec 2016 C	0.2500	23,400 per 10,000 units	23,200 per 10,000 units	2016/12/29	200,000,000	2016/04/21
65489	J P Morgan SP BV	HSI R Bear CBBC Feb 2017 A	0.4000	25,200 per 10,000 units	25,000 per 10,000 units	2017/02/27	200,000,000	2016/04/21
65450	Macquarie Bank Ltd.	HSI R Bull CBBC Dec 2016 H	0.2500	20,500 per 20,000 units	20,700 per 20,000 units	2016/12/29	40,000,000	2016/04/21
65453	Macquarie Bank Ltd.	HSI R Bull CBBC Dec 2016 I	0.2550	20,300 per 20,000 units	20,500 per 20,000 units	2016/12/29	40,000,000	2016/04/21
65454	Macquarie Bank Ltd.	HSI R Bear CBBC Oct 2016 D	0.2500	22,800 per 20,000 units	22,600 per 20,000 units	2016/10/28	40,000,000	2016/04/21
65455	Macquarie Bank Ltd.	HSI R Bear CBBC Oct 2016 E	0.2550	23,050 per 20,000 units	22,850 per 20,000 units	2016/10/28	40,000,000	2016/04/21
65420	SG Issuer	HSI R Bull CBBC Sep 2016 E	0.2500	20,658 per 10,000 units	20,858 per 10,000 units	2016/09/29	200,000,000	2016/04/21
65457	SG Issuer	HSI R Bull CBBC Sep 2016 N	0.2500	21,208 per 10,000 units	21,308 per 10,000 units	2016/09/29	200,000,000	2016/04/21
65425	SG Issuer	HSI R Bull CBBC Nov 2016 D	0.2500	20,958 per 10,000 units	21,158 per 10,000 units	2016/11/29	200,000,000	2016/04/21
65456	SG Issuer	HSI R Bull CBBC Nov 2016 E	0.2500	20,508 per 10,000 units	20,608 per 10,000 units	2016/11/29	200,000,000	2016/04/21
65423	SG Issuer	HSI R Bull CBBC Dec 2016 X	0.2500	20,908 per 10,000 units	21,008 per 10,000 units	2016/12/29	200,000,000	2016/04/21

Newly listed callable bull/bear contracts (continued)

Code	Issuer	Name of issue	Issue prices (HK\$)	Strike price (HKD) / Strike level per 10 units	Call price (HKD) / Call level per 10 units	Expiry date	No. of issue (units)	Listing date
65427	SG Issuer	HSI R Bear CBBC Jul 2016 D	0.2500	21,488 per 10,000 units	21,388 per 10,000 units	2016/07/28	200,000,000	2016/04/21
65426	SG Issuer	HSI R Bear CBBC Jul 2016 W	0.2500	21,288 per 10,000 units	21,188 per 10,000 units	2016/07/28	200,000,000	2016/04/21
65524	UBS AG	HSCEI R Bull CBBC Sep 2017 A	0.2500	8,800 per 10,000 units	9,000 per 10,000 units	2017/09/28	200,000,000	2016/04/21
65525	UBS AG	HSCEI R Bear CBBC Sep 2016 A	0.2500	10,700 per 10,000 units	10,500 per 10,000 units	2016/09/29	100,000,000	2016/04/21
65529	UBS AG	HSI R Bull CBBC Jun 2017 M	0.2500	20,700 per 10,000 units	20,900 per 10,000 units	2017/06/29	200,000,000	2016/04/21
65528	UBS AG	HSI R Bull CBBC Jul 2017 M	0.2500	21,000 per 10,000 units	21,200 per 10,000 units	2017/07/28	200,000,000	2016/04/21
65530	UBS AG	HSI R Bull CBBC Jul 2017 N	0.2500	20,400 per 10,000 units	20,600 per 10,000 units	2017/07/28	200,000,000	2016/04/21
65527	UBS AG	HSI R Bull CBBC Sep 2017 L	0.2500	21,146 per 10,000 units	21,346 per 10,000 units	2017/09/28	200,000,000	2016/04/21
65497	UBS AG	HSI R Bear CBBC Jul 2016 J	0.2500	21,400 per 10,000 units	21,200 per 10,000 units	2016/07/28	200,000,000	2016/04/21
65502	UBS AG	HSI R Bear CBBC Jul 2016 P	0.2500	21,700 per 10,000 units	21,500 per 10,000 units	2016/07/28	200,000,000	2016/04/21
65500	UBS AG	HSI R Bear CBBC Aug 2016 P	0.2500	21,550 per 10,000 units	21,350 per 10,000 units	2016/08/30	200,000,000	2016/04/21
65505	UBS AG	HSI R Bear CBBC Aug 2016 Q	0.2500	22,150 per 10,000 units	21,950 per 10,000 units	2016/08/30	200,000,000	2016/04/21
65516	UBS AG	HSI R Bear CBBC Aug 2016 R	0.2500	23,300 per 10,000 units	23,100 per 10,000 units	2016/08/30	200,000,000	2016/04/21
65506	UBS AG	HSI R Bear CBBC Sep 2016 B	0.2500	22,550 per 10,000 units	22,350 per 10,000 units	2016/09/29	200,000,000	2016/04/21
65513	UBS AG	HSI R Bear CBBC Sep 2016 C	0.2500	23,050 per 10,000 units	22,850 per 10,000 units	2016/09/29	200,000,000	2016/04/21
65520	UBS AG	HSI R Bear CBBC Sep 2016 D	0.2650	23,800 per 10,000 units	23,600 per 10,000 units	2016/09/29	200,000,000	2016/04/21
65503	UBS AG	HSI R Bear CBBC Oct 2016 A	0.2500	22,000 per 12,000 units	21,750 per 12,000 units	2016/10/28	200,000,000	2016/04/21
65523	UBS AG	HSI R Bear CBBC Oct 2016 B	0.4100	25,250 per 10,000 units	25,000 per 10,000 units	2016/10/28	200,000,000	2016/04/21
65568	BNP Paribas Arbit Issu B.V.	HSCEI R Bear CBBC Feb 2017 A	0.2500	10,000 per 10,000 units	9,800 per 10,000 units	2017/02/27	100,000,000	2016/04/22
65572	BNP Paribas Arbit Issu B.V.	HSCEI R Bear CBBC Feb 2017 B	0.2500	10,400 per 10,000 units	10,200 per 10,000 units	2017/02/27	100,000,000	2016/04/22
65564	BNP Paribas Arbit Issu B.V.	HSI R Bull CBBC Jun 2017 M	0.2500	21,000 per 10,000 units	21,200 per 10,000 units	2017/06/29	250,000,000	2016/04/22
65582	Credit Suisse AG	HSI R Bull CBBC Apr 2017 F	0.2500	21,050 per 10,000 units	21,250 per 10,000 units	2017/04/27	200,000,000	2016/04/22
65583	Credit Suisse AG	HSI R Bull CBBC Apr 2017 G	0.2500	20,850 per 10,000 units	21,050 per 10,000 units	2017/04/27	200,000,000	2016/04/22
65590	Credit Suisse AG	HSI R Bull CBBC Apr 2017 H	0.2500	20,550 per 10,000 units	20,750 per 10,000 units	2017/04/27	200,000,000	2016/04/22
65595	Credit Suisse AG	HSI R Bear CBBC Jul 2016 N	0.2500	22,050 per 10,000 units	21,850 per 10,000 units	2016/07/28	200,000,000	2016/04/22
65593	Credit Suisse AG	HSI R Bear CBBC Aug 2016 S	0.2500	21,550 per 10,000 units	21,350 per 10,000 units	2016/08/30	200,000,000	2016/04/22
65594	Credit Suisse AG	HSI R Bear CBBC Sep 2016 F	0.2500	22,550 per 10,000 units	22,350 per 10,000 units	2016/09/29	200,000,000	2016/04/22
65562	Goldman Sachs SP (Asia)	HSI R Bull CBBC Jun 2017 H	0.2530	20,388 per 10,000 units	20,588 per 10,000 units	2017/06/29	200,000,000	2016/04/22
65563	Goldman Sachs SP (Asia)	HSI R Bull CBBC Jul 2017 B	0.2590	21,068 per 10,000 units	21,268 per 10,000 units	2017/07/28	200,000,000	2016/04/22
65559	Goldman Sachs SP (Asia)	HSI R Bear CBBC Jul 2016 U	0.2540	21,688 per 10,000 units	21,488 per 10,000 units	2016/07/28	200,000,000	2016/04/22
65560	Goldman Sachs SP (Asia)	HSI R Bear CBBC Jul 2016 V	0.2530	21,850 per 10,000 units	21,650 per 10,000 units	2016/07/28	200,000,000	2016/04/22
65627	J P Morgan SP BV	BOCL R Bull CBBC Mar 2017 A	0.2500	3.0000	3.0800	2017/03/17	100,000,000	2016/04/22
65637	J P Morgan SP BV	HSI R Bull CBBC Jun 2017 O	0.2500	20,700 per 10,000 units	20,900 per 10,000 units	2017/06/29	200,000,000	2016/04/22
65661	J P Morgan SP BV	HSI R Bull CBBC Aug 2017 F	0.2500	21,100 per 10,000 units	21,300 per 10,000 units	2017/08/30	200,000,000	2016/04/22
65638	J P Morgan SP BV	HSI R Bull CBBC Oct 2017 B	0.2500	20,400 per 10,000 units	20,600 per 10,000 units	2017/10/30	200,000,000	2016/04/22
65639	J P Morgan SP BV	HSI R Bear CBBC Jul 2016 M	0.2500	21,700 per 10,000 units	21,500 per 10,000 units	2016/07/28	200,000,000	2016/04/22
65648	J P Morgan SP BV	HSI R Bear CBBC Sep 2016 G	0.2500	22,800 per 10,000 units	22,600 per 10,000 units	2016/09/29	200,000,000	2016/04/22
65655	J P Morgan SP BV	HSI R Bear CBBC Oct 2016 B	0.2500	23,100 per 10,000 units	22,900 per 10,000 units	2016/10/28	200,000,000	2016/04/22
65659	J P Morgan SP BV	HSI R Bear CBBC Feb 2017 B	0.3500	24,700 per 10,000 units	24,500 per 10,000 units	2017/02/27	200,000,000	2016/04/22
65645	J P Morgan SP BV	HSI R Bear CBBC Aug 2017 A	0.2500	22,548 per 10,000 units	22,348 per 10,000 units	2017/08/30	200,000,000	2016/04/22
65547	SG Issuer	HSI R Bull CBBC Jun 2017 A	0.2500	20,408 per 10,000 units	20,508 per 10,000 units	2017/06/29	200,000,000	2016/04/22
65548	SG Issuer	HSI R Bull CBBC Jun 2017 B	0.2500	20,608 per 10,000 units	20,708 per 10,000 units	2017/06/29	200,000,000	2016/04/22
65549	SG Issuer	HSI R Bull CBBC Jun 2017 C	0.2500	20,808 per 10,000 units	20,908 per 10,000 units	2017/06/29	200,000,000	2016/04/22

Newly listed callable bull/bear contracts (continued)

Code	Issuer	Name of issue	Issue prices (HK\$)	Strike price (HKD) / Strike level per 10 units	Call price (HKD) / Call level per 10 units	Expiry date	No. of issue (units)	Listing date
65550	SG Issuer	HSI R Bull CBBC Jun 2017 D	0.2500	21,008 per 10,000 units	21,108 per 10,000 units	2017/06/29	200,000,000	2016/04/22
65556	SG Issuer	HSI R Bull CBBC Jun 2017 E	0.2500	21,058 per 10,000 units	21,258 per 10,000 units	2017/06/29	200,000,000	2016/04/22
65558	SG Issuer	HSI R Bear CBBC Aug 2016 H	0.2500	21,438 per 10,000 units	21,338 per 10,000 units	2016/08/30	200,000,000	2016/04/22
65625	UBS AG	China Mobile R Bear CBBC Jan 2017 A	0.2500	107 per 100 units	105 per 100 units	2017/01/16	50,000,000	2016/04/22
65598	UBS AG	HSI R Bull CBBC Aug 2017 C	0.2500	21,100 per 10,000 units	21,300 per 10,000 units	2017/08/30	200,000,000	2016/04/22
65599	UBS AG	HSI R Bull CBBC Aug 2017 D	0.2500	20,900 per 10,000 units	21,100 per 10,000 units	2017/08/30	200,000,000	2016/04/22
65603	UBS AG	HSI R Bull CBBC Aug 2017 E	0.2500	20,500 per 12,000 units	20,750 per 12,000 units	2017/08/30	200,000,000	2016/04/22
65602	UBS AG	HSI R Bull CBBC Sep 2017 M	0.2500	20,750 per 10,000 units	20,950 per 10,000 units	2017/09/28	200,000,000	2016/04/22
65604	UBS AG	HSI R Bear CBBC Jul 2016 U	0.2500	21,505 per 10,000 units	21,305 per 10,000 units	2016/07/28	200,000,000	2016/04/22
65619	UBS AG	HSI R Bear CBBC Jul 2016 X	0.2500	23,400 per 10,000 units	23,200 per 10,000 units	2016/07/28	200,000,000	2016/04/22
65606	UBS AG	HSI R Bear CBBC Aug 2016 S	0.2500	22,250 per 12,000 units	22,050 per 12,000 units	2016/08/30	200,000,000	2016/04/22
65612	UBS AG	HSI R Bear CBBC Aug 2016 T	0.2500	22,850 per 10,000 units	22,650 per 10,000 units	2016/08/30	200,000,000	2016/04/22
65623	UBS AG	HSI R Bear CBBC Aug 2016 U	0.2650	23,900 per 10,000 units	23,700 per 10,000 units	2016/08/30	200,000,000	2016/04/22
65605	UBS AG	HSI R Bear CBBC Sep 2016 E	0.2500	21,650 per 10,000 units	21,450 per 10,000 units	2016/09/29	200,000,000	2016/04/22
65610	UBS AG	HSI R Bear CBBC Sep 2016 F	0.2500	22,500 per 12,000 units	22,250 per 12,000 units	2016/09/29	200,000,000	2016/04/22
65617	UBS AG	HSI R Bear CBBC Sep 2016 G	0.2500	23,150 per 10,000 units	22,950 per 10,000 units	2016/09/29	200,000,000	2016/04/22
65680	BNP Paribas Arbit Issu B.V.	HSI R Bear CBBC Mar 2017 I	0.2500	21,300 per 10,000 units	21,100 per 10,000 units	2017/03/30	250,000,000	2016/04/25
65682	Credit Suisse AG	HSI R Bull CBBC Apr 2017 I	0.2500	20,700 per 10,000 units	20,900 per 10,000 units	2017/04/27	200,000,000	2016/04/25
65681	Credit Suisse AG	HSI R Bull CBBC Jun 2017 Z	0.2500	21,100 per 10,000 units	21,300 per 10,000 units	2017/06/29	200,000,000	2016/04/25
65683	Credit Suisse AG	HSI R Bear CBBC Jul 2016 O	0.2500	21,300 per 10,000 units	21,100 per 10,000 units	2016/07/28	200,000,000	2016/04/25
65685	Credit Suisse AG	HSI R Bear CBBC Jul 2016 P	0.2500	21,600 per 10,000 units	21,400 per 10,000 units	2016/07/28	200,000,000	2016/04/25
65675	Bank of East Asia	COVS R Bear CBBC Mar 2017 A	0.7200	31.6800	30.2800	2017/03/06	20,000,000	2016/04/25
65678	Bank of East Asia	Galaxy Ent R Bear CBBC Feb 2017 B	0.2500	37.27 per 100 units	35.27 per 100 units	2017/02/27	60,000,000	2016/04/25
65674	Bank of East Asia	Lenovo R Bull CBBC Dec 2017 A	0.2500	4.9800	5.1800	2017/12/29	40,000,000	2016/04/25
65679	Bank of East Asia	Sands China R Bear CBBC Jan 2017 A	0.2500	38.28 per 100 units	36.28 per 100 units	2017/01/09	60,000,000	2016/04/25
65666	Goldman Sachs SP (Asia)	HSI R Bear CBBC Jul 2016 B	0.2540	21,288 per 10,000 units	21,088 per 10,000 units	2016/07/28	200,000,000	2016/04/25
65667	Goldman Sachs SP (Asia)	HSI R Bear CBBC Jul 2016 C	0.2570	21,488 per 10,000 units	21,288 per 10,000 units	2016/07/28	200,000,000	2016/04/25
65693	J P Morgan SP BV	HSI R Bull CBBC May 2017 L	0.2500	20,568 per 10,000 units	20,768 per 10,000 units	2017/05/29	150,000,000	2016/04/25
65687	J P Morgan SP BV	HSI R Bull CBBC Jul 2017 I	0.2500	21,000 per 10,000 units	21,200 per 10,000 units	2017/07/28	200,000,000	2016/04/25
65688	J P Morgan SP BV	HSI R Bear CBBC Jul 2016 J	0.2500	21,300 per 10,000 units	21,100 per 10,000 units	2016/07/28	200,000,000	2016/04/25
65691	J P Morgan SP BV	HSI R Bear CBBC Jul 2016 L	0.2500	21,500 per 10,000 units	21,300 per 10,000 units	2016/07/28	200,000,000	2016/04/25
65662	SG Issuer	HSI R Bull CBBC Jul 2017 A	0.2500	20,558 per 10,000 units	20,758 per 10,000 units	2017/07/28	200,000,000	2016/04/25
65663	SG Issuer	HSI R Bull CBBC Jul 2017 B	0.2500	20,858 per 10,000 units	21,058 per 10,000 units	2017/07/28	200,000,000	2016/04/25
65664	SG Issuer	HSI R Bull CBBC Jul 2017 C	0.2500	21,108 per 10,000 units	21,208 per 10,000 units	2017/07/28	200,000,000	2016/04/25
65670	SG Issuer	HSI R Bull CBBC Jul 2017 D	0.2500	20,108 per 10,000 units	20,208 per 10,000 units	2017/07/28	200,000,000	2016/04/25
65671	SG Issuer	HSI R Bear CBBC Aug 2016 I	0.2500	21,188 per 10,000 units	21,088 per 10,000 units	2016/08/30	200,000,000	2016/04/25
65672	SG Issuer	HSI R Bear CBBC Aug 2016 J	0.2500	21,438 per 10,000 units	21,238 per 10,000 units	2016/08/30	200,000,000	2016/04/25
65700	UBS AG	HSI R Bull CBBC Nov 2016 B	0.2500	20,850 per 12,000 units	21,050 per 12,000 units	2016/11/29	200,000,000	2016/04/25
65699	UBS AG	HSI R Bull CBBC Nov 2016 U	0.2500	21,000 per 12,000 units	21,250 per 12,000 units	2016/11/29	200,000,000	2016/04/25
65701	UBS AG	HSI R Bull CBBC Sep 2017 N	0.2500	20,600 per 10,000 units	20,800 per 10,000 units	2017/09/28	200,000,000	2016/04/25
65702	UBS AG	HSI R Bull CBBC Sep 2017 O	0.2500	20,450 per 10,000 units	20,650 per 10,000 units	2017/09/28	200,000,000	2016/04/25
65713	UBS AG	HSI R Bear CBBC Jul 2016 A	0.2500	21,500 per 12,000 units	21,250 per 12,000 units	2016/07/28	200,000,000	2016/04/25
65724	UBS AG	HSI R Bear CBBC Jul 2016 R	0.2500	21,750 per 12,000 units	21,550 per 12,000 units	2016/07/28	200,000,000	2016/04/25

Newly listed callable bull/bear contracts (continued)

Code	Issuer	Name of issue	Issue prices (HK\$)	Strike price (HKD) / Strike level per 10 units	Call price (HKD) / Call level per 10 units	Expiry date	No. of issue (units)	Listing date
65704	UBS AG	HSI R Bear CBBC Jul 2016 Y	0.2500	21,260 per 10,000 units	21,060 per 10,000 units	2016/07/28	200,000,000	2016/04/25
65844	BNP Paribas Arbit Issu B.V.	HSI R Bull CBBC Jun 2017 N	0.2500	21,200 per 10,000 units	21,400 per 10,000 units	2017/06/29	250,000,000	2016/04/26
65847	Credit Suisse AG	HSI R Bull CBBC Jun 2017 C	0.2500	21,236 per 10,000 units	21,436 per 10,000 units	2017/06/29	200,000,000	2016/04/26
65840	Credit Suisse AG	HSI R Bear CBBC Aug 2016 T	0.2500	21,450 per 10,000 units	21,250 per 10,000 units	2016/08/30	200,000,000	2016/04/26
65841	Credit Suisse AG	HSI R Bear CBBC Aug 2016 U	0.2500	21,700 per 10,000 units	21,500 per 10,000 units	2016/08/30	200,000,000	2016/04/26
65890	Goldman Sachs SP (Asia)	HSI R Bull CBBC Jul 2017 C	0.2570	21,100 per 10,000 units	21,300 per 10,000 units	2017/07/28	200,000,000	2016/04/26
65891	Goldman Sachs SP (Asia)	HSI R Bull CBBC Jul 2017 D	0.2570	21,228 per 10,000 units	21,428 per 10,000 units	2017/07/28	200,000,000	2016/04/26
65885	Goldman Sachs SP (Asia)	HSI R Bear CBBC Aug 2016 E	0.2540	23,300 per 10,000 units	23,100 per 10,000 units	2016/08/30	200,000,000	2016/04/26
65887	Goldman Sachs SP (Asia)	HSI R Bear CBBC Aug 2016 F	0.2520	23,500 per 10,000 units	23,300 per 10,000 units	2016/08/30	200,000,000	2016/04/26
65888	Goldman Sachs SP (Asia)	HSI R Bear CBBC Aug 2016 G	0.2540	23,700 per 10,000 units	23,500 per 10,000 units	2016/08/30	200,000,000	2016/04/26
65740	HK Bank	China Mobile R Bull CBBC Jan 2017 A	0.2500	83.86 per 100 units	85.06 per 100 units	2017/01/16	50,000,000	2016/04/26
65771	HK Bank	CNOOC R Bull CBBC Jul 2017 A	0.2500	8.6800	8.8800	2017/07/31	50,000,000	2016/04/26
65781	HK Bank	Galaxy Ent R Bull CBBC Jun 2017 C	0.2500	26.26 per 100 units	27.06 per 100 units	2017/06/26	40,000,000	2016/04/26
65765	HK Bank	HSCEI R Bull CBBC Jul 2017 A	0.2500	8,646 per 10,000 units	8,746 per 10,000 units	2017/07/28	60,000,000	2016/04/26
65772	HK Bank	HSI R Bear CBBC Feb 2017 E	0.2500	23,388 per 15,000 units	23,188 per 15,000 units	2017/02/27	150,000,000	2016/04/26
65786	HK Bank	HSI R Bear CBBC Feb 2017 F	0.2500	22,288 per 15,000 units	22,088 per 15,000 units	2017/02/27	150,000,000	2016/04/26
65787	HK Bank	HSI R Bear CBBC Apr 2017 A	0.2500	23,988 per 15,000 units	23,788 per 15,000 units	2017/04/27	150,000,000	2016/04/26
65788	HK Bank	HSI R Bear CBBC Apr 2017 B	0.2500	21,488 per 15,000 units	21,288 per 15,000 units	2017/04/27	150,000,000	2016/04/26
65780	HK Bank	Lenovo R Bull CBBC Mar 2017 A	0.2500	5.6600	5.8600	2017/03/31	40,000,000	2016/04/26
65733	HK Bank	Lenovo R Bear CBBC Apr 2017 A	0.2500	8.2000	8.0000	2017/04/28	40,000,000	2016/04/26
65751	HK Bank	PetCh R Bull CBBC Jun 2017 A	0.2500	4.6600	4.8600	2017/06/30	50,000,000	2016/04/26
65748	HK Bank	Ping An R Bear CBBC Apr 2017 A	0.2500	40.86 per 100 units	40.26 per 100 units	2017/04/28	40,000,000	2016/04/26
65782	HK Bank	Sands China R Bull CBBC Jul 2017 B	0.2500	28.06 per 100 units	28.86 per 100 units	2017/07/31	40,000,000	2016/04/26
65859	J P Morgan SP BV	COVS R Bear CBBC Oct 2016 A	0.5000	29.6800	28.2800	2016/10/21	25,000,000	2016/04/26
65863	J P Morgan SP BV	HKEX R Bull CBBC Dec 2016 D	0.2500	189.28 per 100 units	191.88 per 100 units	2016/12/16	60,000,000	2016/04/26
65866	J P Morgan SP BV	HKEX R Bear CBBC Jan 2017 B	0.2500	215.88 per 100 units	212.28 per 100 units	2017/01/20	60,000,000	2016/04/26
65871	J P Morgan SP BV	HSI R Bull CBBC Aug 2016 F	0.2500	21,236 per 10,000 units	21,436 per 10,000 units	2016/08/30	200,000,000	2016/04/26
65872	J P Morgan SP BV	HSI R Bull CBBC Aug 2016 G	0.2500	20,868 per 10,000 units	21,068 per 10,000 units	2016/08/30	150,000,000	2016/04/26
65873	J P Morgan SP BV	HSI R Bear CBBC Jul 2016 R	0.2500	22,200 per 10,000 units	22,000 per 10,000 units	2016/07/28	200,000,000	2016/04/26
65857	J P Morgan SP BV	HSI R Bear CBBC Aug 2016 S	0.2500	21,388 per 10,000 units	21,188 per 10,000 units	2016/08/30	150,000,000	2016/04/26
65858	J P Morgan SP BV	HSI R Bear CBBC Aug 2016 T	0.2500	21,648 per 10,000 units	21,448 per 10,000 units	2016/08/30	200,000,000	2016/04/26
65875	J P Morgan SP BV	HSI R Bear CBBC Aug 2016 U	0.2500	22,500 per 10,000 units	22,300 per 10,000 units	2016/08/30	200,000,000	2016/04/26
65877	J P Morgan SP BV	HSI R Bear CBBC Dec 2016 D	0.2500	23,300 per 10,000 units	23,100 per 10,000 units	2016/12/29	200,000,000	2016/04/26
65829	Macquarie Bank Ltd.	HSI R Bear CBBC Aug 2016 J	0.2550	24,250 per 20,000 units	24,050 per 20,000 units	2016/08/30	40,000,000	2016/04/26
65831	Macquarie Bank Ltd.	HSI R Bear CBBC Aug 2016 K	0.2500	23,650 per 20,000 units	23,450 per 20,000 units	2016/08/30	40,000,000	2016/04/26
65838	SG Issuer	HSBC R Bull CBBC Nov 2017 A	0.2500	45.58 per 100 units	47.08 per 100 units	2017/11/29	200,000,000	2016/04/26
65835	SG Issuer	HSBC R Bull CBBC Mar 2018 A	0.2500	43.58 per 100 units	45.08 per 100 units	2018/03/28	200,000,000	2016/04/26
65791	SG Issuer	HSI R Bull CBBC Jul 2017 E	0.2500	20,358 per 10,000 units	20,558 per 10,000 units	2017/07/28	200,000,000	2016/04/26
65850	SG Issuer	HSI R Bull CBBC Jul 2017 F	0.2500	21,308 per 10,000 units	21,408 per 10,000 units	2017/07/28	200,000,000	2016/04/26
65794	SG Issuer	HSI R Bear CBBC Jul 2016 X	0.2500	21,388 per 10,000 units	21,288 per 10,000 units	2016/07/28	200,000,000	2016/04/26
65797	SG Issuer	HSI R Bear CBBC Aug 2016 K	0.2500	21,588 per 10,000 units	21,488 per 10,000 units	2016/08/30	200,000,000	2016/04/26
65822	SG Issuer	HSI R Bear CBBC Aug 2016 L	0.2500	21,888 per 10,000 units	21,788 per 10,000 units	2016/08/30	200,000,000	2016/04/26
65827	SG Issuer	HSI R Bear CBBC Aug 2016 M	0.2500	22,238 per 10,000 units	22,038 per 10,000 units	2016/08/30	200,000,000	2016/04/26

Newly listed callable bull/bear contracts (continued)

Code	Issuer	Name of issue	Issue prices (HK\$)	Strike price (HKD) / Strike level per 10 units	Call price (HKD) / Call level per 10 units	Expiry date	No. of issue (units)	Listing date
65828	SG Issuer	HSI R Bear CBBC Aug 2016 N	0.2500	22,488 per 10,000 units	22,388 per 10,000 units	2016/08/30	200,000,000	2016/04/26
65855	UBS AG	HSI R Bull CBBC Aug 2017 F	0.2500	21,236 per 10,000 units	21,436 per 10,000 units	2017/08/30	200,000,000	2016/04/26
65854	UBS AG	HSI R Bear CBBC Aug 2016 V	0.2500	21,362 per 12,000 units	21,162 per 12,000 units	2016/08/30	200,000,000	2016/04/26
65898	BNP Paribas Arbit Issu B.V.	HSI R Bear CBBC Mar 2017 J	0.2500	21,500 per 10,000 units	21,300 per 10,000 units	2017/03/30	250,000,000	2016/04/27
65929	Credit Suisse AG	HSI R Bull CBBC Mar 2017 C	0.2500	21,138 per 12,000 units	21,388 per 12,000 units	2017/03/30	200,000,000	2016/04/27
65930	Credit Suisse AG	HSI R Bull CBBC Apr 2017 J	0.2500	20,900 per 10,000 units	21,100 per 10,000 units	2017/04/27	200,000,000	2016/04/27
65931	Credit Suisse AG	HSI R Bear CBBC Jul 2016 Q	0.2500	21,500 per 10,000 units	21,300 per 10,000 units	2016/07/28	200,000,000	2016/04/27
65903	Goldman Sachs SP (Asia)	HSI R Bull CBBC May 2017 S	0.2570	20,738 per 10,000 units	20,938 per 10,000 units	2017/05/29	200,000,000	2016/04/27
65899	Goldman Sachs SP (Asia)	HSI R Bull CBBC Jul 2017 E	0.2550	20,950 per 10,000 units	21,150 per 10,000 units	2017/07/28	200,000,000	2016/04/27
65978	J P Morgan SP BV	CC Bank R Bull CBBC Jan 2017 B	0.2500	4.6000	4.6800	2017/01/20	100,000,000	2016/04/27
65979	J P Morgan SP BV	CKH R Bull CBBC Jun 2017 B	0.2500	92.28 per 100 units	93.88 per 100 units	2017/06/16	40,000,000	2016/04/27
65975	J P Morgan SP BV	HSI R Bull CBBC Sep 2016 C	0.2500	20,368 per 10,000 units	20,568 per 10,000 units	2016/09/29	150,000,000	2016/04/27
65977	J P Morgan SP BV	HSI R Bull CBBC Sep 2016 D	0.2500	20,068 per 10,000 units	20,268 per 10,000 units	2016/09/29	150,000,000	2016/04/27
65897	J P Morgan SP BV	HSI R Bull CBBC Jun 2017 P	0.2500	21,200 per 10,000 units	21,400 per 10,000 units	2017/06/29	200,000,000	2016/04/27
65970	J P Morgan SP BV	HSI R Bull CBBC Jul 2017 J	0.2500	20,668 per 10,000 units	20,868 per 10,000 units	2017/07/28	150,000,000	2016/04/27
65982	J P Morgan SP BV	HSI R Bull CBBC Aug 2017 G	0.2500	20,968 per 10,000 units	21,168 per 10,000 units	2017/08/30	150,000,000	2016/04/27
65965	J P Morgan SP BV	HSI R Bear CBBC Jul 2016 T	0.2500	21,448 per 10,000 units	21,248 per 10,000 units	2016/07/28	150,000,000	2016/04/27
65968	J P Morgan SP BV	HSI R Bear CBBC Aug 2016 V	0.2500	22,300 per 10,000 units	22,100 per 10,000 units	2016/08/30	200,000,000	2016/04/27
65917	SG Issuer	HKEX R Bull CBBC May 2017 A	0.2500	184.08 per 100 units	186.08 per 100 units	2017/05/31	100,000,000	2016/04/27
65918	SG Issuer	HKEX R Bull CBBC May 2017 B	0.2500	188.08 per 100 units	190.08 per 100 units	2017/05/31	100,000,000	2016/04/27
65909	SG Issuer	HKEX R Bull CBBC Jul 2017 A	0.2500	176.08 per 100 units	178.08 per 100 units	2017/07/28	100,000,000	2016/04/27
65912	SG Issuer	HKEX R Bull CBBC Jul 2017 B	0.2500	180.08 per 100 units	182.08 per 100 units	2017/07/28	100,000,000	2016/04/27
65906	SG Issuer	HKEX R Bull CBBC Sep 2017 A	0.2500	172.08 per 100 units	174.08 per 100 units	2017/09/28	100,000,000	2016/04/27
65919	SG Issuer	HKEX R Bear CBBC Sep 2016 A	0.2500	204.88 per 100 units	202.88 per 100 units	2016/09/29	100,000,000	2016/04/27
65920	SG Issuer	HKEX R Bear CBBC Nov 2016 A	0.2500	212.88 per 100 units	210.88 per 100 units	2016/11/29	100,000,000	2016/04/27
65921	SG Issuer	HKEX R Bear CBBC Feb 2017 A	0.2700	220.88 per 100 units	218.88 per 100 units	2017/02/01	100,000,000	2016/04/27
65922	SG Issuer	HSBC R Bull CBBC Jun 2018 A	0.2500	41.58 per 100 units	43.08 per 100 units	2018/06/28	100,000,000	2016/04/27
65927	SG Issuer	HSBC R Bear CBBC Sep 2016 A	0.2500	56.38 per 100 units	54.88 per 100 units	2016/09/29	100,000,000	2016/04/27
65893	SG Issuer	HSI R Bull CBBC Jun 2017 F	0.2500	21,158 per 10,000 units	21,358 per 10,000 units	2017/06/29	200,000,000	2016/04/27
65905	SG Issuer	HSI R Bear CBBC Jul 2016 E	0.2500	21,638 per 10,000 units	21,438 per 10,000 units	2016/07/28	200,000,000	2016/04/27
65934	UBS AG	HSI R Bull CBBC Jun 2017 S	0.2500	20,950 per 10,000 units	21,150 per 10,000 units	2017/06/29	200,000,000	2016/04/27
65933	UBS AG	HSI R Bull CBBC Jul 2017 O	0.2500	21,200 per 10,000 units	21,400 per 10,000 units	2017/07/28	200,000,000	2016/04/27
65937	UBS AG	HSI R Bear CBBC Jul 2016 E	0.2500	22,350 per 10,000 units	22,150 per 10,000 units	2016/07/28	200,000,000	2016/04/27
65945	UBS AG	HSI R Bear CBBC Jul 2016 F	0.2500	23,250 per 12,000 units	23,050 per 12,000 units	2016/07/28	200,000,000	2016/04/27
65938	UBS AG	HSI R Bear CBBC Jul 2016 G	0.2500	22,650 per 10,000 units	22,450 per 10,000 units	2016/07/28	200,000,000	2016/04/27
65941	UBS AG	HSI R Bear CBBC Jul 2016 H	0.2500	23,000 per 12,000 units	22,750 per 12,000 units	2016/07/28	200,000,000	2016/04/27
65952	UBS AG	HSI R Bear CBBC Jul 2016 I	0.2500	23,600 per 10,000 units	23,400 per 10,000 units	2016/07/28	200,000,000	2016/04/27
65951	UBS AG	HSI R Bear CBBC Jul 2016 K	0.2500	23,350 per 10,000 units	23,150 per 10,000 units	2016/07/28	200,000,000	2016/04/27
65953	UBS AG	HSI R Bear CBBC Jul 2016 L	0.2950	24,100 per 10,000 units	23,900 per 10,000 units	2016/07/28	200,000,000	2016/04/27
65963	UBS AG	HSI R Bear CBBC Jul 2016 O	0.2500	21,600 per 10,000 units	21,400 per 10,000 units	2016/07/28	200,000,000	2016/04/27
66026	BNP Paribas Arbit Issu B.V.	HSI R Bull CBBC May 2017 P	0.2500	21,300 per 10,000 units	21,500 per 10,000 units	2017/05/29	250,000,000	2016/04/28
66030	BNP Paribas Arbit Issu B.V.	HSI R Bull CBBC Jun 2017 O	0.2500	21,400 per 10,000 units	21,600 per 10,000 units	2017/06/29	250,000,000	2016/04/28
65991	BNP Paribas Arbit Issu B.V.	HSI R Bear CBBC Feb 2017 M	0.2500	21,600 per 10,000 units	21,400 per 10,000 units	2017/02/27	250,000,000	2016/04/28

Newly listed callable bull/bear contracts (continued)

Code	Issuer	Name of issue	Issue prices (HK\$)	Strike price (HKD) / Strike level per 10 units	Call price (HKD) / Call level per 10 units	Expiry date	No. of issue (units)	Listing date
65994	BNP Paribas Arbit Issu B.V.	HSI R Bear CBBC Feb 2017 N	0.2500	21,800 per 10,000 units	21,600 per 10,000 units	2017/02/27	250,000,000	2016/04/28
65992	BNP Paribas Arbit Issu B.V.	HSI R Bear CBBC Mar 2017 K	0.2500	21,700 per 10,000 units	21,500 per 10,000 units	2017/03/30	250,000,000	2016/04/28
66034	BNP Paribas Arbit Issu B.V.	HSI R Bear CBBC Mar 2017 L	0.2500	22,900 per 10,000 units	22,700 per 10,000 units	2017/03/30	250,000,000	2016/04/28
66037	BNP Paribas Arbit Issu B.V.	HSI R Bear CBBC Mar 2017 M	0.2500	23,100 per 10,000 units	22,900 per 10,000 units	2017/03/30	250,000,000	2016/04/28
66058	Credit Suisse AG	HSI R Bull CBBC Jul 2017 N	0.2500	21,400 per 10,000 units	21,600 per 10,000 units	2017/07/28	200,000,000	2016/04/28
66041	Credit Suisse AG	HSI R Bear CBBC Jul 2016 R	0.2500	21,650 per 10,000 units	21,450 per 10,000 units	2016/07/28	200,000,000	2016/04/28
66043	Credit Suisse AG	HSI R Bear CBBC Jul 2016 S	0.2500	22,250 per 10,000 units	22,050 per 10,000 units	2016/07/28	200,000,000	2016/04/28
66053	Credit Suisse AG	HSI R Bear CBBC Jul 2016 T	0.2500	22,750 per 10,000 units	22,550 per 10,000 units	2016/07/28	200,000,000	2016/04/28
66056	Credit Suisse AG	HSI R Bear CBBC Jul 2016 V	0.2500	23,100 per 10,000 units	22,900 per 10,000 units	2016/07/28	200,000,000	2016/04/28
66052	Credit Suisse AG	HSI R Bear CBBC Aug 2016 V	0.2500	22,600 per 10,000 units	22,400 per 10,000 units	2016/08/30	200,000,000	2016/04/28
66055	Credit Suisse AG	HSI R Bear CBBC Aug 2016 W	0.2500	22,900 per 10,000 units	22,700 per 10,000 units	2016/08/30	200,000,000	2016/04/28
66044	Credit Suisse AG	HSI R Bear CBBC Sep 2016 G	0.2500	22,400 per 10,000 units	22,200 per 10,000 units	2016/09/29	200,000,000	2016/04/28
66018	Goldman Sachs SP (Asia)	HSI R Bull CBBC May 2017 T	0.2530	21,150 per 10,000 units	21,350 per 10,000 units	2017/05/29	200,000,000	2016/04/28
66019	Goldman Sachs SP (Asia)	HSI R Bull CBBC Jul 2017 F	0.2540	21,415 per 10,000 units	21,615 per 10,000 units	2017/07/28	200,000,000	2016/04/28
65995	Goldman Sachs SP (Asia)	HSI R Bear CBBC Jul 2016 A	0.2540	21,588 per 10,000 units	21,388 per 10,000 units	2016/07/28	200,000,000	2016/04/28
65999	Goldman Sachs SP (Asia)	HSI R Bear CBBC Jul 2016 E	0.2520	21,800 per 10,000 units	21,600 per 10,000 units	2016/07/28	200,000,000	2016/04/28
65987	HK Bank	ABC R Bull CBBC Aug 2017 B	0.2500	2.5500	2.6300	2017/08/31	50,000,000	2016/04/28
65988	HK Bank	AIA R Bear CBBC Mar 2017 B	0.3300	47.6600	47.0600	2017/03/31	40,000,000	2016/04/28
65983	HK Bank	CM Bank R Bull CBBC Jan 2017 B	0.2500	15.1600	15.5600	2017/01/23	40,000,000	2016/04/28
66015	HK Bank	HSI R Bull CBBC Oct 2016 A	0.2500	21,398 per 15,000 units	21,598 per 15,000 units	2016/10/28	150,000,000	2016/04/28
66014	HK Bank	HSI R Bull CBBC Dec 2016 X	0.2500	21,098 per 15,000 units	21,298 per 15,000 units	2016/12/29	150,000,000	2016/04/28
65989	HK Bank	PICC P&C R Bull CBBC Jan 2017 B	0.2500	12.7600	13.3600	2017/01/19	40,000,000	2016/04/28
66108	J P Morgan SP BV	China Mobile R Bear CBBC May 2017 A	0.2500	106.88 per 100 units	104.88 per 100 units	2017/05/19	100,000,000	2016/04/28
66098	J P Morgan SP BV	HKEX R Bull CBBC Nov 2016 G	0.2500	194.08 per 100 units	196.88 per 100 units	2016/11/18	40,000,000	2016/04/28
66100	J P Morgan SP BV	HKEX R Bear CBBC Feb 2017 B	0.2600	225.88 per 100 units	222.28 per 100 units	2017/02/17	40,000,000	2016/04/28
66101	J P Morgan SP BV	HKEX R Bear CBBC Mar 2017 B	0.3600	235.88 per 100 units	232.28 per 100 units	2017/03/17	40,000,000	2016/04/28
66104	J P Morgan SP BV	HSBC R Bull CBBC Feb 2017 A	0.2500	47.38 per 100 units	48.88 per 100 units	2017/02/17	100,000,000	2016/04/28
66105	J P Morgan SP BV	HSBC R Bear CBBC Jan 2017 B	0.2500	65.38 per 100 units	63.88 per 100 units	2017/01/20	100,000,000	2016/04/28
66109	J P Morgan SP BV	HSI R Bull CBBC Jun 2017 Q	0.2500	21,422 per 10,000 units	21,622 per 10,000 units	2017/06/29	200,000,000	2016/04/28
66088	J P Morgan SP BV	HSI R Bull CBBC Aug 2017 H	0.2500	21,300 per 10,000 units	21,500 per 10,000 units	2017/08/30	200,000,000	2016/04/28
66089	J P Morgan SP BV	HSI R Bull CBBC Oct 2017 C	0.2500	20,768 per 10,000 units	20,968 per 10,000 units	2017/10/30	150,000,000	2016/04/28
66112	J P Morgan SP BV	HSI R Bear CBBC Jul 2016 H	0.2500	22,648 per 10,000 units	22,448 per 10,000 units	2016/07/28	150,000,000	2016/04/28
66115	J P Morgan SP BV	HSI R Bear CBBC Jul 2016 N	0.2500	22,948 per 10,000 units	22,748 per 10,000 units	2016/07/28	150,000,000	2016/04/28
66086	J P Morgan SP BV	HSI R Bear CBBC Jul 2016 U	0.2500	21,600 per 10,000 units	21,400 per 10,000 units	2016/07/28	200,000,000	2016/04/28
66087	J P Morgan SP BV	HSI R Bear CBBC Jul 2016 W	0.2500	21,800 per 10,000 units	21,600 per 10,000 units	2016/07/28	200,000,000	2016/04/28
66106	J P Morgan SP BV	Tencent R Bull CBBC Jan 2017 C	0.2500	158.28 per 100 units	160.88 per 100 units	2017/01/20	60,000,000	2016/04/28
66020	Macquarie Bank Ltd.	HSI R Bull CBBC Dec 2016 J	0.2500	20,700 per 20,000 units	20,900 per 20,000 units	2016/12/29	40,000,000	2016/04/28
66024	Macquarie Bank Ltd.	HSI R Bear CBBC Oct 2016 F	0.2500	23,250 per 20,000 units	23,050 per 20,000 units	2016/10/28	40,000,000	2016/04/28
66083	SG Issuer	HSI R Bull CBBC Jun 2017 G	0.2500	21,258 per 10,000 units	21,458 per 10,000 units	2017/06/29	200,000,000	2016/04/28
66084	SG Issuer	HSI R Bull CBBC Jun 2017 H	0.2500	21,508 per 10,000 units	21,608 per 10,000 units	2017/06/29	200,000,000	2016/04/28
66009	SG Issuer	HSI R Bear CBBC Jul 2016 I	0.2500	21,488 per 10,000 units	21,388 per 10,000 units	2016/07/28	200,000,000	2016/04/28
66013	SG Issuer	HSI R Bear CBBC Jul 2016 Q	0.2500	21,688 per 10,000 units	21,588 per 10,000 units	2016/07/28	200,000,000	2016/04/28
66074	UBS AG	HKEX R Bull CBBC Oct 2016 F	0.2500	186.70 per 100 units	190 per 100 units	2016/10/31	50,000,000	2016/04/28

Newly listed callable bull/bear contracts (continued)

Code	Issuer	Name of issue	Issue prices (HK\$)	Strike price (HKD) / Strike level per 10 units	Call price (HKD) / Call level per 10 units	Expiry date	No. of issue (units)	Listing date
66071	UBS AG	HSBC R Bull CBBC Jun 2017 A	0.2500	48.50 per 100 units	50 per 100 units	2017/06/19	100,000,000	2016/04/28
66078	UBS AG	HSI R Bull CBBC Jun 2017 U	0.2500	21,150 per 10,000 units	21,350 per 10,000 units	2017/06/29	200,000,000	2016/04/28
66075	UBS AG	HSI R Bull CBBC Aug 2017 G	0.2500	21,300 per 10,000 units	21,500 per 10,000 units	2017/08/30	200,000,000	2016/04/28
66080	UBS AG	HSI R Bull CBBC Sep 2017 P	0.2500	21,422 per 10,000 units	21,622 per 10,000 units	2017/09/28	200,000,000	2016/04/28
66059	UBS AG	HSI R Bear CBBC Jul 2016 Q	0.2500	21,437 per 10,000 units	21,237 per 10,000 units	2016/07/28	200,000,000	2016/04/28
66060	UBS AG	HSI R Bear CBBC Jul 2016 S	0.2500	21,550 per 10,000 units	21,350 per 10,000 units	2016/07/28	200,000,000	2016/04/28
66061	UBS AG	HSI R Bear CBBC Jul 2016 W	0.2500	21,700 per 10,000 units	21,500 per 10,000 units	2016/07/28	200,000,000	2016/04/28
66072	UBS AG	Tencent R Bull CBBC Oct 2016 E	0.2500	152.50 per 100 units	155 per 100 units	2016/10/17	50,000,000	2016/04/28
66134	BNP Paribas Arbit Issu B.V.	HKEX R Bull CBBC Dec 2016 B	0.2500	185 per 100 units	190 per 100 units	2016/12/30	40,000,000	2016/04/29
66168	Credit Suisse AG	HKEX R Bull CBBC Sep 2016 C	0.2500	195 per 100 units	198 per 100 units	2016/09/30	50,000,000	2016/04/29
66162	Credit Suisse AG	HKEX R Bear CBBC Jul 2016 C	0.2600	226.50 per 100 units	223 per 100 units	2016/07/29	50,000,000	2016/04/29
66160	Credit Suisse AG	HSBC R Bear CBBC Sep 2016 A	0.2500	60 per 100 units	58 per 100 units	2016/09/30	50,000,000	2016/04/29
66152	Credit Suisse AG	HSCEI R Bear CBBC Jul 2016 B	0.2500	10,200 per 10,000 units	10,000 per 10,000 units	2016/07/28	100,000,000	2016/04/29
66154	Credit Suisse AG	HSI R Bull CBBC Apr 2017 K	0.2500	21,300 per 10,000 units	21,500 per 10,000 units	2017/04/27	200,000,000	2016/04/29
66164	Credit Suisse AG	HSI R Bear CBBC Jul 2016 U	0.2500	21,800 per 10,000 units	21,600 per 10,000 units	2016/07/28	200,000,000	2016/04/29
66155	Credit Suisse AG	Tencent R Bear CBBC Jul 2016 A	0.2500	176 per 100 units	173 per 100 units	2016/07/29	50,000,000	2016/04/29
66133	Goldman Sachs SP (Asia)	HSI R Bull CBBC Aug 2017 A	0.2560	21,308 per 10,000 units	21,508 per 10,000 units	2017/08/30	200,000,000	2016/04/29
66182	J P Morgan SP BV	HKEX R Bull CBBC Apr 2017 B	0.2500	200.08 per 100 units	202.88 per 100 units	2017/04/21	40,000,000	2016/04/29
66180	J P Morgan SP BV	HKEX R Bear CBBC Apr 2017 A	0.5000	251.88 per 100 units	248.08 per 100 units	2017/04/21	40,000,000	2016/04/29
66171	J P Morgan SP BV	HSI R Bull CBBC Jun 2017 R	0.2500	21,068 per 10,000 units	21,268 per 10,000 units	2017/06/29	150,000,000	2016/04/29
66170	J P Morgan SP BV	HSI R Bull CBBC Jul 2017 K	0.2500	21,400 per 10,000 units	21,600 per 10,000 units	2017/07/28	200,000,000	2016/04/29
66184	J P Morgan SP BV	HSI R Bear CBBC Jul 2016 D	0.2500	22,848 per 10,000 units	22,648 per 10,000 units	2016/07/28	150,000,000	2016/04/29
66183	J P Morgan SP BV	HSI R Bear CBBC Jul 2016 X	0.2500	21,688 per 10,000 units	21,488 per 10,000 units	2016/07/28	150,000,000	2016/04/29
66130	SG Issuer	HSI R Bull CBBC Jul 2017 G	0.2500	21,358 per 10,000 units	21,558 per 10,000 units	2017/07/28	200,000,000	2016/04/29
66147	SG Issuer	HSI R Bear CBBC Jul 2016 V	0.2500	21,738 per 10,000 units	21,538 per 10,000 units	2016/07/28	200,000,000	2016/04/29
66121	SG Issuer	Tencent R Bull CBBC Jun 2017 A	0.2500	148.58 per 100 units	150.08 per 100 units	2017/06/29	100,000,000	2016/04/29
66122	SG Issuer	Tencent R Bull CBBC Jun 2017 B	0.2500	151.58 per 100 units	153.08 per 100 units	2017/06/29	100,000,000	2016/04/29
66123	SG Issuer	Tencent R Bull CBBC Jun 2017 C	0.2500	154.58 per 100 units	156.08 per 100 units	2017/06/29	100,000,000	2016/04/29
66116	SG Issuer	Tencent R Bull CBBC Aug 2017 A	0.2500	142.58 per 100 units	144.08 per 100 units	2017/08/30	100,000,000	2016/04/29
66119	SG Issuer	Tencent R Bull CBBC Aug 2017 B	0.2500	145.58 per 100 units	147.08 per 100 units	2017/08/30	100,000,000	2016/04/29
66127	SG Issuer	Tencent R Bear CBBC Sep 2016 A	0.2500	168.38 per 100 units	166.88 per 100 units	2016/09/29	100,000,000	2016/04/29
66128	SG Issuer	Tencent R Bear CBBC Sep 2016 B	0.2500	172.38 per 100 units	170.88 per 100 units	2016/09/29	100,000,000	2016/04/29
66129	SG Issuer	Tencent R Bear CBBC Nov 2016 A	0.2500	176.38 per 100 units	174.88 per 100 units	2016/11/29	100,000,000	2016/04/29
66174	UBS AG	HSI R Bull CBBC Aug 2017 H	0.2500	21,400 per 10,000 units	21,600 per 10,000 units	2017/08/30	200,000,000	2016/04/29
66177	UBS AG	HSI R Bear CBBC Jul 2016 J	0.2500	21,617 per 10,000 units	21,417 per 10,000 units	2016/07/28	200,000,000	2016/04/29
66178	UBS AG	HSI R Bear CBBC Jul 2016 P	0.2500	21,800 per 10,000 units	21,600 per 10,000 units	2016/07/28	200,000,000	2016/04/29
66237	BNP Paribas Arbit Issu B.V.	HSI R Bull CBBC May 2017 Q	0.2500	21,100 per 10,000 units	21,300 per 10,000 units	2017/05/29	250,000,000	2016/05/03
66234	Credit Suisse AG	HSI R Bull CBBC Mar 2017 D	0.2500	21,227 per 12,000 units	21,467 per 12,000 units	2017/03/30	200,000,000	2016/05/03
66235	Credit Suisse AG	HSI R Bear CBBC Aug 2016 X	0.2500	21,550 per 10,000 units	21,350 per 10,000 units	2016/08/30	200,000,000	2016/05/03
66240	Goldman Sachs SP (Asia)	HSI R Bull CBBC Jun 2017 Z	0.2560	21,050 per 10,000 units	21,250 per 10,000 units	2017/06/29	200,000,000	2016/05/03
66243	Goldman Sachs SP (Asia)	HSI R Bear CBBC Aug 2016 H	0.2530	21,750 per 10,000 units	21,550 per 10,000 units	2016/08/30	200,000,000	2016/05/03
66244	Goldman Sachs SP (Asia)	HSI R Bear CBBC Aug 2016 I	0.2510	21,508 per 10,000 units	21,308 per 10,000 units	2016/08/30	200,000,000	2016/05/03
66215	HK Bank	AIA R Bull CBBC Jan 2017 B	0.4100	43.2600	43.8600	2017/01/09	40,000,000	2016/05/03

Newly listed callable bull/bear contracts (continued)

Code	Issuer	Name of issue	Issue prices (HK\$)	Strike price (HKD) / Strike level per 10 units	Call price (HKD) / Call level per 10 units	Expiry date	No. of issue (units)	Listing date
66185	HK Bank	CNOOC R Bull CBBC Jan 2017 D	0.2500	9.1600	9.3600	2017/01/06	50,000,000	2016/05/03
66190	HK Bank	CNOOC R Bear CBBC Feb 2017 A	0.2500	11.3600	11.1600	2017/02/27	40,000,000	2016/05/03
66191	HK Bank	CNOOC R Bear CBBC Mar 2017 A	0.2500	12.1600	11.9600	2017/03/06	40,000,000	2016/05/03
66186	HK Bank	CNOOC R Bear CBBC Nov 2017 A	0.3200	13.0600	12.8600	2017/11/06	40,000,000	2016/05/03
66197	HK Bank	HKEX R Bull CBBC Oct 2016 X	0.2500	200.86 per 100 units	202.86 per 100 units	2016/10/31	50,000,000	2016/05/03
66217	HK Bank	HKEX R Bull CBBC Dec 2016 K	0.2500	191.86 per 100 units	193.86 per 100 units	2016/12/30	50,000,000	2016/05/03
66220	HK Bank	HKEX R Bull CBBC Dec 2016 L	0.2500	195.86 per 100 units	197.86 per 100 units	2016/12/19	50,000,000	2016/05/03
66206	HK Bank	HKEX R Bear CBBC Jun 2017 C	0.7700	276.86 per 100 units	274.86 per 100 units	2017/06/30	40,000,000	2016/05/03
66221	HK Bank	HSI R Bull CBBC Nov 2016 Y	0.2500	21,198 per 15,000 units	21,398 per 15,000 units	2016/11/29	150,000,000	2016/05/03
66195	HK Bank	PetCh R Bull CBBC Jul 2017 A	0.2500	4.9600	5.1600	2017/07/17	50,000,000	2016/05/03
66247	J P Morgan SP BV	HSI R Bull CBBC Jun 2017 S	0.2500	20,468 per 10,000 units	20,668 per 10,000 units	2017/06/29	150,000,000	2016/05/03
66245	J P Morgan SP BV	HSI R Bull CBBC Sep 2017 F	0.2500	21,168 per 10,000 units	21,368 per 10,000 units	2017/09/28	150,000,000	2016/05/03
66248	J P Morgan SP BV	HSI R Bear CBBC Aug 2016 W	0.2500	21,505 per 10,000 units	21,305 per 10,000 units	2016/08/30	200,000,000	2016/05/03
66249	J P Morgan SP BV	HSI R Bear CBBC Aug 2016 X	0.2500	21,748 per 10,000 units	21,548 per 10,000 units	2016/08/30	150,000,000	2016/05/03
66223	SG Issuer	A50 R Bull CBBC Feb 2017 B	0.2500	8.7800	8.8800	2017/02/27	100,000,000	2016/05/03
66224	SG Issuer	A50 R Bull CBBC Feb 2017 C	0.2500	9.1800	9.2800	2017/02/27	100,000,000	2016/05/03
66225	SG Issuer	A50 R Bull CBBC Feb 2017 D	0.2500	9.5800	9.6800	2017/02/27	100,000,000	2016/05/03
66222	SG Issuer	A50 R Bull CBBC Apr 2017 C	0.2500	8.3800	8.4800	2017/04/27	100,000,000	2016/05/03
66228	SG Issuer	A50 R Bear CBBC Sep 2016 A	0.2500	10.4800	10.3800	2016/09/29	100,000,000	2016/05/03
66230	SG Issuer	A50 R Bear CBBC Oct 2016 A	0.2500	11.0800	10.9800	2016/10/28	100,000,000	2016/05/03
66231	SG Issuer	A50 R Bear CBBC Nov 2016 A	0.2500	11.6800	11.5800	2016/11/29	100,000,000	2016/05/03
66233	UBS AG	HSI R Bull CBBC Aug 2017 I	0.2500	21,100 per 10,000 units	21,300 per 10,000 units	2017/08/30	200,000,000	2016/05/03
66232	UBS AG	HSI R Bull CBBC Sep 2017 Q	0.2500	21,267 per 10,000 units	21,467 per 10,000 units	2017/09/28	200,000,000	2016/05/03
66236	UBS AG	HSI R Bear CBBC Aug 2016 W	0.2500	21,505 per 10,000 units	21,305 per 10,000 units	2016/08/30	200,000,000	2016/05/03
66250	BNP Paribas Arbit Issu B.V.	HSI R Bull CBBC May 2017 R	0.2500	20,900 per 10,000 units	21,100 per 10,000 units	2017/05/29	250,000,000	2016/05/04
66251	BNP Paribas Arbit Issu B.V.	HSI R Bull CBBC Jun 2017 P	0.2500	21,000 per 10,000 units	21,200 per 10,000 units	2017/06/29	250,000,000	2016/05/04
66269	BNP Paribas Arbit Issu B.V.	HSI R Bull CBBC Jun 2017 Q	0.2500	21,200 per 10,000 units	21,400 per 10,000 units	2017/06/29	250,000,000	2016/05/04
66263	BNP Paribas Arbit Issu B.V.	HSI R Bear CBBC Feb 2017 O	0.2500	21,400 per 10,000 units	21,200 per 10,000 units	2017/02/27	250,000,000	2016/05/04
66266	Credit Suisse AG	HSI R Bull CBBC Jun 2017 D	0.2500	21,100 per 10,000 units	21,300 per 10,000 units	2017/06/29	200,000,000	2016/05/04
66267	Credit Suisse AG	HSI R Bear CBBC Aug 2016 Y	0.2500	21,350 per 10,000 units	21,150 per 10,000 units	2016/08/30	200,000,000	2016/05/04
66281	Goldman Sachs SP (Asia)	HSI R Bull CBBC Jun 2017 X	0.2510	21,200 per 10,000 units	21,400 per 10,000 units	2017/06/29	200,000,000	2016/05/04
66253	Goldman Sachs SP (Asia)	HSI R Bull CBBC Jun 2017 Y	0.2530	21,000 per 10,000 units	21,200 per 10,000 units	2017/06/29	200,000,000	2016/05/04
66256	Goldman Sachs SP (Asia)	HSI R Bull CBBC Aug 2017 B	0.2580	20,880 per 10,000 units	21,080 per 10,000 units	2017/08/30	200,000,000	2016/05/04
66257	Goldman Sachs SP (Asia)	HSI R Bear CBBC Aug 2016 J	0.2530	21,400 per 10,000 units	21,200 per 10,000 units	2016/08/30	200,000,000	2016/05/04
66283	J P Morgan SP BV	HSI R Bull CBBC Jul 2017 L	0.2500	20,900 per 10,000 units	21,100 per 10,000 units	2017/07/28	200,000,000	2016/05/04
66284	J P Morgan SP BV	HSI R Bull CBBC Aug 2017 I	0.2500	21,100 per 10,000 units	21,300 per 10,000 units	2017/08/30	200,000,000	2016/05/04
66286	J P Morgan SP BV	HSI R Bear CBBC Aug 2016 Y	0.2500	21,332 per 10,000 units	21,132 per 10,000 units	2016/08/30	200,000,000	2016/05/04
66288	J P Morgan SP BV	HSI R Bear CBBC Aug 2016 Z	0.2500	21,548 per 10,000 units	21,348 per 10,000 units	2016/08/30	150,000,000	2016/05/04
66258	SG Issuer	HSI R Bull CBBC Jun 2017 I	0.2500	21,008 per 10,000 units	21,108 per 10,000 units	2017/06/29	200,000,000	2016/05/04
66260	SG Issuer	HSI R Bear CBBC Aug 2016 O	0.2500	21,338 per 10,000 units	21,138 per 10,000 units	2016/08/30	200,000,000	2016/05/04
66262	SG Issuer	HSI R Bear CBBC Aug 2016 P	0.2500	21,388 per 10,000 units	21,288 per 10,000 units	2016/08/30	200,000,000	2016/05/04
66272	UBS AG	HSI R Bull CBBC Jun 2017 V	0.2500	21,050 per 12,000 units	21,250 per 12,000 units	2017/06/29	200,000,000	2016/05/04
66273	UBS AG	HSI R Bull CBBC Aug 2017 J	0.2500	20,900 per 10,000 units	21,100 per 10,000 units	2017/08/30	200,000,000	2016/05/04

Newly listed callable bull/bear contracts (continued)

Code	Issuer	Name of issue	Issue prices (HK\$)	Strike price (HKD) / Strike level per 10 units	Call price (HKD) / Call level per 10 units	Expiry date	No. of issue (units)	Listing date
66279	UBS AG	HSI R Bear CBBC Aug 2016 X	0.2500	21,332 per 10,000 units	21,132 per 10,000 units	2016/08/30	200,000,000	2016/05/04
66280	UBS AG	HSI R Bear CBBC Aug 2016 Y	0.2500	21,650 per 10,000 units	21,450 per 10,000 units	2016/08/30	200,000,000	2016/05/04
66310	Credit Suisse AG	HSI R Bull CBBC Jul 2017 O	0.2500	21,200 per 10,000 units	21,400 per 10,000 units	2017/07/28	200,000,000	2016/05/05
66311	Credit Suisse AG	HSI R Bull CBBC Jul 2017 P	0.2500	20,950 per 10,000 units	21,150 per 10,000 units	2017/07/28	200,000,000	2016/05/05
66312	Credit Suisse AG	HSI R Bear CBBC Aug 2016 Z	0.2500	21,600 per 10,000 units	21,400 per 10,000 units	2016/08/30	200,000,000	2016/05/05
66333	Goldman Sachs SP (Asia)	HSI R Bull CBBC Aug 2017 C	0.2520	21,100 per 10,000 units	21,300 per 10,000 units	2017/08/30	200,000,000	2016/05/05
66334	Goldman Sachs SP (Asia)	HSI R Bear CBBC Aug 2016 K	0.2510	21,700 per 10,000 units	21,500 per 10,000 units	2016/08/30	200,000,000	2016/05/05
66293	HK Bank	Sinopec Corp R Bull CBBC Jul 2017 A	0.2500	4.9100	5.0600	2017/07/17	50,000,000	2016/05/05
66296	HK Bank	HSCEI R Bear CBBC Feb 2017 B	0.2500	9,286 per 10,000 units	9,186 per 10,000 units	2017/02/27	50,000,000	2016/05/05
66294	HK Bank	TCH R Bear CBBC Jan 2017 C	0.2500	172.36 per 100 units	170.86 per 100 units	2017/01/16	40,000,000	2016/05/05
66321	J P Morgan SP BV	HSBC R Bull CBBC Apr 2017 C	0.2500	49.38 per 100 units	50.88 per 100 units	2017/04/21	100,000,000	2016/05/05
66319	J P Morgan SP BV	HSI R Bull CBBC Jul 2017 M	0.2500	21,200 per 10,000 units	21,400 per 10,000 units	2017/07/28	200,000,000	2016/05/05
66320	J P Morgan SP BV	HSI R Bull CBBC Sep 2017 G	0.2500	21,000 per 10,000 units	21,200 per 10,000 units	2017/09/28	200,000,000	2016/05/05
66322	J P Morgan SP BV	Ping An R Bull CBBC Feb 2017 D	0.2500	35.08 per 100 units	35.88 per 100 units	2017/02/17	100,000,000	2016/05/05
66330	J P Morgan SP BV	Tencent R Bear CBBC Nov 2016 B	0.2500	164.88 per 100 units	162.28 per 100 units	2016/11/18	60,000,000	2016/05/05
66300	SG Issuer	HSI R Bull CBBC Jun 2017 J	0.2500	21,208 per 10,000 units	21,308 per 10,000 units	2017/06/29	200,000,000	2016/05/05
66299	SG Issuer	HSI R Bull CBBC Jul 2017 H	0.2500	20,958 per 10,000 units	21,158 per 10,000 units	2017/07/28	200,000,000	2016/05/05
66313	SG Issuer	HSI R Bear CBBC Aug 2016 T	0.2500	21,638 per 10,000 units	21,438 per 10,000 units	2016/08/30	200,000,000	2016/05/05
66301	UBS AG	HSI R Bull CBBC Jul 2017 P	0.2500	21,200 per 10,000 units	21,400 per 10,000 units	2017/07/28	200,000,000	2016/05/05
66303	UBS AG	HSI R Bull CBBC Jul 2017 Q	0.2500	21,000 per 10,000 units	21,200 per 10,000 units	2017/07/28	200,000,000	2016/05/05
66309	UBS AG	HSI R Bear CBBC Aug 2016 Z	0.2500	21,600 per 10,000 units	21,400 per 10,000 units	2016/08/30	200,000,000	2016/05/05
66305	UBS AG	Ping An R Bull CBBC Jan 2017 B	0.2500	34 per 100 units	35 per 100 units	2017/01/16	100,000,000	2016/05/05
66337	BNP Paribas Arbit Issu B.V.	HSI R Bear CBBC Feb 2017 P	0.2500	21,600 per 10,000 units	21,400 per 10,000 units	2017/02/27	250,000,000	2016/05/06
66346	BNP Paribas Arbit Issu B.V.	HSI R Bear CBBC Feb 2017 Q	0.2500	21,800 per 10,000 units	21,600 per 10,000 units	2017/02/27	250,000,000	2016/05/06
66344	BNP Paribas Arbit Issu B.V.	HSI R Bear CBBC Mar 2017 N	0.2500	21,700 per 10,000 units	21,500 per 10,000 units	2017/03/30	250,000,000	2016/05/06
66377	Credit Suisse AG	HSI R Bull CBBC Apr 2017 L	0.2500	21,150 per 10,000 units	21,350 per 10,000 units	2017/04/27	200,000,000	2016/05/06
66356	Credit Suisse AG	HSI R Bear CBBC Aug 2016 A	0.2500	21,650 per 10,000 units	21,450 per 10,000 units	2016/08/30	200,000,000	2016/05/06
66360	Credit Suisse AG	HSI R Bear CBBC Aug 2016 B	0.2500	21,850 per 10,000 units	21,650 per 10,000 units	2016/08/30	200,000,000	2016/05/06
66350	Goldman Sachs SP (Asia)	HSI R Bull CBBC Aug 2017 D	0.2570	21,250 per 10,000 units	21,450 per 10,000 units	2017/08/30	200,000,000	2016/05/06
66351	Goldman Sachs SP (Asia)	HSI R Bear CBBC Aug 2016 L	0.2560	21,668 per 10,000 units	21,468 per 10,000 units	2016/08/30	200,000,000	2016/05/06
66352	Goldman Sachs SP (Asia)	HSI R Bear CBBC Aug 2016 M	0.2560	21,800 per 10,000 units	21,600 per 10,000 units	2016/08/30	200,000,000	2016/05/06
66390	J P Morgan SP BV	Galaxy Ent R Bear CBBC Feb 2017 A	0.2500	30.88 per 100 units	28.88 per 100 units	2017/02/17	100,000,000	2016/05/06
66388	J P Morgan SP BV	HSI R Bull CBBC Aug 2017 J	0.2500	21,267 per 10,000 units	21,467 per 10,000 units	2017/08/30	200,000,000	2016/05/06
66391	J P Morgan SP BV	HSI R Bear CBBC Aug 2016 C	0.2500	21,800 per 10,000 units	21,600 per 10,000 units	2016/08/30	200,000,000	2016/05/06
66386	J P Morgan SP BV	HSI R Bear CBBC Aug 2016 D	0.2500	21,600 per 10,000 units	21,400 per 10,000 units	2016/08/30	200,000,000	2016/05/06
66353	SG Issuer	HSI R Bull CBBC Jul 2017 I	0.2500	21,058 per 10,000 units	21,258 per 10,000 units	2017/07/28	200,000,000	2016/05/06
66355	SG Issuer	HSI R Bull CBBC Jul 2017 J	0.2500	21,258 per 10,000 units	21,458 per 10,000 units	2017/07/28	200,000,000	2016/05/06
66336	SG Issuer	HSI R Bear CBBC Aug 2016 U	0.2500	21,688 per 10,000 units	21,588 per 10,000 units	2016/08/30	200,000,000	2016/05/06
66335	SG Issuer	HSI R Bear CBBC Sep 2016 F	0.2500	21,488 per 10,000 units	21,388 per 10,000 units	2016/09/29	200,000,000	2016/05/06
66385	UBS AG	HSI R Bull CBBC Jun 2017 T	0.2500	21,150 per 10,000 units	21,350 per 10,000 units	2017/06/29	200,000,000	2016/05/06
66384	UBS AG	HSI R Bull CBBC Jun 2017 W	0.2500	21,180 per 12,000 units	21,430 per 12,000 units	2017/06/29	200,000,000	2016/05/06
66380	UBS AG	HSI R Bear CBBC Aug 2016 C	0.2500	21,700 per 10,000 units	21,500 per 10,000 units	2016/08/30	200,000,000	2016/05/06
66379	UBS AG	HSI R Bear CBBC Aug 2016 E	0.2500	21,562 per 10,000 units	21,362 per 10,000 units	2016/08/30	200,000,000	2016/05/06

Newly listed callable bull/bear contracts (continued)

Code	Issuer	Name of issue	Issue prices (HK\$)	Strike price (HKD) / Strike level per 10 units	Call price (HKD) / Call level per 10 units	Expiry date	No. of issue (units)	Listing date
66383	UBS AG	HSI R Bear CBBC Aug 2016 F	0.2500	21,850 per 10,000 units	21,650 per 10,000 units	2016/08/30	200,000,000	2016/05/06
66438	BNP Paribas Arbit Issu B.V.	HSI R Bear CBBC Mar 2017 O	0.2500	21,300 per 10,000 units	21,100 per 10,000 units	2017/03/30	250,000,000	2016/05/09
66439	BNP Paribas Arbit Issu B.V.	HSI R Bear CBBC Mar 2017 P	0.2500	21,500 per 10,000 units	21,300 per 10,000 units	2017/03/30	250,000,000	2016/05/09
66443	Credit Suisse AG	HSI R Bull CBBC Jun 2017 E	0.2500	20,900 per 10,000 units	21,100 per 10,000 units	2017/06/29	200,000,000	2016/05/09
66446	Credit Suisse AG	HSI R Bull CBBC Jun 2017 F	0.2500	21,050 per 10,000 units	21,250 per 10,000 units	2017/06/29	200,000,000	2016/05/09
66450	Credit Suisse AG	HSI R Bear CBBC Sep 2016 H	0.2500	21,300 per 10,000 units	21,100 per 10,000 units	2016/09/29	200,000,000	2016/05/09
66452	Credit Suisse AG	HSI R Bear CBBC Sep 2016 I	0.2500	21,700 per 10,000 units	21,500 per 10,000 units	2016/09/29	200,000,000	2016/05/09
66437	Bank of East Asia	Great Wall Motor R Bull CBBC Dec 2017 A	0.2500	3.4800	3.8800	2017/12/22	60,000,000	2016/05/09
66432	Bank of East Asia	HKEX R Bull CBBC Apr 2017 A	0.2500	180 per 100 units	183.80 per 100 units	2017/04/27	40,000,000	2016/05/09
66433	Bank of East Asia	HKEX R Bear CBBC Apr 2017 A	0.2500	212.80 per 100 units	208.80 per 100 units	2017/04/21	40,000,000	2016/05/09
66436	Bank of East Asia	HSBC Holdings R Bear CBBC Feb 2017 A	0.2500	59 per 100 units	57.80 per 100 units	2017/02/22	40,000,000	2016/05/09
66418	Goldman Sachs SP (Asia)	HSI R Bull CBBC Aug 2017 E	0.2580	20,958 per 10,000 units	21,158 per 10,000 units	2017/08/30	200,000,000	2016/05/09
66420	Goldman Sachs SP (Asia)	HSI R Bull CBBC Aug 2017 F	0.2580	21,180 per 10,000 units	21,380 per 10,000 units	2017/08/30	200,000,000	2016/05/09
66426	Goldman Sachs SP (Asia)	HSI R Bull CBBC Aug 2017 G	0.2520	20,700 per 10,000 units	20,900 per 10,000 units	2017/08/30	200,000,000	2016/05/09
66422	Goldman Sachs SP (Asia)	HSI R Bear CBBC Aug 2016 N	0.2560	21,589 per 10,000 units	21,389 per 10,000 units	2016/08/30	200,000,000	2016/05/09
66427	Goldman Sachs SP (Asia)	HSI R Bear CBBC Aug 2016 O	0.2550	21,300 per 10,000 units	21,100 per 10,000 units	2016/08/30	200,000,000	2016/05/09
66428	Goldman Sachs SP (Asia)	HSI R Bear CBBC Aug 2016 P	0.2550	21,858 per 10,000 units	21,658 per 10,000 units	2016/08/30	200,000,000	2016/05/09
66394	HK Bank	HKEX R Bull CBBC Jun 2017 A	0.2500	175.36 per 100 units	177.36 per 100 units	2017/06/30	50,000,000	2016/05/09
66409	HK Bank	HSI R Bull CBBC Nov 2016 Z	0.2500	20,798 per 15,000 units	20,998 per 15,000 units	2016/11/29	150,000,000	2016/05/09
66410	HK Bank	HSI R Bull CBBC Dec 2016 Y	0.2500	21,098 per 15,000 units	21,298 per 15,000 units	2016/12/29	150,000,000	2016/05/09
66413	HK Bank	PetCh R Bull CBBC Jul 2017 B	0.2500	5.2600	5.4600	2017/07/03	50,000,000	2016/05/09
66414	HK Bank	Sands China R Bear CBBC Apr 2017 C	0.2500	30.06 per 100 units	29.26 per 100 units	2017/04/28	40,000,000	2016/05/09
66416	HK Bank	Tencent R Bull CBBC Dec 2016 L	0.2500	149.36 per 100 units	150.86 per 100 units	2016/12/30	50,000,000	2016/05/09
66417	HK Bank	Tencent R Bull CBBC Jan 2017 C	0.2500	139.36 per 100 units	140.86 per 100 units	2017/01/18	50,000,000	2016/05/09
66395	HK Bank	Tencent R Bear CBBC Nov 2016 E	0.2500	166.36 per 100 units	164.86 per 100 units	2016/11/30	40,000,000	2016/05/09
66460	J P Morgan SP BV	HSI R Bull CBBC Jun 2017 T	0.2500	21,068 per 10,000 units	21,268 per 10,000 units	2017/06/29	200,000,000	2016/05/09
66462	J P Morgan SP BV	HSI R Bear CBBC Aug 2016 F	0.2500	21,268 per 10,000 units	21,068 per 10,000 units	2016/08/30	200,000,000	2016/05/09
66463	J P Morgan SP BV	HSI R Bear CBBC Aug 2016 G	0.2500	21,700 per 10,000 units	21,500 per 10,000 units	2016/08/30	200,000,000	2016/05/09
66424	SG Issuer	HSI R Bull CBBC Jun 2017 K	0.2500	21,108 per 10,000 units	21,208 per 10,000 units	2017/06/29	200,000,000	2016/05/09
66423	SG Issuer	HSI R Bull CBBC Jul 2017 K	0.2500	20,758 per 10,000 units	20,958 per 10,000 units	2017/07/28	200,000,000	2016/05/09
66425	SG Issuer	HSI R Bull CBBC Jul 2017 L	0.2500	21,158 per 10,000 units	21,358 per 10,000 units	2017/07/28	200,000,000	2016/05/09
66440	SG Issuer	HSI R Bear CBBC Sep 2016 G	0.2500	21,288 per 10,000 units	21,188 per 10,000 units	2016/09/29	200,000,000	2016/05/09
66442	SG Issuer	HSI R Bear CBBC Sep 2016 H	0.2500	21,588 per 10,000 units	21,488 per 10,000 units	2016/09/29	200,000,000	2016/05/09
66453	UBS AG	HSI R Bull CBBC Jul 2017 R	0.2500	20,950 per 10,000 units	21,150 per 10,000 units	2017/07/28	200,000,000	2016/05/09
66455	UBS AG	HSI R Bear CBBC Aug 2016 H	0.2500	21,268 per 10,000 units	21,068 per 10,000 units	2016/08/30	200,000,000	2016/05/09
66457	UBS AG	HSI R Bear CBBC Sep 2016 H	0.2500	21,400 per 10,000 units	21,200 per 10,000 units	2016/09/29	200,000,000	2016/05/09
66459	UBS AG	HSI R Bear CBBC Sep 2016 I	0.2500	21,750 per 12,000 units	21,550 per 12,000 units	2016/09/29	200,000,000	2016/05/09
66504	BNP Paribas Arbit Issu B.V.	HSCEI R Bear CBBC Feb 2017 C	0.2500	9,600 per 10,000 units	9,400 per 10,000 units	2017/02/27	100,000,000	2016/05/10
66528	BNP Paribas Arbit Issu B.V.	HSCEI R Bear CBBC Mar 2017 A	0.2500	9,400 per 10,000 units	9,200 per 10,000 units	2017/03/30	100,000,000	2016/05/10
66482	BNP Paribas Arbit Issu B.V.	HSI R Bull CBBC May 2017 S	0.2500	20,700 per 10,000 units	20,900 per 10,000 units	2017/05/29	250,000,000	2016/05/10
66512	BNP Paribas Arbit Issu B.V.	HSI R Bull CBBC May 2017 T	0.2500	20,500 per 10,000 units	20,700 per 10,000 units	2017/05/29	250,000,000	2016/05/10
66478	BNP Paribas Arbit Issu B.V.	HSI R Bull CBBC Jun 2017 R	0.2500	20,600 per 10,000 units	20,800 per 10,000 units	2017/06/29	250,000,000	2016/05/10
66483	BNP Paribas Arbit Issu B.V.	HSI R Bull CBBC Jun 2017 S	0.2500	20,800 per 10,000 units	21,000 per 10,000 units	2017/06/29	250,000,000	2016/05/10

Newly listed callable bull/bear contracts (continued)

Code	Issuer	Name of issue	Issue prices (HK\$)	Strike price (HKD) / Strike level per 10 units	Call price (HKD) / Call level per 10 units	Expiry date	No. of issue (units)	Listing date
66503	BNP Paribas Arbit Issu B.V.	HSI R Bear CBBC Feb 2017 R	0.2500	21,200 per 10,000 units	21,000 per 10,000 units	2017/02/27	250,000,000	2016/05/10
66527	BNP Paribas Arbit Issu B.V.	HSI R Bear CBBC Feb 2017 S	0.2500	21,000 per 10,000 units	20,800 per 10,000 units	2017/02/27	250,000,000	2016/05/10
66502	BNP Paribas Arbit Issu B.V.	HSI R Bear CBBC Mar 2017 Q	0.2500	21,100 per 10,000 units	20,900 per 10,000 units	2017/03/30	250,000,000	2016/05/10
66526	BNP Paribas Arbit Issu B.V.	HSI R Bear CBBC Mar 2017 R	0.2500	20,900 per 10,000 units	20,700 per 10,000 units	2017/03/30	250,000,000	2016/05/10
66521	Credit Suisse AG	HSI R Bull CBBC Apr 2017 M	0.2500	19,850 per 10,000 units	20,050 per 10,000 units	2017/04/27	200,000,000	2016/05/10
66519	Credit Suisse AG	HSI R Bull CBBC Jun 2017 J	0.2500	20,350 per 10,000 units	20,550 per 10,000 units	2017/06/29	200,000,000	2016/05/10
66513	Credit Suisse AG	HSI R Bull CBBC Jul 2017 Q	0.2500	20,800 per 10,000 units	21,000 per 10,000 units	2017/07/28	200,000,000	2016/05/10
66517	Credit Suisse AG	HSI R Bull CBBC Jul 2017 R	0.2500	20,600 per 10,000 units	20,800 per 10,000 units	2017/07/28	200,000,000	2016/05/10
66523	Credit Suisse AG	HSI R Bear CBBC Aug 2016 C	0.2500	21,450 per 10,000 units	21,250 per 10,000 units	2016/08/30	200,000,000	2016/05/10
66524	Credit Suisse AG	HSI R Bear CBBC Aug 2016 D	0.2500	21,200 per 10,000 units	21,000 per 10,000 units	2016/08/30	200,000,000	2016/05/10
66525	Credit Suisse AG	HSI R Bear CBBC Aug 2016 E	0.2500	20,888 per 10,000 units	20,688 per 10,000 units	2016/08/30	200,000,000	2016/05/10
66491	Goldman Sachs SP (Asia)	HSI R Bull CBBC May 2017 U	0.2500	20,788 per 10,000 units	20,988 per 10,000 units	2017/05/29	200,000,000	2016/05/10
66563	Goldman Sachs SP (Asia)	HSI R Bull CBBC Jun 2017 U	0.2610	20,468 per 10,000 units	20,668 per 10,000 units	2017/06/29	200,000,000	2016/05/10
66492	Goldman Sachs SP (Asia)	HSI R Bull CBBC Aug 2017 H	0.2500	20,588 per 10,000 units	20,788 per 10,000 units	2017/08/30	200,000,000	2016/05/10
66493	Goldman Sachs SP (Asia)	HSI R Bear CBBC Aug 2016 Q	0.2570	21,050 per 10,000 units	20,850 per 10,000 units	2016/08/30	200,000,000	2016/05/10
66496	Goldman Sachs SP (Asia)	HSI R Bear CBBC Aug 2016 R	0.2520	21,200 per 10,000 units	21,000 per 10,000 units	2016/08/30	200,000,000	2016/05/10
66564	Goldman Sachs SP (Asia)	HSI R Bear CBBC Aug 2016 S	0.2530	20,888 per 10,000 units	20,688 per 10,000 units	2016/08/30	200,000,000	2016/05/10
66477	HK Bank	CKP R Bull CBBC Dec 2016 C	0.2500	42.76 per 100 units	44.26 per 100 units	2016/12/30	40,000,000	2016/05/10
66475	HK Bank	CNOOC R Bear CBBC Dec 2016 E	0.2500	10.3800	10.1800	2016/12/19	40,000,000	2016/05/10
66476	HK Bank	China Res Land R Bull CBBC Dec 2016 A	0.3500	15.8800	16.8800	2016/12/19	40,000,000	2016/05/10
66469	HK Bank	Galaxy Ent R Bear CBBC Jan 2017 B	0.2500	30.16 per 100 units	29.36 per 100 units	2017/01/16	40,000,000	2016/05/10
66471	HK Bank	Galaxy Ent R Bear CBBC Jun 2017 A	0.2500	33.16 per 100 units	32.36 per 100 units	2017/06/30	40,000,000	2016/05/10
66474	HK Bank	HSI R Bear CBBC Nov 2016 J	0.2500	21,388 per 15,000 units	21,188 per 15,000 units	2016/11/29	150,000,000	2016/05/10
66473	HK Bank	HSI R Bear CBBC Dec 2016 M	0.2500	21,688 per 15,000 units	21,488 per 15,000 units	2016/12/29	150,000,000	2016/05/10
66551	J P Morgan SP BV	HKEX R Bear CBBC Dec 2016 C	0.2500	203.28 per 100 units	200.28 per 100 units	2016/12/16	40,000,000	2016/05/10
66548	J P Morgan SP BV	HSI R Bull CBBC Jul 2017 N	0.2500	20,800 per 10,000 units	21,000 per 10,000 units	2017/07/28	200,000,000	2016/05/10
66550	J P Morgan SP BV	HSI R Bull CBBC Aug 2017 K	0.2500	20,500 per 10,000 units	20,700 per 10,000 units	2017/08/30	200,000,000	2016/05/10
66559	J P Morgan SP BV	HSI R Bear CBBC Aug 2016 E	0.2500	20,877 per 10,000 units	20,677 per 10,000 units	2016/08/30	200,000,000	2016/05/10
66560	J P Morgan SP BV	HSI R Bear CBBC Aug 2016 H	0.2500	21,000 per 10,000 units	20,800 per 10,000 units	2016/08/30	200,000,000	2016/05/10
66562	J P Morgan SP BV	HSI R Bear CBBC Sep 2016 H	0.2500	21,300 per 10,000 units	21,100 per 10,000 units	2016/09/29	200,000,000	2016/05/10
66498	Macquarie Bank Ltd.	HSI R Bear CBBC Dec 2016 A	0.2550	21,850 per 20,000 units	21,650 per 20,000 units	2016/12/29	40,000,000	2016/05/10
66500	Macquarie Bank Ltd.	HSI R Bear CBBC Dec 2016 B	0.2500	21,650 per 20,000 units	21,450 per 20,000 units	2016/12/29	40,000,000	2016/05/10
66467	SG Issuer	HSI R Bull CBBC Jun 2017 L	0.2500	20,808 per 10,000 units	20,908 per 10,000 units	2017/06/29	200,000,000	2016/05/10
66465	SG Issuer	HSI R Bull CBBC Jul 2017 M	0.2500	20,458 per 10,000 units	20,658 per 10,000 units	2017/07/28	200,000,000	2016/05/10
66468	SG Issuer	HSI R Bull CBBC Jul 2017 N	0.2500	20,858 per 10,000 units	21,058 per 10,000 units	2017/07/28	200,000,000	2016/05/10
66506	SG Issuer	HSI R Bear CBBC Aug 2016 B	0.2500	21,038 per 10,000 units	20,838 per 10,000 units	2016/08/30	200,000,000	2016/05/10
66510	SG Issuer	HSI R Bear CBBC Aug 2016 Q	0.2500	21,438 per 10,000 units	21,238 per 10,000 units	2016/08/30	200,000,000	2016/05/10
66509	SG Issuer	HSI R Bear CBBC Sep 2016 I	0.2500	21,088 per 10,000 units	20,988 per 10,000 units	2016/09/29	200,000,000	2016/05/10
66532	UBS AG	HSI R Bull CBBC Jul 2017 S	0.2500	20,600 per 10,000 units	20,800 per 10,000 units	2017/07/28	200,000,000	2016/05/10
66531	UBS AG	HSI R Bull CBBC Aug 2017 K	0.2500	20,750 per 10,000 units	20,950 per 10,000 units	2017/08/30	200,000,000	2016/05/10
66530	UBS AG	HSI R Bull CBBC Sep 2017 R	0.2500	20,867 per 10,000 units	21,067 per 10,000 units	2017/09/28	200,000,000	2016/05/10
66538	UBS AG	HSI R Bear CBBC Aug 2016 I	0.2500	20,877 per 10,000 units	20,677 per 10,000 units	2016/08/30	200,000,000	2016/05/10
66543	UBS AG	HSI R Bear CBBC Aug 2016 J	0.2500	21,150 per 10,000 units	20,950 per 10,000 units	2016/08/30	200,000,000	2016/05/10

Newly listed callable bull/bear contracts (continued)

Code	Issuer	Name of issue	Issue prices (HK\$)	Strike price (HKD) / Strike level per 10 units	Call price (HKD) / Call level per 10 units	Expiry date	No. of issue (units)	Listing date
66540	UBS AG	HSI R Bear CBBC Sep 2016 J	0.2500	21,000 per 10,000 units	20,800 per 10,000 units	2016/09/29	200,000,000	2016/05/10
66544	UBS AG	HSI R Bear CBBC Sep 2016 K	0.2500	21,300 per 10,000 units	21,100 per 10,000 units	2016/09/29	200,000,000	2016/05/10
66547	UBS AG	HSI R Bear CBBC Sep 2016 L	0.2500	21,450 per 12,000 units	21,250 per 12,000 units	2016/09/29	200,000,000	2016/05/10
66581	BNP Paribas Arbit Issu B.V.	HSI R Bull CBBC May 2017 U	0.2500	20,300 per 10,000 units	20,500 per 10,000 units	2017/05/29	250,000,000	2016/05/11
66586	BNP Paribas Arbit Issu B.V.	HSI R Bull CBBC Jun 2017 T	0.2500	20,400 per 10,000 units	20,600 per 10,000 units	2017/06/29	250,000,000	2016/05/11
66597	BNP Paribas Arbit Issu B.V.	HSI R Bear CBBC Feb 2017 T	0.2500	20,800 per 10,000 units	20,600 per 10,000 units	2017/02/27	250,000,000	2016/05/11
66595	BNP Paribas Arbit Issu B.V.	HSI R Bear CBBC Mar 2017 S	0.2500	20,700 per 10,000 units	20,500 per 10,000 units	2017/03/30	250,000,000	2016/05/11
66621	Credit Suisse AG	HSCEI R Bear CBBC Aug 2016 A	0.2500	9,588 per 10,000 units	9,388 per 10,000 units	2016/08/30	100,000,000	2016/05/11
66614	Credit Suisse AG	HSI R Bull CBBC Apr 2017 N	0.2500	20,450 per 10,000 units	20,650 per 10,000 units	2017/04/27	200,000,000	2016/05/11
66615	Credit Suisse AG	HSI R Bull CBBC Apr 2017 O	0.2500	20,250 per 10,000 units	20,450 per 10,000 units	2017/04/27	200,000,000	2016/05/11
66619	Credit Suisse AG	HSI R Bear CBBC Aug 2016 F	0.2500	20,688 per 10,000 units	20,488 per 10,000 units	2016/08/30	200,000,000	2016/05/11
66620	Credit Suisse AG	HSI R Bear CBBC Aug 2016 H	0.2500	21,000 per 10,000 units	20,800 per 10,000 units	2016/08/30	200,000,000	2016/05/11
66571	Goldman Sachs SP (Asia)	HSI R Bull CBBC Jul 2017 G	0.2570	20,200 per 10,000 units	20,400 per 10,000 units	2017/07/28	200,000,000	2016/05/11
66631	Goldman Sachs SP (Asia)	HSI R Bull CBBC Jul 2017 H	0.2510	20,308 per 10,000 units	20,508 per 10,000 units	2017/07/28	200,000,000	2016/05/11
66570	Goldman Sachs SP (Asia)	HSI R Bull CBBC Aug 2017 I	0.2560	20,400 per 10,000 units	20,600 per 10,000 units	2017/08/30	200,000,000	2016/05/11
66587	Goldman Sachs SP (Asia)	HSI R Bear CBBC Aug 2016 T	0.2560	20,688 per 10,000 units	20,488 per 10,000 units	2016/08/30	200,000,000	2016/05/11
66568	HK Bank	HKEX R Bear CBBC Dec 2016 D	0.2500	202.36 per 100 units	200.36 per 100 units	2016/12/19	40,000,000	2016/05/11
66565	HK Bank	HSI R Bull CBBC Dec 2016 Z	0.2500	20,476 per 15,000 units	20,676 per 15,000 units	2016/12/29	150,000,000	2016/05/11
66567	HK Bank	Tencent R Bear CBBC Dec 2016 B	0.2500	162.86 per 100 units	161.36 per 100 units	2016/12/19	40,000,000	2016/05/11
66638	J P Morgan SP BV	HKEX R Bull CBBC May 2017 A	0.2500	181.08 per 100 units	184.88 per 100 units	2017/05/19	40,000,000	2016/05/11
66635	J P Morgan SP BV	HKEX R Bear CBBC Feb 2017 C	0.2500	195.88 per 100 units	192.08 per 100 units	2017/02/17	40,000,000	2016/05/11
66622	J P Morgan SP BV	HSI R Bull CBBC Jul 2017 O	0.2500	20,400 per 10,000 units	20,600 per 10,000 units	2017/07/28	200,000,000	2016/05/11
66623	J P Morgan SP BV	HSI R Bear CBBC Aug 2016 I	0.2500	20,670 per 10,000 units	20,470 per 10,000 units	2016/08/30	200,000,000	2016/05/11
66624	J P Morgan SP BV	HSI R Bear CBBC Aug 2016 J	0.2500	20,800 per 10,000 units	20,600 per 10,000 units	2016/08/30	200,000,000	2016/05/11
66627	J P Morgan SP BV	HSI R Bear CBBC Sep 2016 I	0.2500	21,100 per 10,000 units	20,900 per 10,000 units	2016/09/29	200,000,000	2016/05/11
66628	J P Morgan SP BV	HSI R Bear CBBC Oct 2016 C	0.2500	21,400 per 10,000 units	21,200 per 10,000 units	2016/10/28	200,000,000	2016/05/11
66640	J P Morgan SP BV	Ping An R Bull CBBC Feb 2017 E	0.2500	33.08 per 100 units	33.88 per 100 units	2017/02/17	100,000,000	2016/05/11
66589	Macquarie Bank Ltd.	HSI R Bear CBBC Dec 2016 C	0.2550	21,450 per 20,000 units	21,250 per 20,000 units	2016/12/29	40,000,000	2016/05/11
66592	Macquarie Bank Ltd.	HSI R Bear CBBC Dec 2016 D	0.2500	21,250 per 20,000 units	21,050 per 20,000 units	2016/12/29	40,000,000	2016/05/11
66575	SG Issuer	HSI R Bull CBBC Jun 2017 M	0.2500	20,508 per 10,000 units	20,608 per 10,000 units	2017/06/29	200,000,000	2016/05/11
66574	SG Issuer	HSI R Bull CBBC Jul 2017 O	0.2500	20,258 per 10,000 units	20,458 per 10,000 units	2017/07/28	200,000,000	2016/05/11
66580	SG Issuer	HSI R Bear CBBC Aug 2016 V	0.2500	21,188 per 10,000 units	21,088 per 10,000 units	2016/08/30	200,000,000	2016/05/11
66576	SG Issuer	HSI R Bear CBBC Sep 2016 J	0.2500	20,788 per 10,000 units	20,688 per 10,000 units	2016/09/29	200,000,000	2016/05/11
66579	SG Issuer	HSI R Bear CBBC Sep 2016 K	0.2500	20,988 per 10,000 units	20,888 per 10,000 units	2016/09/29	200,000,000	2016/05/11
66594	SG Issuer	HSI R Bear CBBC Sep 2016 L	0.2500	20,588 per 10,000 units	20,488 per 10,000 units	2016/09/29	200,000,000	2016/05/11
66613	UBS AG	HSCEI R Bear CBBC Aug 2016 B	0.2500	9,200 per 10,000 units	9,000 per 10,000 units	2016/08/30	100,000,000	2016/05/11
66598	UBS AG	HSI R Bull CBBC Aug 2017 L	0.2500	20,476 per 10,000 units	20,676 per 10,000 units	2017/08/30	200,000,000	2016/05/11
66601	UBS AG	HSI R Bull CBBC Sep 2017 S	0.2500	20,300 per 10,000 units	20,500 per 10,000 units	2017/09/28	200,000,000	2016/05/11
66603	UBS AG	HSI R Bear CBBC Aug 2016 K	0.2500	20,670 per 10,000 units	20,470 per 10,000 units	2016/08/30	200,000,000	2016/05/11
66605	UBS AG	HSI R Bear CBBC Sep 2016 M	0.2500	20,750 per 12,000 units	20,550 per 12,000 units	2016/09/29	200,000,000	2016/05/11
66607	UBS AG	HSI R Bear CBBC Sep 2016 N	0.2500	20,900 per 10,000 units	20,700 per 10,000 units	2016/09/29	200,000,000	2016/05/11
66611	UBS AG	HSI R Bear CBBC Sep 2016 O	0.2500	21,050 per 10,000 units	20,850 per 10,000 units	2016/09/29	200,000,000	2016/05/11
66612	UBS AG	HSI R Bear CBBC Sep 2016 P	0.2500	21,200 per 10,000 units	21,000 per 10,000 units	2016/09/29	200,000,000	2016/05/11

Newly listed callable bull/bear contracts (continued)

Code	Issuer	Name of issue	Issue prices (HK\$)	Strike price (HKD) / Strike level per 10 units	Call price (HKD) / Call level per 10 units	Expiry date	No. of issue (units)	Listing date
66662	BNP Paribas Arbit Issu B.V.	HSI R Bull CBBC Jun 2017 U	0.2500	20,200 per 10,000 units	20,400 per 10,000 units	2017/06/29	250,000,000	2016/05/12
66687	Credit Suisse AG	HSI R Bull CBBC Mar 2017 E	0.2500	20,300 per 10,000 units	20,500 per 10,000 units	2017/03/30	200,000,000	2016/05/12
66689	Credit Suisse AG	HSI R Bull CBBC Mar 2017 F	0.2500	20,100 per 10,000 units	20,300 per 10,000 units	2017/03/30	200,000,000	2016/05/12
66690	Credit Suisse AG	HSI R Bear CBBC Sep 2016 J	0.2500	20,750 per 10,000 units	20,550 per 10,000 units	2016/09/29	200,000,000	2016/05/12
66700	Credit Suisse AG	HSI R Bear CBBC Sep 2016 K	0.2500	21,100 per 10,000 units	20,900 per 10,000 units	2016/09/29	200,000,000	2016/05/12
66716	Goldman Sachs SP (Asia)	HSI R Bull CBBC Jul 2017 I	0.2520	20,248 per 10,000 units	20,448 per 10,000 units	2017/07/28	200,000,000	2016/05/12
66715	Goldman Sachs SP (Asia)	HSI R Bear CBBC Sep 2016 A	0.2530	20,788 per 10,000 units	20,588 per 10,000 units	2016/09/29	200,000,000	2016/05/12
66658	HK Bank	China Life R Bull CBBC Dec 2016 D	0.2500	15.8600	16.3600	2016/12/12	50,000,000	2016/05/12
66657	HK Bank	China Life R Bull CBBC Jan 2017 C	0.2800	14.8600	15.3600	2017/01/16	50,000,000	2016/05/12
66661	HK Bank	HKEX R Bear CBBC Dec 2016 E	0.2500	195.36 per 100 units	193.36 per 100 units	2016/12/12	40,000,000	2016/05/12
66646	HK Bank	HSCEI R Bear CBBC Dec 2016 F	0.2500	9,036 per 10,000 units	8,936 per 10,000 units	2016/12/29	50,000,000	2016/05/12
66656	HK Bank	HSI R Bear CBBC Dec 2016 N	0.2500	20,888 per 15,000 units	20,688 per 15,000 units	2016/12/29	150,000,000	2016/05/12
66653	HK Bank	HSI R Bear CBBC Feb 2017 G	0.2500	21,188 per 15,000 units	20,988 per 15,000 units	2017/02/27	150,000,000	2016/05/12
66655	HK Bank	HSI R Bear CBBC Feb 2017 H	0.2500	21,578 per 20,000 units	21,328 per 20,000 units	2017/02/27	200,000,000	2016/05/12
66701	J P Morgan SP BV	HSI R Bull CBBC Aug 2017 L	0.2500	20,300 per 10,000 units	20,500 per 10,000 units	2017/08/30	200,000,000	2016/05/12
66721	J P Morgan SP BV	HSI R Bull CBBC Aug 2017 M	0.2500	19,728 per 10,000 units	19,928 per 10,000 units	2017/08/30	150,000,000	2016/05/12
66723	J P Morgan SP BV	HSI R Bull CBBC Sep 2017 H	0.2500	19,528 per 10,000 units	19,728 per 10,000 units	2017/09/28	150,000,000	2016/05/12
66704	J P Morgan SP BV	HSI R Bear CBBC Aug 2016 A	0.2500	20,700 per 10,000 units	20,500 per 10,000 units	2016/08/30	200,000,000	2016/05/12
66709	J P Morgan SP BV	HSI R Bear CBBC Aug 2016 K	0.2500	21,200 per 10,000 units	21,000 per 10,000 units	2016/08/30	200,000,000	2016/05/12
66705	J P Morgan SP BV	HSI R Bear CBBC Oct 2016 D	0.2500	20,900 per 10,000 units	20,700 per 10,000 units	2016/10/28	200,000,000	2016/05/12
66717	J P Morgan SP BV	Sands China R Bear CBBC Jan 2017 A	0.2500	30.88 per 100 units	30.08 per 100 units	2017/01/20	100,000,000	2016/05/12
66663	Macquarie Bank Ltd.	HSI R Bull CBBC Feb 2017 A	0.2500	19,600 per 20,000 units	19,800 per 20,000 units	2017/02/27	40,000,000	2016/05/12
66669	SG Issuer	CSA50 R Bull CBBC Feb 2017 D	0.2500	10.1800	10.2800	2017/02/27	100,000,000	2016/05/12
66672	SG Issuer	CSA50 R Bull CBBC Feb 2017 E	0.2500	10.5800	10.6800	2017/02/27	100,000,000	2016/05/12
66666	SG Issuer	CSA50 R Bull CBBC Apr 2017 B	0.2500	9.7800	9.8800	2017/04/27	100,000,000	2016/05/12
66675	SG Issuer	CSA50 R Bear CBBC Oct 2016 A	0.2500	12.1800	12.0800	2016/10/28	100,000,000	2016/05/12
66678	SG Issuer	CSA50 R Bear CBBC Nov 2016 B	0.2500	12.7800	12.6800	2016/11/29	100,000,000	2016/05/12
66643	SG Issuer	HSI R Bull CBBC Jun 2017 N	0.2500	20,408 per 10,000 units	20,508 per 10,000 units	2017/06/29	200,000,000	2016/05/12
66641	SG Issuer	HSI R Bull CBBC Jul 2017 P	0.2500	20,008 per 10,000 units	20,108 per 10,000 units	2017/07/28	200,000,000	2016/05/12
66642	SG Issuer	HSI R Bull CBBC Jul 2017 Q	0.2500	20,158 per 10,000 units	20,358 per 10,000 units	2017/07/28	200,000,000	2016/05/12
66683	SG Issuer	HSI R Bear CBBC Aug 2016 R	0.2500	20,738 per 10,000 units	20,538 per 10,000 units	2016/08/30	200,000,000	2016/05/12
66685	SG Issuer	HSI R Bear CBBC Aug 2016 W	0.2500	21,238 per 10,000 units	21,038 per 10,000 units	2016/08/30	200,000,000	2016/05/12
66684	SG Issuer	HSI R Bear CBBC Aug 2016 X	0.2500	20,938 per 10,000 units	20,738 per 10,000 units	2016/08/30	200,000,000	2016/05/12
66728	UBS AG	HSI R Bull CBBC Aug 2017 M	0.2500	20,250 per 10,000 units	20,450 per 10,000 units	2017/08/30	200,000,000	2016/05/12
66729	UBS AG	HSI R Bear CBBC Sep 2016 Q	0.2500	20,800 per 10,000 units	20,600 per 10,000 units	2016/09/29	200,000,000	2016/05/12
66731	UBS AG	HSI R Bear CBBC Sep 2016 R	0.2500	20,950 per 10,000 units	20,750 per 10,000 units	2016/09/29	200,000,000	2016/05/12
66733	UBS AG	HSI R Bear CBBC Sep 2016 S	0.2500	21,100 per 10,000 units	20,900 per 10,000 units	2016/09/29	200,000,000	2016/05/12
66734	UBS AG	HSI R Bear CBBC Sep 2016 T	0.2500	20,650 per 10,000 units	20,450 per 10,000 units	2016/09/29	200,000,000	2016/05/12
66772	BNP Paribas Arbit Issu B.V.	HSCEI R Bear CBBC Feb 2017 D	0.2500	9,200 per 10,000 units	9,000 per 10,000 units	2017/02/27	100,000,000	2016/05/13
66768	BNP Paribas Arbit Issu B.V.	HSCEI R Bear CBBC Mar 2017 B	0.2500	9,000 per 10,000 units	8,800 per 10,000 units	2017/03/30	100,000,000	2016/05/13
66735	BNP Paribas Arbit Issu B.V.	HSI R Bull CBBC May 2017 V	0.2500	20,100 per 10,000 units	20,300 per 10,000 units	2017/05/29	250,000,000	2016/05/13
66756	BNP Paribas Arbit Issu B.V.	HSI R Bull CBBC May 2017 W	0.2500	19,900 per 10,000 units	20,100 per 10,000 units	2017/05/29	250,000,000	2016/05/13
66736	BNP Paribas Arbit Issu B.V.	HSI R Bull CBBC Jun 2017 V	0.2500	20,000 per 10,000 units	20,200 per 10,000 units	2017/06/29	250,000,000	2016/05/13

Newly listed callable bull/bear contracts (continued)

Code	Issuer	Name of issue	Issue prices (HK\$)	Strike price (HKD) / Strike level per 10 units	Call price (HKD) / Call level per 10 units	Expiry date	No. of issue (units)	Listing date
66764	BNP Paribas Arbit Issu B.V.	HSI R Bear CBBC Feb 2017 U	0.2500	20,400 per 10,000 units	20,200 per 10,000 units	2017/02/27	250,000,000	2016/05/13
66767	BNP Paribas Arbit Issu B.V.	HSI R Bear CBBC Feb 2017 V	0.2500	20,600 per 10,000 units	20,400 per 10,000 units	2017/02/27	250,000,000	2016/05/13
66766	BNP Paribas Arbit Issu B.V.	HSI R Bear CBBC Mar 2017 T	0.2500	20,500 per 10,000 units	20,300 per 10,000 units	2017/03/30	250,000,000	2016/05/13
66809	Credit Suisse AG	HSI R Bull CBBC Jun 2017 K	0.2500	20,200 per 10,000 units	20,400 per 10,000 units	2017/06/29	200,000,000	2016/05/13
66811	Credit Suisse AG	HSI R Bull CBBC Jun 2017 L	0.2500	19,950 per 10,000 units	20,150 per 10,000 units	2017/06/29	200,000,000	2016/05/13
66815	Credit Suisse AG	HSI R Bear CBBC Aug 2016 G	0.2500	20,310 per 10,000 units	20,110 per 10,000 units	2016/08/30	200,000,000	2016/05/13
66813	Credit Suisse AG	HSI R Bear CBBC Sep 2016 L	0.2500	20,900 per 10,000 units	20,700 per 10,000 units	2016/09/29	200,000,000	2016/05/13
66814	Credit Suisse AG	HSI R Bear CBBC Sep 2016 M	0.2500	20,550 per 10,000 units	20,350 per 10,000 units	2016/09/29	200,000,000	2016/05/13
66745	Goldman Sachs SP (Asia)	HSI R Bull CBBC Jul 2017 J	0.2530	20,188 per 10,000 units	20,388 per 10,000 units	2017/07/28	200,000,000	2016/05/13
66746	Goldman Sachs SP (Asia)	HSI R Bull CBBC Jul 2017 K	0.2570	20,008 per 10,000 units	20,208 per 10,000 units	2017/07/28	200,000,000	2016/05/13
66797	Goldman Sachs SP (Asia)	HSI R Bull CBBC Jul 2017 L	0.2590	19,980 per 10,000 units	20,180 per 10,000 units	2017/07/28	200,000,000	2016/05/13
66798	Goldman Sachs SP (Asia)	HSI R Bear CBBC Sep 2016 B	0.2570	20,388 per 10,000 units	20,188 per 10,000 units	2016/09/29	200,000,000	2016/05/13
66799	Goldman Sachs SP (Asia)	HSI R Bear CBBC Sep 2016 C	0.2510	20,588 per 10,000 units	20,388 per 10,000 units	2016/09/29	200,000,000	2016/05/13
66846	J P Morgan SP BV	China Life R Bull CBBC Jul 2017 C	0.2500	14.7800	15.2800	2017/07/21	70,000,000	2016/05/13
66843	J P Morgan SP BV	Galaxy Ent R Bull CBBC May 2017 B	0.2500	21.08 per 100 units	21.88 per 100 units	2017/05/19	100,000,000	2016/05/13
66844	J P Morgan SP BV	HKEX R Bull CBBC May 2017 B	0.2500	167.08 per 100 units	170.88 per 100 units	2017/05/19	60,000,000	2016/05/13
66831	J P Morgan SP BV	HSI R Bull CBBC Jun 2017 U	0.2500	20,200 per 10,000 units	20,400 per 10,000 units	2017/06/29	200,000,000	2016/05/13
66841	J P Morgan SP BV	HSI R Bull CBBC Jul 2017 P	0.2500	20,000 per 10,000 units	20,200 per 10,000 units	2017/07/28	200,000,000	2016/05/13
66850	J P Morgan SP BV	HSI R Bull CBBC Aug 2017 N	0.2500	19,628 per 10,000 units	19,828 per 10,000 units	2017/08/30	150,000,000	2016/05/13
66849	J P Morgan SP BV	HSI R Bull CBBC Oct 2017 D	0.2500	19,228 per 10,000 units	19,428 per 10,000 units	2017/10/30	150,000,000	2016/05/13
66853	J P Morgan SP BV	HSI R Bull CBBC Dec 2017 D	0.2500	18,928 per 10,000 units	19,128 per 10,000 units	2017/12/28	150,000,000	2016/05/13
66847	J P Morgan SP BV	HSI R Bear CBBC Aug 2016 B	0.2500	20,310 per 10,000 units	20,110 per 10,000 units	2016/08/30	200,000,000	2016/05/13
66848	J P Morgan SP BV	HSI R Bear CBBC Sep 2016 J	0.2500	20,500 per 10,000 units	20,300 per 10,000 units	2016/09/29	200,000,000	2016/05/13
66845	J P Morgan SP BV	Tencent R Bear CBBC Feb 2017 C	0.2500	160.88 per 100 units	158.08 per 100 units	2017/02/17	70,000,000	2016/05/13
66748	Macquarie Bank Ltd.	HSI R Bear CBBC Dec 2016 E	0.2500	21,000 per 20,000 units	20,800 per 20,000 units	2016/12/29	40,000,000	2016/05/13
66785	SG Issuer	Galaxy R Bull CBBC Oct 2017 A	0.2500	19.28 per 100 units	20.08 per 100 units	2017/10/30	100,000,000	2016/05/13
66787	SG Issuer	Galaxy R Bull CBBC Oct 2017 B	0.2500	21.28 per 100 units	22.08 per 100 units	2017/10/30	100,000,000	2016/05/13
66776	SG Issuer	Galaxy R Bull CBBC Mar 2018 A	0.2500	17.28 per 100 units	18.08 per 100 units	2018/03/28	100,000,000	2016/05/13
66788	SG Issuer	Galaxy R Bear CBBC Feb 2017 A	0.2500	28.68 per 100 units	26.88 per 100 units	2017/02/27	100,000,000	2016/05/13
66791	SG Issuer	Galaxy R Bear CBBC May 2017 A	0.2500	31.68 per 100 units	29.88 per 100 units	2017/05/29	100,000,000	2016/05/13
66739	SG Issuer	HSI R Bull CBBC Jun 2017 O	0.2500	20,108 per 10,000 units	20,208 per 10,000 units	2017/06/29	200,000,000	2016/05/13
66742	SG Issuer	HSI R Bull CBBC Jun 2017 P	0.2500	20,308 per 10,000 units	20,408 per 10,000 units	2017/06/29	200,000,000	2016/05/13
66794	SG Issuer	HSI R Bear CBBC Aug 2016 Y	0.2500	20,538 per 10,000 units	20,338 per 10,000 units	2016/08/30	200,000,000	2016/05/13
66792	SG Issuer	HSI R Bear CBBC Sep 2016 M	0.2500	20,288 per 10,000 units	20,188 per 10,000 units	2016/09/29	200,000,000	2016/05/13
66795	SG Issuer	HSI R Bear CBBC Sep 2016 N	0.2500	20,688 per 10,000 units	20,588 per 10,000 units	2016/09/29	200,000,000	2016/05/13
66750	UBS AG	HSI R Bull CBBC Jun 2017 X	0.2500	20,200 per 10,000 units	20,400 per 10,000 units	2017/06/29	200,000,000	2016/05/13
66751	UBS AG	HSI R Bull CBBC Jun 2017 Y	0.2500	20,050 per 12,000 units	20,250 per 12,000 units	2017/06/29	200,000,000	2016/05/13
66816	UBS AG	HSI R Bull CBBC Aug 2017 N	0.2500	19,900 per 10,000 units	20,100 per 10,000 units	2017/08/30	200,000,000	2016/05/13
66817	UBS AG	HSI R Bear CBBC Aug 2016 P	0.2500	20,310 per 10,000 units	20,110 per 10,000 units	2016/08/30	200,000,000	2016/05/13
66829	UBS AG	HSI R Bear CBBC Sep 2016 U	0.2500	20,600 per 10,000 units	20,400 per 10,000 units	2016/09/29	200,000,000	2016/05/13
66819	UBS AG	HSI R Bear CBBC Oct 2016 C	0.2500	20,450 per 12,000 units	20,250 per 12,000 units	2016/10/28	200,000,000	2016/05/13
66910	Credit Suisse AG	HSI R Bull CBBC Jul 2017 S	0.2500	20,000 per 10,000 units	20,200 per 10,000 units	2017/07/28	200,000,000	2016/05/16
66909	Credit Suisse AG	HSI R Bear CBBC Aug 2016 I	0.2500	21,050 per 10,000 units	20,850 per 10,000 units	2016/08/30	200,000,000	2016/05/16

Newly listed callable bull/bear contracts (continued)

Code	Issuer	Name of issue	Issue prices (HK\$)	Strike price (HKD) / Strike level per 10 units	Call price (HKD) / Call level per 10 units	Expiry date	No. of issue (units)	Listing date
66892	Credit Suisse AG	HSI R Bear CBBC Sep 2016 N	0.2500	20,400 per 10,000 units	20,200 per 10,000 units	2016/09/29	200,000,000	2016/05/16
66895	Credit Suisse AG	HSI R Bear CBBC Oct 2016 C	0.2500	20,600 per 10,000 units	20,400 per 10,000 units	2016/10/28	200,000,000	2016/05/16
66870	Bank of East Asia	HKEX R Bull CBBC May 2017 A	0.2500	172.80 per 100 units	175.80 per 100 units	2017/05/26	40,000,000	2016/05/16
66871	Bank of East Asia	HSBC Holdings R Bull CBBC Apr 2017 B	0.2500	42 per 100 units	43 per 100 units	2017/04/26	60,000,000	2016/05/16
66933	Goldman Sachs SP (Asia)	HSI R Bull CBBC Aug 2017 J	0.2560	19,908 per 10,000 units	20,108 per 10,000 units	2017/08/30	200,000,000	2016/05/16
66890	Goldman Sachs SP (Asia)	HSI R Bear CBBC Sep 2016 D	0.2550	20,488 per 10,000 units	20,288 per 10,000 units	2016/09/29	200,000,000	2016/05/16
66867	HK Bank	AIA R Bear CBBC Mar 2017 C	0.2500	48.46 per 100 units	47.86 per 100 units	2017/03/31	40,000,000	2016/05/16
66857	HK Bank	China Mobile R Bear CBBC Apr 2017 B	0.2500	93.26 per 100 units	92.06 per 100 units	2017/04/24	40,000,000	2016/05/16
66861	HK Bank	China Life R Bear CBBC Feb 2017 A	0.2500	18.8600	18.3600	2017/02/27	40,000,000	2016/05/16
66864	HK Bank	HSCEI R Bear CBBC Feb 2017 C	0.2500	8,786 per 10,000 units	8,686 per 10,000 units	2017/02/27	50,000,000	2016/05/16
66862	HK Bank	HSI R Bear CBBC Nov 2016 K	0.2500	20,588 per 15,000 units	20,388 per 15,000 units	2016/11/29	150,000,000	2016/05/16
66858	HK Bank	Lenovo R Bear CBBC Mar 2017 A	0.2500	7.2000	7.0000	2017/03/31	40,000,000	2016/05/16
66854	HK Bank	Tencent R Bear CBBC Dec 2016 C	0.2500	159.86 per 100 units	158.36 per 100 units	2016/12/12	40,000,000	2016/05/16
66920	J P Morgan SP BV	HSCEI R Bear CBBC Feb 2017 B	0.2500	9,200 per 10,000 units	9,000 per 10,000 units	2017/02/27	100,000,000	2016/05/16
66915	J P Morgan SP BV	HSI R Bull CBBC Jun 2017 V	0.2500	19,900 per 10,000 units	20,100 per 10,000 units	2017/06/29	200,000,000	2016/05/16
66919	J P Morgan SP BV	HSI R Bull CBBC Sep 2017 I	0.2500	19,128 per 10,000 units	19,328 per 10,000 units	2017/09/28	150,000,000	2016/05/16
66913	J P Morgan SP BV	HSI R Bear CBBC Sep 2016 K	0.2500	20,400 per 10,000 units	20,200 per 10,000 units	2016/09/29	200,000,000	2016/05/16
66921	J P Morgan SP BV	HSI R Bear CBBC Sep 2016 L	0.2500	20,600 per 10,000 units	20,400 per 10,000 units	2016/09/29	200,000,000	2016/05/16
66922	J P Morgan SP BV	HSI R Bear CBBC Sep 2016 M	0.2500	20,948 per 10,000 units	20,748 per 10,000 units	2016/09/29	150,000,000	2016/05/16
66873	SG Issuer	HSI R Bear CBBC Aug 2016 C	0.2500	20,338 per 10,000 units	20,138 per 10,000 units	2016/08/30	200,000,000	2016/05/16
66886	SG Issuer	HSI R Bear CBBC Aug 2016 D	0.2500	20,638 per 10,000 units	20,438 per 10,000 units	2016/08/30	200,000,000	2016/05/16
66876	SG Issuer	HSI R Bear CBBC Sep 2016 O	0.2500	20,388 per 10,000 units	20,288 per 10,000 units	2016/09/29	200,000,000	2016/05/16
66887	SG Issuer	HSI R Bear CBBC Sep 2016 P	0.2500	20,888 per 10,000 units	20,788 per 10,000 units	2016/09/29	200,000,000	2016/05/16
66930	UBS AG	HSI R Bull CBBC Nov 2016 V	0.2500	20,009 per 10,000 units	20,209 per 10,000 units	2016/11/29	200,000,000	2016/05/16
66932	UBS AG	HSI R Bull CBBC Aug 2017 O	0.2500	19,588 per 10,000 units	19,788 per 10,000 units	2017/08/30	200,000,000	2016/05/16
66928	UBS AG	HSI R Bear CBBC Aug 2016 V	0.2500	20,500 per 10,000 units	20,300 per 10,000 units	2016/08/30	200,000,000	2016/05/16
66925	UBS AG	HSI R Bear CBBC Sep 2016 V	0.2500	20,350 per 10,000 units	20,150 per 10,000 units	2016/09/29	200,000,000	2016/05/16
66929	UBS AG	HSI R Bear CBBC Oct 2016 D	0.2500	20,700 per 10,000 units	20,500 per 10,000 units	2016/10/28	200,000,000	2016/05/16
66934	BNP Paribas Arbit Issu B.V.	HSI R Bull CBBC Jun 2017 W	0.2500	19,800 per 10,000 units	20,000 per 10,000 units	2017/06/29	250,000,000	2016/05/17
66954	Credit Suisse AG	HSI R Bull CBBC Jun 2017 B	0.2500	20,042 per 10,000 units	20,242 per 10,000 units	2017/06/29	200,000,000	2016/05/17
66955	Credit Suisse AG	HSI R Bull CBBC Jul 2017 T	0.2500	19,800 per 10,000 units	20,000 per 10,000 units	2017/07/28	200,000,000	2016/05/17
66946	Credit Suisse AG	HSI R Bear CBBC Oct 2016 D	0.2500	20,350 per 10,000 units	20,150 per 10,000 units	2016/10/28	200,000,000	2016/05/17
66952	Credit Suisse AG	HSI R Bear CBBC Oct 2016 E	0.2500	20,800 per 10,000 units	20,600 per 10,000 units	2016/10/28	200,000,000	2016/05/17
66989	Goldman Sachs SP (Asia)	HSI R Bull CBBC Aug 2017 K	0.2570	19,800 per 10,000 units	20,000 per 10,000 units	2017/08/30	200,000,000	2016/05/17
66991	Goldman Sachs SP (Asia)	HSI R Bull CBBC Aug 2017 L	0.2590	20,042 per 10,000 units	20,242 per 10,000 units	2017/08/30	200,000,000	2016/05/17
66992	Goldman Sachs SP (Asia)	HSI R Bear CBBC Sep 2016 E	0.2520	20,958 per 10,000 units	20,758 per 10,000 units	2016/09/29	200,000,000	2016/05/17
66997	J P Morgan SP BV	HSBC R Bear CBBC Feb 2017 A	0.2500	54.88 per 100 units	53.28 per 100 units	2017/02/17	100,000,000	2016/05/17
66993	J P Morgan SP BV	HSI R Bull CBBC Aug 2017 O	0.2500	19,800 per 10,000 units	20,000 per 10,000 units	2017/08/30	200,000,000	2016/05/17
67001	J P Morgan SP BV	HSI R Bear CBBC Aug 2016 M	0.2500	20,548 per 10,000 units	20,348 per 10,000 units	2016/08/30	150,000,000	2016/05/17
67003	J P Morgan SP BV	HSI R Bear CBBC Oct 2016 E	0.2500	21,048 per 10,000 units	20,848 per 10,000 units	2016/10/28	150,000,000	2016/05/17
66999	J P Morgan SP BV	Tencent R Bull CBBC Jun 2017 A	0.2500	150.58 per 100 units	152.88 per 100 units	2017/06/16	70,000,000	2016/05/17
66937	Macquarie Bank Ltd.	HSI R Bull CBBC Feb 2017 B	0.2500	19,200 per 20,000 units	19,400 per 20,000 units	2017/02/27	40,000,000	2016/05/17
66966	SG Issuer	HSI R Bull CBBC Jun 2017 Q	0.2500	19,958 per 10,000 units	20,158 per 10,000 units	2017/06/29	200,000,000	2016/05/17

Newly listed callable bull/bear contracts (continued)

Code	Issuer	Name of issue	Issue prices (HK\$)	Strike price (HKD) / Strike level per 10 units	Call price (HKD) / Call level per 10 units	Expiry date	No. of issue (units)	Listing date
66956	SG Issuer	HSI R Bull CBBC Jul 2017 R	0.2500	19,908 per 10,000 units	20,008 per 10,000 units	2017/07/28	200,000,000	2016/05/17
66938	SG Issuer	HSI R Bear CBBC Aug 2016 S	0.2500	20,438 per 10,000 units	20,238 per 10,000 units	2016/08/30	200,000,000	2016/05/17
66942	SG Issuer	HSI R Bear CBBC Sep 2016 Q	0.2500	20,488 per 10,000 units	20,388 per 10,000 units	2016/09/29	200,000,000	2016/05/17
66983	UBS AG	HSI R Bull CBBC Aug 2017 P	0.2500	19,950 per 10,000 units	20,150 per 10,000 units	2017/08/30	200,000,000	2016/05/17
66972	UBS AG	HSI R Bull CBBC Sep 2017 T	0.2500	19,800 per 10,000 units	20,000 per 10,000 units	2017/09/28	200,000,000	2016/05/17
66981	UBS AG	HSI R Bull CBBC Sep 2017 U	0.2500	20,042 per 10,000 units	20,242 per 10,000 units	2017/09/28	200,000,000	2016/05/17
66978	UBS AG	HSI R Bear CBBC Sep 2016 W	0.2500	20,400 per 10,000 units	20,200 per 10,000 units	2016/09/29	200,000,000	2016/05/17
66979	UBS AG	HSI R Bear CBBC Oct 2016 E	0.2500	20,550 per 10,000 units	20,350 per 10,000 units	2016/10/28	200,000,000	2016/05/17
67014	BNP Paribas Arbit Issu B.V.	HSI R Bear CBBC Mar 2017 U	0.2500	20,300 per 10,000 units	20,100 per 10,000 units	2017/03/30	250,000,000	2016/05/18
67025	Credit Suisse AG	HSI R Bull CBBC Apr 2017 P	0.2500	19,900 per 10,000 units	20,100 per 10,000 units	2017/04/27	200,000,000	2016/05/18
67035	Credit Suisse AG	HSI R Bull CBBC Jun 2017 H	0.2500	19,250 per 10,000 units	19,450 per 10,000 units	2017/06/29	200,000,000	2016/05/18
67026	Credit Suisse AG	HSI R Bear CBBC Aug 2016 J	0.2500	20,500 per 10,000 units	20,300 per 10,000 units	2016/08/30	200,000,000	2016/05/18
67032	Credit Suisse AG	HSI R Bear CBBC Aug 2016 K	0.2500	20,256 per 10,000 units	20,056 per 10,000 units	2016/08/30	200,000,000	2016/05/18
67024	Goldman Sachs SP (Asia)	HSI R Bull CBBC Jul 2017 M	0.2530	19,855 per 10,000 units	20,055 per 10,000 units	2017/07/28	200,000,000	2016/05/18
67013	Goldman Sachs SP (Asia)	HSI R Bear CBBC Sep 2016 F	0.2530	20,316 per 10,000 units	20,116 per 10,000 units	2016/09/29	200,000,000	2016/05/18
67011	HK Bank	HKEX R Bull CBBC Jun 2017 B	0.2500	179.38 per 100 units	181.38 per 100 units	2017/06/30	50,000,000	2016/05/18
67005	HK Bank	HSI R Bull CBBC Nov 2016 D	0.2500	19,798 per 15,000 units	19,998 per 15,000 units	2016/11/29	150,000,000	2016/05/18
67004	HK Bank	HSI R Bull CBBC Dec 2016 E	0.2500	19,998 per 15,000 units	20,198 per 15,000 units	2016/12/29	150,000,000	2016/05/18
67010	HK Bank	Lenovo R Bull CBBC Aug 2017 B	0.2500	4.7800	4.9800	2017/08/28	40,000,000	2016/05/18
67007	HK Bank	Tencent R Bull CBBC Jun 2017 B	0.2500	143.38 per 100 units	144.88 per 100 units	2017/06/30	50,000,000	2016/05/18
67019	J P Morgan SP BV	A50 China R Bear CBBC Nov 2016 B	0.2500	10.3800	10.1800	2016/11/18	80,000,000	2016/05/18
67020	J P Morgan SP BV	HSI R Bear CBBC Aug 2016 N	0.2500	20,256 per 10,000 units	20,056 per 10,000 units	2016/08/30	200,000,000	2016/05/18
67023	J P Morgan SP BV	HSI R Bear CBBC Sep 2016 N	0.2500	20,748 per 10,000 units	20,548 per 10,000 units	2016/09/29	150,000,000	2016/05/18
67012	SG Issuer	HSI R Bull CBBC Jun 2017 R	0.2500	19,858 per 10,000 units	20,058 per 10,000 units	2017/06/29	200,000,000	2016/05/18
67015	UBS AG	HSI R Bull CBBC Jul 2017 T	0.2500	19,850 per 12,000 units	20,050 per 12,000 units	2017/07/28	200,000,000	2016/05/18
67017	UBS AG	HSI R Bear CBBC Sep 2016 X	0.2500	20,256 per 10,000 units	20,056 per 10,000 units	2016/09/29	200,000,000	2016/05/18
67054	BNP Paribas Arbit Issu B.V.	HSI R Bull CBBC May 2017 X	0.2500	19,700 per 10,000 units	19,900 per 10,000 units	2017/05/29	250,000,000	2016/05/19
67063	BNP Paribas Arbit Issu B.V.	HSI R Bear CBBC Feb 2017 W	0.2500	20,200 per 10,000 units	20,000 per 10,000 units	2017/02/27	250,000,000	2016/05/19
67067	Credit Suisse AG	HSI R Bull CBBC Jun 2017 M	0.2500	19,850 per 10,000 units	20,050 per 10,000 units	2017/06/29	200,000,000	2016/05/19
67069	Credit Suisse AG	HSI R Bear CBBC Aug 2016 L	0.2500	20,116 per 10,000 units	19,916 per 10,000 units	2016/08/30	200,000,000	2016/05/19
67056	Goldman Sachs SP (Asia)	HSI R Bull CBBC Jul 2017 N	0.2510	19,769 per 10,000 units	19,969 per 10,000 units	2017/07/28	200,000,000	2016/05/19
67097	Goldman Sachs SP (Asia)	HSI R Bear CBBC Sep 2016 G	0.2540	20,116 per 10,000 units	19,916 per 10,000 units	2016/09/29	200,000,000	2016/05/19
67045	HK Bank	CNOOC R Bear CBBC Apr 2017 B	0.2500	9.8800	9.6800	2017/04/28	40,000,000	2016/05/19
67038	HK Bank	HSI R Bear CBBC Jan 2017 A	0.2500	20,288 per 15,000 units	20,088 per 15,000 units	2017/01/26	150,000,000	2016/05/19
67048	HK Bank	Ping An R Bear CBBC Feb 2017 A	0.2500	37.86 per 100 units	37.26 per 100 units	2017/02/20	40,000,000	2016/05/19
67040	HK Bank	Tencent R Bull CBBC Jan 2017 D	0.2500	152.38 per 100 units	153.88 per 100 units	2017/01/23	50,000,000	2016/05/19
67086	J P Morgan SP BV	HKEX R Bear CBBC Jan 2017 C	0.2500	187.88 per 100 units	184.08 per 100 units	2017/01/20	60,000,000	2016/05/19
67085	J P Morgan SP BV	HSI R Bull CBBC Jun 2017 W	0.2500	19,700 per 10,000 units	19,900 per 10,000 units	2017/06/29	200,000,000	2016/05/19
67092	J P Morgan SP BV	HSI R Bull CBBC Dec 2017 E	0.2500	18,668 per 10,000 units	18,868 per 10,000 units	2017/12/28	150,000,000	2016/05/19
67087	J P Morgan SP BV	HSI R Bear CBBC Aug 2016 O	0.2500	20,116 per 10,000 units	19,916 per 10,000 units	2016/08/30	200,000,000	2016/05/19
67089	J P Morgan SP BV	HSI R Bear CBBC Oct 2016 F	0.2500	20,448 per 10,000 units	20,248 per 10,000 units	2016/10/28	150,000,000	2016/05/19
67060	Macquarie Bank Ltd.	HSI R Bear CBBC Jan 2017 A	0.2500	20,800 per 20,000 units	20,600 per 20,000 units	2017/01/26	40,000,000	2016/05/19
67062	Macquarie Bank Ltd.	HSI R Bear CBBC Jan 2017 B	0.2550	20,600 per 20,000 units	20,400 per 20,000 units	2017/01/26	40,000,000	2016/05/19

Newly listed callable bull/bear contracts (continued)

Code	Issuer	Name of issue	Issue prices (HK\$)	Strike price (HKD) / Strike level per 10 units	Call price (HKD) / Call level per 10 units	Expiry date	No. of issue (units)	Listing date
67049	SG Issuer	HSI R Bull CBBC Jun 2017 S	0.2500	19,758 per 10,000 units	19,958 per 10,000 units	2017/06/29	200,000,000	2016/05/19
67082	SG Issuer	HSI R Bull CBBC Jul 2017 S	0.2500	19,608 per 10,000 units	19,708 per 10,000 units	2017/07/28	200,000,000	2016/05/19
67083	SG Issuer	HSI R Bull CBBC Jul 2017 T	0.2500	19,708 per 10,000 units	19,808 per 10,000 units	2017/07/28	200,000,000	2016/05/19
67084	SG Issuer	HSI R Bear CBBC Aug 2016 Z	0.2500	20,138 per 10,000 units	19,938 per 10,000 units	2016/08/30	200,000,000	2016/05/19
67050	SG Issuer	HSI R Bear CBBC Sep 2016 R	0.2500	20,188 per 10,000 units	20,088 per 10,000 units	2016/09/29	200,000,000	2016/05/19
67072	UBS AG	HSCEI R Bull CBBC Sep 2017 B	0.2500	7,888 per 10,000 units	8,088 per 10,000 units	2017/09/28	100,000,000	2016/05/19
67070	UBS AG	HSI R Bull CBBC Jun 2017 Z	0.2500	19,750 per 10,000 units	19,950 per 10,000 units	2017/06/29	200,000,000	2016/05/19
67073	UBS AG	HSI R Bear CBBC Sep 2016 Y	0.2500	20,116 per 10,000 units	19,916 per 10,000 units	2016/09/29	200,000,000	2016/05/19
67099	BNP Paribas Arbit Issu B.V.	HSI R Bull CBBC May 2017 Y	0.2500	19,500 per 10,000 units	19,700 per 10,000 units	2017/05/29	250,000,000	2016/05/20
67100	BNP Paribas Arbit Issu B.V.	HSI R Bull CBBC Jun 2017 X	0.2500	19,600 per 10,000 units	19,800 per 10,000 units	2017/06/29	250,000,000	2016/05/20
67120	BNP Paribas Arbit Issu B.V.	HSI R Bull CBBC Jun 2017 Y	0.2500	19,400 per 10,000 units	19,600 per 10,000 units	2017/06/29	250,000,000	2016/05/20
67121	BNP Paribas Arbit Issu B.V.	HSI R Bear CBBC Feb 2017 X	0.2500	20,000 per 10,000 units	19,800 per 10,000 units	2017/02/27	250,000,000	2016/05/20
67123	BNP Paribas Arbit Issu B.V.	HSI R Bear CBBC Mar 2017 V	0.2500	20,100 per 10,000 units	19,900 per 10,000 units	2017/03/30	250,000,000	2016/05/20
67130	Credit Suisse AG	HSI R Bull CBBC Jun 2017 N	0.2500	19,715 per 10,000 units	19,915 per 10,000 units	2017/06/29	200,000,000	2016/05/20
67134	Credit Suisse AG	HSI R Bull CBBC Jun 2017 O	0.2500	19,500 per 10,000 units	19,700 per 10,000 units	2017/06/29	200,000,000	2016/05/20
67136	Credit Suisse AG	HSI R Bear CBBC Aug 2016 M	0.2500	19,920 per 10,000 units	19,720 per 10,000 units	2016/08/30	200,000,000	2016/05/20
67139	Credit Suisse AG	HSI R Bear CBBC Sep 2016 O	0.2500	20,200 per 10,000 units	20,000 per 10,000 units	2016/09/29	200,000,000	2016/05/20
67103	Goldman Sachs SP (Asia)	HSI R Bull CBBC Jun 2017 V	0.2520	19,708 per 10,000 units	19,908 per 10,000 units	2017/06/29	200,000,000	2016/05/20
67104	Goldman Sachs SP (Asia)	HSI R Bull CBBC Jun 2017 W	0.2530	19,508 per 10,000 units	19,708 per 10,000 units	2017/06/29	200,000,000	2016/05/20
67118	Goldman Sachs SP (Asia)	HSI R Bear CBBC Sep 2016 H	0.2580	20,008 per 10,000 units	19,808 per 10,000 units	2016/09/29	200,000,000	2016/05/20
67161	Goldman Sachs SP (Asia)	HSI R Bear CBBC Sep 2016 I	0.2560	19,920 per 10,000 units	19,720 per 10,000 units	2016/09/29	200,000,000	2016/05/20
67150	J P Morgan SP BV	HSI R Bull CBBC Jul 2017 Q	0.2500	19,600 per 10,000 units	19,800 per 10,000 units	2017/07/28	200,000,000	2016/05/20
67153	J P Morgan SP BV	HSI R Bull CBBC Dec 2017 F	0.2500	18,168 per 10,000 units	18,368 per 10,000 units	2017/12/28	150,000,000	2016/05/20
67151	J P Morgan SP BV	HSI R Bear CBBC Aug 2016 P	0.2500	19,920 per 10,000 units	19,720 per 10,000 units	2016/08/30	200,000,000	2016/05/20
67152	J P Morgan SP BV	HSI R Bear CBBC Aug 2016 S	0.2500	20,200 per 10,000 units	20,000 per 10,000 units	2016/08/30	200,000,000	2016/05/20
67098	Macquarie Bank Ltd.	HSI R Bull CBBC Feb 2017 C	0.2500	18,900 per 20,000 units	19,100 per 20,000 units	2017/02/27	40,000,000	2016/05/20
67129	Macquarie Bank Ltd.	HSI R Bear CBBC Jan 2017 C	0.2500	20,400 per 20,000 units	20,200 per 20,000 units	2017/01/26	40,000,000	2016/05/20
67101	SG Issuer	HSI R Bull CBBC Jun 2017 T	0.2500	19,558 per 10,000 units	19,758 per 10,000 units	2017/06/29	200,000,000	2016/05/20
67102	SG Issuer	HSI R Bull CBBC Jul 2017 U	0.2500	19,808 per 10,000 units	19,908 per 10,000 units	2017/07/28	200,000,000	2016/05/20
67145	SG Issuer	HSI R Bull CBBC Jul 2017 V	0.2500	19,508 per 10,000 units	19,608 per 10,000 units	2017/07/28	200,000,000	2016/05/20
67146	SG Issuer	HSI R Bear CBBC Aug 2016 A	0.2500	19,938 per 10,000 units	19,738 per 10,000 units	2016/08/30	200,000,000	2016/05/20
67148	SG Issuer	HSI R Bear CBBC Aug 2016 E	0.2500	20,238 per 10,000 units	20,038 per 10,000 units	2016/08/30	200,000,000	2016/05/20
67147	SG Issuer	HSI R Bear CBBC Sep 2016 S	0.2500	19,988 per 10,000 units	19,888 per 10,000 units	2016/09/29	200,000,000	2016/05/20
67109	SG Issuer	Ping An R Bull CBBC Sep 2017 A	0.2500	30.48 per 100 units	31.08 per 100 units	2017/09/28	100,000,000	2016/05/20
67110	SG Issuer	Ping An R Bull CBBC Sep 2017 B	0.2500	31.48 per 100 units	32.08 per 100 units	2017/09/28	100,000,000	2016/05/20
67106	SG Issuer	Ping An R Bull CBBC Nov 2017 A	0.2500	29.48 per 100 units	30.08 per 100 units	2017/11/29	100,000,000	2016/05/20
67105	SG Issuer	Ping An R Bull CBBC Dec 2017 A	0.2500	28.48 per 100 units	29.08 per 100 units	2017/12/28	100,000,000	2016/05/20
67113	SG Issuer	Ping An R Bear CBBC Dec 2016 A	0.2500	38.48 per 100 units	37.88 per 100 units	2016/12/29	100,000,000	2016/05/20
67114	SG Issuer	Ping An R Bear CBBC Feb 2017 A	0.2500	40.48 per 100 units	39.88 per 100 units	2017/02/27	100,000,000	2016/05/20
67115	SG Issuer	Ping An R Bear CBBC Apr 2017 A	0.2500	42.48 per 100 units	41.88 per 100 units	2017/04/27	100,000,000	2016/05/20
67168	UBS AG	HSI R Bull CBBC Aug 2017 Q	0.2500	19,715 per 10,000 units	19,915 per 10,000 units	2017/08/30	200,000,000	2016/05/20
67171	UBS AG	HSI R Bull CBBC Sep 2017 V	0.2500	19,500 per 10,000 units	19,700 per 10,000 units	2017/09/28	200,000,000	2016/05/20
67175	UBS AG	HSI R Bear CBBC Sep 2016 E	0.2500	20,200 per 10,000 units	20,000 per 10,000 units	2016/09/29	200,000,000	2016/05/20

Newly listed callable bull/bear contracts (continued)

Code	Issuer	Name of issue	Issue prices (HK\$)	Strike price (HKD) / Strike level per 10 units	Call price (HKD) / Call level per 10 units	Expiry date	No. of issue (units)	Listing date
67172	UBS AG	HSI R Bear CBBC Sep 2016 Z	0.2500	19,920 per 10,000 units	19,720 per 10,000 units	2016/09/29	200,000,000	2016/05/20
67174	UBS AG	HSI R Bear CBBC Oct 2016 F	0.2500	20,050 per 10,000 units	19,850 per 10,000 units	2016/10/28	200,000,000	2016/05/20
67226	Credit Suisse AG	HSI R Bull CBBC Apr 2017 S	0.2500	19,650 per 10,000 units	19,850 per 10,000 units	2017/04/27	200,000,000	2016/05/23
67227	Credit Suisse AG	HSI R Bull CBBC Apr 2017 T	0.2500	19,400 per 10,000 units	19,600 per 10,000 units	2017/04/27	200,000,000	2016/05/23
67213	Credit Suisse AG	HSI R Bear CBBC Sep 2016 P	0.2500	20,000 per 10,000 units	19,800 per 10,000 units	2016/09/29	200,000,000	2016/05/23
67206	Goldman Sachs SP (Asia)	HSI R Bull CBBC Jul 2017 O	0.2540	19,608 per 10,000 units	19,808 per 10,000 units	2017/07/28	200,000,000	2016/05/23
67246	Goldman Sachs SP (Asia)	HSI R Bear CBBC Sep 2016 J	0.2530	20,200 per 10,000 units	20,000 per 10,000 units	2016/09/29	200,000,000	2016/05/23
67181	HK Bank	China Res Land R Bull CBBC Jul 2017 A	0.3500	14.2800	15.2800	2017/07/17	40,000,000	2016/05/23
67184	HK Bank	Galaxy Ent R Bear CBBC Mar 2017 A	0.2500	28.18 per 100 units	27.38 per 100 units	2017/03/06	40,000,000	2016/05/23
67186	HK Bank	HSCEI R Bear CBBC Mar 2017 B	0.2500	8,536 per 10,000 units	8,436 per 10,000 units	2017/03/30	50,000,000	2016/05/23
67177	HK Bank	HSI R Bear CBBC Dec 2016 O	0.2500	20,088 per 15,000 units	19,888 per 15,000 units	2016/12/29	150,000,000	2016/05/23
67179	HK Bank	HSI R Bear CBBC Mar 2017 E	0.2500	21,078 per 20,000 units	20,828 per 20,000 units	2017/03/30	200,000,000	2016/05/23
67180	HK Bank	Lenovo R Bull CBBC Mar 2017 B	0.2500	4.1600	4.3600	2017/03/31	40,000,000	2016/05/23
67231	J P Morgan SP BV	HSI R Bull CBBC Jun 2017 X	0.2500	19,500 per 10,000 units	19,700 per 10,000 units	2017/06/29	200,000,000	2016/05/23
67229	J P Morgan SP BV	HSI R Bear CBBC Sep 2016 O	0.2500	20,000 per 10,000 units	19,800 per 10,000 units	2016/09/29	200,000,000	2016/05/23
67187	SG Issuer	CMob R Bull CBBC Oct 2017 A	0.2500	79.88 per 100 units	81.08 per 100 units	2017/10/30	100,000,000	2016/05/23
67190	SG Issuer	CMob R Bear CBBC Nov 2016 A	0.2500	90.08 per 100 units	88.88 per 100 units	2016/11/29	100,000,000	2016/05/23
67191	SG Issuer	CMob R Bear CBBC Jan 2017 A	0.2500	96.08 per 100 units	94.88 per 100 units	2017/01/26	100,000,000	2016/05/23
67199	SG Issuer	HKEX R Bull CBBC Sep 2017 B	0.2500	169.08 per 100 units	171.08 per 100 units	2017/09/28	100,000,000	2016/05/23
67196	SG Issuer	HKEX R Bull CBBC Dec 2017 A	0.2500	166.08 per 100 units	168.08 per 100 units	2017/12/28	100,000,000	2016/05/23
67200	SG Issuer	HKEX R Bear CBBC Nov 2016 B	0.2500	196.88 per 100 units	194.88 per 100 units	2016/11/29	100,000,000	2016/05/23
67192	SG Issuer	HSI R Bull CBBC Jun 2017 U	0.2500	19,458 per 10,000 units	19,658 per 10,000 units	2017/06/29	200,000,000	2016/05/23
67228	SG Issuer	HSI R Bull CBBC Jun 2017 V	0.2500	19,658 per 10,000 units	19,858 per 10,000 units	2017/06/29	200,000,000	2016/05/23
67194	SG Issuer	HSI R Bear CBBC Sep 2016 T	0.2500	19,888 per 10,000 units	19,788 per 10,000 units	2016/09/29	200,000,000	2016/05/23
67195	SG Issuer	HSI R Bear CBBC Sep 2016 U	0.2500	20,088 per 10,000 units	19,988 per 10,000 units	2016/09/29	200,000,000	2016/05/23
67202	SG Issuer	Tencent R Bull CBBC Jun 2017 D	0.2500	151.58 per 100 units	153.08 per 100 units	2017/06/29	100,000,000	2016/05/23
67221	UBS AG	HSI R Bull CBBC Aug 2017 R	0.2500	19,450 per 10,000 units	19,650 per 10,000 units	2017/08/30	200,000,000	2016/05/23
67220	UBS AG	HSI R Bull CBBC Sep 2017 W	0.2500	19,650 per 10,000 units	19,850 per 10,000 units	2017/09/28	200,000,000	2016/05/23
67207	UBS AG	HSI R Bear CBBC Oct 2016 G	0.2500	20,000 per 10,000 units	19,800 per 10,000 units	2016/10/28	200,000,000	2016/05/23
67208	UBS AG	HSI R Bear CBBC Nov 2016 A	0.2500	20,150 per 10,000 units	19,950 per 10,000 units	2016/11/29	200,000,000	2016/05/23
60996*	J P Morgan SP BV	HSI R Bull CBBC Aug 2015 P	0.0980	24,700 per 10,000 units	24,900 per 10,000 units	2015/08/28	150,000,000	2016/05/23
67259	BNP Paribas Arbit Issu B.V.	HSI R Bull CBBC May 2017 Z	0.2500	19,900 per 10,000 units	20,100 per 10,000 units	2017/05/29	250,000,000	2016/05/24
67258	BNP Paribas Arbit Issu B.V.	HSI R Bull CBBC Jun 2017 Z	0.2500	19,800 per 10,000 units	20,000 per 10,000 units	2017/06/29	250,000,000	2016/05/24
67255	Credit Suisse AG	HSI R Bull CBBC Jul 2017 U	0.2500	19,550 per 10,000 units	19,750 per 10,000 units	2017/07/28	200,000,000	2016/05/24
67271	Credit Suisse AG	HSI R Bull CBBC Jul 2017 W	0.2500	19,868 per 12,000 units	20,118 per 12,000 units	2017/07/28	200,000,000	2016/05/24
67251	Credit Suisse AG	HSI R Bear CBBC Oct 2016 F	0.2500	20,138 per 12,000 units	19,888 per 12,000 units	2016/10/28	200,000,000	2016/05/24
67289	Goldman Sachs SP (Asia)	HSI R Bull CBBC Jul 2017 P	0.2520	20,018 per 10,000 units	20,118 per 10,000 units	2017/07/28	200,000,000	2016/05/24
67292	Goldman Sachs SP (Asia)	HSI R Bull CBBC Jul 2017 Q	0.2560	19,800 per 10,000 units	20,000 per 10,000 units	2017/07/28	200,000,000	2016/05/24
67266	J P Morgan SP BV	HKEX R Bull CBBC May 2017 C	0.2500	176.08 per 100 units	178.88 per 100 units	2017/05/19	40,000,000	2016/05/24
67297	J P Morgan SP BV	HSI R Bull CBBC Aug 2017 P	0.2500	19,400 per 10,000 units	19,600 per 10,000 units	2017/08/30	200,000,000	2016/05/24
67294	J P Morgan SP BV	HSI R Bull CBBC Sep 2017 J	0.2500	19,918 per 10,000 units	20,118 per 10,000 units	2017/09/28	200,000,000	2016/05/24
67296	J P Morgan SP BV	HSI R Bull CBBC Sep 2017 K	0.2500	19,800 per 10,000 units	20,000 per 10,000 units	2017/09/28	200,000,000	2016/05/24
67262	J P Morgan SP BV	HSI R Bear CBBC Sep 2016 P	0.2500	20,300 per 10,000 units	20,100 per 10,000 units	2016/09/29	200,000,000	2016/05/24

Newly listed callable bull/bear contracts (continued)

Code	Issuer	Name of issue	Issue prices (HK\$)	Strike price (HKD) / Strike level per 10 units	Call price (HKD) / Call level per 10 units	Expiry date	No. of issue (units)	Listing date
67299	J P Morgan SP BV	HSI R Bear CBBC Oct 2016 G	0.2500	21,148 per 10,000 units	20,948 per 10,000 units	2016/10/28	150,000,000	2016/05/24
67267	J P Morgan SP BV	Tencent R Bull CBBC Mar 2017 A	0.2500	154.08 per 100 units	156.88 per 100 units	2017/03/17	60,000,000	2016/05/24
67261	SG Issuer	HSI R Bull CBBC Jul 2017 W	0.2500	20,008 per 10,000 units	20,108 per 10,000 units	2017/07/28	200,000,000	2016/05/24
67275	UBS AG	HSI R Bull CBBC Jun 2017 F	0.2500	18,700 per 10,000 units	18,900 per 10,000 units	2017/06/29	200,000,000	2016/05/24
67282	UBS AG	HSI R Bull CBBC Jul 2017 U	0.2500	19,600 per 10,000 units	19,800 per 10,000 units	2017/07/28	200,000,000	2016/05/24
67288	UBS AG	HSI R Bull CBBC Jul 2017 V	0.2500	19,400 per 10,000 units	19,600 per 10,000 units	2017/07/28	200,000,000	2016/05/24
67276	UBS AG	HSI R Bull CBBC Aug 2017 S	0.2500	19,918 per 10,000 units	20,118 per 10,000 units	2017/08/30	200,000,000	2016/05/24
67281	UBS AG	HSI R Bull CBBC Sep 2017 X	0.2500	19,800 per 10,000 units	20,000 per 10,000 units	2017/09/28	200,000,000	2016/05/24
67274	UBS AG	HSI R Bear CBBC Aug 2016 P	0.2500	20,300 per 10,000 units	20,100 per 10,000 units	2016/08/30	200,000,000	2016/05/24
67273	UBS AG	HSI R Bear CBBC Oct 2016 H	0.2500	20,084 per 10,000 units	19,884 per 10,000 units	2016/10/28	200,000,000	2016/05/24
67327	Credit Suisse AG	HSI R Bull CBBC Jun 2017 P	0.2500	19,600 per 10,000 units	19,800 per 10,000 units	2017/06/29	200,000,000	2016/05/25
67323	Credit Suisse AG	HSI R Bear CBBC Oct 2016 G	0.2500	20,038 per 12,000 units	19,788 per 12,000 units	2016/10/28	200,000,000	2016/05/25
67308	Bank of East Asia	China Mobile R Bear CBBC Apr 2017 A	0.2500	98.88 per 100 units	96.88 per 100 units	2017/04/03	40,000,000	2016/05/25
67312	Bank of East Asia	A50 China R Bull CBBC Mar 2017 A	0.2500	8.6800	8.8800	2017/03/29	40,000,000	2016/05/25
67311	Bank of East Asia	HKEX R Bear CBBC Mar 2017 A	0.2500	199.80 per 100 units	196.80 per 100 units	2017/03/30	40,000,000	2016/05/25
67309	Bank of East Asia	Lenovo R Bull CBBC Dec 2017 B	0.2500	3.6800	3.8800	2017/12/28	60,000,000	2016/05/25
67304	Bank of East Asia	PetCh R Bull CBBC Dec 2017 A	0.2500	4.3800	4.6800	2017/12/08	40,000,000	2016/05/25
67316	Goldman Sachs SP (Asia)	HSI R Bear CBBC Oct 2016 A	0.2510	20,050 per 10,000 units	19,850 per 10,000 units	2016/10/28	200,000,000	2016/05/25
67359	Goldman Sachs SP (Asia)	HSI R Bear CBBC Oct 2016 B	0.2540	20,027 per 10,000 units	19,827 per 10,000 units	2016/10/28	200,000,000	2016/05/25
67302	HK Bank	HSI R Bull CBBC Feb 2017 G	0.2500	19,498 per 15,000 units	19,698 per 15,000 units	2017/02/27	150,000,000	2016/05/25
67301	HK Bank	Tencent R Bull CBBC Jul 2017 A	0.2500	155.38 per 100 units	156.88 per 100 units	2017/07/10	50,000,000	2016/05/25
67357	J P Morgan SP BV	China Life R Bear CBBC Feb 2017 A	0.2500	18.5800	18.0800	2017/02/17	50,000,000	2016/05/25
67343	J P Morgan SP BV	HSI R Bull CBBC Jul 2017 R	0.2500	19,900 per 10,000 units	20,100 per 10,000 units	2017/07/28	200,000,000	2016/05/25
67345	J P Morgan SP BV	HSI R Bull CBBC Oct 2017 E	0.2500	19,668 per 10,000 units	19,868 per 10,000 units	2017/10/30	150,000,000	2016/05/25
67347	J P Morgan SP BV	HSI R Bear CBBC Sep 2016 Q	0.2500	20,048 per 10,000 units	19,848 per 10,000 units	2016/09/29	150,000,000	2016/05/25
67355	J P Morgan SP BV	HSI R Bear CBBC Oct 2016 H	0.2500	20,348 per 10,000 units	20,148 per 10,000 units	2016/10/28	150,000,000	2016/05/25
67358	J P Morgan SP BV	Ping An R Bear CBBC May 2017 A	0.2500	38.88 per 100 units	38.08 per 100 units	2017/05/19	100,000,000	2016/05/25
67314	SG Issuer	HSI R Bull CBBC Jul 2017 X	0.2500	19,908 per 10,000 units	20,008 per 10,000 units	2017/07/28	200,000,000	2016/05/25
67331	SG Issuer	HSI R Bear CBBC Aug 2016 F	0.2500	20,038 per 10,000 units	19,838 per 10,000 units	2016/08/30	200,000,000	2016/05/25
67336	SG Issuer	HSI R Bear CBBC Aug 2016 G	0.2500	20,338 per 10,000 units	20,138 per 10,000 units	2016/08/30	200,000,000	2016/05/25
67321	UBS AG	HSI R Bull CBBC Jun 2017 U	0.2500	19,550 per 12,000 units	19,750 per 12,000 units	2017/06/29	200,000,000	2016/05/25
67320	UBS AG	HSI R Bull CBBC Jul 2017 W	0.2500	19,850 per 12,000 units	20,050 per 12,000 units	2017/07/28	200,000,000	2016/05/25
67377	BNP Paribas Arbit Issu B.V.	HSCEI R Bear CBBC Feb 2017 E	0.2500	8,800 per 10,000 units	8,600 per 10,000 units	2017/02/27	100,000,000	2016/05/26
67374	BNP Paribas Arbit Issu B.V.	HSI R Bear CBBC Mar 2017 W	0.2500	19,900 per 10,000 units	19,700 per 10,000 units	2017/03/30	250,000,000	2016/05/26
67367	Credit Suisse AG	HSI R Bull CBBC Jul 2017 X	0.2500	19,450 per 10,000 units	19,650 per 10,000 units	2017/07/28	200,000,000	2016/05/26
67371	Credit Suisse AG	HSI R Bear CBBC Aug 2016 N	0.2500	19,895 per 10,000 units	19,695 per 10,000 units	2016/08/30	200,000,000	2016/05/26
67369	Credit Suisse AG	HSI R Bear CBBC Sep 2016 Q	0.2500	20,300 per 10,000 units	20,100 per 10,000 units	2016/09/29	200,000,000	2016/05/26
67363	Goldman Sachs SP (Asia)	HSI R Bull CBBC Jul 2017 R	0.2510	19,400 per 10,000 units	19,600 per 10,000 units	2017/07/28	200,000,000	2016/05/26
67364	Goldman Sachs SP (Asia)	HSI R Bull CBBC Jul 2017 S	0.2560	18,888 per 10,000 units	19,088 per 10,000 units	2017/07/28	200,000,000	2016/05/26
67388	Goldman Sachs SP (Asia)	HSI R Bear CBBC Oct 2016 C	0.2540	19,895 per 10,000 units	19,695 per 10,000 units	2016/10/28	200,000,000	2016/05/26
67360	HK Bank	HKEX R Bear CBBC Jan 2017 C	0.2500	187.88 per 100 units	185.88 per 100 units	2017/01/13	40,000,000	2016/05/26
67381	J P Morgan SP BV	HSI R Bull CBBC Oct 2017 F	0.2500	19,568 per 10,000 units	19,768 per 10,000 units	2017/10/30	150,000,000	2016/05/26
67386	J P Morgan SP BV	HSI R Bear CBBC Aug 2016 T	0.2500	19,895 per 10,000 units	19,695 per 10,000 units	2016/08/30	200,000,000	2016/05/26

Newly listed callable bull/bear contracts (continued)

Code	Issuer	Name of issue	Issue prices (HK\$)	Strike price (HKD) / Strike level per 10 units	Call price (HKD) / Call level per 10 units	Expiry date	No. of issue (units)	Listing date
67385	J P Morgan SP BV	HSI R Bear CBBC Oct 2016 I	0.2500	20,100 per 10,000 units	19,900 per 10,000 units	2016/10/28	150,000,000	2016/05/26
67382	J P Morgan SP BV	Tencent R Bear CBBC Feb 2017 D	0.2500	164.88 per 100 units	162.08 per 100 units	2017/02/17	60,000,000	2016/05/26
67362	SG Issuer	HSI R Bull CBBC Jul 2017 Y	0.2500	19,708 per 10,000 units	19,808 per 10,000 units	2017/07/28	200,000,000	2016/05/26
67378	UBS AG	HSI R Bear CBBC Oct 2016 I	0.2500	19,895 per 10,000 units	19,695 per 10,000 units	2016/10/28	200,000,000	2016/05/26
67421	BNP Paribas Arbit Issu B.V.	HSI R Bull CBBC May 2017 C	0.2500	19,500 per 10,000 units	19,700 per 10,000 units	2017/05/29	250,000,000	2016/05/27
67423	BNP Paribas Arbit Issu B.V.	HSI R Bull CBBC May 2017 D	0.2500	19,700 per 10,000 units	19,900 per 10,000 units	2017/05/29	250,000,000	2016/05/27
67422	BNP Paribas Arbit Issu B.V.	HSI R Bull CBBC Jun 2017 C	0.2500	19,600 per 10,000 units	19,800 per 10,000 units	2017/06/29	250,000,000	2016/05/27
67391	BNP Paribas Arbit Issu B.V.	HSI R Bear CBBC Feb 2017 Y	0.2500	20,000 per 10,000 units	19,800 per 10,000 units	2017/02/27	250,000,000	2016/05/27
67395	BNP Paribas Arbit Issu B.V.	HSI R Bear CBBC Mar 2017 X	0.2500	20,100 per 10,000 units	19,900 per 10,000 units	2017/03/30	250,000,000	2016/05/27
67434	Credit Suisse AG	HSI R Bull CBBC Jun 2017 G	0.2500	19,731 per 10,000 units	19,931 per 10,000 units	2017/06/29	200,000,000	2016/05/27
67417	Credit Suisse AG	HSI R Bear CBBC Aug 2016 O	0.2500	20,150 per 10,000 units	19,950 per 10,000 units	2016/08/30	200,000,000	2016/05/27
67435	Goldman Sachs SP (Asia)	HSI R Bull CBBC Jun 2017 H	0.2530	19,500 per 10,000 units	19,700 per 10,000 units	2017/06/29	200,000,000	2016/05/27
67427	Goldman Sachs SP (Asia)	HSI R Bull CBBC Jun 2017 Z	0.2560	19,731 per 10,000 units	19,931 per 10,000 units	2017/06/29	200,000,000	2016/05/27
67420	Goldman Sachs SP (Asia)	HSI R Bear CBBC Oct 2016 D	0.2530	19,950 per 10,000 units	19,750 per 10,000 units	2016/10/28	200,000,000	2016/05/27
67437	Goldman Sachs SP (Asia)	HSI R Bear CBBC Oct 2016 E	0.2510	20,100 per 10,000 units	19,900 per 10,000 units	2016/10/28	200,000,000	2016/05/27
67439	J P Morgan SP BV	CAM CSI300 R Bull CBBC Mar 2017 A	0.2500	33.08 per 100 units	33.88 per 100 units	2017/03/17	100,000,000	2016/05/27
67442	J P Morgan SP BV	China Mobile R Bear CBBC Apr 2017 A	0.2500	91.28 per 100 units	90.08 per 100 units	2017/04/21	100,000,000	2016/05/27
67443	J P Morgan SP BV	HSI R Bull CBBC Jul 2017 S	0.2500	19,600 per 10,000 units	19,800 per 10,000 units	2017/07/28	200,000,000	2016/05/27
67424	J P Morgan SP BV	HSI R Bear CBBC Oct 2016 J	0.2500	19,948 per 10,000 units	19,748 per 10,000 units	2016/10/28	150,000,000	2016/05/27
67402	SG Issuer	AIA R Bull CBBC Jun 2017 A	0.2500	40.48 per 100 units	41.08 per 100 units	2017/06/29	100,000,000	2016/05/27
67401	SG Issuer	AIA R Bull CBBC Sep 2017 A	0.2500	38.48 per 100 units	39.08 per 100 units	2017/09/28	100,000,000	2016/05/27
67398	SG Issuer	AIA R Bull CBBC Nov 2017 A	0.2500	36.48 per 100 units	37.08 per 100 units	2017/11/29	100,000,000	2016/05/27
67408	SG Issuer	China Life R Bull CBBC Aug 2017 A	0.2500	15.5800	16.0800	2017/08/30	50,000,000	2016/05/27
67404	SG Issuer	China Life R Bull CBBC Oct 2017 A	0.2500	15.0800	15.5800	2017/10/30	50,000,000	2016/05/27
67403	SG Issuer	China Life R Bull CBBC Dec 2017 A	0.2500	14.5800	15.0800	2017/12/28	50,000,000	2016/05/27
67429	SG Issuer	HSI R Bull CBBC Jul 2017 C	0.2500	19,808 per 10,000 units	19,908 per 10,000 units	2017/07/28	200,000,000	2016/05/27
67428	SG Issuer	HSI R Bull CBBC Jul 2017 Z	0.2500	19,608 per 10,000 units	19,708 per 10,000 units	2017/07/28	200,000,000	2016/05/27
67396	SG Issuer	HSI R Bear CBBC Aug 2016 H	0.2500	19,938 per 10,000 units	19,738 per 10,000 units	2016/08/30	200,000,000	2016/05/27
67397	SG Issuer	HSI R Bear CBBC Sep 2016 V	0.2500	19,988 per 10,000 units	19,888 per 10,000 units	2016/09/29	200,000,000	2016/05/27
67409	SG Issuer	Lenovo R Bull CBBC Dec 2017 A	0.2500	4.3800	4.5800	2017/12/28	40,000,000	2016/05/27
67411	SG Issuer	PetroChina R Bull CBBC Jul 2017 A	0.2500	4.3800	4.5800	2017/07/28	40,000,000	2016/05/27
67410	SG Issuer	PetroChina R Bull CBBC Oct 2017 A	0.2500	3.8800	4.0800	2017/10/30	40,000,000	2016/05/27
67414	SG Issuer	Sands R Bull CBBC Jul 2017 A	0.2500	23.28 per 100 units	24.08 per 100 units	2017/07/28	100,000,000	2016/05/27
67432	UBS AG	HSI R Bull CBBC Aug 2017 T	0.2500	19,731 per 10,000 units	19,931 per 10,000 units	2017/08/30	200,000,000	2016/05/27
67433	UBS AG	HSI R Bull CBBC Nov 2017 A	0.2500	19,500 per 10,000 units	19,700 per 10,000 units	2017/11/29	200,000,000	2016/05/27
67431	UBS AG	HSI R Bear CBBC Sep 2016 Y	0.2500	20,100 per 10,000 units	19,900 per 10,000 units	2016/09/29	200,000,000	2016/05/27
67430	UBS AG	HSI R Bear CBBC Oct 2016 J	0.2500	19,950 per 12,000 units	19,750 per 12,000 units	2016/10/28	200,000,000	2016/05/27
67450	Credit Suisse AG	HSI R Bull CBBC Jul 2017 Y	0.2500	19,688 per 10,000 units	19,888 per 10,000 units	2017/07/28	200,000,000	2016/05/30
67451	Credit Suisse AG	HSI R Bear CBBC Aug 2016 S	0.2500	20,010 per 10,000 units	19,810 per 10,000 units	2016/08/30	200,000,000	2016/05/30
67449	Goldman Sachs SP (Asia)	HSI R Bull CBBC Jul 2017 T	0.2540	19,600 per 10,000 units	19,800 per 10,000 units	2017/07/28	200,000,000	2016/05/30
67463	J P Morgan SP BV	CKH R Bull CBBC Feb 2017 A	0.2500	78.38 per 100 units	79.88 per 100 units	2017/02/17	40,000,000	2016/05/30
67460	J P Morgan SP BV	Galaxy Ent R Bear CBBC Mar 2017 A	0.2500	26.88 per 100 units	26.08 per 100 units	2017/03/17	100,000,000	2016/05/30
67459	J P Morgan SP BV	HKEX R Bull CBBC Mar 2017 A	0.2500	164.08 per 100 units	166.88 per 100 units	2017/03/17	50,000,000	2016/05/30

Newly listed callable bull/bear contracts (continued)

Code	Issuer	Name of issue	Issue prices (HK\$)	Strike price (HKD) / Strike level per 10 units	Call price (HKD) / Call level per 10 units	Expiry date	No. of issue (units)	Listing date
67453	J P Morgan SP BV	HSI R Bull CBBC Aug 2017 Q	0.2500	19,700 per 10,000 units	19,900 per 10,000 units	2017/08/30	200,000,000	2016/05/30
67454	J P Morgan SP BV	HSI R Bull CBBC Oct 2017 G	0.2500	19,468 per 10,000 units	19,668 per 10,000 units	2017/10/30	150,000,000	2016/05/30
67462	J P Morgan SP BV	HSI R Bear CBBC Aug 2016 B	0.2500	20,148 per 10,000 units	19,948 per 10,000 units	2016/08/30	200,000,000	2016/05/30
67461	J P Morgan SP BV	Lenovo R Bull CBBC Aug 2017 A	0.2500	4.3300	4.4800	2017/08/18	100,000,000	2016/05/30
67444	SG Issuer	HSI R Bull CBBC Jun 2017 W	0.2500	19,658 per 10,000 units	19,858 per 10,000 units	2017/06/29	200,000,000	2016/05/30
67446	SG Issuer	HSI R Bear CBBC Aug 2016 I	0.2500	20,138 per 10,000 units	19,938 per 10,000 units	2016/08/30	200,000,000	2016/05/30
67455	UBS AG	HSI R Bull CBBC Nov 2017 B	0.2500	19,700 per 10,000 units	19,900 per 10,000 units	2017/11/29	200,000,000	2016/05/30
67456	UBS AG	HSI R Bear CBBC Oct 2016 K	0.2500	20,010 per 10,000 units	19,810 per 10,000 units	2016/10/28	200,000,000	2016/05/30
67466	Credit Suisse AG	HSI R Bull CBBC Apr 2017 U	0.2500	19,550 per 10,000 units	19,750 per 10,000 units	2017/04/27	200,000,000	2016/05/31
67468	Credit Suisse AG	HSI R Bear CBBC Aug 2016 T	0.2500	19,950 per 10,000 units	19,750 per 10,000 units	2016/08/30	200,000,000	2016/05/31
67483	Goldman Sachs SP (Asia)	HSI R Bull CBBC Jul 2017 U	0.2540	19,550 per 10,000 units	19,750 per 10,000 units	2017/07/28	200,000,000	2016/05/31
67478	J P Morgan SP BV	HSI R Bear CBBC Aug 2016 O	0.2500	20,000 per 10,000 units	19,800 per 10,000 units	2016/08/30	200,000,000	2016/05/31
67482	J P Morgan SP BV	Ping An R Bull CBBC Aug 2017 A	0.2500	27.08 per 100 units	27.88 per 100 units	2017/08/18	100,000,000	2016/05/31
67479	J P Morgan SP BV	Tencent R Bull CBBC Jul 2017 A	0.2500	144.58 per 100 units	146.88 per 100 units	2017/07/21	60,000,000	2016/05/31
67470	SG Issuer	HSI R Bull CBBC Jun 2017 X	0.2500	19,558 per 10,000 units	19,758 per 10,000 units	2017/06/29	200,000,000	2016/05/31
67472	UBS AG	HSI R Bull CBBC Sep 2017 Y	0.2500	19,609 per 10,000 units	19,809 per 10,000 units	2017/09/28	200,000,000	2016/05/31
67474	UBS AG	HSI R Bear CBBC Jan 2017 A	0.2500	20,150 per 10,000 units	19,950 per 10,000 units	2017/01/26	200,000,000	2016/05/31
67536	BNP Paribas Arbit Issu B.V.	HSI R Bull CBBC May 2017 E	0.2500	19,900 per 10,000 units	20,100 per 10,000 units	2017/05/29	250,000,000	2016/06/01
67541	BNP Paribas Arbit Issu B.V.	HSI R Bull CBBC May 2017 F	0.2500	20,100 per 10,000 units	20,300 per 10,000 units	2017/05/29	250,000,000	2016/06/01
67537	BNP Paribas Arbit Issu B.V.	HSI R Bull CBBC Jun 2017 B	0.2500	20,000 per 10,000 units	20,200 per 10,000 units	2017/06/29	250,000,000	2016/06/01
67534	BNP Paribas Arbit Issu B.V.	HSI R Bull CBBC Jun 2017 D	0.2500	19,800 per 10,000 units	20,000 per 10,000 units	2017/06/29	250,000,000	2016/06/01
67486	BNP Paribas Arbit Issu B.V.	HSI R Bear CBBC Feb 2017 Z	0.2500	20,400 per 10,000 units	20,200 per 10,000 units	2017/02/27	250,000,000	2016/06/01
67484	BNP Paribas Arbit Issu B.V.	HSI R Bear CBBC Mar 2017 Y	0.2500	20,300 per 10,000 units	20,100 per 10,000 units	2017/03/30	250,000,000	2016/06/01
67565	Credit Suisse AG	HSI R Bull CBBC Jul 2017 A	0.2500	20,000 per 10,000 units	20,200 per 10,000 units	2017/07/28	200,000,000	2016/06/01
67567	Credit Suisse AG	HSI R Bull CBBC Jul 2017 B	0.2500	20,168 per 10,000 units	20,368 per 10,000 units	2017/07/28	200,000,000	2016/06/01
67563	Credit Suisse AG	HSI R Bull CBBC Jul 2017 Z	0.2500	19,800 per 10,000 units	20,000 per 10,000 units	2017/07/28	200,000,000	2016/06/01
67556	Credit Suisse AG	HSI R Bear CBBC Sep 2016 R	0.2500	20,100 per 10,000 units	19,900 per 10,000 units	2016/09/29	200,000,000	2016/06/01
67558	Credit Suisse AG	HSI R Bear CBBC Sep 2016 S	0.2500	20,350 per 10,000 units	20,150 per 10,000 units	2016/09/29	200,000,000	2016/06/01
67560	Credit Suisse AG	HSI R Bear CBBC Sep 2016 T	0.2500	20,550 per 10,000 units	20,350 per 10,000 units	2016/09/29	200,000,000	2016/06/01
67612	Goldman Sachs SP (Asia)	HSI R Bull CBBC Jul 2017 V	0.2550	20,168 per 10,000 units	20,368 per 10,000 units	2017/07/28	200,000,000	2016/06/01
67613	Goldman Sachs SP (Asia)	HSI R Bull CBBC Jul 2017 W	0.2530	20,000 per 10,000 units	20,100 per 10,000 units	2017/07/28	200,000,000	2016/06/01
67490	Goldman Sachs SP (Asia)	HSI R Bear CBBC Oct 2016 F	0.2520	20,031 per 10,000 units	19,831 per 10,000 units	2016/10/28	200,000,000	2016/06/01
67491	Goldman Sachs SP (Asia)	HSI R Bear CBBC Oct 2016 G	0.2520	20,200 per 10,000 units	20,000 per 10,000 units	2016/10/28	200,000,000	2016/06/01
67493	Goldman Sachs SP (Asia)	HSI R Bear CBBC Oct 2016 H	0.2530	20,400 per 10,000 units	20,200 per 10,000 units	2016/10/28	200,000,000	2016/06/01
67528	HK Bank	HSCEI R Bull CBBC Jul 2017 B	0.2500	8,138 per 10,000 units	8,238 per 10,000 units	2017/07/28	60,000,000	2016/06/01
67526	HK Bank	HSI R Bull CBBC Mar 2017 C	0.2500	19,688 per 15,000 units	19,888 per 15,000 units	2017/03/30	150,000,000	2016/06/01
67527	HK Bank	HSI R Bear CBBC Jan 2017 B	0.2500	20,738 per 15,000 units	20,538 per 15,000 units	2017/01/26	150,000,000	2016/06/01
67605	J P Morgan SP BV	AIA R Bull CBBC Sep 2017 A	0.2500	42.28 per 100 units	42.88 per 100 units	2017/09/15	150,000,000	2016/06/01
67604	J P Morgan SP BV	Galaxy Ent R Bull CBBC May 2017 C	0.2500	23.08 per 100 units	23.88 per 100 units	2017/05/19	200,000,000	2016/06/01
67606	J P Morgan SP BV	HSBC R Bull CBBC Jun 2017 C	0.2500	47.38 per 100 units	48.88 per 100 units	2017/06/16	100,000,000	2016/06/01
67591	J P Morgan SP BV	HSI R Bull CBBC Aug 2017 R	0.2500	20,168 per 10,000 units	20,368 per 10,000 units	2017/08/30	200,000,000	2016/06/01
67592	J P Morgan SP BV	HSI R Bull CBBC Sep 2017 L	0.2500	20,000 per 10,000 units	20,200 per 10,000 units	2017/09/28	200,000,000	2016/06/01
67595	J P Morgan SP BV	HSI R Bull CBBC Nov 2017 C	0.2500	19,800 per 10,000 units	20,000 per 10,000 units	2017/11/29	200,000,000	2016/06/01

Newly listed callable bull/bear contracts (continued)

Code	Issuer	Name of issue	Issue prices (HK\$)	Strike price (HKD) / Strike level per 10 units	Call price (HKD) / Call level per 10 units	Expiry date	No. of issue (units)	Listing date
67542	J P Morgan SP BV	HSI R Bear CBBC Sep 2016 R	0.2500	20,048 per 10,000 units	19,848 per 10,000 units	2016/09/29	150,000,000	2016/06/01
67543	J P Morgan SP BV	HSI R Bear CBBC Sep 2016 S	0.2500	20,300 per 10,000 units	20,100 per 10,000 units	2016/09/29	200,000,000	2016/06/01
67544	J P Morgan SP BV	HSI R Bear CBBC Sep 2016 T	0.2500	20,500 per 10,000 units	20,300 per 10,000 units	2016/09/29	200,000,000	2016/06/01
67602	J P Morgan SP BV	HSI R Bear CBBC Oct 2016 K	0.2500	21,448 per 10,000 units	21,248 per 10,000 units	2016/10/28	150,000,000	2016/06/01
67530	Macquarie Bank Ltd.	HSI R Bull CBBC Feb 2017 D	0.2500	19,600 per 20,000 units	19,800 per 20,000 units	2017/02/27	40,000,000	2016/06/01
67533	Macquarie Bank Ltd.	HSI R Bull CBBC Feb 2017 E	0.2540	19,400 per 20,000 units	19,600 per 20,000 units	2017/02/27	40,000,000	2016/06/01
67499	SG Issuer	CCB R Bull CBBC Jul 2017 A	0.2500	4.5000	4.5800	2017/07/28	40,000,000	2016/06/01
67496	SG Issuer	CCB R Bull CBBC Sep 2017 A	0.2500	4.2000	4.2800	2017/09/28	40,000,000	2016/06/01
67501	SG Issuer	CCB R Bear CBBC Dec 2016 A	0.2500	5.1600	5.0800	2016/12/29	40,000,000	2016/06/01
67504	SG Issuer	CCB R Bear CBBC Feb 2017 A	0.2500	5.6600	5.5800	2017/02/27	40,000,000	2016/06/01
67506	SG Issuer	HKEX R Bear CBBC Nov 2016 C	0.2500	188.88 per 100 units	186.88 per 100 units	2016/11/29	100,000,000	2016/06/01
67545	SG Issuer	HSI R Bull CBBC Jun 2017 Y	0.2500	19,758 per 10,000 units	19,958 per 10,000 units	2017/06/29	200,000,000	2016/06/01
67546	SG Issuer	HSI R Bull CBBC Jun 2017 Z	0.2500	19,958 per 10,000 units	20,158 per 10,000 units	2017/06/29	200,000,000	2016/06/01
67548	SG Issuer	HSI R Bull CBBC Jul 2017 F	0.2500	20,208 per 10,000 units	20,308 per 10,000 units	2017/07/28	200,000,000	2016/06/01
67513	SG Issuer	HSI R Bear CBBC Sep 2016 W	0.2500	20,088 per 10,000 units	19,988 per 10,000 units	2016/09/29	200,000,000	2016/06/01
67519	SG Issuer	HSI R Bear CBBC Sep 2016 X	0.2500	20,388 per 10,000 units	20,288 per 10,000 units	2016/09/29	200,000,000	2016/06/01
67515	SG Issuer	HSI R Bear CBBC Oct 2016 A	0.2500	20,338 per 10,000 units	20,138 per 10,000 units	2016/10/28	200,000,000	2016/06/01
67520	SG Issuer	HSI R Bear CBBC Oct 2016 B	0.2500	20,838 per 10,000 units	20,638 per 10,000 units	2016/10/28	200,000,000	2016/06/01
67509	SG Issuer	Ping An R Bear CBBC Dec 2016 B	0.2500	36.48 per 100 units	35.88 per 100 units	2016/12/29	100,000,000	2016/06/01
67512	SG Issuer	Tencent R Bull CBBC Jun 2017 E	0.2500	154.58 per 100 units	156.08 per 100 units	2017/06/29	100,000,000	2016/06/01
67587	UBS AG	HSI R Bull CBBC Sep 2017 Z	0.2500	20,000 per 10,000 units	20,200 per 10,000 units	2017/09/28	200,000,000	2016/06/01
67583	UBS AG	HSI R Bull CBBC Oct 2017 A	0.2500	20,168 per 10,000 units	20,368 per 10,000 units	2017/10/30	200,000,000	2016/06/01
67588	UBS AG	HSI R Bull CBBC Oct 2017 B	0.2500	19,800 per 10,000 units	20,000 per 10,000 units	2017/10/30	200,000,000	2016/06/01
67590	UBS AG	HSI R Bull CBBC Nov 2017 C	0.2500	19,650 per 10,000 units	19,850 per 10,000 units	2017/11/29	200,000,000	2016/06/01
67576	UBS AG	HSI R Bear CBBC Sep 2016 E	0.2500	20,200 per 10,000 units	20,000 per 10,000 units	2016/09/29	200,000,000	2016/06/01
67570	UBS AG	HSI R Bear CBBC Sep 2016 Z	0.2500	20,031 per 10,000 units	19,831 per 10,000 units	2016/09/29	200,000,000	2016/06/01
67578	UBS AG	HSI R Bear CBBC Jan 2017 B	0.2500	20,350 per 10,000 units	20,150 per 10,000 units	2017/01/26	200,000,000	2016/06/01
67582	UBS AG	HSI R Bear CBBC Jan 2017 C	0.2500	20,500 per 10,000 units	20,300 per 10,000 units	2017/01/26	200,000,000	2016/06/01
67623	Credit Suisse AG	HSI R Bull CBBC Jun 2017 Q	0.2500	19,900 per 10,000 units	20,100 per 10,000 units	2017/06/29	200,000,000	2016/06/02
67630	Credit Suisse AG	HSI R Bull CBBC Jun 2017 R	0.2500	20,050 per 10,000 units	20,250 per 10,000 units	2017/06/29	200,000,000	2016/06/02
67638	Credit Suisse AG	HSI R Bull CBBC Jun 2017 Y	0.2500	20,147 per 12,000 units	20,397 per 12,000 units	2017/06/29	200,000,000	2016/06/02
67624	Credit Suisse AG	HSI R Bear CBBC Sep 2016 U	0.2500	20,600 per 10,000 units	20,400 per 10,000 units	2016/09/29	200,000,000	2016/06/02
67625	Credit Suisse AG	HSI R Bear CBBC Oct 2016 H	0.2500	21,150 per 10,000 units	20,950 per 10,000 units	2016/10/28	200,000,000	2016/06/02
67657	Goldman Sachs SP (Asia)	HSI R Bull CBBC Jul 2017 X	0.2510	19,800 per 10,000 units	20,000 per 10,000 units	2017/07/28	200,000,000	2016/06/02
67656	Goldman Sachs SP (Asia)	HSI R Bull CBBC Sep 2017 A	0.2510	20,100 per 10,000 units	20,300 per 10,000 units	2017/09/28	200,000,000	2016/06/02
67655	Goldman Sachs SP (Asia)	HSI R Bear CBBC Oct 2016 I	0.2520	20,598 per 10,000 units	20,398 per 10,000 units	2016/10/28	200,000,000	2016/06/02
67645	J P Morgan SP BV	HSI R Bull CBBC Aug 2017 S	0.2500	20,197 per 10,000 units	20,397 per 10,000 units	2017/08/30	200,000,000	2016/06/02
67641	J P Morgan SP BV	HSI R Bull CBBC Sep 2017 M	0.2500	19,868 per 10,000 units	20,068 per 10,000 units	2017/09/28	150,000,000	2016/06/02
67640	J P Morgan SP BV	HSI R Bull CBBC Oct 2017 H	0.2500	20,100 per 10,000 units	20,300 per 10,000 units	2017/10/30	200,000,000	2016/06/02
67643	J P Morgan SP BV	HSI R Bear CBBC Sep 2016 U	0.2500	20,548 per 10,000 units	20,348 per 10,000 units	2016/09/29	150,000,000	2016/06/02
67644	J P Morgan SP BV	HSI R Bear CBBC Sep 2016 V	0.2500	20,848 per 10,000 units	20,648 per 10,000 units	2016/09/29	150,000,000	2016/06/02
67619	SG Issuer	HSI R Bull CBBC Jun 2017 D	0.2500	20,158 per 10,000 units	20,358 per 10,000 units	2017/06/29	200,000,000	2016/06/02
67615	SG Issuer	HSI R Bull CBBC Jun 2017 E	0.2500	19,858 per 10,000 units	20,058 per 10,000 units	2017/06/29	200,000,000	2016/06/02

Newly listed callable bull/bear contracts (continued)

Code	Issuer	Name of issue	Issue prices (HK\$)	Strike price (HKD) / Strike level per 10 units	Call price (HKD) / Call level per 10 units	Expiry date	No. of issue (units)	Listing date
67617	SG Issuer	HSI R Bull CBBC Jul 2017 B	0.2500	20,108 per 10,000 units	20,208 per 10,000 units	2017/07/28	200,000,000	2016/06/02
67620	SG Issuer	HSI R Bear CBBC Oct 2016 C	0.2500	20,538 per 10,000 units	20,338 per 10,000 units	2016/10/28	200,000,000	2016/06/02
67621	SG Issuer	HSI R Bear CBBC Oct 2016 D	0.2500	21,138 per 10,000 units	20,938 per 10,000 units	2016/10/28	200,000,000	2016/06/02
67649	UBS AG	HSI R Bull CBBC Jun 2017 S	0.2500	20,197 per 10,000 units	20,397 per 10,000 units	2017/06/29	200,000,000	2016/06/02
67653	UBS AG	HSI R Bull CBBC Oct 2017 C	0.2500	19,900 per 10,000 units	20,100 per 10,000 units	2017/10/30	200,000,000	2016/06/02
67651	UBS AG	HSI R Bull CBBC Nov 2017 D	0.2500	20,050 per 12,000 units	20,250 per 12,000 units	2017/11/29	200,000,000	2016/06/02
67648	UBS AG	HSI R Bear CBBC Feb 2017 A	0.2500	20,529 per 10,000 units	20,329 per 10,000 units	2017/02/27	200,000,000	2016/06/02
67763	BNP Paribas Arbit Issu B.V.	HSI R Bull CBBC May 2017 G	0.2500	20,300 per 10,000 units	20,500 per 10,000 units	2017/05/29	250,000,000	2016/06/03
67757	BNP Paribas Arbit Issu B.V.	HSI R Bull CBBC Jun 2017 E	0.2500	20,200 per 10,000 units	20,400 per 10,000 units	2017/06/29	250,000,000	2016/06/03
67717	BNP Paribas Arbit Issu B.V.	HSI R Bear CBBC Feb 2017 A	0.2500	20,600 per 10,000 units	20,400 per 10,000 units	2017/02/27	250,000,000	2016/06/03
67721	BNP Paribas Arbit Issu B.V.	HSI R Bear CBBC Mar 2017 Z	0.2500	20,700 per 10,000 units	20,500 per 10,000 units	2017/03/30	250,000,000	2016/06/03
67731	Credit Suisse AG	HSI R Bull CBBC Oct 2017 A	0.2500	19,850 per 10,000 units	20,050 per 10,000 units	2017/10/30	200,000,000	2016/06/03
67732	Credit Suisse AG	HSI R Bull CBBC Oct 2017 B	0.2500	20,100 per 10,000 units	20,300 per 10,000 units	2017/10/30	200,000,000	2016/06/03
67735	Credit Suisse AG	HSI R Bull CBBC Oct 2017 C	0.2500	20,250 per 10,000 units	20,450 per 10,000 units	2017/10/30	200,000,000	2016/06/03
67737	Credit Suisse AG	HSI R Bull CBBC Oct 2017 D	0.2500	20,376 per 10,000 units	20,576 per 10,000 units	2017/10/30	200,000,000	2016/06/03
67723	Credit Suisse AG	HSI R Bear CBBC Oct 2016 I	0.2500	20,650 per 10,000 units	20,450 per 10,000 units	2016/10/28	200,000,000	2016/06/03
67729	Credit Suisse AG	HSI R Bear CBBC Oct 2016 J	0.2500	20,950 per 10,000 units	20,750 per 10,000 units	2016/10/28	200,000,000	2016/06/03
67764	Goldman Sachs SP (Asia)	HSI R Bull CBBC Jul 2017 Y	0.2520	20,000 per 10,000 units	20,200 per 10,000 units	2017/07/28	200,000,000	2016/06/03
67766	Goldman Sachs SP (Asia)	HSI R Bull CBBC Jul 2017 Z	0.2540	20,376 per 10,000 units	20,576 per 10,000 units	2017/07/28	200,000,000	2016/06/03
67709	Goldman Sachs SP (Asia)	HSI R Bear CBBC Oct 2016 J	0.2530	20,650 per 10,000 units	20,450 per 10,000 units	2016/10/28	200,000,000	2016/06/03
67661	HK Bank	CKP R Bull CBBC Jul 2017 A	0.2500	40.38 per 100 units	41.88 per 100 units	2017/07/03	40,000,000	2016/06/03
67659	HK Bank	HKEX R Bull CBBC Jul 2017 A	0.2500	172.88 per 100 units	174.88 per 100 units	2017/07/17	50,000,000	2016/06/03
67658	HK Bank	HSI R Bull CBBC Jun 2017 A	0.2500	19,888 per 15,000 units	20,088 per 15,000 units	2017/06/29	150,000,000	2016/06/03
67660	HK Bank	Tencent R Bull CBBC Jul 2017 B	0.2500	158.38 per 100 units	159.88 per 100 units	2017/07/31	50,000,000	2016/06/03
67798	J P Morgan SP BV	China Life R Bull CBBC Mar 2017 B	0.2500	15.8800	16.2800	2017/03/17	40,000,000	2016/06/03
67789	J P Morgan SP BV	HKEX R Bull CBBC Jun 2017 B	0.2500	176.08 per 100 units	178.88 per 100 units	2017/06/16	40,000,000	2016/06/03
67770	J P Morgan SP BV	HSI R Bull CBBC Aug 2017 T	0.2500	20,376 per 10,000 units	20,576 per 10,000 units	2017/08/30	200,000,000	2016/06/03
67773	J P Morgan SP BV	HSI R Bull CBBC Sep 2017 N	0.2500	20,068 per 10,000 units	20,268 per 10,000 units	2017/09/28	150,000,000	2016/06/03
67775	J P Morgan SP BV	HSI R Bull CBBC Oct 2017 I	0.2500	19,768 per 10,000 units	19,968 per 10,000 units	2017/10/30	150,000,000	2016/06/03
67713	J P Morgan SP BV	HSI R Bear CBBC Sep 2016 W	0.2500	20,600 per 10,000 units	20,400 per 10,000 units	2016/09/29	200,000,000	2016/06/03
67781	J P Morgan SP BV	HSI R Bear CBBC Sep 2016 X	0.2500	20,800 per 10,000 units	20,600 per 10,000 units	2016/09/29	200,000,000	2016/06/03
67786	J P Morgan SP BV	HSI R Bear CBBC Jan 2017 B	0.2500	21,900 per 10,000 units	21,700 per 10,000 units	2017/01/26	200,000,000	2016/06/03
67796	J P Morgan SP BV	Ping An R Bull CBBC Apr 2017 C	0.2500	32.28 per 100 units	32.88 per 100 units	2017/04/21	100,000,000	2016/06/03
67791	J P Morgan SP BV	Tencent R Bull CBBC Jun 2017 B	0.2500	162.38 per 100 units	164.88 per 100 units	2017/06/16	72,000,000	2016/06/03
67799	J P Morgan SP BV	Tencent R Bear CBBC Apr 2017 A	0.3000	196.88 per 100 units	194.08 per 100 units	2017/04/21	60,000,000	2016/06/03
67722	Macquarie Bank Ltd.	HSI R Bull CBBC Mar 2017 A	0.2500	19,800 per 20,000 units	20,000 per 20,000 units	2017/03/30	40,000,000	2016/06/03
67666	SG Issuer	CAM CSI300 R Bull CBBC Aug 2017 A	0.2500	33.28 per 100 units	34.08 per 100 units	2017/08/30	100,000,000	2016/06/03
67664	SG Issuer	CAM CSI300 R Bull CBBC Oct 2017 A	0.2500	31.28 per 100 units	32.08 per 100 units	2017/10/30	100,000,000	2016/06/03
67663	SG Issuer	CAM CSI300 R Bull CBBC Dec 2017 A	0.2500	29.28 per 100 units	30.08 per 100 units	2017/12/28	100,000,000	2016/06/03
67669	SG Issuer	CAM CSI300 R Bear CBBC May 2017 A	0.2500	40.88 per 100 units	39.88 per 100 units	2017/05/29	100,000,000	2016/06/03
67701	SG Issuer	HS H-SH ETF R Bull CBBC Jul 2017 A	0.2500	79.08 per 100 units	80.08 per 100 units	2017/07/28	100,000,000	2016/06/03
67693	SG Issuer	HS H-SH ETF R Bull CBBC Sep 2017 A	0.2500	75.08 per 100 units	76.08 per 100 units	2017/09/28	100,000,000	2016/06/03
67687	SG Issuer	HS H-SH ETF R Bull CBBC Nov 2017 A	0.2500	71.08 per 100 units	72.08 per 100 units	2017/11/29	100,000,000	2016/06/03

Newly listed callable bull/bear contracts (continued)

Code	Issuer	Name of issue	Issue prices (HK\$)	Strike price (HKD) / Strike level per 10 units	Call price (HKD) / Call level per 10 units	Expiry date	No. of issue (units)	Listing date
67702	SG Issuer	HSI H-SH ETF R Bear CBBC Nov 2016 A	0.2500	95.88 per 100 units	94.88 per 100 units	2016/11/29	100,000,000	2016/06/03
67677	SG Issuer	HSI R Bull CBBC Jun 2017 F	0.2500	20,058 per 10,000 units	20,258 per 10,000 units	2017/06/29	200,000,000	2016/06/03
67744	SG Issuer	HSI R Bull CBBC Jun 2017 G	0.2500	20,358 per 10,000 units	20,558 per 10,000 units	2017/06/29	200,000,000	2016/06/03
67740	SG Issuer	HSI R Bull CBBC Jul 2017 G	0.2500	20,308 per 10,000 units	20,408 per 10,000 units	2017/07/28	200,000,000	2016/06/03
67683	SG Issuer	HSI R Bear CBBC Sep 2016 Y	0.2500	20,488 per 10,000 units	20,388 per 10,000 units	2016/09/29	200,000,000	2016/06/03
67714	SG Issuer	Tencent R Bull CBBC Jun 2017 F	0.2500	157.58 per 100 units	159.08 per 100 units	2017/06/29	100,000,000	2016/06/03
67715	SG Issuer	Tencent R Bear CBBC Dec 2016 A	0.2500	180.38 per 100 units	178.88 per 100 units	2016/12/29	100,000,000	2016/06/03
67716	SG Issuer	Tencent R Bear CBBC Feb 2017 A	0.2500	188.38 per 100 units	186.88 per 100 units	2017/02/27	100,000,000	2016/06/03
67755	UBS AG	HSI R Bull CBBC Sep 2017 A	0.2500	20,376 per 10,000 units	20,576 per 10,000 units	2017/09/28	200,000,000	2016/06/03
67747	UBS AG	HSI R Bull CBBC Nov 2017 E	0.2500	19,950 per 10,000 units	20,150 per 10,000 units	2017/11/29	200,000,000	2016/06/03
67746	UBS AG	HSI R Bull CBBC Dec 2017 A	0.2500	20,100 per 10,000 units	20,300 per 10,000 units	2017/12/28	200,000,000	2016/06/03
67750	UBS AG	HSI R Bear CBBC Sep 2016 V	0.2500	20,572 per 10,000 units	20,372 per 10,000 units	2016/09/29	200,000,000	2016/06/03
67751	UBS AG	HSI R Bear CBBC Jan 2017 D	0.2500	20,700 per 10,000 units	20,500 per 10,000 units	2017/01/26	200,000,000	2016/06/03
67824	BNP Paribas Arbit Issu B.V.	HSI R Bull CBBC May 2017 B	0.2500	20,500 per 10,000 units	20,700 per 10,000 units	2017/05/29	250,000,000	2016/06/06
67823	BNP Paribas Arbit Issu B.V.	HSI R Bull CBBC Jun 2017 F	0.2500	20,400 per 10,000 units	20,600 per 10,000 units	2017/06/29	250,000,000	2016/06/06
67881	BNP Paribas Arbit Issu B.V.	HSI R Bear CBBC Mar 2017 A	0.2500	20,900 per 10,000 units	20,700 per 10,000 units	2017/03/30	250,000,000	2016/06/06
67848	Credit Suisse AG	HSI R Bull CBBC Sep 2017 A	0.2500	20,300 per 10,000 units	20,500 per 10,000 units	2017/09/28	200,000,000	2016/06/06
67850	Credit Suisse AG	HSI R Bull CBBC Sep 2017 B	0.2500	20,519 per 10,000 units	20,719 per 10,000 units	2017/09/28	200,000,000	2016/06/06
67842	Credit Suisse AG	HSI R Bear CBBC Sep 2016 V	0.2500	20,800 per 10,000 units	20,600 per 10,000 units	2016/09/29	200,000,000	2016/06/06
67844	Credit Suisse AG	HSI R Bear CBBC Oct 2016 K	0.2500	21,500 per 10,000 units	21,300 per 10,000 units	2016/10/28	200,000,000	2016/06/06
67846	Credit Suisse AG	HSI R Bear CBBC Oct 2016 L	0.2500	22,200 per 10,000 units	22,000 per 10,000 units	2016/10/28	200,000,000	2016/06/06
67825	Goldman Sachs SP (Asia)	HSI R Bull CBBC Oct 2017 A	0.2520	20,519 per 10,000 units	20,719 per 10,000 units	2017/10/30	200,000,000	2016/06/06
67875	Goldman Sachs SP (Asia)	HSI R Bull CBBC Oct 2017 B	0.2530	20,250 per 10,000 units	20,450 per 10,000 units	2017/10/30	200,000,000	2016/06/06
67877	Goldman Sachs SP (Asia)	HSI R Bear CBBC Oct 2016 K	0.2540	20,830 per 10,000 units	20,630 per 10,000 units	2016/10/28	200,000,000	2016/06/06
67802	HK Bank	HKEX R Bull CBBC Sep 2017 A	0.2500	175.88 per 100 units	177.88 per 100 units	2017/09/04	50,000,000	2016/06/06
67822	HK Bank	HSCEI R Bull CBBC Aug 2017 A	0.2500	8,338 per 10,000 units	8,438 per 10,000 units	2017/08/30	60,000,000	2016/06/06
67821	HK Bank	HSI R Bull CBBC Jul 2017 A	0.2500	20,288 per 15,000 units	20,488 per 15,000 units	2017/07/28	150,000,000	2016/06/06
67811	HK Bank	HSI R Bull CBBC Aug 2017 A	0.2500	20,088 per 15,000 units	20,288 per 15,000 units	2017/08/30	150,000,000	2016/06/06
67801	HK Bank	Tencent R Bull CBBC Mar 2017 A	0.2500	165.38 per 100 units	166.88 per 100 units	2017/03/02	50,000,000	2016/06/06
67800	HK Bank	Tencent R Bull CBBC Jun 2017 C	0.2500	162.38 per 100 units	163.88 per 100 units	2017/06/26	50,000,000	2016/06/06
67864	J P Morgan SP BV	HSI R Bull CBBC Aug 2017 U	0.2500	20,519 per 10,000 units	20,719 per 10,000 units	2017/08/30	200,000,000	2016/06/06
67865	J P Morgan SP BV	HSI R Bull CBBC Sep 2017 O	0.2500	20,300 per 10,000 units	20,500 per 10,000 units	2017/09/28	200,000,000	2016/06/06
67868	J P Morgan SP BV	HSI R Bull CBBC Oct 2017 J	0.2500	19,968 per 10,000 units	20,168 per 10,000 units	2017/10/30	150,000,000	2016/06/06
67862	J P Morgan SP BV	HSI R Bear CBBC Sep 2016 Y	0.2500	20,900 per 10,000 units	20,700 per 10,000 units	2016/09/29	200,000,000	2016/06/06
67869	J P Morgan SP BV	HSI R Bear CBBC Sep 2016 Z	0.2500	22,000 per 10,000 units	21,800 per 10,000 units	2016/09/29	200,000,000	2016/06/06
67874	J P Morgan SP BV	Tencent R Bull CBBC Jul 2017 B	0.2500	159.38 per 100 units	161.88 per 100 units	2017/07/21	60,000,000	2016/06/06
67871	J P Morgan SP BV	Tencent R Bear CBBC Mar 2017 B	0.2500	184.88 per 100 units	182.08 per 100 units	2017/03/17	60,000,000	2016/06/06
67856	SG Issuer	HSCEI R Bull CBBC Jul 2017 A	0.2500	7,108 per 10,000 units	7,208 per 10,000 units	2017/07/28	200,000,000	2016/06/06
67857	SG Issuer	HSCEI R Bull CBBC Jul 2017 B	0.2500	7,508 per 10,000 units	7,608 per 10,000 units	2017/07/28	200,000,000	2016/06/06
67858	SG Issuer	HSCEI R Bull CBBC Jul 2017 C	0.2500	7,908 per 10,000 units	8,008 per 10,000 units	2017/07/28	200,000,000	2016/06/06
67861	SG Issuer	HSCEI R Bull CBBC Jul 2017 D	0.2500	8,308 per 10,000 units	8,408 per 10,000 units	2017/07/28	200,000,000	2016/06/06
67817	SG Issuer	HSI R Bull CBBC Jul 2017 A	0.2500	20,408 per 10,000 units	20,508 per 10,000 units	2017/07/28	200,000,000	2016/06/06
67836	SG Issuer	HSI R Bull CBBC Jul 2017 E	0.2500	20,608 per 10,000 units	20,708 per 10,000 units	2017/07/28	200,000,000	2016/06/06

Newly listed callable bull/bear contracts (continued)

Code	Issuer	Name of issue	Issue prices (HK\$)	Strike price (HKD) / Strike level per 10 units	Call price (HKD) / Call level per 10 units	Expiry date	No. of issue (units)	Listing date
67840	SG Issuer	HSI R Bear CBBC Sep 2016 B	0.2500	21,788 per 10,000 units	21,688 per 10,000 units	2016/09/29	200,000,000	2016/06/06
67818	SG Issuer	HSI R Bear CBBC Sep 2016 Z	0.2500	20,688 per 10,000 units	20,588 per 10,000 units	2016/09/29	200,000,000	2016/06/06
67839	SG Issuer	HSI R Bear CBBC Oct 2016 E	0.2500	20,938 per 10,000 units	20,738 per 10,000 units	2016/10/28	200,000,000	2016/06/06
67832	UBS AG	HSI R Bull CBBC Oct 2017 D	0.2500	20,519 per 10,000 units	20,719 per 10,000 units	2017/10/30	200,000,000	2016/06/06
67835	UBS AG	HSI R Bull CBBC Nov 2017 F	0.2500	20,300 per 10,000 units	20,500 per 10,000 units	2017/11/29	200,000,000	2016/06/06
67826	UBS AG	HSI R Bear CBBC Sep 2016 W	0.2500	20,800 per 10,000 units	20,600 per 10,000 units	2016/09/29	200,000,000	2016/06/06
67829	UBS AG	HSI R Bear CBBC Jan 2017 E	0.2500	20,950 per 12,000 units	20,750 per 12,000 units	2017/01/26	200,000,000	2016/06/06
67891	BNP Paribas Arbit Issu B.V.	HSI R Bull CBBC Jun 2017 G	0.2500	20,600 per 10,000 units	20,800 per 10,000 units	2017/06/29	250,000,000	2016/06/07
67892	BNP Paribas Arbit Issu B.V.	HSI R Bear CBBC Feb 2017 B	0.2500	22,000 per 10,000 units	21,800 per 10,000 units	2017/02/27	250,000,000	2016/06/07
67893	BNP Paribas Arbit Issu B.V.	HSI R Bear CBBC Feb 2017 C	0.2500	22,200 per 10,000 units	22,000 per 10,000 units	2017/02/27	250,000,000	2016/06/07
67897	BNP Paribas Arbit Issu B.V.	HSI R Bear CBBC Mar 2017 B	0.2500	22,300 per 10,000 units	22,100 per 10,000 units	2017/03/30	250,000,000	2016/06/07
67945	Credit Suisse AG	HSI R Bull CBBC Nov 2017 A	0.2500	20,450 per 10,000 units	20,650 per 10,000 units	2017/11/29	200,000,000	2016/06/07
67946	Credit Suisse AG	HSI R Bull CBBC Nov 2017 B	0.2500	20,685 per 10,000 units	20,885 per 10,000 units	2017/11/29	200,000,000	2016/06/07
67939	Credit Suisse AG	HSI R Bear CBBC Sep 2016 W	0.2500	20,900 per 10,000 units	20,700 per 10,000 units	2016/09/29	200,000,000	2016/06/07
67941	Credit Suisse AG	HSI R Bear CBBC Sep 2016 X	0.2500	21,100 per 10,000 units	20,900 per 10,000 units	2016/09/29	200,000,000	2016/06/07
67934	Bank of East Asia	CAM CSI300 R Bull CBBC May 2017 A	0.2500	33.80 per 100 units	34.80 per 100 units	2017/05/26	60,000,000	2016/06/07
67933	Bank of East Asia	CSOP A50 ETF R Bull CBBC Apr 2017 A	0.2500	10.3000	10.4800	2017/04/07	40,000,000	2016/06/07
67935	Bank of East Asia	HKEX R Bull CBBC May 2017 B	0.2500	172.80 per 100 units	175.80 per 100 units	2017/05/25	40,000,000	2016/06/07
67930	Bank of East Asia	Tencent R Bull CBBC May 2017 A	0.2500	155.80 per 100 units	158.80 per 100 units	2017/05/29	40,000,000	2016/06/07
67932	Bank of East Asia	Tencent R Bear CBBC Apr 2017 A	0.2500	189.80 per 100 units	186.80 per 100 units	2017/04/21	40,000,000	2016/06/07
67949	Goldman Sachs SP (Asia)	HSI R Bull CBBC Sep 2017 B	0.2550	20,615 per 10,000 units	20,815 per 10,000 units	2017/09/28	200,000,000	2016/06/07
67950	Goldman Sachs SP (Asia)	HSI R Bull CBBC Sep 2017 C	0.2540	20,450 per 10,000 units	20,650 per 10,000 units	2017/09/28	200,000,000	2016/06/07
67890	Goldman Sachs SP (Asia)	HSI R Bear CBBC Oct 2016 L	0.2510	20,900 per 10,000 units	20,700 per 10,000 units	2016/10/28	200,000,000	2016/06/07
67947	Goldman Sachs SP (Asia)	HSI R Bear CBBC Oct 2016 M	0.2530	21,100 per 10,000 units	20,900 per 10,000 units	2016/10/28	200,000,000	2016/06/07
67901	HK Bank	HKEX R Bull CBBC Jun 2017 C	0.2500	178.88 per 100 units	180.88 per 100 units	2017/06/30	50,000,000	2016/06/07
67902	HK Bank	HSI R Bull CBBC Jun 2017 B	0.2500	20,488 per 15,000 units	20,688 per 15,000 units	2017/06/29	150,000,000	2016/06/07
67885	HK Bank	Ping An R Bull CBBC Jan 2017 C	0.2500	31.9800	32.5800	2017/01/23	40,000,000	2016/06/07
67882	HK Bank	Sands China R Bull CBBC Jul 2017 C	0.3500	26.2800	27.0800	2017/07/31	30,000,000	2016/06/07
67898	HK Bank	Tencent R Bull CBBC Jan 2017 E	0.2500	168.38 per 100 units	169.88 per 100 units	2017/01/23	50,000,000	2016/06/07
68052	J P Morgan SP BV	CAM CSI300 R Bull CBBC Aug 2017 A	0.2500	36.08 per 100 units	36.88 per 100 units	2017/08/18	100,000,000	2016/06/07
68045	J P Morgan SP BV	HKEX R Bull CBBC Sep 2017 B	0.2500	180.08 per 100 units	182.88 per 100 units	2017/09/15	40,000,000	2016/06/07
68029	J P Morgan SP BV	HSCEI R Bull CBBC Sep 2017 B	0.2500	8,300 per 10,000 units	8,500 per 10,000 units	2017/09/28	100,000,000	2016/06/07
68021	J P Morgan SP BV	HSI R Bull CBBC Sep 2017 P	0.2500	20,685 per 10,000 units	20,885 per 10,000 units	2017/09/28	200,000,000	2016/06/07
68025	J P Morgan SP BV	HSI R Bull CBBC Oct 2017 K	0.2500	20,600 per 10,000 units	20,800 per 10,000 units	2017/10/30	200,000,000	2016/06/07
68027	J P Morgan SP BV	HSI R Bull CBBC Nov 2017 D	0.2500	20,400 per 10,000 units	20,600 per 10,000 units	2017/11/29	200,000,000	2016/06/07
67984	J P Morgan SP BV	HSI R Bear CBBC Sep 2016 B	0.2500	20,948 per 10,000 units	20,748 per 10,000 units	2016/09/29	150,000,000	2016/06/07
67994	J P Morgan SP BV	HSI R Bear CBBC Sep 2016 C	0.2500	21,100 per 10,000 units	20,900 per 10,000 units	2016/09/29	200,000,000	2016/06/07
68010	J P Morgan SP BV	HSI R Bear CBBC Sep 2016 D	0.2500	21,648 per 10,000 units	21,448 per 10,000 units	2016/09/29	150,000,000	2016/06/07
68019	J P Morgan SP BV	HSI R Bear CBBC Sep 2016 O	0.2500	21,388 per 10,000 units	21,188 per 10,000 units	2016/09/29	150,000,000	2016/06/07
68006	J P Morgan SP BV	HSI R Bear CBBC Oct 2016 L	0.2500	22,100 per 10,000 units	21,900 per 10,000 units	2016/10/28	200,000,000	2016/06/07
68046	J P Morgan SP BV	Ping An R Bull CBBC Aug 2017 B	0.2500	33.28 per 100 units	33.88 per 100 units	2017/08/18	200,000,000	2016/06/07
68038	J P Morgan SP BV	Tencent R Bull CBBC Mar 2017 B	0.2500	166.38 per 100 units	168.88 per 100 units	2017/03/17	60,000,000	2016/06/07
68032	J P Morgan SP BV	Tencent R Bear CBBC Feb 2017 E	0.2500	190.88 per 100 units	188.08 per 100 units	2017/02/17	40,000,000	2016/06/07

Newly listed callable bull/bear contracts (continued)

Code	Issuer	Name of issue	Issue prices (HK\$)	Strike price (HKD) / Strike level per 10 units	Call price (HKD) / Call level per 10 units	Expiry date	No. of issue (units)	Listing date
67914	SG Issuer	HSI R Bull CBBC Jun 2017 B	0.2500	20,458 per 10,000 units	20,658 per 10,000 units	2017/06/29	200,000,000	2016/06/07
67923	SG Issuer	HSI R Bull CBBC Jun 2017 C	0.2500	20,658 per 10,000 units	20,858 per 10,000 units	2017/06/29	200,000,000	2016/06/07
67913	SG Issuer	HSI R Bull CBBC Jun 2017 H	0.2500	20,258 per 10,000 units	20,458 per 10,000 units	2017/06/29	200,000,000	2016/06/07
67886	SG Issuer	HSI R Bear CBBC Sep 2016 C	0.2500	20,788 per 10,000 units	20,688 per 10,000 units	2016/09/29	200,000,000	2016/06/07
67887	SG Issuer	HSI R Bear CBBC Oct 2016 F	0.2500	21,038 per 10,000 units	20,838 per 10,000 units	2016/10/28	200,000,000	2016/06/07
67929	SG Issuer	HSI R Bear CBBC Oct 2016 G	0.2500	21,538 per 10,000 units	21,338 per 10,000 units	2016/10/28	200,000,000	2016/06/07
67967	UBS AG	HSCEI R Bull CBBC Sep 2017 C	0.2500	8,100 per 10,000 units	8,300 per 10,000 units	2017/09/28	100,000,000	2016/06/07
67970	UBS AG	HSI R Bull CBBC Sep 2017 D	0.2500	20,685 per 10,000 units	20,885 per 10,000 units	2017/09/28	200,000,000	2016/06/07
67980	UBS AG	HSI R Bull CBBC Sep 2017 E	0.2500	20,250 per 10,000 units	20,450 per 10,000 units	2017/09/28	200,000,000	2016/06/07
67977	UBS AG	HSI R Bull CBBC Oct 2017 E	0.2500	20,400 per 10,000 units	20,600 per 10,000 units	2017/10/30	200,000,000	2016/06/07
67976	UBS AG	HSI R Bull CBBC Nov 2017 G	0.2500	20,550 per 12,000 units	20,750 per 12,000 units	2017/11/29	200,000,000	2016/06/07
67982	UBS AG	HSI R Bear CBBC Sep 2016 U	0.2500	21,900 per 10,000 units	21,700 per 10,000 units	2016/09/29	200,000,000	2016/06/07
67959	UBS AG	HSI R Bear CBBC Sep 2016 X	0.2500	21,000 per 10,000 units	20,800 per 10,000 units	2016/09/29	200,000,000	2016/06/07
67983	UBS AG	HSI R Bear CBBC Jan 2017 F	0.2500	22,050 per 10,000 units	21,850 per 10,000 units	2017/01/26	200,000,000	2016/06/07
67951	UBS AG	HSI R Bear CBBC Feb 2017 B	0.2500	20,830 per 10,000 units	20,630 per 10,000 units	2017/02/27	200,000,000	2016/06/07
67968	UBS AG	HSI R Bear CBBC Feb 2017 C	0.2500	21,150 per 10,000 units	20,950 per 10,000 units	2017/02/27	200,000,000	2016/06/07
68139	Credit Suisse AG	HSI R Bull CBBC Oct 2017 E	0.2500	20,600 per 10,000 units	20,800 per 10,000 units	2017/10/30	200,000,000	2016/06/08
68150	Credit Suisse AG	HSI R Bear CBBC Sep 2016 Y	0.2500	21,000 per 10,000 units	20,800 per 10,000 units	2016/09/29	200,000,000	2016/06/08
68141	Credit Suisse AG	HSI R Bear CBBC Oct 2016 M	0.2500	21,400 per 10,000 units	21,200 per 10,000 units	2016/10/28	200,000,000	2016/06/08
68110	Goldman Sachs SP (Asia)	HSI R Bull CBBC Sep 2017 D	0.2510	20,550 per 10,000 units	20,750 per 10,000 units	2017/09/28	200,000,000	2016/06/08
68061	HK Bank	China Life R Bull CBBC Jul 2017 B	0.2500	16.1800	16.6800	2017/07/31	50,000,000	2016/06/08
68062	HK Bank	CSOP A50 ETF R Bull CBBC Dec 2016 B	0.2500	10.5600	10.6600	2016/12/30	50,000,000	2016/06/08
68063	HK Bank	A50 R Bull CBBC Dec 2016 F	0.2500	9.3600	9.4600	2016/12/30	50,000,000	2016/06/08
68058	HK Bank	HKEX R Bull CBBC Jun 2017 D	0.2500	181.88 per 100 units	183.88 per 100 units	2017/06/05	50,000,000	2016/06/08
68054	HK Bank	Tencent R Bull CBBC Jul 2017 C	0.2500	150.88 per 100 units	152.38 per 100 units	2017/07/31	50,000,000	2016/06/08
68158	J P Morgan SP BV	CSOP A50 ETF R Bull CBBC Mar 2017 B	0.2500	10.3800	10.5800	2017/03/17	100,000,000	2016/06/08
68161	J P Morgan SP BV	A50 China R Bull CBBC Mar 2017 C	0.2500	9.4200	9.5800	2017/03/17	100,000,000	2016/06/08
68152	J P Morgan SP BV	HSI R Bull CBBC Sep 2017 Q	0.2500	20,500 per 10,000 units	20,700 per 10,000 units	2017/09/28	200,000,000	2016/06/08
68154	J P Morgan SP BV	HSI R Bull CBBC Oct 2017 L	0.2500	20,268 per 10,000 units	20,468 per 10,000 units	2017/10/30	150,000,000	2016/06/08
68167	J P Morgan SP BV	HSI R Bear CBBC Sep 2016 J	0.2500	21,000 per 10,000 units	20,800 per 10,000 units	2016/09/29	200,000,000	2016/06/08
68077	Macquarie Bank Ltd.	HSI R Bull CBBC Feb 2017 F	0.2500	20,200 per 20,000 units	20,400 per 20,000 units	2017/02/27	40,000,000	2016/06/08
68079	Macquarie Bank Ltd.	HSI R Bull CBBC Feb 2017 G	0.2500	20,000 per 20,000 units	20,200 per 20,000 units	2017/02/27	40,000,000	2016/06/08
68081	SG Issuer	HSCEI R Bull CBBC Jul 2017 E	0.2500	6,708 per 10,000 units	6,808 per 10,000 units	2017/07/28	200,000,000	2016/06/08
68083	SG Issuer	HSCEI R Bear CBBC Feb 2017 A	0.2500	9,188 per 10,000 units	9,088 per 10,000 units	2017/02/27	200,000,000	2016/06/08
68094	SG Issuer	HSCEI R Bear CBBC Feb 2017 B	0.2500	9,588 per 10,000 units	9,488 per 10,000 units	2017/02/27	200,000,000	2016/06/08
68095	SG Issuer	HSCEI R Bear CBBC Feb 2017 C	0.2500	9,988 per 10,000 units	9,888 per 10,000 units	2017/02/27	200,000,000	2016/06/08
68104	SG Issuer	HSCEI R Bear CBBC Feb 2017 D	0.2500	10,388 per 10,000 units	10,288 per 10,000 units	2017/02/27	200,000,000	2016/06/08
68105	SG Issuer	HSCEI R Bear CBBC Feb 2017 E	0.2500	10,788 per 10,000 units	10,688 per 10,000 units	2017/02/27	200,000,000	2016/06/08
68076	SG Issuer	HSI R Bull CBBC Jul 2017 D	0.2500	20,708 per 10,000 units	20,808 per 10,000 units	2017/07/28	200,000,000	2016/06/08
68073	SG Issuer	HSI R Bull CBBC Jul 2017 H	0.2500	20,508 per 10,000 units	20,608 per 10,000 units	2017/07/28	200,000,000	2016/06/08
68109	SG Issuer	HSI R Bear CBBC Sep 2016 A	0.2500	20,988 per 10,000 units	20,888 per 10,000 units	2016/09/29	200,000,000	2016/06/08
68128	UBS AG	HSI R Bull CBBC Sep 2017 F	0.2500	20,450 per 10,000 units	20,650 per 10,000 units	2017/09/28	200,000,000	2016/06/08
68111	UBS AG	HSI R Bull CBBC Oct 2017 F	0.2500	20,615 per 10,000 units	20,815 per 10,000 units	2017/10/30	200,000,000	2016/06/08

Newly listed callable bull/bear contracts (continued)

Code	Issuer	Name of issue	Issue prices (HK\$)	Strike price (HKD) / Strike level per 10 units	Call price (HKD) / Call level per 10 units	Expiry date	No. of issue (units)	Listing date
68114	UBS AG	HSI R Bear CBBC Jan 2017 G	0.2500	21,050 per 10,000 units	20,850 per 10,000 units	2017/01/26	200,000,000	2016/06/08
68124	UBS AG	Tencent R Bull CBBC Jun 2017 B	0.2500	162.50 per 100 units	165 per 100 units	2017/06/12	50,000,000	2016/06/08
68246	BNP Paribas Arbit Issu B.V.	CAM CSI300 R Bull CBBC Jun17 A	0.2500	34 per 100 units	35 per 100 units	2017/06/30	50,000,000	2016/06/10
68255	BNP Paribas Arbit Issu B.V.	Ch Mob R Bull CBBC Dec 2016 F	0.2500	82 per 100 units	84 per 100 units	2016/12/30	50,000,000	2016/06/10
68240	BNP Paribas Arbit Issu B.V.	A50 Ch R Bull CBBC Dec 2016 G	0.2500	9.2000	9.5000	2016/12/30	80,000,000	2016/06/10
68203	BNP Paribas Arbit Issu B.V.	HSCEI R Bull CBBC May 2017 C	0.2500	8,200 per 10,000 units	8,400 per 10,000 units	2017/05/29	100,000,000	2016/06/10
68185	BNP Paribas Arbit Issu B.V.	HSCEI R Bull CBBC Jun 2017 B	0.2500	8,000 per 10,000 units	8,200 per 10,000 units	2017/06/29	100,000,000	2016/06/10
68178	BNP Paribas Arbit Issu B.V.	HSI R Bear CBBC Mar 2017 C	0.2500	21,100 per 10,000 units	20,900 per 10,000 units	2017/03/30	250,000,000	2016/06/10
68251	BNP Paribas Arbit Issu B.V.	Tencent R Bull CBBC Dec 2016 C	0.2500	163 per 100 units	166 per 100 units	2016/12/30	50,000,000	2016/06/10
68226	Credit Suisse AG	HSI R Bull CBBC Jun 2017 Z	0.2500	20,598 per 12,000 units	20,838 per 12,000 units	2017/06/29	200,000,000	2016/06/10
68218	Credit Suisse AG	HSI R Bear CBBC Oct 2016 N	0.2500	21,050 per 10,000 units	20,850 per 10,000 units	2016/10/28	200,000,000	2016/06/10
68231	Goldman Sachs SP (Asia)	HSI R Bull CBBC Sep 2017 E	0.2510	20,659 per 10,000 units	20,859 per 10,000 units	2017/09/28	200,000,000	2016/06/10
68205	Goldman Sachs SP (Asia)	HSI R Bear CBBC Oct 2016 N	0.2520	21,000 per 10,000 units	20,800 per 10,000 units	2016/10/28	200,000,000	2016/06/10
68170	HK Bank	China Mobile R Bull CBBC Feb 2017 A	0.2500	83.68 per 100 units	84.88 per 100 units	2017/02/06	50,000,000	2016/06/10
68168	HK Bank	Lenovo R Bull CBBC Dec 2017 B	0.2500	3.4800	3.6800	2017/12/18	40,000,000	2016/06/10
68263	J P Morgan SP BV	CC Bank R Bull CBBC Jul 2017 A	0.2500	4.7800	4.8800	2017/07/21	100,000,000	2016/06/10
68260	J P Morgan SP BV	China Life R Bull CBBC Jul 2017 D	0.2500	16.2800	16.8800	2017/07/21	60,000,000	2016/06/10
68257	J P Morgan SP BV	HKEX R Bull CBBC Oct 2017 B	0.2500	184.88 per 100 units	186.88 per 100 units	2017/10/20	60,000,000	2016/06/10
68268	J P Morgan SP BV	HSI R Bull CBBC Dec 2017 G	0.2500	20,568 per 10,000 units	20,768 per 10,000 units	2017/12/28	150,000,000	2016/06/10
68270	J P Morgan SP BV	HSI R Bear CBBC Sep 2016 K	0.2500	21,148 per 10,000 units	20,948 per 10,000 units	2016/09/29	150,000,000	2016/06/10
68174	SG Issuer	HSI R Bull CBBC Jun 2017 A	0.2500	20,558 per 10,000 units	20,758 per 10,000 units	2017/06/29	200,000,000	2016/06/10
68176	SG Issuer	HSI R Bear CBBC Sep 2016 D	0.2500	20,888 per 10,000 units	20,788 per 10,000 units	2016/09/29	200,000,000	2016/06/10
68232	UBS AG	HSI R Bear CBBC Sep 2016 M	0.2500	20,961 per 10,000 units	20,761 per 10,000 units	2016/09/29	200,000,000	2016/06/10
68239	UBS AG	HSI R Bear CBBC Sep 2016 Q	0.2500	21,100 per 10,000 units	20,900 per 10,000 units	2016/09/29	200,000,000	2016/06/10
68288	BNP Paribas Arbit Issu B.V.	HSI R Bull CBBC May 2017 H	0.2500	20,700 per 10,000 units	20,900 per 10,000 units	2017/05/29	250,000,000	2016/06/13
68272	BNP Paribas Arbit Issu B.V.	HSI R Bear CBBC Feb 2017 I	0.2500	21,200 per 10,000 units	21,000 per 10,000 units	2017/02/27	250,000,000	2016/06/13
68302	Credit Suisse AG	HSI R Bull CBBC Sep 2017 C	0.2500	20,747 per 10,000 units	20,947 per 10,000 units	2017/09/28	200,000,000	2016/06/13
68294	Credit Suisse AG	HSI R Bear CBBC Oct 2016 O	0.2500	21,150 per 10,000 units	20,950 per 10,000 units	2016/10/28	200,000,000	2016/06/13
68300	Credit Suisse AG	HSI R Bear CBBC Oct 2016 P	0.2500	21,950 per 10,000 units	21,750 per 10,000 units	2016/10/28	200,000,000	2016/06/13
68349	Goldman Sachs SP (Asia)	HSI R Bull CBBC Sep 2017 F	0.2530	20,747 per 10,000 units	20,947 per 10,000 units	2017/09/28	200,000,000	2016/06/13
68290	Goldman Sachs SP (Asia)	HSI R Bear CBBC Oct 2016 O	0.2530	21,200 per 10,000 units	21,000 per 10,000 units	2016/10/28	200,000,000	2016/06/13
68346	J P Morgan SP BV	CAM CSI300 R Bull CBBC Sep 2017 A	0.2500	34.08 per 100 units	34.88 per 100 units	2017/09/15	100,000,000	2016/06/13
68335	J P Morgan SP BV	HSI R Bull CBBC Oct 2017 M	0.2500	20,468 per 10,000 units	20,668 per 10,000 units	2017/10/30	150,000,000	2016/06/13
68345	J P Morgan SP BV	HSI R Bull CBBC Oct 2017 N	0.2500	20,747 per 10,000 units	20,947 per 10,000 units	2017/10/30	200,000,000	2016/06/13
68309	J P Morgan SP BV	HSI R Bear CBBC Sep 2016 P	0.2500	21,200 per 10,000 units	21,000 per 10,000 units	2016/09/29	200,000,000	2016/06/13
68278	SG Issuer	HSI R Bull CBBC Jul 2017 I	0.2500	20,808 per 10,000 units	20,908 per 10,000 units	2017/07/28	200,000,000	2016/06/13
68282	SG Issuer	HSI R Bear CBBC Oct 2016 H	0.2500	21,138 per 10,000 units	20,938 per 10,000 units	2016/10/28	200,000,000	2016/06/13
68287	SG Issuer	HSI R Bear CBBC Oct 2016 I	0.2500	21,238 per 10,000 units	21,038 per 10,000 units	2016/10/28	200,000,000	2016/06/13
68308	UBS AG	HSI R Bull CBBC Oct 2017 G	0.2500	20,747 per 10,000 units	20,947 per 10,000 units	2017/10/30	200,000,000	2016/06/13
68306	UBS AG	HSI R Bear CBBC Sep 2016 T	0.2500	21,200 per 10,000 units	21,000 per 10,000 units	2016/09/29	200,000,000	2016/06/13
68363	BNP Paribas Arbit Issu B.V.	HSI R Bull CBBC Jun 2017 M	0.2500	20,800 per 10,000 units	21,000 per 10,000 units	2017/06/29	250,000,000	2016/06/14
68362	Credit Suisse AG	HSI R Bull CBBC Nov 2017 C	0.2500	20,830 per 10,000 units	21,030 per 10,000 units	2017/11/29	200,000,000	2016/06/14
68361	Credit Suisse AG	HSI R Bear CBBC Sep 2016 Z	0.2500	21,200 per 10,000 units	21,000 per 10,000 units	2016/09/29	200,000,000	2016/06/14

Newly listed callable bull/bear contracts (continued)

Code	Issuer	Name of issue	Issue prices (HK\$)	Strike price (HKD) / Strike level per 10 units	Call price (HKD) / Call level per 10 units	Expiry date	No. of issue (units)	Listing date
68381	Goldman Sachs SP (Asia)	HSI R Bull CBBC Oct 2017 C	0.2520	20,830 per 10,000 units	21,030 per 10,000 units	2017/10/30	200,000,000	2016/06/14
68356	Goldman Sachs SP (Asia)	HSI R Bear CBBC Oct 2016 P	0.2530	21,150 per 10,000 units	20,950 per 10,000 units	2016/10/28	200,000,000	2016/06/14
68400	J P Morgan SP BV	CC Bank R Bear CBBC Apr 2017 A	0.2500	5.5600	5.4800	2017/04/21	100,000,000	2016/06/14
68391	J P Morgan SP BV	HKEX R Bull CBBC Nov 2017 B	0.2500	188.88 per 100 units	190.88 per 100 units	2017/11/17	40,000,000	2016/06/14
68427	J P Morgan SP BV	HSI R Bull CBBC Sep 2017 R	0.2500	20,830 per 10,000 units	21,030 per 10,000 units	2017/09/28	200,000,000	2016/06/14
68389	J P Morgan SP BV	HSI R Bull CBBC Nov 2017 E	0.2500	20,700 per 10,000 units	20,900 per 10,000 units	2017/11/29	200,000,000	2016/06/14
68413	J P Morgan SP BV	HSI R Bear CBBC Sep 2016 Q	0.2500	21,848 per 10,000 units	21,648 per 10,000 units	2016/09/29	150,000,000	2016/06/14
68392	J P Morgan SP BV	Tencent R Bull CBBC Jul 2017 C	0.2500	170.38 per 100 units	172.88 per 100 units	2017/07/21	50,000,000	2016/06/14
68393	J P Morgan SP BV	Tencent R Bear CBBC May 2017 A	0.2800	200.88 per 100 units	198.08 per 100 units	2017/05/19	50,000,000	2016/06/14
68351	SG Issuer	HSI R Bear CBBC Sep 2016 E	0.2500	21,088 per 10,000 units	20,988 per 10,000 units	2016/09/29	200,000,000	2016/06/14
68366	UBS AG	HSI R Bull CBBC Oct 2017 H	0.2500	20,650 per 10,000 units	20,850 per 10,000 units	2017/10/30	200,000,000	2016/06/14
68368	UBS AG	HSI R Bull CBBC Nov 2017 H	0.2500	20,830 per 10,000 units	21,030 per 10,000 units	2017/11/29	200,000,000	2016/06/14
68367	UBS AG	HSI R Bear CBBC Jan 2017 H	0.2500	21,114 per 10,000 units	20,914 per 10,000 units	2017/01/26	200,000,000	2016/06/14
68535	BNP Paribas Arbit Issu B.V.	HSCEI R Bull CBBC Jun 2017 C	0.2500	8,400 per 10,000 units	8,600 per 10,000 units	2017/06/29	100,000,000	2016/06/15
68536	BNP Paribas Arbit Issu B.V.	HSCEI R Bear CBBC Mar 2017 C	0.2500	9,800 per 10,000 units	9,600 per 10,000 units	2017/03/30	100,000,000	2016/06/15
68537	BNP Paribas Arbit Issu B.V.	HSCEI R Bear CBBC Mar 2017 D	0.2500	10,200 per 10,000 units	10,000 per 10,000 units	2017/03/30	100,000,000	2016/06/15
68560	BNP Paribas Arbit Issu B.V.	HSI R Bull CBBC May 2017 N	0.2500	21,100 per 10,000 units	21,300 per 10,000 units	2017/05/29	250,000,000	2016/06/15
68533	BNP Paribas Arbit Issu B.V.	HSI R Bull CBBC May 2017 O	0.2500	20,900 per 10,000 units	21,100 per 10,000 units	2017/05/29	250,000,000	2016/06/15
68559	BNP Paribas Arbit Issu B.V.	HSI R Bull CBBC Jun 2017 N	0.2500	21,000 per 10,000 units	21,200 per 10,000 units	2017/06/29	250,000,000	2016/06/15
68430	BNP Paribas Arbit Issu B.V.	HSI R Bear CBBC Feb 2017 J	0.2500	21,400 per 10,000 units	21,200 per 10,000 units	2017/02/27	250,000,000	2016/06/15
68429	BNP Paribas Arbit Issu B.V.	HSI R Bear CBBC Mar 2017 I	0.2500	21,300 per 10,000 units	21,100 per 10,000 units	2017/03/30	250,000,000	2016/06/15
68534	BNP Paribas Arbit Issu B.V.	HSI R Bear CBBC Mar 2017 J	0.2500	21,500 per 10,000 units	21,300 per 10,000 units	2017/03/30	250,000,000	2016/06/15
68564	Credit Suisse AG	HSI R Bull CBBC Oct 2017 F	0.2500	21,128 per 10,000 units	21,328 per 10,000 units	2017/10/30	200,000,000	2016/06/15
68568	Credit Suisse AG	HSI R Bull CBBC Oct 2017 G	0.2500	20,950 per 10,000 units	21,150 per 10,000 units	2017/10/30	200,000,000	2016/06/15
68558	Credit Suisse AG	HSI R Bear CBBC Sep 2016 M	0.2500	21,500 per 10,000 units	21,300 per 10,000 units	2016/09/29	200,000,000	2016/06/15
68545	Credit Suisse AG	HSI R Bear CBBC Sep 2016 P	0.2500	21,300 per 10,000 units	21,100 per 10,000 units	2016/09/29	200,000,000	2016/06/15
68555	Credit Suisse AG	HSI R Bear CBBC Oct 2016 Q	0.2500	21,750 per 10,000 units	21,550 per 10,000 units	2016/10/28	200,000,000	2016/06/15
68556	Credit Suisse AG	HSI R Bear CBBC Oct 2016 R	0.2500	22,000 per 10,000 units	21,800 per 10,000 units	2016/10/28	200,000,000	2016/06/15
68557	Credit Suisse AG	HSI R Bear CBBC Nov 2016 A	0.2500	22,500 per 10,000 units	22,300 per 10,000 units	2016/11/29	200,000,000	2016/06/15
68684	Goldman Sachs SP (Asia)	HSI R Bear CBBC Oct 2016 Q	0.2510	21,400 per 10,000 units	21,200 per 10,000 units	2016/10/28	200,000,000	2016/06/15
68605	J P Morgan SP BV	CSOP A50 ETF R Bull CBBC Feb 2017 B	0.2500	10.6800	10.8800	2017/02/17	100,000,000	2016/06/15
68622	J P Morgan SP BV	HKEX R Bull CBBC Sep 2017 C	0.2500	191.88 per 100 units	193.88 per 100 units	2017/09/15	50,000,000	2016/06/15
68601	J P Morgan SP BV	HKEX R Bear CBBC Apr 2017 B	0.2500	208.88 per 100 units	206.08 per 100 units	2017/04/21	50,000,000	2016/06/15
68629	J P Morgan SP BV	HSI R Bull CBBC Aug 2017 V	0.2500	21,128 per 10,000 units	21,328 per 10,000 units	2017/08/30	200,000,000	2016/06/15
68644	J P Morgan SP BV	HSI R Bull CBBC Oct 2017 O	0.2500	20,900 per 10,000 units	21,100 per 10,000 units	2017/10/30	200,000,000	2016/06/15
68575	J P Morgan SP BV	HSI R Bear CBBC Sep 2016 L	0.2500	21,300 per 10,000 units	21,100 per 10,000 units	2016/09/29	200,000,000	2016/06/15
68580	J P Morgan SP BV	HSI R Bear CBBC Sep 2016 N	0.2500	21,500 per 10,000 units	21,300 per 10,000 units	2016/09/29	200,000,000	2016/06/15
68602	J P Morgan SP BV	Ping An R Bull CBBC Sep 2017 A	0.2500	34.28 per 100 units	34.88 per 100 units	2017/09/15	100,000,000	2016/06/15
68617	J P Morgan SP BV	Tencent R Bull CBBC Jun 2017 C	0.2500	173.38 per 100 units	175.88 per 100 units	2017/06/16	50,000,000	2016/06/15
68584	J P Morgan SP BV	Tencent R Bear CBBC Apr 2017 B	0.2900	204.88 per 100 units	202.08 per 100 units	2017/04/21	50,000,000	2016/06/15
68433	Macquarie Bank Ltd.	HSI R Bull CBBC Feb 2017 H	0.2500	20,400 per 20,000 units	20,600 per 20,000 units	2017/02/27	40,000,000	2016/06/15
68516	SG Issuer	CMob R Bull CBBC Oct 2017 B	0.2500	82.88 per 100 units	84.08 per 100 units	2017/10/30	100,000,000	2016/06/15
68517	SG Issuer	CMob R Bear CBBC Jan 2017 B	0.2500	101.08 per 100 units	99.88 per 100 units	2017/01/26	100,000,000	2016/06/15

Newly listed callable bull/bear contracts (continued)

Code	Issuer	Name of issue	Issue prices (HK\$)	Strike price (HKD) / Strike level per 10 units	Call price (HKD) / Call level per 10 units	Expiry date	No. of issue (units)	Listing date
68513	SG Issuer	China Life R Bull CBBC Aug 2017 B	0.2500	16.0800	16.5800	2017/08/30	40,000,000	2016/06/15
68515	SG Issuer	China Life R Bear CBBC Apr 2017 A	0.3200	20.3800	19.8800	2017/04/27	40,000,000	2016/06/15
68518	SG Issuer	HKEX R Bull CBBC Sep 2017 C	0.2500	175.08 per 100 units	177.08 per 100 units	2017/09/28	100,000,000	2016/06/15
68519	SG Issuer	HKEX R Bull CBBC Sep 2017 D	0.2500	178.08 per 100 units	180.08 per 100 units	2017/09/28	100,000,000	2016/06/15
68525	SG Issuer	HKEX R Bull CBBC Sep 2017 E	0.2500	181.08 per 100 units	183.08 per 100 units	2017/09/28	100,000,000	2016/06/15
68530	SG Issuer	HKEX R Bull CBBC Sep 2017 F	0.2500	184.08 per 100 units	186.08 per 100 units	2017/09/28	100,000,000	2016/06/15
68531	SG Issuer	HSBC R Bull CBBC Mar 2018 B	0.2500	45.58 per 100 units	47.08 per 100 units	2018/03/28	100,000,000	2016/06/15
68532	SG Issuer	HSBC R Bear CBBC Feb 2017 A	0.2500	59.38 per 100 units	57.88 per 100 units	2017/02/27	100,000,000	2016/06/15
68435	SG Issuer	HSI R Bull CBBC Oct 2017 A	0.2500	20,758 per 10,000 units	20,958 per 10,000 units	2017/10/30	200,000,000	2016/06/15
68437	SG Issuer	HSI R Bull CBBC Oct 2017 B	0.2500	20,858 per 10,000 units	21,058 per 10,000 units	2017/10/30	200,000,000	2016/06/15
68438	SG Issuer	HSI R Bull CBBC Oct 2017 C	0.2500	20,958 per 10,000 units	21,158 per 10,000 units	2017/10/30	200,000,000	2016/06/15
68476	SG Issuer	HSI R Bear CBBC Sep 2016 M	0.2500	22,388 per 10,000 units	22,288 per 10,000 units	2016/09/29	200,000,000	2016/06/15
68484	SG Issuer	HSI R Bear CBBC Sep 2016 O	0.2500	22,588 per 10,000 units	22,488 per 10,000 units	2016/09/29	200,000,000	2016/06/15
68512	SG Issuer	HSI R Bear CBBC Sep 2016 Q	0.2500	23,188 per 10,000 units	23,088 per 10,000 units	2016/09/29	200,000,000	2016/06/15
68497	SG Issuer	HSI R Bear CBBC Sep 2016 R	0.2500	22,788 per 10,000 units	22,688 per 10,000 units	2016/09/29	200,000,000	2016/06/15
68445	SG Issuer	HSI R Bear CBBC Sep 2016 S	0.2500	21,438 per 10,000 units	21,238 per 10,000 units	2016/09/29	200,000,000	2016/06/15
68466	SG Issuer	HSI R Bear CBBC Sep 2016 T	0.2500	22,188 per 10,000 units	22,088 per 10,000 units	2016/09/29	200,000,000	2016/06/15
68503	SG Issuer	HSI R Bear CBBC Sep 2016 U	0.2500	22,988 per 10,000 units	22,888 per 10,000 units	2016/09/29	200,000,000	2016/06/15
68448	SG Issuer	HSI R Bear CBBC Oct 2016 J	0.2500	21,838 per 10,000 units	21,638 per 10,000 units	2016/10/28	200,000,000	2016/06/15
68452	SG Issuer	HSI R Bear CBBC Oct 2016 K	0.2500	22,038 per 10,000 units	21,838 per 10,000 units	2016/10/28	200,000,000	2016/06/15
68474	SG Issuer	HSI R Bear CBBC Oct 2016 L	0.2500	22,288 per 10,000 units	22,188 per 10,000 units	2016/10/28	200,000,000	2016/06/15
68495	SG Issuer	HSI R Bear CBBC Oct 2016 M	0.2500	22,688 per 10,000 units	22,588 per 10,000 units	2016/10/28	200,000,000	2016/06/15
68498	SG Issuer	HSI R Bear CBBC Oct 2016 N	0.2500	22,888 per 10,000 units	22,788 per 10,000 units	2016/10/28	200,000,000	2016/06/15
68508	SG Issuer	HSI R Bear CBBC Oct 2016 O	0.2500	23,088 per 10,000 units	22,988 per 10,000 units	2016/10/28	200,000,000	2016/06/15
68538	SG Issuer	Ping An R Bull CBBC Sep 2017 C	0.2500	32.48 per 100 units	33.08 per 100 units	2017/09/28	100,000,000	2016/06/15
68539	SG Issuer	Ping An R Bear CBBC Jun 2017 A	0.2500	44.48 per 100 units	43.88 per 100 units	2017/06/29	100,000,000	2016/06/15
68540	SG Issuer	Tencent R Bull CBBC Aug 2017 C	0.2500	160.58 per 100 units	162.08 per 100 units	2017/08/30	100,000,000	2016/06/15
68542	SG Issuer	Tencent R Bull CBBC Aug 2017 D	0.2500	163.58 per 100 units	165.08 per 100 units	2017/08/30	100,000,000	2016/06/15
68543	SG Issuer	Tencent R Bear CBBC Jan 2017 A	0.2500	184.38 per 100 units	182.88 per 100 units	2017/01/26	100,000,000	2016/06/15
68544	SG Issuer	Tencent R Bear CBBC Feb 2017 B	0.2500	192.38 per 100 units	190.88 per 100 units	2017/02/27	100,000,000	2016/06/15
68657	UBS AG	HKEX R Bull CBBC Sep 2017 A	0.2500	182 per 100 units	185 per 100 units	2017/09/18	50,000,000	2016/06/15
68674	UBS AG	HSI R Bull CBBC Sep 2017 L	0.2500	21,000 per 10,000 units	21,200 per 10,000 units	2017/09/28	200,000,000	2016/06/15
68673	UBS AG	HSI R Bull CBBC Oct 2017 I	0.2500	21,128 per 10,000 units	21,328 per 10,000 units	2017/10/30	200,000,000	2016/06/15
68675	UBS AG	HSI R Bull CBBC Nov 2017 I	0.2500	20,800 per 10,000 units	21,000 per 10,000 units	2017/11/29	200,000,000	2016/06/15
68651	UBS AG	HSI R Bear CBBC Sep 2016 N	0.2500	21,400 per 10,000 units	21,200 per 10,000 units	2016/09/29	200,000,000	2016/06/15
68649	UBS AG	HSI R Bear CBBC Sep 2016 Y	0.2500	21,231 per 10,000 units	21,031 per 10,000 units	2016/09/29	200,000,000	2016/06/15
68652	UBS AG	Tencent R Bear CBBC Jan 2017 A	0.2500	187.50 per 100 units	185 per 100 units	2017/01/09	50,000,000	2016/06/15
68728	Credit Suisse AG	HSI R Bull CBBC Nov 2017 D	0.2500	21,050 per 10,000 units	21,250 per 10,000 units	2017/11/29	200,000,000	2016/06/16
68729	Credit Suisse AG	HSI R Bull CBBC Nov 2017 E	0.2500	20,888 per 10,000 units	21,088 per 10,000 units	2017/11/29	200,000,000	2016/06/16
68730	Credit Suisse AG	HSI R Bear CBBC Oct 2016 S	0.2500	21,550 per 10,000 units	21,350 per 10,000 units	2016/10/28	200,000,000	2016/06/16
68696	Goldman Sachs SP (Asia)	HSI R Bull CBBC Oct 2017 D	0.2520	21,100 per 10,000 units	21,300 per 10,000 units	2017/10/30	200,000,000	2016/06/16
68699	Goldman Sachs SP (Asia)	HSI R Bull CBBC Oct 2017 E	0.2530	20,900 per 10,000 units	21,100 per 10,000 units	2017/10/30	200,000,000	2016/06/16
68712	Goldman Sachs SP (Asia)	HSI R Bear CBBC Oct 2016 R	0.2520	21,500 per 10,000 units	21,300 per 10,000 units	2016/10/28	200,000,000	2016/06/16

Newly listed callable bull/bear contracts (continued)

Code	Issuer	Name of issue	Issue prices (HK\$)	Strike price (HKD) / Strike level per 10 units	Call price (HKD) / Call level per 10 units	Expiry date	No. of issue (units)	Listing date
68689	HK Bank	HKEX R Bull CBBC Sep 2017 B	0.2500	185.88 per 100 units	187.88 per 100 units	2017/09/29	50,000,000	2016/06/16
68691	HK Bank	HSCEI R Bull CBBC Sep 2017 A	0.2500	8,538 per 10,000 units	8,638 per 10,000 units	2017/09/28	60,000,000	2016/06/16
68685	HK Bank	HSI R Bull CBBC Aug 2017 B	0.2500	20,688 per 15,000 units	20,888 per 15,000 units	2017/08/30	150,000,000	2016/06/16
68693	HK Bank	Tencent R Bull CBBC Jan 2017 F	0.2500	172.38 per 100 units	173.88 per 100 units	2017/01/16	50,000,000	2016/06/16
68694	HK Bank	Tencent R Bear CBBC Sep 2017 A	0.5000	222.88 per 100 units	220.88 per 100 units	2017/09/25	40,000,000	2016/06/16
68744	J P Morgan SP BV	HSI R Bull CBBC Oct 2017 P	0.2500	21,000 per 10,000 units	21,200 per 10,000 units	2017/10/30	200,000,000	2016/06/16
68746	J P Morgan SP BV	HSI R Bull CBBC Nov 2017 F	0.2500	20,800 per 10,000 units	21,000 per 10,000 units	2017/11/29	200,000,000	2016/06/16
68769	J P Morgan SP BV	HSI R Bear CBBC Oct 2016 M	0.2500	21,588 per 10,000 units	21,388 per 10,000 units	2016/10/28	150,000,000	2016/06/16
68700	SG Issuer	HSI R Bull CBBC Sep 2017 A	0.2500	20,908 per 10,000 units	21,008 per 10,000 units	2017/09/28	200,000,000	2016/06/16
68702	SG Issuer	HSI R Bull CBBC Sep 2017 B	0.2500	21,108 per 10,000 units	21,208 per 10,000 units	2017/09/28	200,000,000	2016/06/16
68704	SG Issuer	HSI R Bull CBBC Oct 2017 D	0.2500	21,208 per 10,000 units	21,308 per 10,000 units	2017/10/30	200,000,000	2016/06/16
68706	SG Issuer	HSI R Bear CBBC Sep 2016 L	0.2500	22,138 per 10,000 units	21,938 per 10,000 units	2016/09/29	200,000,000	2016/06/16
68705	SG Issuer	HSI R Bear CBBC Oct 2016 P	0.2500	21,538 per 10,000 units	21,338 per 10,000 units	2016/10/28	200,000,000	2016/06/16
68711	SG Issuer	HSI R Bear CBBC Oct 2016 Q	0.2500	22,538 per 10,000 units	22,338 per 10,000 units	2016/10/28	200,000,000	2016/06/16
68740	UBS AG	CAM CSI300 R Bull CBBC Aug 2017 A	0.2500	34.08 per 100 units	35.08 per 100 units	2017/08/21	50,000,000	2016/06/16
68733	UBS AG	HSI R Bull CBBC Sep 2017 P	0.2500	21,100 per 10,000 units	21,300 per 10,000 units	2017/09/28	200,000,000	2016/06/16
68737	UBS AG	HSI R Bull CBBC Nov 2017 J	0.2500	20,950 per 10,000 units	21,150 per 10,000 units	2017/11/29	200,000,000	2016/06/16
68743	UBS AG	HSI R Bear CBBC Sep 2016 R	0.2500	21,458 per 12,000 units	21,258 per 12,000 units	2016/09/29	200,000,000	2016/06/16
68739	UBS AG	Ping An R Bull CBBC Oct 2017 A	0.2500	33 per 100 units	34 per 100 units	2017/10/09	50,000,000	2016/06/16
68789	Credit Suisse AG	HSI R Bull CBBC Nov 2017 F	0.2500	21,000 per 10,000 units	21,200 per 10,000 units	2017/11/29	200,000,000	2016/06/17
68801	Credit Suisse AG	HSI R Bear CBBC Oct 2016 T	0.2500	21,250 per 10,000 units	21,050 per 10,000 units	2016/10/28	200,000,000	2016/06/17
68808	Credit Suisse AG	HSI R Bear CBBC Oct 2016 U	0.2500	21,378 per 10,000 units	21,178 per 10,000 units	2016/10/28	200,000,000	2016/06/17
68794	Bank of East Asia	China Mobile R Bull CBBC Dec 2017 A	0.2500	79.88 per 100 units	81.88 per 100 units	2017/12/14	40,000,000	2016/06/17
68790	Bank of East Asia	Lenovo R Bull CBBC Sep 2017 A	0.2500	4.0800	4.2800	2017/09/01	60,000,000	2016/06/17
68795	Goldman Sachs SP (Asia)	HSI R Bull CBBC Sep 2017 G	0.2550	20,950 per 10,000 units	21,150 per 10,000 units	2017/09/28	200,000,000	2016/06/17
68834	Goldman Sachs SP (Asia)	HSI R Bear CBBC Oct 2016 S	0.2530	21,243 per 10,000 units	21,043 per 10,000 units	2016/10/28	200,000,000	2016/06/17
68823	J P Morgan SP BV	HSI R Bull CBBC Sep 2017 S	0.2500	21,097 per 10,000 units	21,297 per 10,000 units	2017/09/28	150,000,000	2016/06/17
68829	J P Morgan SP BV	HSI R Bull CBBC Sep 2017 T	0.2500	20,428 per 10,000 units	20,528 per 10,000 units	2017/09/28	200,000,000	2016/06/17
68770	SG Issuer	HSI R Bull CBBC Sep 2017 C	0.2500	21,008 per 10,000 units	21,108 per 10,000 units	2017/09/28	200,000,000	2016/06/17
68772	SG Issuer	HSI R Bull CBBC Oct 2017 E	0.2500	21,058 per 10,000 units	21,258 per 10,000 units	2017/10/30	200,000,000	2016/06/17
68786	SG Issuer	HSI R Bear CBBC Sep 2016 N	0.2500	22,338 per 10,000 units	22,138 per 10,000 units	2016/09/29	200,000,000	2016/06/17
68787	SG Issuer	HSI R Bear CBBC Sep 2016 V	0.2500	21,288 per 10,000 units	21,188 per 10,000 units	2016/09/29	200,000,000	2016/06/17
68782	SG Issuer	HSI R Bear CBBC Oct 2016 R	0.2500	22,088 per 10,000 units	21,988 per 10,000 units	2016/10/28	200,000,000	2016/06/17
68810	UBS AG	HSI R Bull CBBC Sep 2017 K	0.2500	20,900 per 10,000 units	21,100 per 10,000 units	2017/09/28	200,000,000	2016/06/17
68809	UBS AG	HSI R Bull CBBC Oct 2017 J	0.2500	21,050 per 12,000 units	21,250 per 12,000 units	2017/10/30	200,000,000	2016/06/17
68812	UBS AG	HSI R Bear CBBC Sep 2016 J	0.2500	21,300 per 10,000 units	21,100 per 10,000 units	2016/09/29	200,000,000	2016/06/17
68813	UBS AG	HSI R Bear CBBC Sep 2016 O	0.2500	21,500 per 10,000 units	21,300 per 10,000 units	2016/09/29	200,000,000	2016/06/17
68845	BNP Paribas Arbit Issu B.V.	HSI R Bull CBBC May 2017 P	0.2500	20,300 per 10,000 units	20,500 per 10,000 units	2017/05/29	250,000,000	2016/06/20
68852	BNP Paribas Arbit Issu B.V.	HSI R Bull CBBC Jun 2017 K	0.2500	20,600 per 10,000 units	20,800 per 10,000 units	2017/06/29	250,000,000	2016/06/20
68848	BNP Paribas Arbit Issu B.V.	HSI R Bull CBBC Jun 2017 O	0.2500	20,400 per 10,000 units	20,600 per 10,000 units	2017/06/29	250,000,000	2016/06/20
68917	BNP Paribas Arbit Issu B.V.	HSI R Bear CBBC Feb 2017 M	0.2500	20,800 per 10,000 units	20,600 per 10,000 units	2017/02/27	250,000,000	2016/06/20
68927	BNP Paribas Arbit Issu B.V.	HSI R Bear CBBC Feb 2017 N	0.2500	21,000 per 10,000 units	20,800 per 10,000 units	2017/02/27	250,000,000	2016/06/20
68930	BNP Paribas Arbit Issu B.V.	HSI R Bear CBBC Mar 2017 K	0.2500	21,100 per 10,000 units	20,900 per 10,000 units	2017/03/30	250,000,000	2016/06/20

Newly listed callable bull/bear contracts (continued)

Code	Issuer	Name of issue	Issue prices (HK\$)	Strike price (HKD) / Strike level per 10 units	Call price (HKD) / Call level per 10 units	Expiry date	No. of issue (units)	Listing date
68870	Credit Suisse AG	HSI R Bull CBBC Sep 2017 D	0.2500	20,750 per 10,000 units	20,950 per 10,000 units	2017/09/28	200,000,000	2016/06/20
68875	Credit Suisse AG	HSI R Bull CBBC Sep 2017 E	0.2500	20,500 per 10,000 units	20,700 per 10,000 units	2017/09/28	200,000,000	2016/06/20
68880	Credit Suisse AG	HSI R Bull CBBC Sep 2017 F	0.2500	20,300 per 10,000 units	20,500 per 10,000 units	2017/09/28	200,000,000	2016/06/20
68996	Credit Suisse AG	HSI R Bull CBBC Sep 2017 G	0.2500	19,950 per 10,000 units	20,150 per 10,000 units	2017/09/28	200,000,000	2016/06/20
68882	Credit Suisse AG	HSI R Bear CBBC Sep 2016 N	0.2500	21,100 per 10,000 units	20,900 per 10,000 units	2016/09/29	200,000,000	2016/06/20
68888	Credit Suisse AG	HSI R Bear CBBC Sep 2016 O	0.2500	20,900 per 10,000 units	20,700 per 10,000 units	2016/09/29	200,000,000	2016/06/20
68942	Credit Suisse AG	HSI R Bear CBBC Sep 2016 Q	0.2500	20,713 per 10,000 units	20,513 per 10,000 units	2016/09/29	200,000,000	2016/06/20
68896	Goldman Sachs SP (Asia)	HSI R Bull CBBC Sep 2017 H	0.2510	20,200 per 10,000 units	20,400 per 10,000 units	2017/09/28	200,000,000	2016/06/20
68855	Goldman Sachs SP (Asia)	HSI R Bull CBBC Oct 2017 F	0.2520	20,842 per 10,000 units	21,042 per 10,000 units	2017/10/30	200,000,000	2016/06/20
68857	Goldman Sachs SP (Asia)	HSI R Bull CBBC Oct 2017 G	0.2510	20,500 per 10,000 units	20,700 per 10,000 units	2017/10/30	200,000,000	2016/06/20
68949	Goldman Sachs SP (Asia)	HSI R Bear CBBC Oct 2016 T	0.2520	20,713 per 10,000 units	20,513 per 10,000 units	2016/10/28	200,000,000	2016/06/20
68951	Goldman Sachs SP (Asia)	HSI R Bear CBBC Oct 2016 U	0.2530	21,000 per 10,000 units	20,800 per 10,000 units	2016/10/28	200,000,000	2016/06/20
68869	HK Bank	HSI R Bear CBBC Dec 2016 P	0.2500	21,088 per 15,000 units	20,888 per 15,000 units	2016/12/29	150,000,000	2016/06/20
68868	HK Bank	HSI R Bear CBBC Feb 2017 I	0.2500	21,288 per 15,000 units	21,088 per 15,000 units	2017/02/27	150,000,000	2016/06/20
68858	HK Bank	HSI R Bear CBBC Mar 2017 F	0.2500	21,488 per 15,000 units	21,288 per 15,000 units	2017/03/30	150,000,000	2016/06/20
68843	Haitong Int'l Sec	HSI R Bull CBBC Oct 2017 A	0.2530	19,800 per 10,000 units	20,000 per 10,000 units	2017/10/30	200,000,000	2016/06/20
68844	Haitong Int'l Sec	HSI R Bear CBBC Mar 2017 A	0.2500	21,700 per 10,000 units	21,500 per 10,000 units	2017/03/30	200,000,000	2016/06/20
69005	J P Morgan SP BV	CC Bank R Bull CBBC Feb 2017 B	0.2500	4.5800	4.6800	2017/02/17	100,000,000	2016/06/20
69004	J P Morgan SP BV	Galaxy Ent R Bear CBBC Mar 2017 B	0.2500	28.88 per 100 units	26.88 per 100 units	2017/03/17	100,000,000	2016/06/20
69011	J P Morgan SP BV	HSCEI R Bull CBBC Sep 2017 C	0.2500	7,500 per 10,000 units	7,700 per 10,000 units	2017/09/28	100,000,000	2016/06/20
69007	J P Morgan SP BV	HSCEI R Bear CBBC Jan 2017 A	0.2500	9,400 per 10,000 units	9,200 per 10,000 units	2017/01/26	100,000,000	2016/06/20
69020	J P Morgan SP BV	HSI R Bull CBBC Sep 2017 U	0.2500	19,828 per 10,000 units	19,928 per 10,000 units	2017/09/28	200,000,000	2016/06/20
68910	J P Morgan SP BV	HSI R Bull CBBC Oct 2017 Q	0.2500	20,600 per 10,000 units	20,800 per 10,000 units	2017/10/30	200,000,000	2016/06/20
68908	J P Morgan SP BV	HSI R Bull CBBC Nov 2017 G	0.2500	20,842 per 10,000 units	21,042 per 10,000 units	2017/11/29	200,000,000	2016/06/20
68911	J P Morgan SP BV	HSI R Bull CBBC Nov 2017 H	0.2500	20,400 per 10,000 units	20,600 per 10,000 units	2017/11/29	200,000,000	2016/06/20
69022	J P Morgan SP BV	HSI R Bear CBBC Sep 2016 M	0.2500	20,713 per 10,000 units	20,513 per 10,000 units	2016/09/29	200,000,000	2016/06/20
69023	J P Morgan SP BV	HSI R Bear CBBC Oct 2016 N	0.2500	21,000 per 10,000 units	20,800 per 10,000 units	2016/10/28	200,000,000	2016/06/20
69028	J P Morgan SP BV	HSI R Bear CBBC Nov 2016 A	0.2500	21,448 per 10,000 units	21,248 per 10,000 units	2016/11/29	150,000,000	2016/06/20
68893	Macquarie Bank Ltd.	HSI R Bear CBBC Feb 2017 A	0.2500	21,250 per 20,000 units	21,050 per 20,000 units	2017/02/27	40,000,000	2016/06/20
68895	Macquarie Bank Ltd.	HSI R Bear CBBC Feb 2017 B	0.2500	21,450 per 20,000 units	21,250 per 20,000 units	2017/02/27	40,000,000	2016/06/20
68837	SG Issuer	HSI R Bull CBBC Sep 2017 D	0.2500	20,508 per 10,000 units	20,608 per 10,000 units	2017/09/28	200,000,000	2016/06/20
68841	SG Issuer	HSI R Bull CBBC Sep 2017 E	0.2500	20,808 per 10,000 units	20,908 per 10,000 units	2017/09/28	200,000,000	2016/06/20
68836	SG Issuer	HSI R Bull CBBC Oct 2017 F	0.2500	20,008 per 10,000 units	20,108 per 10,000 units	2017/10/30	200,000,000	2016/06/20
68840	SG Issuer	HSI R Bull CBBC Oct 2017 G	0.2500	20,558 per 10,000 units	20,758 per 10,000 units	2017/10/30	200,000,000	2016/06/20
68938	SG Issuer	HSI R Bear CBBC Sep 2016 J	0.2500	20,788 per 10,000 units	20,688 per 10,000 units	2016/09/29	200,000,000	2016/06/20
68941	SG Issuer	HSI R Bear CBBC Sep 2016 K	0.2500	21,188 per 10,000 units	21,088 per 10,000 units	2016/09/29	200,000,000	2016/06/20
68932	SG Issuer	HSI R Bear CBBC Oct 2016 S	0.2500	20,738 per 10,000 units	20,538 per 10,000 units	2016/10/28	200,000,000	2016/06/20
68940	SG Issuer	HSI R Bear CBBC Oct 2016 T	0.2500	21,038 per 10,000 units	20,838 per 10,000 units	2016/10/28	200,000,000	2016/06/20
68978	UBS AG	HSI R Bull CBBC Sep 2017 M	0.2500	20,700 per 10,000 units	20,900 per 10,000 units	2017/09/28	200,000,000	2016/06/20
68985	UBS AG	HSI R Bull CBBC Sep 2017 N	0.2500	20,250 per 10,000 units	20,450 per 10,000 units	2017/09/28	200,000,000	2016/06/20
68976	UBS AG	HSI R Bull CBBC Oct 2017 K	0.2500	20,842 per 12,000 units	21,042 per 12,000 units	2017/10/30	200,000,000	2016/06/20
68981	UBS AG	HSI R Bull CBBC Nov 2017 K	0.2500	20,550 per 12,000 units	20,750 per 12,000 units	2017/11/29	200,000,000	2016/06/20
68984	UBS AG	HSI R Bull CBBC Dec 2017 B	0.2500	20,400 per 10,000 units	20,600 per 10,000 units	2017/12/28	200,000,000	2016/06/20

Newly listed callable bull/bear contracts (continued)

Code	Issuer	Name of issue	Issue prices (HK\$)	Strike price (HKD) / Strike level per 10 units	Call price (HKD) / Call level per 10 units	Expiry date	No. of issue (units)	Listing date
68990	UBS AG	HSI R Bear CBBC Sep 2016 E	0.2500	20,850 per 10,000 units	20,650 per 10,000 units	2016/09/29	200,000,000	2016/06/20
68994	UBS AG	HSI R Bear CBBC Sep 2016 P	0.2500	21,150 per 10,000 units	20,950 per 10,000 units	2016/09/29	200,000,000	2016/06/20
68988	UBS AG	HSI R Bear CBBC Sep 2016 S	0.2500	20,713 per 10,000 units	20,513 per 10,000 units	2016/09/29	200,000,000	2016/06/20
68993	UBS AG	HSI R Bear CBBC Sep 2016 Z	0.2500	21,000 per 10,000 units	20,800 per 10,000 units	2016/09/29	200,000,000	2016/06/20
69086	BNP Paribas Arbit Issu B.V.	HSI R Bull CBBC Jun 2017 L	0.2500	20,200 per 10,000 units	20,400 per 10,000 units	2017/06/29	250,000,000	2016/06/21
69103	BNP Paribas Arbit Issu B.V.	HSI R Bear CBBC Feb 2017 X	0.2500	20,600 per 10,000 units	20,400 per 10,000 units	2017/02/27	250,000,000	2016/06/21
69088	BNP Paribas Arbit Issu B.V.	HSI R Bear CBBC Mar 2017 T	0.2500	20,900 per 10,000 units	20,700 per 10,000 units	2017/03/30	250,000,000	2016/06/21
69087	BNP Paribas Arbit Issu B.V.	HSI R Bear CBBC Mar 2017 V	0.2500	20,700 per 10,000 units	20,500 per 10,000 units	2017/03/30	250,000,000	2016/06/21
69101	Credit Suisse AG	HSI R Bull CBBC Oct 2017 H	0.2500	20,250 per 10,000 units	20,450 per 10,000 units	2017/10/30	200,000,000	2016/06/21
69143	Credit Suisse AG	HSI R Bear CBBC Sep 2016 J	0.2500	20,588 per 10,000 units	20,388 per 10,000 units	2016/09/29	200,000,000	2016/06/21
69145	Credit Suisse AG	HSI R Bear CBBC Oct 2016 V	0.2500	20,800 per 10,000 units	20,600 per 10,000 units	2016/10/28	200,000,000	2016/06/21
69146	Credit Suisse AG	HSI R Bear CBBC Oct 2016 W	0.2500	21,000 per 10,000 units	20,800 per 10,000 units	2016/10/28	200,000,000	2016/06/21
69071	Goldman Sachs SP (Asia)	HSI R Bull CBBC Sep 2017 I	0.2540	20,300 per 10,000 units	20,500 per 10,000 units	2017/09/28	200,000,000	2016/06/21
69183	Goldman Sachs SP (Asia)	HSI R Bear CBBC Sep 2016 K	0.2510	20,588 per 10,000 units	20,388 per 10,000 units	2016/09/29	200,000,000	2016/06/21
69184	Goldman Sachs SP (Asia)	HSI R Bear CBBC Oct 2016 V	0.2540	20,900 per 10,000 units	20,700 per 10,000 units	2016/10/28	200,000,000	2016/06/21
69147	J P Morgan SP BV	HSI R Bull CBBC Jun 2017 Y	0.2500	20,200 per 10,000 units	20,400 per 10,000 units	2017/06/29	200,000,000	2016/06/21
69163	J P Morgan SP BV	HSI R Bear CBBC Sep 2016 I	0.2500	20,800 per 10,000 units	20,600 per 10,000 units	2016/09/29	200,000,000	2016/06/21
69180	J P Morgan SP BV	HSI R Bear CBBC Sep 2016 R	0.2500	20,588 per 10,000 units	20,388 per 10,000 units	2016/09/29	200,000,000	2016/06/21
69178	J P Morgan SP BV	HSI R Bear CBBC Oct 2016 O	0.2500	21,100 per 10,000 units	20,900 per 10,000 units	2016/10/28	200,000,000	2016/06/21
69073	Macquarie Bank Ltd.	HSI R Bear CBBC Feb 2017 C	0.2500	21,050 per 20,000 units	20,850 per 20,000 units	2017/02/27	40,000,000	2016/06/21
69079	Macquarie Bank Ltd.	HSI R Bear CBBC Feb 2017 D	0.2500	21,550 per 20,000 units	21,350 per 20,000 units	2017/02/27	40,000,000	2016/06/21
69029	SG Issuer	HSI R Bull CBBC Nov 2017 A	0.2500	20,408 per 10,000 units	20,508 per 10,000 units	2017/11/29	200,000,000	2016/06/21
69037	SG Issuer	HSI R Bear CBBC Sep 2016 P	0.2500	20,688 per 10,000 units	20,588 per 10,000 units	2016/09/29	200,000,000	2016/06/21
69053	SG Issuer	HSI R Bear CBBC Sep 2016 W	0.2500	20,988 per 10,000 units	20,888 per 10,000 units	2016/09/29	200,000,000	2016/06/21
69038	SG Issuer	HSI R Bear CBBC Oct 2016 U	0.2500	20,938 per 10,000 units	20,738 per 10,000 units	2016/10/28	200,000,000	2016/06/21
69058	SG Issuer	HSI R Bear CBBC Oct 2016 V	0.2500	21,338 per 10,000 units	21,138 per 10,000 units	2016/10/28	200,000,000	2016/06/21
69118	UBS AG	HSCEI R Bear CBBC Sep 2016 B	0.2500	9,100 per 10,000 units	8,900 per 10,000 units	2016/09/29	100,000,000	2016/06/21
69108	UBS AG	HSI R Bull CBBC Sep 2017 Q	0.2500	20,200 per 10,000 units	20,400 per 10,000 units	2017/09/28	200,000,000	2016/06/21
69107	UBS AG	HSI R Bull CBBC Nov 2017 L	0.2500	20,312 per 10,000 units	20,512 per 10,000 units	2017/11/29	200,000,000	2016/06/21
69119	UBS AG	HSI R Bear CBBC Sep 2016 V	0.2500	20,588 per 10,000 units	20,388 per 10,000 units	2016/09/29	200,000,000	2016/06/21
69132	UBS AG	HSI R Bear CBBC Sep 2016 W	0.2500	20,900 per 10,000 units	20,700 per 10,000 units	2016/09/29	200,000,000	2016/06/21
69122	UBS AG	HSI R Bear CBBC Oct 2016 L	0.2500	20,750 per 12,000 units	20,550 per 12,000 units	2016/10/28	200,000,000	2016/06/21
69136	UBS AG	HSI R Bear CBBC Oct 2016 M	0.2500	21,050 per 10,000 units	20,850 per 10,000 units	2016/10/28	200,000,000	2016/06/21
69141	UBS AG	HSI R Bear CBBC Feb 2017 D	0.2500	21,350 per 10,000 units	21,150 per 10,000 units	2017/02/27	200,000,000	2016/06/21
69241	BNP Paribas Arbit Issu B.V.	HSI R Bull CBBC May 2017 L	0.2500	20,100 per 10,000 units	20,300 per 10,000 units	2017/05/29	250,000,000	2016/06/22
69240	BNP Paribas Arbit Issu B.V.	HSI R Bull CBBC Jun 2017 J	0.2500	20,000 per 10,000 units	20,200 per 10,000 units	2017/06/29	250,000,000	2016/06/22
69268	Credit Suisse AG	HSI R Bull CBBC Sep 2017 H	0.2500	20,200 per 10,000 units	20,400 per 10,000 units	2017/09/28	200,000,000	2016/06/22
69267	Credit Suisse AG	HSI R Bull CBBC Oct 2017 I	0.2500	20,000 per 10,000 units	20,200 per 10,000 units	2017/10/30	200,000,000	2016/06/22
69270	Credit Suisse AG	HSI R Bear CBBC Oct 2016 X	0.2500	20,718 per 12,000 units	20,468 per 12,000 units	2016/10/28	200,000,000	2016/06/22
69264	Credit Suisse AG	HSI R Bear CBBC Nov 2016 B	0.2500	20,850 per 10,000 units	20,650 per 10,000 units	2016/11/29	200,000,000	2016/06/22
69265	Credit Suisse AG	HSI R Bear CBBC Nov 2016 C	0.2500	21,050 per 10,000 units	20,850 per 10,000 units	2016/11/29	200,000,000	2016/06/22
69255	Goldman Sachs SP (Asia)	HSI R Bull CBBC Nov 2017 A	0.2510	20,267 per 10,000 units	20,467 per 10,000 units	2017/11/29	200,000,000	2016/06/22
69254	Goldman Sachs SP (Asia)	HSI R Bear CBBC Sep 2016 L	0.2530	20,800 per 10,000 units	20,600 per 10,000 units	2016/09/29	200,000,000	2016/06/22

Newly listed callable bull/bear contracts (continued)

Code	Issuer	Name of issue	Issue prices (HK\$)	Strike price (HKD) / Strike level per 10 units	Call price (HKD) / Call level per 10 units	Expiry date	No. of issue (units)	Listing date
69291	J P Morgan SP BV	HKEX R Bull CBBC Jun 2017 C	0.2500	174.88 per 100 units	176.88 per 100 units	2017/06/16	50,000,000	2016/06/22
69292	J P Morgan SP BV	HKEX R Bear CBBC Nov 2016 B	0.2500	195.68 per 100 units	192.88 per 100 units	2016/11/18	50,000,000	2016/06/22
69309	J P Morgan SP BV	HSI R Bull CBBC Aug 2017 W	0.2500	20,000 per 10,000 units	20,200 per 10,000 units	2017/08/30	200,000,000	2016/06/22
69295	J P Morgan SP BV	HSI R Bull CBBC Oct 2017 R	0.2500	20,267 per 10,000 units	20,467 per 10,000 units	2017/10/30	200,000,000	2016/06/22
69317	J P Morgan SP BV	HSI R Bear CBBC Sep 2016 S	0.2500	20,900 per 10,000 units	20,700 per 10,000 units	2016/09/29	200,000,000	2016/06/22
69323	J P Morgan SP BV	HSI R Bear CBBC Nov 2016 B	0.2500	21,248 per 10,000 units	21,048 per 10,000 units	2016/11/29	150,000,000	2016/06/22
69249	SG Issuer	HSI R Bull CBBC Oct 2017 H	0.2500	20,258 per 10,000 units	20,458 per 10,000 units	2017/10/30	200,000,000	2016/06/22
69248	SG Issuer	HSI R Bull CBBC Nov 2017 B	0.2500	20,208 per 10,000 units	20,308 per 10,000 units	2017/11/29	200,000,000	2016/06/22
69233	SG Issuer	HSI R Bear CBBC Sep 2016 I	0.2500	20,888 per 10,000 units	20,788 per 10,000 units	2016/09/29	200,000,000	2016/06/22
69190	SG Issuer	HSI R Bear CBBC Sep 2016 X	0.2500	20,488 per 10,000 units	20,388 per 10,000 units	2016/09/29	200,000,000	2016/06/22
69214	SG Issuer	HSI R Bear CBBC Oct 2016 W	0.2500	20,738 per 10,000 units	20,638 per 10,000 units	2016/10/28	200,000,000	2016/06/22
69277	UBS AG	HSI R Bull CBBC Oct 2017 L	0.2500	20,150 per 10,000 units	20,350 per 10,000 units	2017/10/30	200,000,000	2016/06/22
69283	UBS AG	HSI R Bull CBBC Nov 2017 M	0.2500	20,000 per 10,000 units	20,200 per 10,000 units	2017/11/29	200,000,000	2016/06/22
69273	UBS AG	HSI R Bear CBBC Jan 2017 I	0.2500	20,800 per 10,000 units	20,600 per 10,000 units	2017/01/26	200,000,000	2016/06/22
69274	UBS AG	HSI R Bear CBBC Jan 2017 J	0.2500	20,950 per 12,000 units	20,750 per 12,000 units	2017/01/26	200,000,000	2016/06/22
69271	UBS AG	HSI R Bear CBBC Feb 2017 E	0.2500	20,650 per 10,000 units	20,450 per 10,000 units	2017/02/27	200,000,000	2016/06/22
69365	BNP Paribas Arbit Issu B.V.	HSI R Bull CBBC May 2017 M	0.2500	19,900 per 10,000 units	20,100 per 10,000 units	2017/05/29	250,000,000	2016/06/23
69378	BNP Paribas Arbit Issu B.V.	HSI R Bull CBBC Jun 2017 P	0.2500	19,800 per 10,000 units	20,000 per 10,000 units	2017/06/29	250,000,000	2016/06/23
69381	BNP Paribas Arbit Issu B.V.	HSI R Bear CBBC Feb 2017 U	0.2500	20,400 per 10,000 units	20,200 per 10,000 units	2017/02/27	250,000,000	2016/06/23
69379	BNP Paribas Arbit Issu B.V.	HSI R Bear CBBC Mar 2017 U	0.2500	20,300 per 10,000 units	20,100 per 10,000 units	2017/03/30	250,000,000	2016/06/23
69382	BNP Paribas Arbit Issu B.V.	HSI R Bear CBBC Mar 2017 W	0.2500	20,500 per 10,000 units	20,300 per 10,000 units	2017/03/30	250,000,000	2016/06/23
69394	Credit Suisse AG	HSI R Bull CBBC Oct 2017 J	0.2500	19,900 per 10,000 units	20,100 per 10,000 units	2017/10/30	200,000,000	2016/06/23
69396	Credit Suisse AG	HSI R Bull CBBC Oct 2017 K	0.2500	20,100 per 10,000 units	20,300 per 10,000 units	2017/10/30	200,000,000	2016/06/23
69421	Credit Suisse AG	HSI R Bull CBBC Oct 2017 L	0.2500	19,800 per 10,000 units	20,000 per 10,000 units	2017/10/30	200,000,000	2016/06/23
69401	Credit Suisse AG	HSI R Bear CBBC Oct 2016 Y	0.2500	20,400 per 10,000 units	20,200 per 10,000 units	2016/10/28	200,000,000	2016/06/23
69406	Credit Suisse AG	HSI R Bear CBBC Oct 2016 Z	0.2500	20,239 per 10,000 units	20,039 per 10,000 units	2016/10/28	200,000,000	2016/06/23
69368	Goldman Sachs SP (Asia)	HSI R Bull CBBC Oct 2017 H	0.2560	19,900 per 10,000 units	20,100 per 10,000 units	2017/10/30	200,000,000	2016/06/23
69461	Goldman Sachs SP (Asia)	HSI R Bear CBBC Sep 2016 M	0.2520	20,239 per 10,000 units	20,039 per 10,000 units	2016/09/29	200,000,000	2016/06/23
69468	Goldman Sachs SP (Asia)	HSI R Bear CBBC Oct 2016 W	0.2540	20,500 per 10,000 units	20,300 per 10,000 units	2016/10/28	200,000,000	2016/06/23
69369	HK Bank	HSCEI R Bear CBBC Mar 2017 C	0.2500	9,036 per 10,000 units	8,936 per 10,000 units	2017/03/30	50,000,000	2016/06/23
69371	HK Bank	HSCEI R Bear CBBC Apr 2017 B	0.2500	8,786 per 10,000 units	8,686 per 10,000 units	2017/04/27	50,000,000	2016/06/23
69375	HK Bank	HSI R Bear CBBC Feb 2017 J	0.2500	20,488 per 15,000 units	20,288 per 15,000 units	2017/02/27	150,000,000	2016/06/23
69373	HK Bank	HSI R Bear CBBC Mar 2017 G	0.2500	20,888 per 15,000 units	20,688 per 15,000 units	2017/03/30	150,000,000	2016/06/23
69472	J P Morgan SP BV	HSBC R Bull CBBC Sep 2017 B	0.2500	40.38 per 100 units	41.88 per 100 units	2017/09/15	100,000,000	2016/06/23
69474	J P Morgan SP BV	HSBC R Bear CBBC Jan 2017 C	0.2500	51.38 per 100 units	49.88 per 100 units	2017/01/20	100,000,000	2016/06/23
69471	J P Morgan SP BV	HSI R Bull CBBC Jul 2017 T	0.2500	19,900 per 10,000 units	20,100 per 10,000 units	2017/07/28	200,000,000	2016/06/23
69469	J P Morgan SP BV	HSI R Bull CBBC Sep 2017 V	0.2500	20,100 per 10,000 units	20,300 per 10,000 units	2017/09/28	200,000,000	2016/06/23
69493	J P Morgan SP BV	HSI R Bull CBBC Sep 2017 W	0.2500	18,928 per 10,000 units	19,028 per 10,000 units	2017/09/28	200,000,000	2016/06/23
69495	J P Morgan SP BV	HSI R Bear CBBC Sep 2016 T	0.2500	20,239 per 10,000 units	20,039 per 10,000 units	2016/09/29	200,000,000	2016/06/23
69500	J P Morgan SP BV	HSI R Bear CBBC Sep 2016 U	0.2500	20,500 per 10,000 units	20,300 per 10,000 units	2016/09/29	200,000,000	2016/06/23
69501	J P Morgan SP BV	HSI R Bear CBBC Oct 2016 P	0.2500	20,848 per 10,000 units	20,648 per 10,000 units	2016/10/28	150,000,000	2016/06/23
69508	J P Morgan SP BV	HSI R Bear CBBC Oct 2016 Q	0.2500	21,400 per 10,000 units	21,200 per 10,000 units	2016/10/28	200,000,000	2016/06/23
69376	Macquarie Bank Ltd.	HSI R Bear CBBC Feb 2017 E	0.2530	20,850 per 20,000 units	20,650 per 20,000 units	2017/02/27	40,000,000	2016/06/23

Newly listed callable bull/bear contracts (continued)

Code	Issuer	Name of issue	Issue prices (HK\$)	Strike price (HKD) / Strike level per 10 units	Call price (HKD) / Call level per 10 units	Expiry date	No. of issue (units)	Listing date
69377	Macquarie Bank Ltd.	HSI R Bear CBBC Mar 2017 A	0.2500	20,650 per 20,000 units	20,450 per 20,000 units	2017/03/30	40,000,000	2016/06/23
69324	SG Issuer	HSI R Bull CBBC Feb 2017 C	0.2500	18,600 per 20,000 units	18,800 per 20,000 units	2017/02/27	400,000,000	2016/06/23
69343	SG Issuer	HSI R Bull CBBC Feb 2017 D	0.2500	19,400 per 20,000 units	19,600 per 20,000 units	2017/02/27	400,000,000	2016/06/23
69333	SG Issuer	HSI R Bull CBBC Mar 2017 C	0.2500	19,000 per 20,000 units	19,200 per 20,000 units	2017/03/30	400,000,000	2016/06/23
69344	SG Issuer	HSI R Bull CBBC Oct 2017 I	0.2500	20,058 per 10,000 units	20,258 per 10,000 units	2017/10/30	200,000,000	2016/06/23
69345	SG Issuer	HSI R Bull CBBC Nov 2017 C	0.2500	20,308 per 10,000 units	20,408 per 10,000 units	2017/11/29	200,000,000	2016/06/23
69362	SG Issuer	HSI R Bear CBBC Sep 2016 C	0.2500	23,200 per 20,000 units	23,000 per 20,000 units	2016/09/29	400,000,000	2016/06/23
69390	SG Issuer	HSI R Bear CBBC Sep 2016 G	0.2500	20,188 per 10,000 units	20,088 per 10,000 units	2016/09/29	200,000,000	2016/06/23
69346	SG Issuer	HSI R Bear CBBC Sep 2016 Y	0.2500	21,600 per 20,000 units	21,400 per 20,000 units	2016/09/29	400,000,000	2016/06/23
69351	SG Issuer	HSI R Bear CBBC Sep 2016 Z	0.2500	22,400 per 20,000 units	22,200 per 20,000 units	2016/09/29	400,000,000	2016/06/23
69392	SG Issuer	HSI R Bear CBBC Oct 2016 X	0.2500	20,438 per 10,000 units	20,238 per 10,000 units	2016/10/28	200,000,000	2016/06/23
69393	SG Issuer	HSI R Bear CBBC Oct 2016 Y	0.2500	20,638 per 10,000 units	20,438 per 10,000 units	2016/10/28	200,000,000	2016/06/23
69424	UBS AG	HSI R Bull CBBC Sep 2017 J	0.2500	20,100 per 10,000 units	20,300 per 10,000 units	2017/09/28	200,000,000	2016/06/23
69422	UBS AG	HSI R Bull CBBC Nov 2017 N	0.2500	20,267 per 12,000 units	20,467 per 12,000 units	2017/11/29	200,000,000	2016/06/23
69443	UBS AG	HSI R Bull CBBC Nov 2017 O	0.2500	19,950 per 10,000 units	20,150 per 10,000 units	2017/11/29	200,000,000	2016/06/23
69446	UBS AG	HSI R Bull CBBC Dec 2017 C	0.2500	19,800 per 10,000 units	20,000 per 10,000 units	2017/12/28	200,000,000	2016/06/23
69450	UBS AG	HSI R Bear CBBC Sep 2016 H	0.2500	20,239 per 10,000 units	20,039 per 10,000 units	2016/09/29	200,000,000	2016/06/23
69452	UBS AG	HSI R Bear CBBC Jan 2017 K	0.2500	20,400 per 10,000 units	20,200 per 10,000 units	2017/01/26	200,000,000	2016/06/23
69456	UBS AG	HSI R Bear CBBC Feb 2017 F	0.2500	20,550 per 10,000 units	20,350 per 10,000 units	2017/02/27	200,000,000	2016/06/23
69545	Credit Suisse AG	HSI R Bull CBBC Sep 2017 I	0.2500	19,850 per 10,000 units	20,050 per 10,000 units	2017/09/28	200,000,000	2016/06/24
69547	Credit Suisse AG	HSI R Bull CBBC Sep 2017 J	0.2500	19,500 per 10,000 units	19,700 per 10,000 units	2017/09/28	200,000,000	2016/06/24
69557	Credit Suisse AG	HSI R Bear CBBC Sep 2016 L	0.2500	20,400 per 12,000 units	20,170 per 12,000 units	2016/09/29	200,000,000	2016/06/24
69541	Credit Suisse AG	HSI R Bear CBBC Nov 2016 D	0.2500	20,500 per 10,000 units	20,300 per 10,000 units	2016/11/29	200,000,000	2016/06/24
69543	Credit Suisse AG	HSI R Bear CBBC Nov 2016 E	0.2500	20,750 per 10,000 units	20,550 per 10,000 units	2016/11/29	200,000,000	2016/06/24
69509	Goldman Sachs SP (Asia)	HSI R Bear CBBC Oct 2016 X	0.2510	20,400 per 10,000 units	20,200 per 10,000 units	2016/10/28	200,000,000	2016/06/24
69594	J P Morgan SP BV	HSI R Bull CBBC Sep 2017 X	0.2500	19,528 per 10,000 units	19,628 per 10,000 units	2017/09/28	200,000,000	2016/06/24
69588	J P Morgan SP BV	HSI R Bull CBBC Nov 2017 I	0.2500	19,800 per 10,000 units	20,000 per 10,000 units	2017/11/29	200,000,000	2016/06/24
69553	J P Morgan SP BV	HSI R Bear CBBC Oct 2016 R	0.2500	20,400 per 10,000 units	20,200 per 10,000 units	2016/10/28	200,000,000	2016/06/24
69595	J P Morgan SP BV	HSI R Bear CBBC Nov 2016 C	0.2500	21,048 per 10,000 units	20,848 per 10,000 units	2016/11/29	150,000,000	2016/06/24
69555	J P Morgan SP BV	Tencent R Bear CBBC Nov 2017 A	0.2500	177.88 per 100 units	175.08 per 100 units	2017/11/17	60,000,000	2016/06/24
69532	SG Issuer	HSI R Bull CBBC Nov 2017 D	0.2500	19,908 per 10,000 units	20,008 per 10,000 units	2017/11/29	200,000,000	2016/06/24
69539	SG Issuer	HSI R Bull CBBC Nov 2017 E	0.2500	19,958 per 10,000 units	20,158 per 10,000 units	2017/11/29	200,000,000	2016/06/24
69527	SG Issuer	HSI R Bear CBBC Sep 2016 A	0.2500	20,388 per 10,000 units	20,288 per 10,000 units	2016/09/29	200,000,000	2016/06/24
69529	SG Issuer	HSI R Bear CBBC Sep 2016 D	0.2500	20,588 per 10,000 units	20,488 per 10,000 units	2016/09/29	200,000,000	2016/06/24
69513	SG Issuer	HSI R Bear CBBC Oct 2016 Z	0.2500	20,338 per 10,000 units	20,138 per 10,000 units	2016/10/28	200,000,000	2016/06/24
69572	UBS AG	HKEK R Bull CBBC Sep 2017 B	0.2500	168 per 100 units	171 per 100 units	2017/09/18	50,000,000	2016/06/24
69580	UBS AG	HSI R Bull CBBC Oct 2017 M	0.2500	19,900 per 10,000 units	20,100 per 10,000 units	2017/10/30	200,000,000	2016/06/24
69560	UBS AG	HSI R Bear CBBC Sep 2016 K	0.2500	20,300 per 10,000 units	20,100 per 10,000 units	2016/09/29	200,000,000	2016/06/24
69567	UBS AG	HSI R Bear CBBC Feb 2017 G	0.2500	20,450 per 12,000 units	20,250 per 12,000 units	2017/02/27	200,000,000	2016/06/24
69718	BNP Paribas Arbit Issu B.V.	HSI R Bull CBBC Jun 2017 Q	0.2500	20,300 per 10,000 units	20,500 per 10,000 units	2017/06/29	250,000,000	2016/06/27
69716	Credit Suisse AG	HSI R Bull CBBC Sep 2017 K	0.2500	20,050 per 10,000 units	20,250 per 10,000 units	2017/09/28	200,000,000	2016/06/27
69690	Credit Suisse AG	HSI R Bull CBBC Nov 2017 G	0.2500	20,310 per 10,000 units	20,510 per 10,000 units	2017/11/29	200,000,000	2016/06/27
69670	Credit Suisse AG	HSI R Bear CBBC Sep 2016 K	0.2500	20,450 per 10,000 units	20,250 per 10,000 units	2016/09/29	200,000,000	2016/06/27

Newly listed callable bull/bear contracts (continued)

Code	Issuer	Name of issue	Issue prices (HK\$)	Strike price (HKD) / Strike level per 10 units	Call price (HKD) / Call level per 10 units	Expiry date	No. of issue (units)	Listing date
69671	Credit Suisse AG	HSI R Bear CBBC Nov 2016 F	0.2500	20,950 per 10,000 units	20,750 per 10,000 units	2016/11/29	200,000,000	2016/06/27
69687	Credit Suisse AG	HSI R Bear CBBC Nov 2016 G	0.2500	20,755 per 12,000 units	20,515 per 12,000 units	2016/11/29	200,000,000	2016/06/27
69730	Goldman Sachs SP (Asia)	HSI R Bull CBBC Sep 2017 J	0.2510	20,310 per 10,000 units	20,510 per 10,000 units	2017/09/28	200,000,000	2016/06/27
69719	Goldman Sachs SP (Asia)	HSI R Bull CBBC Oct 2017 I	0.2510	20,000 per 10,000 units	20,200 per 10,000 units	2017/10/30	200,000,000	2016/06/27
69669	Goldman Sachs SP (Asia)	HSI R Bear CBBC Sep 2016 N	0.2530	20,700 per 10,000 units	20,500 per 10,000 units	2016/09/29	200,000,000	2016/06/27
69608	HK Bank	HKEX R Bear CBBC Jan 2017 D	0.2500	192.88 per 100 units	190.88 per 100 units	2017/01/27	40,000,000	2016/06/27
69600	HK Bank	HSI R Bull CBBC Dec 2016 D	0.2500	19,898 per 15,000 units	20,098 per 15,000 units	2016/12/29	150,000,000	2016/06/27
69621	HK Bank	Tencent R Bear CBBC Feb 2017 D	0.2500	176.36 per 100 units	174.86 per 100 units	2017/02/27	40,000,000	2016/06/27
69736	J P Morgan SP BV	HSBC R Bull CBBC Jul 2017 A	0.2500	44.38 per 100 units	45.88 per 100 units	2017/07/21	100,000,000	2016/06/27
69741	J P Morgan SP BV	HSI R Bull CBBC Sep 2017 Y	0.2500	19,968 per 10,000 units	20,168 per 10,000 units	2017/09/28	150,000,000	2016/06/27
69666	J P Morgan SP BV	HSI R Bear CBBC Oct 2016 S	0.2500	20,600 per 10,000 units	20,400 per 10,000 units	2016/10/28	200,000,000	2016/06/27
69668	J P Morgan SP BV	HSI R Bear CBBC Nov 2016 D	0.2500	20,948 per 10,000 units	20,748 per 10,000 units	2016/11/29	150,000,000	2016/06/27
69624	Macquarie Bank Ltd.	HSI R Bull CBBC Mar 2017 B	0.2500	19,800 per 20,000 units	20,000 per 20,000 units	2017/03/30	40,000,000	2016/06/27
69649	SG Issuer	HSI R Bull CBBC Oct 2017 J	0.2500	19,858 per 10,000 units	20,058 per 10,000 units	2017/10/30	200,000,000	2016/06/27
69657	SG Issuer	HSI R Bull CBBC Oct 2017 K	0.2500	20,158 per 10,000 units	20,358 per 10,000 units	2017/10/30	200,000,000	2016/06/27
69651	SG Issuer	HSI R Bull CBBC Nov 2017 F	0.2500	20,108 per 10,000 units	20,208 per 10,000 units	2017/11/29	200,000,000	2016/06/27
69596	SG Issuer	HSI R Bear CBBC Oct 2016 A	0.2500	20,538 per 10,000 units	20,338 per 10,000 units	2016/10/28	200,000,000	2016/06/27
69664	SG Issuer	HSI R Bear CBBC Oct 2016 B	0.2500	20,738 per 10,000 units	20,538 per 10,000 units	2016/10/28	200,000,000	2016/06/27
69597	SG Issuer	HSI R Bear CBBC Nov 2016 A	0.2500	20,288 per 10,000 units	20,188 per 10,000 units	2016/11/29	200,000,000	2016/06/27
69761	UBS AG	HSI R Bull CBBC Sep 2017 O	0.2500	19,850 per 12,000 units	20,050 per 12,000 units	2017/09/28	200,000,000	2016/06/27
69760	UBS AG	HSI R Bull CBBC Oct 2017 N	0.2500	20,050 per 12,000 units	20,250 per 12,000 units	2017/10/30	200,000,000	2016/06/27
69759	UBS AG	HSI R Bull CBBC Nov 2017 P	0.2500	20,250 per 10,000 units	20,450 per 10,000 units	2017/11/29	200,000,000	2016/06/27
69746	UBS AG	HSI R Bear CBBC Sep 2016 L	0.2500	20,370 per 10,000 units	20,170 per 10,000 units	2016/09/29	200,000,000	2016/06/27
69754	UBS AG	HSI R Bear CBBC Sep 2016 M	0.2500	20,700 per 10,000 units	20,500 per 10,000 units	2016/09/29	200,000,000	2016/06/27
69753	UBS AG	HSI R Bear CBBC Sep 2016 X	0.2500	20,500 per 10,000 units	20,300 per 10,000 units	2016/09/29	200,000,000	2016/06/27
69796	BNP Paribas Arbit Issu B.V.	HSCEI R Bear CBBC Feb 2017 F	0.2500	9,200 per 10,000 units	9,000 per 10,000 units	2017/02/27	100,000,000	2016/06/28
69793	BNP Paribas Arbit Issu B.V.	HSI R Bull CBBC Jun 2017 I	0.2500	20,400 per 10,000 units	20,600 per 10,000 units	2017/06/29	250,000,000	2016/06/28
69765	BNP Paribas Arbit Issu B.V.	HSI R Bear CBBC Feb 2017 W	0.2500	20,800 per 10,000 units	20,600 per 10,000 units	2017/02/27	250,000,000	2016/06/28
69789	Credit Suisse AG	HSI R Bull CBBC Sep 2017 L	0.2500	20,468 per 10,000 units	20,668 per 10,000 units	2017/09/28	200,000,000	2016/06/28
69781	Credit Suisse AG	HSI R Bull CBBC Nov 2017 H	0.2500	20,150 per 10,000 units	20,350 per 10,000 units	2017/11/29	200,000,000	2016/06/28
69775	Credit Suisse AG	HSI R Bear CBBC Sep 2016 R	0.2500	20,800 per 10,000 units	20,600 per 10,000 units	2016/09/29	200,000,000	2016/06/28
69778	Credit Suisse AG	HSI R Bear CBBC Nov 2016 H	0.2500	21,450 per 10,000 units	21,250 per 10,000 units	2016/11/29	200,000,000	2016/06/28
69792	Goldman Sachs SP (Asia)	HSI R Bull CBBC Nov 2017 B	0.2530	20,100 per 10,000 units	20,300 per 10,000 units	2017/11/29	200,000,000	2016/06/28
69791	Goldman Sachs SP (Asia)	HSI R Bear CBBC Sep 2016 O	0.2530	21,300 per 10,000 units	21,100 per 10,000 units	2016/09/29	200,000,000	2016/06/28
69798	J P Morgan SP BV	HSI R Bull CBBC Oct 2017 S	0.2500	20,468 per 10,000 units	20,668 per 10,000 units	2017/10/30	200,000,000	2016/06/28
69799	J P Morgan SP BV	HSI R Bull CBBC Nov 2017 J	0.2500	20,168 per 10,000 units	20,368 per 10,000 units	2017/11/29	150,000,000	2016/06/28
69797	J P Morgan SP BV	HSI R Bear CBBC Sep 2016 V	0.2500	20,800 per 10,000 units	20,600 per 10,000 units	2016/09/29	200,000,000	2016/06/28
69801	J P Morgan SP BV	HSI R Bear CBBC Sep 2016 W	0.2500	21,248 per 10,000 units	21,148 per 10,000 units	2016/09/29	200,000,000	2016/06/28
69767	SG Issuer	HSI R Bull CBBC Oct 2017 L	0.2500	20,358 per 10,000 units	20,558 per 10,000 units	2017/10/30	200,000,000	2016/06/28
69771	SG Issuer	HSI R Bear CBBC Nov 2016 B	0.2500	21,388 per 10,000 units	21,288 per 10,000 units	2016/11/29	200,000,000	2016/06/28
69805	UBS AG	HSI R Bull CBBC Oct 2017 O	0.2500	20,468 per 10,000 units	20,668 per 10,000 units	2017/10/30	200,000,000	2016/06/28
69803	UBS AG	HSI R Bear CBBC Sep 2016 Q	0.2500	20,750 per 12,000 units	20,550 per 12,000 units	2016/09/29	200,000,000	2016/06/28
69838	BNP Paribas Arbit Issu B.V.	HSI R Bull CBBC May 2017 Q	0.2500	20,500 per 10,000 units	20,700 per 10,000 units	2017/05/29	250,000,000	2016/06/29

Newly listed callable bull/bear contracts (continued)

Code	Issuer	Name of issue	Issue prices (HK\$)	Strike price (HKD) / Strike level per 10 units	Call price (HKD) / Call level per 10 units	Expiry date	No. of issue (units)	Listing date
69842	BNP Paribas Arbit Issu B.V.	HSI R Bear CBBC Feb 2017 V	0.2500	21,000 per 10,000 units	20,800 per 10,000 units	2017/02/27	250,000,000	2016/06/29
69806	BNP Paribas Arbit Issu B.V.	HSI R Bear CBBC Mar 2017 S	0.2500	20,900 per 10,000 units	20,700 per 10,000 units	2017/03/30	250,000,000	2016/06/29
69857	Credit Suisse AG	HSI R Bull CBBC Oct 2017 M	0.2500	20,595 per 10,000 units	20,795 per 10,000 units	2017/10/30	200,000,000	2016/06/29
69861	Credit Suisse AG	HSI R Bull CBBC Oct 2017 N	0.2500	20,400 per 10,000 units	20,600 per 10,000 units	2017/10/30	200,000,000	2016/06/29
69856	Credit Suisse AG	HSI R Bear CBBC Oct 2016 D	0.2500	20,900 per 10,000 units	20,700 per 10,000 units	2016/10/28	200,000,000	2016/06/29
69921	Goldman Sachs SP (Asia)	HSI R Bull CBBC Oct 2017 J	0.2530	20,595 per 10,000 units	20,795 per 10,000 units	2017/10/30	200,000,000	2016/06/29
69817	Goldman Sachs SP (Asia)	HSI R Bear CBBC Sep 2016 P	0.2520	20,869 per 10,000 units	20,669 per 10,000 units	2016/09/29	200,000,000	2016/06/29
69916	Goldman Sachs SP (Asia)	HSI R Bear CBBC Oct 2016 Y	0.2560	21,100 per 10,000 units	20,900 per 10,000 units	2016/10/28	200,000,000	2016/06/29
69821	HK Bank	A50 R Bull CBBC Mar 2017 I	0.2500	9.2600	9.3600	2017/03/31	50,000,000	2016/06/29
69824	HK Bank	HKEX R Bull CBBC Sep 2017 C	0.2500	175.88 per 100 units	177.88 per 100 units	2017/09/29	50,000,000	2016/06/29
69828	HK Bank	HSCEI R Bull CBBC Jul 2017 C	0.2500	8,338 per 10,000 units	8,438 per 10,000 units	2017/07/28	60,000,000	2016/06/29
69827	HK Bank	HSI R Bull CBBC Jul 2017 B	0.2500	20,198 per 15,000 units	20,398 per 15,000 units	2017/07/28	150,000,000	2016/06/29
69825	HK Bank	Tencent R Bull CBBC Jan 2017 G	0.2500	168.38 per 100 units	169.88 per 100 units	2017/01/23	50,000,000	2016/06/29
69896	J P Morgan SP BV	CKH R Bull CBBC Jun 2017 C	0.2500	84.38 per 100 units	85.88 per 100 units	2017/06/16	40,000,000	2016/06/29
69882	J P Morgan SP BV	HKEX R Bull CBBC May 2017 D	0.2500	177.88 per 100 units	179.88 per 100 units	2017/05/19	50,000,000	2016/06/29
69893	J P Morgan SP BV	HSBC R Bull CBBC Jun 2017 D	0.2500	46.38 per 100 units	47.88 per 100 units	2017/06/16	100,000,000	2016/06/29
69897	J P Morgan SP BV	HSI R Bull CBBC Sep 2017 Z	0.2500	20,595 per 10,000 units	20,795 per 10,000 units	2017/09/28	200,000,000	2016/06/29
69901	J P Morgan SP BV	HSI R Bull CBBC Oct 2017 T	0.2500	20,168 per 10,000 units	20,268 per 10,000 units	2017/10/30	200,000,000	2016/06/29
69898	J P Morgan SP BV	HSI R Bull CBBC Nov 2017 K	0.2500	20,400 per 10,000 units	20,600 per 10,000 units	2017/11/29	200,000,000	2016/06/29
69879	J P Morgan SP BV	HSI R Bear CBBC Sep 2016 X	0.2500	20,900 per 10,000 units	20,700 per 10,000 units	2016/09/29	200,000,000	2016/06/29
69903	J P Morgan SP BV	HSI R Bear CBBC Sep 2016 Y	0.2500	21,048 per 10,000 units	20,948 per 10,000 units	2016/09/29	200,000,000	2016/06/29
69895	J P Morgan SP BV	Ping An R Bull CBBC Mar 2017 A	0.2500	33.28 per 100 units	33.88 per 100 units	2017/03/17	100,000,000	2016/06/29
69908	J P Morgan SP BV	Tencent R Bull CBBC Jul 2017 D	0.2500	168.38 per 100 units	170.88 per 100 units	2017/07/21	60,000,000	2016/06/29
69847	Macquarie Bank Ltd.	HSI R Bull CBBC Mar 2017 C	0.2550	20,000 per 20,000 units	20,200 per 20,000 units	2017/03/30	40,000,000	2016/06/29
69852	Macquarie Bank Ltd.	HSI R Bull CBBC Mar 2017 D	0.2500	20,200 per 20,000 units	20,400 per 20,000 units	2017/03/30	40,000,000	2016/06/29
69810	SG Issuer	HSI R Bull CBBC Nov 2017 G	0.2500	20,558 per 10,000 units	20,658 per 10,000 units	2017/11/29	200,000,000	2016/06/29
69830	SG Issuer	HSI R Bear CBBC Sep 2016 P	0.2500	20,888 per 10,000 units	20,788 per 10,000 units	2016/09/29	200,000,000	2016/06/29
69874	UBS AG	HSI R Bull CBBC Sep 2017 G	0.2500	20,400 per 10,000 units	20,600 per 10,000 units	2017/09/28	200,000,000	2016/06/29
69873	UBS AG	HSI R Bull CBBC Oct 2017 P	0.2500	20,595 per 10,000 units	20,795 per 10,000 units	2017/10/30	200,000,000	2016/06/29
69872	UBS AG	HSI R Bear CBBC Sep 2016 E	0.2500	22,500 per 10,000 units	22,300 per 10,000 units	2016/09/29	200,000,000	2016/06/29
69871	UBS AG	HSI R Bear CBBC Sep 2016 S	0.2500	20,869 per 10,000 units	20,669 per 10,000 units	2016/09/29	200,000,000	2016/06/29
69875	UBS AG	HSI R Bear CBBC Sep 2016 V	0.2500	21,000 per 10,000 units	20,800 per 10,000 units	2016/09/29	200,000,000	2016/06/29
69958	Credit Suisse AG	HSI R Bull CBBC Nov 2017 I	0.2500	20,500 per 10,000 units	20,700 per 10,000 units	2017/11/29	200,000,000	2016/06/30
69960	Credit Suisse AG	HSI R Bull CBBC Nov 2017 J	0.2500	20,668 per 10,000 units	20,868 per 10,000 units	2017/11/29	200,000,000	2016/06/30
69957	Credit Suisse AG	HSI R Bear CBBC Sep 2016 S	0.2500	21,000 per 10,000 units	20,800 per 10,000 units	2016/09/29	200,000,000	2016/06/30
69983	Goldman Sachs SP (Asia)	HSI R Bull CBBC Sep 2017 K	0.2560	19,800 per 10,000 units	20,000 per 10,000 units	2017/09/28	200,000,000	2016/06/30
69982	Goldman Sachs SP (Asia)	HSI R Bull CBBC Oct 2017 K	0.2540	20,400 per 10,000 units	20,600 per 10,000 units	2017/10/30	200,000,000	2016/06/30
69981	Goldman Sachs SP (Asia)	HSI R Bull CBBC Nov 2017 C	0.2520	20,668 per 10,000 units	20,868 per 10,000 units	2017/11/29	200,000,000	2016/06/30
69930	Haitong Int'l Sec	HSI R Bull CBBC Jun 2017 A	0.2500	20,300 per 10,000 units	20,500 per 10,000 units	2017/06/29	200,000,000	2016/06/30
69935	Haitong Int'l Sec	HSI R Bull CBBC Oct 2017 B	0.2510	19,668 per 10,000 units	19,868 per 10,000 units	2017/10/30	200,000,000	2016/06/30
69926	Haitong Int'l Sec	HSI R Bull CBBC Nov 2017 A	0.2510	20,168 per 10,000 units	20,368 per 10,000 units	2017/11/29	200,000,000	2016/06/30
69936	Haitong Int'l Sec	HSI R Bear CBBC Sep 2016 A	0.2500	21,300 per 10,000 units	21,100 per 10,000 units	2016/09/29	200,000,000	2016/06/30
69938	Haitong Int'l Sec	HSI R Bear CBBC Oct 2016 A	0.2520	21,100 per 10,000 units	20,900 per 10,000 units	2016/10/28	200,000,000	2016/06/30

Newly listed callable bull/bear contracts (continued)

Code	Issuer	Name of issue	Issue prices (HK\$)	Strike price (HKD) / Strike level per 10 units	Call price (HKD) / Call level per 10 units	Expiry date	No. of issue (units)	Listing date
69976	J P Morgan SP BV	China Mobile R Bull CBBC Sep 2017 A	0.2500	83.68 per 100 units	84.88 per 100 units	2017/09/15	100,000,000	2016/06/30
69977	J P Morgan SP BV	HSI R Bull CBBC Oct 2017 U	0.2500	20,668 per 10,000 units	20,868 per 10,000 units	2017/10/30	200,000,000	2016/06/30
69979	J P Morgan SP BV	HSI R Bull CBBC Nov 2017 L	0.2500	20,300 per 10,000 units	20,500 per 10,000 units	2017/11/29	200,000,000	2016/06/30
69978	J P Morgan SP BV	HSI R Bull CBBC Dec 2017 H	0.2500	20,500 per 10,000 units	20,700 per 10,000 units	2017/12/28	200,000,000	2016/06/30
69971	J P Morgan SP BV	HSI R Bear CBBC Sep 2016 B	0.2500	21,000 per 10,000 units	20,800 per 10,000 units	2016/09/29	200,000,000	2016/06/30
69975	J P Morgan SP BV	Tencent R Bull CBBC Aug 2017 A	0.2500	165.38 per 100 units	167.88 per 100 units	2017/08/18	60,000,000	2016/06/30
69942	SG Issuer	HSI R Bull CBBC Feb 2017 E	0.2500	20,300 per 20,000 units	20,400 per 20,000 units	2017/02/27	400,000,000	2016/06/30
69940	SG Issuer	HSI R Bull CBBC Mar 2017 D	0.2500	19,900 per 20,000 units	20,000 per 20,000 units	2017/03/30	400,000,000	2016/06/30
69945	SG Issuer	HSI R Bull CBBC Oct 2017 M	0.2500	20,558 per 10,000 units	20,758 per 10,000 units	2017/10/30	200,000,000	2016/06/30
69944	SG Issuer	HSI R Bull CBBC Nov 2017 H	0.2500	20,508 per 10,000 units	20,608 per 10,000 units	2017/11/29	200,000,000	2016/06/30
69947	SG Issuer	HSI R Bear CBBC Oct 2016 C	0.2500	20,938 per 10,000 units	20,838 per 10,000 units	2016/10/28	200,000,000	2016/06/30
69949	SG Issuer	HSI R Bear CBBC Oct 2016 D	0.2500	21,300 per 20,000 units	21,200 per 20,000 units	2016/10/28	400,000,000	2016/06/30
69951	SG Issuer	HSI R Bear CBBC Oct 2016 E	0.2500	21,738 per 10,000 units	21,538 per 10,000 units	2016/10/28	200,000,000	2016/06/30
69952	SG Issuer	HSI R Bear CBBC Oct 2016 F	0.2500	21,938 per 10,000 units	21,738 per 10,000 units	2016/10/28	200,000,000	2016/06/30
69948	SG Issuer	HSI R Bear CBBC Nov 2016 C	0.2500	21,100 per 20,000 units	21,000 per 20,000 units	2016/11/29	400,000,000	2016/06/30
69955	SG Issuer	HSI R Bear CBBC Nov 2016 D	0.2500	21,988 per 10,000 units	21,888 per 10,000 units	2016/11/29	200,000,000	2016/06/30
69956	SG Issuer	HSI R Bear CBBC Nov 2016 E	0.2500	22,438 per 10,000 units	22,238 per 10,000 units	2016/11/29	200,000,000	2016/06/30
69967	UBS AG	HSI R Bull CBBC Oct 2017 Q	0.2500	20,350 per 12,000 units	20,550 per 12,000 units	2017/10/30	200,000,000	2016/06/30
69964	UBS AG	HSI R Bull CBBC Nov 2017 Q	0.2500	20,668 per 10,000 units	20,868 per 10,000 units	2017/11/29	200,000,000	2016/06/30
69965	UBS AG	HSI R Bull CBBC Dec 2017 D	0.2500	20,500 per 10,000 units	20,700 per 10,000 units	2017/12/28	200,000,000	2016/06/30
69961	UBS AG	HSI R Bear CBBC Sep 2016 W	0.2500	21,050 per 10,000 units	20,850 per 10,000 units	2016/09/29	200,000,000	2016/06/30
60067	BNP Paribas Arbit Issu B.V.	HSI R Bull CBBC Sep 2017 A	0.2500	19,500 per 10,000 units	19,700 per 10,000 units	2017/09/28	250,000,000	2016/07/04
60183	BNP Paribas Arbit Issu B.V.	HSI R Bull CBBC Sep 2017 B	0.2500	19,700 per 10,000 units	19,900 per 10,000 units	2017/09/28	250,000,000	2016/07/04
60186	BNP Paribas Arbit Issu B.V.	HSI R Bull CBBC Sep 2017 C	0.2500	19,900 per 10,000 units	20,100 per 10,000 units	2017/09/28	250,000,000	2016/07/04
69991	BNP Paribas Arbit Issu B.V.	HSI R Bull CBBC Oct 2017 A	0.2500	20,200 per 10,000 units	20,400 per 10,000 units	2017/10/30	250,000,000	2016/07/04
60070	BNP Paribas Arbit Issu B.V.	HSI R Bull CBBC Oct 2017 B	0.2500	19,600 per 10,000 units	19,800 per 10,000 units	2017/10/30	250,000,000	2016/07/04
60185	BNP Paribas Arbit Issu B.V.	HSI R Bull CBBC Oct 2017 C	0.2500	19,800 per 10,000 units	20,000 per 10,000 units	2017/10/30	250,000,000	2016/07/04
60187	BNP Paribas Arbit Issu B.V.	HSI R Bull CBBC Oct 2017 D	0.2500	20,000 per 10,000 units	20,200 per 10,000 units	2017/10/30	250,000,000	2016/07/04
69985	BNP Paribas Arbit Issu B.V.	HSI R Bear CBBC Feb 2017 T	0.2500	21,200 per 10,000 units	21,000 per 10,000 units	2017/02/27	250,000,000	2016/07/04
60078	BNP Paribas Arbit Issu B.V.	HSI R Bear CBBC Feb 2017 Y	0.2500	20,200 per 10,000 units	20,000 per 10,000 units	2017/02/27	250,000,000	2016/07/04
60079	BNP Paribas Arbit Issu B.V.	HSI R Bear CBBC Mar 2017 Q	0.2500	20,300 per 10,000 units	20,100 per 10,000 units	2017/03/30	250,000,000	2016/07/04
60074	BNP Paribas Arbit Issu B.V.	HSI R Bear CBBC Mar 2017 R	0.2500	20,100 per 10,000 units	19,900 per 10,000 units	2017/03/30	250,000,000	2016/07/04
69984	BNP Paribas Arbit Issu B.V.	HSI R Bear CBBC Mar 2017 X	0.2500	21,100 per 10,000 units	20,900 per 10,000 units	2017/03/30	250,000,000	2016/07/04
60080	BNP Paribas Arbit Issu B.V.	HSI R Bear CBBC Mar 2017 Y	0.2500	20,500 per 10,000 units	20,300 per 10,000 units	2017/03/30	250,000,000	2016/07/04
60081	BNP Paribas Arbit Issu B.V.	HSI R Bear CBBC Mar 2017 Z	0.2500	20,700 per 10,000 units	20,500 per 10,000 units	2017/03/30	250,000,000	2016/07/04
60092	Credit Suisse AG	HSI R Bull CBBC Nov 2017 K	0.2500	20,550 per 10,000 units	20,750 per 10,000 units	2017/11/29	200,000,000	2016/07/04
60094	Credit Suisse AG	HSI R Bull CBBC Nov 2017 L	0.2500	20,250 per 10,000 units	20,450 per 10,000 units	2017/11/29	200,000,000	2016/07/04
60095	Credit Suisse AG	HSI R Bull CBBC Nov 2017 M	0.2500	20,000 per 10,000 units	20,200 per 10,000 units	2017/11/29	200,000,000	2016/07/04
60096	Credit Suisse AG	HSI R Bull CBBC Nov 2017 N	0.2500	19,750 per 10,000 units	19,950 per 10,000 units	2017/11/29	200,000,000	2016/07/04
60098	Credit Suisse AG	HSI R Bull CBBC Nov 2017 O	0.2500	19,500 per 10,000 units	19,700 per 10,000 units	2017/11/29	200,000,000	2016/07/04
60131	Credit Suisse AG	HSI R Bear CBBC Oct 2016 C	0.2500	20,500 per 10,000 units	20,300 per 10,000 units	2016/10/28	200,000,000	2016/07/04
60145	Credit Suisse AG	HSI R Bear CBBC Oct 2016 E	0.2500	21,150 per 10,000 units	20,950 per 10,000 units	2016/10/28	200,000,000	2016/07/04
60124	Credit Suisse AG	HSI R Bear CBBC Oct 2016 F	0.2500	20,095 per 10,000 units	19,895 per 10,000 units	2016/10/28	200,000,000	2016/07/04

Newly listed callable bull/bear contracts (continued)

Code	Issuer	Name of issue	Issue prices (HK\$)	Strike price (HKD) / Strike level per 10 units	Call price (HKD) / Call level per 10 units	Expiry date	No. of issue (units)	Listing date
60125	Credit Suisse AG	HSI R Bear CBBC Oct 2016 G	0.2500	20,300 per 10,000 units	20,100 per 10,000 units	2016/10/28	200,000,000	2016/07/04
60137	Credit Suisse AG	HSI R Bear CBBC Nov 2016 I	0.2500	20,850 per 10,000 units	20,650 per 10,000 units	2016/11/29	200,000,000	2016/07/04
60008	Goldman Sachs SP (Asia)	HSI R Bull CBBC Sep 2017 L	0.2530	19,850 per 10,000 units	20,050 per 10,000 units	2017/09/28	200,000,000	2016/07/04
69996	Goldman Sachs SP (Asia)	HSI R Bull CBBC Oct 2017 L	0.2530	20,200 per 10,000 units	20,400 per 10,000 units	2017/10/30	200,000,000	2016/07/04
69995	Goldman Sachs SP (Asia)	HSI R Bull CBBC Nov 2017 D	0.2510	20,500 per 10,000 units	20,700 per 10,000 units	2017/11/29	200,000,000	2016/07/04
60083	Goldman Sachs SP (Asia)	HSI R Bear CBBC Oct 2016 A	0.2520	20,300 per 10,000 units	20,100 per 10,000 units	2016/10/28	200,000,000	2016/07/04
60089	Goldman Sachs SP (Asia)	HSI R Bear CBBC Oct 2016 B	0.2510	20,500 per 10,000 units	20,300 per 10,000 units	2016/10/28	200,000,000	2016/07/04
60091	Goldman Sachs SP (Asia)	HSI R Bear CBBC Oct 2016 C	0.2510	20,900 per 10,000 units	20,700 per 10,000 units	2016/10/28	200,000,000	2016/07/04
60082	Goldman Sachs SP (Asia)	HSI R Bear CBBC Oct 2016 Z	0.2520	20,095 per 10,000 units	19,895 per 10,000 units	2016/10/28	200,000,000	2016/07/04
60238	J P Morgan SP BV	Galaxy Ent R Bear CBBC Jun 2017 A	0.2500	26.38 per 100 units	24.88 per 100 units	2017/06/16	100,000,000	2016/07/04
60224	J P Morgan SP BV	HSBC R Bear CBBC Feb 2017 B	0.2500	51.88 per 100 units	50.28 per 100 units	2017/02/17	100,000,000	2016/07/04
60206	J P Morgan SP BV	HSI R Bull CBBC Aug 2017 X	0.2500	20,668 per 10,000 units	20,768 per 10,000 units	2017/08/30	200,000,000	2016/07/04
60211	J P Morgan SP BV	HSI R Bull CBBC Sep 2017 A	0.2500	20,468 per 10,000 units	20,568 per 10,000 units	2017/09/28	200,000,000	2016/07/04
60194	J P Morgan SP BV	HSI R Bull CBBC Oct 2017 V	0.2500	20,200 per 10,000 units	20,400 per 10,000 units	2017/10/30	200,000,000	2016/07/04
60195	J P Morgan SP BV	HSI R Bull CBBC Nov 2017 M	0.2500	19,900 per 10,000 units	20,100 per 10,000 units	2017/11/29	200,000,000	2016/07/04
60220	J P Morgan SP BV	HSI R Bull CBBC Dec 2017 I	0.2500	19,600 per 10,000 units	19,800 per 10,000 units	2017/12/28	200,000,000	2016/07/04
60212	J P Morgan SP BV	HSI R Bear CBBC Oct 2016 T	0.2500	20,095 per 10,000 units	19,895 per 10,000 units	2016/10/28	200,000,000	2016/07/04
60215	J P Morgan SP BV	HSI R Bear CBBC Oct 2016 U	0.2500	20,200 per 10,000 units	20,000 per 10,000 units	2016/10/28	200,000,000	2016/07/04
60217	J P Morgan SP BV	HSI R Bear CBBC Nov 2016 E	0.2500	20,400 per 10,000 units	20,200 per 10,000 units	2016/11/29	200,000,000	2016/07/04
60218	J P Morgan SP BV	HSI R Bear CBBC Nov 2016 F	0.2500	20,700 per 10,000 units	20,500 per 10,000 units	2016/11/29	200,000,000	2016/07/04
60219	J P Morgan SP BV	HSI R Bear CBBC Dec 2016 E	0.2500	21,100 per 10,000 units	20,900 per 10,000 units	2016/12/29	200,000,000	2016/07/04
60246	Macquarie Bank Ltd.	HSI R Bull CBBC Mar 2017 E	0.2500	19,600 per 20,000 units	19,800 per 20,000 units	2017/03/30	40,000,000	2016/07/04
60058	Macquarie Bank Ltd.	HSI R Bear CBBC Feb 2017 F	0.2650	21,100 per 20,000 units	20,900 per 20,000 units	2017/02/27	40,000,000	2016/07/04
60063	Macquarie Bank Ltd.	HSI R Bear CBBC Feb 2017 G	0.2600	20,900 per 20,000 units	20,700 per 20,000 units	2017/02/27	40,000,000	2016/07/04
60065	Macquarie Bank Ltd.	HSI R Bear CBBC Feb 2017 H	0.2540	20,700 per 20,000 units	20,500 per 20,000 units	2017/02/27	40,000,000	2016/07/04
60066	Macquarie Bank Ltd.	HSI R Bear CBBC Mar 2017 B	0.2500	20,500 per 20,000 units	20,300 per 20,000 units	2017/03/30	40,000,000	2016/07/04
60010	SG Issuer	HSI R Bull CBBC Oct 2017 N	0.2500	20,058 per 10,000 units	20,258 per 10,000 units	2017/10/30	200,000,000	2016/07/04
60020	SG Issuer	HSI R Bull CBBC Oct 2017 O	0.2500	19,608 per 10,000 units	19,708 per 10,000 units	2017/10/30	200,000,000	2016/07/04
60009	SG Issuer	HSI R Bull CBBC Nov 2017 I	0.2500	20,008 per 10,000 units	20,108 per 10,000 units	2017/11/29	200,000,000	2016/07/04
60016	SG Issuer	HSI R Bull CBBC Nov 2017 J	0.2500	20,408 per 10,000 units	20,508 per 10,000 units	2017/11/29	200,000,000	2016/07/04
60017	SG Issuer	HSI R Bull CBBC Nov 2017 K	0.2500	20,608 per 10,000 units	20,708 per 10,000 units	2017/11/29	200,000,000	2016/07/04
60019	SG Issuer	HSI R Bull CBBC Nov 2017 L	0.2500	20,658 per 10,000 units	20,858 per 10,000 units	2017/11/29	200,000,000	2016/07/04
60025	SG Issuer	HSI R Bull CBBC Nov 2017 M	0.2500	19,658 per 10,000 units	19,858 per 10,000 units	2017/11/29	200,000,000	2016/07/04
60033	SG Issuer	HSI R Bear CBBC Oct 2016 G	0.2500	20,138 per 10,000 units	19,938 per 10,000 units	2016/10/28	200,000,000	2016/07/04
60052	SG Issuer	HSI R Bear CBBC Oct 2016 S	0.2500	21,138 per 10,000 units	20,938 per 10,000 units	2016/10/28	200,000,000	2016/07/04
60040	SG Issuer	HSI R Bear CBBC Nov 2016 F	0.2500	20,188 per 10,000 units	20,088 per 10,000 units	2016/11/29	200,000,000	2016/07/04
60041	SG Issuer	HSI R Bear CBBC Nov 2016 G	0.2500	20,388 per 10,000 units	20,288 per 10,000 units	2016/11/29	200,000,000	2016/07/04
60043	SG Issuer	HSI R Bear CBBC Nov 2016 H	0.2500	20,588 per 10,000 units	20,488 per 10,000 units	2016/11/29	200,000,000	2016/07/04
60050	SG Issuer	HSI R Bear CBBC Nov 2016 I	0.2500	20,788 per 10,000 units	20,688 per 10,000 units	2016/11/29	200,000,000	2016/07/04
60174	UBS AG	HSI R Bull CBBC Oct 2017 R	0.2500	19,550 per 12,000 units	19,750 per 12,000 units	2017/10/30	200,000,000	2016/07/04
60155	UBS AG	HSI R Bull CBBC Nov 2017 R	0.2500	20,300 per 10,000 units	20,500 per 10,000 units	2017/11/29	200,000,000	2016/07/04
60171	UBS AG	HSI R Bull CBBC Nov 2017 S	0.2500	19,800 per 10,000 units	20,000 per 10,000 units	2017/11/29	200,000,000	2016/07/04
60173	UBS AG	HSI R Bull CBBC Nov 2017 T	0.2500	20,100 per 10,000 units	20,300 per 10,000 units	2017/11/29	200,000,000	2016/07/04

Newly listed callable bull/bear contracts (continued)

Code	Issuer	Name of issue	Issue prices (HK\$)	Strike price (HKD) / Strike level per 10 units	Call price (HKD) / Call level per 10 units	Expiry date	No. of issue (units)	Listing date
60151	UBS AG	HSI R Bull CBBC Dec 2017 E	0.2500	20,550 per 12,000 units	20,750 per 12,000 units	2017/12/28	200,000,000	2016/07/04
60176	UBS AG	HSI R Bear CBBC Oct 2016 N	0.2500	20,100 per 10,000 units	19,900 per 10,000 units	2016/10/28	200,000,000	2016/07/04
60178	UBS AG	HSI R Bear CBBC Oct 2016 O	0.2500	20,300 per 10,000 units	20,100 per 10,000 units	2016/10/28	200,000,000	2016/07/04
60181	UBS AG	HSI R Bear CBBC Oct 2016 P	0.2500	20,900 per 10,000 units	20,700 per 10,000 units	2016/10/28	200,000,000	2016/07/04
60180	UBS AG	HSI R Bear CBBC Jan 2017 L	0.2500	20,600 per 10,000 units	20,400 per 10,000 units	2017/01/26	200,000,000	2016/07/04
60182	UBS AG	HSI R Bear CBBC Feb 2017 H	0.2500	21,200 per 10,000 units	21,000 per 10,000 units	2017/02/27	200,000,000	2016/07/04
60353	BNP Paribas Arbit Issu B.V.	HSI R Bear CBBC Feb 2017 S	0.2500	20,400 per 10,000 units	20,200 per 10,000 units	2017/02/27	250,000,000	2016/07/05
60354	BNP Paribas Arbit Issu B.V.	HSI R Bear CBBC Feb 2017 Z	0.2500	20,600 per 10,000 units	20,400 per 10,000 units	2017/02/27	250,000,000	2016/07/05
60363	Credit Suisse AG	HSI R Bull CBBC Oct 2017 O	0.2500	20,050 per 10,000 units	20,250 per 10,000 units	2017/10/30	200,000,000	2016/07/05
60364	Credit Suisse AG	HSI R Bull CBBC Oct 2017 P	0.2500	19,800 per 10,000 units	20,000 per 10,000 units	2017/10/30	200,000,000	2016/07/05
60372	Credit Suisse AG	HSI R Bull CBBC Oct 2017 Q	0.2500	19,600 per 10,000 units	19,800 per 10,000 units	2017/10/30	200,000,000	2016/07/05
60383	Credit Suisse AG	HSI R Bear CBBC Oct 2016 H	0.2500	21,050 per 10,000 units	20,850 per 10,000 units	2016/10/28	200,000,000	2016/07/05
60375	Credit Suisse AG	HSI R Bear CBBC Nov 2016 J	0.2500	20,350 per 10,000 units	20,150 per 10,000 units	2016/11/29	200,000,000	2016/07/05
60380	Credit Suisse AG	HSI R Bear CBBC Nov 2016 K	0.2500	20,550 per 10,000 units	20,350 per 10,000 units	2016/11/29	200,000,000	2016/07/05
60385	Credit Suisse AG	HSI R Bear CBBC Nov 2016 L	0.2500	21,200 per 10,000 units	21,000 per 10,000 units	2016/11/29	200,000,000	2016/07/05
60282	Goldman Sachs SP (Asia)	HSI R Bull CBBC Sep 2017 M	0.2520	19,700 per 10,000 units	19,900 per 10,000 units	2017/09/28	200,000,000	2016/07/05
60280	Goldman Sachs SP (Asia)	HSI R Bull CBBC Nov 2017 E	0.2510	20,000 per 10,000 units	20,200 per 10,000 units	2017/11/29	200,000,000	2016/07/05
60284	Goldman Sachs SP (Asia)	HSI R Bull CBBC Nov 2017 F	0.2510	19,500 per 10,000 units	19,700 per 10,000 units	2017/11/29	200,000,000	2016/07/05
60340	Goldman Sachs SP (Asia)	HSI R Bear CBBC Oct 2016 D	0.2510	20,400 per 10,000 units	20,200 per 10,000 units	2016/10/28	200,000,000	2016/07/05
60350	Goldman Sachs SP (Asia)	HSI R Bear CBBC Oct 2016 E	0.2520	20,600 per 10,000 units	20,400 per 10,000 units	2016/10/28	200,000,000	2016/07/05
60352	Goldman Sachs SP (Asia)	HSI R Bear CBBC Oct 2016 F	0.2530	21,200 per 10,000 units	21,000 per 10,000 units	2016/10/28	200,000,000	2016/07/05
60299	HK Bank	HSCEI R Bear CBBC Feb 2017 D	0.2500	8,836 per 10,000 units	8,736 per 10,000 units	2017/02/27	50,000,000	2016/07/05
60286	HK Bank	HSI R Bull CBBC Jun 2017 C	0.2500	19,698 per 15,000 units	19,898 per 15,000 units	2017/06/29	150,000,000	2016/07/05
60285	HK Bank	HSI R Bull CBBC Jul 2017 C	0.2500	19,498 per 15,000 units	19,698 per 15,000 units	2017/07/28	150,000,000	2016/07/05
60295	HK Bank	HSI R Bear CBBC Feb 2017 K	0.2500	20,698 per 15,000 units	20,498 per 15,000 units	2017/02/27	150,000,000	2016/07/05
60291	HK Bank	HSI R Bear CBBC Mar 2017 H	0.2500	21,088 per 15,000 units	20,888 per 15,000 units	2017/03/30	150,000,000	2016/07/05
60296	HK Bank	HSI R Bear CBBC Mar 2017 I	0.2500	20,888 per 15,000 units	20,688 per 15,000 units	2017/03/30	150,000,000	2016/07/05
60313	Haitong Int'l Sec	HSI R Bull CBBC Oct 2017 C	0.2500	19,900 per 10,000 units	20,100 per 10,000 units	2017/10/30	200,000,000	2016/07/05
60301	Haitong Int'l Sec	HSI R Bull CBBC Dec 2017 A	0.2500	19,300 per 10,000 units	19,500 per 10,000 units	2017/12/28	200,000,000	2016/07/05
60305	Haitong Int'l Sec	HSI R Bull CBBC Dec 2017 B	0.2500	19,488 per 10,000 units	19,688 per 10,000 units	2017/12/28	200,000,000	2016/07/05
60310	Haitong Int'l Sec	HSI R Bull CBBC Dec 2017 C	0.2510	19,800 per 10,000 units	20,000 per 10,000 units	2017/12/28	200,000,000	2016/07/05
60319	Haitong Int'l Sec	HSI R Bear CBBC Oct 2016 B	0.2500	20,900 per 10,000 units	20,700 per 10,000 units	2016/10/28	200,000,000	2016/07/05
60325	Haitong Int'l Sec	HSI R Bear CBBC Oct 2016 C	0.2540	21,000 per 10,000 units	20,800 per 10,000 units	2016/10/28	200,000,000	2016/07/05
60314	Haitong Int'l Sec	HSI R Bear CBBC Nov 2016 A	0.2520	20,750 per 10,000 units	20,550 per 10,000 units	2016/11/29	200,000,000	2016/07/05
60318	Haitong Int'l Sec	HSI R Bear CBBC Nov 2016 B	0.2570	20,800 per 10,000 units	20,600 per 10,000 units	2016/11/29	200,000,000	2016/07/05
60443	J P Morgan SP BV	CKH R Bull CBBC Jun 2017 D	0.2500	74.38 per 100 units	75.88 per 100 units	2017/06/16	40,000,000	2016/07/05
60435	J P Morgan SP BV	HKEX R Bull CBBC Jun 2017 D	0.2500	174.88 per 100 units	176.88 per 100 units	2017/06/16	40,000,000	2016/07/05
60437	J P Morgan SP BV	HKEX R Bull CBBC Jul 2017 B	0.2500	169.28 per 100 units	171.28 per 100 units	2017/07/21	40,000,000	2016/07/05
60445	J P Morgan SP BV	HSBC R Bull CBBC Jun 2017 E	0.2500	42.38 per 100 units	43.88 per 100 units	2017/06/16	100,000,000	2016/07/05
60419	J P Morgan SP BV	HSI R Bull CBBC Oct 2017 W	0.2500	20,000 per 10,000 units	20,200 per 10,000 units	2017/10/30	200,000,000	2016/07/05
60441	J P Morgan SP BV	HSI R Bull CBBC Nov 2017 N	0.2500	19,800 per 10,000 units	20,000 per 10,000 units	2017/11/29	200,000,000	2016/07/05
60442	J P Morgan SP BV	HSI R Bull CBBC Dec 2017 J	0.2500	19,500 per 10,000 units	19,700 per 10,000 units	2017/12/28	200,000,000	2016/07/05
60423	J P Morgan SP BV	HSI R Bear CBBC Oct 2016 V	0.2500	20,248 per 10,000 units	20,148 per 10,000 units	2016/10/28	200,000,000	2016/07/05

Newly listed callable bull/bear contracts (continued)

Code	Issuer	Name of issue	Issue prices (HK\$)	Strike price (HKD) / Strike level per 10 units	Call price (HKD) / Call level per 10 units	Expiry date	No. of issue (units)	Listing date
60426	J P Morgan SP BV	HSI R Bear CBBC Oct 2016 W	0.2500	20,500 per 10,000 units	20,300 per 10,000 units	2016/10/28	200,000,000	2016/07/05
60434	J P Morgan SP BV	HSI R Bear CBBC Oct 2016 X	0.2500	21,200 per 10,000 units	21,000 per 10,000 units	2016/10/28	200,000,000	2016/07/05
60433	J P Morgan SP BV	HSI R Bear CBBC Nov 2016 G	0.2500	20,748 per 10,000 units	20,648 per 10,000 units	2016/11/29	200,000,000	2016/07/05
60438	J P Morgan SP BV	Tencent R Bull CBBC Jun 2017 D	0.2500	156.38 per 100 units	158.88 per 100 units	2017/06/16	60,000,000	2016/07/05
60261	SG Issuer	HSI R Bull CBBC Nov 2017 N	0.2500	19,708 per 10,000 units	19,808 per 10,000 units	2017/11/29	200,000,000	2016/07/05
60264	SG Issuer	HSI R Bull CBBC Nov 2017 O	0.2500	19,908 per 10,000 units	20,008 per 10,000 units	2017/11/29	200,000,000	2016/07/05
60278	SG Issuer	HSI R Bull CBBC Nov 2017 P	0.2500	20,108 per 10,000 units	20,208 per 10,000 units	2017/11/29	200,000,000	2016/07/05
60356	SG Issuer	HSI R Bear CBBC Nov 2016 J	0.2500	20,488 per 10,000 units	20,388 per 10,000 units	2016/11/29	200,000,000	2016/07/05
60400	UBS AG	HSI R Bull CBBC Sep 2017 H	0.2500	19,650 per 10,000 units	19,850 per 10,000 units	2017/09/28	200,000,000	2016/07/05
60402	UBS AG	HSI R Bull CBBC Sep 2017 I	0.2500	19,500 per 10,000 units	19,700 per 10,000 units	2017/09/28	200,000,000	2016/07/05
60386	UBS AG	HSI R Bull CBBC Oct 2017 S	0.2500	20,059 per 12,000 units	20,259 per 12,000 units	2017/10/30	200,000,000	2016/07/05
60392	UBS AG	HSI R Bull CBBC Dec 2017 F	0.2500	19,900 per 10,000 units	20,100 per 10,000 units	2017/12/28	200,000,000	2016/07/05
60407	UBS AG	HSI R Bear CBBC Oct 2016 Q	0.2500	20,350 per 10,000 units	20,150 per 10,000 units	2016/10/28	200,000,000	2016/07/05
60408	UBS AG	HSI R Bear CBBC Oct 2016 R	0.2500	20,500 per 10,000 units	20,300 per 10,000 units	2016/10/28	200,000,000	2016/07/05
60415	UBS AG	HSI R Bear CBBC Oct 2016 S	0.2500	20,800 per 10,000 units	20,600 per 10,000 units	2016/10/28	200,000,000	2016/07/05
60418	UBS AG	HSI R Bear CBBC Oct 2016 T	0.2500	21,100 per 10,000 units	20,900 per 10,000 units	2016/10/28	200,000,000	2016/07/05
60409	UBS AG	HSI R Bear CBBC Nov 2016 B	0.2500	20,650 per 10,000 units	20,450 per 10,000 units	2016/11/29	200,000,000	2016/07/05
60529	Credit Suisse AG	HSI R Bull CBBC Sep 2017 M	0.2500	19,950 per 10,000 units	20,150 per 10,000 units	2017/09/28	200,000,000	2016/07/06
60540	Credit Suisse AG	HSI R Bull CBBC Sep 2017 N	0.2500	19,700 per 10,000 units	19,900 per 10,000 units	2017/09/28	200,000,000	2016/07/06
60543	Credit Suisse AG	HSI R Bull CBBC Sep 2017 O	0.2500	19,550 per 10,000 units	19,750 per 10,000 units	2017/09/28	200,000,000	2016/07/06
60552	Credit Suisse AG	HSI R Bear CBBC Oct 2016 I	0.2500	20,650 per 10,000 units	20,450 per 10,000 units	2016/10/28	200,000,000	2016/07/06
60546	Credit Suisse AG	HSI R Bear CBBC Nov 2016 M	0.2500	20,251 per 10,000 units	20,051 per 10,000 units	2016/11/29	200,000,000	2016/07/06
60553	Credit Suisse AG	HSI R Bear CBBC Nov 2016 N	0.2500	21,100 per 10,000 units	20,900 per 10,000 units	2016/11/29	200,000,000	2016/07/06
60547	Credit Suisse AG	HSI R Bear CBBC Dec 2016 A	0.2500	20,450 per 10,000 units	20,250 per 10,000 units	2016/12/29	200,000,000	2016/07/06
60479	Bank of East Asia	CKH R Bull CBBC Jan 2018 A	0.2500	67.88 per 100 units	69.88 per 100 units	2018/01/11	40,000,000	2016/07/06
60486	Bank of East Asia	Galaxy Ent R Bear CBBC Mar 2017 A	0.2500	29.27 per 100 units	27.27 per 100 units	2017/03/13	60,000,000	2016/07/06
60478	Bank of East Asia	Lenovo R Bull CBBC Sep 2018 A	0.2500	3.2800	3.4800	2018/09/03	60,000,000	2016/07/06
60579	Goldman Sachs SP (Asia)	HSI R Bull CBBC Nov 2017 G	0.2530	19,600 per 10,000 units	19,800 per 10,000 units	2017/11/29	200,000,000	2016/07/06
60580	Goldman Sachs SP (Asia)	HSI R Bull CBBC Dec 2017 A	0.2510	19,920 per 10,000 units	20,120 per 10,000 units	2017/12/28	200,000,000	2016/07/06
60583	Goldman Sachs SP (Asia)	HSI R Bear CBBC Oct 2016 G	0.2540	20,800 per 10,000 units	20,600 per 10,000 units	2016/10/28	200,000,000	2016/07/06
60455	HK Bank	CKH R Bull CBBC Jul 2017 B	0.2500	74.88 per 100 units	76.38 per 100 units	2017/07/17	40,000,000	2016/07/06
60457	HK Bank	CKH R Bull CBBC Oct 2017 A	0.2500	62.38 per 100 units	63.88 per 100 units	2017/10/31	40,000,000	2016/07/06
60462	HK Bank	Galaxy Ent R Bear CBBC May 2017 A	0.2500	26.18 per 100 units	25.38 per 100 units	2017/05/29	40,000,000	2016/07/06
60465	HK Bank	HSI R Bear CBBC Dec 2016 Q	0.2500	20,498 per 15,000 units	20,298 per 15,000 units	2016/12/29	150,000,000	2016/07/06
60463	HK Bank	Sands China R Bear CBBC Apr 2017 D	0.2500	29.68 per 100 units	28.88 per 100 units	2017/04/28	40,000,000	2016/07/06
60467	HK Bank	Tencent R Bull CBBC Jun 2017 D	0.2500	163.88 per 100 units	165.38 per 100 units	2017/06/30	50,000,000	2016/07/06
60454	HK Bank	Tencent R Bull CBBC Aug 2017 A	0.2500	156.88 per 100 units	158.38 per 100 units	2017/08/31	50,000,000	2016/07/06
60468	HK Bank	Tencent R Bull CBBC Aug 2017 B	0.2500	160.38 per 100 units	161.88 per 100 units	2017/08/28	50,000,000	2016/07/06
60572	J P Morgan SP BV	CKH R Bull CBBC Jul 2017 B	0.2500	71.38 per 100 units	72.88 per 100 units	2017/07/21	40,000,000	2016/07/06
60569	J P Morgan SP BV	HSBC R Bull CBBC Nov 2017 B	0.2500	38.38 per 100 units	39.88 per 100 units	2017/11/17	100,000,000	2016/07/06
60563	J P Morgan SP BV	HSI R Bull CBBC Nov 2017 O	0.2500	19,700 per 10,000 units	19,900 per 10,000 units	2017/11/29	200,000,000	2016/07/06
60557	J P Morgan SP BV	HSI R Bull CBBC Dec 2017 K	0.2500	20,068 per 10,000 units	20,168 per 10,000 units	2017/12/28	200,000,000	2016/07/06
60561	J P Morgan SP BV	HSI R Bear CBBC Oct 2016 Y	0.2500	20,300 per 10,000 units	20,100 per 10,000 units	2016/10/28	200,000,000	2016/07/06

Newly listed callable bull/bear contracts (continued)

Code	Issuer	Name of issue	Issue prices (HK\$)	Strike price (HKD) / Strike level per 10 units	Call price (HKD) / Call level per 10 units	Expiry date	No. of issue (units)	Listing date
60562	J P Morgan SP BV	HSI R Bear CBBC Dec 2016 F	0.2500	20,448 per 10,000 units	20,348 per 10,000 units	2016/12/29	200,000,000	2016/07/06
60565	J P Morgan SP BV	Tencent R Bull CBBC Jul 2017 E	0.2500	152.38 per 100 units	154.88 per 100 units	2017/07/21	60,000,000	2016/07/06
60564	J P Morgan SP BV	Tencent R Bear CBBC Apr 2017 C	0.2500	175.88 per 100 units	173.08 per 100 units	2017/04/21	60,000,000	2016/07/06
60488	SG Issuer	CKH R Bull CBBC Dec 2017 A	0.2500	71.58 per 100 units	73.08 per 100 units	2017/12/28	100,000,000	2016/07/06
60489	SG Issuer	CKH R Bull CBBC Dec 2017 B	0.2500	74.58 per 100 units	76.08 per 100 units	2017/12/28	100,000,000	2016/07/06
60497	SG Issuer	CKH R Bear CBBC Mar 2017 A	0.2500	95.38 per 100 units	93.88 per 100 units	2017/03/30	100,000,000	2016/07/06
60471	SG Issuer	CKP R Bull CBBC Oct 2017 A	0.2500	40.58 per 100 units	42.08 per 100 units	2017/10/30	100,000,000	2016/07/06
60470	SG Issuer	CKP R Bull CBBC Dec 2017 A	0.2500	37.58 per 100 units	39.08 per 100 units	2017/12/28	100,000,000	2016/07/06
60476	SG Issuer	HSBC R Bull CBBC Sep 2018 A	0.2500	39.58 per 100 units	41.08 per 100 units	2018/09/27	100,000,000	2016/07/06
60472	SG Issuer	HSBC R Bull CBBC Nov 2018 A	0.2500	37.58 per 100 units	39.08 per 100 units	2018/11/29	100,000,000	2016/07/06
60477	SG Issuer	HSBC R Bear CBBC Jan 2017 A	0.2500	53.38 per 100 units	51.88 per 100 units	2017/01/26	100,000,000	2016/07/06
60446	SG Issuer	HSI R Bull CBBC Oct 2017 P	0.2500	19,558 per 10,000 units	19,758 per 10,000 units	2017/10/30	200,000,000	2016/07/06
60452	SG Issuer	HSI R Bull CBBC Oct 2017 Q	0.2500	19,758 per 10,000 units	19,958 per 10,000 units	2017/10/30	200,000,000	2016/07/06
60453	SG Issuer	HSI R Bull CBBC Oct 2017 R	0.2500	19,958 per 10,000 units	20,158 per 10,000 units	2017/10/30	200,000,000	2016/07/06
60502	SG Issuer	HSI R Bear CBBC Oct 2016 T	0.2500	20,838 per 10,000 units	20,638 per 10,000 units	2016/10/28	200,000,000	2016/07/06
60500	SG Issuer	HSI R Bear CBBC Nov 2016 K	0.2500	20,288 per 10,000 units	20,188 per 10,000 units	2016/11/29	200,000,000	2016/07/06
60501	SG Issuer	HSI R Bear CBBC Nov 2016 L	0.2500	20,538 per 10,000 units	20,438 per 10,000 units	2016/11/29	200,000,000	2016/07/06
60503	SG Issuer	HSI R Bear CBBC Nov 2016 M	0.2500	20,988 per 10,000 units	20,888 per 10,000 units	2016/11/29	200,000,000	2016/07/06
60525	UBS AG	HSBC R Bull CBBC Jun 2017 B	0.2500	40.50 per 100 units	42 per 100 units	2017/06/12	100,000,000	2016/07/06
60526	UBS AG	HSBC R Bull CBBC Jun 2017 C	0.2500	37.50 per 100 units	39 per 100 units	2017/06/26	100,000,000	2016/07/06
60504	UBS AG	HSI R Bull CBBC Oct 2017 T	0.2500	20,000 per 10,000 units	20,200 per 10,000 units	2017/10/30	200,000,000	2016/07/06
60507	UBS AG	HSI R Bull CBBC Dec 2017 G	0.2500	19,750 per 10,000 units	19,950 per 10,000 units	2017/12/28	200,000,000	2016/07/06
60520	UBS AG	HSI R Bear CBBC Oct 2016 U	0.2500	20,550 per 10,000 units	20,350 per 10,000 units	2016/10/28	200,000,000	2016/07/06
60523	UBS AG	HSI R Bear CBBC Oct 2016 V	0.2500	21,150 per 10,000 units	20,950 per 10,000 units	2016/10/28	200,000,000	2016/07/06
60522	UBS AG	HSI R Bear CBBC Nov 2016 C	0.2500	20,950 per 12,000 units	20,750 per 12,000 units	2016/11/29	200,000,000	2016/07/06
60516	UBS AG	HSI R Bear CBBC Jan 2017 M	0.2500	20,251 per 12,000 units	20,051 per 12,000 units	2017/01/26	200,000,000	2016/07/06
69847*	Macquarie Bank Ltd.	HSI R Bull CBBC Mar 2017 C	0.0640	20,000 per 20,000 units	20,200 per 20,000 units	2017/03/30	157,000,000	2016/07/06
60639	BNP Paribas Arbit Issu B.V.	HSI R Bull CBBC Sep 2017 D	0.2500	20,100 per 10,000 units	20,300 per 10,000 units	2017/09/28	250,000,000	2016/07/07
60628	Credit Suisse AG	HSI R Bull CBBC Sep 2017 P	0.2500	19,850 per 10,000 units	20,050 per 10,000 units	2017/09/28	200,000,000	2016/07/07
60637	Credit Suisse AG	HSI R Bull CBBC Sep 2017 Q	0.2500	20,200 per 10,000 units	20,400 per 10,000 units	2017/09/28	200,000,000	2016/07/07
60612	Credit Suisse AG	HSI R Bear CBBC Oct 2016 J	0.2500	20,400 per 10,000 units	20,200 per 10,000 units	2016/10/28	200,000,000	2016/07/07
60620	Credit Suisse AG	HSI R Bear CBBC Nov 2016 O	0.2500	20,700 per 10,000 units	20,500 per 10,000 units	2016/11/29	200,000,000	2016/07/07
60694	Goldman Sachs SP (Asia)	HSI R Bull CBBC Nov 2017 H	0.2520	20,100 per 10,000 units	20,300 per 10,000 units	2017/11/29	200,000,000	2016/07/07
60696	Goldman Sachs SP (Asia)	HSI R Bear CBBC Oct 2016 H	0.2520	21,000 per 10,000 units	20,800 per 10,000 units	2016/10/28	200,000,000	2016/07/07
60665	J P Morgan SP BV	HKEX R Bull CBBC Sep 2017 D	0.2500	180.88 per 100 units	182.88 per 100 units	2017/09/15	40,000,000	2016/07/07
60673	J P Morgan SP BV	HSI R Bull CBBC Nov 2017 P	0.2500	20,100 per 10,000 units	20,300 per 10,000 units	2017/11/29	200,000,000	2016/07/07
60693	J P Morgan SP BV	HSI R Bull CBBC Dec 2017 L	0.2500	19,968 per 10,000 units	20,068 per 10,000 units	2017/12/28	200,000,000	2016/07/07
60664	J P Morgan SP BV	HSI R Bear CBBC Dec 2016 G	0.2500	20,348 per 10,000 units	20,248 per 10,000 units	2016/12/29	200,000,000	2016/07/07
60670	J P Morgan SP BV	HSI R Bear CBBC Dec 2016 H	0.2500	20,648 per 10,000 units	20,548 per 10,000 units	2016/12/29	200,000,000	2016/07/07
60669	J P Morgan SP BV	Ping An R Bull CBBC Apr 2017 D	0.2500	32.28 per 100 units	32.88 per 100 units	2017/04/21	100,000,000	2016/07/07
60640	Macquarie Bank Ltd.	HSI R Bull CBBC Mar 2017 F	0.2500	19,800 per 20,000 units	20,000 per 20,000 units	2017/03/30	40,000,000	2016/07/07
60585	SG Issuer	HSI R Bull CBBC Nov 2017 Q	0.2500	19,958 per 10,000 units	20,058 per 10,000 units	2017/11/29	200,000,000	2016/07/07
60587	SG Issuer	HSI R Bull CBBC Nov 2017 R	0.2500	20,208 per 10,000 units	20,308 per 10,000 units	2017/11/29	200,000,000	2016/07/07

Newly listed callable bull/bear contracts (continued)

Code	Issuer	Name of issue	Issue prices (HK\$)	Strike price (HKD) / Strike level per 10 units	Call price (HKD) / Call level per 10 units	Expiry date	No. of issue (units)	Listing date
60602	SG Issuer	HSI R Bear CBBC Oct 2016 U	0.2500	20,538 per 10,000 units	20,338 per 10,000 units	2016/10/28	200,000,000	2016/07/07
60609	SG Issuer	HSI R Bear CBBC Nov 2016 N	0.2500	20,688 per 10,000 units	20,588 per 10,000 units	2016/11/29	200,000,000	2016/07/07
60610	SG Issuer	HSI R Bear CBBC Nov 2016 O	0.2500	21,088 per 10,000 units	20,988 per 10,000 units	2016/11/29	200,000,000	2016/07/07
60660	UBS AG	HSI R Bull CBBC Sep 2017 C	0.2500	19,950 per 10,000 units	20,150 per 10,000 units	2017/09/28	200,000,000	2016/07/07
60648	UBS AG	HSI R Bull CBBC Oct 2017 U	0.2500	20,236 per 10,000 units	20,436 per 10,000 units	2017/10/30	200,000,000	2016/07/07
60663	UBS AG	HSI R Bull CBBC Nov 2017 U	0.2500	19,700 per 10,000 units	19,900 per 10,000 units	2017/11/29	200,000,000	2016/07/07
60646	UBS AG	HSI R Bear CBBC Oct 2016 W	0.2500	21,250 per 12,000 units	21,050 per 12,000 units	2016/10/28	200,000,000	2016/07/07
60644	UBS AG	HSI R Bear CBBC Feb 2017 I	0.2500	20,400 per 10,000 units	20,200 per 10,000 units	2017/02/27	200,000,000	2016/07/07
60758	BNP Paribas Arbit Issu B.V.	HSI R Bull CBBC Sep 2017 E	0.2500	20,300 per 10,000 units	20,500 per 10,000 units	2017/09/28	250,000,000	2016/07/08
60761	BNP Paribas Arbit Issu B.V.	HSI R Bull CBBC Sep 2017 F	0.2500	20,500 per 10,000 units	20,700 per 10,000 units	2017/09/28	250,000,000	2016/07/08
60760	BNP Paribas Arbit Issu B.V.	HSI R Bull CBBC Oct 2017 E	0.2500	20,400 per 10,000 units	20,600 per 10,000 units	2017/10/30	250,000,000	2016/07/08
60700	BNP Paribas Arbit Issu B.V.	HSI R Bear CBBC Feb 2017 A	0.2500	20,800 per 10,000 units	20,600 per 10,000 units	2017/02/27	250,000,000	2016/07/08
60710	BNP Paribas Arbit Issu B.V.	HSI R Bear CBBC Feb 2017 R	0.2500	21,000 per 10,000 units	20,800 per 10,000 units	2017/02/27	250,000,000	2016/07/08
60708	BNP Paribas Arbit Issu B.V.	HSI R Bear CBBC Mar 2017 A	0.2500	20,900 per 10,000 units	20,700 per 10,000 units	2017/03/30	250,000,000	2016/07/08
60787	Credit Suisse AG	HSI R Bull CBBC Oct 2017 R	0.2500	19,900 per 10,000 units	20,100 per 10,000 units	2017/10/30	200,000,000	2016/07/08
60789	Credit Suisse AG	HSI R Bull CBBC Nov 2017 P	0.2500	20,150 per 10,000 units	20,350 per 10,000 units	2017/11/29	200,000,000	2016/07/08
60791	Credit Suisse AG	HSI R Bull CBBC Nov 2017 Q	0.2500	20,350 per 10,000 units	20,550 per 10,000 units	2017/11/29	200,000,000	2016/07/08
60795	Credit Suisse AG	HSI R Bull CBBC Nov 2017 S	0.2500	20,594 per 10,000 units	20,794 per 10,000 units	2017/11/29	200,000,000	2016/07/08
60780	Credit Suisse AG	HSI R Bear CBBC Oct 2016 K	0.2500	20,678 per 12,000 units	20,438 per 12,000 units	2016/10/28	200,000,000	2016/07/08
60784	Credit Suisse AG	HSI R Bear CBBC Oct 2016 M	0.2500	20,900 per 10,000 units	20,700 per 10,000 units	2016/10/28	200,000,000	2016/07/08
60781	Credit Suisse AG	HSI R Bear CBBC Nov 2016 P	0.2500	20,750 per 10,000 units	20,550 per 10,000 units	2016/11/29	200,000,000	2016/07/08
60762	Goldman Sachs SP (Asia)	HSI R Bull CBBC Nov 2017 I	0.2510	20,300 per 10,000 units	20,500 per 10,000 units	2017/11/29	200,000,000	2016/07/08
60765	Goldman Sachs SP (Asia)	HSI R Bull CBBC Nov 2017 J	0.2530	20,562 per 10,000 units	20,762 per 10,000 units	2017/11/29	200,000,000	2016/07/08
60712	Goldman Sachs SP (Asia)	HSI R Bear CBBC Oct 2016 I	0.2530	20,700 per 10,000 units	20,500 per 10,000 units	2016/10/28	200,000,000	2016/07/08
60731	HK Bank	HKEX R Bull CBBC May 2017 A	0.2500	178.88 per 100 units	180.88 per 100 units	2017/05/31	50,000,000	2016/07/08
60732	HK Bank	HKEX R Bull CBBC May 2017 B	0.2500	182.88 per 100 units	184.88 per 100 units	2017/05/24	50,000,000	2016/07/08
60745	HK Bank	HSI R Bull CBBC Jul 2017 D	0.2500	20,298 per 15,000 units	20,498 per 15,000 units	2017/07/28	150,000,000	2016/07/08
60740	HK Bank	HSI R Bull CBBC Aug 2017 C	0.2500	20,098 per 15,000 units	20,298 per 15,000 units	2017/08/30	150,000,000	2016/07/08
60738	HK Bank	HSI R Bull CBBC Sep 2017 A	0.2500	19,898 per 15,000 units	20,098 per 15,000 units	2017/09/28	150,000,000	2016/07/08
60715	Haitong Int'l Sec	HSI R Bull CBBC Sep 2017 A	0.2540	19,750 per 10,000 units	19,950 per 10,000 units	2017/09/28	200,000,000	2016/07/08
60716	Haitong Int'l Sec	HSI R Bull CBBC Oct 2017 D	0.2540	19,868 per 10,000 units	20,068 per 10,000 units	2017/10/30	200,000,000	2016/07/08
60717	Haitong Int'l Sec	HSI R Bull CBBC Oct 2017 E	0.2520	20,068 per 10,000 units	20,268 per 10,000 units	2017/10/30	200,000,000	2016/07/08
60719	Haitong Int'l Sec	HSI R Bull CBBC Oct 2017 F	0.2500	20,448 per 10,000 units	20,648 per 10,000 units	2017/10/30	200,000,000	2016/07/08
60721	Haitong Int'l Sec	HSI R Bull CBBC Oct 2017 G	0.2520	20,550 per 10,000 units	20,750 per 10,000 units	2017/10/30	200,000,000	2016/07/08
60722	Haitong Int'l Sec	HSI R Bear CBBC Oct 2016 D	0.2520	21,400 per 10,000 units	21,200 per 10,000 units	2016/10/28	200,000,000	2016/07/08
60728	Haitong Int'l Sec	HSI R Bear CBBC Oct 2016 E	0.2520	21,550 per 10,000 units	21,350 per 10,000 units	2016/10/28	200,000,000	2016/07/08
60838	J P Morgan SP BV	CSOP A50 ETF R Bull CBBC Jul 2017 A	0.2500	10.4800	10.5800	2017/07/21	100,000,000	2016/07/08
60834	J P Morgan SP BV	HSBC R Bull CBBC Jul 2017 B	0.2500	43.38 per 100 units	44.88 per 100 units	2017/07/21	100,000,000	2016/07/08
60827	J P Morgan SP BV	HSI R Bull CBBC Oct 2017 X	0.2500	20,400 per 10,000 units	20,600 per 10,000 units	2017/10/30	200,000,000	2016/07/08
60840	J P Morgan SP BV	HSI R Bull CBBC Oct 2017 Y	0.2500	20,594 per 10,000 units	20,794 per 10,000 units	2017/10/30	200,000,000	2016/07/08
60830	J P Morgan SP BV	HSI R Bull CBBC Nov 2017 Q	0.2500	20,268 per 10,000 units	20,368 per 10,000 units	2017/11/29	200,000,000	2016/07/08
60833	J P Morgan SP BV	HSI R Bull CBBC Dec 2017 M	0.2500	19,868 per 10,000 units	19,968 per 10,000 units	2017/12/28	200,000,000	2016/07/08
60821	J P Morgan SP BV	HSI R Bear CBBC Oct 2016 F	0.2500	20,900 per 10,000 units	20,700 per 10,000 units	2016/10/28	200,000,000	2016/07/08

Newly listed callable bull/bear contracts (continued)

Code	Issuer	Name of issue	Issue prices (HK\$)	Strike price (HKD) / Strike level per 10 units	Call price (HKD) / Call level per 10 units	Expiry date	No. of issue (units)	Listing date
60820	J P Morgan SP BV	HSI R Bear CBBC Oct 2016 Z	0.2500	20,548 per 10,000 units	20,448 per 10,000 units	2016/10/28	200,000,000	2016/07/08
60799	Macquarie Bank Ltd.	HSI R Bull CBBC Mar 2017 G	0.2500	20,100 per 20,000 units	20,300 per 20,000 units	2017/03/30	40,000,000	2016/07/08
60804	Macquarie Bank Ltd.	HSI R Bear CBBC Feb 2017 I	0.2550	21,700 per 20,000 units	21,500 per 20,000 units	2017/02/27	40,000,000	2016/07/08
60801	Macquarie Bank Ltd.	HSI R Bear CBBC Mar 2017 C	0.2500	21,300 per 20,000 units	21,100 per 20,000 units	2017/03/30	40,000,000	2016/07/08
60768	SG Issuer	HSI R Bull CBBC Oct 2017 S	0.2500	20,158 per 10,000 units	20,358 per 10,000 units	2017/10/30	200,000,000	2016/07/08
60774	SG Issuer	HSI R Bull CBBC Oct 2017 T	0.2500	20,358 per 10,000 units	20,558 per 10,000 units	2017/10/30	200,000,000	2016/07/08
60775	SG Issuer	HSI R Bull CBBC Oct 2017 U	0.2500	20,558 per 10,000 units	20,758 per 10,000 units	2017/10/30	200,000,000	2016/07/08
60777	SG Issuer	HSI R Bear CBBC Nov 2016 P	0.2500	20,888 per 10,000 units	20,788 per 10,000 units	2016/11/29	200,000,000	2016/07/08
60817	UBS AG	HSI R Bull CBBC Sep 2017 R	0.2500	20,450 per 10,000 units	20,650 per 10,000 units	2017/09/28	200,000,000	2016/07/08
60815	UBS AG	HSI R Bull CBBC Oct 2017 V	0.2500	19,850 per 12,000 units	20,050 per 12,000 units	2017/10/30	200,000,000	2016/07/08
60816	UBS AG	HSI R Bull CBBC Nov 2017 V	0.2500	20,594 per 10,000 units	20,794 per 10,000 units	2017/11/29	200,000,000	2016/07/08
60814	UBS AG	HSI R Bull CBBC Dec 2017 H	0.2500	20,200 per 10,000 units	20,400 per 10,000 units	2017/12/28	200,000,000	2016/07/08
60805	UBS AG	HSI R Bear CBBC Oct 2016 X	0.2500	20,700 per 10,000 units	20,500 per 10,000 units	2016/10/28	200,000,000	2016/07/08
60808	UBS AG	HSI R Bear CBBC Oct 2016 Y	0.2500	21,000 per 10,000 units	20,800 per 10,000 units	2016/10/28	200,000,000	2016/07/08
60806	UBS AG	HSI R Bear CBBC Jan 2017 N	0.2500	20,850 per 10,000 units	20,650 per 10,000 units	2017/01/26	200,000,000	2016/07/08
60950	BNP Paribas Arbit Issu B.V.	HSI R Bull CBBC Sep 2017 G	0.2500	20,700 per 10,000 units	20,900 per 10,000 units	2017/09/28	250,000,000	2016/07/11
60946	BNP Paribas Arbit Issu B.V.	HSI R Bull CBBC Oct 2017 F	0.2500	20,600 per 10,000 units	20,800 per 10,000 units	2017/10/30	250,000,000	2016/07/11
60953	BNP Paribas Arbit Issu B.V.	HSI R Bull CBBC Oct 2017 G	0.2500	20,800 per 10,000 units	21,000 per 10,000 units	2017/10/30	250,000,000	2016/07/11
60842	BNP Paribas Arbit Issu B.V.	HSI R Bear CBBC Feb 2017 O	0.2500	21,200 per 10,000 units	21,000 per 10,000 units	2017/02/27	250,000,000	2016/07/11
60841	BNP Paribas Arbit Issu B.V.	HSI R Bear CBBC Mar 2017 O	0.2500	21,100 per 10,000 units	20,900 per 10,000 units	2017/03/30	250,000,000	2016/07/11
60844	BNP Paribas Arbit Issu B.V.	HSI R Bear CBBC Mar 2017 P	0.2500	21,300 per 10,000 units	21,100 per 10,000 units	2017/03/30	250,000,000	2016/07/11
60982	Credit Suisse AG	HSI R Bull CBBC Oct 2017 S	0.2500	20,300 per 10,000 units	20,500 per 10,000 units	2017/10/30	200,000,000	2016/07/11
60983	Credit Suisse AG	HSI R Bull CBBC Oct 2017 T	0.2500	20,500 per 10,000 units	20,700 per 10,000 units	2017/10/30	200,000,000	2016/07/11
60987	Credit Suisse AG	HSI R Bull CBBC Oct 2017 U	0.2500	20,700 per 10,000 units	20,900 per 10,000 units	2017/10/30	200,000,000	2016/07/11
60992	Credit Suisse AG	HSI R Bull CBBC Oct 2017 V	0.2500	20,898 per 10,000 units	21,098 per 10,000 units	2017/10/30	200,000,000	2016/07/11
60978	Credit Suisse AG	HSI R Bear CBBC Oct 2016 N	0.2500	21,250 per 10,000 units	21,050 per 10,000 units	2016/10/28	200,000,000	2016/07/11
60973	Credit Suisse AG	HSI R Bear CBBC Nov 2016 Q	0.2500	21,000 per 10,000 units	20,800 per 10,000 units	2016/11/29	200,000,000	2016/07/11
60956	Goldman Sachs SP (Asia)	HSI R Bull CBBC Oct 2017 M	0.2510	20,700 per 10,000 units	20,900 per 10,000 units	2017/10/30	200,000,000	2016/07/11
60959	Goldman Sachs SP (Asia)	HSI R Bull CBBC Oct 2017 N	0.2530	20,898 per 10,000 units	21,098 per 10,000 units	2017/10/30	200,000,000	2016/07/11
60954	Goldman Sachs SP (Asia)	HSI R Bear CBBC Oct 2016 J	0.2540	21,300 per 10,000 units	21,100 per 10,000 units	2016/10/28	200,000,000	2016/07/11
60955	Goldman Sachs SP (Asia)	HSI R Bear CBBC Nov 2016 A	0.2540	22,250 per 10,000 units	22,050 per 10,000 units	2016/11/29	200,000,000	2016/07/11
60906	HK Bank	AIA R Bull CBBC Jun 2017 C	0.4500	42.6800	43.2800	2017/06/30	40,000,000	2016/07/11
60905	HK Bank	CC Bank R Bull CBBC Jul 2017 A	0.2500	4.6800	4.7600	2017/07/31	50,000,000	2016/07/11
60913	HK Bank	HSI R Bull CBBC Jun 2017 D	0.2500	20,698 per 15,000 units	20,898 per 15,000 units	2017/06/29	150,000,000	2016/07/11
60907	HK Bank	HSI R Bull CBBC Jul 2017 E	0.2500	20,498 per 15,000 units	20,698 per 15,000 units	2017/07/28	150,000,000	2016/07/11
60904	HK Bank	Tencent R Bull CBBC Jul 2017 D	0.2500	171.38 per 100 units	172.88 per 100 units	2017/07/24	50,000,000	2016/07/11
61014	J P Morgan SP BV	A50 China R Bull CBBC Aug 2017 A	0.2500	9.4800	9.5800	2017/08/18	100,000,000	2016/07/11
61000	J P Morgan SP BV	HSI R Bull CBBC Oct 2017 Z	0.2500	20,998 per 10,000 units	21,098 per 10,000 units	2017/10/30	200,000,000	2016/07/11
61003	J P Morgan SP BV	HSI R Bull CBBC Nov 2017 R	0.2500	20,700 per 10,000 units	20,900 per 10,000 units	2017/11/29	200,000,000	2016/07/11
61005	J P Morgan SP BV	HSI R Bull CBBC Dec 2017 N	0.2500	20,568 per 10,000 units	20,668 per 10,000 units	2017/12/28	200,000,000	2016/07/11
60993	J P Morgan SP BV	HSI R Bear CBBC Oct 2016 H	0.2500	21,000 per 10,000 units	20,800 per 10,000 units	2016/10/28	200,000,000	2016/07/11
60997	J P Morgan SP BV	HSI R Bear CBBC Oct 2016 I	0.2500	21,148 per 10,000 units	21,048 per 10,000 units	2016/10/28	200,000,000	2016/07/11
61011	J P Morgan SP BV	Tencent R Bull CBBC Apr 2017 C	0.2500	168.38 per 100 units	170.88 per 100 units	2017/04/21	60,000,000	2016/07/11

Newly listed callable bull/bear contracts (continued)

Code	Issuer	Name of issue	Issue prices (HK\$)	Strike price (HKD) / Strike level per 10 units	Call price (HKD) / Call level per 10 units	Expiry date	No. of issue (units)	Listing date
60921	Macquarie Bank Ltd.	HSI R Bull CBBC Mar 2017 H	0.2500	20,300 per 20,000 units	20,500 per 20,000 units	2017/03/30	40,000,000	2016/07/11
60924	Macquarie Bank Ltd.	HSI R Bull CBBC Mar 2017 I	0.2500	20,500 per 20,000 units	20,700 per 20,000 units	2017/03/30	40,000,000	2016/07/11
60940	SG Issuer	HSI R Bull CBBC Oct 2017 V	0.2500	20,458 per 10,000 units	20,658 per 10,000 units	2017/10/30	200,000,000	2016/07/11
60944	SG Issuer	HSI R Bull CBBC Oct 2017 W	0.2500	20,858 per 10,000 units	21,058 per 10,000 units	2017/10/30	200,000,000	2016/07/11
60937	SG Issuer	HSI R Bull CBBC Nov 2017 S	0.2500	20,308 per 10,000 units	20,408 per 10,000 units	2017/11/29	200,000,000	2016/07/11
60941	SG Issuer	HSI R Bull CBBC Nov 2017 T	0.2500	20,808 per 10,000 units	20,908 per 10,000 units	2017/11/29	200,000,000	2016/07/11
60902	SG Issuer	HSI R Bear CBBC Oct 2016 W	0.2500	21,038 per 10,000 units	20,938 per 10,000 units	2016/10/28	200,000,000	2016/07/11
60903	SG Issuer	HSI R Bear CBBC Nov 2016 Q	0.2500	21,188 per 10,000 units	21,088 per 10,000 units	2016/11/29	200,000,000	2016/07/11
60969	UBS AG	HSI R Bull CBBC Oct 2017 W	0.2500	20,700 per 10,000 units	20,900 per 10,000 units	2017/10/30	200,000,000	2016/07/11
60970	UBS AG	HSI R Bull CBBC Nov 2017 W	0.2500	20,400 per 10,000 units	20,600 per 10,000 units	2017/11/29	200,000,000	2016/07/11
60971	UBS AG	HSI R Bull CBBC Nov 2017 X	0.2500	19,600 per 10,000 units	19,800 per 10,000 units	2017/11/29	200,000,000	2016/07/11
60966	UBS AG	HSI R Bull CBBC Dec 2017 I	0.2500	20,898 per 10,000 units	21,098 per 10,000 units	2017/12/28	200,000,000	2016/07/11
60965	UBS AG	HSI R Bear CBBC Oct 2016 F	0.2500	21,350 per 10,000 units	21,150 per 10,000 units	2016/10/28	200,000,000	2016/07/11
60964	UBS AG	HSI R Bear CBBC Oct 2016 Z	0.2500	21,200 per 10,000 units	21,000 per 10,000 units	2016/10/28	200,000,000	2016/07/11
60962	UBS AG	HSI R Bear CBBC Jan 2017 O	0.2500	21,050 per 10,000 units	20,850 per 10,000 units	2017/01/26	200,000,000	2016/07/11
61057	BNP Paribas Arbit Issu B.V.	Ch Mob R Bull CBBC Jun 2017 A	0.2500	82 per 100 units	84 per 100 units	2017/06/30	50,000,000	2016/07/12
61055	BNP Paribas Arbit Issu B.V.	HKEX R Bull CBBC Jun 2017 A	0.2500	170 per 100 units	175 per 100 units	2017/06/30	40,000,000	2016/07/12
61053	BNP Paribas Arbit Issu B.V.	HSCEI R Bull CBBC Sep 2017 A	0.2500	8,200 per 10,000 units	8,400 per 10,000 units	2017/09/28	100,000,000	2016/07/12
61065	Credit Suisse AG	HSI R Bull CBBC Sep 2017 R	0.2500	20,850 per 10,000 units	21,050 per 10,000 units	2017/09/28	200,000,000	2016/07/12
61069	Credit Suisse AG	HSI R Bull CBBC Sep 2017 S	0.2500	20,650 per 10,000 units	20,850 per 10,000 units	2017/09/28	200,000,000	2016/07/12
61079	Credit Suisse AG	HSI R Bull CBBC Sep 2017 T	0.2500	20,400 per 10,000 units	20,600 per 10,000 units	2017/09/28	200,000,000	2016/07/12
61081	Credit Suisse AG	HSI R Bear CBBC Oct 2016 V	0.2500	20,951 per 10,000 units	20,751 per 10,000 units	2016/10/28	200,000,000	2016/07/12
61112	Credit Suisse AG	HSI R Bear CBBC Oct 2016 W	0.2500	21,150 per 10,000 units	20,950 per 10,000 units	2016/10/28	200,000,000	2016/07/12
61034	Goldman Sachs SP (Asia)	HSI R Bull CBBC Oct 2017 O	0.2520	20,800 per 10,000 units	21,000 per 10,000 units	2017/10/30	200,000,000	2016/07/12
61181	Goldman Sachs SP (Asia)	HSI R Bear CBBC Oct 2016 K	0.2530	20,951 per 10,000 units	20,751 per 10,000 units	2016/10/28	200,000,000	2016/07/12
61182	Goldman Sachs SP (Asia)	HSI R Bear CBBC Oct 2016 L	0.2520	21,100 per 10,000 units	20,900 per 10,000 units	2016/10/28	200,000,000	2016/07/12
61039	HK Bank	China Mobile R Bull CBBC Oct 2017 A	0.2500	83.80 per 100 units	85 per 100 units	2017/10/30	50,000,000	2016/07/12
61051	HK Bank	CSOP A50 ETF R Bull CBBC Apr 2017 A	0.2500	10.5600	10.6600	2017/04/24	50,000,000	2016/07/12
61052	HK Bank	A50 R Bull CBBC Apr 2017 A	0.2500	9.5600	9.6600	2017/04/24	50,000,000	2016/07/12
61037	HK Bank	Ping An R Bull CBBC May 2017 A	0.2500	32.4000	33.0000	2017/05/29	50,000,000	2016/07/12
61050	HK Bank	Tencent R Bull CBBC Jun 2017 E	0.2500	174.38 per 100 units	175.88 per 100 units	2017/06/23	50,000,000	2016/07/12
61175	J P Morgan SP BV	HSI R Bull CBBC Nov 2017 S	0.2500	20,500 per 10,000 units	20,700 per 10,000 units	2017/11/29	200,000,000	2016/07/12
61169	J P Morgan SP BV	HSI R Bull CBBC Dec 2017 O	0.2500	20,800 per 10,000 units	21,000 per 10,000 units	2017/12/28	200,000,000	2016/07/12
61177	J P Morgan SP BV	HSI R Bull CBBC Dec 2017 P	0.2500	20,368 per 10,000 units	20,468 per 10,000 units	2017/12/28	200,000,000	2016/07/12
61184	J P Morgan SP BV	HSI R Bear CBBC Oct 2016 J	0.2500	20,948 per 10,000 units	20,848 per 10,000 units	2016/10/28	200,000,000	2016/07/12
61185	J P Morgan SP BV	HSI R Bear CBBC Nov 2016 H	0.2500	21,300 per 10,000 units	21,100 per 10,000 units	2016/11/29	200,000,000	2016/07/12
61217	J P Morgan SP BV	HSI R Bear CBBC Dec 2016 I	0.2500	21,448 per 10,000 units	21,348 per 10,000 units	2016/12/29	200,000,000	2016/07/12
61023	SG Issuer	HSI R Bull CBBC Oct 2017 X	0.2500	20,358 per 10,000 units	20,458 per 10,000 units	2017/10/30	200,000,000	2016/07/12
61029	SG Issuer	HSI R Bull CBBC Nov 2017 U	0.2500	20,758 per 10,000 units	20,858 per 10,000 units	2017/11/29	200,000,000	2016/07/12
61030	SG Issuer	HSI R Bull CBBC Nov 2017 V	0.2500	20,908 per 10,000 units	21,008 per 10,000 units	2017/11/29	200,000,000	2016/07/12
61062	SG Issuer	HSI R Bear CBBC Oct 2016 X	0.2500	21,138 per 10,000 units	21,038 per 10,000 units	2016/10/28	200,000,000	2016/07/12
61160	UBS AG	HSCEI R Bull CBBC Oct 2017 A	0.2500	8,188 per 10,000 units	8,388 per 10,000 units	2017/10/30	100,000,000	2016/07/12
61128	UBS AG	HSI R Bull CBBC Sep 2017 S	0.2500	20,150 per 10,000 units	20,350 per 10,000 units	2017/09/28	200,000,000	2016/07/12

Newly listed callable bull/bear contracts (continued)

Code	Issuer	Name of issue	Issue prices (HK\$)	Strike price (HKD) / Strike level per 10 units	Call price (HKD) / Call level per 10 units	Expiry date	No. of issue (units)	Listing date
61121	UBS AG	HSI R Bull CBBC Oct 2017 X	0.2500	20,650 per 10,000 units	20,850 per 10,000 units	2017/10/30	200,000,000	2016/07/12
61126	UBS AG	HSI R Bull CBBC Oct 2017 Y	0.2500	20,500 per 10,000 units	20,700 per 10,000 units	2017/10/30	200,000,000	2016/07/12
61114	UBS AG	HSI R Bull CBBC Nov 2017 Y	0.2500	20,859 per 12,000 units	21,059 per 12,000 units	2017/11/29	200,000,000	2016/07/12
61167	UBS AG	HSI R Bear CBBC Oct 2016 C	0.2500	21,300 per 10,000 units	21,100 per 10,000 units	2016/10/28	200,000,000	2016/07/12
61166	UBS AG	HSI R Bear CBBC Oct 2016 G	0.2500	21,100 per 10,000 units	20,900 per 10,000 units	2016/10/28	200,000,000	2016/07/12
61157	UBS AG	Tencent R Bull CBBC Jun 2017 C	0.2500	169.50 per 100 units	172 per 100 units	2017/06/26	50,000,000	2016/07/12
61240	BNP Paribas Arbit Issu B.V.	HSI R Bull CBBC Oct 2017 H	0.2500	20,200 per 10,000 units	20,400 per 10,000 units	2017/10/30	250,000,000	2016/07/13
61425	BNP Paribas Arbit Issu B.V.	HSI R Bear CBBC Feb 2017 M	0.2500	20,600 per 10,000 units	20,400 per 10,000 units	2017/02/27	250,000,000	2016/07/13
61427	BNP Paribas Arbit Issu B.V.	HSI R Bear CBBC Mar 2017 C	0.2500	20,700 per 10,000 units	20,500 per 10,000 units	2017/03/30	250,000,000	2016/07/13
61400	Credit Suisse AG	HSI R Bull CBBC Sep 2017 U	0.2500	20,550 per 10,000 units	20,750 per 10,000 units	2017/09/28	200,000,000	2016/07/13
61405	Credit Suisse AG	HSI R Bull CBBC Nov 2017 T	0.2500	20,250 per 10,000 units	20,450 per 10,000 units	2017/11/29	200,000,000	2016/07/13
61407	Credit Suisse AG	HSI R Bear CBBC Oct 2016 X	0.2500	21,050 per 10,000 units	20,850 per 10,000 units	2016/10/28	200,000,000	2016/07/13
61418	Credit Suisse AG	HSI R Bear CBBC Oct 2016 Y	0.2500	20,560 per 10,000 units	20,360 per 10,000 units	2016/10/28	200,000,000	2016/07/13
61406	Credit Suisse AG	HSI R Bear CBBC Nov 2016 R	0.2500	21,300 per 10,000 units	21,100 per 10,000 units	2016/11/29	200,000,000	2016/07/13
61417	Credit Suisse AG	HSI R Bear CBBC Dec 2016 B	0.2500	20,800 per 10,000 units	20,600 per 10,000 units	2016/12/29	200,000,000	2016/07/13
61433	Goldman Sachs SP (Asia)	HSI R Bull CBBC Nov 2017 K	0.2510	20,200 per 10,000 units	20,400 per 10,000 units	2017/11/29	200,000,000	2016/07/13
61332	Goldman Sachs SP (Asia)	HSI R Bear CBBC Nov 2016 B	0.2510	20,600 per 10,000 units	20,400 per 10,000 units	2016/11/29	200,000,000	2016/07/13
61367	HK Bank	HSI R Bear CBBC Feb 2017 L	0.2500	20,888 per 15,000 units	20,688 per 15,000 units	2017/02/27	150,000,000	2016/07/13
61363	HK Bank	HSI R Bear CBBC Mar 2017 J	0.2500	21,088 per 15,000 units	20,888 per 15,000 units	2017/03/30	150,000,000	2016/07/13
61362	HK Bank	HSI R Bear CBBC Apr 2017 C	0.2500	21,288 per 15,000 units	21,088 per 15,000 units	2017/04/27	150,000,000	2016/07/13
61344	HK Bank	Tencent R Bear CBBC Apr 2017 B	0.2500	179.38 per 100 units	177.88 per 100 units	2017/04/21	40,000,000	2016/07/13
61359	HK Bank	Tencent R Bear CBBC Apr 2017 C	0.2500	182.38 per 100 units	180.88 per 100 units	2017/04/28	40,000,000	2016/07/13
61228	Haitong Int'l Sec	HSI R Bull CBBC Oct 2017 H	0.2510	20,150 per 10,000 units	20,350 per 10,000 units	2017/10/30	200,000,000	2016/07/13
61238	Haitong Int'l Sec	HSI R Bull CBBC Oct 2017 I	0.2510	20,300 per 10,000 units	20,500 per 10,000 units	2017/10/30	200,000,000	2016/07/13
61302	Haitong Int'l Sec	HSI R Bear CBBC Oct 2016 F	0.2500	20,600 per 10,000 units	20,400 per 10,000 units	2016/10/28	200,000,000	2016/07/13
61309	Haitong Int'l Sec	HSI R Bear CBBC Oct 2016 G	0.2510	20,700 per 10,000 units	20,500 per 10,000 units	2016/10/28	200,000,000	2016/07/13
61319	Haitong Int'l Sec	HSI R Bear CBBC Oct 2016 H	0.2510	20,800 per 10,000 units	20,600 per 10,000 units	2016/10/28	200,000,000	2016/07/13
61324	Haitong Int'l Sec	HSI R Bear CBBC Oct 2016 I	0.2500	20,900 per 10,000 units	20,700 per 10,000 units	2016/10/28	200,000,000	2016/07/13
61326	Haitong Int'l Sec	HSI R Bear CBBC Oct 2016 J	0.2510	21,000 per 10,000 units	20,800 per 10,000 units	2016/10/28	200,000,000	2016/07/13
61329	Haitong Int'l Sec	HSI R Bear CBBC Oct 2016 K	0.2500	21,100 per 10,000 units	20,900 per 10,000 units	2016/10/28	200,000,000	2016/07/13
61330	Haitong Int'l Sec	HSI R Bear CBBC Oct 2016 L	0.2500	21,300 per 10,000 units	21,100 per 10,000 units	2016/10/28	200,000,000	2016/07/13
61451	J P Morgan SP BV	HSI R Bull CBBC Nov 2017 T	0.2500	20,650 per 10,000 units	20,750 per 10,000 units	2017/11/29	200,000,000	2016/07/13
61453	J P Morgan SP BV	HSI R Bull CBBC Nov 2017 U	0.2500	20,300 per 10,000 units	20,500 per 10,000 units	2017/11/29	200,000,000	2016/07/13
61469	J P Morgan SP BV	HSI R Bear CBBC Oct 2016 D	0.2500	20,460 per 10,000 units	20,360 per 10,000 units	2016/10/28	200,000,000	2016/07/13
61470	J P Morgan SP BV	HSI R Bear CBBC Nov 2016 I	0.2500	20,800 per 10,000 units	20,600 per 10,000 units	2016/11/29	200,000,000	2016/07/13
61471	J P Morgan SP BV	HSI R Bear CBBC Dec 2016 J	0.2500	21,100 per 10,000 units	20,900 per 10,000 units	2016/12/29	200,000,000	2016/07/13
61387	Macquarie Bank Ltd.	HSI R Bear CBBC Mar 2017 D	0.2500	21,100 per 20,000 units	20,900 per 20,000 units	2017/03/30	40,000,000	2016/07/13
61244	SG Issuer	HSI R Bull CBBC Nov 2017 W	0.2500	19,808 per 10,000 units	19,908 per 10,000 units	2017/11/29	200,000,000	2016/07/13
61287	SG Issuer	HSI R Bull CBBC Nov 2017 X	0.2500	20,408 per 10,000 units	20,508 per 10,000 units	2017/11/29	200,000,000	2016/07/13
61291	SG Issuer	HSI R Bull CBBC Nov 2017 Y	0.2500	20,608 per 10,000 units	20,708 per 10,000 units	2017/11/29	200,000,000	2016/07/13
61432	SG Issuer	HSI R Bear CBBC Oct 2016 A	0.2500	20,738 per 10,000 units	20,538 per 10,000 units	2016/10/28	200,000,000	2016/07/13
61301	SG Issuer	HSI R Bear CBBC Oct 2016 H	0.2500	21,338 per 10,000 units	21,138 per 10,000 units	2016/10/28	200,000,000	2016/07/13
61294	SG Issuer	HSI R Bear CBBC Oct 2016 Y	0.2500	21,038 per 10,000 units	20,838 per 10,000 units	2016/10/28	200,000,000	2016/07/13

Newly listed callable bull/bear contracts (continued)

Code	Issuer	Name of issue	Issue prices (HK\$)	Strike price (HKD) / Strike level per 10 units	Call price (HKD) / Call level per 10 units	Expiry date	No. of issue (units)	Listing date
61429	SG Issuer	HSI R Bear CBBC Oct 2016 Z	0.2500	20,488 per 10,000 units	20,388 per 10,000 units	2016/10/28	200,000,000	2016/07/13
61434	UBS AG	HSI R Bull CBBC Sep 2017 T	0.2500	20,550 per 12,000 units	20,750 per 12,000 units	2017/09/28	200,000,000	2016/07/13
61437	UBS AG	HSI R Bull CBBC Nov 2017 Z	0.2500	20,300 per 10,000 units	20,500 per 10,000 units	2017/11/29	200,000,000	2016/07/13
61439	UBS AG	HSI R Bear CBBC Oct 2016 E	0.2500	20,560 per 10,000 units	20,360 per 10,000 units	2016/10/28	200,000,000	2016/07/13
61447	UBS AG	HSI R Bear CBBC Oct 2016 H	0.2500	20,900 per 10,000 units	20,700 per 10,000 units	2016/10/28	200,000,000	2016/07/13
61441	UBS AG	HSI R Bear CBBC Nov 2016 D	0.2500	20,750 per 12,000 units	20,550 per 12,000 units	2016/11/29	200,000,000	2016/07/13
61521	Credit Suisse AG	HSI R Bull CBBC Aug 2017 A	0.2500	20,466 per 12,000 units	20,706 per 12,000 units	2017/08/30	200,000,000	2016/07/14
61520	Credit Suisse AG	HSI R Bull CBBC Sep 2017 V	0.2500	20,100 per 10,000 units	20,300 per 10,000 units	2017/09/28	200,000,000	2016/07/14
61519	Credit Suisse AG	HSI R Bear CBBC Oct 2016 Z	0.2500	20,700 per 10,000 units	20,500 per 10,000 units	2016/10/28	200,000,000	2016/07/14
61523	Bank of East Asia	HKEX R Bull CBBC Dec 2017 A	0.2500	171.80 per 100 units	174.80 per 100 units	2017/12/08	40,000,000	2016/07/14
61522	Bank of East Asia	HSBC Holdings R Bull CBBC Jan 2018 A	0.2500	40.28 per 100 units	41.28 per 100 units	2018/01/05	60,000,000	2016/07/14
61524	Bank of East Asia	Tencent R Bull CBBC Jan 2018 A	0.2500	161 per 100 units	164 per 100 units	2018/01/08	40,000,000	2016/07/14
61486	Goldman Sachs SP (Asia)	HSI R Bull CBBC Nov 2017 L	0.2520	20,400 per 10,000 units	20,600 per 10,000 units	2017/11/29	200,000,000	2016/07/14
61548	Goldman Sachs SP (Asia)	HSI R Bull CBBC Nov 2017 M	0.2530	20,500 per 10,000 units	20,700 per 10,000 units	2017/11/29	200,000,000	2016/07/14
61474	Goldman Sachs SP (Asia)	HSI R Bear CBBC Nov 2016 C	0.2540	20,800 per 10,000 units	20,600 per 10,000 units	2016/11/29	200,000,000	2016/07/14
61481	HK Bank	HSCEI R Bear CBBC Feb 2017 E	0.2500	8,838 per 10,000 units	8,738 per 10,000 units	2017/02/27	50,000,000	2016/07/14
61531	J P Morgan SP BV	HSI R Bull CBBC Dec 2017 Q	0.2500	20,468 per 10,000 units	20,568 per 10,000 units	2017/12/28	200,000,000	2016/07/14
61541	J P Morgan SP BV	HSI R Bull CBBC Jan 2018 B	0.2500	20,168 per 10,000 units	20,268 per 10,000 units	2018/01/30	200,000,000	2016/07/14
61528	J P Morgan SP BV	HSI R Bear CBBC Nov 2016 J	0.2500	20,700 per 10,000 units	20,500 per 10,000 units	2016/11/29	200,000,000	2016/07/14
61530	J P Morgan SP BV	HSI R Bear CBBC Dec 2016 K	0.2500	21,148 per 10,000 units	20,948 per 10,000 units	2016/12/29	200,000,000	2016/07/14
61544	J P Morgan SP BV	Tencent R Bull CBBC Aug 2017 B	0.2500	171.38 per 100 units	173.88 per 100 units	2017/08/18	60,000,000	2016/07/14
61510	SG Issuer	HSI R Bull CBBC Nov 2017 Z	0.2500	20,508 per 10,000 units	20,608 per 10,000 units	2017/11/29	200,000,000	2016/07/14
61512	SG Issuer	HSI R Bear CBBC Oct 2016 B	0.2500	20,788 per 10,000 units	20,688 per 10,000 units	2016/10/28	200,000,000	2016/07/14
61527	UBS AG	HSI R Bull CBBC Oct 2017 Z	0.2500	20,350 per 12,000 units	20,550 per 12,000 units	2017/10/30	200,000,000	2016/07/14
61526	UBS AG	HSI R Bear CBBC Oct 2016 D	0.2500	20,696 per 12,000 units	20,496 per 12,000 units	2016/10/28	200,000,000	2016/07/14
61525	UBS AG	HSI R Bear CBBC Oct 2016 I	0.2500	20,800 per 10,000 units	20,600 per 10,000 units	2016/10/28	200,000,000	2016/07/14
61556	BNP Paribas Arbit Issu B.V.	HSI R Bull CBBC Sep 2017 H	0.2500	20,500 per 10,000 units	20,700 per 10,000 units	2017/09/28	250,000,000	2016/07/15
61659	BNP Paribas Arbit Issu B.V.	HSI R Bull CBBC Sep 2017 I	0.2500	20,300 per 10,000 units	20,500 per 10,000 units	2017/09/28	250,000,000	2016/07/15
61551	BNP Paribas Arbit Issu B.V.	HSI R Bull CBBC Oct 2017 I	0.2500	20,400 per 10,000 units	20,600 per 10,000 units	2017/10/30	250,000,000	2016/07/15
61608	BNP Paribas Arbit Issu B.V.	HSI R Bear CBBC Feb 2017 X	0.2500	20,800 per 10,000 units	20,600 per 10,000 units	2017/02/27	250,000,000	2016/07/15
61610	Credit Suisse AG	HSI R Bull CBBC Nov 2017 U	0.2500	20,450 per 10,000 units	20,650 per 10,000 units	2017/11/29	200,000,000	2016/07/15
61648	Credit Suisse AG	HSI R Bear CBBC Nov 2016 S	0.2500	20,729 per 12,000 units	20,489 per 12,000 units	2016/11/29	200,000,000	2016/07/15
61654	Credit Suisse AG	HSI R Bear CBBC Nov 2016 T	0.2500	20,850 per 10,000 units	20,650 per 10,000 units	2016/11/29	200,000,000	2016/07/15
61565	Goldman Sachs SP (Asia)	HSI R Bull CBBC Oct 2017 P	0.2540	20,300 per 10,000 units	20,500 per 10,000 units	2017/10/30	200,000,000	2016/07/15
61612	Goldman Sachs SP (Asia)	HSI R Bear CBBC Oct 2016 M	0.2520	20,689 per 10,000 units	20,489 per 10,000 units	2016/10/28	200,000,000	2016/07/15
61638	J P Morgan SP BV	HSI R Bull CBBC Oct 2017 A	0.2500	20,400 per 10,000 units	20,600 per 10,000 units	2017/10/30	200,000,000	2016/07/15
61639	J P Morgan SP BV	HSI R Bull CBBC Jan 2018 C	0.2500	19,768 per 10,000 units	19,868 per 10,000 units	2018/01/30	200,000,000	2016/07/15
61640	J P Morgan SP BV	HSI R Bear CBBC Dec 2016 L	0.2500	20,648 per 10,000 units	20,548 per 10,000 units	2016/12/29	200,000,000	2016/07/15
61643	J P Morgan SP BV	HSI R Bear CBBC Dec 2016 M	0.2500	21,248 per 10,000 units	21,148 per 10,000 units	2016/12/29	200,000,000	2016/07/15
61566	SG Issuer	HSI R Bull CBBC Nov 2017 A	0.2500	20,458 per 10,000 units	20,558 per 10,000 units	2017/11/29	200,000,000	2016/07/15
61591	SG Issuer	HSI R Bear CBBC Oct 2016 C	0.2500	20,838 per 10,000 units	20,738 per 10,000 units	2016/10/28	200,000,000	2016/07/15
61696	UBS AG	HSI R Bull CBBC Sep 2017 U	0.2500	20,450 per 10,000 units	20,650 per 10,000 units	2017/09/28	200,000,000	2016/07/15
61697	UBS AG	HSI R Bear CBBC Oct 2016 J	0.2500	20,700 per 10,000 units	20,500 per 10,000 units	2016/10/28	200,000,000	2016/07/15

Newly listed callable bull/bear contracts (continued)

Code	Issuer	Name of issue	Issue prices (HK\$)	Strike price (HKD) / Strike level per 10 units	Call price (HKD) / Call level per 10 units	Expiry date	No. of issue (units)	Listing date
61760	BNP Paribas Arbit Issu B.V.	HSI R Bull CBBC Sep 2017 J	0.2500	20,700 per 10,000 units	20,900 per 10,000 units	2017/09/28	250,000,000	2016/07/18
61737	BNP Paribas Arbit Issu B.V.	HSI R Bear CBBC Mar 2017 T	0.2500	21,100 per 10,000 units	20,900 per 10,000 units	2017/03/30	250,000,000	2016/07/18
61736	BNP Paribas Arbit Issu B.V.	HSI R Bear CBBC Mar 2017 V	0.2500	20,900 per 10,000 units	20,700 per 10,000 units	2017/03/30	250,000,000	2016/07/18
61786	Credit Suisse AG	HSI R Bull CBBC Nov 2017 V	0.2500	20,700 per 10,000 units	20,900 per 10,000 units	2017/11/29	200,000,000	2016/07/18
61796	Credit Suisse AG	HSI R Bull CBBC Nov 2017 W	0.2500	20,350 per 10,000 units	20,550 per 10,000 units	2017/11/29	200,000,000	2016/07/18
61776	Credit Suisse AG	HSI R Bear CBBC Oct 2016 O	0.2500	21,000 per 10,000 units	20,800 per 10,000 units	2016/10/28	200,000,000	2016/07/18
61774	Credit Suisse AG	HSI R Bear CBBC Dec 2016 C	0.2500	20,808 per 12,000 units	20,568 per 12,000 units	2016/12/29	200,000,000	2016/07/18
61766	Goldman Sachs SP (Asia)	HSI R Bull CBBC Nov 2017 N	0.2510	20,700 per 10,000 units	20,900 per 10,000 units	2017/11/29	200,000,000	2016/07/18
61742	Goldman Sachs SP (Asia)	HSI R Bear CBBC Nov 2016 D	0.2540	21,000 per 10,000 units	20,800 per 10,000 units	2016/11/29	200,000,000	2016/07/18
61745	HK Bank	HSI R Bull CBBC Aug 2017 D	0.2500	20,298 per 15,000 units	20,498 per 15,000 units	2017/08/30	150,000,000	2016/07/18
61805	Haitong Int'l Sec	HSI R Bull CBBC Oct 2017 J	0.2520	20,680 per 10,000 units	20,880 per 10,000 units	2017/10/30	200,000,000	2016/07/18
61813	Haitong Int'l Sec	HSI R Bull CBBC Oct 2017 K	0.2500	20,550 per 10,000 units	20,750 per 10,000 units	2017/10/30	200,000,000	2016/07/18
61824	Haitong Int'l Sec	HSI R Bull CBBC Oct 2017 L	0.2510	20,450 per 10,000 units	20,650 per 10,000 units	2017/10/30	200,000,000	2016/07/18
61828	Haitong Int'l Sec	HSI R Bull CBBC Oct 2017 M	0.2520	20,350 per 10,000 units	20,550 per 10,000 units	2017/10/30	200,000,000	2016/07/18
61833	Haitong Int'l Sec	HSI R Bear CBBC Dec 2016 A	0.2500	21,850 per 10,000 units	21,650 per 10,000 units	2016/12/29	200,000,000	2016/07/18
61880	Haitong Int'l Sec	HSI R Bear CBBC Dec 2016 B	0.2560	22,000 per 10,000 units	21,800 per 10,000 units	2016/12/29	200,000,000	2016/07/18
61881	Haitong Int'l Sec	HSI R Bear CBBC Dec 2016 C	0.2570	22,200 per 10,000 units	22,000 per 10,000 units	2016/12/29	200,000,000	2016/07/18
61890	Haitong Int'l Sec	HSI R Bear CBBC Dec 2016 D	0.2570	22,400 per 10,000 units	22,200 per 10,000 units	2016/12/29	200,000,000	2016/07/18
61903	J P Morgan SP BV	HSI R Bull CBBC Oct 2017 C	0.2500	20,700 per 10,000 units	20,900 per 10,000 units	2017/10/30	200,000,000	2016/07/18
61909	J P Morgan SP BV	HSI R Bull CBBC Nov 2017 V	0.2500	20,668 per 10,000 units	20,768 per 10,000 units	2017/11/29	200,000,000	2016/07/18
61916	J P Morgan SP BV	HSI R Bull CBBC Dec 2017 R	0.2500	20,200 per 10,000 units	20,400 per 10,000 units	2017/12/28	200,000,000	2016/07/18
61901	J P Morgan SP BV	HSI R Bear CBBC Oct 2016 E	0.2500	20,900 per 10,000 units	20,700 per 10,000 units	2016/10/28	200,000,000	2016/07/18
61700	SG Issuer	CMob R Bull CBBC Oct 2017 C	0.2500	82.88 per 100 units	84.08 per 100 units	2017/10/30	100,000,000	2016/07/18
61717	SG Issuer	CNOOC R Bull CBBC Jul 2017 A	0.2500	8.4800	8.6800	2017/07/28	40,000,000	2016/07/18
61721	SG Issuer	CNOOC R Bull CBBC Jul 2017 B	0.2500	8.8800	9.0800	2017/07/28	40,000,000	2016/07/18
61703	SG Issuer	CNOOC R Bull CBBC Oct 2017 A	0.2500	7.6800	7.8800	2017/10/30	40,000,000	2016/07/18
61716	SG Issuer	CNOOC R Bull CBBC Oct 2017 B	0.2500	8.0800	8.2800	2017/10/30	40,000,000	2016/07/18
61725	SG Issuer	HKEX R Bull CBBC Sep 2017 G	0.2500	175.08 per 100 units	177.08 per 100 units	2017/09/28	100,000,000	2016/07/18
61749	SG Issuer	HSI R Bull CBBC Nov 2017 B	0.2500	20,708 per 10,000 units	20,808 per 10,000 units	2017/11/29	200,000,000	2016/07/18
61722	SG Issuer	HSI R Bear CBBC Oct 2016 G	0.2500	20,688 per 10,000 units	20,588 per 10,000 units	2016/10/28	200,000,000	2016/07/18
61724	SG Issuer	HSI R Bear CBBC Nov 2016 R	0.2500	20,888 per 10,000 units	20,788 per 10,000 units	2016/11/29	200,000,000	2016/07/18
61731	SG Issuer	Tencent R Bull CBBC Aug 2017 E	0.2500	166.58 per 100 units	168.08 per 100 units	2017/08/30	100,000,000	2016/07/18
61732	SG Issuer	Tencent R Bull CBBC Aug 2017 F	0.2500	169.58 per 100 units	171.08 per 100 units	2017/08/30	100,000,000	2016/07/18
61924	UBS AG	HSI R Bull CBBC Dec 2017 J	0.2500	20,702 per 10,000 units	20,902 per 10,000 units	2017/12/28	200,000,000	2016/07/18
61917	UBS AG	HSI R Bear CBBC Oct 2016 K	0.2500	20,850 per 10,000 units	20,650 per 10,000 units	2016/10/28	200,000,000	2016/07/18
61922	UBS AG	HSI R Bear CBBC Oct 2016 L	0.2500	21,000 per 10,000 units	20,800 per 10,000 units	2016/10/28	200,000,000	2016/07/18
61923	UBS AG	HSI R Bear CBBC Nov 2016 E	0.2500	21,150 per 10,000 units	20,950 per 10,000 units	2016/11/29	200,000,000	2016/07/18
62070	BNP Paribas Arbit Issu B.V.	HSI R Bull CBBC Sep 2017 K	0.2500	20,900 per 10,000 units	21,100 per 10,000 units	2017/09/28	250,000,000	2016/07/19
62034	BNP Paribas Arbit Issu B.V.	HSI R Bull CBBC Oct 2017 J	0.2500	20,800 per 10,000 units	21,000 per 10,000 units	2017/10/30	250,000,000	2016/07/19
62074	BNP Paribas Arbit Issu B.V.	HSI R Bull CBBC Oct 2017 K	0.2500	21,000 per 10,000 units	21,200 per 10,000 units	2017/10/30	250,000,000	2016/07/19
61929	BNP Paribas Arbit Issu B.V.	HSI R Bear CBBC Feb 2017 N	0.2500	21,200 per 10,000 units	21,000 per 10,000 units	2017/02/27	250,000,000	2016/07/19
61945	BNP Paribas Arbit Issu B.V.	HSI R Bear CBBC Feb 2017 U	0.2500	21,400 per 10,000 units	21,200 per 10,000 units	2017/02/27	250,000,000	2016/07/19
61939	BNP Paribas Arbit Issu B.V.	HSI R Bear CBBC Mar 2017 U	0.2500	21,300 per 10,000 units	21,100 per 10,000 units	2017/03/30	250,000,000	2016/07/19

Newly listed callable bull/bear contracts (continued)

Code	Issuer	Name of issue	Issue prices (HK\$)	Strike price (HKD) / Strike level per 10 units	Call price (HKD) / Call level per 10 units	Expiry date	No. of issue (units)	Listing date
62013	Credit Suisse AG	HSI R Bull CBBC Dec 2017 A	0.2500	21,024 per 10,000 units	21,224 per 10,000 units	2017/12/28	200,000,000	2016/07/19
62023	Credit Suisse AG	HSI R Bull CBBC Dec 2017 B	0.2500	20,850 per 10,000 units	21,050 per 10,000 units	2017/12/28	200,000,000	2016/07/19
62025	Credit Suisse AG	HSI R Bull CBBC Dec 2017 C	0.2500	20,600 per 10,000 units	20,800 per 10,000 units	2017/12/28	200,000,000	2016/07/19
61965	Credit Suisse AG	HSI R Bear CBBC Oct 2016 D	0.2500	21,250 per 10,000 units	21,050 per 10,000 units	2016/10/28	200,000,000	2016/07/19
61966	Credit Suisse AG	HSI R Bear CBBC Nov 2016 U	0.2500	21,800 per 10,000 units	21,600 per 10,000 units	2016/11/29	200,000,000	2016/07/19
61968	Credit Suisse AG	HSI R Bear CBBC Nov 2016 V	0.2500	22,050 per 10,000 units	21,850 per 10,000 units	2016/11/29	200,000,000	2016/07/19
61973	Credit Suisse AG	HSI R Bear CBBC Nov 2016 W	0.2500	22,350 per 10,000 units	22,150 per 10,000 units	2016/11/29	200,000,000	2016/07/19
62008	Credit Suisse AG	HSI R Bear CBBC Nov 2016 X	0.2500	21,450 per 10,000 units	21,250 per 10,000 units	2016/11/29	200,000,000	2016/07/19
61948	Credit Suisse AG	HSI R Bear CBBC Dec 2016 D	0.2500	21,128 per 12,000 units	20,888 per 12,000 units	2016/12/29	200,000,000	2016/07/19
61976	Credit Suisse AG	HSI R Bear CBBC Dec 2016 E	0.2500	22,650 per 10,000 units	22,450 per 10,000 units	2016/12/29	200,000,000	2016/07/19
61987	Credit Suisse AG	HSI R Bear CBBC Dec 2016 F	0.2500	22,800 per 10,000 units	22,600 per 10,000 units	2016/12/29	200,000,000	2016/07/19
61999	Credit Suisse AG	HSI R Bear CBBC Dec 2016 G	0.2500	23,050 per 10,000 units	22,850 per 10,000 units	2016/12/29	200,000,000	2016/07/19
62110	Goldman Sachs SP (Asia)	HSI R Bull CBBC Oct 2017 Q	0.2520	20,600 per 10,000 units	20,800 per 10,000 units	2017/10/30	200,000,000	2016/07/19
62099	Goldman Sachs SP (Asia)	HSI R Bull CBBC Nov 2017 O	0.2510	21,024 per 10,000 units	21,224 per 10,000 units	2017/11/29	200,000,000	2016/07/19
62100	Goldman Sachs SP (Asia)	HSI R Bull CBBC Nov 2017 P	0.2510	20,800 per 10,000 units	21,000 per 10,000 units	2017/11/29	200,000,000	2016/07/19
61931	Goldman Sachs SP (Asia)	HSI R Bear CBBC Oct 2016 N	0.2520	21,081 per 10,000 units	20,881 per 10,000 units	2016/10/28	200,000,000	2016/07/19
61932	Goldman Sachs SP (Asia)	HSI R Bear CBBC Nov 2016 E	0.2530	21,200 per 10,000 units	21,000 per 10,000 units	2016/11/29	200,000,000	2016/07/19
61933	Goldman Sachs SP (Asia)	HSI R Bear CBBC Nov 2016 F	0.2520	21,400 per 10,000 units	21,200 per 10,000 units	2016/11/29	200,000,000	2016/07/19
62318	J P Morgan SP BV	HKEX R Bull CBBC Sep 2017 E	0.2500	180.88 per 100 units	182.88 per 100 units	2017/09/15	40,000,000	2016/07/19
62320	J P Morgan SP BV	HSI R Bull CBBC Nov 2017 W	0.2500	21,124 per 10,000 units	21,224 per 10,000 units	2017/11/29	200,000,000	2016/07/19
62328	J P Morgan SP BV	HSI R Bull CBBC Dec 2017 S	0.2500	20,800 per 10,000 units	21,000 per 10,000 units	2017/12/28	200,000,000	2016/07/19
62336	J P Morgan SP BV	HSI R Bull CBBC Dec 2017 T	0.2500	20,600 per 10,000 units	20,800 per 10,000 units	2017/12/28	200,000,000	2016/07/19
62250	J P Morgan SP BV	HSI R Bear CBBC Oct 2016 G	0.2500	21,200 per 10,000 units	21,000 per 10,000 units	2016/10/28	200,000,000	2016/07/19
62248	J P Morgan SP BV	HSI R Bear CBBC Dec 2016 N	0.2500	21,848 per 10,000 units	21,748 per 10,000 units	2016/12/29	200,000,000	2016/07/19
62311	J P Morgan SP BV	HSI R Bear CBBC Dec 2016 O	0.2500	21,348 per 10,000 units	21,248 per 10,000 units	2016/12/29	200,000,000	2016/07/19
62274	J P Morgan SP BV	HSI R Bear CBBC Jan 2017 C	0.2500	22,200 per 10,000 units	22,000 per 10,000 units	2017/01/26	200,000,000	2016/07/19
62295	J P Morgan SP BV	HSI R Bear CBBC Jan 2017 D	0.2500	22,400 per 10,000 units	22,200 per 10,000 units	2017/01/26	200,000,000	2016/07/19
62315	J P Morgan SP BV	Tencent R Bull CBBC Jul 2017 F	0.2500	174.38 per 100 units	176.88 per 100 units	2017/07/21	60,000,000	2016/07/19
62317	J P Morgan SP BV	Tencent R Bear CBBC Apr 2017 D	0.2900	208.88 per 100 units	206.08 per 100 units	2017/04/21	60,000,000	2016/07/19
62205	SG Issuer	HSI R Bull CBBC Oct 2017 A	0.2500	20,958 per 10,000 units	21,158 per 10,000 units	2017/10/30	200,000,000	2016/07/19
61946	SG Issuer	HSI R Bull CBBC Oct 2017 Y	0.2500	20,558 per 10,000 units	20,758 per 10,000 units	2017/10/30	200,000,000	2016/07/19
61947	SG Issuer	HSI R Bull CBBC Oct 2017 Z	0.2500	20,758 per 10,000 units	20,958 per 10,000 units	2017/10/30	200,000,000	2016/07/19
61928	SG Issuer	HSI R Bear CBBC Oct 2016 I	0.2500	21,138 per 10,000 units	21,038 per 10,000 units	2016/10/28	200,000,000	2016/07/19
62216	SG Issuer	HSI R Bear CBBC Oct 2016 S	0.2500	21,438 per 10,000 units	21,238 per 10,000 units	2016/10/28	200,000,000	2016/07/19
61927	SG Issuer	HSI R Bear CBBC Nov 2016 S	0.2500	20,988 per 10,000 units	20,888 per 10,000 units	2016/11/29	200,000,000	2016/07/19
62149	UBS AG	HSI R Bull CBBC Nov 2017 F	0.2500	21,024 per 10,000 units	21,224 per 10,000 units	2017/11/29	200,000,000	2016/07/19
62190	UBS AG	HSI R Bull CBBC Nov 2017 G	0.2500	20,750 per 10,000 units	20,950 per 10,000 units	2017/11/29	200,000,000	2016/07/19
62202	UBS AG	HSI R Bull CBBC Nov 2017 H	0.2500	20,600 per 10,000 units	20,800 per 10,000 units	2017/11/29	200,000,000	2016/07/19
62172	UBS AG	HSI R Bull CBBC Dec 2017 K	0.2500	20,900 per 10,000 units	21,100 per 10,000 units	2017/12/28	200,000,000	2016/07/19
62119	UBS AG	HSI R Bear CBBC Oct 2016 M	0.2500	21,081 per 10,000 units	20,881 per 10,000 units	2016/10/28	200,000,000	2016/07/19
62120	UBS AG	HSI R Bear CBBC Oct 2016 N	0.2500	21,200 per 10,000 units	21,000 per 10,000 units	2016/10/28	200,000,000	2016/07/19
62134	UBS AG	HSI R Bear CBBC Oct 2016 O	0.2500	22,100 per 10,000 units	21,900 per 10,000 units	2016/10/28	200,000,000	2016/07/19
62139	UBS AG	HSI R Bear CBBC Oct 2016 P	0.2500	22,700 per 10,000 units	22,500 per 10,000 units	2016/10/28	200,000,000	2016/07/19

Newly listed callable bull/bear contracts (continued)

Code	Issuer	Name of issue	Issue prices (HK\$)	Strike price (HKD) / Strike level per 10 units	Call price (HKD) / Call level per 10 units	Expiry date	No. of issue (units)	Listing date
62140	UBS AG	HSI R Bear CBBC Oct 2016 Q	0.2500	21,350 per 10,000 units	21,150 per 10,000 units	2016/10/28	200,000,000	2016/07/19
62383	BNP Paribas Arbit Issu B.V.	CSOP A50 ETF R Bull CBBC Jun17A	0.2500	10.2000	10.5000	2017/06/30	80,000,000	2016/07/20
62384	BNP Paribas Arbit Issu B.V.	A50 Ch R Bull CBBC Jun 2017 A	0.2500	9.2000	9.5000	2017/06/30	80,000,000	2016/07/20
62380	BNP Paribas Arbit Issu B.V.	HSI R Bull CBBC Sep 2017 L	0.2500	21,100 per 10,000 units	21,300 per 10,000 units	2017/09/28	250,000,000	2016/07/20
62345	BNP Paribas Arbit Issu B.V.	HSI R Bear CBBC Feb 2017 I	0.2500	21,600 per 10,000 units	21,400 per 10,000 units	2017/02/27	250,000,000	2016/07/20
62344	BNP Paribas Arbit Issu B.V.	HSI R Bear CBBC Mar 2017 W	0.2500	21,500 per 10,000 units	21,300 per 10,000 units	2017/03/30	250,000,000	2016/07/20
62490	Credit Suisse AG	HSI R Bull CBBC Oct 2017 W	0.2500	20,750 per 10,000 units	20,950 per 10,000 units	2017/10/30	200,000,000	2016/07/20
62492	Credit Suisse AG	HSI R Bull CBBC Oct 2017 X	0.2500	20,950 per 10,000 units	21,150 per 10,000 units	2017/10/30	200,000,000	2016/07/20
62494	Credit Suisse AG	HSI R Bull CBBC Oct 2017 Y	0.2500	21,095 per 12,000 units	21,335 per 12,000 units	2017/10/30	200,000,000	2016/07/20
62489	Credit Suisse AG	HSI R Bear CBBC Oct 2016 C	0.2500	21,500 per 10,000 units	21,300 per 10,000 units	2016/10/28	200,000,000	2016/07/20
62482	Goldman Sachs SP (Asia)	HSI R Bull CBBC Dec 2017 B	0.2520	21,135 per 10,000 units	21,335 per 10,000 units	2017/12/28	200,000,000	2016/07/20
62488	Goldman Sachs SP (Asia)	HSI R Bull CBBC Dec 2017 C	0.2530	20,900 per 10,000 units	21,100 per 10,000 units	2017/12/28	200,000,000	2016/07/20
62338	Goldman Sachs SP (Asia)	HSI R Bear CBBC Nov 2016 G	0.2510	21,500 per 10,000 units	21,300 per 10,000 units	2016/11/29	200,000,000	2016/07/20
62371	HK Bank	HSCEI R Bull CBBC Jun 2017 A	0.2500	8,538 per 10,000 units	8,638 per 10,000 units	2017/06/29	60,000,000	2016/07/20
62347	HK Bank	HSI R Bull CBBC Jun 2017 E	0.2500	20,898 per 15,000 units	21,098 per 15,000 units	2017/06/29	150,000,000	2016/07/20
62350	HK Bank	HSI R Bull CBBC Jul 2017 F	0.2500	20,698 per 15,000 units	20,898 per 15,000 units	2017/07/28	150,000,000	2016/07/20
62537	J P Morgan SP BV	CSOP A50 ETF R Bull CBBC Aug 2017 A	0.2500	10.7800	10.8800	2017/08/18	100,000,000	2016/07/20
62569	J P Morgan SP BV	A50 China R Bull CBBC Sep 2017 A	0.2500	9.7800	9.8800	2017/09/15	100,000,000	2016/07/20
62503	J P Morgan SP BV	HSI R Bull CBBC Nov 2017 X	0.2500	21,235 per 10,000 units	21,335 per 10,000 units	2017/11/29	200,000,000	2016/07/20
62515	J P Morgan SP BV	HSI R Bull CBBC Dec 2017 U	0.2500	20,900 per 10,000 units	21,100 per 10,000 units	2017/12/28	200,000,000	2016/07/20
62535	J P Morgan SP BV	HSI R Bull CBBC Jan 2018 D	0.2500	20,768 per 10,000 units	20,868 per 10,000 units	2018/01/30	200,000,000	2016/07/20
62502	J P Morgan SP BV	HSI R Bear CBBC Oct 2016 C	0.2500	21,500 per 10,000 units	21,300 per 10,000 units	2016/10/28	200,000,000	2016/07/20
62372	Macquarie Bank Ltd.	HSI R Bull CBBC Mar 2017 J	0.2500	20,700 per 20,000 units	20,900 per 20,000 units	2017/03/30	40,000,000	2016/07/20
62387	SG Issuer	HSI R Bull CBBC Nov 2017 C	0.2500	20,808 per 10,000 units	20,908 per 10,000 units	2017/11/29	200,000,000	2016/07/20
62423	SG Issuer	HSI R Bull CBBC Nov 2017 D	0.2500	21,008 per 10,000 units	21,108 per 10,000 units	2017/11/29	200,000,000	2016/07/20
62428	SG Issuer	HSI R Bull CBBC Nov 2017 E	0.2500	21,208 per 10,000 units	21,308 per 10,000 units	2017/11/29	200,000,000	2016/07/20
62430	SG Issuer	HSI R Bear CBBC Oct 2016 V	0.2500	21,538 per 10,000 units	21,338 per 10,000 units	2016/10/28	200,000,000	2016/07/20
62450	UBS AG	HSI R Bull CBBC Oct 2017 D	0.2500	21,135 per 10,000 units	21,335 per 10,000 units	2017/10/30	200,000,000	2016/07/20
62451	UBS AG	HSI R Bull CBBC Oct 2017 E	0.2500	20,950 per 10,000 units	21,150 per 10,000 units	2017/10/30	200,000,000	2016/07/20
62460	UBS AG	HSI R Bull CBBC Dec 2017 L	0.2500	20,800 per 10,000 units	21,000 per 10,000 units	2017/12/28	200,000,000	2016/07/20
62437	UBS AG	HSI R Bear CBBC Oct 2016 R	0.2500	21,425 per 10,000 units	21,225 per 10,000 units	2016/10/28	200,000,000	2016/07/20
62438	UBS AG	HSI R Bear CBBC Oct 2016 S	0.2500	21,600 per 10,000 units	21,400 per 10,000 units	2016/10/28	200,000,000	2016/07/20
62439	UBS AG	HSI R Bear CBBC Oct 2016 T	0.2500	22,300 per 10,000 units	22,100 per 10,000 units	2016/10/28	200,000,000	2016/07/20
62447	UBS AG	HSI R Bear CBBC Oct 2016 U	0.2500	22,800 per 10,000 units	22,600 per 10,000 units	2016/10/28	200,000,000	2016/07/20
62710	BNP Paribas Arbit Issu B.V.	HSCEI R Bull CBBC Oct 2017 A	0.2500	8,400 per 10,000 units	8,600 per 10,000 units	2017/10/30	100,000,000	2016/07/21
62892	BNP Paribas Arbit Issu B.V.	HSI R Bull CBBC Sep 2017 M	0.2500	21,300 per 10,000 units	21,500 per 10,000 units	2017/09/28	250,000,000	2016/07/21
62885	BNP Paribas Arbit Issu B.V.	HSI R Bull CBBC Oct 2017 L	0.2500	21,200 per 10,000 units	21,400 per 10,000 units	2017/10/30	250,000,000	2016/07/21
62691	BNP Paribas Arbit Issu B.V.	HSI R Bear CBBC Feb 2017 V	0.2500	23,600 per 10,000 units	23,400 per 10,000 units	2017/02/27	250,000,000	2016/07/21
62709	BNP Paribas Arbit Issu B.V.	HSI R Bear CBBC Feb 2017 W	0.2700	24,000 per 10,000 units	23,800 per 10,000 units	2017/02/27	250,000,000	2016/07/21
62682	BNP Paribas Arbit Issu B.V.	HSI R Bear CBBC Mar 2017 K	0.2500	21,700 per 10,000 units	21,500 per 10,000 units	2017/03/30	250,000,000	2016/07/21
62684	BNP Paribas Arbit Issu B.V.	HSI R Bear CBBC Mar 2017 S	0.2500	23,300 per 10,000 units	23,100 per 10,000 units	2017/03/30	250,000,000	2016/07/21
62778	Credit Suisse AG	HSCEI R Bull CBBC Sep 2017 A	0.2500	8,350 per 10,000 units	8,500 per 10,000 units	2017/09/28	100,000,000	2016/07/21
62779	Credit Suisse AG	HSCEI R Bear CBBC Nov 2016 A	0.2500	9,988 per 10,000 units	9,838 per 10,000 units	2016/11/29	100,000,000	2016/07/21

Newly listed callable bull/bear contracts (continued)

Code	Issuer	Name of issue	Issue prices (HK\$)	Strike price (HKD) / Strike level per 10 units	Call price (HKD) / Call level per 10 units	Expiry date	No. of issue (units)	Listing date
62882	Credit Suisse AG	HSI R Bull CBBC Nov 2017 X	0.2500	20,800 per 10,000 units	21,000 per 10,000 units	2017/11/29	200,000,000	2016/07/21
62939	Credit Suisse AG	HSI R Bull CBBC Nov 2017 Y	0.2500	21,361 per 10,000 units	21,561 per 10,000 units	2017/11/29	200,000,000	2016/07/21
62953	Credit Suisse AG	HSI R Bull CBBC Nov 2017 Z	0.2500	21,088 per 10,000 units	21,288 per 10,000 units	2017/11/29	200,000,000	2016/07/21
62780	Credit Suisse AG	HSI R Bear CBBC Nov 2016 Y	0.2500	21,550 per 10,000 units	21,350 per 10,000 units	2016/11/29	200,000,000	2016/07/21
62833	Credit Suisse AG	HSI R Bear CBBC Nov 2016 Z	0.2500	21,700 per 10,000 units	21,500 per 10,000 units	2016/11/29	200,000,000	2016/07/21
62834	Credit Suisse AG	HSI R Bear CBBC Jan 2017 A	0.2500	22,950 per 10,000 units	22,750 per 10,000 units	2017/01/26	200,000,000	2016/07/21
62881	Credit Suisse AG	HSI R Bear CBBC Jan 2017 B	0.2500	23,500 per 10,000 units	23,300 per 10,000 units	2017/01/26	200,000,000	2016/07/21
63054	Goldman Sachs SP (Asia)	HSI R Bull CBBC Dec 2017 D	0.2520	21,361 per 10,000 units	21,561 per 10,000 units	2017/12/28	200,000,000	2016/07/21
63059	Goldman Sachs SP (Asia)	HSI R Bull CBBC Dec 2017 E	0.2520	21,200 per 10,000 units	21,400 per 10,000 units	2017/12/28	200,000,000	2016/07/21
62677	Goldman Sachs SP (Asia)	HSI R Bear CBBC Oct 2016 T	0.2510	21,600 per 10,000 units	21,400 per 10,000 units	2016/10/28	200,000,000	2016/07/21
62722	Haitong Int'l Sec	HSI R Bear CBBC Nov 2016 C	0.2500	21,550 per 10,000 units	21,350 per 10,000 units	2016/11/29	200,000,000	2016/07/21
62750	Haitong Int'l Sec	HSI R Bear CBBC Nov 2016 D	0.2500	21,650 per 10,000 units	21,450 per 10,000 units	2016/11/29	200,000,000	2016/07/21
62775	Haitong Int'l Sec	HSI R Bear CBBC Nov 2016 E	0.2510	21,750 per 10,000 units	21,550 per 10,000 units	2016/11/29	200,000,000	2016/07/21
62777	Haitong Int'l Sec	HSI R Bear CBBC Nov 2016 F	0.2520	22,100 per 10,000 units	21,900 per 10,000 units	2016/11/29	200,000,000	2016/07/21
63095	J P Morgan SP BV	China Life R Bull CBBC Aug 2017 A	0.2500	15.7800	16.2800	2017/08/18	50,000,000	2016/07/21
62908	J P Morgan SP BV	HSI R Bull CBBC Nov 2017 Y	0.2500	21,200 per 10,000 units	21,300 per 10,000 units	2017/11/29	200,000,000	2016/07/21
62919	J P Morgan SP BV	HSI R Bull CBBC Dec 2017 V	0.2500	20,968 per 10,000 units	21,068 per 10,000 units	2017/12/28	200,000,000	2016/07/21
63169	J P Morgan SP BV	HSI R Bull CBBC Dec 2017 W	0.2500	21,461 per 10,000 units	21,561 per 10,000 units	2017/12/28	200,000,000	2016/07/21
62926	J P Morgan SP BV	HSI R Bear CBBC Oct 2016 K	0.2500	21,700 per 10,000 units	21,500 per 10,000 units	2016/10/28	200,000,000	2016/07/21
62920	J P Morgan SP BV	HSI R Bear CBBC Dec 2016 P	0.2500	21,448 per 10,000 units	21,348 per 10,000 units	2016/12/29	200,000,000	2016/07/21
62921	J P Morgan SP BV	HSI R Bear CBBC Jan 2017 E	0.2500	21,948 per 10,000 units	21,848 per 10,000 units	2017/01/26	200,000,000	2016/07/21
62937	J P Morgan SP BV	HSI R Bear CBBC Jan 2017 F	0.2500	22,548 per 10,000 units	22,448 per 10,000 units	2017/01/26	200,000,000	2016/07/21
63168	J P Morgan SP BV	Ping An R Bull CBBC Aug 2017 C	0.2500	33.28 per 100 units	33.88 per 100 units	2017/08/18	100,000,000	2016/07/21
63086	Macquarie Bank Ltd.	HSI R Bull CBBC Mar 2017 K	0.2550	20,600 per 20,000 units	20,800 per 20,000 units	2017/03/30	40,000,000	2016/07/21
63093	Macquarie Bank Ltd.	HSI R Bull CBBC Mar 2017 L	0.2500	20,900 per 20,000 units	21,100 per 20,000 units	2017/03/30	40,000,000	2016/07/21
62615	SG Issuer	HSI R Bull CBBC Oct 2017 B	0.2500	20,858 per 10,000 units	21,058 per 10,000 units	2017/10/30	200,000,000	2016/07/21
62623	SG Issuer	HSI R Bull CBBC Oct 2017 C	0.2500	21,058 per 10,000 units	21,258 per 10,000 units	2017/10/30	200,000,000	2016/07/21
63037	SG Issuer	HSI R Bull CBBC Oct 2017 D	0.2500	21,358 per 10,000 units	21,558 per 10,000 units	2017/10/30	200,000,000	2016/07/21
63011	SG Issuer	HSI R Bull CBBC Nov 2017 F	0.2500	21,308 per 10,000 units	21,408 per 10,000 units	2017/11/29	200,000,000	2016/07/21
62624	SG Issuer	HSI R Bear CBBC Nov 2016 T	0.2500	21,488 per 10,000 units	21,388 per 10,000 units	2016/11/29	200,000,000	2016/07/21
62626	SG Issuer	HSI R Bear CBBC Nov 2016 U	0.2500	21,900 per 20,000 units	21,800 per 20,000 units	2016/11/29	400,000,000	2016/07/21
62666	SG Issuer	HSI R Bear CBBC Nov 2016 V	0.2500	22,638 per 10,000 units	22,438 per 10,000 units	2016/11/29	200,000,000	2016/07/21
62668	SG Issuer	HSI R Bear CBBC Nov 2016 W	0.2500	22,700 per 20,000 units	22,600 per 20,000 units	2016/11/29	400,000,000	2016/07/21
62671	SG Issuer	HSI R Bear CBBC Nov 2016 X	0.2500	23,500 per 20,000 units	23,400 per 20,000 units	2016/11/29	400,000,000	2016/07/21
63004	UBS AG	HSI R Bull CBBC Sep 2017 V	0.2500	21,200 per 10,000 units	21,400 per 10,000 units	2017/09/28	200,000,000	2016/07/21
63007	UBS AG	HSI R Bull CBBC Sep 2017 W	0.2500	21,000 per 10,000 units	21,200 per 10,000 units	2017/09/28	200,000,000	2016/07/21
63010	UBS AG	HSI R Bull CBBC Oct 2017 F	0.2500	20,850 per 12,000 units	21,050 per 12,000 units	2017/10/30	200,000,000	2016/07/21
62989	UBS AG	HSI R Bull CBBC Nov 2017 D	0.2500	21,361 per 10,000 units	21,561 per 10,000 units	2017/11/29	200,000,000	2016/07/21
62956	UBS AG	HSI R Bear CBBC Oct 2016 V	0.2500	21,700 per 10,000 units	21,500 per 10,000 units	2016/10/28	200,000,000	2016/07/21
62954	UBS AG	HSI R Bear CBBC Oct 2016 X	0.2500	21,523 per 10,000 units	21,323 per 10,000 units	2016/10/28	200,000,000	2016/07/21
62957	UBS AG	HSI R Bear CBBC Oct 2016 Y	0.2500	22,350 per 10,000 units	22,150 per 10,000 units	2016/10/28	200,000,000	2016/07/21
62988	UBS AG	HSI R Bear CBBC Jan 2017 P	0.2500	22,650 per 10,000 units	22,450 per 10,000 units	2017/01/26	200,000,000	2016/07/21
63800	BNP Paribas Arbit Issu B.V.	HSI R Bull CBBC Oct 2017 M	0.2500	21,400 per 10,000 units	21,600 per 10,000 units	2017/10/30	250,000,000	2016/07/22

Newly listed callable bull/bear contracts (continued)

Code	Issuer	Name of issue	Issue prices (HK\$)	Strike price (HKD) / Strike level per 10 units	Call price (HKD) / Call level per 10 units	Expiry date	No. of issue (units)	Listing date
63264	BNP Paribas Arbit Issu B.V.	HSI R Bear CBBC Feb 2017 S	0.2900	24,400 per 10,000 units	24,200 per 10,000 units	2017/02/27	250,000,000	2016/07/22
63210	BNP Paribas Arbit Issu B.V.	HSI R Bear CBBC Feb 2017 T	0.2500	21,800 per 10,000 units	21,600 per 10,000 units	2017/02/27	250,000,000	2016/07/22
63262	BNP Paribas Arbit Issu B.V.	HSI R Bear CBBC Feb 2017 Y	0.2500	23,800 per 10,000 units	23,600 per 10,000 units	2017/02/27	250,000,000	2016/07/22
63234	BNP Paribas Arbit Issu B.V.	HSI R Bear CBBC Mar 2017 I	0.2500	21,900 per 10,000 units	21,700 per 10,000 units	2017/03/30	250,000,000	2016/07/22
63259	BNP Paribas Arbit Issu B.V.	HSI R Bear CBBC Mar 2017 Q	0.2500	23,500 per 10,000 units	23,300 per 10,000 units	2017/03/30	250,000,000	2016/07/22
63710	Credit Suisse AG	HSI R Bull CBBC Sep 2017 W	0.2500	20,900 per 10,000 units	21,100 per 10,000 units	2017/09/28	200,000,000	2016/07/22
63717	Credit Suisse AG	HSI R Bull CBBC Sep 2017 X	0.2500	21,300 per 10,000 units	21,500 per 10,000 units	2017/09/28	200,000,000	2016/07/22
63719	Credit Suisse AG	HSI R Bull CBBC Sep 2017 Y	0.2500	21,455 per 12,000 units	21,695 per 12,000 units	2017/09/28	200,000,000	2016/07/22
63703	Credit Suisse AG	HSI R Bear CBBC Nov 2016 B	0.2500	22,750 per 10,000 units	22,550 per 10,000 units	2016/11/29	200,000,000	2016/07/22
63701	Credit Suisse AG	HSI R Bear CBBC Dec 2016 H	0.2500	21,802 per 12,000 units	21,562 per 12,000 units	2016/12/29	200,000,000	2016/07/22
63705	Credit Suisse AG	HSI R Bear CBBC Dec 2016 I	0.2500	23,150 per 10,000 units	22,950 per 10,000 units	2016/12/29	200,000,000	2016/07/22
63708	Credit Suisse AG	HSI R Bear CBBC Dec 2016 J	0.2500	23,350 per 10,000 units	23,150 per 10,000 units	2016/12/29	200,000,000	2016/07/22
63709	Credit Suisse AG	HSI R Bear CBBC Jan 2017 C	0.2550	23,900 per 10,000 units	23,700 per 10,000 units	2017/01/26	200,000,000	2016/07/22
63831	Bank of East Asia	COVS R Bull CBBC Nov 2017 A	0.4000	21.8880	22.6880	2017/11/06	25,000,000	2016/07/22
63847	Bank of East Asia	China Life R Bull CBBC Nov 2017 A	0.2500	15.2800	15.6800	2017/11/27	40,000,000	2016/07/22
63826	Bank of East Asia	Tencent R Bull CBBC Dec 2017 A	0.2500	169.28 per 100 units	172.28 per 100 units	2017/12/07	40,000,000	2016/07/22
63825	Bank of East Asia	Tencent R Bear CBBC Mar 2017 B	0.2500	206.80 per 100 units	203.80 per 100 units	2017/03/07	40,000,000	2016/07/22
63432	Goldman Sachs SP (Asia)	HSI R Bull CBBC Nov 2017 Q	0.2540	21,495 per 10,000 units	21,695 per 10,000 units	2017/11/29	200,000,000	2016/07/22
63433	Goldman Sachs SP (Asia)	HSI R Bull CBBC Nov 2017 R	0.2560	21,300 per 10,000 units	21,500 per 10,000 units	2017/11/29	200,000,000	2016/07/22
63192	Goldman Sachs SP (Asia)	HSI R Bear CBBC Oct 2016 U	0.2520	21,762 per 10,000 units	21,562 per 10,000 units	2016/10/28	200,000,000	2016/07/22
63203	Goldman Sachs SP (Asia)	HSI R Bear CBBC Oct 2016 V	0.2530	21,900 per 10,000 units	21,700 per 10,000 units	2016/10/28	200,000,000	2016/07/22
63204	Goldman Sachs SP (Asia)	HSI R Bear CBBC Oct 2016 W	0.2530	22,100 per 10,000 units	21,900 per 10,000 units	2016/10/28	200,000,000	2016/07/22
63418	HK Bank	China Mobile R Bull CBBC Sep 2017 A	0.2500	86.80 per 100 units	88 per 100 units	2017/09/29	50,000,000	2016/07/22
63350	HK Bank	CNOOC R Bull CBBC Jul 2017 B	0.2500	8.8800	9.0800	2017/07/31	50,000,000	2016/07/22
63408	HK Bank	Sinopec Corp R Bull CBBC Jul 2017 B	0.2500	5.0300	5.1800	2017/07/31	50,000,000	2016/07/22
63415	HK Bank	HKEX R Bull CBBC Oct 2017 A	0.2500	181.88 per 100 units	183.88 per 100 units	2017/10/09	50,000,000	2016/07/22
63391	HK Bank	HSCEI R Bull CBBC Jul 2017 D	0.2500	8,738 per 10,000 units	8,838 per 10,000 units	2017/07/28	60,000,000	2016/07/22
63377	HK Bank	HSI R Bull CBBC Jun 2017 F	0.2500	21,298 per 15,000 units	21,498 per 15,000 units	2017/06/29	150,000,000	2016/07/22
63333	HK Bank	HSI R Bull CBBC Jul 2017 G	0.2500	21,098 per 15,000 units	21,298 per 15,000 units	2017/07/28	150,000,000	2016/07/22
63403	HK Bank	HSI R Bear CBBC Jan 2017 C	0.2500	21,988 per 15,000 units	21,788 per 15,000 units	2017/01/26	150,000,000	2016/07/22
63365	HK Bank	Sands China R Bull CBBC Jul 2017 D	0.3500	23.8800	24.6800	2017/07/31	40,000,000	2016/07/22
63417	HK Bank	Tencent R Bull CBBC Jul 2017 E	0.2500	177.38 per 100 units	178.88 per 100 units	2017/07/31	50,000,000	2016/07/22
63787	J P Morgan SP BV	HSI R Bull CBBC Oct 2017 B	0.2500	21,495 per 10,000 units	21,695 per 10,000 units	2017/10/30	200,000,000	2016/07/22
63824	J P Morgan SP BV	HSI R Bull CBBC Oct 2017 K	0.2500	21,200 per 10,000 units	21,400 per 10,000 units	2017/10/30	200,000,000	2016/07/22
63722	J P Morgan SP BV	HSI R Bear CBBC Oct 2016 N	0.2500	21,800 per 10,000 units	21,600 per 10,000 units	2016/10/28	200,000,000	2016/07/22
63724	J P Morgan SP BV	HSI R Bear CBBC Nov 2016 K	0.2500	22,048 per 10,000 units	21,948 per 10,000 units	2016/11/29	200,000,000	2016/07/22
63734	J P Morgan SP BV	HSI R Bear CBBC Dec 2016 Q	0.2500	22,748 per 10,000 units	22,648 per 10,000 units	2016/12/29	200,000,000	2016/07/22
63752	J P Morgan SP BV	HSI R Bear CBBC Jan 2017 G	0.2500	23,048 per 10,000 units	22,948 per 10,000 units	2017/01/26	200,000,000	2016/07/22
63776	J P Morgan SP BV	HSI R Bear CBBC Feb 2017 C	0.2500	23,500 per 10,000 units	23,300 per 10,000 units	2017/02/27	200,000,000	2016/07/22
63781	J P Morgan SP BV	HSI R Bear CBBC Feb 2017 D	0.2500	24,000 per 10,000 units	23,800 per 10,000 units	2017/02/27	200,000,000	2016/07/22
63816	J P Morgan SP BV	Ping An R Bull CBBC Jun 2017 A	0.2500	34.28 per 100 units	34.88 per 100 units	2017/06/16	100,000,000	2016/07/22
63807	J P Morgan SP BV	Tencent R Bull CBBC Sep 2017 A	0.2500	177.38 per 100 units	179.88 per 100 units	2017/09/15	60,000,000	2016/07/22
63431	SG Issuer	HSI R Bull CBBC Oct 2017 E	0.2500	21,458 per 10,000 units	21,658 per 10,000 units	2017/10/30	200,000,000	2016/07/22

Newly listed callable bull/bear contracts (continued)

Code	Issuer	Name of issue	Issue prices (HK\$)	Strike price (HKD) / Strike level per 10 units	Call price (HKD) / Call level per 10 units	Expiry date	No. of issue (units)	Listing date
63423	SG Issuer	HSI R Bull CBBC Nov 2017 G	0.2500	21,108 per 10,000 units	21,208 per 10,000 units	2017/11/29	200,000,000	2016/07/22
63429	SG Issuer	HSI R Bull CBBC Nov 2017 L	0.2500	21,408 per 10,000 units	21,508 per 10,000 units	2017/11/29	200,000,000	2016/07/22
63296	SG Issuer	HSI R Bear CBBC Oct 2016 T	0.2500	21,938 per 10,000 units	21,738 per 10,000 units	2016/10/28	200,000,000	2016/07/22
63287	SG Issuer	HSI R Bear CBBC Nov 2016 Y	0.2500	21,688 per 10,000 units	21,588 per 10,000 units	2016/11/29	200,000,000	2016/07/22
63655	UBS AG	HSCEI R Bull CBBC Sep 2017 D	0.2500	8,488 per 10,000 units	8,688 per 10,000 units	2017/09/28	100,000,000	2016/07/22
63689	UBS AG	HSCEI R Bear CBBC Jan 2017 A	0.2500	9,700 per 10,000 units	9,500 per 10,000 units	2017/01/26	100,000,000	2016/07/22
63654	UBS AG	HSI R Bull CBBC Oct 2017 G	0.2500	21,100 per 10,000 units	21,300 per 10,000 units	2017/10/30	200,000,000	2016/07/22
63604	UBS AG	HSI R Bull CBBC Nov 2017 I	0.2500	21,495 per 10,000 units	21,695 per 10,000 units	2017/11/29	200,000,000	2016/07/22
63650	UBS AG	HSI R Bull CBBC Dec 2017 M	0.2500	21,300 per 10,000 units	21,500 per 10,000 units	2017/12/28	200,000,000	2016/07/22
63454	UBS AG	HSI R Bear CBBC Oct 2016 C	0.2500	21,762 per 12,000 units	21,562 per 12,000 units	2016/10/28	200,000,000	2016/07/22
63551	UBS AG	HSI R Bear CBBC Oct 2016 F	0.2500	21,900 per 10,000 units	21,700 per 10,000 units	2016/10/28	200,000,000	2016/07/22
63564	UBS AG	HSI R Bear CBBC Oct 2016 G	0.2500	22,750 per 12,000 units	22,550 per 12,000 units	2016/10/28	200,000,000	2016/07/22
63571	UBS AG	HSI R Bear CBBC Jan 2017 Q	0.2500	22,900 per 10,000 units	22,700 per 10,000 units	2017/01/26	200,000,000	2016/07/22
63575	UBS AG	HSI R Bear CBBC Feb 2017 J	0.2500	23,200 per 10,000 units	23,000 per 10,000 units	2017/02/27	200,000,000	2016/07/22
63581	UBS AG	HSI R Bear CBBC Feb 2017 K	0.2500	23,400 per 10,000 units	23,200 per 10,000 units	2017/02/27	200,000,000	2016/07/22
63788	UBS AG	Tencent R Bull CBBC Jun 2017 D	0.2500	176.38 per 100 units	178.88 per 100 units	2017/06/19	50,000,000	2016/07/22
63797	UBS AG	Tencent R Bear CBBC Apr 2017 A	0.2500	192 per 100 units	189.50 per 100 units	2017/04/03	50,000,000	2016/07/22
63799	UBS AG	Tencent R Bear CBBC Apr 2017 B	0.2500	200.50 per 100 units	198 per 100 units	2017/04/10	50,000,000	2016/07/22
64009	BNP Paribas Arbit Issu B.V.	HSI R Bull CBBC Sep 2017 N	0.2500	21,500 per 10,000 units	21,700 per 10,000 units	2017/09/28	250,000,000	2016/07/25
64021	BNP Paribas Arbit Issu B.V.	HSI R Bull CBBC Oct 2017 N	0.2500	21,600 per 10,000 units	21,800 per 10,000 units	2017/10/30	250,000,000	2016/07/25
63974	BNP Paribas Arbit Issu B.V.	HSI R Bear CBBC Feb 2017 Z	0.2500	22,000 per 10,000 units	21,800 per 10,000 units	2017/02/27	250,000,000	2016/07/25
64027	Credit Suisse AG	HSI R Bull CBBC Dec 2017 D	0.2500	21,200 per 10,000 units	21,400 per 10,000 units	2017/12/28	200,000,000	2016/07/25
64034	Credit Suisse AG	HSI R Bull CBBC Dec 2017 E	0.2500	21,400 per 10,000 units	21,600 per 10,000 units	2017/12/28	200,000,000	2016/07/25
64035	Credit Suisse AG	HSI R Bull CBBC Dec 2017 F	0.2500	21,603 per 10,000 units	21,803 per 10,000 units	2017/12/28	200,000,000	2016/07/25
64001	Credit Suisse AG	HSI R Bear CBBC Dec 2016 K	0.2500	21,940 per 12,000 units	21,700 per 12,000 units	2016/12/29	200,000,000	2016/07/25
64189	Goldman Sachs SP (Asia)	HSI R Bull CBBC Nov 2017 S	0.2560	21,603 per 10,000 units	21,803 per 10,000 units	2017/11/29	200,000,000	2016/07/25
64192	Goldman Sachs SP (Asia)	HSI R Bull CBBC Nov 2017 T	0.2580	21,400 per 10,000 units	21,600 per 10,000 units	2017/11/29	200,000,000	2016/07/25
63977	Goldman Sachs SP (Asia)	HSI R Bear CBBC Oct 2016 O	0.2540	22,000 per 10,000 units	21,800 per 10,000 units	2016/10/28	200,000,000	2016/07/25
64186	Goldman Sachs SP (Asia)	HSI R Bear CBBC Dec 2016 A	0.2510	22,350 per 10,000 units	22,150 per 10,000 units	2016/12/29	200,000,000	2016/07/25
64187	Goldman Sachs SP (Asia)	HSI R Bear CBBC Dec 2016 B	0.2510	22,450 per 10,000 units	22,250 per 10,000 units	2016/12/29	200,000,000	2016/07/25
63916	HK Bank	CC Bank R Bear CBBC Apr 2017 B	0.2500	5.9400	5.8600	2017/04/28	40,000,000	2016/07/25
63920	HK Bank	China Life R Bull CBBC Jul 2017 C	0.2500	16.1800	16.6800	2017/07/31	50,000,000	2016/07/25
63913	HK Bank	Galaxy Ent R Bull CBBC Jun 2017 D	0.2500	22.0800	22.8800	2017/06/30	40,000,000	2016/07/25
63938	HK Bank	HKEX R Bear CBBC Jan 2017 E	0.2500	197.88 per 100 units	195.88 per 100 units	2017/01/27	40,000,000	2016/07/25
63919	HK Bank	HKEX R Bear CBBC Apr 2017 A	0.2500	207.88 per 100 units	205.88 per 100 units	2017/04/10	40,000,000	2016/07/25
63936	HK Bank	HSI R Bear CBBC Mar 2017 K	0.2500	22,388 per 15,000 units	22,188 per 15,000 units	2017/03/30	150,000,000	2016/07/25
63940	HK Bank	HSI R Bear CBBC Apr 2017 D	0.2500	22,588 per 15,000 units	22,388 per 15,000 units	2017/04/27	150,000,000	2016/07/25
63939	HK Bank	HSI R Bear CBBC Aug 2017 A	0.2500	22,938 per 20,000 units	22,688 per 20,000 units	2017/08/30	200,000,000	2016/07/25
63910	HK Bank	Tencent R Bear CBBC Jun 2017 A	0.2500	207.88 per 100 units	205.88 per 100 units	2017/06/30	40,000,000	2016/07/25
63901	HK Bank	Tencent R Bear CBBC Jul 2017 A	0.3500	217.88 per 100 units	215.88 per 100 units	2017/07/31	40,000,000	2016/07/25
63848	Haitong Int'l Sec	HSI R Bull CBBC Oct 2017 N	0.2520	20,800 per 10,000 units	21,000 per 10,000 units	2017/10/30	200,000,000	2016/07/25
63865	Haitong Int'l Sec	HSI R Bull CBBC Oct 2017 O	0.2520	21,000 per 10,000 units	21,200 per 10,000 units	2017/10/30	200,000,000	2016/07/25
63869	Haitong Int'l Sec	HSI R Bear CBBC Dec 2016 E	0.2510	22,500 per 10,000 units	22,300 per 10,000 units	2016/12/29	200,000,000	2016/07/25

Newly listed callable bull/bear contracts (continued)

Code	Issuer	Name of issue	Issue prices (HK\$)	Strike price (HKD) / Strike level per 10 units	Call price (HKD) / Call level per 10 units	Expiry date	No. of issue (units)	Listing date
63873	Haitong Int'l Sec	HSI R Bear CBBC Dec 2016 F	0.2510	22,600 per 10,000 units	22,400 per 10,000 units	2016/12/29	200,000,000	2016/07/25
63878	Haitong Int'l Sec	HSI R Bear CBBC Dec 2016 G	0.2520	22,700 per 10,000 units	22,500 per 10,000 units	2016/12/29	200,000,000	2016/07/25
63880	Haitong Int'l Sec	HSI R Bear CBBC Feb 2017 A	0.2520	22,888 per 10,000 units	22,688 per 10,000 units	2017/02/27	200,000,000	2016/07/25
63894	Haitong Int'l Sec	HSI R Bear CBBC Feb 2017 B	0.2510	23,088 per 10,000 units	22,888 per 10,000 units	2017/02/27	200,000,000	2016/07/25
64111	J P Morgan SP BV	China Mobile R Bull CBBC Oct 2017 B	0.2500	87.68 per 100 units	88.88 per 100 units	2017/10/20	100,000,000	2016/07/25
64091	J P Morgan SP BV	HKEX R Bull CBBC Oct 2017 C	0.2900	183.88 per 100 units	185.88 per 100 units	2017/10/20	40,000,000	2016/07/25
64157	J P Morgan SP BV	HSI R Bull CBBC Nov 2017 Z	0.2500	21,600 per 10,000 units	21,800 per 10,000 units	2017/11/29	200,000,000	2016/07/25
64178	J P Morgan SP BV	HSI R Bull CBBC Dec 2017 X	0.2500	21,300 per 10,000 units	21,500 per 10,000 units	2017/12/28	200,000,000	2016/07/25
64180	J P Morgan SP BV	HSI R Bull CBBC Jan 2018 E	0.2500	21,068 per 10,000 units	21,168 per 10,000 units	2018/01/30	200,000,000	2016/07/25
64036	J P Morgan SP BV	HSI R Bear CBBC Nov 2016 L	0.2500	21,900 per 10,000 units	21,700 per 10,000 units	2016/11/29	200,000,000	2016/07/25
64181	J P Morgan SP BV	HSI R Bear CBBC Feb 2017 E	0.2500	22,848 per 10,000 units	22,748 per 10,000 units	2017/02/27	200,000,000	2016/07/25
64182	J P Morgan SP BV	HSI R Bear CBBC Feb 2017 F	0.2500	23,748 per 10,000 units	23,648 per 10,000 units	2017/02/27	200,000,000	2016/07/25
64102	J P Morgan SP BV	Lenovo R Bull CBBC Sep 2017 A	0.2500	4.4800	4.6800	2017/09/15	100,000,000	2016/07/25
63973	Macquarie Bank Ltd.	HSI R Bull CBBC Mar 2017 M	0.2500	21,100 per 20,000 units	21,300 per 20,000 units	2017/03/30	40,000,000	2016/07/25
63979	SG Issuer	HSI R Bull CBBC Oct 2017 G	0.2500	21,158 per 10,000 units	21,358 per 10,000 units	2017/10/30	200,000,000	2016/07/25
63978	SG Issuer	HSI R Bull CBBC Nov 2017 H	0.2500	20,908 per 10,000 units	21,008 per 10,000 units	2017/11/29	200,000,000	2016/07/25
63985	SG Issuer	HSI R Bull CBBC Nov 2017 J	0.2500	21,508 per 10,000 units	21,608 per 10,000 units	2017/11/29	200,000,000	2016/07/25
63988	SG Issuer	HSI R Bear CBBC Nov 2016 Z	0.2500	21,888 per 10,000 units	21,788 per 10,000 units	2016/11/29	200,000,000	2016/07/25
64038	UBS AG	HSBC R Bull CBBC Jul 2017 A	0.2500	45.38 per 100 units	46.88 per 100 units	2017/07/10	50,000,000	2016/07/25
64079	UBS AG	HSI R Bull CBBC Oct 2017 A	0.2500	21,450 per 10,000 units	21,650 per 10,000 units	2017/10/30	200,000,000	2016/07/25
64082	UBS AG	HSI R Bull CBBC Nov 2017 E	0.2500	21,250 per 10,000 units	21,450 per 10,000 units	2017/11/29	200,000,000	2016/07/25
64075	UBS AG	HSI R Bull CBBC Dec 2017 N	0.2500	21,603 per 10,000 units	21,803 per 10,000 units	2017/12/28	200,000,000	2016/07/25
64066	UBS AG	HSI R Bear CBBC Oct 2016 E	0.2500	22,000 per 10,000 units	21,800 per 10,000 units	2016/10/28	200,000,000	2016/07/25
64043	UBS AG	HSI R Bear CBBC Oct 2016 W	0.2500	21,860 per 10,000 units	21,660 per 10,000 units	2016/10/28	200,000,000	2016/07/25
64057	UBS AG	HSI R Bear CBBC Oct 2016 Z	0.2500	22,188 per 12,000 units	21,988 per 12,000 units	2016/10/28	200,000,000	2016/07/25
64040	UBS AG	Ping An R Bull CBBC Aug 2017 A	0.2500	33.88 per 100 units	34.88 per 100 units	2017/08/14	50,000,000	2016/07/25
64287	Credit Suisse AG	HSI R Bull CBBC Aug 2017 B	0.2500	21,500 per 12,000 units	21,750 per 12,000 units	2017/08/30	200,000,000	2016/07/26
64288	Credit Suisse AG	HSI R Bull CBBC Nov 2017 A	0.2500	21,250 per 10,000 units	21,450 per 10,000 units	2017/11/29	200,000,000	2016/07/26
64292	Credit Suisse AG	HSI R Bear CBBC Oct 2016 E	0.2500	21,878 per 10,000 units	21,678 per 10,000 units	2016/10/28	200,000,000	2016/07/26
64290	Credit Suisse AG	HSI R Bear CBBC Nov 2016 C	0.2500	22,150 per 10,000 units	21,950 per 10,000 units	2016/11/29	200,000,000	2016/07/26
64356	Goldman Sachs SP (Asia)	HSI R Bull CBBC Nov 2017 U	0.2510	21,250 per 10,000 units	21,450 per 10,000 units	2017/11/29	200,000,000	2016/07/26
64345	Goldman Sachs SP (Asia)	HSI R Bear CBBC Oct 2016 P	0.2510	21,950 per 10,000 units	21,750 per 10,000 units	2016/10/28	200,000,000	2016/07/26
64360	Goldman Sachs SP (Asia)	HSI R Bear CBBC Jan 2017 A	0.2540	22,600 per 10,000 units	22,400 per 10,000 units	2017/01/26	200,000,000	2016/07/26
64361	Goldman Sachs SP (Asia)	HSI R Bear CBBC Jan 2017 B	0.2520	22,800 per 10,000 units	22,600 per 10,000 units	2017/01/26	200,000,000	2016/07/26
64249	HK Bank	AIA R Bull CBBC Jun 2017 D	0.4000	45.0800	45.6800	2017/06/19	40,000,000	2016/07/26
64239	HK Bank	HSI R Bear CBBC May 2017 A	0.2500	22,788 per 15,000 units	22,588 per 15,000 units	2017/05/29	150,000,000	2016/07/26
64243	HK Bank	ICBC R Bull CBBC Sep 2017 A	0.2500	3.8300	3.9300	2017/09/29	50,000,000	2016/07/26
64236	HK Bank	Lenovo R Bull CBBC Sep 2017 A	0.2500	4.5000	4.7000	2017/09/29	40,000,000	2016/07/26
64317	J P Morgan SP BV	HSBC R Bull CBBC Sep 2017 C	0.2500	44.38 per 100 units	45.88 per 100 units	2017/09/15	100,000,000	2016/07/26
64324	J P Morgan SP BV	HSI R Bull CBBC Nov 2017 D	0.2500	21,368 per 10,000 units	21,468 per 10,000 units	2017/11/29	200,000,000	2016/07/26
64297	J P Morgan SP BV	HSI R Bull CBBC Jan 2018 F	0.2500	21,668 per 10,000 units	21,768 per 10,000 units	2018/01/30	200,000,000	2016/07/26
64321	J P Morgan SP BV	HSI R Bear CBBC Dec 2016 R	0.2500	21,848 per 10,000 units	21,748 per 10,000 units	2016/12/29	200,000,000	2016/07/26
64322	J P Morgan SP BV	HSI R Bear CBBC Jan 2017 H	0.2500	22,248 per 10,000 units	22,148 per 10,000 units	2017/01/26	200,000,000	2016/07/26

Newly listed callable bull/bear contracts (continued)

Code	Issuer	Name of issue	Issue prices (HK\$)	Strike price (HKD) / Strike level per 10 units	Call price (HKD) / Call level per 10 units	Expiry date	No. of issue (units)	Listing date
64266	SG Issuer	CKH R Bull CBBC Dec 2017 C	0.2500	77.58 per 100 units	79.08 per 100 units	2017/12/28	100,000,000	2016/07/26
64259	SG Issuer	China Life R Bull CBBC Oct 2017 B	0.2500	15.5800	16.0800	2017/10/30	50,000,000	2016/07/26
64260	SG Issuer	China Life R Bull CBBC Oct 2017 C	0.2500	16.0800	16.5800	2017/10/30	50,000,000	2016/07/26
64276	SG Issuer	HKEX R Bull CBBC Sep 2017 H	0.2500	178.08 per 100 units	180.08 per 100 units	2017/09/28	100,000,000	2016/07/26
64280	SG Issuer	HSBC R Bull CBBC Jun 2018 B	0.2500	43.58 per 100 units	45.08 per 100 units	2018/06/28	100,000,000	2016/07/26
64193	SG Issuer	HSI R Bull CBBC Nov 2017 K	0.2500	21,658 per 10,000 units	21,758 per 10,000 units	2017/11/29	200,000,000	2016/07/26
64194	SG Issuer	HSI R Bear CBBC Nov 2016 A	0.2500	22,738 per 10,000 units	22,538 per 10,000 units	2016/11/29	200,000,000	2016/07/26
64195	SG Issuer	HSI R Bear CBBC Nov 2016 C	0.2500	22,938 per 10,000 units	22,738 per 10,000 units	2016/11/29	200,000,000	2016/07/26
64208	SG Issuer	HSI R Bear CBBC Nov 2016 F	0.2500	23,138 per 10,000 units	22,938 per 10,000 units	2016/11/29	200,000,000	2016/07/26
64219	SG Issuer	HSI R Bear CBBC Nov 2016 G	0.2500	23,238 per 10,000 units	23,138 per 10,000 units	2016/11/29	200,000,000	2016/07/26
64222	SG Issuer	HSI R Bear CBBC Nov 2016 H	0.2500	23,438 per 10,000 units	23,338 per 10,000 units	2016/11/29	200,000,000	2016/07/26
64223	SG Issuer	HSI R Bear CBBC Nov 2016 I	0.2500	23,638 per 10,000 units	23,538 per 10,000 units	2016/11/29	200,000,000	2016/07/26
64224	SG Issuer	HSI R Bear CBBC Nov 2016 J	0.2500	23,838 per 10,000 units	23,738 per 10,000 units	2016/11/29	200,000,000	2016/07/26
64228	SG Issuer	HSI R Bear CBBC Nov 2016 K	0.2500	24,300 per 20,000 units	24,200 per 20,000 units	2016/11/29	400,000,000	2016/07/26
64227	SG Issuer	HSI R Bear CBBC Dec 2016 A	0.2500	23,900 per 20,000 units	23,800 per 20,000 units	2016/12/29	400,000,000	2016/07/26
64281	SG Issuer	Lenovo R Bull CBBC Dec 2017 B	0.2500	4.3800	4.5800	2017/12/28	40,000,000	2016/07/26
64282	SG Issuer	Ping An R Bull CBBC Sep 2017 D	0.2500	32.48 per 100 units	33.08 per 100 units	2017/09/28	100,000,000	2016/07/26
64285	SG Issuer	Tencent R Bull CBBC Aug 2017 G	0.2500	172.58 per 100 units	174.08 per 100 units	2017/08/30	100,000,000	2016/07/26
64328	UBS AG	HSI R Bull CBBC Sep 2017 X	0.2500	21,400 per 10,000 units	21,600 per 10,000 units	2017/09/28	200,000,000	2016/07/26
64327	UBS AG	HSI R Bull CBBC Nov 2017 J	0.2500	21,550 per 12,000 units	21,750 per 12,000 units	2017/11/29	200,000,000	2016/07/26
64343	UBS AG	HSI R Bear CBBC Oct 2016 D	0.2500	21,950 per 12,000 units	21,750 per 12,000 units	2016/10/28	200,000,000	2016/07/26
64329	UBS AG	HSI R Bear CBBC Oct 2016 H	0.2500	22,950 per 12,000 units	22,750 per 12,000 units	2016/10/28	200,000,000	2016/07/26
64340	UBS AG	HSI R Bear CBBC Feb 2017 L	0.2500	23,700 per 10,000 units	23,500 per 10,000 units	2017/02/27	200,000,000	2016/07/26
64452	BNP Paribas Arbit Issu B.V.	HSI R Bear CBBC Jan 2017 A	0.2500	22,100 per 10,000 units	21,900 per 10,000 units	2017/01/26	250,000,000	2016/07/27
64400	Credit Suisse AG	HSI R Bull CBBC Aug 2017 C	0.2500	21,642 per 12,000 units	21,882 per 12,000 units	2017/08/30	200,000,000	2016/07/27
64397	Credit Suisse AG	HSI R Bull CBBC Nov 2017 B	0.2500	21,450 per 10,000 units	21,650 per 10,000 units	2017/11/29	200,000,000	2016/07/27
64394	Credit Suisse AG	HSI R Bear CBBC Oct 2016 F	0.2500	21,950 per 10,000 units	21,750 per 10,000 units	2016/10/28	200,000,000	2016/07/27
64395	Credit Suisse AG	HSI R Bear CBBC Jan 2017 D	0.2500	23,288 per 10,000 units	23,088 per 10,000 units	2017/01/26	200,000,000	2016/07/27
64454	Goldman Sachs SP (Asia)	HSI R Bull CBBC Nov 2017 V	0.2520	21,682 per 10,000 units	21,882 per 10,000 units	2017/11/29	200,000,000	2016/07/27
64455	Goldman Sachs SP (Asia)	HSI R Bull CBBC Nov 2017 W	0.2520	21,450 per 10,000 units	21,650 per 10,000 units	2017/11/29	200,000,000	2016/07/27
64457	Goldman Sachs SP (Asia)	HSI R Bear CBBC Nov 2016 H	0.2530	22,150 per 10,000 units	21,950 per 10,000 units	2016/11/29	200,000,000	2016/07/27
64458	Goldman Sachs SP (Asia)	HSI R Bear CBBC Dec 2016 C	0.2540	22,700 per 10,000 units	22,500 per 10,000 units	2016/12/29	200,000,000	2016/07/27
64362	HK Bank	BOCL R Bull CBBC Jul 2017 B	0.2500	2.8700	2.9500	2017/07/31	50,000,000	2016/07/27
64364	HK Bank	HKEX R Bull CBBC Oct 2017 B	0.2500	184.88 per 100 units	186.88 per 100 units	2017/10/09	50,000,000	2016/07/27
64369	HK Bank	HSI R Bull CBBC Aug 2017 E	0.2500	21,498 per 15,000 units	21,698 per 15,000 units	2017/08/30	150,000,000	2016/07/27
64379	HK Bank	Tencent R Bull CBBC Aug 2017 C	0.2500	180.38 per 100 units	181.88 per 100 units	2017/08/24	50,000,000	2016/07/27
64463	J P Morgan SP BV	AIA R Bull CBBC Sep 2017 B	0.2500	45.28 per 100 units	45.88 per 100 units	2017/09/15	100,000,000	2016/07/27
64459	J P Morgan SP BV	HSBC R Bull CBBC Sep 2017 D	0.2500	46.38 per 100 units	47.88 per 100 units	2017/09/15	100,000,000	2016/07/27
64471	J P Morgan SP BV	HSI R Bull CBBC Nov 2017 E	0.2500	21,782 per 10,000 units	21,882 per 10,000 units	2017/11/29	200,000,000	2016/07/27
64472	J P Morgan SP BV	HSI R Bull CBBC Dec 2017 Y	0.2500	21,400 per 10,000 units	21,600 per 10,000 units	2017/12/28	200,000,000	2016/07/27
64451	J P Morgan SP BV	HSI R Bear CBBC Oct 2016 P	0.2500	22,000 per 10,000 units	21,800 per 10,000 units	2016/10/28	200,000,000	2016/07/27
64464	J P Morgan SP BV	HSI R Bear CBBC Jan 2017 I	0.2500	22,948 per 10,000 units	22,848 per 10,000 units	2017/01/26	200,000,000	2016/07/27
64465	J P Morgan SP BV	HSI R Bear CBBC Feb 2017 G	0.2500	23,148 per 10,000 units	23,048 per 10,000 units	2017/02/27	200,000,000	2016/07/27

Newly listed callable bull/bear contracts (continued)

Code	Issuer	Name of issue	Issue prices (HK\$)	Strike price (HKD) / Strike level per 10 units	Call price (HKD) / Call level per 10 units	Expiry date	No. of issue (units)	Listing date
64468	J P Morgan SP BV	HSI R Bear CBBC Feb 2017 H	0.2500	23,600 per 10,000 units	23,400 per 10,000 units	2017/02/27	200,000,000	2016/07/27
64380	Macquarie Bank Ltd.	HSI R Bear CBBC Mar 2017 E	0.2500	23,950 per 20,000 units	23,750 per 20,000 units	2017/03/30	40,000,000	2016/07/27
64381	Macquarie Bank Ltd.	HSI R Bear CBBC Mar 2017 F	0.2550	24,700 per 20,000 units	24,500 per 20,000 units	2017/03/30	40,000,000	2016/07/27
64383	Macquarie Bank Ltd.	HSI R Bear CBBC Mar 2017 G	0.2600	25,100 per 20,000 units	24,900 per 20,000 units	2017/03/30	40,000,000	2016/07/27
64384	SG Issuer	HSI R Bull CBBC Nov 2017 T	0.2500	21,358 per 10,000 units	21,458 per 10,000 units	2017/11/29	200,000,000	2016/07/27
64388	SG Issuer	HSI R Bull CBBC Nov 2017 V	0.2500	21,708 per 10,000 units	21,808 per 10,000 units	2017/11/29	200,000,000	2016/07/27
64392	SG Issuer	HSI R Bear CBBC Oct 2016 D	0.2500	23,838 per 10,000 units	23,638 per 10,000 units	2016/10/28	200,000,000	2016/07/27
64389	SG Issuer	HSI R Bear CBBC Oct 2016 U	0.2500	23,438 per 10,000 units	23,238 per 10,000 units	2016/10/28	200,000,000	2016/07/27
64390	SG Issuer	HSI R Bear CBBC Oct 2016 W	0.2500	23,638 per 10,000 units	23,438 per 10,000 units	2016/10/28	200,000,000	2016/07/27
64393	SG Issuer	HSI R Bear CBBC Oct 2016 X	0.2500	24,038 per 10,000 units	23,838 per 10,000 units	2016/10/28	200,000,000	2016/07/27
64484	UBS AG	HSI R Bull CBBC Oct 2017 H	0.2500	21,682 per 10,000 units	21,882 per 10,000 units	2017/10/30	200,000,000	2016/07/27
64475	UBS AG	HSI R Bear CBBC Oct 2016 I	0.2500	22,050 per 10,000 units	21,850 per 10,000 units	2016/10/28	200,000,000	2016/07/27
64481	UBS AG	HSI R Bear CBBC Jan 2017 R	0.2500	23,350 per 10,000 units	23,150 per 10,000 units	2017/01/26	200,000,000	2016/07/27
64483	UBS AG	HSI R Bear CBBC Feb 2017 M	0.2500	24,000 per 10,000 units	23,800 per 10,000 units	2017/02/27	200,000,000	2016/07/27
64634	BNP Paribas Arbit Issu B.V.	Ch Mob R Bull CBBC Jun 2017 B	0.2500	90 per 100 units	92 per 100 units	2017/06/30	50,000,000	2016/07/28
64630	BNP Paribas Arbit Issu B.V.	HKEX R Bull CBBC Jun 2017 B	0.2500	185 per 100 units	190 per 100 units	2017/06/30	40,000,000	2016/07/28
64624	BNP Paribas Arbit Issu B.V.	HSCEI R Bear CBBC Mar 2017 E	0.2500	10,600 per 10,000 units	10,400 per 10,000 units	2017/03/30	100,000,000	2016/07/28
64545	BNP Paribas Arbit Issu B.V.	HSI R Bull CBBC Sep 2017 O	0.2500	21,700 per 10,000 units	21,900 per 10,000 units	2017/09/28	250,000,000	2016/07/28
64548	BNP Paribas Arbit Issu B.V.	HSI R Bull CBBC Oct 2017 O	0.2500	21,800 per 10,000 units	22,000 per 10,000 units	2017/10/30	250,000,000	2016/07/28
64537	BNP Paribas Arbit Issu B.V.	HSI R Bear CBBC Feb 2017 A	0.2500	22,200 per 10,000 units	22,000 per 10,000 units	2017/02/27	250,000,000	2016/07/28
64620	BNP Paribas Arbit Issu B.V.	HSI R Bear CBBC Feb 2017 R	0.3200	25,200 per 10,000 units	25,000 per 10,000 units	2017/02/27	250,000,000	2016/07/28
64616	BNP Paribas Arbit Issu B.V.	HSI R Bear CBBC Mar 2017 A	0.2700	24,700 per 10,000 units	24,500 per 10,000 units	2017/03/30	250,000,000	2016/07/28
64592	BNP Paribas Arbit Issu B.V.	HSI R Bear CBBC Mar 2017 R	0.2500	22,300 per 10,000 units	22,100 per 10,000 units	2017/03/30	250,000,000	2016/07/28
64605	BNP Paribas Arbit Issu B.V.	HSI R Bear CBBC Mar 2017 X	0.2500	23,900 per 10,000 units	23,700 per 10,000 units	2017/03/30	250,000,000	2016/07/28
64606	BNP Paribas Arbit Issu B.V.	HSI R Bear CBBC Mar 2017 Y	0.2500	24,100 per 10,000 units	23,900 per 10,000 units	2017/03/30	250,000,000	2016/07/28
64613	BNP Paribas Arbit Issu B.V.	HSI R Bear CBBC Mar 2017 Z	0.2500	24,300 per 10,000 units	24,100 per 10,000 units	2017/03/30	250,000,000	2016/07/28
64633	BNP Paribas Arbit Issu B.V.	Tencent R Bull CBBC Jun 2017 A	0.2500	177 per 100 units	180 per 100 units	2017/06/30	50,000,000	2016/07/28
64769	Credit Suisse AG	HSI R Bull CBBC Nov 2017 C	0.2500	21,837 per 10,000 units	22,037 per 10,000 units	2017/11/29	200,000,000	2016/07/28
64733	Credit Suisse AG	HSI R Bear CBBC Oct 2016 G	0.2500	22,100 per 10,000 units	21,900 per 10,000 units	2016/10/28	200,000,000	2016/07/28
64759	Credit Suisse AG	HSI R Bear CBBC Oct 2016 T	0.2500	22,300 per 10,000 units	22,100 per 10,000 units	2016/10/28	200,000,000	2016/07/28
64737	Credit Suisse AG	HSI R Bear CBBC Nov 2016 D	0.2500	23,400 per 10,000 units	23,200 per 10,000 units	2016/11/29	200,000,000	2016/07/28
64723	Credit Suisse AG	HSI R Bear CBBC Dec 2016 L	0.2500	23,600 per 10,000 units	23,400 per 10,000 units	2016/12/29	200,000,000	2016/07/28
64728	Credit Suisse AG	HSI R Bear CBBC Dec 2016 M	0.2500	24,000 per 10,000 units	23,800 per 10,000 units	2016/12/29	200,000,000	2016/07/28
64704	Credit Suisse AG	HSI R Bear CBBC Feb 2017 A	0.2800	24,500 per 10,000 units	24,300 per 10,000 units	2017/02/27	200,000,000	2016/07/28
64692	Goldman Sachs SP (Asia)	HSI R Bull CBBC Nov 2017 X	0.2530	21,837 per 10,000 units	22,037 per 10,000 units	2017/11/29	200,000,000	2016/07/28
64536	Goldman Sachs SP (Asia)	HSI R Bear CBBC Nov 2016 I	0.2560	22,200 per 10,000 units	22,000 per 10,000 units	2016/11/29	200,000,000	2016/07/28
64686	Goldman Sachs SP (Asia)	HSI R Bear CBBC Dec 2016 D	0.6140	23,200 per 10,000 units	23,000 per 10,000 units	2016/12/29	200,000,000	2016/07/28
64688	Goldman Sachs SP (Asia)	HSI R Bear CBBC Dec 2016 E	0.6610	23,400 per 10,000 units	23,200 per 10,000 units	2016/12/29	200,000,000	2016/07/28
64690	Goldman Sachs SP (Asia)	HSI R Bear CBBC Dec 2016 F	0.7350	23,800 per 10,000 units	23,600 per 10,000 units	2016/12/29	200,000,000	2016/07/28
64487	Haitong Int'l Sec	HSI R Bull CBBC Oct 2017 P	0.2530	21,100 per 10,000 units	21,300 per 10,000 units	2017/10/30	200,000,000	2016/07/28
64490	Haitong Int'l Sec	HSI R Bull CBBC Oct 2017 Q	0.2540	21,388 per 10,000 units	21,488 per 10,000 units	2017/10/30	200,000,000	2016/07/28
64505	Haitong Int'l Sec	HSI R Bear CBBC Nov 2016 G	0.2550	22,200 per 10,000 units	22,000 per 10,000 units	2016/11/29	200,000,000	2016/07/28
64513	Haitong Int'l Sec	HSI R Bear CBBC Nov 2016 H	0.2500	22,300 per 10,000 units	22,100 per 10,000 units	2016/11/29	200,000,000	2016/07/28

Newly listed callable bull/bear contracts (continued)

Code	Issuer	Name of issue	Issue prices (HK\$)	Strike price (HKD) / Strike level per 10 units	Call price (HKD) / Call level per 10 units	Expiry date	No. of issue (units)	Listing date
64527	Haitong Int'l Sec	HSI R Bear CBBC Nov 2016 I	0.2510	22,950 per 10,000 units	22,750 per 10,000 units	2016/11/29	200,000,000	2016/07/28
64534	Haitong Int'l Sec	HSI R Bear CBBC Nov 2016 J	0.2510	23,188 per 10,000 units	22,988 per 10,000 units	2016/11/29	200,000,000	2016/07/28
64535	Haitong Int'l Sec	HSI R Bear CBBC Dec 2016 H	0.2520	22,748 per 10,000 units	22,648 per 10,000 units	2016/12/29	200,000,000	2016/07/28
64810	J P Morgan SP BV	CUni R Bull CBBC Jul 2017 A	0.2500	7.4800	7.6800	2017/07/21	60,000,000	2016/07/28
64828	J P Morgan SP BV	HKEX R Bull CBBC Sep 2017 F	0.2500	186.88 per 100 units	188.88 per 100 units	2017/09/15	40,000,000	2016/07/28
64807	J P Morgan SP BV	HSI R Bull CBBC Oct 2017 L	0.2500	21,937 per 10,000 units	22,037 per 10,000 units	2017/10/30	200,000,000	2016/07/28
64805	J P Morgan SP BV	HSI R Bear CBBC Oct 2016 O	0.2500	22,100 per 10,000 units	21,900 per 10,000 units	2016/10/28	200,000,000	2016/07/28
64806	J P Morgan SP BV	HSI R Bear CBBC Feb 2017 I	0.2500	24,348 per 10,000 units	24,248 per 10,000 units	2017/02/27	200,000,000	2016/07/28
64812	J P Morgan SP BV	Lenovo R Bull CBBC Oct 2017 A	0.2500	4.7800	4.9800	2017/10/20	100,000,000	2016/07/28
64811	J P Morgan SP BV	Tencent R Bull CBBC Jul 2017 G	0.2500	181.08 per 100 units	182.88 per 100 units	2017/07/21	40,000,000	2016/07/28
64538	Macquarie Bank Ltd.	HSI R Bull CBBC Mar 2017 N	0.2500	21,300 per 20,000 units	21,500 per 20,000 units	2017/03/30	40,000,000	2016/07/28
64544	Macquarie Bank Ltd.	HSI R Bear CBBC Mar 2017 H	0.2500	23,450 per 20,000 units	23,250 per 20,000 units	2017/03/30	40,000,000	2016/07/28
64655	SG Issuer	HSI R Bull CBBC Oct 2017 F	0.2500	21,908 per 10,000 units	22,008 per 10,000 units	2017/10/30	200,000,000	2016/07/28
64658	SG Issuer	HSI R Bear CBBC Oct 2016 A	0.2500	22,238 per 10,000 units	22,038 per 10,000 units	2016/10/28	200,000,000	2016/07/28
64679	SG Issuer	HSI R Bear CBBC Oct 2016 H	0.2500	23,388 per 10,000 units	23,288 per 10,000 units	2016/10/28	200,000,000	2016/07/28
64683	SG Issuer	HSI R Bear CBBC Oct 2016 P	0.2500	23,688 per 10,000 units	23,588 per 10,000 units	2016/10/28	200,000,000	2016/07/28
64667	SG Issuer	HSI R Bear CBBC Nov 2016 L	0.2500	22,838 per 10,000 units	22,638 per 10,000 units	2016/11/29	200,000,000	2016/07/28
64684	SG Issuer	HSI R Bear CBBC Nov 2016 M	0.2500	24,138 per 10,000 units	23,938 per 10,000 units	2016/11/29	200,000,000	2016/07/28
64672	SG Issuer	HSI R Bear CBBC Nov 2016 N	0.2500	23,238 per 10,000 units	23,038 per 10,000 units	2016/11/29	200,000,000	2016/07/28
64685	SG Issuer	HSI R Bear CBBC Dec 2016 B	0.2500	24,700 per 20,000 units	24,600 per 20,000 units	2016/12/29	400,000,000	2016/07/28
64796	UBS AG	HSI R Bull CBBC Sep 2017 A	0.2500	21,650 per 10,000 units	21,850 per 10,000 units	2017/09/28	200,000,000	2016/07/28
64791	UBS AG	HSI R Bull CBBC Oct 2017 I	0.2500	21,837 per 10,000 units	22,037 per 10,000 units	2017/10/30	200,000,000	2016/07/28
64773	UBS AG	HSI R Bear CBBC Oct 2016 J	0.2500	22,100 per 10,000 units	21,900 per 10,000 units	2016/10/28	200,000,000	2016/07/28
64784	UBS AG	HSI R Bear CBBC Dec 2016 A	0.2500	23,600 per 10,000 units	23,400 per 10,000 units	2016/12/29	200,000,000	2016/07/28
64841	Credit Suisse AG	HSI R Bull CBBC Sep 2017 Z	0.2500	21,750 per 10,000 units	21,950 per 10,000 units	2017/09/28	200,000,000	2016/07/29
64843	Credit Suisse AG	HSI R Bear CBBC Nov 2016 E	0.2500	22,200 per 10,000 units	22,000 per 10,000 units	2016/11/29	200,000,000	2016/07/29
64838	Goldman Sachs SP (Asia)	HSI R Bear CBBC Nov 2016 J	0.2510	22,102 per 10,000 units	21,902 per 10,000 units	2016/11/29	200,000,000	2016/07/29
64911	Goldman Sachs SP (Asia)	HSI R Bear CBBC Dec 2016 G	0.2500	24,000 per 10,000 units	23,800 per 10,000 units	2016/12/29	200,000,000	2016/07/29
64916	Goldman Sachs SP (Asia)	HSI R Bear CBBC Jan 2017 C	0.2500	24,200 per 10,000 units	24,000 per 10,000 units	2017/01/26	200,000,000	2016/07/29
64921	Goldman Sachs SP (Asia)	HSI R Bear CBBC Jan 2017 D	0.2500	24,400 per 10,000 units	24,200 per 10,000 units	2017/01/26	200,000,000	2016/07/29
64923	J P Morgan SP BV	China Mobile R Bull CBBC Nov 2017 B	0.2500	91.68 per 100 units	92.88 per 100 units	2017/11/17	100,000,000	2016/07/29
64961	J P Morgan SP BV	HSI R Bull CBBC Dec 2017 G	0.2500	21,800 per 10,000 units	22,000 per 10,000 units	2017/12/28	200,000,000	2016/07/29
64931	J P Morgan SP BV	HSI R Bull CBBC Dec 2017 Z	0.2500	21,568 per 10,000 units	21,668 per 10,000 units	2017/12/28	200,000,000	2016/07/29
64938	J P Morgan SP BV	HSI R Bear CBBC Nov 2016 M	0.2500	22,200 per 10,000 units	22,000 per 10,000 units	2016/11/29	200,000,000	2016/07/29
64833	SG Issuer	HSI R Bull CBBC Oct 2017 H	0.2500	21,608 per 10,000 units	21,708 per 10,000 units	2017/10/30	200,000,000	2016/07/29
64836	SG Issuer	HSI R Bear CBBC Oct 2016 Y	0.2500	22,188 per 10,000 units	22,088 per 10,000 units	2016/10/28	200,000,000	2016/07/29
64834	SG Issuer	HSI R Bear CBBC Nov 2016 P	0.2500	22,038 per 10,000 units	21,938 per 10,000 units	2016/11/29	200,000,000	2016/07/29
64853	UBS AG	HSI R Bull CBBC Nov 2017 K	0.2500	21,800 per 10,000 units	22,000 per 10,000 units	2017/11/29	200,000,000	2016/07/29
64855	UBS AG	HSI R Bear CBBC Oct 2016 A	0.2500	22,150 per 10,000 units	21,950 per 10,000 units	2016/10/28	200,000,000	2016/07/29
64856	UBS AG	HSI R Bear CBBC Oct 2016 K	0.2500	22,300 per 10,000 units	22,100 per 10,000 units	2016/10/28	200,000,000	2016/07/29
64860	UBS AG	HSI R Bear CBBC Oct 2016 L	0.2500	23,250 per 12,000 units	23,050 per 12,000 units	2016/10/28	200,000,000	2016/07/29
64865	UBS AG	HSI R Bear CBBC Oct 2016 M	0.2500	23,550 per 10,000 units	23,350 per 10,000 units	2016/10/28	200,000,000	2016/07/29
64881	UBS AG	HSI R Bear CBBC Oct 2016 N	0.2500	23,850 per 10,000 units	23,650 per 10,000 units	2016/10/28	200,000,000	2016/07/29

Newly listed callable bull/bear contracts (continued)

Code	Issuer	Name of issue	Issue prices (HK\$)	Strike price (HKD) / Strike level per 10 units	Call price (HKD) / Call level per 10 units	Expiry date	No. of issue (units)	Listing date
64883	UBS AG	HSI R Bear CBBC Dec 2016 B	0.2500	24,100 per 10,000 units	23,900 per 10,000 units	2016/12/29	200,000,000	2016/07/29
64888	UBS AG	HSI R Bear CBBC Jan 2017 S	0.2650	24,500 per 10,000 units	24,300 per 10,000 units	2017/01/26	200,000,000	2016/07/29
65026	Credit Suisse AG	HSI R Bull CBBC Nov 2017 D	0.2500	21,793 per 10,000 units	21,993 per 10,000 units	2017/11/29	200,000,000	2016/08/01
65020	Credit Suisse AG	HSI R Bear CBBC Nov 2016 F	0.2500	22,250 per 10,000 units	22,050 per 10,000 units	2016/11/29	200,000,000	2016/08/01
65153	Bank of East Asia	CKH R Bull CBBC Nov 2017 A	0.2500	78.88 per 100 units	80.88 per 100 units	2017/11/10	40,000,000	2016/08/01
65146	Bank of East Asia	HKEX R Bull CBBC Dec 2017 B	0.2500	180 per 100 units	182 per 100 units	2017/12/04	40,000,000	2016/08/01
65145	Bank of East Asia	Lenovo R Bull CBBC Oct 2017 A	0.2500	4.6800	4.8800	2017/10/30	40,000,000	2016/08/01
65147	Bank of East Asia	Ping An R Bull CBBC Oct 2017 A	0.4700	31.6180	32.3180	2017/10/31	22,000,000	2016/08/01
65080	Goldman Sachs SP (Asia)	HSI R Bear CBBC Dec 2016 H	0.2500	23,600 per 10,000 units	23,400 per 10,000 units	2016/12/29	200,000,000	2016/08/01
65107	Goldman Sachs SP (Asia)	HSI R Bear CBBC Dec 2016 I	0.2500	23,900 per 10,000 units	23,700 per 10,000 units	2016/12/29	200,000,000	2016/08/01
65111	Goldman Sachs SP (Asia)	HSI R Bear CBBC Dec 2016 J	0.2500	24,100 per 10,000 units	23,900 per 10,000 units	2016/12/29	200,000,000	2016/08/01
64988	HK Bank	China Mobile R Bull CBBC Jun 2017 A	0.2500	91.18 per 100 units	92.38 per 100 units	2017/06/30	50,000,000	2016/08/01
65008	HK Bank	China Mobile R Bear CBBC Mar 2017 A	0.2500	109.20 per 100 units	108 per 100 units	2017/03/31	40,000,000	2016/08/01
65004	HK Bank	CUni R Bull CBBC Jun 2017 B	0.2500	7.5200	7.7200	2017/06/30	40,000,000	2016/08/01
65115	J P Morgan SP BV	HSI R Bull CBBC Dec 2017 H	0.2500	21,868 per 10,000 units	21,968 per 10,000 units	2017/12/28	200,000,000	2016/08/01
65112	J P Morgan SP BV	HSI R Bear CBBC Dec 2016 S	0.2500	22,048 per 10,000 units	21,948 per 10,000 units	2016/12/29	200,000,000	2016/08/01
65144	J P Morgan SP BV	Tencent R Bull CBBC Aug 2017 C	0.2500	184.08 per 100 units	185.88 per 100 units	2017/08/18	40,000,000	2016/08/01
64969	SG Issuer	HSI R Bull CBBC Oct 2017 I	0.2500	21,858 per 10,000 units	21,958 per 10,000 units	2017/10/30	200,000,000	2016/08/01
64972	SG Issuer	HSI R Bear CBBC Nov 2016 O	0.2500	22,088 per 10,000 units	21,988 per 10,000 units	2016/11/29	200,000,000	2016/08/01
65011	SG Issuer	Tencent R Bear CBBC Feb 2017 C	0.2500	196.38 per 100 units	194.88 per 100 units	2017/02/27	100,000,000	2016/08/01
65017	SG Issuer	Tencent R Bear CBBC Feb 2017 D	0.2500	200.38 per 100 units	198.88 per 100 units	2017/02/27	100,000,000	2016/08/01
65045	UBS AG	HSI R Bull CBBC Dec 2017 O	0.2500	21,764 per 10,000 units	21,964 per 10,000 units	2017/12/28	200,000,000	2016/08/01
65049	UBS AG	HSI R Bear CBBC Feb 2017 N	0.2500	22,200 per 10,000 units	22,000 per 10,000 units	2017/02/27	200,000,000	2016/08/01
65302	BNP Paribas Arbit Issu B.V.	HSI R Bull CBBC Sep 2017 P	0.2500	21,900 per 10,000 units	22,100 per 10,000 units	2017/09/28	250,000,000	2016/08/02
65204	BNP Paribas Arbit Issu B.V.	HSI R Bear CBBC Feb 2017 J	0.2500	22,400 per 10,000 units	22,200 per 10,000 units	2017/02/27	250,000,000	2016/08/02
65322	BNP Paribas Arbit Issu B.V.	HSI R Bear CBBC Mar 2017 O	0.2500	22,500 per 10,000 units	22,300 per 10,000 units	2017/03/30	250,000,000	2016/08/02
65410	Credit Suisse AG	HSI R Bull CBBC Nov 2017 E	0.2500	21,992 per 10,000 units	22,192 per 10,000 units	2017/11/29	200,000,000	2016/08/02
65406	Credit Suisse AG	HSI R Bear CBBC Nov 2016 G	0.2500	22,350 per 10,000 units	22,150 per 10,000 units	2016/11/29	200,000,000	2016/08/02
65401	Credit Suisse AG	HSI R Bear CBBC Jan 2017 E	0.2500	23,100 per 10,000 units	22,900 per 10,000 units	2017/01/26	200,000,000	2016/08/02
65399	Credit Suisse AG	HSI R Bear CBBC Mar 2017 A	0.2600	24,300 per 10,000 units	24,100 per 10,000 units	2017/03/30	200,000,000	2016/08/02
65400	Credit Suisse AG	HSI R Bear CBBC Mar 2017 B	0.2500	23,800 per 10,000 units	23,600 per 10,000 units	2017/03/30	200,000,000	2016/08/02
65395	Credit Suisse AG	HSI R Bear CBBC Apr 2017 A	0.3300	25,000 per 10,000 units	24,800 per 10,000 units	2017/04/27	200,000,000	2016/08/02
65339	Goldman Sachs SP (Asia)	HSI R Bull CBBC Dec 2017 F	0.2500	21,992 per 10,000 units	22,192 per 10,000 units	2017/12/28	200,000,000	2016/08/02
65360	Goldman Sachs SP (Asia)	HSI R Bull CBBC Dec 2017 G	0.2500	21,750 per 10,000 units	21,950 per 10,000 units	2017/12/28	200,000,000	2016/08/02
65182	Goldman Sachs SP (Asia)	HSI R Bear CBBC Nov 2016 K	0.2500	22,350 per 10,000 units	22,150 per 10,000 units	2016/11/29	200,000,000	2016/08/02
65287	Goldman Sachs SP (Asia)	HSI R Bear CBBC Nov 2016 L	0.2500	22,500 per 10,000 units	22,300 per 10,000 units	2016/11/29	200,000,000	2016/08/02
65290	Goldman Sachs SP (Asia)	HSI R Bear CBBC Feb 2017 A	0.2500	24,600 per 10,000 units	24,400 per 10,000 units	2017/02/27	200,000,000	2016/08/02
65291	Goldman Sachs SP (Asia)	HSI R Bear CBBC Feb 2017 B	0.2610	24,800 per 10,000 units	24,600 per 10,000 units	2017/02/27	200,000,000	2016/08/02
65275	HK Bank	HKEX R Bull CBBC Jun 2017 E	0.2500	187.88 per 100 units	189.88 per 100 units	2017/06/30	50,000,000	2016/08/02
65273	HK Bank	HSI R Bull CBBC Sep 2017 B	0.2500	21,698 per 15,000 units	21,898 per 15,000 units	2017/09/28	150,000,000	2016/08/02
65274	HK Bank	HSI R Bear CBBC Aug 2017 B	0.2500	23,238 per 20,000 units	22,988 per 20,000 units	2017/08/30	200,000,000	2016/08/02
65271	HK Bank	Tencent R Bull CBBC Aug 2017 D	0.2500	183.38 per 100 units	184.88 per 100 units	2017/08/14	50,000,000	2016/08/02
65266	HK Bank	Tencent R Bull CBBC Sep 2017 A	0.2500	172.88 per 100 units	174.38 per 100 units	2017/09/29	50,000,000	2016/08/02

Newly listed callable bull/bear contracts (continued)

Code	Issuer	Name of issue	Issue prices (HK\$)	Strike price (HKD) / Strike level per 10 units	Call price (HKD) / Call level per 10 units	Expiry date	No. of issue (units)	Listing date
65154	Haitong Int'l Sec	HSI R Bull CBBC Dec 2017 D	0.2530	21,188 per 10,000 units	21,388 per 10,000 units	2017/12/28	200,000,000	2016/08/02
65417	Haitong Int'l Sec	HSI R Bull CBBC Dec 2017 E	0.2500	21,400 per 10,000 units	21,600 per 10,000 units	2017/12/28	200,000,000	2016/08/02
65155	Haitong Int'l Sec	HSI R Bear CBBC Dec 2016 I	0.2500	23,300 per 10,000 units	23,100 per 10,000 units	2016/12/29	200,000,000	2016/08/02
65179	Haitong Int'l Sec	HSI R Bear CBBC Dec 2016 J	0.2530	23,400 per 10,000 units	23,200 per 10,000 units	2016/12/29	200,000,000	2016/08/02
65421	Haitong Int'l Sec	HSI R Bear CBBC Feb 2017 C	0.2510	22,450 per 10,000 units	22,250 per 10,000 units	2017/02/27	200,000,000	2016/08/02
65422	Haitong Int'l Sec	HSI R Bear CBBC Feb 2017 D	0.2560	22,550 per 10,000 units	22,350 per 10,000 units	2017/02/27	200,000,000	2016/08/02
65451	J P Morgan SP BV	China Life R Bull CBBC Sep 2017 A	0.2500	16.3800	16.8800	2017/09/15	60,000,000	2016/08/02
65424	J P Morgan SP BV	Galaxy Ent R Bull CBBC Oct 2017 A	0.2500	23.08 per 100 units	23.88 per 100 units	2017/10/20	100,000,000	2016/08/02
65366	J P Morgan SP BV	HSI R Bull CBBC Nov 2017 C	0.2500	22,092 per 10,000 units	22,192 per 10,000 units	2017/11/29	200,000,000	2016/08/02
65367	J P Morgan SP BV	HSI R Bull CBBC Dec 2017 O	0.2500	21,700 per 10,000 units	21,900 per 10,000 units	2017/12/28	200,000,000	2016/08/02
65362	J P Morgan SP BV	HSI R Bear CBBC Nov 2016 N	0.2500	22,300 per 10,000 units	22,100 per 10,000 units	2016/11/29	200,000,000	2016/08/02
65431	J P Morgan SP BV	Sands China R Bull CBBC Aug 2017 A	0.2500	27.08 per 100 units	27.88 per 100 units	2017/08/18	100,000,000	2016/08/02
65295	Macquarie Bank Ltd.	HSI R Bull CBBC Mar 2017 O	0.2500	21,500 per 20,000 units	21,700 per 20,000 units	2017/03/30	40,000,000	2016/08/02
65239	SG Issuer	HSI R Bear CBBC Nov 2016 B	0.2500	23,288 per 10,000 units	23,188 per 10,000 units	2016/11/29	200,000,000	2016/08/02
65227	SG Issuer	HSI R Bear CBBC Nov 2016 Q	0.2500	22,238 per 10,000 units	22,138 per 10,000 units	2016/11/29	200,000,000	2016/08/02
65249	SG Issuer	HSI R Bear CBBC Nov 2016 R	0.2500	22,938 per 10,000 units	22,838 per 10,000 units	2016/11/29	200,000,000	2016/08/02
65394	UBS AG	HSI R Bull CBBC Dec 2017 P	0.2500	21,992 per 10,000 units	22,192 per 10,000 units	2017/12/28	200,000,000	2016/08/02
65369	UBS AG	HSI R Bear CBBC Dec 2016 C	0.2500	22,250 per 12,000 units	22,050 per 12,000 units	2016/12/29	200,000,000	2016/08/02
65379	UBS AG	HSI R Bear CBBC Dec 2016 D	0.2500	23,450 per 12,000 units	23,250 per 12,000 units	2016/12/29	200,000,000	2016/08/02
65370	UBS AG	HSI R Bear CBBC Jan 2017 T	0.2500	22,400 per 10,000 units	22,200 per 10,000 units	2017/01/26	200,000,000	2016/08/02
65384	UBS AG	HSI R Bear CBBC Jan 2017 U	0.2500	23,650 per 10,000 units	23,450 per 10,000 units	2017/01/26	200,000,000	2016/08/02
65386	UBS AG	HSI R Bear CBBC Jan 2017 V	0.2500	24,050 per 10,000 units	23,850 per 10,000 units	2017/01/26	200,000,000	2016/08/02
65387	UBS AG	HSI R Bear CBBC Feb 2017 O	0.2500	24,400 per 10,000 units	24,200 per 10,000 units	2017/02/27	200,000,000	2016/08/02
65389	UBS AG	Tencent R Bull CBBC Jun 2017 E	0.2500	181.38 per 100 units	183.88 per 100 units	2017/06/12	50,000,000	2016/08/02
65393	UBS AG	Tencent R Bear CBBC Apr 2017 C	0.2500	211.38 per 100 units	208.88 per 100 units	2017/04/24	50,000,000	2016/08/02
65557	BNP Paribas Arbit Issu B.V.	HSI R Bull CBBC Oct 2017 P	0.2500	22,000 per 10,000 units	22,200 per 10,000 units	2017/10/30	250,000,000	2016/08/03
65554	Credit Suisse AG	HSI R Bull CBBC Aug 2017 D	0.2500	21,978 per 12,000 units	22,218 per 12,000 units	2017/08/30	200,000,000	2016/08/03
65542	Credit Suisse AG	HSI R Bear CBBC Nov 2016 I	0.2500	22,349 per 12,000 units	22,099 per 12,000 units	2016/11/29	200,000,000	2016/08/03
65552	Credit Suisse AG	HSI R Bear CBBC Nov 2016 J	0.2500	22,500 per 10,000 units	22,300 per 10,000 units	2016/11/29	200,000,000	2016/08/03
65579	Goldman Sachs SP (Asia)	HSI R Bull CBBC Dec 2017 H	0.2500	22,018 per 10,000 units	22,218 per 10,000 units	2017/12/28	200,000,000	2016/08/03
65580	Goldman Sachs SP (Asia)	HSI R Bull CBBC Dec 2017 I	0.2500	21,850 per 10,000 units	22,050 per 10,000 units	2017/12/28	200,000,000	2016/08/03
65512	Goldman Sachs SP (Asia)	HSI R Bear CBBC Nov 2016 M	0.2500	22,300 per 10,000 units	22,100 per 10,000 units	2016/11/29	200,000,000	2016/08/03
65484	HK Bank	Galaxy Ent R Bull CBBC Nov 2017 A	0.3000	23.5800	24.3800	2017/11/06	40,000,000	2016/08/03
65485	HK Bank	HSCEI R Bull CBBC Aug 2017 B	0.2500	8,938 per 10,000 units	9,038 per 10,000 units	2017/08/30	60,000,000	2016/08/03
65480	HK Bank	HSI R Bull CBBC Jul 2017 H	0.2500	21,898 per 15,000 units	22,098 per 15,000 units	2017/07/28	150,000,000	2016/08/03
65474	HK Bank	HSI R Bear CBBC Sep 2017 A	0.2500	23,588 per 15,000 units	23,388 per 15,000 units	2017/09/28	150,000,000	2016/08/03
65509	HK Bank	HSI R Bear CBBC Oct 2017 A	0.2500	24,288 per 15,000 units	24,088 per 15,000 units	2017/10/30	150,000,000	2016/08/03
65469	HK Bank	HSI R Bear CBBC Nov 2017 A	0.2500	24,788 per 15,000 units	24,588 per 15,000 units	2017/11/29	150,000,000	2016/08/03
65507	HK Bank	HSI R Bear CBBC Dec 2017 A	0.2500	25,338 per 20,000 units	25,088 per 20,000 units	2017/12/28	200,000,000	2016/08/03
65501	HK Bank	Sands China R Bull CBBC Aug 2017 A	0.3000	27.4800	28.2800	2017/08/31	40,000,000	2016/08/03
65591	J P Morgan SP BV	CUni R Bull CBBC Aug 2017 A	0.2500	7.7800	7.9800	2017/08/18	60,000,000	2016/08/03
65578	J P Morgan SP BV	HSI R Bull CBBC Oct 2017 M	0.2500	22,118 per 10,000 units	22,218 per 10,000 units	2017/10/30	200,000,000	2016/08/03
65541	J P Morgan SP BV	HSI R Bull CBBC Nov 2017 F	0.2500	21,900 per 10,000 units	22,100 per 10,000 units	2017/11/29	200,000,000	2016/08/03

Newly listed callable bull/bear contracts (continued)

Code	Issuer	Name of issue	Issue prices (HK\$)	Strike price (HKD) / Strike level per 10 units	Call price (HKD) / Call level per 10 units	Expiry date	No. of issue (units)	Listing date
65534	J P Morgan SP BV	HSI R Bear CBBC Dec 2016 T	0.2500	22,248 per 10,000 units	22,148 per 10,000 units	2016/12/29	200,000,000	2016/08/03
65539	J P Morgan SP BV	HSI R Bear CBBC Feb 2017 J	0.2500	23,248 per 10,000 units	23,148 per 10,000 units	2017/02/27	200,000,000	2016/08/03
65592	J P Morgan SP BV	Ping An R Bull CBBC Sep 2017 B	0.2500	35.28 per 100 units	35.88 per 100 units	2017/09/15	100,000,000	2016/08/03
65584	J P Morgan SP BV	Tencent R Bear CBBC Mar 2017 C	0.2500	212.08 per 100 units	210.08 per 100 units	2017/03/17	40,000,000	2016/08/03
65510	SG Issuer	HSI R Bull CBBC Oct 2017 J	0.2500	21,658 per 10,000 units	21,858 per 10,000 units	2017/10/30	200,000,000	2016/08/03
65511	SG Issuer	HSI R Bull CBBC Oct 2017 K	0.2500	22,008 per 10,000 units	22,108 per 10,000 units	2017/10/30	200,000,000	2016/08/03
65522	SG Issuer	HSI R Bear CBBC Nov 2016 D	0.2500	22,388 per 10,000 units	22,288 per 10,000 units	2016/11/29	200,000,000	2016/08/03
65515	SG Issuer	HSI R Bear CBBC Nov 2016 S	0.2500	22,288 per 10,000 units	22,188 per 10,000 units	2016/11/29	200,000,000	2016/08/03
65567	UBS AG	HSCEI R Bear CBBC Feb 2017 A	0.2500	10,200 per 10,000 units	10,000 per 10,000 units	2017/02/27	100,000,000	2016/08/03
65576	UBS AG	HSI R Bull CBBC Nov 2017 A	0.2500	22,018 per 10,000 units	22,218 per 10,000 units	2017/11/29	200,000,000	2016/08/03
65561	UBS AG	HSI R Bear CBBC Dec 2016 E	0.2500	22,330 per 10,000 units	22,130 per 10,000 units	2016/12/29	200,000,000	2016/08/03
65565	UBS AG	HSI R Bear CBBC Dec 2016 F	0.2500	22,500 per 10,000 units	22,300 per 10,000 units	2016/12/29	200,000,000	2016/08/03
65658	Credit Suisse AG	HSI R Bull CBBC Sep 2017 A	0.2500	21,928 per 10,000 units	22,128 per 10,000 units	2017/09/28	200,000,000	2016/08/04
65668	Credit Suisse AG	HSI R Bear CBBC Dec 2016 N	0.2500	22,400 per 10,000 units	22,200 per 10,000 units	2016/12/29	200,000,000	2016/08/04
65673	Goldman Sachs SP (Asia)	HSI R Bear CBBC Nov 2016 N	0.2500	22,400 per 10,000 units	22,200 per 10,000 units	2016/11/29	200,000,000	2016/08/04
65614	HK Bank	CAM CSI300 R Bull CBBC Sep 2017 A	0.2500	33.18 per 100 units	33.98 per 100 units	2017/09/29	60,000,000	2016/08/04
65616	HK Bank	CAM CSI300 R Bull CBBC Oct 2017 A	0.2500	29.58 per 100 units	30.38 per 100 units	2017/10/31	80,000,000	2016/08/04
65613	HK Bank	China Res Land R Bull CBBC Jul 2017 B	0.4000	16.2800	17.2800	2017/07/31	40,000,000	2016/08/04
65608	HK Bank	HSI R Bull CBBC Sep 2017 C	0.2500	21,078 per 20,000 units	21,328 per 20,000 units	2017/09/28	150,000,000	2016/08/04
65607	HK Bank	HSI R Bull CBBC Oct 2017 A	0.2500	20,078 per 20,000 units	20,328 per 20,000 units	2017/10/30	150,000,000	2016/08/04
65677	J P Morgan SP BV	HSI R Bear CBBC Nov 2016 O	0.2500	22,400 per 10,000 units	22,200 per 10,000 units	2016/11/29	200,000,000	2016/08/04
65690	J P Morgan SP BV	HSI R Bear CBBC Feb 2017 K	0.2500	23,348 per 10,000 units	23,248 per 10,000 units	2017/02/27	200,000,000	2016/08/04
65601	SG Issuer	HSI R Bull CBBC Oct 2017 L	0.2500	22,108 per 10,000 units	22,208 per 10,000 units	2017/10/30	200,000,000	2016/08/04
65596	SG Issuer	HSI R Bull CBBC Dec 2017 A	0.2500	21,808 per 10,000 units	21,908 per 10,000 units	2017/12/28	200,000,000	2016/08/04
65597	SG Issuer	HSI R Bull CBBC Dec 2017 B	0.2500	21,958 per 10,000 units	22,058 per 10,000 units	2017/12/28	200,000,000	2016/08/04
65618	SG Issuer	HSI R Bear CBBC Dec 2016 C	0.2500	22,338 per 10,000 units	22,238 per 10,000 units	2016/12/29	200,000,000	2016/08/04
65620	SG Issuer	HSI R Bear CBBC Dec 2016 D	0.2500	22,488 per 10,000 units	22,388 per 10,000 units	2016/12/29	200,000,000	2016/08/04
65624	UBS AG	HSI R Bull CBBC Oct 2017 B	0.2500	21,950 per 10,000 units	22,150 per 10,000 units	2017/10/30	200,000,000	2016/08/04
65626	UBS AG	HSI R Bear CBBC Nov 2016 F	0.2500	22,450 per 12,000 units	22,250 per 12,000 units	2016/11/29	200,000,000	2016/08/04
65711	BNP Paribas Arbit Issu B.V.	HSI R Bull CBBC Sep 2017 Q	0.2500	21,700 per 10,000 units	21,900 per 10,000 units	2017/09/28	250,000,000	2016/08/05
65697	BNP Paribas Arbit Issu B.V.	HSI R Bull CBBC Oct 2017 Q	0.2500	21,800 per 10,000 units	22,000 per 10,000 units	2017/10/30	250,000,000	2016/08/05
65714	BNP Paribas Arbit Issu B.V.	HSI R Bear CBBC Feb 2017 O	0.2500	22,200 per 10,000 units	22,000 per 10,000 units	2017/02/27	250,000,000	2016/08/05
65754	BNP Paribas Arbit Issu B.V.	HSI R Bear CBBC Mar 2017 C	0.2500	22,100 per 10,000 units	21,900 per 10,000 units	2017/03/30	250,000,000	2016/08/05
65716	BNP Paribas Arbit Issu B.V.	HSI R Bear CBBC Mar 2017 P	0.2500	22,300 per 10,000 units	22,100 per 10,000 units	2017/03/30	250,000,000	2016/08/05
65749	Credit Suisse AG	HSI R Bull CBBC Nov 2017 F	0.2500	21,850 per 10,000 units	22,050 per 10,000 units	2017/11/29	200,000,000	2016/08/05
65753	Credit Suisse AG	HSI R Bull CBBC Nov 2017 G	0.2500	21,650 per 10,000 units	21,850 per 10,000 units	2017/11/29	200,000,000	2016/08/05
65774	Credit Suisse AG	HSI R Bear CBBC Nov 2016 K	0.2500	22,092 per 10,000 units	21,892 per 10,000 units	2016/11/29	200,000,000	2016/08/05
65779	Credit Suisse AG	HSI R Bear CBBC Jan 2017 F	0.2500	22,450 per 10,000 units	22,250 per 10,000 units	2017/01/26	200,000,000	2016/08/05
65746	Bank of East Asia	CUni R Bull CBBC Jul 2017 A	0.2500	7.4200	7.6200	2017/07/06	40,000,000	2016/08/05
65739	Bank of East Asia	China Res Land R Bull CBBC Nov 2017 A	0.3500	16.0800	16.8800	2017/11/09	30,000,000	2016/08/05
65743	Bank of East Asia	China Res Land R Bull CBBC Dec 2017 A	0.5500	14.0800	14.8800	2017/12/08	20,000,000	2016/08/05
65707	Goldman Sachs SP (Asia)	HSI R Bull CBBC Dec 2017 J	0.2500	21,800 per 10,000 units	22,000 per 10,000 units	2017/12/28	200,000,000	2016/08/05
65793	Goldman Sachs SP (Asia)	HSI R Bear CBBC Nov 2016 O	0.2500	22,200 per 10,000 units	22,000 per 10,000 units	2016/11/29	200,000,000	2016/08/05

Newly listed callable bull/bear contracts (continued)

Code	Issuer	Name of issue	Issue prices (HK\$)	Strike price (HKD) / Strike level per 10 units	Call price (HKD) / Call level per 10 units	Expiry date	No. of issue (units)	Listing date
65796	Goldman Sachs SP (Asia)	HSI R Bear CBBC Nov 2016 P	0.2500	22,092 per 10,000 units	21,892 per 10,000 units	2016/11/29	200,000,000	2016/08/05
65783	J P Morgan SP BV	HSI R Bull CBBC Jan 2018 G	0.2500	21,968 per 10,000 units	22,068 per 10,000 units	2018/01/30	200,000,000	2016/08/05
65785	J P Morgan SP BV	HSI R Bull CBBC Jan 2018 H	0.2500	21,168 per 10,000 units	21,268 per 10,000 units	2018/01/30	200,000,000	2016/08/05
65790	J P Morgan SP BV	HSI R Bear CBBC Nov 2016 P	0.2500	22,500 per 10,000 units	22,300 per 10,000 units	2016/11/29	200,000,000	2016/08/05
65789	J P Morgan SP BV	HSI R Bear CBBC Jan 2017 J	0.2500	21,992 per 10,000 units	21,892 per 10,000 units	2017/01/26	200,000,000	2016/08/05
65792	J P Morgan SP BV	Ping An R Bull CBBC Sep 2017 C	0.2500	32.78 per 100 units	33.38 per 100 units	2017/09/15	100,000,000	2016/08/05
65698	SG Issuer	HSI R Bull CBBC Dec 2017 C	0.2500	21,908 per 10,000 units	22,008 per 10,000 units	2017/12/28	200,000,000	2016/08/05
65706	SG Issuer	HSI R Bull CBBC Dec 2017 D	0.2500	22,058 per 10,000 units	22,158 per 10,000 units	2017/12/28	200,000,000	2016/08/05
65708	SG Issuer	HSI R Bear CBBC Dec 2016 E	0.2500	22,138 per 10,000 units	22,038 per 10,000 units	2016/12/29	200,000,000	2016/08/05
65770	UBS AG	CAM CSI300 R Bull CBBC Aug 2017 B	0.2500	30.88 per 100 units	31.88 per 100 units	2017/08/21	50,000,000	2016/08/05
65757	UBS AG	HSI R Bull CBBC Oct 2017 C	0.2500	21,700 per 10,000 units	21,900 per 10,000 units	2017/10/30	200,000,000	2016/08/05
65755	UBS AG	HSI R Bull CBBC Nov 2017 B	0.2500	21,900 per 10,000 units	22,100 per 10,000 units	2017/11/29	200,000,000	2016/08/05
65761	UBS AG	HSI R Bear CBBC Nov 2016 G	0.2500	22,300 per 10,000 units	22,100 per 10,000 units	2016/11/29	200,000,000	2016/08/05
65760	UBS AG	HSI R Bear CBBC Feb 2017 P	0.2500	22,092 per 10,000 units	21,892 per 10,000 units	2017/02/27	200,000,000	2016/08/05
65839	Credit Suisse AG	HSI R Bull CBBC Aug 2017 E	0.2500	21,938 per 12,000 units	22,178 per 12,000 units	2017/08/30	200,000,000	2016/08/08
65842	Credit Suisse AG	HSI R Bull CBBC Sep 2017 B	0.2500	21,750 per 10,000 units	21,950 per 10,000 units	2017/09/28	200,000,000	2016/08/08
65837	Credit Suisse AG	HSI R Bear CBBC Nov 2016 M	0.2500	22,150 per 10,000 units	21,950 per 10,000 units	2016/11/29	200,000,000	2016/08/08
65820	Goldman Sachs SP (Asia)	HSI R Bull CBBC Dec 2017 K	0.2500	21,900 per 10,000 units	22,100 per 10,000 units	2017/12/28	200,000,000	2016/08/08
65825	J P Morgan SP BV	HSI R Bull CBBC Dec 2017 G	0.2500	22,068 per 10,000 units	22,168 per 10,000 units	2017/12/28	200,000,000	2016/08/08
65826	J P Morgan SP BV	HSI R Bull CBBC Jan 2018 I	0.2500	21,768 per 10,000 units	21,868 per 10,000 units	2018/01/30	200,000,000	2016/08/08
65821	J P Morgan SP BV	HSI R Bear CBBC Nov 2016 Q	0.2500	22,200 per 10,000 units	22,000 per 10,000 units	2016/11/29	200,000,000	2016/08/08
65823	J P Morgan SP BV	HSI R Bear CBBC Jan 2017 K	0.2500	22,348 per 10,000 units	22,248 per 10,000 units	2017/01/26	200,000,000	2016/08/08
65802	SG Issuer	HSI R Bear CBBC Nov 2016 T	0.2500	23,988 per 10,000 units	23,888 per 10,000 units	2016/11/29	200,000,000	2016/08/08
65804	SG Issuer	HSI R Bear CBBC Dec 2016 F	0.2500	24,238 per 10,000 units	24,038 per 10,000 units	2016/12/29	200,000,000	2016/08/08
65805	SG Issuer	HSI R Bear CBBC Dec 2016 G	0.2500	24,438 per 10,000 units	24,238 per 10,000 units	2016/12/29	200,000,000	2016/08/08
65814	SG Issuer	HSI R Bear CBBC Dec 2016 H	0.2500	25,500 per 20,000 units	25,400 per 20,000 units	2016/12/29	400,000,000	2016/08/08
65811	SG Issuer	HSI R Bear CBBC Jan 2017 A	0.2500	25,100 per 20,000 units	25,000 per 20,000 units	2017/01/26	400,000,000	2016/08/08
65817	SG Issuer	HSI R Bear CBBC Jan 2017 B	0.2500	25,900 per 20,000 units	25,800 per 20,000 units	2017/01/26	400,000,000	2016/08/08
65832	UBS AG	HSI R Bull CBBC Sep 2017 D	0.2500	21,850 per 12,000 units	22,050 per 12,000 units	2017/09/28	200,000,000	2016/08/08
65833	UBS AG	HSI R Bull CBBC Nov 2017 C	0.2500	21,650 per 10,000 units	21,850 per 10,000 units	2017/11/29	200,000,000	2016/08/08
65830	UBS AG	HSI R Bear CBBC Dec 2016 G	0.2500	22,150 per 10,000 units	21,950 per 10,000 units	2016/12/29	200,000,000	2016/08/08
65865	J P Morgan SP BV	China Mobile R Bear CBBC Apr 2017 B	0.2500	101.28 per 100 units	100.08 per 100 units	2017/04/21	100,000,000	2016/08/09
65848	J P Morgan SP BV	HSI R Bull CBBC Nov 2017 G	0.2500	21,800 per 10,000 units	22,000 per 10,000 units	2017/11/29	200,000,000	2016/08/09
65856	J P Morgan SP BV	HSI R Bull CBBC Jan 2018 J	0.2500	21,268 per 10,000 units	21,368 per 10,000 units	2018/01/30	200,000,000	2016/08/09
65864	J P Morgan SP BV	HSI R Bear CBBC Feb 2017 L	0.3500	25,348 per 10,000 units	25,248 per 10,000 units	2017/02/27	200,000,000	2016/08/09
65868	J P Morgan SP BV	Tencent R Bear CBBC May 2017 B	0.2500	188.88 per 100 units	186.08 per 100 units	2017/05/12	50,000,000	2016/08/09
65910	BNP Paribas Arbit Issu B.V.	HSI R Bull CBBC Sep 2017 R	0.2500	21,900 per 10,000 units	22,100 per 10,000 units	2017/09/28	250,000,000	2016/08/10
65908	BNP Paribas Arbit Issu B.V.	HSI R Bull CBBC Oct 2017 R	0.2500	21,600 per 10,000 units	21,800 per 10,000 units	2017/10/30	250,000,000	2016/08/10
65940	BNP Paribas Arbit Issu B.V.	HSI R Bear CBBC Feb 2017 M	0.2500	22,000 per 10,000 units	21,800 per 10,000 units	2017/02/27	250,000,000	2016/08/10
66069	Credit Suisse AG	HSI R Bull CBBC Oct 2017 C	0.2500	21,700 per 10,000 units	21,900 per 10,000 units	2017/10/30	200,000,000	2016/08/10
66082	Credit Suisse AG	HSI R Bull CBBC Oct 2017 D	0.2500	21,500 per 10,000 units	21,700 per 10,000 units	2017/10/30	200,000,000	2016/08/10
66066	Credit Suisse AG	HSI R Bull CBBC Oct 2017 Z	0.2500	21,900 per 10,000 units	22,100 per 10,000 units	2017/10/30	200,000,000	2016/08/10
66095	Credit Suisse AG	HSI R Bear CBBC Dec 2016 Q	0.2500	21,940 per 10,000 units	21,740 per 10,000 units	2016/12/29	200,000,000	2016/08/10

Newly listed callable bull/bear contracts (continued)

Code	Issuer	Name of issue	Issue prices (HK\$)	Strike price (HKD) / Strike level per 10 units	Call price (HKD) / Call level per 10 units	Expiry date	No. of issue (units)	Listing date
66097	Credit Suisse AG	HSI R Bear CBBC Dec 2016 R	0.2500	22,200 per 10,000 units	22,000 per 10,000 units	2016/12/29	200,000,000	2016/08/10
65881	Goldman Sachs SP (Asia)	HSI R Bull CBBC Nov 2017 Y	0.2500	21,750 per 10,000 units	21,950 per 10,000 units	2017/11/29	200,000,000	2016/08/10
65876	Goldman Sachs SP (Asia)	HSI R Bull CBBC Dec 2017 L	0.2500	21,929 per 10,000 units	22,129 per 10,000 units	2017/12/28	200,000,000	2016/08/10
65896	Goldman Sachs SP (Asia)	HSI R Bull CBBC Dec 2017 M	0.2500	21,600 per 10,000 units	21,800 per 10,000 units	2017/12/28	200,000,000	2016/08/10
66016	Goldman Sachs SP (Asia)	HSI R Bear CBBC Nov 2016 Q	0.2500	21,953 per 10,000 units	21,753 per 10,000 units	2016/11/29	200,000,000	2016/08/10
66025	Goldman Sachs SP (Asia)	HSI R Bear CBBC Nov 2016 R	0.2500	22,150 per 10,000 units	21,950 per 10,000 units	2016/11/29	200,000,000	2016/08/10
65936	HK Bank	HSI R Bear CBBC Apr 2017 E	0.2500	22,188 per 15,000 units	21,988 per 15,000 units	2017/04/27	150,000,000	2016/08/10
65935	HK Bank	HSI R Bear CBBC May 2017 B	0.2500	22,388 per 15,000 units	22,188 per 15,000 units	2017/05/29	150,000,000	2016/08/10
66027	J P Morgan SP BV	HSI R Bull CBBC Nov 2017 H	0.2500	21,900 per 10,000 units	22,100 per 10,000 units	2017/11/29	200,000,000	2016/08/10
66045	J P Morgan SP BV	HSI R Bull CBBC Dec 2017 H	0.2500	21,600 per 10,000 units	21,800 per 10,000 units	2017/12/28	200,000,000	2016/08/10
66054	J P Morgan SP BV	HSI R Bull CBBC Feb 2018 A	0.2500	20,868 per 10,000 units	20,968 per 10,000 units	2018/02/27	200,000,000	2016/08/10
66159	J P Morgan SP BV	HSI R Bear CBBC Nov 2016 S	0.2500	21,840 per 10,000 units	21,740 per 10,000 units	2016/11/29	200,000,000	2016/08/10
66050	J P Morgan SP BV	HSI R Bear CBBC Dec 2016 U	0.2500	22,048 per 10,000 units	21,948 per 10,000 units	2016/12/29	200,000,000	2016/08/10
66012	SG Issuer	CMob R Bear CBBC Mar 2017 A	0.2500	106.08 per units	104.88 per units	2017/03/30	100,000,000	2016/08/10
66006	SG Issuer	CP&CC R Bull CBBC Jul 2017 A	0.2500	4.93 per units	5.08 per units	2017/07/28	40,000,000	2016/08/10
66000	SG Issuer	CP&CC R Bull CBBC Oct 2017 A	0.2500	4.53 per units	4.68 per units	2017/10/30	40,000,000	2016/08/10
65957	SG Issuer	HSBC R Bull CBBC Sep 2018 B	0.2500	45.58 per units	47.08 per units	2018/09/27	100,000,000	2016/08/10
65911	SG Issuer	HSI R Bull CBBC Jan 2018 A	0.2500	21,658 per 10,000 units	21,758 per 10,000 units	2018/01/30	200,000,000	2016/08/10
65915	SG Issuer	HSI R Bull CBBC Jan 2018 B	0.2500	21,758 per 10,000 units	21,958 per 10,000 units	2018/01/30	200,000,000	2016/08/10
65932	SG Issuer	HSI R Bull CBBC Jan 2018 C	0.2500	22,008 per 10,000 units	22,108 per 10,000 units	2018/01/30	200,000,000	2016/08/10
65943	SG Issuer	HSI R Bear CBBC Nov 2016 U	0.2500	21,888 per 10,000 units	21,788 per 10,000 units	2016/11/29	200,000,000	2016/08/10
65956	SG Issuer	HSI R Bear CBBC Nov 2016 Y	0.2500	22,188 per 10,000 units	22,088 per 10,000 units	2016/11/29	200,000,000	2016/08/10
65955	SG Issuer	HSI R Bear CBBC Dec 2016 I	0.2500	22,138 per 10,000 units	21,938 per 10,000 units	2016/12/29	200,000,000	2016/08/10
65993	SG Issuer	PICC P&C R Bull CBBC Sep 2017 A	0.2500	10.48 per units	11.08 per units	2017/09/28	40,000,000	2016/08/10
65967	SG Issuer	PICC P&C R Bull CBBC Dec 2017 A	0.2800	9.48 per units	10.08 per units	2017/12/28	40,000,000	2016/08/10
66099	UBS AG	HSI R Bull CBBC Oct 2017 J	0.2500	21,929 per 12,000 units	22,129 per 12,000 units	2017/10/30	200,000,000	2016/08/10
66103	UBS AG	HSI R Bull CBBC Nov 2017 L	0.2500	21,800 per 10,000 units	22,000 per 10,000 units	2017/11/29	200,000,000	2016/08/10
66120	UBS AG	HSI R Bull CBBC Dec 2017 Q	0.2500	21,600 per 10,000 units	21,800 per 10,000 units	2017/12/28	200,000,000	2016/08/10
66143	UBS AG	HSI R Bear CBBC Dec 2016 H	0.2500	21,940 per 10,000 units	21,740 per 10,000 units	2016/12/29	200,000,000	2016/08/10
66136	UBS AG	HSI R Bear CBBC Feb 2017 Q	0.2500	22,200 per 10,000 units	22,000 per 10,000 units	2017/02/27	200,000,000	2016/08/10
66276	Credit Suisse AG	HSI R Bull CBBC Nov 2017 H	0.2500	21,600 per 10,000 units	21,800 per 10,000 units	2017/11/29	200,000,000	2016/08/11
66239	Credit Suisse AG	HSI R Bear CBBC Dec 2016 S	0.2500	22,000 per 10,000 units	21,800 per 10,000 units	2016/12/29	200,000,000	2016/08/11
66268	Credit Suisse AG	Ping An R Bull CBBC Sep 2017 A	0.2500	34.38 per 100 units	34.98 per 100 units	2017/09/29	50,000,000	2016/08/11
66275	Credit Suisse AG	Ping An R Bull CBBC Sep 2017 B	0.2500	32.58 per 100 units	33.18 per 100 units	2017/09/29	50,000,000	2016/08/11
66259	Credit Suisse AG	Tencent R Bull CBBC Jun 2017 A	0.2500	177.48 per 100 units	179.98 per 100 units	2017/06/30	40,000,000	2016/08/11
66261	Credit Suisse AG	Tencent R Bull CBBC Jun 2017 B	0.2500	169.38 per 100 units	171.88 per 100 units	2017/06/30	40,000,000	2016/08/11
66264	Credit Suisse AG	Tencent R Bear CBBC Mar 2017 A	0.2500	196.38 per 100 units	193.88 per 100 units	2017/03/30	40,000,000	2016/08/11
66265	Credit Suisse AG	Tencent R Bear CBBC Mar 2017 B	0.2500	204.48 per 100 units	201.98 per 100 units	2017/03/30	40,000,000	2016/08/11
66238	Goldman Sachs SP (Asia)	HSI R Bull CBBC Nov 2017 Z	0.2500	21,661 per 10,000 units	21,861 per 10,000 units	2017/11/29	200,000,000	2016/08/11
66166	Goldman Sachs SP (Asia)	HSI R Bear CBBC Nov 2016 S	0.2500	22,000 per 10,000 units	21,800 per 10,000 units	2016/11/29	200,000,000	2016/08/11
66163	Haitong Int'l Sec	HSI R Bull CBBC Feb 2018 A	0.2510	20,868 per 10,000 units	20,968 per 10,000 units	2018/02/27	200,000,000	2016/08/11
66165	Haitong Int'l Sec	HSI R Bear CBBC Feb 2017 E	0.2500	22,250 per 10,000 units	22,150 per 10,000 units	2017/02/27	200,000,000	2016/08/11
66307	J P Morgan SP BV	CNOOC R Bear CBBC May 2017 A	0.2500	9.8800	9.6800	2017/05/19	60,000,000	2016/08/11

Newly listed callable bull/bear contracts (continued)

Code	Issuer	Name of issue	Issue prices (HK\$)	Strike price (HKD) / Strike level per 10 units	Call price (HKD) / Call level per 10 units	Expiry date	No. of issue (units)	Listing date
66308	J P Morgan SP BV	HSBC R Bull CBBC Jul 2017 C	0.2500	48.38 per 100 units	49.88 per 100 units	2017/07/21	100,000,000	2016/08/11
66317	J P Morgan SP BV	HSBC R Bear CBBC May 2017 A	0.2500	57.88 per 100 units	56.08 per 100 units	2017/05/12	100,000,000	2016/08/11
66213	J P Morgan SP BV	HSI R Bull CBBC Jan 2018 K	0.2500	21,668 per 10,000 units	21,768 per 10,000 units	2018/01/30	200,000,000	2016/08/11
66189	J P Morgan SP BV	HSI R Bear CBBC Jan 2017 L	0.2500	22,000 per 10,000 units	21,800 per 10,000 units	2017/01/26	200,000,000	2016/08/11
66207	J P Morgan SP BV	HSI R Bear CBBC Jan 2017 M	0.2500	22,148 per 10,000 units	22,048 per 10,000 units	2017/01/26	200,000,000	2016/08/11
66216	SG Issuer	HSI R Bull CBBC Jan 2018 D	0.2500	20,700 per 20,000 units	20,800 per 20,000 units	2018/01/30	400,000,000	2016/08/11
66218	SG Issuer	HSI R Bull CBBC Jan 2018 E	0.2500	21,500 per 20,000 units	21,600 per 20,000 units	2018/01/30	400,000,000	2016/08/11
66227	SG Issuer	HSI R Bull CBBC Jan 2018 F	0.2500	21,658 per 10,000 units	21,858 per 10,000 units	2018/01/30	200,000,000	2016/08/11
66176	SG Issuer	HSI R Bear CBBC Nov 2016 Z	0.2500	22,088 per 10,000 units	21,988 per 10,000 units	2016/11/29	200,000,000	2016/08/11
66175	SG Issuer	HSI R Bear CBBC Dec 2016 J	0.2500	22,038 per 10,000 units	21,838 per 10,000 units	2016/12/29	200,000,000	2016/08/11
66295	UBS AG	HSI R Bull CBBC Oct 2017 K	0.2500	21,550 per 12,000 units	21,750 per 12,000 units	2017/10/30	200,000,000	2016/08/11
66291	UBS AG	HSI R Bear CBBC Jan 2017 W	0.2500	22,000 per 10,000 units	21,800 per 10,000 units	2017/01/26	200,000,000	2016/08/11
66389	BNP Paribas Arbit Issu B.V.	HSI R Bull CBBC Oct 2017 S	0.2500	21,800 per 10,000 units	22,000 per 10,000 units	2017/10/30	250,000,000	2016/08/12
66325	BNP Paribas Arbit Issu B.V.	HSI R Bear CBBC Feb 2017 P	0.2500	22,200 per 10,000 units	22,000 per 10,000 units	2017/02/27	250,000,000	2016/08/12
66326	BNP Paribas Arbit Issu B.V.	HSI R Bear CBBC Mar 2017 J	0.2500	22,300 per 10,000 units	22,100 per 10,000 units	2017/03/30	250,000,000	2016/08/12
66378	Credit Suisse AG	HSI R Bull CBBC Dec 2017 G	0.2500	21,550 per 10,000 units	21,750 per 10,000 units	2017/12/28	200,000,000	2016/08/12
66381	Credit Suisse AG	HSI R Bull CBBC Dec 2017 H	0.2500	21,800 per 10,000 units	22,000 per 10,000 units	2017/12/28	200,000,000	2016/08/12
66387	Credit Suisse AG	HSI R Bull CBBC Dec 2017 I	0.2500	21,938 per 10,000 units	22,138 per 10,000 units	2017/12/28	200,000,000	2016/08/12
66407	Credit Suisse AG	HSI R Bear CBBC Nov 2016 H	0.2500	22,050 per 10,000 units	21,850 per 10,000 units	2016/11/29	200,000,000	2016/08/12
66369	Credit Suisse AG	HSI R Bear CBBC Nov 2016 P	0.2500	23,650 per 10,000 units	23,450 per 10,000 units	2016/11/29	200,000,000	2016/08/12
66397	Credit Suisse AG	HSI R Bear CBBC Nov 2016 Q	0.2500	22,250 per 10,000 units	22,050 per 10,000 units	2016/11/29	200,000,000	2016/08/12
66374	Credit Suisse AG	HSI R Bear CBBC Dec 2016 T	0.2500	23,450 per 10,000 units	23,250 per 10,000 units	2016/12/29	200,000,000	2016/08/12
66359	Credit Suisse AG	HSI R Bear CBBC Jan 2017 H	0.2500	24,200 per 10,000 units	24,000 per 10,000 units	2017/01/26	200,000,000	2016/08/12
66404	Goldman Sachs SP (Asia)	HSI R Bull CBBC Nov 2017 A	0.2500	21,800 per 10,000 units	22,000 per 10,000 units	2017/11/29	200,000,000	2016/08/12
66342	Goldman Sachs SP (Asia)	HSI R Bear CBBC Nov 2016 T	0.2500	22,100 per 10,000 units	21,900 per 10,000 units	2016/11/29	200,000,000	2016/08/12
66343	Goldman Sachs SP (Asia)	HSI R Bear CBBC Dec 2016 K	0.2500	22,300 per 10,000 units	22,100 per 10,000 units	2016/12/29	200,000,000	2016/08/12
66328	HK Bank	Tencent R Bull CBBC Jul 2017 F	0.2500	179.38 per 100 units	180.88 per 100 units	2017/07/03	50,000,000	2016/08/12
66329	HK Bank	Tencent R Bull CBBC Jul 2017 G	0.2500	175.88 per 100 units	177.38 per 100 units	2017/07/10	50,000,000	2016/08/12
66327	HK Bank	Tencent R Bear CBBC Aug 2017 A	0.2500	189.38 per 100 units	187.88 per 100 units	2017/08/17	40,000,000	2016/08/12
66431	J P Morgan SP BV	HKEX R Bull CBBC Nov 2017 C	0.2500	186.88 per 100 units	188.88 per 100 units	2017/11/17	40,000,000	2016/08/12
66448	J P Morgan SP BV	HSI R Bull CBBC Nov 2017 I	0.2500	21,700 per 10,000 units	21,900 per 10,000 units	2017/11/29	200,000,000	2016/08/12
66445	J P Morgan SP BV	HSI R Bull CBBC Jan 2018 L	0.2500	21,968 per 10,000 units	22,068 per 10,000 units	2018/01/30	200,000,000	2016/08/12
66412	J P Morgan SP BV	HSI R Bear CBBC Nov 2016 T	0.2500	22,300 per 10,000 units	22,100 per 10,000 units	2016/11/29	200,000,000	2016/08/12
66408	J P Morgan SP BV	HSI R Bear CBBC Dec 2016 V	0.2500	21,948 per 10,000 units	21,848 per 10,000 units	2016/12/29	200,000,000	2016/08/12
66444	J P Morgan SP BV	HSI R Bear CBBC Jan 2017 N	0.2500	24,100 per 10,000 units	23,900 per 10,000 units	2017/01/26	200,000,000	2016/08/12
66434	J P Morgan SP BV	HSI R Bear CBBC Feb 2017 M	0.2500	23,448 per 10,000 units	23,348 per 10,000 units	2017/02/27	200,000,000	2016/08/12
66430	J P Morgan SP BV	Tencent R Bull CBBC Aug 2017 D	0.2500	180.38 per 100 units	182.88 per 100 units	2017/08/18	60,000,000	2016/08/12
66347	SG Issuer	HSI R Bull CBBC Dec 2017 E	0.2500	21,708 per 10,000 units	21,808 per 10,000 units	2017/12/28	200,000,000	2016/08/12
66348	SG Issuer	HSI R Bull CBBC Dec 2017 F	0.2500	21,858 per 10,000 units	22,058 per 10,000 units	2017/12/28	200,000,000	2016/08/12
66339	SG Issuer	HSI R Bear CBBC Nov 2016 E	0.2500	21,988 per 10,000 units	21,888 per 10,000 units	2016/11/29	200,000,000	2016/08/12
66341	SG Issuer	HSI R Bear CBBC Dec 2016 K	0.2500	22,238 per 10,000 units	22,038 per 10,000 units	2016/12/29	200,000,000	2016/08/12
66454	UBS AG	HSI R Bull CBBC Dec 2017 R	0.2500	21,953 per 10,000 units	22,153 per 10,000 units	2017/12/28	200,000,000	2016/08/12
66458	UBS AG	HSI R Bull CBBC Dec 2017 S	0.2500	21,750 per 10,000 units	21,950 per 10,000 units	2017/12/28	200,000,000	2016/08/12

Newly listed callable bull/bear contracts (continued)

Code	Issuer	Name of issue	Issue prices (HK\$)	Strike price (HKD) / Strike level per 10 units	Call price (HKD) / Call level per 10 units	Expiry date	No. of issue (units)	Listing date
66451	UBS AG	HSI R Bear CBBC Nov 2016 H	0.2500	22,250 per 12,000 units	22,050 per 12,000 units	2016/11/29	200,000,000	2016/08/12
66449	UBS AG	HSI R Bear CBBC Feb 2017 R	0.2500	22,033 per 10,000 units	21,833 per 10,000 units	2017/02/27	200,000,000	2016/08/12
66569	BNP Paribas Arbit Issu B.V.	HSCEI R Bull CBBC Sep 2017 B	0.2500	8,600 per 10,000 units	8,800 per 10,000 units	2017/09/28	100,000,000	2016/08/15
66552	BNP Paribas Arbit Issu B.V.	HSI R Bull CBBC Sep 2017 S	0.2500	22,100 per 10,000 units	22,300 per 10,000 units	2017/09/28	250,000,000	2016/08/15
66549	BNP Paribas Arbit Issu B.V.	HSI R Bull CBBC Oct 2017 T	0.2500	22,000 per 10,000 units	22,200 per 10,000 units	2017/10/30	250,000,000	2016/08/15
66557	BNP Paribas Arbit Issu B.V.	HSI R Bull CBBC Oct 2017 U	0.2500	22,200 per 10,000 units	22,400 per 10,000 units	2017/10/30	250,000,000	2016/08/15
66511	BNP Paribas Arbit Issu B.V.	HSI R Bear CBBC Feb 2017 Q	0.2500	22,400 per 10,000 units	22,200 per 10,000 units	2017/02/27	250,000,000	2016/08/15
66518	BNP Paribas Arbit Issu B.V.	HSI R Bear CBBC Feb 2017 X	0.2500	22,600 per 10,000 units	22,400 per 10,000 units	2017/02/27	250,000,000	2016/08/15
66566	BNP Paribas Arbit Issu B.V.	HSI R Bear CBBC Mar 2017 D	0.2500	22,700 per 10,000 units	22,500 per 10,000 units	2017/03/30	250,000,000	2016/08/15
66514	BNP Paribas Arbit Issu B.V.	HSI R Bear CBBC Mar 2017 N	0.2500	22,500 per 10,000 units	22,300 per 10,000 units	2017/03/30	250,000,000	2016/08/15
66667	Credit Suisse AG	HSI R Bull CBBC Dec 2017 J	0.2500	22,150 per 10,000 units	22,350 per 10,000 units	2017/12/28	200,000,000	2016/08/15
66668	Credit Suisse AG	HSI R Bull CBBC Dec 2017 K	0.2500	22,294 per 10,000 units	22,494 per 10,000 units	2017/12/28	200,000,000	2016/08/15
66616	Credit Suisse AG	HSI R Bear CBBC Nov 2016 L	0.2500	22,350 per 10,000 units	22,150 per 10,000 units	2016/11/29	200,000,000	2016/08/15
66625	Credit Suisse AG	HSI R Bear CBBC Nov 2016 R	0.2500	22,500 per 10,000 units	22,300 per 10,000 units	2016/11/29	200,000,000	2016/08/15
66630	Credit Suisse AG	HSI R Bear CBBC Dec 2016 U	0.2500	23,550 per 10,000 units	23,350 per 10,000 units	2016/12/29	200,000,000	2016/08/15
66637	Credit Suisse AG	HSI R Bear CBBC Dec 2016 V	0.2500	23,750 per 10,000 units	23,550 per 10,000 units	2016/12/29	200,000,000	2016/08/15
66647	Credit Suisse AG	HSI R Bear CBBC Dec 2016 W	0.2500	23,850 per 10,000 units	23,650 per 10,000 units	2016/12/29	200,000,000	2016/08/15
66659	Credit Suisse AG	HSI R Bear CBBC Dec 2016 X	0.2500	24,400 per 10,000 units	24,200 per 10,000 units	2016/12/29	200,000,000	2016/08/15
66660	Credit Suisse AG	HSI R Bear CBBC Dec 2016 Y	0.2700	24,700 per 10,000 units	24,500 per 10,000 units	2016/12/29	200,000,000	2016/08/15
66665	Credit Suisse AG	HSI R Bear CBBC Dec 2016 Z	0.2500	22,622 per 12,000 units	22,422 per 12,000 units	2016/12/29	200,000,000	2016/08/15
66727	Bank of East Asia	China Mobile R Bull CBBC Nov 2017 A	0.2500	87.68 per 100 units	89.68 per 100 units	2017/11/09	40,000,000	2016/08/15
66718	Bank of East Asia	HSBC Holdings R Bull CBBC Jan 2018 B	0.2500	47.38 per 100 units	48.88 per 100 units	2018/01/25	40,000,000	2016/08/15
66726	Bank of East Asia	HSBC Holdings R Bear CBBC Feb 2017 B	0.2500	62.50 per 100 units	60.50 per 100 units	2017/02/28	40,000,000	2016/08/15
66732	Bank of East Asia	PICC P&C R Bull CBBC Oct 2017 A	0.2500	11.3800	11.8800	2017/10/23	40,000,000	2016/08/15
66730	Bank of East Asia	Tencent R Bear CBBC Apr 2017 B	0.2500	199.60 per 100 units	196.80 per 100 units	2017/04/07	40,000,000	2016/08/15
66702	Goldman Sachs SP (Asia)	HSI R Bull CBBC Dec 2017 N	0.2500	22,294 per 10,000 units	22,494 per 10,000 units	2017/12/28	200,000,000	2016/08/15
66712	Goldman Sachs SP (Asia)	HSI R Bull CBBC Dec 2017 O	0.2500	22,100 per 10,000 units	22,300 per 10,000 units	2017/12/28	200,000,000	2016/08/15
66485	Goldman Sachs SP (Asia)	HSI R Bear CBBC Nov 2016 U	0.2500	22,347 per 10,000 units	22,147 per 10,000 units	2016/11/29	200,000,000	2016/08/15
66583	Goldman Sachs SP (Asia)	HSI R Bear CBBC Nov 2016 V	0.2500	22,700 per 10,000 units	22,500 per 10,000 units	2016/11/29	200,000,000	2016/08/15
66488	Goldman Sachs SP (Asia)	HSI R Bear CBBC Dec 2016 L	0.2500	22,500 per 10,000 units	22,300 per 10,000 units	2016/12/29	200,000,000	2016/08/15
66470	HK Bank	HSI R Bull CBBC Jul 2017 I	0.2500	21,698 per 15,000 units	21,898 per 15,000 units	2017/07/28	150,000,000	2016/08/15
66507	Haitong Int'l Sec	HSI R Bull CBBC Oct 2017 R	0.2640	20,250 per 10,000 units	20,450 per 10,000 units	2017/10/30	200,000,000	2016/08/15
66495	Haitong Int'l Sec	HSI R Bear CBBC Feb 2017 F	0.2540	22,550 per 10,000 units	22,350 per 10,000 units	2017/02/27	200,000,000	2016/08/15
66501	Haitong Int'l Sec	HSI R Bear CBBC Feb 2017 G	0.2520	22,650 per 10,000 units	22,450 per 10,000 units	2017/02/27	200,000,000	2016/08/15
66505	Haitong Int'l Sec	HSI R Bear CBBC Feb 2017 H	0.2540	22,788 per 10,000 units	22,588 per 10,000 units	2017/02/27	200,000,000	2016/08/15
66759	J P Morgan SP BV	HKEX R Bull CBBC Jun 2017 E	0.2500	189.88 per 100 units	191.88 per 100 units	2017/06/16	40,000,000	2016/08/15
66761	J P Morgan SP BV	HSI R Bull CBBC Nov 2017 J	0.2500	22,100 per 10,000 units	22,300 per 10,000 units	2017/11/29	200,000,000	2016/08/15
66760	J P Morgan SP BV	HSI R Bull CBBC Jan 2018 M	0.2500	22,394 per 10,000 units	22,494 per 10,000 units	2018/01/30	200,000,000	2016/08/15
66763	J P Morgan SP BV	HSI R Bull CBBC Feb 2018 B	0.2500	21,868 per 10,000 units	21,968 per 10,000 units	2018/02/27	200,000,000	2016/08/15
66743	J P Morgan SP BV	HSI R Bear CBBC Nov 2016 U	0.2500	22,600 per 10,000 units	22,400 per 10,000 units	2016/11/29	200,000,000	2016/08/15
66737	J P Morgan SP BV	HSI R Bear CBBC Dec 2016 W	0.2500	22,400 per 10,000 units	22,200 per 10,000 units	2016/12/29	200,000,000	2016/08/15
66747	J P Morgan SP BV	HSI R Bear CBBC Jan 2017 O	0.2500	23,448 per 10,000 units	23,348 per 10,000 units	2017/01/26	200,000,000	2016/08/15
66749	J P Morgan SP BV	HSI R Bear CBBC Feb 2017 N	0.3000	24,848 per 10,000 units	24,748 per 10,000 units	2017/02/27	200,000,000	2016/08/15

Newly listed callable bull/bear contracts (continued)

Code	Issuer	Name of issue	Issue prices (HK\$)	Strike price (HKD) / Strike level per 10 units	Call price (HKD) / Call level per 10 units	Expiry date	No. of issue (units)	Listing date
66753	J P Morgan SP BV	Tencent R Bull CBBC Apr 2017 D	0.2500	183.38 per 100 units	185.88 per 100 units	2017/04/21	40,000,000	2016/08/15
66752	J P Morgan SP BV	Tencent R Bear CBBC May 2017 C	0.3000	216.88 per 100 units	214.08 per 100 units	2017/05/12	40,000,000	2016/08/15
66535	Macquarie Bank Ltd.	HSI R Bull CBBC Apr 2017 A	0.2500	21,700 per 20,000 units	21,900 per 20,000 units	2017/04/27	40,000,000	2016/08/15
66585	SG Issuer	HSI R Bull CBBC Jan 2018 G	0.2500	21,908 per 10,000 units	22,008 per 10,000 units	2018/01/30	200,000,000	2016/08/15
66591	SG Issuer	HSI R Bull CBBC Jan 2018 H	0.2500	22,158 per 10,000 units	22,258 per 10,000 units	2018/01/30	200,000,000	2016/08/15
66599	SG Issuer	HSI R Bull CBBC Jan 2018 I	0.2500	22,308 per 10,000 units	22,408 per 10,000 units	2018/01/30	200,000,000	2016/08/15
66533	SG Issuer	HSI R Bear CBBC Nov 2016 O	0.2500	22,538 per 10,000 units	22,338 per 10,000 units	2016/11/29	200,000,000	2016/08/15
66529	SG Issuer	HSI R Bear CBBC Nov 2016 P	0.2500	22,288 per 10,000 units	22,188 per 10,000 units	2016/11/29	200,000,000	2016/08/15
66604	SG Issuer	HSI R Bear CBBC Dec 2016 L	0.2500	22,588 per 10,000 units	22,488 per 10,000 units	2016/12/29	200,000,000	2016/08/15
66694	UBS AG	HSI R Bull CBBC Oct 2017 L	0.2500	22,150 per 10,000 units	22,350 per 10,000 units	2017/10/30	200,000,000	2016/08/15
66692	UBS AG	HSI R Bull CBBC Nov 2017 M	0.2500	22,294 per 10,000 units	22,494 per 10,000 units	2017/11/29	200,000,000	2016/08/15
66698	UBS AG	HSI R Bull CBBC Dec 2017 T	0.2500	21,900 per 10,000 units	22,100 per 10,000 units	2017/12/28	200,000,000	2016/08/15
66677	UBS AG	HSI R Bear CBBC Nov 2016 I	0.2500	22,347 per 10,000 units	22,147 per 10,000 units	2016/11/29	200,000,000	2016/08/15
66679	UBS AG	HSI R Bear CBBC Nov 2016 J	0.2500	22,500 per 10,000 units	22,300 per 10,000 units	2016/11/29	200,000,000	2016/08/15
66686	UBS AG	HSI R Bear CBBC Nov 2016 K	0.2500	22,650 per 10,000 units	22,450 per 10,000 units	2016/11/29	200,000,000	2016/08/15
66866	Credit Suisse AG	HSI R Bull CBBC Nov 2017 I	0.2500	22,250 per 12,000 units	22,450 per 12,000 units	2017/11/29	200,000,000	2016/08/16
66877	Credit Suisse AG	HSI R Bull CBBC Nov 2017 J	0.2500	22,050 per 10,000 units	22,250 per 10,000 units	2017/11/29	200,000,000	2016/08/16
66883	Credit Suisse AG	HSI R Bear CBBC Dec 2016 A	0.2500	23,200 per 12,000 units	23,000 per 12,000 units	2016/12/29	200,000,000	2016/08/16
66884	Credit Suisse AG	HSI R Bear CBBC Dec 2016 B	0.2500	22,700 per 12,000 units	22,500 per 12,000 units	2016/12/29	200,000,000	2016/08/16
66961	Goldman Sachs SP (Asia)	HSI R Bull CBBC Oct 2017 R	0.2500	22,000 per 10,000 units	22,200 per 10,000 units	2017/10/30	200,000,000	2016/08/16
66967	Goldman Sachs SP (Asia)	HSI R Bull CBBC Oct 2017 S	0.2500	22,200 per 10,000 units	22,400 per 10,000 units	2017/10/30	200,000,000	2016/08/16
66973	Goldman Sachs SP (Asia)	HSI R Bear CBBC Nov 2016 W	0.2500	22,750 per 10,000 units	22,550 per 10,000 units	2016/11/29	200,000,000	2016/08/16
66796	HK Bank	CC Bank R Bull CBBC Aug 2017 B	0.2500	5.0800	5.1600	2017/08/31	50,000,000	2016/08/16
66783	HK Bank	HKEI R Bull CBBC Sep 2017 D	0.2500	187.88 per 100 units	189.88 per 100 units	2017/09/25	50,000,000	2016/08/16
66828	HK Bank	HSCEI R Bull CBBC Aug 2017 C	0.2500	8,938 per 10,000 units	9,038 per 10,000 units	2017/08/30	60,000,000	2016/08/16
66769	HK Bank	HSI R Bull CBBC Jun 2017 G	0.2500	22,098 per 15,000 units	22,298 per 15,000 units	2017/06/29	150,000,000	2016/08/16
66765	HK Bank	HSI R Bull CBBC Aug 2017 F	0.2500	21,898 per 15,000 units	22,098 per 15,000 units	2017/08/30	150,000,000	2016/08/16
66807	HK Bank	ICBC R Bull CBBC Jul 2017 B	0.2500	4.1800	4.2800	2017/07/31	50,000,000	2016/08/16
66777	HK Bank	Lenovo R Bull CBBC Aug 2017 C	0.2500	4.9000	5.1000	2017/08/14	40,000,000	2016/08/16
66784	HK Bank	Tencent R Bull CBBC Jun 2017 F	0.2500	182.38 per 100 units	183.88 per 100 units	2017/06/30	50,000,000	2016/08/16
66957	J P Morgan SP BV	HSI R Bull CBBC Nov 2017 K	0.2500	22,200 per 10,000 units	22,400 per 10,000 units	2017/11/29	200,000,000	2016/08/16
66960	J P Morgan SP BV	HSI R Bull CBBC Jan 2018 N	0.2500	22,000 per 10,000 units	22,200 per 10,000 units	2018/01/30	200,000,000	2016/08/16
66941	J P Morgan SP BV	HSI R Bear CBBC Nov 2016 V	0.2500	22,700 per 10,000 units	22,500 per 10,000 units	2016/11/29	200,000,000	2016/08/16
66947	J P Morgan SP BV	HSI R Bear CBBC Jan 2017 P	0.2500	23,548 per 10,000 units	23,448 per 10,000 units	2017/01/26	200,000,000	2016/08/16
66885	J P Morgan SP BV	Lenovo R Bull CBBC Dec 2017 A	0.2500	4.9800	5.1800	2017/12/15	100,000,000	2016/08/16
66891	J P Morgan SP BV	Ping An R Bull CBBC Oct 2017 A	0.2500	36.28 per 100 units	36.88 per 100 units	2017/10/20	100,000,000	2016/08/16
66830	SG Issuer	HSI R Bull CBBC Dec 2017 G	0.2500	21,808 per 10,000 units	21,908 per 10,000 units	2017/12/28	200,000,000	2016/08/16
66834	SG Issuer	HSI R Bull CBBC Dec 2017 H	0.2500	21,958 per 10,000 units	22,158 per 10,000 units	2017/12/28	200,000,000	2016/08/16
66837	SG Issuer	HSI R Bull CBBC Dec 2017 I	0.2500	22,158 per 10,000 units	22,358 per 10,000 units	2017/12/28	200,000,000	2016/08/16
66865	SG Issuer	HSI R Bear CBBC Dec 2016 M	0.2500	22,788 per 10,000 units	22,688 per 10,000 units	2016/12/29	200,000,000	2016/08/16
66894	UBS AG	HSI R Bull CBBC Sep 2017 E	0.2500	22,100 per 10,000 units	22,300 per 10,000 units	2017/09/28	200,000,000	2016/08/16
66893	UBS AG	HSI R Bull CBBC Dec 2017 U	0.2500	22,250 per 10,000 units	22,450 per 10,000 units	2017/12/28	200,000,000	2016/08/16
66904	UBS AG	HSI R Bear CBBC Nov 2016 L	0.2500	23,750 per 12,000 units	23,550 per 12,000 units	2016/11/29	200,000,000	2016/08/16

Newly listed callable bull/bear contracts (continued)

Code	Issuer	Name of issue	Issue prices (HK\$)	Strike price (HKD) / Strike level per 10 units	Call price (HKD) / Call level per 10 units	Expiry date	No. of issue (units)	Listing date
66901	UBS AG	HSI R Bear CBBC Dec 2016 I	0.2500	23,300 per 10,000 units	23,100 per 10,000 units	2016/12/29	200,000,000	2016/08/16
66924	UBS AG	HSI R Bear CBBC Dec 2016 J	0.2500	22,700 per 10,000 units	22,500 per 10,000 units	2016/12/29	200,000,000	2016/08/16
66907	UBS AG	HSI R Bear CBBC Jan 2017 X	0.2500	24,300 per 10,000 units	24,100 per 10,000 units	2017/01/26	200,000,000	2016/08/16
66905	UBS AG	HSI R Bear CBBC Feb 2017 S	0.2500	23,950 per 12,000 units	23,750 per 12,000 units	2017/02/27	200,000,000	2016/08/16
66914	UBS AG	HSI R Bear CBBC Feb 2017 T	0.2600	25,000 per 10,000 units	24,800 per 10,000 units	2017/02/27	200,000,000	2016/08/16
66917	UBS AG	HSI R Bear CBBC Feb 2017 U	0.3300	25,700 per 10,000 units	25,500 per 10,000 units	2017/02/27	200,000,000	2016/08/16
67081	BNP Paribas Arbit Issu B.V.	HSI R Bull CBBC Sep 2017 T	0.2500	22,300 per 10,000 units	22,500 per 10,000 units	2017/09/28	250,000,000	2016/08/17
67027	BNP Paribas Arbit Issu B.V.	HSI R Bear CBBC Feb 2017 B	0.2500	22,800 per 10,000 units	22,600 per 10,000 units	2017/02/27	250,000,000	2016/08/17
67091	Credit Suisse AG	HSI R Bull CBBC Dec 2017 L	0.2500	22,358 per 12,000 units	22,558 per 12,000 units	2017/12/28	200,000,000	2016/08/17
67107	Credit Suisse AG	HSI R Bull CBBC Dec 2017 M	0.2500	21,850 per 12,000 units	22,050 per 12,000 units	2017/12/28	200,000,000	2016/08/17
67090	Credit Suisse AG	HSI R Bear CBBC Dec 2016 C	0.2500	22,750 per 10,000 units	22,550 per 10,000 units	2016/12/29	200,000,000	2016/08/17
67088	Goldman Sachs SP (Asia)	HSI R Bull CBBC Dec 2017 P	0.2500	22,458 per 10,000 units	22,558 per 10,000 units	2017/12/28	200,000,000	2016/08/17
67108	Goldman Sachs SP (Asia)	HSI R Bear CBBC Nov 2016 X	0.2500	22,800 per 10,000 units	22,600 per 10,000 units	2016/11/29	200,000,000	2016/08/17
67034	HK Bank	CSOP A50 ETF R Bull CBBC Jul 2017 A	0.2500	10.8600	10.9600	2017/07/31	50,000,000	2016/08/17
67036	HK Bank	HS H-SH ETF R Bull CBBC Jul 2017 C	0.2500	83.28 per 100 units	84.28 per 100 units	2017/07/31	50,000,000	2016/08/17
67037	HK Bank	HSI R Bear CBBC Oct 2017 B	0.3000	26,278 per 20,000 units	26,028 per 20,000 units	2017/10/30	250,000,000	2016/08/17
67059	Haitong Int'l Sec	HSCEI R Bull CBBC Nov 2017 A	0.2530	8,338 per 10,000 units	8,438 per 10,000 units	2017/11/29	200,000,000	2016/08/17
67058	Haitong Int'l Sec	HSCEI R Bull CBBC Dec 2017 A	0.2520	7,800 per 10,000 units	8,000 per 10,000 units	2017/12/28	200,000,000	2016/08/17
67075	Haitong Int'l Sec	HSCEI R Bear CBBC Nov 2016 A	0.2510	9,800 per 10,000 units	9,600 per 10,000 units	2016/11/29	200,000,000	2016/08/17
67074	Haitong Int'l Sec	HSCEI R Bear CBBC Dec 2016 A	0.2520	9,886 per 10,000 units	9,786 per 10,000 units	2016/12/29	200,000,000	2016/08/17
66990	Haitong Int'l Sec	HSI R Bull CBBC Nov 2017 B	0.2520	21,700 per 10,000 units	21,900 per 10,000 units	2017/11/29	200,000,000	2016/08/17
66976	Haitong Int'l Sec	HSI R Bull CBBC Dec 2017 F	0.2560	21,550 per 10,000 units	21,750 per 10,000 units	2017/12/28	200,000,000	2016/08/17
66995	Haitong Int'l Sec	HSI R Bear CBBC Nov 2016 K	0.2720	22,700 per 10,000 units	22,500 per 10,000 units	2016/11/29	200,000,000	2016/08/17
67006	Haitong Int'l Sec	HSI R Bear CBBC Nov 2016 L	0.2730	22,800 per 10,000 units	22,600 per 10,000 units	2016/11/29	200,000,000	2016/08/17
67016	Haitong Int'l Sec	HSI R Bear CBBC Feb 2017 I	0.2500	23,750 per 10,000 units	23,550 per 10,000 units	2017/02/27	200,000,000	2016/08/17
67018	Haitong Int'l Sec	HSI R Bear CBBC Feb 2017 J	0.2670	23,950 per 10,000 units	23,750 per 10,000 units	2017/02/27	200,000,000	2016/08/17
67204	J P Morgan SP BV	CC Bank R Bull CBBC Aug 2017 A	0.2500	5.1800	5.2800	2017/08/18	100,000,000	2016/08/17
67209	J P Morgan SP BV	CNOOC R Bull CBBC Sep 2017 A	0.2500	8.5800	8.7800	2017/09/21	100,000,000	2016/08/17
67225	J P Morgan SP BV	HSCEI R Bull CBBC Jun 2017 D	0.2500	8,900 per 10,000 units	9,000 per 10,000 units	2017/06/29	100,000,000	2016/08/17
67232	J P Morgan SP BV	HSCEI R Bull CBBC Jul 2017 B	0.2500	8,400 per 10,000 units	8,500 per 10,000 units	2017/07/28	100,000,000	2016/08/17
67203	J P Morgan SP BV	HSI R Bull CBBC Jan 2018 O	0.2500	22,458 per 10,000 units	22,558 per 10,000 units	2018/01/30	200,000,000	2016/08/17
67219	J P Morgan SP BV	HSI R Bull CBBC Jan 2018 P	0.2500	22,168 per 10,000 units	22,268 per 10,000 units	2018/01/30	200,000,000	2016/08/17
67189	J P Morgan SP BV	HSI R Bear CBBC Nov 2016 W	0.2500	22,800 per 10,000 units	22,600 per 10,000 units	2016/11/29	200,000,000	2016/08/17
67222	J P Morgan SP BV	HSI R Bear CBBC Jan 2017 Q	0.2500	23,648 per 10,000 units	23,548 per 10,000 units	2017/01/26	200,000,000	2016/08/17
67224	J P Morgan SP BV	HSI R Bear CBBC Jan 2017 R	0.3200	25,600 per 10,000 units	25,500 per 10,000 units	2017/01/26	200,000,000	2016/08/17
67043	SG Issuer	HKEX R Bull CBBC Oct 2017 A	0.2500	181.08 per 100 units	183.08 per 100 units	2017/10/30	100,000,000	2016/08/17
67046	SG Issuer	HKEX R Bull CBBC Nov 2017 A	0.2500	184.58 per 100 units	186.08 per 100 units	2017/11/29	100,000,000	2016/08/17
67047	SG Issuer	HKEX R Bear CBBC Mar 2017 A	0.2500	200.88 per 100 units	198.88 per 100 units	2017/03/30	100,000,000	2016/08/17
67051	SG Issuer	HKEX R Bear CBBC Mar 2017 B	0.2500	208.88 per 100 units	206.88 per 100 units	2017/03/30	100,000,000	2016/08/17
67039	SG Issuer	HSI R Bull CBBC Jan 2018 J	0.2500	22,208 per 10,000 units	22,308 per 10,000 units	2018/01/30	200,000,000	2016/08/17
67080	SG Issuer	HSI R Bull CBBC Jan 2018 K	0.2500	22,458 per 10,000 units	22,558 per 10,000 units	2018/01/30	200,000,000	2016/08/17
67041	SG Issuer	HSI R Bear CBBC Nov 2016 Q	0.2500	22,738 per 10,000 units	22,538 per 10,000 units	2016/11/29	200,000,000	2016/08/17
67042	SG Issuer	HSI R Bear CBBC Dec 2016 N	0.2500	22,988 per 10,000 units	22,888 per 10,000 units	2016/12/29	200,000,000	2016/08/17

Newly listed callable bull/bear contracts (continued)

Code	Issuer	Name of issue	Issue prices (HK\$)	Strike price (HKD) / Strike level per 10 units	Call price (HKD) / Call level per 10 units	Expiry date	No. of issue (units)	Listing date
67053	SG Issuer	Tencent R Bull CBBC Sep 2017 A	0.2500	175.58 per 100 units	177.08 per 100 units	2017/09/28	100,000,000	2016/08/17
67055	SG Issuer	Tencent R Bull CBBC Oct 2017 A	0.2500	178.58 per 100 units	180.08 per 100 units	2017/10/30	100,000,000	2016/08/17
67057	SG Issuer	Tencent R Bear CBBC Mar 2017 A	0.2500	204.38 per 100 units	202.88 per 100 units	2017/03/30	100,000,000	2016/08/17
67162	UBS AG	HSI R Bull CBBC Sep 2017 F	0.2500	22,050 per 12,000 units	22,250 per 12,000 units	2017/09/28	200,000,000	2016/08/17
67154	UBS AG	HSI R Bull CBBC Oct 2017 M	0.2500	22,200 per 10,000 units	22,400 per 10,000 units	2017/10/30	200,000,000	2016/08/17
67144	UBS AG	HSI R Bull CBBC Nov 2017 N	0.2500	22,358 per 10,000 units	22,558 per 10,000 units	2017/11/29	200,000,000	2016/08/17
67128	UBS AG	HSI R Bear CBBC Nov 2016 M	0.2500	22,750 per 12,000 units	22,550 per 12,000 units	2016/11/29	200,000,000	2016/08/17
67133	UBS AG	HSI R Bear CBBC Nov 2016 N	0.2500	23,100 per 10,000 units	22,900 per 10,000 units	2016/11/29	200,000,000	2016/08/17
67135	UBS AG	HSI R Bear CBBC Dec 2016 K	0.2500	23,500 per 10,000 units	23,300 per 10,000 units	2016/12/29	200,000,000	2016/08/17
67138	UBS AG	HSI R Bear CBBC Jan 2017 Y	0.2500	23,900 per 10,000 units	23,700 per 10,000 units	2017/01/26	200,000,000	2016/08/17
67140	UBS AG	HSI R Bear CBBC Feb 2017 V	0.2500	24,700 per 10,000 units	24,500 per 10,000 units	2017/02/27	200,000,000	2016/08/17
67279	BNP Paribas Arbit Issu B.V.	HKEX R Bull CBBC Jun 2017 C	0.2500	185 per 100 units	190 per 100 units	2017/06/30	40,000,000	2016/08/18
67278	BNP Paribas Arbit Issu B.V.	HSCEI R Bull CBBC Oct 2017 B	0.2500	8,800 per 10,000 units	9,000 per 10,000 units	2017/10/30	100,000,000	2016/08/18
67277	BNP Paribas Arbit Issu B.V.	HSI R Bear CBBC Feb 2017 N	0.2500	25,000 per 10,000 units	24,800 per 10,000 units	2017/02/27	250,000,000	2016/08/18
67270	BNP Paribas Arbit Issu B.V.	HSI R Bear CBBC Mar 2017 T	0.2500	24,500 per 10,000 units	24,300 per 10,000 units	2017/03/30	250,000,000	2016/08/18
67318	Credit Suisse AG	HSBC R Bull CBBC Sep 2017 A	0.2500	51.38 per 100 units	52.88 per 100 units	2017/09/28	50,000,000	2016/08/18
67324	Credit Suisse AG	HSBC R Bear CBBC Feb 2017 A	0.2500	61.48 per 100 units	59.98 per 100 units	2017/02/27	50,000,000	2016/08/18
67407	Credit Suisse AG	HSCEI R Bull CBBC Nov 2017 A	0.2500	9,088 per 10,000 units	9,238 per 10,000 units	2017/11/29	100,000,000	2016/08/18
67412	Credit Suisse AG	HSCEI R Bear CBBC Dec 2016 A	0.2500	10,138 per 10,000 units	9,988 per 10,000 units	2016/12/29	100,000,000	2016/08/18
67317	Credit Suisse AG	HSI R Bull CBBC Nov 2017 K	0.2500	22,100 per 10,000 units	22,300 per 10,000 units	2017/11/29	200,000,000	2016/08/18
67306	Credit Suisse AG	HSI R Bull CBBC Nov 2017 R	0.2500	22,200 per 12,000 units	22,400 per 12,000 units	2017/11/29	200,000,000	2016/08/18
67335	Credit Suisse AG	HSI R Bull CBBC Dec 2017 N	0.2500	22,380 per 10,000 units	22,580 per 10,000 units	2017/12/28	200,000,000	2016/08/18
67295	Credit Suisse AG	HSI R Bear CBBC Nov 2016 S	0.2500	23,938 per 12,000 units	23,738 per 12,000 units	2016/11/29	200,000,000	2016/08/18
67283	Credit Suisse AG	HSI R Bear CBBC Dec 2016 D	0.2500	22,800 per 12,000 units	22,600 per 12,000 units	2016/12/29	200,000,000	2016/08/18
67303	Credit Suisse AG	HSI R Bear CBBC Dec 2016 H	0.2500	24,050 per 12,000 units	23,850 per 12,000 units	2016/12/29	200,000,000	2016/08/18
67305	Credit Suisse AG	HSI R Bear CBBC Dec 2016 K	0.2500	24,150 per 10,000 units	23,950 per 10,000 units	2016/12/29	200,000,000	2016/08/18
67340	Goldman Sachs SP (Asia)	HSI R Bull CBBC Dec 2017 Q	0.2500	22,150 per 10,000 units	22,350 per 10,000 units	2017/12/28	200,000,000	2016/08/18
67341	Goldman Sachs SP (Asia)	HSI R Bear CBBC Nov 2016 Y	0.2500	23,050 per 10,000 units	22,850 per 10,000 units	2016/11/29	200,000,000	2016/08/18
67252	HK Bank	CNOOC R Bull CBBC Oct 2017 A	0.2500	8.6800	8.8800	2017/10/30	50,000,000	2016/08/18
67244	HK Bank	Galaxy Ent R Bull CBBC Aug 2017 B	0.2500	25.20 per 100 units	26 per 100 units	2017/08/31	40,000,000	2016/08/18
67325	HK Bank	HKEX R Bull CBBC Sep 2017 E	0.2500	190.88 per 100 units	192.88 per 100 units	2017/09/29	50,000,000	2016/08/18
67328	HK Bank	HKEX R Bull CBBC Oct 2017 C	0.2500	193.88 per 100 units	195.88 per 100 units	2017/10/31	50,000,000	2016/08/18
67332	HK Bank	HKEX R Bear CBBC Jul 2017 A	0.2500	215.88 per 100 units	213.88 per 100 units	2017/07/31	50,000,000	2016/08/18
67233	HK Bank	Sands China R Bull CBBC Aug 2017 B	0.2500	29.58 per 100 units	30.38 per 100 units	2017/08/17	40,000,000	2016/08/18
67346	J P Morgan SP BV	CSOP A50 ETF R Bull CBBC Sep 2017 A	0.2500	11.0800	11.1800	2017/09/15	100,000,000	2016/08/18
67349	J P Morgan SP BV	A50 China R Bull CBBC Oct 2017 A	0.2500	10.0800	10.1800	2017/10/20	100,000,000	2016/08/18
67368	J P Morgan SP BV	HKEX R Bull CBBC Sep 2017 G	0.2500	192.88 per 100 units	194.88 per 100 units	2017/09/15	40,000,000	2016/08/18
67352	J P Morgan SP BV	HSBC R Bull CBBC Nov 2017 C	0.2500	50.38 per 100 units	51.88 per 100 units	2017/11/17	100,000,000	2016/08/18
67389	J P Morgan SP BV	HSI R Bull CBBC Oct 2017 N	0.2500	22,480 per 10,000 units	22,580 per 10,000 units	2017/10/30	200,000,000	2016/08/18
67384	J P Morgan SP BV	HSI R Bull CBBC Nov 2017 L	0.2500	22,268 per 10,000 units	22,368 per 10,000 units	2017/11/29	200,000,000	2016/08/18
67344	J P Morgan SP BV	HSI R Bear CBBC Dec 2016 X	0.2500	22,648 per 10,000 units	22,548 per 10,000 units	2016/12/29	200,000,000	2016/08/18
67379	J P Morgan SP BV	HSI R Bear CBBC Dec 2016 Y	0.2500	23,948 per 10,000 units	23,848 per 10,000 units	2016/12/29	200,000,000	2016/08/18
67370	J P Morgan SP BV	HSI R Bear CBBC Jan 2017 S	0.4000	26,200 per 10,000 units	26,000 per 10,000 units	2017/01/26	200,000,000	2016/08/18

Newly listed callable bull/bear contracts (continued)

Code	Issuer	Name of issue	Issue prices (HK\$)	Strike price (HKD) / Strike level per 10 units	Call price (HKD) / Call level per 10 units	Expiry date	No. of issue (units)	Listing date
67373	J P Morgan SP BV	HSI R Bear CBBC Jan 2017 T	0.2500	23,800 per 10,000 units	23,600 per 10,000 units	2017/01/26	200,000,000	2016/08/18
67383	J P Morgan SP BV	HSI R Bear CBBC Jan 2017 U	0.2500	24,300 per 10,000 units	24,100 per 10,000 units	2017/01/26	200,000,000	2016/08/18
67268	Macquarie Bank Ltd.	HSI R Bull CBBC Apr 2017 B	0.2500	21,900 per 20,000 units	22,100 per 20,000 units	2017/04/27	40,000,000	2016/08/18
67253	SG Issuer	CSA50 R Bull CBBC Jun 2017 A	0.2500	10.5800	10.6800	2017/06/29	100,000,000	2016/08/18
67264	SG Issuer	A50 R Bull CBBC Jun 2017 A	0.2500	9.5800	9.6800	2017/06/29	100,000,000	2016/08/18
67254	SG Issuer	HSI R Bull CBBC Dec 2017 J	0.2500	22,258 per 10,000 units	22,458 per 10,000 units	2017/12/28	200,000,000	2016/08/18
67256	SG Issuer	HSI R Bear CBBC Dec 2016 O	0.2500	22,688 per 10,000 units	22,588 per 10,000 units	2016/12/29	200,000,000	2016/08/18
67405	UBS AG	HSI R Bull CBBC Sep 2017 L	0.2500	22,380 per 12,000 units	22,580 per 12,000 units	2017/09/28	200,000,000	2016/08/18
67406	UBS AG	HSI R Bull CBBC Oct 2017 N	0.2500	22,000 per 10,000 units	22,200 per 10,000 units	2017/10/30	200,000,000	2016/08/18
67394	UBS AG	HSI R Bear CBBC Jan 2017 Z	0.2500	24,150 per 10,000 units	23,950 per 10,000 units	2017/01/26	200,000,000	2016/08/18
67393	UBS AG	HSI R Bear CBBC Feb 2017 W	0.2500	22,800 per 10,000 units	22,600 per 10,000 units	2017/02/27	200,000,000	2016/08/18
67399	UBS AG	HSI R Bear CBBC Feb 2017 X	0.2500	24,600 per 12,000 units	24,400 per 12,000 units	2017/02/27	200,000,000	2016/08/18
67400	UBS AG	HSI R Bear CBBC Feb 2017 Y	0.2500	24,900 per 10,000 units	24,700 per 10,000 units	2017/02/27	200,000,000	2016/08/18
67547	BNP Paribas Arbit Issu B.V.	HSCEI R Bear CBBC Feb 2017 G	0.2500	10,800 per 10,000 units	10,600 per 10,000 units	2017/02/27	100,000,000	2016/08/19
67539	BNP Paribas Arbit Issu B.V.	HSI R Bull CBBC Sep 2017 U	0.2500	22,500 per 10,000 units	22,700 per 10,000 units	2017/09/28	250,000,000	2016/08/19
67535	BNP Paribas Arbit Issu B.V.	HSI R Bull CBBC Oct 2017 V	0.2500	22,400 per 10,000 units	22,600 per 10,000 units	2017/10/30	250,000,000	2016/08/19
67416	BNP Paribas Arbit Issu B.V.	HSI R Bear CBBC Feb 2017 U	0.2500	23,000 per 10,000 units	22,800 per 10,000 units	2017/02/27	250,000,000	2016/08/19
67413	BNP Paribas Arbit Issu B.V.	HSI R Bear CBBC Mar 2017 V	0.2500	22,900 per 10,000 units	22,700 per 10,000 units	2017/03/30	250,000,000	2016/08/19
67550	BNP Paribas Arbit Issu B.V.	Ping An R Bull CBBC Jun 2017 A	0.2500	34 per 100 units	35 per 100 units	2017/06/30	50,000,000	2016/08/19
67581	Credit Suisse AG	HSI R Bull CBBC Dec 2017 O	0.2500	22,566 per 10,000 units	22,766 per 10,000 units	2017/12/28	200,000,000	2016/08/19
67596	Credit Suisse AG	HSI R Bull CBBC Dec 2017 P	0.2500	22,438 per 12,000 units	22,638 per 12,000 units	2017/12/28	200,000,000	2016/08/19
67571	Credit Suisse AG	HSI R Bear CBBC Dec 2016 O	0.2500	22,850 per 10,000 units	22,650 per 10,000 units	2016/12/29	200,000,000	2016/08/19
67577	Credit Suisse AG	HSI R Bear CBBC Dec 2016 P	0.2500	22,956 per 12,000 units	22,756 per 12,000 units	2016/12/29	200,000,000	2016/08/19
67557	Bank of East Asia	HKEX R Bull CBBC Nov 2017 A	0.2500	187.80 per 100 units	189.80 per 100 units	2017/11/08	40,000,000	2016/08/19
67568	Bank of East Asia	Tencent R Bull CBBC Nov 2017 A	0.2500	178.30 per 100 units	180.80 per 100 units	2017/11/07	40,000,000	2016/08/19
67603	Goldman Sachs SP (Asia)	HSI R Bull CBBC Dec 2017 R	0.2500	22,666 per 10,000 units	22,766 per 10,000 units	2017/12/28	200,000,000	2016/08/19
67609	Goldman Sachs SP (Asia)	HSI R Bull CBBC Dec 2017 S	0.2500	22,400 per 10,000 units	22,600 per 10,000 units	2017/12/28	200,000,000	2016/08/19
67498	Goldman Sachs SP (Asia)	HSI R Bear CBBC Nov 2016 Z	0.2500	22,900 per 10,000 units	22,700 per 10,000 units	2016/11/29	200,000,000	2016/08/19
67488	HK Bank	HKEX R Bear CBBC Jul 2017 B	0.3500	223.68 per 100 units	221.68 per 100 units	2017/07/31	40,000,000	2016/08/19
67469	HK Bank	HSCEI R Bull CBBC Aug 2017 D	0.2500	9,138 per 10,000 units	9,238 per 10,000 units	2017/08/30	60,000,000	2016/08/19
67471	HK Bank	HSI R Bull CBBC Aug 2017 G	0.2500	22,298 per 15,000 units	22,498 per 15,000 units	2017/08/30	150,000,000	2016/08/19
67465	HK Bank	Tencent R Bull CBBC Sep 2017 B	0.2500	185.38 per 100 units	186.88 per 100 units	2017/09/18	50,000,000	2016/08/19
67681	J P Morgan SP BV	Galaxy Ent R Bull CBBC Nov 2017 A	0.2500	26.08 per 100 units	26.88 per 100 units	2017/11/17	100,000,000	2016/08/19
67682	J P Morgan SP BV	HSBC R Bull CBBC Dec 2017 B	0.2500	51.38 per 100 units	52.88 per 100 units	2017/12/15	100,000,000	2016/08/19
67670	J P Morgan SP BV	HSI R Bull CBBC Oct 2017 H	0.2500	22,368 per 10,000 units	22,468 per 10,000 units	2017/10/30	200,000,000	2016/08/19
67652	J P Morgan SP BV	HSI R Bull CBBC Jan 2018 Q	0.2500	22,666 per 10,000 units	22,766 per 10,000 units	2018/01/30	200,000,000	2016/08/19
67650	J P Morgan SP BV	HSI R Bear CBBC Nov 2016 X	0.4000	22,900 per 10,000 units	22,700 per 10,000 units	2016/11/29	200,000,000	2016/08/19
67671	J P Morgan SP BV	HSI R Bear CBBC Nov 2016 Y	0.2500	23,900 per 10,000 units	23,700 per 10,000 units	2016/11/29	200,000,000	2016/08/19
67672	J P Morgan SP BV	HSI R Bear CBBC Nov 2016 Z	0.2500	24,048 per 10,000 units	23,948 per 10,000 units	2016/11/29	200,000,000	2016/08/19
67673	J P Morgan SP BV	HSI R Bear CBBC Jan 2017 V	0.2500	24,400 per 10,000 units	24,200 per 10,000 units	2017/01/26	200,000,000	2016/08/19
67674	J P Morgan SP BV	HSI R Bear CBBC Jan 2017 W	0.2500	24,800 per 10,000 units	24,600 per 10,000 units	2017/01/26	200,000,000	2016/08/19
67675	J P Morgan SP BV	HSI R Bear CBBC Apr 2017 A	0.3500	25,848 per 10,000 units	25,748 per 10,000 units	2017/04/27	200,000,000	2016/08/19
67680	J P Morgan SP BV	Sands China R Bull CBBC Sep 2017 A	0.2500	30.08 per 100 units	30.88 per 100 units	2017/09/15	100,000,000	2016/08/19

Newly listed callable bull/bear contracts (continued)

Code	Issuer	Name of issue	Issue prices (HK\$)	Strike price (HKD) / Strike level per 10 units	Call price (HKD) / Call level per 10 units	Expiry date	No. of issue (units)	Listing date
67518	Macquarie Bank Ltd.	HSI R Bear CBBC Mar 2017 I	0.2600	25,500 per 20,000 units	25,300 per 20,000 units	2017/03/30	40,000,000	2016/08/19
67523	Macquarie Bank Ltd.	HSI R Bear CBBC Mar 2017 J	0.2500	24,450 per 20,000 units	24,250 per 20,000 units	2017/03/30	40,000,000	2016/08/19
67601	SG Issuer	HSI R Bull CBBC Dec 2017 K	0.2500	22,558 per 10,000 units	22,758 per 10,000 units	2017/12/28	200,000,000	2016/08/19
67599	SG Issuer	HSI R Bull CBBC Jan 2018 L	0.2500	22,108 per 10,000 units	22,208 per 10,000 units	2018/01/30	200,000,000	2016/08/19
67600	SG Issuer	HSI R Bull CBBC Jan 2018 M	0.2500	22,508 per 10,000 units	22,608 per 10,000 units	2018/01/30	200,000,000	2016/08/19
67503	SG Issuer	HSI R Bear CBBC Nov 2016 S	0.2500	22,838 per 10,000 units	22,638 per 10,000 units	2016/11/29	200,000,000	2016/08/19
67505	SG Issuer	HSI R Bear CBBC Dec 2016 P	0.2500	22,888 per 10,000 units	22,788 per 10,000 units	2016/12/29	200,000,000	2016/08/19
67514	SG Issuer	HSI R Bear CBBC Jan 2017 C	0.2500	24,338 per 10,000 units	24,138 per 10,000 units	2017/01/26	200,000,000	2016/08/19
67516	SG Issuer	HSI R Bear CBBC Jan 2017 D	0.2500	24,538 per 10,000 units	24,338 per 10,000 units	2017/01/26	200,000,000	2016/08/19
67646	UBS AG	HSI R Bull CBBC Oct 2017 O	0.2500	22,400 per 10,000 units	22,600 per 10,000 units	2017/10/30	200,000,000	2016/08/19
67642	UBS AG	HSI R Bull CBBC Nov 2017 O	0.2500	22,566 per 10,000 units	22,766 per 10,000 units	2017/11/29	200,000,000	2016/08/19
67610	UBS AG	HSI R Bear CBBC Jan 2017 A	0.2500	22,850 per 10,000 units	22,650 per 10,000 units	2017/01/26	200,000,000	2016/08/19
67614	UBS AG	HSI R Bear CBBC Jan 2017 B	0.2500	23,000 per 10,000 units	22,800 per 10,000 units	2017/01/26	200,000,000	2016/08/19
67616	UBS AG	HSI R Bear CBBC Jan 2017 C	0.2500	24,800 per 10,000 units	24,600 per 10,000 units	2017/01/26	200,000,000	2016/08/19
67631	UBS AG	HSI R Bear CBBC Jan 2017 D	0.2500	25,100 per 10,000 units	24,900 per 10,000 units	2017/01/26	200,000,000	2016/08/19
67635	UBS AG	HSI R Bear CBBC Mar 2017 A	0.3450	26,200 per 10,000 units	26,000 per 10,000 units	2017/03/30	200,000,000	2016/08/19
67777	BNP Paribas Arbit Issu B.V.	CSOP A50 ETF R Bull CBBC Jun17B	0.2500	10.7000	11.0000	2017/06/30	80,000,000	2016/08/22
67778	BNP Paribas Arbit Issu B.V.	A50 Ch R Bull CBBC Jun 2017 B	0.2500	9.7000	10.0000	2017/06/30	80,000,000	2016/08/22
67785	BNP Paribas Arbit Issu B.V.	HSCEI R Bull CBBC Sep 2017 C	0.2500	9,000 per 10,000 units	9,200 per 10,000 units	2017/09/28	100,000,000	2016/08/22
67792	BNP Paribas Arbit Issu B.V.	HSCEI R Bear CBBC Feb 2017 H	0.2500	11,200 per 10,000 units	11,000 per 10,000 units	2017/02/27	100,000,000	2016/08/22
67787	BNP Paribas Arbit Issu B.V.	HSCEI R Bear CBBC Mar 2017 F	0.2500	11,000 per 10,000 units	10,800 per 10,000 units	2017/03/30	100,000,000	2016/08/22
67795	BNP Paribas Arbit Issu B.V.	HSCEI R Bear CBBC Mar 2017 G	0.2500	11,400 per 10,000 units	11,200 per 10,000 units	2017/03/30	100,000,000	2016/08/22
67780	BNP Paribas Arbit Issu B.V.	HSI R Bull CBBC Sep 2017 V	0.2500	22,700 per 10,000 units	22,900 per 10,000 units	2017/09/28	250,000,000	2016/08/22
67779	BNP Paribas Arbit Issu B.V.	HSI R Bull CBBC Oct 2017 W	0.2500	22,600 per 10,000 units	22,800 per 10,000 units	2017/10/30	250,000,000	2016/08/22
67784	BNP Paribas Arbit Issu B.V.	HSI R Bear CBBC Feb 2017 C	0.2500	24,800 per 10,000 units	24,600 per 10,000 units	2017/02/27	250,000,000	2016/08/22
67782	BNP Paribas Arbit Issu B.V.	HSI R Bear CBBC Feb 2017 I	0.2500	24,600 per 10,000 units	24,400 per 10,000 units	2017/02/27	250,000,000	2016/08/22
67718	BNP Paribas Arbit Issu B.V.	HSI R Bear CBBC Mar 2017 U	0.2500	23,100 per 10,000 units	22,900 per 10,000 units	2017/03/30	250,000,000	2016/08/22
67830	Credit Suisse AG	HSCEI R Bear CBBC Jan 2017 A	0.2500	10,450 per 10,000 units	10,300 per 10,000 units	2017/01/26	100,000,000	2016/08/22
67853	Credit Suisse AG	HSI R Bull CBBC Sep 2017 C	0.2500	22,500 per 10,000 units	22,700 per 10,000 units	2017/09/28	200,000,000	2016/08/22
67854	Credit Suisse AG	HSI R Bull CBBC Sep 2017 D	0.2500	22,732 per 12,000 units	22,932 per 12,000 units	2017/09/28	200,000,000	2016/08/22
67851	Credit Suisse AG	HSI R Bear CBBC Nov 2016 T	0.2500	23,000 per 10,000 units	22,800 per 10,000 units	2016/11/29	200,000,000	2016/08/22
67852	Credit Suisse AG	HSI R Bear CBBC Nov 2016 U	0.2500	23,150 per 10,000 units	22,950 per 10,000 units	2016/11/29	200,000,000	2016/08/22
67841	Credit Suisse AG	HSI R Bear CBBC Dec 2016 E	0.2600	25,200 per 10,000 units	25,000 per 10,000 units	2016/12/29	200,000,000	2016/08/22
67838	Credit Suisse AG	HSI R Bear CBBC Jan 2017 I	0.2900	25,500 per 10,000 units	25,300 per 10,000 units	2017/01/26	200,000,000	2016/08/22
67845	Credit Suisse AG	HSI R Bear CBBC Jan 2017 J	0.2500	24,800 per 10,000 units	24,600 per 10,000 units	2017/01/26	200,000,000	2016/08/22
67849	Credit Suisse AG	HSI R Bear CBBC Jan 2017 K	0.2500	24,600 per 10,000 units	24,400 per 10,000 units	2017/01/26	200,000,000	2016/08/22
67831	Credit Suisse AG	HSI R Bear CBBC May 2017 A	0.2800	25,800 per 12,000 units	25,600 per 12,000 units	2017/05/29	200,000,000	2016/08/22
67860	Goldman Sachs SP (Asia)	HSI R Bull CBBC Nov 2017 B	0.2500	22,732 per 10,000 units	22,932 per 10,000 units	2017/11/29	200,000,000	2016/08/22
67863	Goldman Sachs SP (Asia)	HSI R Bull CBBC Nov 2017 C	0.2500	22,500 per 10,000 units	22,700 per 10,000 units	2017/11/29	200,000,000	2016/08/22
67719	Goldman Sachs SP (Asia)	HSI R Bear CBBC Nov 2016 B	0.2500	23,100 per 10,000 units	22,900 per 10,000 units	2016/11/29	200,000,000	2016/08/22
67696	HK Bank	CC Bank R Bear CBBC Apr 2017 C	0.2500	6.2600	6.1800	2017/04/28	40,000,000	2016/08/22
67700	HK Bank	CSOP A50 ETF R Bull CBBC Jun 2017 A	0.2500	11.1600	11.2600	2017/06/30	50,000,000	2016/08/22
67705	HK Bank	A50 R Bull CBBC Jul 2017 A	0.2500	10.1600	10.2600	2017/07/28	50,000,000	2016/08/22

Newly listed callable bull/bear contracts (continued)

Code	Issuer	Name of issue	Issue prices (HK\$)	Strike price (HKD) / Strike level per 10 units	Call price (HKD) / Call level per 10 units	Expiry date	No. of issue (units)	Listing date
67758	HK Bank	HKEX R Bull CBBC Oct 2017 D	0.2500	196.88 per 100 units	198.88 per 100 units	2017/10/16	50,000,000	2016/08/22
67694	HK Bank	HSCEI R Bull CBBC Jul 2017 E	0.2500	9,338 per 10,000 units	9,438 per 10,000 units	2017/07/28	60,000,000	2016/08/22
67761	HK Bank	HSCEI R Bull CBBC Sep 2017 B	0.2500	9,538 per 10,000 units	9,638 per 10,000 units	2017/09/28	60,000,000	2016/08/22
67711	HK Bank	HSI R Bull CBBC Jul 2017 J	0.2500	22,498 per 15,000 units	22,698 per 15,000 units	2017/07/28	150,000,000	2016/08/22
67759	HK Bank	HSI R Bull CBBC Sep 2017 D	0.2500	22,698 per 15,000 units	22,898 per 15,000 units	2017/09/28	150,000,000	2016/08/22
67756	HK Bank	Tencent R Bull CBBC Aug 2017 E	0.2500	188.38 per 100 units	189.88 per 100 units	2017/08/31	50,000,000	2016/08/22
67689	Haitong Int'l Sec	HSI R Bull CBBC Oct 2017 S	0.2530	22,108 per 10,000 units	22,208 per 10,000 units	2017/10/30	200,000,000	2016/08/22
67690	Haitong Int'l Sec	HSI R Bull CBBC Oct 2017 T	0.2520	22,200 per 10,000 units	22,400 per 10,000 units	2017/10/30	200,000,000	2016/08/22
67691	Haitong Int'l Sec	HSI R Bear CBBC Jan 2017 A	0.2510	22,988 per 10,000 units	22,888 per 10,000 units	2017/01/26	200,000,000	2016/08/22
67692	Haitong Int'l Sec	HSI R Bear CBBC Jan 2017 B	0.2510	22,888 per 10,000 units	22,788 per 10,000 units	2017/01/26	200,000,000	2016/08/22
67894	J P Morgan SP BV	China Life R Bull CBBC Oct 2017 A	0.2500	17.3800	17.8800	2017/10/20	60,000,000	2016/08/22
67905	J P Morgan SP BV	CSOP A50 ETF R Bull CBBC Oct 2017 A	0.2500	11.3800	11.4800	2017/10/20	100,000,000	2016/08/22
67895	J P Morgan SP BV	A50 China R Bull CBBC Nov 2017 A	0.2500	10.3800	10.4800	2017/11/17	100,000,000	2016/08/22
67904	J P Morgan SP BV	HKEX R Bull CBBC Oct 2017 D	0.2500	195.88 per 100 units	197.88 per 100 units	2017/10/20	40,000,000	2016/08/22
67909	J P Morgan SP BV	HSCEI R Bull CBBC Dec 2017 B	0.2500	9,400 per 10,000 units	9,500 per 10,000 units	2017/12/28	100,000,000	2016/08/22
67879	J P Morgan SP BV	HSI R Bull CBBC Nov 2017 R	0.2500	22,832 per 10,000 units	22,932 per 10,000 units	2017/11/29	200,000,000	2016/08/22
67872	J P Morgan SP BV	HSI R Bull CBBC Jan 2018 R	0.2500	22,600 per 10,000 units	22,700 per 10,000 units	2018/01/30	200,000,000	2016/08/22
67752	J P Morgan SP BV	HSI R Bear CBBC Nov 2016 C	0.2500	23,000 per 10,000 units	22,800 per 10,000 units	2016/11/29	200,000,000	2016/08/22
67888	J P Morgan SP BV	HSI R Bear CBBC Dec 2016 E	0.2500	24,148 per 10,000 units	24,048 per 10,000 units	2016/12/29	200,000,000	2016/08/22
67876	J P Morgan SP BV	HSI R Bear CBBC Dec 2016 Z	0.2500	23,848 per 10,000 units	23,748 per 10,000 units	2016/12/29	200,000,000	2016/08/22
67870	J P Morgan SP BV	HSI R Bear CBBC Jan 2017 X	0.2500	24,900 per 10,000 units	24,700 per 10,000 units	2017/01/26	200,000,000	2016/08/22
67873	J P Morgan SP BV	HSI R Bear CBBC Jan 2017 Y	0.2500	24,600 per 10,000 units	24,400 per 10,000 units	2017/01/26	200,000,000	2016/08/22
67907	J P Morgan SP BV	Ping An R Bull CBBC Oct 2017 B	0.2500	38.28 per 100 units	38.88 per 100 units	2017/10/20	100,000,000	2016/08/22
67896	J P Morgan SP BV	Tencent R Bull CBBC Jun 2017 E	0.2500	186.38 per 100 units	188.88 per 100 units	2017/06/16	40,000,000	2016/08/22
67769	Macquarie Bank Ltd.	HSI R Bull CBBC Apr 2017 C	0.2500	22,100 per 20,000 units	22,300 per 20,000 units	2017/04/27	40,000,000	2016/08/22
67724	SG Issuer	CSA50 R Bull CBBC Aug 2017 A	0.2500	10.9800	11.0800	2017/08/30	100,000,000	2016/08/22
67728	SG Issuer	CSA50 R Bear CBBC Mar 2017 A	0.2500	13.3800	13.2800	2017/03/30	100,000,000	2016/08/22
67742	SG Issuer	A50 R Bull CBBC Aug 2017 A	0.2500	9.9800	10.0800	2017/08/30	100,000,000	2016/08/22
67743	SG Issuer	A50 R Bear CBBC Mar 2017 A	0.2500	12.2800	12.1800	2017/03/30	100,000,000	2016/08/22
67734	SG Issuer	HKEX R Bull CBBC Oct 2017 B	0.2500	187.08 per 100 units	189.08 per 100 units	2017/10/30	100,000,000	2016/08/22
67741	SG Issuer	HKEX R Bull CBBC Nov 2017 B	0.2500	190.08 per 100 units	192.08 per 100 units	2017/11/29	100,000,000	2016/08/22
67771	SG Issuer	HSI R Bull CBBC Jan 2018 N	0.2500	22,408 per 10,000 units	22,508 per 10,000 units	2018/01/30	200,000,000	2016/08/22
67772	SG Issuer	HSI R Bull CBBC Jan 2018 O	0.2500	22,608 per 10,000 units	22,708 per 10,000 units	2018/01/30	200,000,000	2016/08/22
67776	SG Issuer	HSI R Bull CBBC Jan 2018 P	0.2500	22,808 per 10,000 units	22,908 per 10,000 units	2018/01/30	200,000,000	2016/08/22
67730	SG Issuer	HSI R Bear CBBC Nov 2016 D	0.2500	23,038 per 10,000 units	22,838 per 10,000 units	2016/11/29	200,000,000	2016/08/22
67733	SG Issuer	HSI R Bear CBBC Dec 2016 Q	0.2500	23,188 per 10,000 units	23,088 per 10,000 units	2016/12/29	200,000,000	2016/08/22
67748	SG Issuer	Tencent R Bull CBBC Sep 2017 B	0.2500	181.58 per 100 units	183.08 per 100 units	2017/09/28	100,000,000	2016/08/22
67749	SG Issuer	Tencent R Bear CBBC May 2017 A	0.2500	208.38 per 100 units	206.88 per 100 units	2017/05/29	100,000,000	2016/08/22
67808	UBS AG	HSI R Bull CBBC Oct 2017 P	0.2500	22,600 per 10,000 units	22,800 per 10,000 units	2017/10/30	200,000,000	2016/08/22
67809	UBS AG	HSI R Bull CBBC Oct 2017 Q	0.2500	22,450 per 10,000 units	22,650 per 10,000 units	2017/10/30	200,000,000	2016/08/22
67807	UBS AG	HSI R Bull CBBC Nov 2017 P	0.2500	22,732 per 10,000 units	22,932 per 10,000 units	2017/11/29	200,000,000	2016/08/22
67804	UBS AG	HSI R Bear CBBC Nov 2016 O	0.2500	22,967 per 12,000 units	22,767 per 12,000 units	2016/11/29	200,000,000	2016/08/22
67810	UBS AG	HSI R Bear CBBC Nov 2016 P	0.2500	24,250 per 12,000 units	24,050 per 12,000 units	2016/11/29	200,000,000	2016/08/22

Newly listed callable bull/bear contracts (continued)

Code	Issuer	Name of issue	Issue prices (HK\$)	Strike price (HKD) / Strike level per 10 units	Call price (HKD) / Call level per 10 units	Expiry date	No. of issue (units)	Listing date
67805	UBS AG	HSI R Bear CBBC Dec 2016 L	0.2500	23,050 per 10,000 units	22,850 per 10,000 units	2016/12/29	200,000,000	2016/08/22
67812	UBS AG	HSI R Bear CBBC Dec 2016 M	0.2500	24,450 per 12,000 units	24,250 per 12,000 units	2016/12/29	200,000,000	2016/08/22
67813	UBS AG	HSI R Bear CBBC Dec 2016 N	0.2500	24,950 per 12,000 units	24,750 per 12,000 units	2016/12/29	200,000,000	2016/08/22
67816	UBS AG	HSI R Bear CBBC Feb 2017 Z	0.2500	25,300 per 10,000 units	25,100 per 10,000 units	2017/02/27	200,000,000	2016/08/22
67942	BNP Paribas Arbit Issu B.V.	HSI R Bear CBBC Feb 2017 T	0.2500	23,200 per 10,000 units	23,000 per 10,000 units	2017/02/27	250,000,000	2016/08/23
67943	BNP Paribas Arbit Issu B.V.	HSI R Bear CBBC Feb 2017 Z	0.2500	25,400 per 10,000 units	25,200 per 10,000 units	2017/02/27	250,000,000	2016/08/23
67953	BNP Paribas Arbit Issu B.V.	HSI R Bear CBBC Mar 2017 W	0.2800	25,700 per 10,000 units	25,500 per 10,000 units	2017/03/30	250,000,000	2016/08/23
68042	Credit Suisse AG	HSI R Bull CBBC Oct 2017 E	0.2500	22,700 per 10,000 units	22,900 per 10,000 units	2017/10/30	200,000,000	2016/08/23
68053	Credit Suisse AG	HSI R Bear CBBC Dec 2016 N	0.2500	23,200 per 10,000 units	23,000 per 10,000 units	2016/12/29	200,000,000	2016/08/23
68039	Credit Suisse AG	Ping An R Bull CBBC Oct 2017 A	0.2500	36.38 per 100 units	36.98 per 100 units	2017/10/31	50,000,000	2016/08/23
68040	Credit Suisse AG	Tencent R Bull CBBC Jul 2017 A	0.2500	185.50 per 100 units	188 per 100 units	2017/07/28	40,000,000	2016/08/23
68041	Credit Suisse AG	Tencent R Bear CBBC Apr 2017 A	0.2500	212.30 per 100 units	209.80 per 100 units	2017/04/28	40,000,000	2016/08/23
68050	Goldman Sachs SP (Asia)	HSI R Bull CBBC Dec 2017 T	0.2500	22,600 per 10,000 units	22,800 per 10,000 units	2017/12/28	200,000,000	2016/08/23
68049	Goldman Sachs SP (Asia)	HSI R Bear CBBC Nov 2016 C	0.2500	23,200 per 10,000 units	23,000 per 10,000 units	2016/11/29	200,000,000	2016/08/23
68012	HK Bank	ABC R Bull CBBC Jul 2017 A	0.2500	2.8000	2.8800	2017/07/31	50,000,000	2016/08/23
68037	HK Bank	BOCL R Bull CBBC Aug 2017 A	0.2500	3.2000	3.2800	2017/08/28	50,000,000	2016/08/23
68020	HK Bank	China Life R Bull CBBC Aug 2017 A	0.2500	17.9600	18.3600	2017/08/28	50,000,000	2016/08/23
68013	HK Bank	HSCEI R Bear CBBC May 2017 A	0.2500	10,788 per 10,000 units	10,688 per 10,000 units	2017/05/29	50,000,000	2016/08/23
68009	HK Bank	HSI R Bear CBBC Feb 2017 M	0.2500	23,688 per 15,000 units	23,488 per 15,000 units	2017/02/27	150,000,000	2016/08/23
68003	HK Bank	HSI R Bear CBBC Mar 2017 L	0.2500	24,388 per 15,000 units	24,188 per 15,000 units	2017/03/30	150,000,000	2016/08/23
68004	HK Bank	HSI R Bear CBBC Apr 2017 F	0.2500	24,188 per 15,000 units	23,988 per 15,000 units	2017/04/27	150,000,000	2016/08/23
68007	HK Bank	HSI R Bear CBBC Oct 2017 C	0.2500	23,888 per 15,000 units	23,688 per 15,000 units	2017/10/30	150,000,000	2016/08/23
68036	HK Bank	Tencent R Bull CBBC Aug 2017 F	0.2500	191.38 per 100 units	192.88 per 100 units	2017/08/28	50,000,000	2016/08/23
68030	HK Bank	Tencent R Bull CBBC Oct 2017 A	0.2500	194.38 per 100 units	195.88 per 100 units	2017/10/30	40,000,000	2016/08/23
67922	Haitong Int'l Sec	HSCEI R Bull CBBC Sep 2017 A	0.2520	9,000 per 10,000 units	9,200 per 10,000 units	2017/09/28	100,000,000	2016/08/23
67924	Haitong Int'l Sec	HSCEI R Bear CBBC Jan 2017 A	0.2510	10,450 per 10,000 units	10,300 per 10,000 units	2017/01/26	100,000,000	2016/08/23
67926	Haitong Int'l Sec	HSCEI R Bear CBBC Jan 2017 B	0.2520	10,700 per 10,000 units	10,500 per 10,000 units	2017/01/26	100,000,000	2016/08/23
67927	Haitong Int'l Sec	HSCEI R Bear CBBC Mar 2017 A	0.2520	11,400 per 10,000 units	11,200 per 10,000 units	2017/03/30	100,000,000	2016/08/23
67912	Haitong Int'l Sec	HSI R Bull CBBC Nov 2017 C	0.2530	21,808 per 10,000 units	22,008 per 10,000 units	2017/11/29	200,000,000	2016/08/23
67915	Haitong Int'l Sec	HSI R Bull CBBC Nov 2017 D	0.2540	22,188 per 10,000 units	22,288 per 10,000 units	2017/11/29	200,000,000	2016/08/23
67916	Haitong Int'l Sec	HSI R Bear CBBC Jan 2017 C	0.2510	23,648 per 10,000 units	23,448 per 10,000 units	2017/01/26	200,000,000	2016/08/23
67919	Haitong Int'l Sec	HSI R Bear CBBC Jan 2017 D	0.2500	23,988 per 10,000 units	23,888 per 10,000 units	2017/01/26	200,000,000	2016/08/23
67921	Haitong Int'l Sec	HSI R Bear CBBC Jan 2017 E	0.2510	24,148 per 10,000 units	24,048 per 10,000 units	2017/01/26	200,000,000	2016/08/23
68087	J P Morgan SP BV	HSI R Bull CBBC Jan 2018 S	0.2500	22,700 per 10,000 units	22,900 per 10,000 units	2018/01/30	200,000,000	2016/08/23
68098	J P Morgan SP BV	HSI R Bull CBBC Jan 2018 T	0.2500	22,468 per 10,000 units	22,668 per 10,000 units	2018/01/30	200,000,000	2016/08/23
68099	J P Morgan SP BV	HSI R Bear CBBC Nov 2016 D	0.2500	23,200 per 10,000 units	23,000 per 10,000 units	2016/11/29	200,000,000	2016/08/23
68101	J P Morgan SP BV	HSI R Bear CBBC Jan 2017 B	0.2500	24,948 per 10,000 units	24,848 per 10,000 units	2017/01/26	200,000,000	2016/08/23
68100	J P Morgan SP BV	HSI R Bear CBBC Jan 2017 Z	0.2500	24,500 per 10,000 units	24,300 per 10,000 units	2017/01/26	200,000,000	2016/08/23
68097	J P Morgan SP BV	Ping An R Bull CBBC Nov 2017 A	0.2500	37.28 per 100 units	37.88 per 100 units	2017/11/17	100,000,000	2016/08/23
68088	J P Morgan SP BV	Tencent R Bull CBBC Aug 2017 E	0.2500	192.38 per 100 units	194.88 per 100 units	2017/08/18	40,000,000	2016/08/23
68093	J P Morgan SP BV	Tencent R Bear CBBC Jun 2017 A	0.2600	220.88 per 100 units	218.08 per 100 units	2017/06/16	40,000,000	2016/08/23
67972	SG Issuer	CMob R Bull CBBC Sep 2017 A	0.2500	85.88 per 100 units	87.08 per 100 units	2017/09/28	100,000,000	2016/08/23
67974	SG Issuer	CMob R Bull CBBC Oct 2017 D	0.2500	91.88 per 100 units	93.08 per 100 units	2017/10/30	100,000,000	2016/08/23

Newly listed callable bull/bear contracts (continued)

Code	Issuer	Name of issue	Issue prices (HK\$)	Strike price (HKD) / Strike level per 10 units	Call price (HKD) / Call level per 10 units	Expiry date	No. of issue (units)	Listing date
67973	SG Issuer	CMob R Bull CBBC Nov 2017 A	0.2500	88.88 per 100 units	90.08 per 100 units	2017/11/29	100,000,000	2016/08/23
67975	SG Issuer	CMob R Bull CBBC Dec 2017 A	0.2500	94.88 per 100 units	96.08 per 100 units	2017/12/28	100,000,000	2016/08/23
67955	SG Issuer	CCB R Bull CBBC Aug 2017 A	0.2500	4.8000	4.8800	2017/08/30	40,000,000	2016/08/23
67958	SG Issuer	CCB R Bull CBBC Oct 2017 A	0.2500	5.1000	5.1800	2017/10/30	40,000,000	2016/08/23
67962	SG Issuer	CCB R Bear CBBC Apr 2017 A	0.2500	6.0600	5.9800	2017/04/27	40,000,000	2016/08/23
68002	SG Issuer	China Life R Bull CBBC Sep 2018 A	0.2500	18.08 per 100 units	18.58 per 100 units	2018/09/27	100,000,000	2016/08/23
68001	SG Issuer	China Life R Bull CBBC Nov 2018 A	0.2500	17.08 per 100 units	17.58 per 100 units	2018/11/29	100,000,000	2016/08/23
67992	SG Issuer	HS H-SH ETF R Bull CBBC Oct 2017 A	0.2500	91.08 per 100 units	92.08 per 100 units	2017/10/30	100,000,000	2016/08/23
67990	SG Issuer	HS H-SH ETF R Bull CBBC Dec 2017 A	0.2500	83.08 per 100 units	84.08 per 100 units	2017/12/28	100,000,000	2016/08/23
67991	SG Issuer	HS H-SH ETF R Bull CBBC Jan 2018 A	0.2500	87.08 per 100 units	88.08 per 100 units	2018/01/30	100,000,000	2016/08/23
67993	SG Issuer	HSBC R Bull CBBC Mar 2018 C	0.2500	47.58 per 100 units	49.08 per 100 units	2018/03/28	100,000,000	2016/08/23
67995	SG Issuer	HSBC R Bull CBBC Sep 2018 C	0.2500	49.58 per 100 units	51.08 per 100 units	2018/09/27	100,000,000	2016/08/23
67996	SG Issuer	HSBC R Bull CBBC Nov 2018 B	0.2500	51.58 per 100 units	53.08 per 100 units	2018/11/29	100,000,000	2016/08/23
68043	SG Issuer	HSCEI R Bull CBBC Nov 2017 A	0.2500	8,208 per 10,000 units	8,408 per 10,000 units	2017/11/29	200,000,000	2016/08/23
68047	SG Issuer	HSCEI R Bull CBBC Nov 2017 B	0.2500	9,108 per 10,000 units	9,208 per 10,000 units	2017/11/29	200,000,000	2016/08/23
68044	SG Issuer	HSCEI R Bull CBBC Dec 2017 A	0.2500	8,708 per 10,000 units	8,808 per 10,000 units	2017/12/28	200,000,000	2016/08/23
68048	SG Issuer	HSCEI R Bull CBBC Dec 2017 B	0.2500	9,508 per 10,000 units	9,608 per 10,000 units	2017/12/28	200,000,000	2016/08/23
67978	SG Issuer	HSI R Bull CBBC Dec 2017 L	0.2500	22,458 per 10,000 units	22,658 per 10,000 units	2017/12/28	200,000,000	2016/08/23
67979	SG Issuer	HSI R Bull CBBC Jan 2018 Q	0.2500	22,758 per 10,000 units	22,858 per 10,000 units	2018/01/30	200,000,000	2016/08/23
67981	SG Issuer	HSI R Bear CBBC Nov 2016 V	0.2500	23,138 per 10,000 units	22,938 per 10,000 units	2016/11/29	200,000,000	2016/08/23
67986	SG Issuer	HSI R Bear CBBC Dec 2016 R	0.2500	23,488 per 10,000 units	23,388 per 10,000 units	2016/12/29	200,000,000	2016/08/23
68102	SG Issuer	HSI R Bear CBBC Feb 2017 A	0.2500	24,638 per 10,000 units	24,438 per 10,000 units	2017/02/27	200,000,000	2016/08/23
68107	SG Issuer	HSI R Bear CBBC Feb 2017 B	0.2500	24,838 per 10,000 units	24,638 per 10,000 units	2017/02/27	200,000,000	2016/08/23
68112	SG Issuer	HSI R Bear CBBC Feb 2017 C	0.2500	25,038 per 10,000 units	24,838 per 10,000 units	2017/02/27	200,000,000	2016/08/23
68113	SG Issuer	HSI R Bear CBBC Feb 2017 D	0.2500	25,238 per 10,000 units	25,038 per 10,000 units	2017/02/27	200,000,000	2016/08/23
67997	SG Issuer	Ping An R Bull CBBC Oct 2017 A	0.2500	34.48 per 100 units	35.08 per 100 units	2017/10/30	100,000,000	2016/08/23
67998	SG Issuer	Ping An R Bull CBBC Nov 2017 B	0.2500	36.48 per 100 units	37.08 per 100 units	2017/11/29	100,000,000	2016/08/23
67999	SG Issuer	Ping An R Bull CBBC Dec 2017 B	0.2500	38.48 per 100 units	39.08 per 100 units	2017/12/28	100,000,000	2016/08/23
68000	SG Issuer	Tencent R Bull CBBC Sep 2017 C	0.2500	184.58 per 100 units	186.08 per 100 units	2017/09/28	100,000,000	2016/08/23
68064	UBS AG	HSCEI R Bull CBBC Oct 2017 B	0.2500	9,088 per 10,000 units	9,288 per 10,000 units	2017/10/30	100,000,000	2016/08/23
68055	UBS AG	HSI R Bull CBBC Dec 2017 V	0.2500	22,700 per 10,000 units	22,900 per 10,000 units	2017/12/28	200,000,000	2016/08/23
68086	UBS AG	HSI R Bull CBBC Dec 2017 W	0.2500	22,500 per 10,000 units	22,700 per 10,000 units	2017/12/28	200,000,000	2016/08/23
68066	UBS AG	HSI R Bear CBBC Nov 2016 Q	0.2500	23,250 per 12,000 units	23,050 per 12,000 units	2016/11/29	200,000,000	2016/08/23
68065	UBS AG	HSI R Bear CBBC Dec 2016 O	0.2500	23,127 per 12,000 units	22,927 per 12,000 units	2016/12/29	200,000,000	2016/08/23
68074	UBS AG	HSI R Bear CBBC Jan 2017 E	0.2500	24,350 per 10,000 units	24,150 per 10,000 units	2017/01/26	200,000,000	2016/08/23
68080	UBS AG	HSI R Bear CBBC Mar 2017 B	0.2500	24,750 per 12,000 units	24,550 per 12,000 units	2017/03/30	200,000,000	2016/08/23
68082	UBS AG	HSI R Bear CBBC Mar 2017 C	0.2500	25,400 per 10,000 units	25,200 per 10,000 units	2017/03/30	200,000,000	2016/08/23
68085	UBS AG	HSI R Bear CBBC Apr 2017 A	0.3800	26,700 per 10,000 units	26,500 per 10,000 units	2017/04/27	200,000,000	2016/08/23
68132	Credit Suisse AG	HSI R Bull CBBC Nov 2017 L	0.2500	22,763 per 10,000 units	22,963 per 10,000 units	2017/11/29	200,000,000	2016/08/24
68134	Credit Suisse AG	HSI R Bull CBBC Nov 2017 Q	0.2500	22,600 per 10,000 units	22,800 per 10,000 units	2017/11/29	200,000,000	2016/08/24
68135	Credit Suisse AG	HSI R Bear CBBC Nov 2016 X	0.2500	23,250 per 10,000 units	23,050 per 10,000 units	2016/11/29	200,000,000	2016/08/24
68137	Credit Suisse AG	HSI R Bear CBBC Dec 2016 F	0.2500	23,050 per 10,000 units	22,850 per 10,000 units	2016/12/29	200,000,000	2016/08/24
68204	Goldman Sachs SP (Asia)	HSI R Bear CBBC Nov 2016 D	0.2500	23,000 per 10,000 units	22,800 per 10,000 units	2016/11/29	200,000,000	2016/08/24

Newly listed callable bull/bear contracts (continued)

Code	Issuer	Name of issue	Issue prices (HK\$)	Strike price (HKD) / Strike level per 10 units	Call price (HKD) / Call level per 10 units	Expiry date	No. of issue (units)	Listing date
68123	HK Bank	CC Bank R Bear CBBC May 2017 A	0.2500	6.5600	6.4800	2017/05/15	40,000,000	2016/08/24
68115	HK Bank	CM Bank R Bull CBBC Aug 2017 A	0.3500	15.6800	16.0800	2017/08/31	40,000,000	2016/08/24
68119	HK Bank	CSOP A50 ETF R Bull CBBC Oct 2017 A	0.2500	11.4600	11.5600	2017/10/31	50,000,000	2016/08/24
68116	HK Bank	A50 R Bull CBBC Aug 2017 A	0.2500	10.4600	10.5600	2017/08/31	50,000,000	2016/08/24
68120	HK Bank	PICCC P&C R Bull CBBC Sep 2017 A	0.2500	11.8300	12.3800	2017/09/29	40,000,000	2016/08/24
68122	HK Bank	Tencent R Bear CBBC Aug 2017 B	0.3500	227.88 per 100 units	225.88 per 100 units	2017/08/31	40,000,000	2016/08/24
68146	J P Morgan SP BV	HKEX R Bear CBBC Aug 2017 A	0.2500	202.88 per 100 units	200.08 per 100 units	2017/08/18	40,000,000	2016/08/24
68149	J P Morgan SP BV	HSI R Bull CBBC Nov 2017 E	0.2500	22,500 per 10,000 units	22,600 per 10,000 units	2017/11/29	200,000,000	2016/08/24
68140	J P Morgan SP BV	HSI R Bull CBBC Feb 2018 C	0.2500	22,863 per 10,000 units	22,963 per 10,000 units	2018/02/27	200,000,000	2016/08/24
68155	J P Morgan SP BV	HSI R Bear CBBC Jan 2017 C	0.2500	22,948 per 10,000 units	22,848 per 10,000 units	2017/01/26	200,000,000	2016/08/24
68162	SG Issuer	HSI R Bear CBBC Feb 2017 E	0.2500	23,588 per 10,000 units	23,488 per 10,000 units	2017/02/27	200,000,000	2016/08/24
68165	SG Issuer	HSI R Bear CBBC Feb 2017 F	0.2500	23,788 per 10,000 units	23,688 per 10,000 units	2017/02/27	200,000,000	2016/08/24
68171	SG Issuer	HSI R Bear CBBC Feb 2017 G	0.2500	24,088 per 10,000 units	23,988 per 10,000 units	2017/02/27	200,000,000	2016/08/24
68181	SG Issuer	HSI R Bear CBBC Feb 2017 H	0.2500	24,188 per 10,000 units	24,088 per 10,000 units	2017/02/27	200,000,000	2016/08/24
68183	SG Issuer	HSI R Bear CBBC Feb 2017 I	0.2500	24,288 per 10,000 units	24,188 per 10,000 units	2017/02/27	200,000,000	2016/08/24
68186	SG Issuer	HSI R Bear CBBC Feb 2017 J	0.2500	24,388 per 10,000 units	24,288 per 10,000 units	2017/02/27	200,000,000	2016/08/24
68188	SG Issuer	HSI R Bear CBBC Feb 2017 K	0.2500	24,488 per 10,000 units	24,388 per 10,000 units	2017/02/27	200,000,000	2016/08/24
68197	SG Issuer	HSI R Bear CBBC Feb 2017 L	0.2500	24,588 per 10,000 units	24,488 per 10,000 units	2017/02/27	200,000,000	2016/08/24
68199	SG Issuer	HSI R Bear CBBC Feb 2017 M	0.2500	24,688 per 10,000 units	24,588 per 10,000 units	2017/02/27	200,000,000	2016/08/24
68200	SG Issuer	HSI R Bear CBBC Feb 2017 N	0.2500	24,838 per 10,000 units	24,738 per 10,000 units	2017/02/27	200,000,000	2016/08/24
68131	UBS AG	HSI R Bull CBBC Nov 2017 Q	0.2500	22,763 per 12,000 units	22,963 per 12,000 units	2017/11/29	200,000,000	2016/08/24
68129	UBS AG	HSI R Bear CBBC Nov 2016 R	0.2500	24,550 per 10,000 units	24,350 per 10,000 units	2016/11/29	200,000,000	2016/08/24
68125	UBS AG	HSI R Bear CBBC Jan 2017 G	0.2500	23,111 per 10,000 units	22,911 per 10,000 units	2017/01/26	200,000,000	2016/08/24
68235	BNP Paribas Arbit Issu B.V.	HSI R Bull CBBC Nov 2017 A	0.2500	22,900 per 10,000 units	23,100 per 10,000 units	2017/11/29	250,000,000	2016/08/25
68234	BNP Paribas Arbit Issu B.V.	HSI R Bull CBBC Dec 2017 A	0.2500	22,800 per 10,000 units	23,000 per 10,000 units	2017/12/28	250,000,000	2016/08/25
68209	BNP Paribas Arbit Issu B.V.	HSI R Bear CBBC Mar 2017 B	0.2500	23,300 per 10,000 units	23,100 per 10,000 units	2017/03/30	250,000,000	2016/08/25
68237	BNP Paribas Arbit Issu B.V.	Ping An R Bull CBBC Jun 2017 B	0.2500	37 per 100 units	38 per 100 units	2017/06/30	50,000,000	2016/08/25
68236	BNP Paribas Arbit Issu B.V.	Tencent R Bull CBBC Jun 2017 B	0.2500	195 per 100 units	198 per 100 units	2017/06/30	50,000,000	2016/08/25
68283	Credit Suisse AG	HSI R Bull CBBC Nov 2017 C	0.2500	22,963 per 10,000 units	23,163 per 10,000 units	2017/11/29	200,000,000	2016/08/25
68280	Credit Suisse AG	HSI R Bull CBBC Nov 2017 S	0.2500	22,838 per 12,000 units	23,038 per 12,000 units	2017/11/29	200,000,000	2016/08/25
68307	Credit Suisse AG	HSI R Bull CBBC Dec 2017 Q	0.2500	22,650 per 10,000 units	22,850 per 10,000 units	2017/12/28	200,000,000	2016/08/25
68271	Credit Suisse AG	HSI R Bear CBBC Dec 2016 Q	0.2500	23,100 per 10,000 units	22,900 per 10,000 units	2016/12/29	200,000,000	2016/08/25
68275	Credit Suisse AG	HSI R Bear CBBC Dec 2016 R	0.2500	23,300 per 12,000 units	23,100 per 12,000 units	2016/12/29	200,000,000	2016/08/25
68297	Credit Suisse AG	Ping An R Bull CBBC Sep 2017 C	0.2500	37.38 per 100 units	37.98 per 100 units	2017/09/28	50,000,000	2016/08/25
68298	Credit Suisse AG	Ping An R Bull CBBC Sep 2017 D	0.2500	39.18 per 100 units	39.78 per 100 units	2017/09/28	50,000,000	2016/08/25
68296	Credit Suisse AG	Ping An R Bear CBBC Mar 2017 A	0.2500	42.28 per 100 units	41.68 per 100 units	2017/03/30	40,000,000	2016/08/25
68293	Credit Suisse AG	Ping An R Bear CBBC Apr 2017 A	0.2500	44.28 per 100 units	43.68 per 100 units	2017/04/27	40,000,000	2016/08/25
68292	Credit Suisse AG	Tencent R Bull CBBC Jul 2017 B	0.2500	195.50 per 100 units	198 per 100 units	2017/07/28	40,000,000	2016/08/25
68284	Credit Suisse AG	Tencent R Bear CBBC Apr 2017 B	0.2500	220.30 per 100 units	217.80 per 100 units	2017/04/06	40,000,000	2016/08/25
68233	Goldman Sachs SP (Asia)	HSI R Bull CBBC Jan 2018 A	0.2500	22,964 per 10,000 units	23,164 per 10,000 units	2018/01/30	200,000,000	2016/08/25
68208	Goldman Sachs SP (Asia)	HSI R Bear CBBC Nov 2016 E	0.2500	23,300 per 10,000 units	23,100 per 10,000 units	2016/11/29	200,000,000	2016/08/25
68325	Goldman Sachs SP (Asia)	HSI R Bear CBBC Jan 2017 E	0.2500	23,700 per 10,000 units	23,500 per 10,000 units	2017/01/26	200,000,000	2016/08/25
68214	HK Bank	CC Bank R Bull CBBC Aug 2017 C	0.2500	5.4000	5.4800	2017/08/21	50,000,000	2016/08/25

Newly listed callable bull/bear contracts (continued)

Code	Issuer	Name of issue	Issue prices (HK\$)	Strike price (HKD) / Strike level per 10 units	Call price (HKD) / Call level per 10 units	Expiry date	No. of issue (units)	Listing date
68216	HK Bank	HKEX R Bear CBBC Mar 2017 A	0.2500	199.88 per 100 units	197.88 per 100 units	2017/03/27	40,000,000	2016/08/25
68217	HK Bank	HKEX R Bear CBBC Jun 2017 D	0.2500	203.88 per 100 units	201.88 per 100 units	2017/06/30	40,000,000	2016/08/25
68221	HK Bank	HSI R Bull CBBC Aug 2017 H	0.2500	22,898 per 15,000 units	23,098 per 15,000 units	2017/08/30	150,000,000	2016/08/25
68215	HK Bank	ICBC R Bull CBBC Aug 2017 C	0.2500	4.4800	4.5800	2017/08/31	50,000,000	2016/08/25
68224	HK Bank	Tencent R Bull CBBC Aug 2017 G	0.2500	197.38 per 100 units	198.88 per 100 units	2017/08/21	50,000,000	2016/08/25
68228	HK Bank	Tencent R Bull CBBC Aug 2017 H	0.2500	200.38 per 100 units	201.88 per 100 units	2017/08/14	50,000,000	2016/08/25
68219	HK Bank	Tencent R Bear CBBC Feb 2017 E	0.2500	209.38 per 100 units	207.88 per 100 units	2017/02/27	40,000,000	2016/08/25
68223	HK Bank	Tencent R Bear CBBC Mar 2017 A	0.2500	214.88 per 100 units	213.38 per 100 units	2017/03/31	40,000,000	2016/08/25
68220	HK Bank	Tencent R Bear CBBC Apr 2017 D	0.3000	232.88 per 100 units	230.88 per 100 units	2017/04/28	40,000,000	2016/08/25
68329	J P Morgan SP BV	CUni R Bull CBBC Sep 2017 A	0.2500	8.0800	8.2800	2017/09/15	50,000,000	2016/08/25
68238	J P Morgan SP BV	HSI R Bull CBBC Oct 2017 J	0.2500	23,064 per 10,000 units	23,164 per 10,000 units	2017/10/30	200,000,000	2016/08/25
68248	J P Morgan SP BV	HSI R Bull CBBC Jan 2018 U	0.2500	22,768 per 10,000 units	22,868 per 10,000 units	2018/01/30	200,000,000	2016/08/25
68211	J P Morgan SP BV	HSI R Bear CBBC Nov 2016 B	0.2500	23,100 per 10,000 units	22,900 per 10,000 units	2016/11/29	200,000,000	2016/08/25
68249	J P Morgan SP BV	HSI R Bear CBBC Jan 2017 D	0.2500	24,248 per 10,000 units	24,148 per 10,000 units	2017/01/26	200,000,000	2016/08/25
68212	J P Morgan SP BV	HSI R Bear CBBC Jan 2017 E	0.2500	23,248 per 10,000 units	23,148 per 10,000 units	2017/01/26	200,000,000	2016/08/25
68250	J P Morgan SP BV	Ping An R Bull CBBC Dec 2017 A	0.2500	40.28 per 100 units	40.88 per 100 units	2017/12/15	150,000,000	2016/08/25
68332	J P Morgan SP BV	Tencent R Bull CBBC Jul 2017 H	0.2500	198.38 per 100 units	200.88 per 100 units	2017/07/21	40,000,000	2016/08/25
68326	J P Morgan SP BV	Tencent R Bull CBBC Sep 2017 B	0.2500	189.38 per 100 units	191.88 per 100 units	2017/09/15	40,000,000	2016/08/25
68331	J P Morgan SP BV	Tencent R Bear CBBC Jul 2017 A	0.2500	224.88 per 100 units	222.08 per 100 units	2017/07/21	40,000,000	2016/08/25
68230	Macquarie Bank Ltd.	HSI R Bull CBBC Apr 2017 D	0.2500	22,300 per 20,000 units	22,500 per 20,000 units	2017/04/27	40,000,000	2016/08/25
68323	SG Issuer	HSI R Bear CBBC Feb 2017 O	0.2500	23,288 per 10,000 units	23,188 per 10,000 units	2017/02/27	200,000,000	2016/08/25
68253	SG Issuer	Tencent R Bull CBBC Sep 2017 D	0.2500	187.58 per 100 units	189.08 per 100 units	2017/09/28	100,000,000	2016/08/25
68258	SG Issuer	Tencent R Bull CBBC Oct 2017 B	0.2500	200.58 per 100 units	202.08 per 100 units	2017/10/30	100,000,000	2016/08/25
68256	SG Issuer	Tencent R Bull CBBC Nov 2017 A	0.2500	193.58 per 100 units	195.08 per 100 units	2017/11/29	100,000,000	2016/08/25
68259	SG Issuer	Tencent R Bear CBBC Feb 2017 E	0.2500	212.38 per 100 units	210.88 per 100 units	2017/02/27	100,000,000	2016/08/25
68264	SG Issuer	Tencent R Bear CBBC Mar 2017 B	0.2500	217.38 per 100 units	215.88 per 100 units	2017/03/30	100,000,000	2016/08/25
68267	SG Issuer	Tencent R Bear CBBC May 2017 B	0.2500	222.38 per 100 units	220.88 per 100 units	2017/05/29	100,000,000	2016/08/25
68321	UBS AG	HSI R Bull CBBC Sep 2017 Z	0.2500	22,650 per 12,000 units	22,850 per 12,000 units	2017/09/28	200,000,000	2016/08/25
68317	UBS AG	HSI R Bull CBBC Nov 2017 R	0.2500	22,964 per 12,000 units	23,164 per 12,000 units	2017/11/29	200,000,000	2016/08/25
68320	UBS AG	HSI R Bull CBBC Dec 2017 X	0.2500	22,800 per 10,000 units	23,000 per 10,000 units	2017/12/28	200,000,000	2016/08/25
68312	UBS AG	HSI R Bear CBBC Nov 2016 S	0.2500	23,150 per 10,000 units	22,950 per 10,000 units	2016/11/29	200,000,000	2016/08/25
68313	UBS AG	HSI R Bear CBBC Nov 2016 T	0.2500	23,300 per 10,000 units	23,100 per 10,000 units	2016/11/29	200,000,000	2016/08/25
68315	UBS AG	HSI R Bear CBBC Dec 2016 P	0.2500	25,250 per 12,000 units	25,050 per 12,000 units	2016/12/29	200,000,000	2016/08/25
68314	UBS AG	HSI R Bear CBBC Jan 2017 I	0.2500	25,500 per 10,000 units	25,300 per 10,000 units	2017/01/26	200,000,000	2016/08/25
68322	UBS AG	Tencent R Bull CBBC Jun 2017 F	0.2500	187.50 per 100 units	190 per 100 units	2017/06/26	50,000,000	2016/08/25
68403	Credit Suisse AG	HSI R Bull CBBC Sep 2017 E	0.2500	22,800 per 10,000 units	23,000 per 10,000 units	2017/09/28	200,000,000	2016/08/26
68410	Credit Suisse AG	HSI R Bear CBBC Nov 2016 V	0.2500	23,350 per 10,000 units	23,150 per 10,000 units	2016/11/29	200,000,000	2016/08/26
68411	Credit Suisse AG	HSI R Bear CBBC Jan 2017 L	0.2500	23,168 per 12,000 units	22,968 per 12,000 units	2017/01/26	200,000,000	2016/08/26
68405	Credit Suisse AG	HSI R Bear CBBC Mar 2017 C	0.2500	24,900 per 10,000 units	24,700 per 10,000 units	2017/03/30	200,000,000	2016/08/26
68333	Goldman Sachs SP (Asia)	HSI R Bull CBBC Jan 2018 B	0.2500	22,823 per 10,000 units	23,023 per 10,000 units	2018/01/30	200,000,000	2016/08/26
68425	Goldman Sachs SP (Asia)	HSI R Bear CBBC Nov 2016 F	0.2500	23,450 per 10,000 units	23,250 per 10,000 units	2016/11/29	200,000,000	2016/08/26
68337	HK Bank	CUni R Bull CBBC Aug 2017 A	0.2500	8.1800	8.3800	2017/08/07	40,000,000	2016/08/26
68348	HK Bank	HKEX R Bull CBBC Jul 2017 B	0.2500	183.88 per 100 units	185.88 per 100 units	2017/07/17	40,000,000	2016/08/26

Newly listed callable bull/bear contracts (continued)

Code	Issuer	Name of issue	Issue prices (HK\$)	Strike price (HKD) / Strike level per 10 units	Call price (HKD) / Call level per 10 units	Expiry date	No. of issue (units)	Listing date
68347	HK Bank	HSI R Bear CBBC Apr 2017 G	0.2500	23,388 per 15,000 units	23,188 per 15,000 units	2017/04/27	150,000,000	2016/08/26
68354	HK Bank	Tencent R Bear CBBC Oct 2017 A	0.4500	242.88 per 100 units	240.88 per 100 units	2017/10/31	40,000,000	2016/08/26
68365	Haitong Int'l Sec	HSI R Bull CBBC Oct 2017 U	0.2520	21,628 per 10,000 units	21,828 per 10,000 units	2017/10/30	200,000,000	2016/08/26
68372	Haitong Int'l Sec	HSI R Bull CBBC Oct 2017 V	0.2520	21,908 per 10,000 units	22,108 per 10,000 units	2017/10/30	200,000,000	2016/08/26
68373	Haitong Int'l Sec	HSI R Bull CBBC Oct 2017 W	0.2510	22,138 per 10,000 units	22,338 per 10,000 units	2017/10/30	200,000,000	2016/08/26
68380	Haitong Int'l Sec	HSI R Bear CBBC Jan 2017 F	0.2500	23,088 per 10,000 units	22,988 per 10,000 units	2017/01/26	200,000,000	2016/08/26
68382	Haitong Int'l Sec	HSI R Bear CBBC Jan 2017 G	0.2500	23,308 per 10,000 units	23,108 per 10,000 units	2017/01/26	200,000,000	2016/08/26
68422	J P Morgan SP BV	HSI R Bull CBBC Dec 2017 O	0.2500	22,800 per 10,000 units	23,000 per 10,000 units	2017/12/28	200,000,000	2016/08/26
68383	Macquarie Bank Ltd.	HSI R Bear CBBC Mar 2017 K	0.2550	24,200 per 20,000 units	24,000 per 20,000 units	2017/03/30	40,000,000	2016/08/26
68385	Macquarie Bank Ltd.	HSI R Bear CBBC Mar 2017 L	0.2500	23,700 per 20,000 units	23,500 per 20,000 units	2017/03/30	40,000,000	2016/08/26
68336	SG Issuer	HSI R Bull CBBC Mar 2018 A	0.2500	22,908 per 10,000 units	23,008 per 10,000 units	2018/03/28	200,000,000	2016/08/26
68416	SG Issuer	HSI R Bull CBBC Mar 2018 B	0.2500	22,708 per 10,000 units	22,808 per 10,000 units	2018/03/28	200,000,000	2016/08/26
68417	SG Issuer	HSI R Bear CBBC Feb 2017 P	0.2500	23,888 per 10,000 units	23,788 per 10,000 units	2017/02/27	200,000,000	2016/08/26
68418	SG Issuer	HSI R Bear CBBC Feb 2017 Q	0.2500	25,338 per 10,000 units	25,238 per 10,000 units	2017/02/27	200,000,000	2016/08/26
68386	UBS AG	HSI R Bull CBBC Dec 2017 Y	0.2500	22,823 per 12,000 units	23,023 per 12,000 units	2017/12/28	200,000,000	2016/08/26
68397	UBS AG	HSI R Bear CBBC Nov 2016 U	0.2500	23,688 per 12,000 units	23,488 per 12,000 units	2016/11/29	200,000,000	2016/08/26
68399	UBS AG	HSI R Bear CBBC Nov 2016 V	0.2500	24,088 per 12,000 units	23,888 per 12,000 units	2016/11/29	200,000,000	2016/08/26
68394	UBS AG	HSI R Bear CBBC Dec 2016 Q	0.2500	23,350 per 12,000 units	23,150 per 12,000 units	2016/12/29	200,000,000	2016/08/26
68398	UBS AG	HSI R Bear CBBC Dec 2016 R	0.2500	23,888 per 12,000 units	23,688 per 12,000 units	2016/12/29	200,000,000	2016/08/26
68390	UBS AG	HSI R Bear CBBC Jan 2017 J	0.2500	23,200 per 10,000 units	23,000 per 10,000 units	2017/01/26	200,000,000	2016/08/26
68431	BNP Paribas Arbit Issu B.V.	HSI R Bull CBBC Nov 2017 B	0.2500	22,700 per 10,000 units	22,900 per 10,000 units	2017/11/29	250,000,000	2016/08/29
68428	BNP Paribas Arbit Issu B.V.	HSI R Bull CBBC Dec 2017 B	0.2500	22,600 per 10,000 units	22,800 per 10,000 units	2017/12/28	250,000,000	2016/08/29
68436	BNP Paribas Arbit Issu B.V.	HSI R Bear CBBC Mar 2017 E	0.2500	23,100 per 10,000 units	22,900 per 10,000 units	2017/03/30	250,000,000	2016/08/29
68440	Credit Suisse AG	HSI R Bull CBBC Dec 2017 R	0.2500	22,736 per 10,000 units	22,936 per 10,000 units	2017/12/28	200,000,000	2016/08/29
68441	Credit Suisse AG	HSI R Bear CBBC Nov 2016 Y	0.2500	23,088 per 12,000 units	22,888 per 12,000 units	2016/11/29	200,000,000	2016/08/29
68457	Goldman Sachs SP (Asia)	HSI R Bull CBBC Jan 2018 C	0.2500	22,700 per 10,000 units	22,900 per 10,000 units	2018/01/30	200,000,000	2016/08/29
68443	Goldman Sachs SP (Asia)	HSI R Bear CBBC Nov 2016 G	0.2500	23,150 per 10,000 units	22,950 per 10,000 units	2016/11/29	200,000,000	2016/08/29
68461	J P Morgan SP BV	HKEX R Bull CBBC Nov 2017 D	0.2500	186.88 per 100 units	188.88 per 100 units	2017/11/17	40,000,000	2016/08/29
68469	J P Morgan SP BV	HSI R Bull CBBC Nov 2017 C	0.2500	22,600 per 10,000 units	22,800 per 10,000 units	2017/11/29	200,000,000	2016/08/29
68458	J P Morgan SP BV	HSI R Bear CBBC Dec 2016 F	0.2500	23,048 per 10,000 units	22,948 per 10,000 units	2016/12/29	200,000,000	2016/08/29
68462	J P Morgan SP BV	Tencent R Bull CBBC Jun 2017 F	0.2500	195.38 per 100 units	197.88 per 100 units	2017/06/16	40,000,000	2016/08/29
68465	J P Morgan SP BV	Tencent R Bear CBBC Aug 2017 A	0.2500	228.88 per 100 units	226.08 per 100 units	2017/08/18	40,000,000	2016/08/29
68432	SG Issuer	HSI R Bull CBBC Mar 2018 C	0.2500	22,808 per 10,000 units	22,908 per 10,000 units	2018/03/28	200,000,000	2016/08/29
68444	SG Issuer	HSI R Bear CBBC Feb 2017 R	0.2500	22,988 per 10,000 units	22,888 per 10,000 units	2017/02/27	200,000,000	2016/08/29
68449	UBS AG	HSI R Bull CBBC Dec 2017 Z	0.2500	22,600 per 10,000 units	22,800 per 10,000 units	2017/12/28	200,000,000	2016/08/29
68454	UBS AG	HSI R Bear CBBC Dec 2016 S	0.2500	23,488 per 12,000 units	23,288 per 12,000 units	2016/12/29	200,000,000	2016/08/29
68456	UBS AG	HSI R Bear CBBC Jan 2017 K	0.2500	25,050 per 12,000 units	24,850 per 12,000 units	2017/01/26	200,000,000	2016/08/29
68453	UBS AG	HSI R Bear CBBC Feb 2017 A	0.2500	23,061 per 10,000 units	22,861 per 10,000 units	2017/02/27	200,000,000	2016/08/29
68505	Credit Suisse AG	HSI R Bull CBBC Nov 2017 D	0.2500	22,700 per 10,000 units	22,900 per 10,000 units	2017/11/29	200,000,000	2016/08/30
68506	Credit Suisse AG	HSI R Bear CBBC Nov 2016 Z	0.2500	23,125 per 10,000 units	22,925 per 10,000 units	2016/11/29	200,000,000	2016/08/30
68511	Goldman Sachs SP (Asia)	HSI R Bear CBBC Dec 2016 M	0.2500	23,550 per 10,000 units	23,350 per 10,000 units	2016/12/29	200,000,000	2016/08/30
68470	HK Bank	HKEX R Bear CBBC Mar 2017 B	0.2500	194.88 per 100 units	192.88 per 100 units	2017/03/31	40,000,000	2016/08/30
68477	HK Bank	HSCEI R Bear CBBC May 2017 B	0.2500	9,796 per 10,000 units	9,696 per 10,000 units	2017/05/29	50,000,000	2016/08/30

Newly listed callable bull/bear contracts (continued)

Code	Issuer	Name of issue	Issue prices (HK\$)	Strike price (HKD) / Strike level per 10 units	Call price (HKD) / Call level per 10 units	Expiry date	No. of issue (units)	Listing date
68482	HK Bank	HSI R Bear CBBC Mar 2017 M	0.2500	23,188 per 15,000 units	22,988 per 15,000 units	2017/03/30	150,000,000	2016/08/30
68473	HK Bank	ICBC R Bear CBBC Apr 2017 B	0.2500	5.3800	5.2800	2017/04/28	40,000,000	2016/08/30
68475	HK Bank	Sands China R Bear CBBC Apr 2017 E	0.2500	34.28 per 100 units	33.28 per 100 units	2017/04/28	40,000,000	2016/08/30
68548	J P Morgan SP BV	HSI R Bull CBBC Nov 2017 F	0.2500	22,700 per 10,000 units	22,900 per 10,000 units	2017/11/29	200,000,000	2016/08/30
68550	J P Morgan SP BV	HSI R Bear CBBC Dec 2016 G	0.2500	23,148 per 10,000 units	23,048 per 10,000 units	2016/12/29	200,000,000	2016/08/30
68549	J P Morgan SP BV	Ping An R Bull CBBC Sep 2017 D	0.2500	39.28 per 100 units	39.88 per 100 units	2017/09/15	40,000,000	2016/08/30
68483	SG Issuer	CCB R Bull CBBC Sep 2017 B	0.2500	5.4000	5.4800	2017/09/28	40,000,000	2016/08/30
68486	SG Issuer	CCB R Bear CBBC Jun 2017 A	0.2500	6.4600	6.3800	2017/06/29	40,000,000	2016/08/30
68487	SG Issuer	China Life R Bear CBBC Dec 2017 A	0.2500	21.38 per 100 units	20.88 per 100 units	2017/12/28	100,000,000	2016/08/30
68496	SG Issuer	HSBC R Bear CBBC May 2017 A	0.2500	62.38 per 100 units	60.88 per 100 units	2017/05/29	100,000,000	2016/08/30
68520	SG Issuer	HSI R Bull CBBC Mar 2018 D	0.2500	22,758 per 10,000 units	22,958 per 10,000 units	2018/03/28	200,000,000	2016/08/30
68521	SG Issuer	HSI R Bear CBBC Feb 2017 S	0.2500	23,238 per 10,000 units	23,038 per 10,000 units	2017/02/27	200,000,000	2016/08/30
68527	SG Issuer	HSI R Bear CBBC Feb 2017 T	0.2500	24,788 per 10,000 units	24,688 per 10,000 units	2017/02/27	200,000,000	2016/08/30
68529	SG Issuer	HSI R Bear CBBC Feb 2017 U	0.2500	24,888 per 10,000 units	24,788 per 10,000 units	2017/02/27	200,000,000	2016/08/30
68541	SG Issuer	HSI R Bear CBBC Feb 2017 V	0.2500	25,038 per 10,000 units	24,938 per 10,000 units	2017/02/27	200,000,000	2016/08/30
68499	SG Issuer	Ping An R Bear CBBC Sep 2017 A	0.2500	46.48 per 100 units	45.88 per 100 units	2017/09/28	100,000,000	2016/08/30
68507	UBS AG	HSI R Bull CBBC Nov 2017 V	0.2500	22,700 per 10,000 units	22,900 per 10,000 units	2017/11/29	200,000,000	2016/08/30
68509	UBS AG	HSI R Bear CBBC Nov 2016 W	0.2500	23,588 per 12,000 units	23,388 per 12,000 units	2016/11/29	200,000,000	2016/08/30
68566	BNP Paribas Arbit Issu B.V.	HSI R Bear CBBC Feb 2017 D	0.2500	23,200 per 10,000 units	23,000 per 10,000 units	2017/02/27	250,000,000	2016/08/31
68553	Credit Suisse AG	HSI R Bull CBBC Oct 2017 B	0.2500	22,768 per 12,000 units	22,968 per 12,000 units	2017/10/30	200,000,000	2016/08/31
68554	Credit Suisse AG	HSI R Bull CBBC Oct 2017 F	0.2500	22,550 per 10,000 units	22,750 per 10,000 units	2017/10/30	200,000,000	2016/08/31
68565	Credit Suisse AG	HSI R Bear CBBC Dec 2016 G	0.2500	23,200 per 12,000 units	23,000 per 12,000 units	2016/12/29	200,000,000	2016/08/31
68563	Credit Suisse AG	HSI R Bear CBBC Dec 2016 S	0.2500	23,021 per 10,000 units	22,821 per 10,000 units	2016/12/29	200,000,000	2016/08/31
68551	Goldman Sachs SP (Asia)	HSI R Bull CBBC Nov 2017 D	0.2500	22,600 per 10,000 units	22,800 per 10,000 units	2017/11/29	200,000,000	2016/08/31
68590	Goldman Sachs SP (Asia)	HSI R Bear CBBC Dec 2016 N	0.2500	23,200 per 10,000 units	23,000 per 10,000 units	2016/12/29	200,000,000	2016/08/31
68595	Goldman Sachs SP (Asia)	HSI R Bear CBBC Dec 2016 O	0.2500	23,050 per 10,000 units	22,850 per 10,000 units	2016/12/29	200,000,000	2016/08/31
68596	J P Morgan SP BV	HKEX R Bear CBBC Jul 2017 A	0.2500	196.88 per 100 units	194.08 per 100 units	2017/07/21	40,000,000	2016/08/31
68581	J P Morgan SP BV	HSI R Bull CBBC Oct 2017 I	0.2500	22,668 per 10,000 units	22,768 per 10,000 units	2017/10/30	200,000,000	2016/08/31
68579	J P Morgan SP BV	HSI R Bull CBBC Oct 2017 O	0.2500	22,868 per 10,000 units	22,968 per 10,000 units	2017/10/30	200,000,000	2016/08/31
68603	J P Morgan SP BV	HSI R Bear CBBC Dec 2016 H	0.2500	23,300 per 10,000 units	23,100 per 10,000 units	2016/12/29	200,000,000	2016/08/31
68604	J P Morgan SP BV	HSI R Bear CBBC Dec 2016 I	0.2500	22,921 per 10,000 units	22,821 per 10,000 units	2016/12/29	200,000,000	2016/08/31
68582	SG Issuer	HSI R Bull CBBC Mar 2018 E	0.2500	22,658 per 10,000 units	22,758 per 10,000 units	2018/03/28	200,000,000	2016/08/31
68585	SG Issuer	HSI R Bear CBBC Feb 2017 W	0.2500	22,938 per 10,000 units	22,838 per 10,000 units	2017/02/27	200,000,000	2016/08/31
68586	SG Issuer	HSI R Bear CBBC Feb 2017 X	0.2500	24,638 per 10,000 units	24,538 per 10,000 units	2017/02/27	200,000,000	2016/08/31
68571	UBS AG	HSI R Bull CBBC Oct 2017 H	0.2500	22,550 per 12,000 units	22,750 per 12,000 units	2017/10/30	200,000,000	2016/08/31
68567	UBS AG	HSI R Bull CBBC Oct 2017 W	0.2500	22,750 per 10,000 units	22,950 per 10,000 units	2017/10/30	200,000,000	2016/08/31
68572	UBS AG	HSI R Bear CBBC Jan 2017 H	0.2500	23,021 per 10,000 units	22,821 per 10,000 units	2017/01/26	200,000,000	2016/08/31
68616	Credit Suisse AG	HSBC R Bull CBBC Nov 2017 A	0.2500	52.68 per 100 units	54.18 per 100 units	2017/11/24	50,000,000	2016/09/01
68615	Credit Suisse AG	HSI R Bull CBBC Nov 2017 E	0.2500	22,600 per 12,000 units	22,800 per 12,000 units	2017/11/29	200,000,000	2016/09/01
68613	Bank of East Asia	CSOP A50 ETF R Bull CBBC Sep 2017 A	0.2500	10.8800	11.0800	2017/09/22	40,000,000	2016/09/01
68614	Bank of East Asia	A50 China R Bull CBBC Sep 2017 A	0.2500	9.8800	10.0800	2017/09/22	40,000,000	2016/09/01
68608	Bank of East Asia	Ping An R Bull CBBC Dec 2017 A	0.3500	36.6800	37.2800	2017/12/22	29,000,000	2016/09/01
68610	Bank of East Asia	Tencent R Bull CBBC Jun 2017 A	0.2500	188.80 per 100 units	190.80 per 100 units	2017/06/26	40,000,000	2016/09/01

Newly listed callable bull/bear contracts (continued)

Code	Issuer	Name of issue	Issue prices (HK\$)	Strike price (HKD) / Strike level per 10 units	Call price (HKD) / Call level per 10 units	Expiry date	No. of issue (units)	Listing date
68609	Bank of East Asia	Tencent R Bear CBBC Apr 2017 C	0.2500	220 per 100 units	218 per 100 units	2017/04/07	40,000,000	2016/09/01
68628	Goldman Sachs SP (Asia)	HSI R Bull CBBC Nov 2017 I	0.2500	22,550 per 10,000 units	22,750 per 10,000 units	2017/11/29	200,000,000	2016/09/01
68635	Goldman Sachs SP (Asia)	HSI R Bear CBBC Dec 2016 P	0.2500	23,250 per 10,000 units	23,050 per 10,000 units	2016/12/29	200,000,000	2016/09/01
68636	J P Morgan SP BV	HSI R Bear CBBC Dec 2016 K	0.2500	23,200 per 10,000 units	23,000 per 10,000 units	2016/12/29	200,000,000	2016/09/01
68639	UBS AG	HSI R Bull CBBC Dec 2017 B	0.2500	22,620 per 12,000 units	22,820 per 12,000 units	2017/12/28	200,000,000	2016/09/01
68619	UBS AG	HSI R Bear CBBC Dec 2016 T	0.2500	23,788 per 14,000 units	23,588 per 14,000 units	2016/12/29	200,000,000	2016/09/01
68621	UBS AG	HSI R Bear CBBC Dec 2016 U	0.2500	23,009 per 13,000 units	22,809 per 13,000 units	2016/12/29	200,000,000	2016/09/01
68620	UBS AG	HSI R Bear CBBC Mar 2017 D	0.2500	24,288 per 14,000 units	24,088 per 14,000 units	2017/03/30	200,000,000	2016/09/01
68647	Credit Suisse AG	HSI R Bull CBBC Aug 2017 F	0.2500	22,738 per 12,000 units	22,938 per 12,000 units	2017/08/30	200,000,000	2016/09/02
68643	Credit Suisse AG	HSI R Bear CBBC Dec 2016 I	0.2500	23,050 per 10,000 units	22,850 per 10,000 units	2016/12/29	200,000,000	2016/09/02
68660	Goldman Sachs SP (Asia)	HSI R Bull CBBC Nov 2017 J	0.2500	22,328 per 10,000 units	22,528 per 10,000 units	2017/11/29	200,000,000	2016/09/02
68640	HK Bank	Lenovo R Bull CBBC Aug 2017 D	0.2500	4.7300	4.9300	2017/08/31	40,000,000	2016/09/02
68641	HK Bank	Tencent R Bear CBBC Apr 2017 E	0.2500	203.88 per 100 units	201.88 per 100 units	2017/04/28	40,000,000	2016/09/02
68655	J P Morgan SP BV	HSI R Bull CBBC Feb 2018 D	0.2500	22,768 per 10,000 units	22,868 per 10,000 units	2018/02/27	200,000,000	2016/09/02
68653	J P Morgan SP BV	HSI R Bear CBBC Dec 2016 L	0.2500	23,100 per 10,000 units	22,900 per 10,000 units	2016/12/29	200,000,000	2016/09/02
68662	SG Issuer	HSI R Bull CBBC Mar 2018 G	0.2500	22,608 per 10,000 units	22,708 per 10,000 units	2018/03/28	200,000,000	2016/09/02
68663	SG Issuer	HSI R Bull CBBC Mar 2018 H	0.2500	22,758 per 10,000 units	22,858 per 10,000 units	2018/03/28	200,000,000	2016/09/02
68667	SG Issuer	HSI R Bear CBBC Jan 2017 E	0.2700	25,538 per 10,000 units	25,438 per 10,000 units	2017/01/26	200,000,000	2016/09/02
68668	SG Issuer	HSI R Bear CBBC Jan 2017 F	0.3000	25,838 per 10,000 units	25,738 per 10,000 units	2017/01/26	200,000,000	2016/09/02
68648	UBS AG	HSI R Bear CBBC Dec 2016 V	0.2500	23,100 per 12,000 units	22,900 per 12,000 units	2016/12/29	200,000,000	2016/09/02
68670	BNP Paribas Arbit Issu B.V.	HSI R Bull CBBC Nov 2017 C	0.2500	22,700 per 10,000 units	22,900 per 10,000 units	2017/11/29	250,000,000	2016/09/05
68669	BNP Paribas Arbit Issu B.V.	HSI R Bull CBBC Dec 2017 C	0.2500	22,600 per 10,000 units	22,800 per 10,000 units	2017/12/28	250,000,000	2016/09/05
68676	BNP Paribas Arbit Issu B.V.	HSI R Bear CBBC Mar 2017 K	0.2500	23,100 per 10,000 units	22,900 per 10,000 units	2017/03/30	250,000,000	2016/09/05
68677	Credit Suisse AG	HSI R Bull CBBC Sep 2017 F	0.2500	22,650 per 10,000 units	22,850 per 10,000 units	2017/09/28	200,000,000	2016/09/05
68679	Credit Suisse AG	HSI R Bear CBBC Dec 2016 Z	0.2500	23,100 per 10,000 units	22,900 per 10,000 units	2016/12/29	200,000,000	2016/09/05
68671	Goldman Sachs SP (Asia)	HSI R Bull CBBC Dec 2017 U	0.2500	22,700 per 10,000 units	22,900 per 10,000 units	2017/12/28	200,000,000	2016/09/05
68681	J P Morgan SP BV	HSI R Bull CBBC Oct 2017 P	0.2500	22,600 per 10,000 units	22,800 per 10,000 units	2017/10/30	200,000,000	2016/09/05
68682	SG Issuer	HSI R Bull CBBC Mar 2018 I	0.2500	22,608 per 10,000 units	22,808 per 10,000 units	2018/03/28	200,000,000	2016/09/05
68683	SG Issuer	HSI R Bear CBBC Feb 2017 Y	0.2500	23,138 per 10,000 units	22,938 per 10,000 units	2017/02/27	200,000,000	2016/09/05
68686	UBS AG	HSI R Bull CBBC Nov 2017 Y	0.2500	22,600 per 10,000 units	22,800 per 10,000 units	2017/11/29	200,000,000	2016/09/05
68688	UBS AG	HSI R Bear CBBC Feb 2017 B	0.2500	23,150 per 10,000 units	22,950 per 10,000 units	2017/02/27	200,000,000	2016/09/05
68766	BNP Paribas Arbit Issu B.V.	HSI R Bull CBBC Dec 2017 D	0.2500	22,800 per 10,000 units	23,000 per 10,000 units	2017/12/28	250,000,000	2016/09/06
68776	Credit Suisse AG	HSI R Bull CBBC Nov 2017 F	0.2500	22,816 per 10,000 units	23,016 per 10,000 units	2017/11/29	200,000,000	2016/09/06
68775	Credit Suisse AG	HSI R Bear CBBC Jan 2017 N	0.2500	23,150 per 10,000 units	22,950 per 10,000 units	2017/01/26	200,000,000	2016/09/06
68754	Goldman Sachs SP (Asia)	HSI R Bear CBBC Jan 2017 F	0.2500	23,100 per 10,000 units	22,900 per 10,000 units	2017/01/26	200,000,000	2016/09/06
68758	HK Bank	China Life R Bull CBBC Jul 2017 D	0.2500	17.7800	18.1800	2017/07/31	50,000,000	2016/09/06
68759	HK Bank	Galaxy Ent R Bear CBBC Jul 2017 A	0.2500	28.68 per 100 units	27.88 per 100 units	2017/07/31	40,000,000	2016/09/06
68765	HK Bank	Tencent R Bull CBBC Jul 2017 H	0.2500	200.38 per 100 units	201.88 per 100 units	2017/07/31	50,000,000	2016/09/06
68784	Haitong Int'l Sec	HSI R Bull CBBC Oct 2017 X	0.2530	22,600 per 10,000 units	22,700 per 10,000 units	2017/10/30	200,000,000	2016/09/06
68785	Haitong Int'l Sec	HSI R Bull CBBC Oct 2017 Y	0.2520	22,400 per 10,000 units	22,600 per 10,000 units	2017/10/30	200,000,000	2016/09/06
68788	Haitong Int'l Sec	HSI R Bull CBBC Oct 2017 Z	0.2500	22,400 per 10,000 units	22,500 per 10,000 units	2017/10/30	200,000,000	2016/09/06
68791	Haitong Int'l Sec	HSI R Bear CBBC Dec 2016 K	0.2530	23,250 per 10,000 units	23,050 per 10,000 units	2016/12/29	200,000,000	2016/09/06
68792	Haitong Int'l Sec	HSI R Bear CBBC Mar 2017 B	0.2530	23,500 per 10,000 units	23,300 per 10,000 units	2017/03/30	200,000,000	2016/09/06

Newly listed callable bull/bear contracts (continued)

Code	Issuer	Name of issue	Issue prices (HK\$)	Strike price (HKD) / Strike level per 10 units	Call price (HKD) / Call level per 10 units	Expiry date	No. of issue (units)	Listing date
68797	J P Morgan SP BV	HKEX R Bull CBBC Nov 2017 E	0.2500	186.88 per 100 units	188.88 per 100 units	2017/11/17	40,000,000	2016/09/06
68799	J P Morgan SP BV	HSI R Bull CBBC Oct 2017 Q	0.2500	22,916 per 10,000 units	23,016 per 10,000 units	2017/10/30	200,000,000	2016/09/06
68793	J P Morgan SP BV	HSI R Bear CBBC Dec 2016 M	0.2500	23,048 per 10,000 units	22,948 per 10,000 units	2016/12/29	200,000,000	2016/09/06
68796	J P Morgan SP BV	Tencent R Bull CBBC Sep 2017 C	0.2500	198.38 per 100 units	200.88 per 100 units	2017/09/15	40,000,000	2016/09/06
68690	SG Issuer	CNOOC R Bull CBBC Aug 2017 A	0.2500	8.8800	9.0800	2017/08/30	40,000,000	2016/09/06
68738	SG Issuer	CP&CC R Bull CBBC Aug 2017 A	0.2500	5.2300	5.3800	2017/08/30	40,000,000	2016/09/06
68692	SG Issuer	Galaxy R Bull CBBC Jun 2017 A	0.4300	21.2800	22.0800	2017/06/29	40,000,000	2016/09/06
68697	SG Issuer	Galaxy R Bull CBBC Aug 2017 A	0.2500	23.2800	24.0800	2017/08/30	40,000,000	2016/09/06
68698	SG Issuer	Galaxy R Bear CBBC Sep 2017 A	0.2500	34.68 per 100 units	32.88 per 100 units	2017/09/28	100,000,000	2016/09/06
68741	SG Issuer	HKEX R Bear CBBC Apr 2017 A	0.2500	196.88 per 100 units	194.88 per 100 units	2017/04/27	100,000,000	2016/09/06
68748	SG Issuer	HKEX R Bear CBBC Apr 2017 B	0.2500	204.88 per 100 units	202.88 per 100 units	2017/04/27	100,000,000	2016/09/06
68751	SG Issuer	HKEX R Bear CBBC Aug 2017 A	0.3100	216.88 per 100 units	214.88 per 100 units	2017/08/30	100,000,000	2016/09/06
68781	SG Issuer	HSI R Bull CBBC Dec 2017 M	0.2500	22,908 per 10,000 units	23,008 per 10,000 units	2017/12/28	200,000,000	2016/09/06
68777	SG Issuer	HSI R Bull CBBC Mar 2018 J	0.2500	22,858 per 12,000 units	22,958 per 12,000 units	2018/03/28	200,000,000	2016/09/06
68783	SG Issuer	HSI R Bear CBBC Jan 2017 G	0.2500	23,138 per 12,000 units	23,038 per 12,000 units	2017/01/26	200,000,000	2016/09/06
68703	SG Issuer	PetroChina R Bull CBBC Aug 2017 A	0.2500	4.6800	4.8800	2017/08/30	40,000,000	2016/09/06
68709	SG Issuer	Sands R Bull CBBC May 2017 A	0.4800	25.2800	26.0800	2017/05/29	40,000,000	2016/09/06
68713	SG Issuer	Sands R Bull CBBC Jan 2018 A	0.2900	27.2800	28.0800	2018/01/30	40,000,000	2016/09/06
68724	SG Issuer	Sands R Bear CBBC Feb 2017 A	0.5900	35.6800	33.8800	2017/02/27	40,000,000	2016/09/06
68731	SG Issuer	Sands R Bear CBBC Jun 2017 A	0.2500	38.68 per 100 units	36.88 per 100 units	2017/06/29	100,000,000	2016/09/06
68752	SG Issuer	Tencent R Bull CBBC Oct 2017 C	0.2500	190.58 per 100 units	192.08 per 100 units	2017/10/30	100,000,000	2016/09/06
68753	SG Issuer	Tencent R Bull CBBC Dec 2017 A	0.2500	196.58 per 100 units	198.08 per 100 units	2017/12/28	100,000,000	2016/09/06
68774	UBS AG	HSI R Bull CBBC Sep 2017 P	0.2500	22,188 per 14,000 units	22,388 per 14,000 units	2017/09/28	200,000,000	2016/09/06
68773	UBS AG	HSI R Bull CBBC Dec 2017 C	0.2500	22,816 per 10,000 units	23,016 per 10,000 units	2017/12/28	200,000,000	2016/09/06
68767	UBS AG	HSI R Bear CBBC Jan 2017 L	0.2500	23,200 per 10,000 units	23,000 per 10,000 units	2017/01/26	200,000,000	2016/09/06
68807	BNP Paribas Arbit Issu B.V.	HSI R Bear CBBC Feb 2017 A	0.2500	23,200 per 10,000 units	23,000 per 10,000 units	2017/02/27	250,000,000	2016/09/07
68827	Credit Suisse AG	HSBC R Bull CBBC Dec 2017 A	0.2500	54.88 per 100 units	56.38 per 100 units	2017/12/29	50,000,000	2016/09/07
68828	Credit Suisse AG	HSBC R Bear CBBC Jan 2017 A	0.2500	63.68 per 100 units	62.18 per 100 units	2017/01/27	50,000,000	2016/09/07
68830	Credit Suisse AG	HSI R Bull CBBC Oct 2017 G	0.2500	22,700 per 10,000 units	22,900 per 10,000 units	2017/10/30	200,000,000	2016/09/07
68831	Credit Suisse AG	HSI R Bear CBBC Jan 2017 O	0.2500	23,250 per 10,000 units	23,050 per 10,000 units	2017/01/26	200,000,000	2016/09/07
68802	Goldman Sachs SP (Asia)	HSI R Bull CBBC Dec 2017 V	0.2500	22,820 per 10,000 units	23,020 per 10,000 units	2017/12/28	200,000,000	2016/09/07
68814	Goldman Sachs SP (Asia)	HSI R Bear CBBC Jan 2017 G	0.2500	23,200 per 10,000 units	23,000 per 10,000 units	2017/01/26	200,000,000	2016/09/07
68821	J P Morgan SP BV	HSBC R Bull CBBC Nov 2017 D	0.2500	53.38 per 100 units	54.88 per 100 units	2017/11/17	100,000,000	2016/09/07
68822	J P Morgan SP BV	HSBC R Bear CBBC Feb 2017 C	0.2500	63.38 per 100 units	61.88 per 100 units	2017/02/17	100,000,000	2016/09/07
68820	J P Morgan SP BV	HSI R Bull CBBC Nov 2017 Z	0.2500	22,700 per 10,000 units	22,900 per 10,000 units	2017/11/29	200,000,000	2016/09/07
68826	SG Issuer	HSI R Bull CBBC Mar 2018 K	0.2500	22,808 per 10,000 units	22,908 per 10,000 units	2018/03/28	200,000,000	2016/09/07
68818	UBS AG	HSI R Bull CBBC Oct 2017 I	0.2500	22,750 per 10,000 units	22,950 per 10,000 units	2017/10/30	200,000,000	2016/09/07
68815	UBS AG	HSI R Bear CBBC Dec 2016 W	0.2500	23,250 per 12,000 units	23,050 per 12,000 units	2016/12/29	200,000,000	2016/09/07
68861	BNP Paribas Arbit Issu B.V.	HSI R Bull CBBC Nov 2017 D	0.2500	22,900 per 10,000 units	23,100 per 10,000 units	2017/11/29	250,000,000	2016/09/08
68835	BNP Paribas Arbit Issu B.V.	HSI R Bear CBBC Mar 2017 I	0.2500	23,300 per 10,000 units	23,100 per 10,000 units	2017/03/30	250,000,000	2016/09/08
68847	Credit Suisse AG	HSBC R Bull CBBC Dec 2017 B	0.2500	55.98 per 100 units	57.48 per 100 units	2017/12/15	50,000,000	2016/09/08
68850	Credit Suisse AG	HSBC R Bear CBBC Feb 2017 B	0.2500	65.88 per 100 units	64.38 per 100 units	2017/02/10	50,000,000	2016/09/08
68878	Credit Suisse AG	HSI R Bull CBBC Nov 2017 L	0.2500	22,850 per 10,000 units	23,050 per 10,000 units	2017/11/29	200,000,000	2016/09/08

Newly listed callable bull/bear contracts (continued)

Code	Issuer	Name of issue	Issue prices (HK\$)	Strike price (HKD) / Strike level per 10 units	Call price (HKD) / Call level per 10 units	Expiry date	No. of issue (units)	Listing date
68873	Credit Suisse AG	HSI R Bull CBBC Dec 2017 S	0.2500	22,962 per 12,000 units	23,162 per 12,000 units	2017/12/28	200,000,000	2016/09/08
68853	Credit Suisse AG	HSI R Bear CBBC Dec 2016 A	0.2500	23,200 per 10,000 units	23,000 per 10,000 units	2016/12/29	200,000,000	2016/09/08
68854	Credit Suisse AG	HSI R Bear CBBC Jan 2017 P	0.2500	23,300 per 12,000 units	23,100 per 12,000 units	2017/01/26	200,000,000	2016/09/08
68962	Bank of East Asia	CKH R Bull CBBC Dec 2017 A	0.2500	88.08 per 100 units	89.88 per 100 units	2017/12/15	40,000,000	2016/09/08
68965	Bank of East Asia	China Life R Bull CBBC Sep 2017 A	0.2500	17.4800	17.9800	2017/09/28	40,000,000	2016/09/08
68967	Bank of East Asia	Galaxy Ent R Bull CBBC Sep 2017 A	0.4000	24.4700	25.2700	2017/09/28	25,000,000	2016/09/08
68936	Bank of East Asia	HSBC Holdings R Bull CBBC Dec 2017 A	0.2500	53.88 per 100 units	55.28 per 100 units	2017/12/15	40,000,000	2016/09/08
68935	Bank of East Asia	HSBC Holdings R Bear CBBC Mar 2017 A	0.2500	66 per 100 units	64.50 per 100 units	2017/03/01	40,000,000	2016/09/08
68887	Goldman Sachs SP (Asia)	HSI R Bull CBBC Feb 2018 A	0.2500	23,062 per 10,000 units	23,162 per 10,000 units	2018/02/27	200,000,000	2016/09/08
68881	Goldman Sachs SP (Asia)	HSI R Bear CBBC Mar 2017 A	0.2500	24,300 per 10,000 units	24,100 per 10,000 units	2017/03/30	200,000,000	2016/09/08
68884	Goldman Sachs SP (Asia)	HSI R Bear CBBC Mar 2017 B	0.2500	24,500 per 10,000 units	24,300 per 10,000 units	2017/03/30	200,000,000	2016/09/08
68839	Goldman Sachs SP (Asia)	HSI R Bear CBBC Dec 2017 A	0.2500	23,200 per 10,000 units	23,100 per 10,000 units	2017/12/28	200,000,000	2016/09/08
68846	HK Bank	HSCEI R Bull CBBC Jul 2017 F	0.2500	9,338 per 10,000 units	9,438 per 10,000 units	2017/07/28	60,000,000	2016/09/08
68842	HK Bank	HSI R Bull CBBC Jun 2017 H	0.2500	22,698 per 15,000 units	22,898 per 15,000 units	2017/06/29	150,000,000	2016/09/08
68933	J P Morgan SP BV	Galaxy Ent R Bull CBBC Nov 2017 B	0.2500	25.08 per 100 units	25.88 per 100 units	2017/11/17	100,000,000	2016/09/08
68924	J P Morgan SP BV	HSBC R Bull CBBC Dec 2017 C	0.2500	55.38 per 100 units	56.88 per 100 units	2017/12/15	100,000,000	2016/09/08
68928	J P Morgan SP BV	HSBC R Bear CBBC Feb 2017 D	0.2500	67.58 per 100 units	66.08 per 100 units	2017/02/17	100,000,000	2016/09/08
68934	J P Morgan SP BV	HSI R Bull CBBC Nov 2017 R	0.2500	23,062 per 10,000 units	23,162 per 10,000 units	2017/11/29	200,000,000	2016/09/08
68906	J P Morgan SP BV	HSI R Bear CBBC Dec 2016 N	0.2500	23,200 per 10,000 units	23,000 per 10,000 units	2016/12/29	200,000,000	2016/09/08
68931	J P Morgan SP BV	Sands China R Bull CBBC Sep 2017 B	0.2500	29.08 per 100 units	29.88 per 100 units	2017/09/15	100,000,000	2016/09/08
68894	SG Issuer	HSI R Bull CBBC Mar 2018 L	0.2500	22,908 per 10,000 units	23,108 per 10,000 units	2018/03/28	200,000,000	2016/09/08
68898	SG Issuer	HSI R Bull CBBC Mar 2018 M	0.2500	23,058 per 12,000 units	23,158 per 12,000 units	2018/03/28	200,000,000	2016/09/08
68899	SG Issuer	HSI R Bear CBBC Jan 2017 H	0.2500	23,288 per 10,000 units	23,188 per 10,000 units	2017/01/26	200,000,000	2016/09/08
68900	SG Issuer	HSI R Bear CBBC Jan 2017 I	0.2500	24,988 per 10,000 units	24,888 per 10,000 units	2017/01/26	200,000,000	2016/09/08
68892	UBS AG	HSI R Bull CBBC Nov 2017 A	0.2500	22,700 per 12,000 units	22,900 per 12,000 units	2017/11/29	200,000,000	2016/09/08
68891	UBS AG	HSI R Bull CBBC Nov 2017 K	0.2500	22,962 per 12,000 units	23,162 per 12,000 units	2017/11/29	200,000,000	2016/09/08
68890	UBS AG	HSI R Bear CBBC Jan 2017 M	0.2500	23,300 per 10,000 units	23,100 per 10,000 units	2017/01/26	200,000,000	2016/09/08
69003	BNP Paribas Arbit Issu B.V.	HSI R Bull CBBC Dec 2017 E	0.2500	23,000 per 10,000 units	23,200 per 10,000 units	2017/12/28	250,000,000	2016/09/09
68968	BNP Paribas Arbit Issu B.V.	HSI R Bear CBBC Feb 2017 O	0.2500	23,400 per 10,000 units	23,200 per 10,000 units	2017/02/27	250,000,000	2016/09/09
68969	BNP Paribas Arbit Issu B.V.	HSI R Bear CBBC Mar 2017 F	0.2500	23,500 per 10,000 units	23,300 per 10,000 units	2017/03/30	250,000,000	2016/09/09
69006	BNP Paribas Arbit Issu B.V.	HSI R Bear CBBC Mar 2017 R	0.2500	24,900 per 10,000 units	24,700 per 10,000 units	2017/03/30	250,000,000	2016/09/09
69032	Credit Suisse AG	HSI R Bull CBBC Oct 2017 A	0.2500	22,900 per 10,000 units	23,100 per 10,000 units	2017/10/30	200,000,000	2016/09/09
69034	Credit Suisse AG	HSI R Bull CBBC Oct 2017 H	0.2500	23,066 per 12,000 units	23,266 per 12,000 units	2017/10/30	200,000,000	2016/09/09
69017	Credit Suisse AG	HSI R Bear CBBC Dec 2016 B	0.2500	23,388 per 10,000 units	23,188 per 10,000 units	2016/12/29	200,000,000	2016/09/09
69024	Credit Suisse AG	HSI R Bear CBBC Dec 2016 C	0.2500	24,250 per 10,000 units	24,050 per 10,000 units	2016/12/29	200,000,000	2016/09/09
69021	Credit Suisse AG	HSI R Bear CBBC Jan 2017 Q	0.2500	23,500 per 10,000 units	23,300 per 10,000 units	2017/01/26	200,000,000	2016/09/09
69025	Credit Suisse AG	HSI R Bear CBBC Jan 2017 R	0.2500	24,450 per 10,000 units	24,250 per 10,000 units	2017/01/26	200,000,000	2016/09/09
69026	Credit Suisse AG	HSI R Bear CBBC Jan 2017 S	0.2500	25,100 per 10,000 units	24,900 per 10,000 units	2017/01/26	200,000,000	2016/09/09
69027	Credit Suisse AG	HSI R Bear CBBC Mar 2017 D	0.2500	25,300 per 10,000 units	25,100 per 10,000 units	2017/03/30	200,000,000	2016/09/09
69031	Credit Suisse AG	HSI R Bear CBBC Apr 2017 B	0.2700	25,700 per 10,000 units	25,500 per 10,000 units	2017/04/27	200,000,000	2016/09/09
69056	Goldman Sachs SP (Asia)	HSI R Bull CBBC Feb 2018 B	0.2500	23,166 per 10,000 units	23,266 per 10,000 units	2018/02/27	200,000,000	2016/09/09
68971	Goldman Sachs SP (Asia)	HSI R Bear CBBC Feb 2017 C	0.2500	23,400 per 10,000 units	23,200 per 10,000 units	2017/02/27	200,000,000	2016/09/09
69054	Goldman Sachs SP (Asia)	HSI R Bear CBBC Feb 2017 D	0.2500	24,700 per 10,000 units	24,500 per 10,000 units	2017/02/27	200,000,000	2016/09/09

Newly listed callable bull/bear contracts (continued)

Code	Issuer	Name of issue	Issue prices (HK\$)	Strike price (HKD) / Strike level per 10 units	Call price (HKD) / Call level per 10 units	Expiry date	No. of issue (units)	Listing date
69055	Goldman Sachs SP (Asia)	HSI R Bear CBBC Feb 2017 E	0.2500	24,900 per 10,000 units	24,700 per 10,000 units	2017/02/27	200,000,000	2016/09/09
69001	HK Bank	ABC R Bull CBBC Aug 2017 C	0.2500	3.0000	3.0800	2017/08/11	50,000,000	2016/09/09
69002	HK Bank	ABC R Bear CBBC May 2017 A	0.2500	3.9600	3.8800	2017/05/08	40,000,000	2016/09/09
68983	HK Bank	BOCL R Bear CBBC May 2017 A	0.2500	4.2600	4.1800	2017/05/08	40,000,000	2016/09/09
69000	HK Bank	CC Bank R Bear CBBC May 2017 B	0.2500	7.0600	6.9800	2017/05/08	40,000,000	2016/09/09
68995	HK Bank	HSI R Bull CBBC Jun 2017 I	0.2500	22,148 per 20,000 units	22,398 per 20,000 units	2017/06/29	150,000,000	2016/09/09
68998	HK Bank	HSI R Bull CBBC Jun 2017 J	0.2500	22,898 per 15,000 units	23,098 per 15,000 units	2017/06/29	150,000,000	2016/09/09
68989	HK Bank	HSI R Bull CBBC Jul 2017 K	0.2500	21,948 per 20,000 units	22,198 per 20,000 units	2017/07/28	150,000,000	2016/09/09
68992	HK Bank	HSI R Bull CBBC Aug 2017 I	0.2500	21,748 per 20,000 units	21,998 per 20,000 units	2017/08/30	150,000,000	2016/09/09
68999	HK Bank	Sands China R Bull CBBC Aug 2017 C	0.2500	29.48 per 100 units	30.28 per 100 units	2017/08/11	40,000,000	2016/09/09
68973	Haitong Int'l Sec	HSI R Bull CBBC Dec 2017 G	0.2530	22,600 per 10,000 units	22,800 per 10,000 units	2017/12/28	125,000,000	2016/09/09
68979	Haitong Int'l Sec	HSI R Bull CBBC Dec 2017 H	0.2530	22,700 per 10,000 units	22,900 per 10,000 units	2017/12/28	125,000,000	2016/09/09
68980	Haitong Int'l Sec	HSI R Bear CBBC Jan 2017 H	0.2500	23,400 per 10,000 units	23,200 per 10,000 units	2017/01/26	125,000,000	2016/09/09
68982	Haitong Int'l Sec	HSI R Bear CBBC Jan 2017 I	0.2500	23,588 per 10,000 units	23,388 per 10,000 units	2017/01/26	125,000,000	2016/09/09
69067	J P Morgan SP BV	CKH R Bull CBBC Oct 2017 A	0.2500	95.38 per 100 units	96.88 per 100 units	2017/10/20	80,000,000	2016/09/09
69062	J P Morgan SP BV	HSI R Bull CBBC Oct 2017 E	0.2500	23,166 per 10,000 units	23,266 per 10,000 units	2017/10/30	200,000,000	2016/09/09
69065	J P Morgan SP BV	HSI R Bull CBBC Oct 2017 F	0.2500	22,868 per 10,000 units	22,968 per 10,000 units	2017/10/30	200,000,000	2016/09/09
69057	J P Morgan SP BV	HSI R Bear CBBC Dec 2016 O	0.2500	23,400 per 10,000 units	23,200 per 10,000 units	2016/12/29	200,000,000	2016/09/09
69066	J P Morgan SP BV	HSI R Bear CBBC Jan 2017 H	0.2500	24,448 per 10,000 units	24,348 per 10,000 units	2017/01/26	200,000,000	2016/09/09
69061	J P Morgan SP BV	Ping An R Bull CBBC Dec 2017 B	0.2500	39.28 per 100 units	39.88 per 100 units	2017/12/15	100,000,000	2016/09/09
69009	SG Issuer	HSBC R Bull CBBC Sep 2018 D	0.2500	53.58 per 100 units	55.08 per 100 units	2018/09/27	100,000,000	2016/09/09
69010	SG Issuer	HSBC R Bull CBBC Nov 2018 C	0.2500	55.58 per 100 units	57.08 per 100 units	2018/11/29	100,000,000	2016/09/09
69015	SG Issuer	HSBC R Bear CBBC May 2017 B	0.2500	65.38 per 100 units	63.88 per 100 units	2017/05/29	100,000,000	2016/09/09
69016	SG Issuer	HSBC R Bear CBBC May 2017 C	0.2500	68.38 per 100 units	66.88 per 100 units	2017/05/29	100,000,000	2016/09/09
69035	SG Issuer	HSI R Bull CBBC Mar 2018 N	0.2500	22,958 per 12,000 units	23,058 per 12,000 units	2018/03/28	200,000,000	2016/09/09
69039	SG Issuer	HSI R Bull CBBC Mar 2018 O	0.2500	23,108 per 10,000 units	23,208 per 10,000 units	2018/03/28	200,000,000	2016/09/09
69042	SG Issuer	HSI R Bull CBBC Mar 2018 P	0.2500	23,158 per 12,000 units	23,258 per 12,000 units	2018/03/28	200,000,000	2016/09/09
69043	SG Issuer	HSI R Bear CBBC Jan 2017 J	0.2500	23,388 per 10,000 units	23,288 per 10,000 units	2017/01/26	200,000,000	2016/09/09
69045	SG Issuer	HSI R Bear CBBC Jan 2017 K	0.2500	25,088 per 10,000 units	24,988 per 10,000 units	2017/01/26	200,000,000	2016/09/09
69046	SG Issuer	HSI R Bear CBBC Jan 2017 L	0.2500	25,238 per 12,000 units	25,138 per 12,000 units	2017/01/26	200,000,000	2016/09/09
69052	UBS AG	HSI R Bull CBBC Oct 2017 B	0.2500	23,066 per 12,000 units	23,266 per 12,000 units	2017/10/30	200,000,000	2016/09/09
69051	UBS AG	HSI R Bull CBBC Dec 2017 D	0.2500	22,900 per 10,000 units	23,100 per 10,000 units	2017/12/28	200,000,000	2016/09/09
69048	UBS AG	HSI R Bear CBBC Jan 2017 N	0.2500	23,363 per 12,000 units	23,163 per 12,000 units	2017/01/26	200,000,000	2016/09/09
69049	UBS AG	HSI R Bear CBBC Feb 2017 C	0.2500	23,500 per 10,000 units	23,300 per 10,000 units	2017/02/27	200,000,000	2016/09/09
69153	BNP Paribas Arbit Issu B.V.	HSCEI R Bull CBBC Dec 2017 A	0.2500	9,200 per 10,000 units	9,400 per 10,000 units	2017/12/28	100,000,000	2016/09/12
69155	BNP Paribas Arbit Issu B.V.	HSCEI R Bear CBBC Mar 2017 H	0.2500	11,800 per 10,000 units	11,600 per 10,000 units	2017/03/30	100,000,000	2016/09/12
69123	BNP Paribas Arbit Issu B.V.	HSI R Bull CBBC Nov 2017 E	0.2500	23,100 per 10,000 units	23,300 per 10,000 units	2017/11/29	250,000,000	2016/09/12
69130	BNP Paribas Arbit Issu B.V.	HSI R Bull CBBC Nov 2017 F	0.2500	23,300 per 10,000 units	23,500 per 10,000 units	2017/11/29	250,000,000	2016/09/12
69127	BNP Paribas Arbit Issu B.V.	HSI R Bull CBBC Dec 2017 F	0.2500	23,200 per 10,000 units	23,400 per 10,000 units	2017/12/28	250,000,000	2016/09/12
69131	BNP Paribas Arbit Issu B.V.	HSI R Bull CBBC Dec 2017 G	0.2500	23,400 per 10,000 units	23,600 per 10,000 units	2017/12/28	250,000,000	2016/09/12
69082	BNP Paribas Arbit Issu B.V.	HSI R Bear CBBC Feb 2017 E	0.2500	23,600 per 10,000 units	23,400 per 10,000 units	2017/02/27	250,000,000	2016/09/12
69140	BNP Paribas Arbit Issu B.V.	HSI R Bear CBBC Feb 2017 F	0.2500	26,000 per 10,000 units	25,800 per 10,000 units	2017/02/27	250,000,000	2016/09/12
69091	BNP Paribas Arbit Issu B.V.	HSI R Bear CBBC Feb 2017 J	0.2500	23,800 per 10,000 units	23,600 per 10,000 units	2017/02/27	250,000,000	2016/09/12

Newly listed callable bull/bear contracts (continued)

Code	Issuer	Name of issue	Issue prices (HK\$)	Strike price (HKD) / Strike level per 10 units	Call price (HKD) / Call level per 10 units	Expiry date	No. of issue (units)	Listing date
69142	BNP Paribas Arbit Issu B.V.	HSI R Bear CBBC Feb 2017 M	0.2600	26,200 per 10,000 units	26,000 per 10,000 units	2017/02/27	250,000,000	2016/09/12
69089	BNP Paribas Arbit Issu B.V.	HSI R Bear CBBC Mar 2017 C	0.2500	23,700 per 10,000 units	23,500 per 10,000 units	2017/03/30	250,000,000	2016/09/12
69138	BNP Paribas Arbit Issu B.V.	HSI R Bear CBBC Mar 2017 G	0.2500	25,300 per 10,000 units	25,100 per 10,000 units	2017/03/30	250,000,000	2016/09/12
69139	BNP Paribas Arbit Issu B.V.	HSI R Bear CBBC Mar 2017 O	0.2500	25,500 per 10,000 units	25,300 per 10,000 units	2017/03/30	250,000,000	2016/09/12
69133	BNP Paribas Arbit Issu B.V.	HSI R Bear CBBC Mar 2017 P	0.2500	25,100 per 10,000 units	24,900 per 10,000 units	2017/03/30	250,000,000	2016/09/12
69231	Credit Suisse AG	HSBC R Bull CBBC Nov 2017 B	0.2500	57.38 per 100 units	58.88 per 100 units	2017/11/10	60,000,000	2016/09/12
69235	Credit Suisse AG	HSBC R Bear CBBC Apr 2017 A	0.2500	68.18 per 100 units	66.68 per 100 units	2017/04/13	60,000,000	2016/09/12
69250	Credit Suisse AG	HSI R Bull CBBC Dec 2017 T	0.2500	23,000 per 10,000 units	23,200 per 10,000 units	2017/12/28	200,000,000	2016/09/12
69251	Credit Suisse AG	HSI R Bull CBBC Dec 2017 U	0.2500	23,150 per 10,000 units	23,350 per 10,000 units	2017/12/28	200,000,000	2016/09/12
69252	Credit Suisse AG	HSI R Bull CBBC Dec 2017 V	0.2500	23,300 per 10,000 units	23,500 per 10,000 units	2017/12/28	200,000,000	2016/09/12
69253	Credit Suisse AG	HSI R Bull CBBC Dec 2017 W	0.2500	23,466 per 12,000 units	23,666 per 12,000 units	2017/12/28	200,000,000	2016/09/12
69197	Credit Suisse AG	HSI R Bear CBBC Dec 2016 D	0.2500	23,550 per 10,000 units	23,350 per 10,000 units	2016/12/29	200,000,000	2016/09/12
69198	Credit Suisse AG	HSI R Bear CBBC Dec 2016 J	0.2500	23,750 per 10,000 units	23,550 per 10,000 units	2016/12/29	200,000,000	2016/09/12
69201	Credit Suisse AG	HSI R Bear CBBC Dec 2016 O	0.2500	24,550 per 10,000 units	24,350 per 10,000 units	2016/12/29	200,000,000	2016/09/12
69200	Credit Suisse AG	HSI R Bear CBBC Jan 2017 T	0.2500	24,350 per 10,000 units	24,150 per 10,000 units	2017/01/26	200,000,000	2016/09/12
69207	Credit Suisse AG	HSI R Bear CBBC Feb 2017 B	0.2500	24,750 per 10,000 units	24,550 per 10,000 units	2017/02/27	200,000,000	2016/09/12
69211	Credit Suisse AG	HSI R Bear CBBC Feb 2017 C	0.2500	25,400 per 10,000 units	25,200 per 10,000 units	2017/02/27	200,000,000	2016/09/12
69223	Credit Suisse AG	HSI R Bear CBBC Feb 2017 D	0.2500	25,600 per 10,000 units	25,400 per 10,000 units	2017/02/27	200,000,000	2016/09/12
69230	Credit Suisse AG	HSI R Bear CBBC Mar 2017 E	0.3200	26,200 per 10,000 units	26,000 per 10,000 units	2017/03/30	200,000,000	2016/09/12
69244	Credit Suisse AG	Ping An R Bull CBBC Oct 2017 B	0.2500	38.78 per 100 units	39.38 per 100 units	2017/10/27	40,000,000	2016/09/12
69245	Credit Suisse AG	Ping An R Bear CBBC May 2017 A	0.2500	47.30 per 100 units	46.70 per 100 units	2017/05/26	40,000,000	2016/09/12
69242	Credit Suisse AG	Tencent R Bull CBBC Aug 2017 A	0.2500	202.50 per 100 units	205 per 100 units	2017/08/25	40,000,000	2016/09/12
69243	Credit Suisse AG	Tencent R Bear CBBC Mar 2017 C	0.2500	231.30 per 100 units	228.80 per 100 units	2017/03/24	40,000,000	2016/09/12
69179	Goldman Sachs SP (Asia)	HSI R Bull CBBC Oct 2017 T	0.2500	23,566 per 10,000 units	23,666 per 10,000 units	2017/10/30	200,000,000	2016/09/12
69196	Goldman Sachs SP (Asia)	HSI R Bull CBBC Oct 2017 U	0.2500	23,100 per 10,000 units	23,300 per 10,000 units	2017/10/30	200,000,000	2016/09/12
69068	Goldman Sachs SP (Asia)	HSI R Bear CBBC Feb 2017 F	0.2500	23,600 per 10,000 units	23,400 per 10,000 units	2017/02/27	200,000,000	2016/09/12
69070	Goldman Sachs SP (Asia)	HSI R Bear CBBC Feb 2017 G	0.2500	23,800 per 10,000 units	23,600 per 10,000 units	2017/02/27	200,000,000	2016/09/12
69120	HK Bank	HKEX R Bull CBBC Sep 2017 F	0.2500	190.88 per 100 units	192.88 per 100 units	2017/09/28	50,000,000	2016/09/12
69117	HK Bank	HKEX R Bull CBBC Oct 2017 E	0.2500	187.88 per 100 units	189.88 per 100 units	2017/10/30	50,000,000	2016/09/12
69102	HK Bank	HSCEI R Bull CBBC Jun 2017 B	0.2500	9,538 per 10,000 units	9,638 per 10,000 units	2017/06/29	60,000,000	2016/09/12
69104	HK Bank	HSCEI R Bear CBBC May 2017 C	0.2500	11,088 per 10,000 units	10,988 per 10,000 units	2017/05/29	50,000,000	2016/09/12
69093	HK Bank	HSI R Bull CBBC Aug 2017 J	0.2500	23,098 per 15,000 units	23,298 per 15,000 units	2017/08/30	150,000,000	2016/09/12
69096	HK Bank	HSI R Bull CBBC Sep 2017 E	0.2500	23,298 per 15,000 units	23,498 per 15,000 units	2017/09/28	150,000,000	2016/09/12
69097	HK Bank	HSI R Bear CBBC Mar 2017 N	0.2500	24,888 per 15,000 units	24,688 per 15,000 units	2017/03/30	150,000,000	2016/09/12
69099	HK Bank	HSI R Bear CBBC Apr 2017 H	0.2500	25,188 per 15,000 units	24,988 per 15,000 units	2017/04/27	150,000,000	2016/09/12
69106	HK Bank	Tencent R Bull CBBC Jul 2017 I	0.2500	202.88 per 100 units	204.88 per 100 units	2017/07/17	50,000,000	2016/09/12
69110	HK Bank	Tencent R Bear CBBC Aug 2017 C	0.3500	237.88 per 100 units	235.88 per 100 units	2017/08/31	40,000,000	2016/09/12
69072	Haitong Int'l Sec	HSI R Bull CBBC Dec 2017 I	0.2510	22,600 per 10,000 units	22,800 per 10,000 units	2017/12/28	150,000,000	2016/09/12
69075	Haitong Int'l Sec	HSI R Bull CBBC Dec 2017 J	0.2500	22,800 per 10,000 units	23,000 per 10,000 units	2017/12/28	150,000,000	2016/09/12
69076	Haitong Int'l Sec	HSI R Bear CBBC Jan 2017 J	0.2510	23,688 per 10,000 units	23,488 per 10,000 units	2017/01/26	150,000,000	2016/09/12
69077	Haitong Int'l Sec	HSI R Bear CBBC Jan 2017 K	0.2530	23,788 per 10,000 units	23,588 per 10,000 units	2017/01/26	150,000,000	2016/09/12
69080	Haitong Int'l Sec	HSI R Bear CBBC Jan 2017 L	0.2510	23,888 per 10,000 units	23,688 per 10,000 units	2017/01/26	150,000,000	2016/09/12
69308	J P Morgan SP BV	HKEX R Bull CBBC Dec 2017 A	0.2500	189.88 per 100 units	191.88 per 100 units	2017/12/15	40,000,000	2016/09/12

Newly listed callable bull/bear contracts (continued)

Code	Issuer	Name of issue	Issue prices (HK\$)	Strike price (HKD) / Strike level per 10 units	Call price (HKD) / Call level per 10 units	Expiry date	No. of issue (units)	Listing date
69310	J P Morgan SP BV	HSBC R Bull CBBC Nov 2017 E	0.2500	57.38 per 100 units	58.88 per 100 units	2017/11/17	100,000,000	2016/09/12
69193	J P Morgan SP BV	HSI R Bull CBBC Oct 2017 G	0.2500	23,200 per 10,000 units	23,400 per 10,000 units	2017/10/30	200,000,000	2016/09/12
69194	J P Morgan SP BV	HSI R Bull CBBC Nov 2017 C	0.2500	22,900 per 10,000 units	23,100 per 10,000 units	2017/11/29	200,000,000	2016/09/12
69195	J P Morgan SP BV	HSI R Bull CBBC Dec 2017 O	0.2500	23,566 per 10,000 units	23,666 per 10,000 units	2017/12/28	200,000,000	2016/09/12
69182	J P Morgan SP BV	HSI R Bear CBBC Dec 2016 P	0.2500	23,500 per 10,000 units	23,300 per 10,000 units	2016/12/29	200,000,000	2016/09/12
69185	J P Morgan SP BV	HSI R Bear CBBC Dec 2016 R	0.2500	23,700 per 10,000 units	23,500 per 10,000 units	2016/12/29	200,000,000	2016/09/12
69191	J P Morgan SP BV	HSI R Bear CBBC Dec 2016 S	0.2500	24,548 per 10,000 units	24,448 per 10,000 units	2016/12/29	200,000,000	2016/09/12
69192	J P Morgan SP BV	HSI R Bear CBBC Jan 2017 J	0.2500	25,000 per 10,000 units	24,800 per 10,000 units	2017/01/26	200,000,000	2016/09/12
69311	J P Morgan SP BV	Tencent R Bull CBBC Oct 2017 A	0.2500	204.38 per 100 units	206.88 per 100 units	2017/10/20	40,000,000	2016/09/12
69307	J P Morgan SP BV	Tencent R Bear CBBC Sep 2017 A	0.2500	232.88 per 100 units	230.08 per 100 units	2017/09/15	40,000,000	2016/09/12
69156	Macquarie Bank Ltd.	HSI R Bull CBBC Apr 2017 E	0.2500	22,800 per 20,000 units	23,000 per 20,000 units	2017/04/27	40,000,000	2016/09/12
69157	Macquarie Bank Ltd.	HSI R Bull CBBC Apr 2017 F	0.2550	22,550 per 20,000 units	22,750 per 20,000 units	2017/04/27	40,000,000	2016/09/12
69158	Macquarie Bank Ltd.	HSI R Bear CBBC Mar 2017 M	0.2500	26,000 per 20,000 units	25,800 per 20,000 units	2017/03/30	40,000,000	2016/09/12
69162	SG Issuer	CKH R Bull CBBC Sep 2017 A	0.2500	94.58 per 100 units	96.08 per 100 units	2017/09/28	100,000,000	2016/09/12
69161	SG Issuer	CKH R Bull CBBC Oct 2017 A	0.2500	90.58 per 100 units	92.08 per 100 units	2017/10/30	100,000,000	2016/09/12
69160	SG Issuer	CKH R Bull CBBC Nov 2017 A	0.2500	86.58 per 100 units	88.08 per 100 units	2017/11/29	100,000,000	2016/09/12
69159	SG Issuer	CKH R Bull CBBC Dec 2017 D	0.2500	82.58 per 100 units	84.08 per 100 units	2017/12/28	100,000,000	2016/09/12
69164	SG Issuer	CKH R Bear CBBC May 2018 A	0.2500	110.38 per 100 units	108.88 per 100 units	2018/05/30	100,000,000	2016/09/12
69282	SG Issuer	HSI R Bull CBBC Jan 2018 R	0.2500	23,458 per 12,000 units	23,558 per 12,000 units	2018/01/30	200,000,000	2016/09/12
69289	SG Issuer	HSI R Bull CBBC Jan 2018 S	0.2500	23,508 per 10,000 units	23,608 per 10,000 units	2018/01/30	200,000,000	2016/09/12
69281	SG Issuer	HSI R Bull CBBC Mar 2018 Q	0.2500	23,308 per 10,000 units	23,408 per 10,000 units	2018/03/28	200,000,000	2016/09/12
69290	SG Issuer	HSI R Bear CBBC Jan 2017 M	0.2500	23,788 per 10,000 units	23,688 per 10,000 units	2017/01/26	200,000,000	2016/09/12
69293	SG Issuer	HSI R Bear CBBC Jan 2017 N	0.2500	25,188 per 10,000 units	25,088 per 10,000 units	2017/01/26	200,000,000	2016/09/12
69297	SG Issuer	HSI R Bear CBBC Jan 2017 O	0.2500	25,388 per 10,000 units	25,288 per 10,000 units	2017/01/26	200,000,000	2016/09/12
69298	SG Issuer	HSI R Bear CBBC Jan 2017 P	0.2500	25,438 per 12,000 units	25,338 per 12,000 units	2017/01/26	200,000,000	2016/09/12
69300	SG Issuer	HSI R Bear CBBC Jan 2017 Q	0.2500	25,588 per 10,000 units	25,388 per 10,000 units	2017/01/26	200,000,000	2016/09/12
69302	SG Issuer	HSI R Bear CBBC Jan 2017 R	0.2500	25,638 per 12,000 units	25,538 per 12,000 units	2017/01/26	200,000,000	2016/09/12
69303	SG Issuer	HSI R Bear CBBC Jan 2017 S	0.2500	25,738 per 12,000 units	25,638 per 12,000 units	2017/01/26	200,000,000	2016/09/12
69306	SG Issuer	HSI R Bear CBBC Jan 2017 T	0.2500	25,988 per 10,000 units	25,888 per 10,000 units	2017/01/26	200,000,000	2016/09/12
69305	SG Issuer	HSI R Bear CBBC Feb 2017 R	0.2650	26,188 per 10,000 units	26,088 per 10,000 units	2017/02/27	200,000,000	2016/09/12
69304	SG Issuer	HSI R Bear CBBC Feb 2017 Z	0.2500	26,438 per 12,000 units	26,338 per 12,000 units	2017/02/27	200,000,000	2016/09/12
69165	SG Issuer	Ping An R Bull CBBC Nov 2017 C	0.2500	40.48 per 100 units	41.08 per 100 units	2017/11/29	100,000,000	2016/09/12
69167	SG Issuer	Ping An R Bear CBBC Jul 2017 A	0.2500	49.48 per 100 units	48.88 per 100 units	2017/07/28	100,000,000	2016/09/12
69168	SG Issuer	Ping An R Bear CBBC Sep 2017 B	0.2500	53.48 per 100 units	52.88 per 100 units	2017/09/28	100,000,000	2016/09/12
69173	SG Issuer	Tencent R Bull CBBC Sep 2017 E	0.2500	204.58 per 100 units	206.08 per 100 units	2017/09/28	100,000,000	2016/09/12
69169	SG Issuer	Tencent R Bull CBBC Nov 2017 B	0.2500	200.58 per 100 units	202.08 per 100 units	2017/11/29	100,000,000	2016/09/12
69177	SG Issuer	Tencent R Bear CBBC Jun 2017 A	0.2500	227.38 per 100 units	225.88 per 100 units	2017/06/29	100,000,000	2016/09/12
69262	UBS AG	HSI R Bull CBBC Sep 2017 K	0.2500	23,466 per 12,000 units	23,666 per 12,000 units	2017/09/28	200,000,000	2016/09/12
69280	UBS AG	HSI R Bull CBBC Sep 2017 M	0.2500	22,850 per 12,000 units	23,050 per 12,000 units	2017/09/28	200,000,000	2016/09/12
69275	UBS AG	HSI R Bull CBBC Oct 2017 P	0.2500	23,150 per 10,000 units	23,350 per 10,000 units	2017/10/30	200,000,000	2016/09/12
69272	UBS AG	HSI R Bull CBBC Nov 2017 J	0.2500	23,300 per 10,000 units	23,500 per 10,000 units	2017/11/29	200,000,000	2016/09/12
69279	UBS AG	HSI R Bull CBBC Dec 2017 E	0.2500	23,000 per 10,000 units	23,200 per 10,000 units	2017/12/28	200,000,000	2016/09/12
69258	UBS AG	HSI R Bear CBBC Dec 2016 X	0.2500	23,550 per 10,000 units	23,350 per 10,000 units	2016/12/29	200,000,000	2016/09/12

Newly listed callable bull/bear contracts (continued)

Code	Issuer	Name of issue	Issue prices (HK\$)	Strike price (HKD) / Strike level per 10 units	Call price (HKD) / Call level per 10 units	Expiry date	No. of issue (units)	Listing date
69261	UBS AG	HSI R Bear CBBC Dec 2016 Y	0.2500	23,850 per 12,000 units	23,650 per 12,000 units	2016/12/29	200,000,000	2016/09/12
69259	UBS AG	HSI R Bear CBBC Feb 2017 E	0.2500	23,700 per 10,000 units	23,500 per 10,000 units	2017/02/27	200,000,000	2016/09/12
69256	UBS AG	HSI R Bear CBBC Mar 2017 E	0.2500	23,467 per 14,000 units	23,267 per 14,000 units	2017/03/30	200,000,000	2016/09/12
69330	BNP Paribas Arbit Issu B.V.	HSI R Bull CBBC Nov 2017 G	0.2500	23,500 per 10,000 units	23,700 per 10,000 units	2017/11/29	250,000,000	2016/09/13
69331	BNP Paribas Arbit Issu B.V.	HSI R Bear CBBC Feb 2017 G	0.2500	25,600 per 10,000 units	25,400 per 10,000 units	2017/02/27	250,000,000	2016/09/13
69312	BNP Paribas Arbit Issu B.V.	HSI R Bear CBBC Mar 2017 J	0.2500	23,900 per 10,000 units	23,700 per 10,000 units	2017/03/30	250,000,000	2016/09/13
69380	Credit Suisse AG	HKEX R Bull CBBC Sep 2017 A	0.2500	192.80 per 100 units	194.80 per 100 units	2017/09/29	50,000,000	2016/09/13
69339	Credit Suisse AG	HSCEI R Bull CBBC Nov 2017 B	0.2500	9,678 per 10,000 units	9,828 per 10,000 units	2017/11/29	100,000,000	2016/09/13
69340	Credit Suisse AG	HSCEI R Bear CBBC Feb 2017 A	0.2500	10,750 per 10,000 units	10,600 per 10,000 units	2017/02/27	100,000,000	2016/09/13
69385	Credit Suisse AG	HSI R Bull CBBC Nov 2017 C	0.2500	23,250 per 10,000 units	23,450 per 10,000 units	2017/11/29	200,000,000	2016/09/13
69387	Credit Suisse AG	HSI R Bull CBBC Nov 2017 D	0.2500	23,587 per 12,000 units	23,787 per 12,000 units	2017/11/29	200,000,000	2016/09/13
69383	Credit Suisse AG	HSI R Bull CBBC Nov 2017 Q	0.2500	23,100 per 10,000 units	23,300 per 10,000 units	2017/11/29	200,000,000	2016/09/13
69386	Credit Suisse AG	HSI R Bull CBBC Nov 2017 S	0.2500	23,400 per 10,000 units	23,600 per 10,000 units	2017/11/29	200,000,000	2016/09/13
69341	Credit Suisse AG	HSI R Bear CBBC Dec 2016 P	0.2500	23,850 per 10,000 units	23,650 per 10,000 units	2016/12/29	200,000,000	2016/09/13
69342	Credit Suisse AG	HSI R Bear CBBC Feb 2017 E	0.2500	24,650 per 10,000 units	24,450 per 10,000 units	2017/02/27	200,000,000	2016/09/13
69353	Credit Suisse AG	HSI R Bear CBBC Feb 2017 F	0.2500	24,850 per 10,000 units	24,650 per 10,000 units	2017/02/27	200,000,000	2016/09/13
69355	Credit Suisse AG	HSI R Bear CBBC Mar 2017 F	0.2500	25,050 per 10,000 units	24,850 per 10,000 units	2017/03/30	200,000,000	2016/09/13
69356	Credit Suisse AG	HSI R Bear CBBC Apr 2017 C	0.2600	26,000 per 10,000 units	25,800 per 10,000 units	2017/04/27	200,000,000	2016/09/13
69364	Credit Suisse AG	Tencent R Bull CBBC Sep 2017 A	0.2500	209.30 per 100 units	211.80 per 100 units	2017/09/29	50,000,000	2016/09/13
69372	Credit Suisse AG	Tencent R Bear CBBC Apr 2017 C	0.3000	240.50 per 100 units	238 per 100 units	2017/04/28	40,000,000	2016/09/13
69388	Goldman Sachs SP (Asia)	HSI R Bull CBBC Oct 2017 V	0.2500	23,587 per 10,000 units	23,787 per 10,000 units	2017/10/30	200,000,000	2016/09/13
69389	Goldman Sachs SP (Asia)	HSI R Bull CBBC Jan 2018 D	0.2500	23,300 per 10,000 units	23,500 per 10,000 units	2018/01/30	200,000,000	2016/09/13
69328	Goldman Sachs SP (Asia)	HSI R Bear CBBC Feb 2017 H	0.2500	23,900 per 10,000 units	23,700 per 10,000 units	2017/02/27	200,000,000	2016/09/13
69391	Goldman Sachs SP (Asia)	HSI R Bear CBBC Mar 2017 C	0.2500	25,000 per 10,000 units	24,800 per 10,000 units	2017/03/30	200,000,000	2016/09/13
69399	Goldman Sachs SP (Asia)	HSI R Bear CBBC Mar 2017 D	0.2500	25,200 per 10,000 units	25,000 per 10,000 units	2017/03/30	200,000,000	2016/09/13
69400	Goldman Sachs SP (Asia)	HSI R Bear CBBC Mar 2017 E	0.2500	25,400 per 10,000 units	25,200 per 10,000 units	2017/03/30	200,000,000	2016/09/13
69316	HK Bank	HKEX R Bull CBBC Sep 2017 G	0.2500	193.88 per 100 units	195.88 per 100 units	2017/09/28	50,000,000	2016/09/13
69314	HK Bank	HSI R Bear CBBC May 2017 C	0.2500	25,388 per 15,000 units	25,188 per 15,000 units	2017/05/29	150,000,000	2016/09/13
69320	HK Bank	HSI R Bear CBBC May 2017 D	0.2500	25,838 per 20,000 units	25,588 per 20,000 units	2017/05/29	200,000,000	2016/09/13
69321	HK Bank	Tencent R Bull CBBC Jul 2017 J	0.2500	205.88 per 100 units	207.88 per 100 units	2017/07/24	50,000,000	2016/09/13
69327	HK Bank	Tencent R Bull CBBC Aug 2017 I	0.2500	208.88 per 100 units	210.88 per 100 units	2017/08/31	50,000,000	2016/09/13
69319	HK Bank	Tencent R Bear CBBC Nov 2017 A	0.4500	247.88 per 100 units	245.88 per 100 units	2017/11/30	40,000,000	2016/09/13
69326	HK Bank	Tencent R Bear CBBC Nov 2017 B	0.5000	252.88 per 100 units	250.88 per 100 units	2017/11/30	40,000,000	2016/09/13
69478	J P Morgan SP BV	AIA R Bull CBBC Oct 2017 A	0.2500	48.28 per 100 units	48.88 per 100 units	2017/10/20	100,000,000	2016/09/13
69489	J P Morgan SP BV	China Life R Bull CBBC Jan 2018 A	0.2500	18.38 per 100 units	18.88 per 100 units	2018/01/19	100,000,000	2016/09/13
69482	J P Morgan SP BV	HKEX R Bull CBBC Oct 2017 E	0.2500	192.88 per 100 units	194.88 per 100 units	2017/10/20	40,000,000	2016/09/13
69477	J P Morgan SP BV	HSCEI R Bull CBBC Sep 2017 D	0.2500	9,400 per 10,000 units	9,500 per 10,000 units	2017/09/28	100,000,000	2016/09/13
69476	J P Morgan SP BV	HSCEI R Bear CBBC Apr 2017 A	0.2500	11,100 per 10,000 units	11,000 per 10,000 units	2017/04/27	100,000,000	2016/09/13
69475	J P Morgan SP BV	HSI R Bull CBBC Oct 2017 R	0.2500	23,687 per 10,000 units	23,787 per 10,000 units	2017/10/30	200,000,000	2016/09/13
69473	J P Morgan SP BV	HSI R Bull CBBC Jan 2018 V	0.2500	23,300 per 10,000 units	23,500 per 10,000 units	2018/01/30	200,000,000	2016/09/13
69470	J P Morgan SP BV	HSI R Bull CBBC Feb 2018 E	0.2500	23,000 per 10,000 units	23,200 per 10,000 units	2018/02/27	200,000,000	2016/09/13
69466	J P Morgan SP BV	HSI R Bear CBBC Dec 2016 A	0.2500	24,648 per 10,000 units	24,548 per 10,000 units	2016/12/29	200,000,000	2016/09/13
69462	J P Morgan SP BV	HSI R Bear CBBC Dec 2016 T	0.2500	23,750 per 10,000 units	23,650 per 10,000 units	2016/12/29	200,000,000	2016/09/13

Newly listed callable bull/bear contracts (continued)

Code	Issuer	Name of issue	Issue prices (HK\$)	Strike price (HKD) / Strike level per 10 units	Call price (HKD) / Call level per 10 units	Expiry date	No. of issue (units)	Listing date
69464	J P Morgan SP BV	HSI R Bear CBBC Jan 2017 F	0.2500	25,300 per 10,000 units	25,100 per 10,000 units	2017/01/26	200,000,000	2016/09/13
69465	J P Morgan SP BV	HSI R Bear CBBC Jan 2017 K	0.2500	25,100 per 10,000 units	24,900 per 10,000 units	2017/01/26	200,000,000	2016/09/13
69463	J P Morgan SP BV	HSI R Bear CBBC Apr 2017 B	0.3050	26,700 per 10,000 units	26,500 per 10,000 units	2017/04/27	200,000,000	2016/09/13
69479	J P Morgan SP BV	Ping An R Bull CBBC Nov 2017 B	0.2500	40.28 per 100 units	40.88 per 100 units	2017/11/17	150,000,000	2016/09/13
69484	J P Morgan SP BV	Tencent R Bull CBBC Dec 2017 A	0.2500	210.38 per 100 units	212.88 per 100 units	2017/12/15	40,000,000	2016/09/13
69483	J P Morgan SP BV	Tencent R Bear CBBC Oct 2017 A	0.2500	236.88 per 100 units	234.08 per 100 units	2017/10/20	40,000,000	2016/09/13
69329	Macquarie Bank Ltd.	HSI R Bull CBBC Apr 2017 G	0.2500	23,050 per 20,000 units	23,250 per 20,000 units	2017/04/27	40,000,000	2016/09/13
69426	SG Issuer	HSI R Bull CBBC Mar 2018 R	0.2500	23,258 per 12,000 units	23,358 per 12,000 units	2018/03/28	200,000,000	2016/09/13
69427	SG Issuer	HSI R Bull CBBC Mar 2018 S	0.2500	23,358 per 12,000 units	23,458 per 12,000 units	2018/03/28	200,000,000	2016/09/13
69437	SG Issuer	HSI R Bull CBBC Mar 2018 T	0.2500	23,508 per 10,000 units	23,708 per 10,000 units	2018/03/28	200,000,000	2016/09/13
69439	SG Issuer	HSI R Bull CBBC Mar 2018 U	0.2500	23,658 per 12,000 units	23,758 per 12,000 units	2018/03/28	200,000,000	2016/09/13
69444	SG Issuer	HSI R Bear CBBC Jan 2017 U	0.2500	25,388 per 10,000 units	25,188 per 10,000 units	2017/01/26	200,000,000	2016/09/13
69445	SG Issuer	HSI R Bear CBBC Jan 2017 V	0.2500	25,588 per 10,000 units	25,488 per 10,000 units	2017/01/26	200,000,000	2016/09/13
69454	SG Issuer	HSI R Bear CBBC Jan 2017 W	0.2500	25,788 per 10,000 units	25,588 per 10,000 units	2017/01/26	200,000,000	2016/09/13
69457	SG Issuer	HSI R Bear CBBC Feb 2017 S	0.2550	26,738 per 12,000 units	26,638 per 12,000 units	2017/02/27	200,000,000	2016/09/13
69458	SG Issuer	Tencent R Bull CBBC Nov 2017 C	0.2500	208.58 per 100 units	210.08 per 100 units	2017/11/29	100,000,000	2016/09/13
69459	SG Issuer	Tencent R Bear CBBC May 2017 C	0.2500	232.38 per 100 units	230.88 per 100 units	2017/05/29	100,000,000	2016/09/13
69460	SG Issuer	Tencent R Bear CBBC Jul 2017 A	0.2500	237.38 per 100 units	235.88 per 100 units	2017/07/28	100,000,000	2016/09/13
69417	UBS AG	HSI R Bull CBBC Sep 2017 J	0.2500	23,100 per 10,000 units	23,300 per 10,000 units	2017/09/28	200,000,000	2016/09/13
69416	UBS AG	HSI R Bull CBBC Sep 2017 N	0.2500	23,250 per 10,000 units	23,450 per 10,000 units	2017/09/28	200,000,000	2016/09/13
69419	UBS AG	HSI R Bull CBBC Nov 2017 B	0.2500	23,587 per 12,000 units	23,787 per 12,000 units	2017/11/29	200,000,000	2016/09/13
69414	UBS AG	HSI R Bull CBBC Dec 2017 I	0.2500	23,400 per 10,000 units	23,600 per 10,000 units	2017/12/28	200,000,000	2016/09/13
69404	UBS AG	HSI R Bear CBBC Jan 2017 F	0.2500	24,650 per 10,000 units	24,450 per 10,000 units	2017/01/26	200,000,000	2016/09/13
69403	UBS AG	HSI R Bear CBBC Jan 2017 O	0.2500	23,900 per 10,000 units	23,700 per 10,000 units	2017/01/26	200,000,000	2016/09/13
69407	UBS AG	HSI R Bear CBBC Feb 2017 F	0.2500	24,850 per 12,000 units	24,650 per 12,000 units	2017/02/27	200,000,000	2016/09/13
69410	UBS AG	HSI R Bear CBBC Apr 2017 B	0.2500	25,600 per 12,000 units	25,400 per 12,000 units	2017/04/27	200,000,000	2016/09/13
69499	BNP Paribas Arbit Issu B.V.	HSI R Bear CBBC Feb 2017 P	0.2500	24,000 per 10,000 units	23,800 per 10,000 units	2017/02/27	250,000,000	2016/09/14
69562	Credit Suisse AG	China Life R Bull CBBC Aug 2017 A	0.2500	18.3800	18.8800	2017/08/31	40,000,000	2016/09/14
69571	Credit Suisse AG	China Life R Bear CBBC Mar 2017 A	0.4000	23.8800	23.3800	2017/03/31	40,000,000	2016/09/14
69546	Credit Suisse AG	HSI R Bull CBBC Oct 2017 I	0.2500	23,528 per 10,000 units	23,728 per 10,000 units	2017/10/30	200,000,000	2016/09/14
69549	Credit Suisse AG	HSI R Bull CBBC Oct 2017 J	0.2500	23,350 per 10,000 units	23,550 per 10,000 units	2017/10/30	200,000,000	2016/09/14
69554	Credit Suisse AG	HSI R Bull CBBC Oct 2017 K	0.2500	23,200 per 10,000 units	23,400 per 10,000 units	2017/10/30	200,000,000	2016/09/14
69573	Credit Suisse AG	HSI R Bear CBBC Jan 2017 U	0.2500	23,950 per 10,000 units	23,750 per 10,000 units	2017/01/26	200,000,000	2016/09/14
69574	Credit Suisse AG	HSI R Bear CBBC Jan 2017 V	0.2500	24,950 per 10,000 units	24,750 per 10,000 units	2017/01/26	200,000,000	2016/09/14
69559	Credit Suisse AG	Ping An R Bull CBBC Nov 2017 A	0.2500	41.20 per 100 units	41.80 per 100 units	2017/11/30	40,000,000	2016/09/14
69561	Credit Suisse AG	Ping An R Bear CBBC Mar 2017 B	0.2500	49.98 per 100 units	49.38 per 100 units	2017/03/31	40,000,000	2016/09/14
69517	Goldman Sachs SP (Asia)	HSI R Bull CBBC Oct 2017 W	0.2500	23,300 per 10,000 units	23,400 per 10,000 units	2017/10/30	200,000,000	2016/09/14
69512	Goldman Sachs SP (Asia)	HSI R Bear CBBC Feb 2017 I	0.2500	23,900 per 10,000 units	23,800 per 10,000 units	2017/02/27	200,000,000	2016/09/14
69505	HK Bank	AIA R Bull CBBC Sep 2017 A	0.2500	47.28 per 100 units	47.88 per 100 units	2017/09/29	40,000,000	2016/09/14
69511	HK Bank	Lenovo R Bull CBBC Aug 2017 E	0.2500	4.9800	5.1800	2017/08/31	40,000,000	2016/09/14
69510	HK Bank	Tencent R Bear CBBC Dec 2017 A	0.5500	262.88 per 100 units	260.88 per 100 units	2017/12/22	40,000,000	2016/09/14
69490	Haitong Int'l Sec	HSI R Bear CBBC Jan 2017 M	0.2500	23,988 per 10,000 units	23,788 per 10,000 units	2017/01/26	150,000,000	2016/09/14
69491	Haitong Int'l Sec	HSI R Bear CBBC Jan 2017 N	0.2500	24,188 per 10,000 units	23,988 per 10,000 units	2017/01/26	150,000,000	2016/09/14

Newly listed callable bull/bear contracts (continued)

Code	Issuer	Name of issue	Issue prices (HK\$)	Strike price (HKD) / Strike level per 10 units	Call price (HKD) / Call level per 10 units	Expiry date	No. of issue (units)	Listing date
69492	Haitong Int'l Sec	HSI R Bear CBBC Jan 2017 O	0.2500	24,350 per 10,000 units	24,150 per 10,000 units	2017/01/26	150,000,000	2016/09/14
69497	Haitong Int'l Sec	HSI R Bear CBBC Jan 2017 P	0.2510	24,450 per 10,000 units	24,250 per 10,000 units	2017/01/26	150,000,000	2016/09/14
69498	Haitong Int'l Sec	HSI R Bear CBBC Jan 2017 Q	0.2510	24,550 per 10,000 units	24,350 per 10,000 units	2017/01/26	150,000,000	2016/09/14
69613	J P Morgan SP BV	China Life R Bull CBBC Dec 2017 A	0.2500	19.38 per 100 units	19.88 per 100 units	2017/12/15	100,000,000	2016/09/14
69589	J P Morgan SP BV	A50 China R Bull CBBC Dec 2017 A	0.2500	10.3800	10.4800	2017/12/19	100,000,000	2016/09/14
69616	J P Morgan SP BV	HSI R Bull CBBC Oct 2017 S	0.2500	23,268 per 10,000 units	23,368 per 10,000 units	2017/10/30	200,000,000	2016/09/14
69582	J P Morgan SP BV	HSI R Bull CBBC Jan 2018 W	0.2500	23,500 per 10,000 units	23,700 per 10,000 units	2018/01/30	200,000,000	2016/09/14
69617	J P Morgan SP BV	HSI R Bear CBBC Dec 2016 Q	0.2500	24,748 per 10,000 units	24,648 per 10,000 units	2016/12/29	200,000,000	2016/09/14
69585	J P Morgan SP BV	HSI R Bear CBBC Dec 2016 U	0.2500	24,000 per 10,000 units	23,800 per 10,000 units	2016/12/29	200,000,000	2016/09/14
69599	J P Morgan SP BV	Ping An R Bull CBBC Dec 2017 C	0.2500	41.28 per 100 units	41.88 per 100 units	2017/12/15	100,000,000	2016/09/14
69615	J P Morgan SP BV	Tencent R Bull CBBC Nov 2017 A	0.2500	201.38 per 100 units	203.88 per 100 units	2017/11/17	40,000,000	2016/09/14
69537	SG Issuer	China Life R Bear CBBC Mar 2017 A	0.2500	22.3800	21.8800	2017/03/30	40,000,000	2016/09/14
69538	SG Issuer	China Life R Bear CBBC Apr 2017 B	0.3400	23.3800	22.8800	2017/04/27	40,000,000	2016/09/14
69540	SG Issuer	HKEX R Bull CBBC Oct 2017 C	0.2500	187.08 per 100 units	189.08 per 100 units	2017/10/30	100,000,000	2016/09/14
69542	SG Issuer	HKEX R Bull CBBC Nov 2017 C	0.2500	190.08 per 100 units	192.08 per 100 units	2017/11/29	100,000,000	2016/09/14
69544	SG Issuer	HKEX R Bear CBBC Apr 2017 C	0.2800	224.88 per 100 units	222.88 per 100 units	2017/04/27	100,000,000	2016/09/14
69575	SG Issuer	HSI R Bull CBBC Mar 2018 V	0.2500	23,108 per 10,000 units	23,308 per 10,000 units	2018/03/28	200,000,000	2016/09/14
69578	SG Issuer	HSI R Bull CBBC Mar 2018 W	0.2500	23,308 per 10,000 units	23,508 per 10,000 units	2018/03/28	200,000,000	2016/09/14
69579	SG Issuer	HSI R Bull CBBC Mar 2018 X	0.2500	23,558 per 12,000 units	23,658 per 12,000 units	2018/03/28	200,000,000	2016/09/14
69581	SG Issuer	HSI R Bear CBBC Jan 2017 X	0.2500	23,988 per 10,000 units	23,788 per 10,000 units	2017/01/26	200,000,000	2016/09/14
69520	UBS AG	HSCEI R Bear CBBC Jan 2017 B	0.2500	11,200 per 10,000 units	11,000 per 10,000 units	2017/01/26	100,000,000	2016/09/14
69535	UBS AG	HSI R Bull CBBC Sep 2017 Q	0.2500	23,200 per 12,000 units	23,400 per 12,000 units	2017/09/28	200,000,000	2016/09/14
69518	UBS AG	HSI R Bull CBBC Oct 2017 W	0.2500	23,500 per 10,000 units	23,700 per 10,000 units	2017/10/30	200,000,000	2016/09/14
69530	UBS AG	HSI R Bull CBBC Nov 2017 P	0.2500	23,350 per 12,000 units	23,550 per 12,000 units	2017/11/29	200,000,000	2016/09/14
69525	UBS AG	HSI R Bear CBBC Dec 2016 Z	0.2500	23,950 per 14,000 units	23,750 per 14,000 units	2016/12/29	200,000,000	2016/09/14
69521	UBS AG	HSI R Bear CBBC Feb 2017 G	0.2500	25,150 per 12,000 units	24,950 per 12,000 units	2017/02/27	200,000,000	2016/09/14
69524	UBS AG	HSI R Bear CBBC Mar 2017 F	0.2500	26,350 per 12,000 units	26,150 per 12,000 units	2017/03/30	200,000,000	2016/09/14
69523	UBS AG	HSI R Bear CBBC Apr 2017 C	0.2500	25,800 per 10,000 units	25,600 per 10,000 units	2017/04/27	200,000,000	2016/09/14
69636	BNP Paribas Arbit Issu B.V.	HSCEI R Bull CBBC Nov 2017 A	0.2500	9,400 per 10,000 units	9,600 per 10,000 units	2017/11/29	100,000,000	2016/09/15
69618	BNP Paribas Arbit Issu B.V.	HSI R Bull CBBC Nov 2017 H	0.2500	23,600 per 10,000 units	23,800 per 10,000 units	2017/11/29	250,000,000	2016/09/15
69672	BNP Paribas Arbit Issu B.V.	HSI R Bull CBBC Nov 2017 I	0.2500	23,700 per 10,000 units	23,900 per 10,000 units	2017/11/29	250,000,000	2016/09/15
69627	BNP Paribas Arbit Issu B.V.	HSI R Bear CBBC Feb 2017 Q	0.2500	25,800 per 10,000 units	25,600 per 10,000 units	2017/02/27	250,000,000	2016/09/15
69629	BNP Paribas Arbit Issu B.V.	HSI R Bear CBBC Feb 2017 X	0.2600	26,400 per 10,000 units	26,200 per 10,000 units	2017/02/27	250,000,000	2016/09/15
69623	BNP Paribas Arbit Issu B.V.	HSI R Bear CBBC Mar 2017 L	0.2500	24,100 per 10,000 units	23,900 per 10,000 units	2017/03/30	250,000,000	2016/09/15
69697	Credit Suisse AG	HSI R Bull CBBC Dec 2017 X	0.2500	23,719 per 12,000 units	23,919 per 12,000 units	2017/12/28	200,000,000	2016/09/15
69691	Credit Suisse AG	HSI R Bear CBBC Jan 2017 W	0.2500	25,450 per 10,000 units	25,250 per 10,000 units	2017/01/26	200,000,000	2016/09/15
69696	Credit Suisse AG	HSI R Bear CBBC Jan 2017 X	0.2500	25,250 per 10,000 units	25,050 per 10,000 units	2017/01/26	200,000,000	2016/09/15
69683	Credit Suisse AG	HSI R Bear CBBC Feb 2017 G	0.2500	24,000 per 10,000 units	23,800 per 10,000 units	2017/02/27	200,000,000	2016/09/15
69689	Credit Suisse AG	HSI R Bear CBBC Mar 2017 G	0.2500	25,550 per 10,000 units	25,350 per 10,000 units	2017/03/30	200,000,000	2016/09/15
69694	Credit Suisse AG	HSI R Bear CBBC Mar 2017 H	0.2500	25,350 per 10,000 units	25,150 per 10,000 units	2017/03/30	200,000,000	2016/09/15
69650	Goldman Sachs SP (Asia)	HSI R Bull CBBC Oct 2017 X	0.2500	23,819 per 10,000 units	23,919 per 10,000 units	2017/10/30	200,000,000	2016/09/15
69652	Goldman Sachs SP (Asia)	HSI R Bull CBBC Oct 2017 Y	0.2500	23,500 per 10,000 units	23,700 per 10,000 units	2017/10/30	200,000,000	2016/09/15
69637	Goldman Sachs SP (Asia)	HSI R Bear CBBC Mar 2017 F	0.2500	24,100 per 10,000 units	23,900 per 10,000 units	2017/03/30	200,000,000	2016/09/15

Newly listed callable bull/bear contracts (continued)

Code	Issuer	Name of issue	Issue prices (HK\$)	Strike price (HKD) / Strike level per 10 units	Call price (HKD) / Call level per 10 units	Expiry date	No. of issue (units)	Listing date
69676	J P Morgan SP BV	CSOP A50 ETF R Bull CBBC Jan 2018 A	0.2500	11.3800	11.4800	2018/01/19	100,000,000	2016/09/15
69679	J P Morgan SP BV	HSI R Bull CBBC Oct 2017 T	0.2500	23,819 per 10,000 units	23,919 per 10,000 units	2017/10/30	200,000,000	2016/09/15
69682	J P Morgan SP BV	HSI R Bull CBBC Jan 2018 X	0.2500	23,200 per 10,000 units	23,400 per 10,000 units	2018/01/30	200,000,000	2016/09/15
69681	J P Morgan SP BV	HSI R Bull CBBC Feb 2018 F	0.2500	23,400 per 10,000 units	23,600 per 10,000 units	2018/02/27	200,000,000	2016/09/15
69673	J P Morgan SP BV	HSI R Bear CBBC Jan 2017 L	0.2500	24,100 per 10,000 units	23,900 per 10,000 units	2017/01/26	200,000,000	2016/09/15
69678	J P Morgan SP BV	Tencent R Bull CBBC Sep 2017 D	0.2500	207.38 per 100 units	209.88 per 100 units	2017/09/15	40,000,000	2016/09/15
69639	SG Issuer	Galaxy R Bull CBBC Jun 2017 B	0.3800	25.2800	26.0800	2017/06/29	40,000,000	2016/09/15
69640	SG Issuer	Galaxy R Bull CBBC Aug 2017 B	0.2500	27.2800	28.0800	2017/08/30	40,000,000	2016/09/15
69641	SG Issuer	HSI R Bull CBBC Mar 2018 Y	0.2500	23,708 per 10,000 units	23,908 per 10,000 units	2018/03/28	200,000,000	2016/09/15
69642	SG Issuer	HSI R Bull CBBC Mar 2018 Z	0.2500	23,758 per 12,000 units	23,858 per 12,000 units	2018/03/28	200,000,000	2016/09/15
69644	SG Issuer	HSI R Bear CBBC Jan 2017 Y	0.2500	25,788 per 10,000 units	25,688 per 10,000 units	2017/01/26	200,000,000	2016/09/15
69645	SG Issuer	Sands R Bull CBBC Jul 2017 B	0.5400	29.2800	30.0800	2017/07/28	40,000,000	2016/09/15
69648	SG Issuer	Sands R Bull CBBC Jan 2018 B	0.2500	32.2800	33.0800	2018/01/30	40,000,000	2016/09/15
69662	UBS AG	HSI R Bull CBBC Sep 2017 Y	0.2500	23,719 per 12,000 units	23,919 per 12,000 units	2017/09/28	200,000,000	2016/09/15
69667	UBS AG	HSI R Bull CBBC Dec 2017 N	0.2500	23,600 per 10,000 units	23,800 per 10,000 units	2017/12/28	200,000,000	2016/09/15
69654	UBS AG	HSI R Bear CBBC Feb 2017 D	0.2500	24,000 per 10,000 units	23,800 per 10,000 units	2017/02/27	200,000,000	2016/09/15
69656	UBS AG	HSI R Bear CBBC Mar 2017 G	0.2500	25,950 per 12,000 units	25,750 per 12,000 units	2017/03/30	200,000,000	2016/09/15
69659	UBS AG	HSI R Bear CBBC Mar 2017 H	0.2500	25,088 per 14,000 units	24,888 per 14,000 units	2017/03/30	200,000,000	2016/09/15
69660	UBS AG	HSI R Bear CBBC Apr 2017 D	0.2500	25,588 per 14,000 units	25,388 per 14,000 units	2017/04/27	200,000,000	2016/09/15
69661	UBS AG	HSI R Bear CBBC Apr 2017 E	0.2500	26,450 per 12,000 units	26,250 per 12,000 units	2017/04/27	200,000,000	2016/09/15
69811	BNP Paribas Arbit Issu B.V.	HKEX R Bull CBBC Jun 2017 D	0.2500	190 per 100 units	195 per 100 units	2017/06/30	40,000,000	2016/09/19
69809	BNP Paribas Arbit Issu B.V.	HSCEI R Bear CBBC Mar 2017 I	0.2500	12,200 per 10,000 units	12,000 per 10,000 units	2017/03/30	100,000,000	2016/09/19
69785	BNP Paribas Arbit Issu B.V.	HSI R Bull CBBC Nov 2017 J	0.2500	23,900 per 10,000 units	24,100 per 10,000 units	2017/11/29	250,000,000	2016/09/19
69784	BNP Paribas Arbit Issu B.V.	HSI R Bull CBBC Dec 2017 H	0.2500	23,800 per 10,000 units	24,000 per 10,000 units	2017/12/28	250,000,000	2016/09/19
69786	BNP Paribas Arbit Issu B.V.	HSI R Bear CBBC Feb 2017 B	0.2500	24,400 per 10,000 units	24,200 per 10,000 units	2017/02/27	250,000,000	2016/09/19
69729	BNP Paribas Arbit Issu B.V.	HSI R Bear CBBC Feb 2017 H	0.2500	24,200 per 10,000 units	24,000 per 10,000 units	2017/02/27	250,000,000	2016/09/19
69735	BNP Paribas Arbit Issu B.V.	HSI R Bear CBBC Mar 2017 D	0.2500	24,300 per 10,000 units	24,100 per 10,000 units	2017/03/30	250,000,000	2016/09/19
69800	BNP Paribas Arbit Issu B.V.	HSI R Bear CBBC Mar 2017 M	0.2500	24,500 per 10,000 units	24,300 per 10,000 units	2017/03/30	250,000,000	2016/09/19
69802	BNP Paribas Arbit Issu B.V.	HSI R Bear CBBC Mar 2017 N	0.2500	25,900 per 10,000 units	25,700 per 10,000 units	2017/03/30	250,000,000	2016/09/19
69804	BNP Paribas Arbit Issu B.V.	HSI R Bear CBBC Mar 2017 S	0.2500	26,100 per 10,000 units	25,900 per 10,000 units	2017/03/30	250,000,000	2016/09/19
69807	BNP Paribas Arbit Issu B.V.	HSI R Bear CBBC Mar 2017 V	0.2600	26,700 per 10,000 units	26,500 per 10,000 units	2017/03/30	250,000,000	2016/09/19
69950	Credit Suisse AG	HKEX R Bull CBBC Sep 2017 B	0.2500	203.80 per 100 units	205.80 per 100 units	2017/09/29	60,000,000	2016/09/19
69954	Credit Suisse AG	HKEX R Bear CBBC Feb 2017 A	0.2500	218.80 per 100 units	216.80 per 100 units	2017/02/28	60,000,000	2016/09/19
69962	Credit Suisse AG	HKEX R Bear CBBC Mar 2017 A	0.2500	228.80 per 100 units	226.80 per 100 units	2017/03/31	60,000,000	2016/09/19
69966	Credit Suisse AG	HSI R Bull CBBC Oct 2017 L	0.2500	23,650 per 10,000 units	23,850 per 10,000 units	2017/10/30	200,000,000	2016/09/19
69968	Credit Suisse AG	HSI R Bull CBBC Oct 2017 M	0.2500	23,800 per 10,000 units	24,000 per 10,000 units	2017/10/30	200,000,000	2016/09/19
69972	Credit Suisse AG	HSI R Bull CBBC Oct 2017 N	0.2500	23,947 per 12,000 units	24,147 per 12,000 units	2017/10/30	200,000,000	2016/09/19
69894	Credit Suisse AG	HSI R Bear CBBC Dec 2016 F	0.2500	24,150 per 10,000 units	23,950 per 10,000 units	2016/12/29	200,000,000	2016/09/19
69900	Credit Suisse AG	HSI R Bear CBBC Dec 2016 N	0.2500	24,300 per 10,000 units	24,100 per 10,000 units	2016/12/29	200,000,000	2016/09/19
69909	Credit Suisse AG	HSI R Bear CBBC Jan 2017 Y	0.2500	26,100 per 10,000 units	25,900 per 10,000 units	2017/01/26	200,000,000	2016/09/19
69928	Credit Suisse AG	HSI R Bear CBBC Jan 2017 Z	0.2500	26,400 per 10,000 units	26,200 per 10,000 units	2017/01/26	200,000,000	2016/09/19
69904	Credit Suisse AG	HSI R Bear CBBC Feb 2017 H	0.2500	25,150 per 10,000 units	24,950 per 10,000 units	2017/02/27	200,000,000	2016/09/19
69905	Credit Suisse AG	HSI R Bear CBBC Feb 2017 I	0.2500	25,750 per 10,000 units	25,550 per 10,000 units	2017/02/27	200,000,000	2016/09/19

Newly listed callable bull/bear contracts (continued)

Code	Issuer	Name of issue	Issue prices (HK\$)	Strike price (HKD) / Strike level per 10 units	Call price (HKD) / Call level per 10 units	Expiry date	No. of issue (units)	Listing date
69906	Credit Suisse AG	HSI R Bear CBBC Feb 2017 J	0.2500	25,900 per 10,000 units	25,700 per 10,000 units	2017/02/27	200,000,000	2016/09/19
69927	Credit Suisse AG	HSI R Bear CBBC Feb 2017 K	0.2500	26,300 per 10,000 units	26,100 per 10,000 units	2017/02/27	200,000,000	2016/09/19
69931	Credit Suisse AG	HSI R Bear CBBC Feb 2017 L	0.2700	26,600 per 10,000 units	26,400 per 10,000 units	2017/02/27	200,000,000	2016/09/19
69917	Credit Suisse AG	HSI R Bear CBBC Mar 2017 I	0.3000	26,700 per 10,000 units	26,500 per 10,000 units	2017/03/30	200,000,000	2016/09/19
69933	Credit Suisse AG	HSI R Bear CBBC Mar 2017 J	0.3200	27,000 per 10,000 units	26,800 per 10,000 units	2017/03/30	200,000,000	2016/09/19
69911	Credit Suisse AG	HSI R Bear CBBC Apr 2017 D	0.2800	26,500 per 10,000 units	26,300 per 10,000 units	2017/04/27	200,000,000	2016/09/19
69923	Credit Suisse AG	HSI R Bear CBBC Apr 2017 E	0.3500	27,200 per 10,000 units	27,000 per 10,000 units	2017/04/27	200,000,000	2016/09/19
69892	Goldman Sachs SP (Asia)	HSI R Bull CBBC Oct 2017 Z	0.2500	24,047 per 10,000 units	24,147 per 10,000 units	2017/10/30	200,000,000	2016/09/19
69734	Goldman Sachs SP (Asia)	HSI R Bear CBBC Feb 2017 J	0.2500	24,300 per 10,000 units	24,100 per 10,000 units	2017/02/27	200,000,000	2016/09/19
69848	Goldman Sachs SP (Asia)	HSI R Bear CBBC Feb 2017 K	0.2500	25,700 per 10,000 units	25,600 per 10,000 units	2017/02/27	200,000,000	2016/09/19
69854	Goldman Sachs SP (Asia)	HSI R Bear CBBC Feb 2017 L	0.2500	25,800 per 10,000 units	25,700 per 10,000 units	2017/02/27	200,000,000	2016/09/19
69858	Goldman Sachs SP (Asia)	HSI R Bear CBBC Feb 2017 M	0.2500	25,900 per 10,000 units	25,800 per 10,000 units	2017/02/27	200,000,000	2016/09/19
69980	Goldman Sachs SP (Asia)	HSI R Bear CBBC Feb 2017 N	0.2500	26,000 per 10,000 units	25,900 per 10,000 units	2017/02/27	200,000,000	2016/09/19
69993	Goldman Sachs SP (Asia)	HSI R Bear CBBC Feb 2017 O	0.2500	26,100 per 10,000 units	26,000 per 10,000 units	2017/02/27	200,000,000	2016/09/19
69731	Goldman Sachs SP (Asia)	HSI R Bear CBBC Mar 2017 G	0.2500	24,020 per 10,000 units	23,920 per 10,000 units	2017/03/30	200,000,000	2016/09/19
69777	Goldman Sachs SP (Asia)	HSI R Bear CBBC Mar 2017 K	0.2500	25,000 per 10,000 units	24,900 per 10,000 units	2017/03/30	200,000,000	2016/09/19
69779	Goldman Sachs SP (Asia)	HSI R Bear CBBC Mar 2017 L	0.2500	25,200 per 10,000 units	25,100 per 10,000 units	2017/03/30	200,000,000	2016/09/19
69780	Goldman Sachs SP (Asia)	HSI R Bear CBBC Mar 2017 M	0.2500	25,400 per 10,000 units	25,300 per 10,000 units	2017/03/30	200,000,000	2016/09/19
69782	Goldman Sachs SP (Asia)	HSI R Bear CBBC Mar 2017 N	0.2500	25,500 per 10,000 units	25,400 per 10,000 units	2017/03/30	200,000,000	2016/09/19
69846	Goldman Sachs SP (Asia)	HSI R Bear CBBC Mar 2017 O	0.2500	25,600 per 10,000 units	25,500 per 10,000 units	2017/03/30	200,000,000	2016/09/19
69752	HK Bank	China Life R Bull CBBC Sep 2017 A	0.2500	19.4800	19.8800	2017/09/25	50,000,000	2016/09/19
69758	HK Bank	A50 R Bull CBBC Jun 2017 A	0.2500	10.4600	10.5600	2017/06/30	50,000,000	2016/09/19
69742	HK Bank	A50 R Bull CBBC Oct 2017 A	0.2500	9.8600	9.9600	2017/10/30	50,000,000	2016/09/19
69750	HK Bank	HKEX R Bull CBBC Oct 2017 F	0.2500	197.88 per 100 units	199.88 per 100 units	2017/10/30	50,000,000	2016/09/19
69751	HK Bank	HKEX R Bull CBBC Nov 2017 A	0.2500	201.88 per 100 units	203.88 per 100 units	2017/11/29	50,000,000	2016/09/19
69744	HK Bank	HSCEI R Bull CBBC Oct 2017 A	0.2500	9,738 per 10,000 units	9,838 per 10,000 units	2017/10/30	60,000,000	2016/09/19
69745	HK Bank	HSCEI R Bear CBBC Oct 2017 A	0.2500	11,488 per 10,000 units	11,388 per 10,000 units	2017/10/30	60,000,000	2016/09/19
69743	HK Bank	HSI R Bull CBBC Jun 2017 K	0.2500	23,498 per 15,000 units	23,698 per 15,000 units	2017/06/29	150,000,000	2016/09/19
69756	HK Bank	HSI R Bear CBBC Oct 2017 D	0.2500	27,078 per 20,000 units	26,828 per 20,000 units	2017/10/30	200,000,000	2016/09/19
69757	HK Bank	HSI R Bear CBBC Nov 2017 B	0.2500	26,678 per 20,000 units	26,428 per 20,000 units	2017/11/29	200,000,000	2016/09/19
69698	Haitong Int'l Sec	HSI R Bull CBBC Nov 2017 E	0.2520	23,000 per 10,000 units	23,200 per 10,000 units	2017/11/29	150,000,000	2016/09/19
69699	Haitong Int'l Sec	HSI R Bull CBBC Nov 2017 F	0.2560	23,200 per 10,000 units	23,400 per 10,000 units	2017/11/29	150,000,000	2016/09/19
69701	Haitong Int'l Sec	HSI R Bull CBBC Nov 2017 G	0.2520	23,400 per 10,000 units	23,600 per 10,000 units	2017/11/29	150,000,000	2016/09/19
69702	Haitong Int'l Sec	HSI R Bear CBBC Jan 2017 R	0.2510	24,300 per 10,000 units	24,100 per 10,000 units	2017/01/26	150,000,000	2016/09/19
69703	Haitong Int'l Sec	HSI R Bear CBBC Jan 2017 S	0.2520	24,400 per 10,000 units	24,200 per 10,000 units	2017/01/26	150,000,000	2016/09/19
69705	Haitong Int'l Sec	HSI R Bear CBBC Jan 2017 T	0.2510	24,600 per 10,000 units	24,400 per 10,000 units	2017/01/26	150,000,000	2016/09/19
69721	Haitong Int'l Sec	HSI R Bear CBBC Jan 2017 U	0.2530	24,800 per 10,000 units	24,600 per 10,000 units	2017/01/26	150,000,000	2016/09/19
69722	Haitong Int'l Sec	HSI R Bear CBBC Jan 2017 V	0.2510	25,000 per 10,000 units	24,800 per 10,000 units	2017/01/26	150,000,000	2016/09/19
60048	J P Morgan SP BV	China Life R Bull CBBC Nov 2017 A	0.2500	20.38 per 100 units	20.88 per 100 units	2017/11/17	100,000,000	2016/09/19
60046	J P Morgan SP BV	HKEX R Bull CBBC Sep 2017 H	0.2500	204.38 per 100 units	206.88 per 100 units	2017/09/15	40,000,000	2016/09/19
60047	J P Morgan SP BV	HKEX R Bull CBBC Oct 2017 F	0.2500	198.38 per 100 units	200.88 per 100 units	2017/10/20	40,000,000	2016/09/19
60056	J P Morgan SP BV	HSI R Bull CBBC Oct 2017 U	0.2500	23,999 per 12,000 units	24,099 per 12,000 units	2017/10/30	200,000,000	2016/09/19
60057	J P Morgan SP BV	HSI R Bull CBBC Jan 2018 Y	0.2500	23,768 per 10,000 units	23,868 per 10,000 units	2018/01/30	200,000,000	2016/09/19

Newly listed callable bull/bear contracts (continued)

Code	Issuer	Name of issue	Issue prices (HK\$)	Strike price (HKD) / Strike level per 10 units	Call price (HKD) / Call level per 10 units	Expiry date	No. of issue (units)	Listing date
60059	J P Morgan SP BV	HSI R Bull CBBC Feb 2018 G	0.2500	23,368 per 12,000 units	23,468 per 12,000 units	2018/02/27	200,000,000	2016/09/19
60049	J P Morgan SP BV	HSI R Bear CBBC Dec 2016 V	0.2500	24,348 per 12,000 units	24,248 per 12,000 units	2016/12/29	200,000,000	2016/09/19
60051	J P Morgan SP BV	HSI R Bear CBBC Jan 2017 G	0.2500	25,048 per 12,000 units	24,948 per 12,000 units	2017/01/26	200,000,000	2016/09/19
69762	J P Morgan SP BV	HSI R Bear CBBC Jan 2017 M	0.2500	24,200 per 10,000 units	24,000 per 10,000 units	2017/01/26	200,000,000	2016/09/19
60054	J P Morgan SP BV	HSI R Bear CBBC Mar 2017 A	0.2500	25,800 per 12,000 units	25,600 per 12,000 units	2017/03/30	200,000,000	2016/09/19
60053	J P Morgan SP BV	HSI R Bear CBBC Apr 2017 C	0.2500	25,500 per 10,000 units	25,300 per 10,000 units	2017/04/27	200,000,000	2016/09/19
69814	Macquarie Bank Ltd.	HSI R Bull CBBC Apr 2017 H	0.2500	23,350 per 20,000 units	23,750 per 20,000 units	2017/04/27	40,000,000	2016/09/19
69815	Macquarie Bank Ltd.	HSI R Bull CBBC Apr 2017 I	0.2550	23,300 per 20,000 units	23,500 per 20,000 units	2017/04/27	40,000,000	2016/09/19
69816	Macquarie Bank Ltd.	HSI R Bear CBBC Mar 2017 N	0.2500	26,500 per 20,000 units	26,300 per 20,000 units	2017/03/30	40,000,000	2016/09/19
69818	Macquarie Bank Ltd.	HSI R Bear CBBC Mar 2017 O	0.2550	27,000 per 20,000 units	26,800 per 20,000 units	2017/03/30	40,000,000	2016/09/19
69860	SG Issuer	AIA R Bull CBBC Sep 2017 B	0.2500	42.48 per 100 units	43.08 per 100 units	2017/09/28	100,000,000	2016/09/19
69819	SG Issuer	AIA R Bull CBBC Nov 2017 B	0.2500	48.48 per 100 units	49.08 per 100 units	2017/11/29	100,000,000	2016/09/19
69862	SG Issuer	AIA R Bull CBBC Nov 2017 C	0.2500	44.48 per 100 units	45.08 per 100 units	2017/11/29	100,000,000	2016/09/19
69863	SG Issuer	AIA R Bull CBBC Jan 2018 A	0.2500	46.48 per 100 units	47.08 per 100 units	2018/01/30	100,000,000	2016/09/19
69820	SG Issuer	AIA R Bear CBBC May 2017 A	0.2500	55.68 per 100 units	54.88 per 100 units	2017/05/29	100,000,000	2016/09/19
69865	SG Issuer	CMob R Bull CBBC Dec 2017 B	0.2500	94.88 per 100 units	96.08 per 100 units	2017/12/28	100,000,000	2016/09/19
69866	SG Issuer	CMob R Bear CBBC Jun 2017 A	0.2500	111.08 per 100 units	109.88 per 100 units	2017/06/29	100,000,000	2016/09/19
69823	SG Issuer	CKP R Bull CBBC Aug 2017 A	0.2500	48.58 per 100 units	50.08 per 100 units	2017/08/30	100,000,000	2016/09/19
69826	SG Issuer	CKP R Bull CBBC Oct 2017 B	0.2500	53.58 per 100 units	55.08 per 100 units	2017/10/30	100,000,000	2016/09/19
69822	SG Issuer	CKP R Bull CBBC Dec 2017 B	0.2500	44.58 per 100 units	46.08 per 100 units	2017/12/28	100,000,000	2016/09/19
69829	SG Issuer	CKP R Bear CBBC May 2017 A	0.2500	66.38 per 100 units	64.88 per 100 units	2017/05/29	100,000,000	2016/09/19
69836	SG Issuer	China Life R Bull CBBC Nov 2017 A	0.2500	19.5800	20.0800	2017/11/29	40,000,000	2016/09/19
69832	SG Issuer	China Life R Bull CBBC Dec 2017 B	0.3100	18.5800	19.0800	2017/12/28	40,000,000	2016/09/19
69837	SG Issuer	China Life R Bull CBBC Dec 2017 C	0.2500	20.5800	21.0800	2017/12/28	40,000,000	2016/09/19
69831	SG Issuer	China Life R Bull CBBC May 2018 A	0.4100	17.5800	18.0800	2018/05/30	40,000,000	2016/09/19
69840	SG Issuer	China Life R Bear CBBC Jun 2017 A	0.3100	24.3800	23.8800	2017/06/29	40,000,000	2016/09/19
69841	SG Issuer	China Life R Bear CBBC Sep 2017 A	0.4100	25.3800	24.8800	2017/09/28	40,000,000	2016/09/19
69843	SG Issuer	Galaxy R Bear CBBC Sep 2017 B	0.2500	37.68 per 100 units	35.88 per 100 units	2017/09/28	100,000,000	2016/09/19
69867	SG Issuer	HKEX R Bull CBBC Oct 2017 D	0.2500	193.08 per 100 units	195.08 per 100 units	2017/10/30	100,000,000	2016/09/19
69877	SG Issuer	HKEX R Bull CBBC Oct 2017 E	0.2500	204.08 per 100 units	206.08 per 100 units	2017/10/30	100,000,000	2016/09/19
69870	SG Issuer	HKEX R Bull CBBC Nov 2017 D	0.2500	196.08 per 100 units	198.08 per 100 units	2017/11/29	100,000,000	2016/09/19
69876	SG Issuer	HKEX R Bull CBBC Dec 2017 B	0.2500	200.08 per 100 units	202.08 per 100 units	2017/12/28	100,000,000	2016/09/19
69878	SG Issuer	HKEX R Bear CBBC Mar 2017 C	0.2500	228.88 per 100 units	226.88 per 100 units	2017/03/30	100,000,000	2016/09/19
69880	SG Issuer	HKEX R Bear CBBC May 2017 A	0.2500	232.88 per 100 units	230.88 per 100 units	2017/05/29	100,000,000	2016/09/19
69883	SG Issuer	HKEX R Bear CBBC May 2017 B	0.2800	236.88 per 100 units	234.88 per 100 units	2017/05/29	100,000,000	2016/09/19
69884	SG Issuer	HKEX R Bear CBBC Jun 2017 A	0.3200	240.88 per 100 units	238.88 per 100 units	2017/06/29	100,000,000	2016/09/19
69885	SG Issuer	HSBC R Bear CBBC Aug 2017 A	0.2500	71.38 per 100 units	69.88 per 100 units	2017/08/30	100,000,000	2016/09/19
69886	SG Issuer	HSBC R Bear CBBC Aug 2017 B	0.2500	74.38 per 100 units	72.88 per 100 units	2017/08/30	100,000,000	2016/09/19
60029	SG Issuer	HSI R Bull CBBC Mar 2018 A	0.2500	23,908 per 10,000 units	24,008 per 10,000 units	2018/03/28	200,000,000	2016/09/19
60030	SG Issuer	HSI R Bull CBBC Mar 2018 B	0.2500	23,958 per 12,000 units	24,058 per 12,000 units	2018/03/28	200,000,000	2016/09/19
60028	SG Issuer	HSI R Bull CBBC Mar 2018 F	0.2500	23,708 per 10,000 units	23,808 per 10,000 units	2018/03/28	200,000,000	2016/09/19
60038	SG Issuer	HSI R Bear CBBC Jan 2017 C	0.2500	25,938 per 12,000 units	25,838 per 12,000 units	2017/01/26	200,000,000	2016/09/19
60039	SG Issuer	HSI R Bear CBBC Jan 2017 D	0.2500	25,988 per 10,000 units	25,788 per 10,000 units	2017/01/26	200,000,000	2016/09/19

Newly listed callable bull/bear contracts (continued)

Code	Issuer	Name of issue	Issue prices (HK\$)	Strike price (HKD) / Strike level per 10 units	Call price (HKD) / Call level per 10 units	Expiry date	No. of issue (units)	Listing date
60036	SG Issuer	HSI R Bear CBBC Jan 2017 G	0.2500	24,238 per 12,000 units	24,138 per 12,000 units	2017/01/26	200,000,000	2016/09/19
60037	SG Issuer	HSI R Bear CBBC Jan 2017 H	0.2500	24,338 per 12,000 units	24,238 per 12,000 units	2017/01/26	200,000,000	2016/09/19
60042	SG Issuer	HSI R Bear CBBC Jan 2017 J	0.2500	26,188 per 10,000 units	25,988 per 10,000 units	2017/01/26	200,000,000	2016/09/19
69740	SG Issuer	HSI R Bear CBBC Jan 2017 Z	0.2500	24,038 per 12,000 units	23,938 per 12,000 units	2017/01/26	200,000,000	2016/09/19
60044	SG Issuer	HSI R Bear CBBC Feb 2017 W	0.2550	27,038 per 12,000 units	26,938 per 12,000 units	2017/02/27	200,000,000	2016/09/19
69844	SG Issuer	Sands R Bear CBBC Jun 2017 B	0.2500	41.68 per 100 units	39.88 per 100 units	2017/06/29	100,000,000	2016/09/19
69845	SG Issuer	Sands R Bear CBBC Feb 2018 A	0.2500	44.68 per 100 units	42.88 per 100 units	2018/02/27	100,000,000	2016/09/19
69890	SG Issuer	SHK Ppt P R Bull CBBC Oct 2017 A	0.2500	113.58 per 100 units	115.08 per 100 units	2017/10/30	100,000,000	2016/09/19
69888	SG Issuer	SHK Ppt P R Bull CBBC Dec 2017 A	0.2500	108.58 per 100 units	110.08 per 100 units	2017/12/28	100,000,000	2016/09/19
69887	SG Issuer	SHK Ppt P R Bull CBBC Feb 2018 A	0.2500	103.58 per 100 units	105.08 per 100 units	2018/02/27	100,000,000	2016/09/19
69891	SG Issuer	SHK Ppt P R Bear CBBC Mar 2017 A	0.2500	131.38 per 100 units	129.88 per 100 units	2017/03/30	100,000,000	2016/09/19
60026	UBS AG	HSCEI R Bull CBBC Sep 2017 E	0.2500	9,488 per 10,000 units	9,688 per 10,000 units	2017/09/28	200,000,000	2016/09/19
60022	UBS AG	HSI R Bull CBBC Sep 2017 O	0.2500	23,947 per 12,000 units	24,147 per 12,000 units	2017/09/28	200,000,000	2016/09/19
60024	UBS AG	HSI R Bull CBBC Nov 2017 O	0.2500	23,650 per 10,000 units	23,850 per 10,000 units	2017/11/29	200,000,000	2016/09/19
60023	UBS AG	HSI R Bull CBBC Dec 2017 O	0.2500	23,800 per 10,000 units	24,000 per 10,000 units	2017/12/28	200,000,000	2016/09/19
69997	UBS AG	HSI R Bear CBBC Dec 2016 C	0.2500	24,120 per 12,000 units	23,920 per 12,000 units	2016/12/29	200,000,000	2016/09/19
69999	UBS AG	HSI R Bear CBBC Dec 2016 E	0.2500	24,350 per 10,000 units	24,150 per 10,000 units	2016/12/29	200,000,000	2016/09/19
60006	UBS AG	HSI R Bear CBBC Dec 2016 F	0.2500	26,000 per 10,000 units	25,800 per 10,000 units	2016/12/29	200,000,000	2016/09/19
60014	UBS AG	HSI R Bear CBBC Dec 2016 G	0.2500	26,500 per 10,000 units	26,300 per 10,000 units	2016/12/29	200,000,000	2016/09/19
60004	UBS AG	HSI R Bear CBBC Jan 2017 P	0.2500	24,500 per 10,000 units	24,300 per 10,000 units	2017/01/26	200,000,000	2016/09/19
69998	UBS AG	HSI R Bear CBBC Feb 2017 H	0.2500	24,200 per 10,000 units	24,000 per 10,000 units	2017/02/27	200,000,000	2016/09/19
60005	UBS AG	HSI R Bear CBBC Apr 2017 F	0.2500	25,750 per 12,000 units	25,550 per 12,000 units	2017/04/27	200,000,000	2016/09/19
60018	UBS AG	HSI R Bear CBBC Apr 2017 G	0.2500	27,200 per 14,000 units	27,000 per 14,000 units	2017/04/27	200,000,000	2016/09/19
60060	BNP Paribas Arbit Issu B.V.	HSI R Bull CBBC Nov 2017 K	0.2500	23,300 per 10,000 units	23,500 per 10,000 units	2017/11/29	250,000,000	2016/09/20
60061	BNP Paribas Arbit Issu B.V.	HSI R Bull CBBC Dec 2017 I	0.2500	23,400 per 10,000 units	23,600 per 10,000 units	2017/12/28	250,000,000	2016/09/20
60101	BNP Paribas Arbit Issu B.V.	HSI R Bull CBBC Dec 2017 J	0.2500	23,200 per 10,000 units	23,400 per 10,000 units	2017/12/28	250,000,000	2016/09/20
60115	BNP Paribas Arbit Issu B.V.	HSI R Bear CBBC Feb 2017 T	0.2500	23,600 per 10,000 units	23,400 per 10,000 units	2017/02/27	250,000,000	2016/09/20
60104	BNP Paribas Arbit Issu B.V.	HSI R Bear CBBC Feb 2017 U	0.2500	23,800 per 10,000 units	23,600 per 10,000 units	2017/02/27	250,000,000	2016/09/20
60113	BNP Paribas Arbit Issu B.V.	HSI R Bear CBBC Mar 2017 E	0.2500	23,500 per 10,000 units	23,300 per 10,000 units	2017/03/30	250,000,000	2016/09/20
60103	BNP Paribas Arbit Issu B.V.	HSI R Bear CBBC Mar 2017 U	0.2500	23,700 per 10,000 units	23,500 per 10,000 units	2017/03/30	250,000,000	2016/09/20
60107	Credit Suisse AG	HSI R Bull CBBC Sep 2017 G	0.2500	23,688 per 12,000 units	23,888 per 12,000 units	2017/09/28	200,000,000	2016/09/20
60108	Credit Suisse AG	HSI R Bull CBBC Sep 2017 H	0.2500	23,450 per 10,000 units	23,650 per 10,000 units	2017/09/28	200,000,000	2016/09/20
60111	Credit Suisse AG	HSI R Bull CBBC Sep 2017 I	0.2500	23,300 per 10,000 units	23,500 per 10,000 units	2017/09/28	200,000,000	2016/09/20
60112	Credit Suisse AG	HSI R Bull CBBC Sep 2017 J	0.2500	23,150 per 10,000 units	23,350 per 10,000 units	2017/09/28	200,000,000	2016/09/20
60121	Credit Suisse AG	HSI R Bear CBBC Dec 2016 G	0.2500	23,750 per 10,000 units	23,550 per 10,000 units	2016/12/29	200,000,000	2016/09/20
60120	Credit Suisse AG	HSI R Bear CBBC Dec 2016 Q	0.2500	23,900 per 10,000 units	23,700 per 10,000 units	2016/12/29	200,000,000	2016/09/20
60123	Credit Suisse AG	HSI R Bear CBBC Dec 2016 R	0.2500	23,491 per 12,000 units	23,291 per 12,000 units	2016/12/29	200,000,000	2016/09/20
60122	Credit Suisse AG	HSI R Bear CBBC Dec 2016 S	0.2500	23,600 per 10,000 units	23,400 per 10,000 units	2016/12/29	200,000,000	2016/09/20
60118	Credit Suisse AG	HSI R Bear CBBC Jan 2017 A	0.2500	24,050 per 10,000 units	23,850 per 10,000 units	2017/01/26	200,000,000	2016/09/20
60117	Credit Suisse AG	HSI R Bear CBBC Jan 2017 F	0.2500	24,250 per 10,000 units	24,050 per 10,000 units	2017/01/26	200,000,000	2016/09/20
60116	Credit Suisse AG	HSI R Bear CBBC Jan 2017 G	0.2500	24,500 per 10,000 units	24,300 per 10,000 units	2017/01/26	200,000,000	2016/09/20
60062	Goldman Sachs SP (Asia)	HSI R Bull CBBC Nov 2017 V	0.2500	23,800 per 10,000 units	24,000 per 10,000 units	2017/11/29	200,000,000	2016/09/20
60069	Goldman Sachs SP (Asia)	HSI R Bull CBBC Nov 2017 X	0.2500	23,500 per 10,000 units	23,600 per 10,000 units	2017/11/29	200,000,000	2016/09/20

Newly listed callable bull/bear contracts (continued)

Code	Issuer	Name of issue	Issue prices (HK\$)	Strike price (HKD) / Strike level per 10 units	Call price (HKD) / Call level per 10 units	Expiry date	No. of issue (units)	Listing date
60068	Goldman Sachs SP (Asia)	HSI R Bear CBBC Feb 2017 P	0.2500	24,400 per 10,000 units	24,200 per 10,000 units	2017/02/27	200,000,000	2016/09/20
60199	Goldman Sachs SP (Asia)	HSI R Bear CBBC Feb 2017 Q	0.2500	23,391 per 10,000 units	23,291 per 10,000 units	2017/02/27	200,000,000	2016/09/20
60200	Goldman Sachs SP (Asia)	HSI R Bear CBBC Feb 2017 R	0.2500	23,700 per 10,000 units	23,500 per 10,000 units	2017/02/27	200,000,000	2016/09/20
60097	HK Bank	Galaxy Ent R Bull CBBC Nov 2017 B	0.2500	25.78 per 100 units	26.58 per 100 units	2017/11/27	40,000,000	2016/09/20
60087	HK Bank	HSI R Bear CBBC Apr 2017 I	0.2500	23,988 per 15,000 units	23,788 per 15,000 units	2017/04/27	150,000,000	2016/09/20
60076	HK Bank	HSI R Bear CBBC May 2017 E	0.2500	24,188 per 15,000 units	23,988 per 15,000 units	2017/05/29	150,000,000	2016/09/20
60088	HK Bank	HSI R Bear CBBC Sep 2017 B	0.2500	24,388 per 15,000 units	24,188 per 15,000 units	2017/09/28	150,000,000	2016/09/20
60072	HK Bank	HSI R Bear CBBC Oct 2017 E	0.2500	25,688 per 15,000 units	25,488 per 15,000 units	2017/10/30	150,000,000	2016/09/20
60071	HK Bank	HSI R Bear CBBC Nov 2017 C	0.2500	24,588 per 15,000 units	24,388 per 15,000 units	2017/11/29	150,000,000	2016/09/20
60093	HK Bank	Tencent R Bull CBBC Sep 2017 C	0.2500	198.38 per 100 units	200.38 per 100 units	2017/09/25	50,000,000	2016/09/20
60099	HK Bank	Tencent R Bear CBBC Apr 2017 F	0.2500	217.88 per 100 units	215.88 per 100 units	2017/04/27	40,000,000	2016/09/20
60165	J P Morgan SP BV	HKEX R Bear CBBC Jul 2017 B	0.2500	218.88 per 100 units	216.08 per 100 units	2017/07/21	40,000,000	2016/09/20
60147	J P Morgan SP BV	HSI R Bull CBBC Nov 2017 F	0.2500	23,800 per 10,000 units	24,000 per 10,000 units	2017/11/29	200,000,000	2016/09/20
60144	J P Morgan SP BV	HSI R Bull CBBC Dec 2017 O	0.2500	23,568 per 10,000 units	23,668 per 10,000 units	2017/12/28	200,000,000	2016/09/20
60152	J P Morgan SP BV	HSI R Bull CBBC Jan 2018 Z	0.2500	23,100 per 10,000 units	23,300 per 10,000 units	2018/01/30	200,000,000	2016/09/20
60161	J P Morgan SP BV	HSI R Bear CBBC Dec 2016 D	0.2500	23,700 per 12,000 units	23,500 per 12,000 units	2016/12/29	200,000,000	2016/09/20
60158	J P Morgan SP BV	HSI R Bear CBBC Dec 2016 W	0.2500	23,391 per 10,000 units	23,291 per 10,000 units	2016/12/29	200,000,000	2016/09/20
60163	J P Morgan SP BV	HSI R Bear CBBC Jan 2017 C	0.2500	24,300 per 10,000 units	24,100 per 10,000 units	2017/01/26	200,000,000	2016/09/20
60162	J P Morgan SP BV	HSI R Bear CBBC Jan 2017 I	0.2500	23,848 per 12,000 units	23,748 per 12,000 units	2017/01/26	200,000,000	2016/09/20
60164	J P Morgan SP BV	Tencent R Bear CBBC Nov 2017 B	0.2500	216.88 per 100 units	214.08 per 100 units	2017/11/17	40,000,000	2016/09/20
60105	Macquarie Bank Ltd.	HSI R Bear CBBC Apr 2017 A	0.2550	24,400 per 20,000 units	24,200 per 20,000 units	2017/04/27	40,000,000	2016/09/20
60106	Macquarie Bank Ltd.	HSI R Bear CBBC Apr 2017 B	0.2500	24,100 per 20,000 units	23,900 per 20,000 units	2017/04/27	40,000,000	2016/09/20
60128	SG Issuer	HSI R Bear CBBC Feb 2017 E	0.2500	23,538 per 12,000 units	23,438 per 12,000 units	2017/02/27	200,000,000	2016/09/20
60132	SG Issuer	HSI R Bear CBBC Feb 2017 F	0.2500	23,638 per 12,000 units	23,538 per 12,000 units	2017/02/27	200,000,000	2016/09/20
60142	SG Issuer	HSI R Bear CBBC Feb 2017 G	0.2500	24,188 per 10,000 units	24,088 per 10,000 units	2017/02/27	200,000,000	2016/09/20
60143	SG Issuer	HSI R Bear CBBC Feb 2017 H	0.2500	24,388 per 10,000 units	24,288 per 10,000 units	2017/02/27	200,000,000	2016/09/20
60126	SG Issuer	HSI R Bear CBBC Feb 2017 O	0.2500	23,438 per 12,000 units	23,338 per 12,000 units	2017/02/27	200,000,000	2016/09/20
60138	SG Issuer	HSI R Bear CBBC Feb 2017 P	0.2500	24,138 per 12,000 units	24,038 per 12,000 units	2017/02/27	200,000,000	2016/09/20
60134	SG Issuer	HSI R Bear CBBC Feb 2017 Y	0.2500	23,938 per 12,000 units	23,838 per 12,000 units	2017/02/27	200,000,000	2016/09/20
60168	UBS AG	HSI R Bull CBBC Sep 2017 G	0.2500	23,550 per 13,000 units	23,750 per 13,000 units	2017/09/28	200,000,000	2016/09/20
60170	UBS AG	HSI R Bull CBBC Oct 2017 P	0.2500	23,150 per 10,000 units	23,350 per 10,000 units	2017/10/30	200,000,000	2016/09/20
60166	UBS AG	HSI R Bull CBBC Nov 2017 Q	0.2500	23,899 per 10,000 units	24,099 per 10,000 units	2017/11/29	200,000,000	2016/09/20
60169	UBS AG	HSI R Bull CBBC Nov 2017 R	0.2500	23,300 per 10,000 units	23,500 per 10,000 units	2017/11/29	200,000,000	2016/09/20
60167	UBS AG	HSI R Bull CBBC Jan 2018 A	0.2500	23,750 per 13,000 units	23,950 per 13,000 units	2018/01/30	200,000,000	2016/09/20
60177	UBS AG	HSI R Bear CBBC Dec 2016 H	0.2500	23,491 per 12,000 units	23,291 per 12,000 units	2016/12/29	200,000,000	2016/09/20
60191	UBS AG	HSI R Bear CBBC Dec 2016 I	0.2500	24,688 per 14,000 units	24,488 per 14,000 units	2016/12/29	200,000,000	2016/09/20
60190	UBS AG	HSI R Bear CBBC Dec 2016 J	0.2500	24,450 per 12,000 units	24,250 per 12,000 units	2016/12/29	200,000,000	2016/09/20
60184	UBS AG	HSI R Bear CBBC Jan 2017 T	0.2500	24,050 per 12,000 units	23,850 per 12,000 units	2017/01/26	200,000,000	2016/09/20
60179	UBS AG	HSI R Bear CBBC Feb 2017 I	0.2500	23,700 per 10,000 units	23,500 per 10,000 units	2017/02/27	200,000,000	2016/09/20
60189	UBS AG	HSI R Bear CBBC Mar 2017 I	0.2500	24,250 per 14,000 units	24,050 per 14,000 units	2017/03/30	200,000,000	2016/09/20
60262	BNP Paribas Arbit Issu B.V.	HSCEI R Bear CBBC Feb 2017 I	0.2500	10,400 per 10,000 units	10,200 per 10,000 units	2017/02/27	100,000,000	2016/09/21
60256	BNP Paribas Arbit Issu B.V.	HSCEI R Bear CBBC Mar 2017 J	0.2500	10,200 per 10,000 units	10,000 per 10,000 units	2017/03/30	100,000,000	2016/09/21
60255	BNP Paribas Arbit Issu B.V.	HSI R Bull CBBC Nov 2017 L	0.2500	23,100 per 10,000 units	23,300 per 10,000 units	2017/11/29	250,000,000	2016/09/21

Newly listed callable bull/bear contracts (continued)

Code	Issuer	Name of issue	Issue prices (HK\$)	Strike price (HKD) / Strike level per 10 units	Call price (HKD) / Call level per 10 units	Expiry date	No. of issue (units)	Listing date
60254	BNP Paribas Arbit Issu B.V.	HSI R Bull CBBC Dec 2017 K	0.2500	23,000 per 10,000 units	23,200 per 10,000 units	2017/12/28	250,000,000	2016/09/21
60287	Credit Suisse AG	HSI R Bull CBBC Nov 2017 C	0.2500	23,250 per 10,000 units	23,450 per 10,000 units	2017/11/29	200,000,000	2016/09/21
60288	Credit Suisse AG	HSI R Bull CBBC Nov 2017 D	0.2500	23,100 per 10,000 units	23,300 per 10,000 units	2017/11/29	200,000,000	2016/09/21
60289	Credit Suisse AG	HSI R Bull CBBC Nov 2017 Q	0.2500	22,400 per 10,000 units	22,600 per 10,000 units	2017/11/29	200,000,000	2016/09/21
60281	Credit Suisse AG	HSI R Bear CBBC Dec 2016 I	0.2500	24,100 per 10,000 units	23,900 per 10,000 units	2016/12/29	200,000,000	2016/09/21
60290	Credit Suisse AG	HSI R Bear CBBC Dec 2016 L	0.2500	23,416 per 12,000 units	23,216 per 12,000 units	2016/12/29	200,000,000	2016/09/21
60283	Credit Suisse AG	HSI R Bear CBBC Dec 2016 T	0.2500	24,400 per 10,000 units	24,200 per 10,000 units	2016/12/29	200,000,000	2016/09/21
60265	Credit Suisse AG	HSI R Bear CBBC Jan 2017 D	0.2500	23,700 per 10,000 units	23,500 per 10,000 units	2017/01/26	200,000,000	2016/09/21
60263	Credit Suisse AG	HSI R Bear CBBC Jan 2017 E	0.2500	23,550 per 10,000 units	23,350 per 10,000 units	2017/01/26	200,000,000	2016/09/21
60277	Credit Suisse AG	HSI R Bear CBBC Jan 2017 L	0.2500	23,850 per 10,000 units	23,650 per 10,000 units	2017/01/26	200,000,000	2016/09/21
60235	Bank of East Asia	HKEX R Bull CBBC Sep 2017 A	0.2500	193 per 100 units	196 per 100 units	2017/09/28	40,000,000	2016/09/21
60237	Bank of East Asia	Tencent R Bear CBBC Apr 2017 D	0.2500	231 per 100 units	228 per 100 units	2017/04/27	40,000,000	2016/09/21
60242	Goldman Sachs SP (Asia)	HSI R Bull CBBC Jan 2018 E	0.2500	23,382 per 10,000 units	23,482 per 10,000 units	2018/01/30	200,000,000	2016/09/21
60252	Goldman Sachs SP (Asia)	HSI R Bull CBBC Jan 2018 F	0.2500	23,000 per 10,000 units	23,200 per 10,000 units	2018/01/30	200,000,000	2016/09/21
60239	Goldman Sachs SP (Asia)	HSI R Bear CBBC Mar 2017 P	0.2500	23,700 per 10,000 units	23,600 per 10,000 units	2017/03/30	200,000,000	2016/09/21
60240	Goldman Sachs SP (Asia)	HSI R Bear CBBC Mar 2017 Q	0.2500	24,500 per 10,000 units	24,300 per 10,000 units	2017/03/30	200,000,000	2016/09/21
60351	Goldman Sachs SP (Asia)	HSI R Bear CBBC Mar 2017 R	0.2500	23,316 per 10,000 units	23,216 per 10,000 units	2017/03/30	200,000,000	2016/09/21
60234	HK Bank	HSCEI R Bear CBBC Apr 2017 C	0.2500	9,986 per 10,000 units	9,886 per 10,000 units	2017/04/27	50,000,000	2016/09/21
60233	HK Bank	HSCEI R Bear CBBC May 2017 D	0.2500	10,186 per 10,000 units	10,086 per 10,000 units	2017/05/29	50,000,000	2016/09/21
60223	HK Bank	HSI R Bear CBBC Mar 2017 O	0.2500	23,788 per 15,000 units	23,588 per 15,000 units	2017/03/30	150,000,000	2016/09/21
60216	Haitong Int'l Sec	China Mobile R Bull CBBC Sep 2017 A	0.2510	87.50 per 100 units	88.80 per 100 units	2017/09/26	40,000,000	2016/09/21
60214	Haitong Int'l Sec	CC Bank R Bull CBBC Sep 2017 A	0.2500	5.1000	5.2000	2017/09/12	40,000,000	2016/09/21
60204	Haitong Int'l Sec	HKEX R Bull CBBC Sep 2017 A	0.2510	184.80 per 100 units	186.80 per 100 units	2017/09/14	40,000,000	2016/09/21
60201	Haitong Int'l Sec	HSBC R Bull CBBC Sep 2017 A	0.2510	53.28 per 100 units	54.28 per 100 units	2017/09/15	40,000,000	2016/09/21
60213	Haitong Int'l Sec	Tencent R Bull CBBC Sep 2017 A	0.2520	187.80 per 100 units	189.80 per 100 units	2017/09/13	40,000,000	2016/09/21
60297	J P Morgan SP BV	HSI R Bull CBBC Feb 2018 H	0.2500	23,168 per 12,000 units	23,268 per 12,000 units	2018/02/27	200,000,000	2016/09/21
60347	J P Morgan SP BV	HSI R Bear CBBC Dec 2016 F	0.2500	23,316 per 10,000 units	23,216 per 10,000 units	2016/12/29	200,000,000	2016/09/21
60294	J P Morgan SP BV	HSI R Bear CBBC Dec 2016 J	0.2500	23,648 per 10,000 units	23,548 per 10,000 units	2016/12/29	200,000,000	2016/09/21
60292	J P Morgan SP BV	HSI R Bear CBBC Dec 2016 X	0.2500	23,448 per 12,000 units	23,348 per 12,000 units	2016/12/29	200,000,000	2016/09/21
60327	SG Issuer	HSI R Bull CBBC Mar 2018 C	0.2500	23,108 per 10,000 units	23,208 per 10,000 units	2018/03/28	200,000,000	2016/09/21
60338	SG Issuer	HSI R Bear CBBC Dec 2016 S	0.2500	24,188 per 10,000 units	23,988 per 10,000 units	2016/12/29	200,000,000	2016/09/21
60341	SG Issuer	HSI R Bear CBBC Dec 2016 T	0.2500	24,388 per 10,000 units	24,188 per 10,000 units	2016/12/29	200,000,000	2016/09/21
60345	SG Issuer	HSI R Bear CBBC Dec 2016 U	0.2500	24,438 per 12,000 units	24,338 per 12,000 units	2016/12/29	200,000,000	2016/09/21
60328	SG Issuer	HSI R Bear CBBC Feb 2017 I	0.2500	23,338 per 12,000 units	23,238 per 12,000 units	2017/02/27	200,000,000	2016/09/21
60333	SG Issuer	HSI R Bear CBBC Feb 2017 J	0.2500	23,988 per 10,000 units	23,888 per 10,000 units	2017/02/27	200,000,000	2016/09/21
60320	UBS AG	HSI R Bull CBBC Sep 2017 R	0.2500	23,282 per 14,000 units	23,482 per 14,000 units	2017/09/28	200,000,000	2016/09/21
60321	UBS AG	HSI R Bull CBBC Nov 2017 V	0.2500	23,050 per 12,000 units	23,250 per 12,000 units	2017/11/29	200,000,000	2016/09/21
60304	UBS AG	HSI R Bear CBBC Dec 2016 L	0.2500	23,750 per 12,000 units	23,550 per 12,000 units	2016/12/29	200,000,000	2016/09/21
60315	UBS AG	HSI R Bear CBBC Dec 2016 O	0.2500	24,550 per 14,000 units	24,350 per 14,000 units	2016/12/29	200,000,000	2016/09/21
60323	UBS AG	HSI R Bear CBBC Dec 2016 Q	0.2500	23,600 per 12,000 units	23,400 per 12,000 units	2016/12/29	200,000,000	2016/09/21
60324	UBS AG	HSI R Bear CBBC Dec 2016 U	0.2500	23,416 per 12,000 units	23,216 per 12,000 units	2016/12/29	200,000,000	2016/09/21
60312	UBS AG	HSI R Bear CBBC Jan 2017 Q	0.2500	24,300 per 12,000 units	24,100 per 12,000 units	2017/01/26	200,000,000	2016/09/21
60309	UBS AG	HSI R Bear CBBC Jan 2017 W	0.2500	24,150 per 10,000 units	23,950 per 10,000 units	2017/01/26	200,000,000	2016/09/21

Newly listed callable bull/bear contracts (continued)

Code	Issuer	Name of issue	Issue prices (HK\$)	Strike price (HKD) / Strike level per 10 units	Call price (HKD) / Call level per 10 units	Expiry date	No. of issue (units)	Listing date
60317	UBS AG	HSI R Bear CBBC Mar 2017 J	0.2500	26,088 per 14,000 units	25,888 per 14,000 units	2017/03/30	200,000,000	2016/09/21
60429	BNP Paribas Arbit Issu B.V.	HSI R Bear CBBC Feb 2017 D	0.2500	23,400 per 10,000 units	23,200 per 10,000 units	2017/02/27	250,000,000	2016/09/22
60417	Credit Suisse AG	HSI R Bull CBBC Oct 2017 U	0.2500	23,000 per 12,000 units	23,200 per 12,000 units	2017/10/30	200,000,000	2016/09/22
60427	Credit Suisse AG	HSI R Bear CBBC Dec 2016 U	0.2500	23,391 per 10,000 units	23,191 per 10,000 units	2016/12/29	200,000,000	2016/09/22
60414	Credit Suisse AG	HSI R Bear CBBC Jan 2017 M	0.2500	23,650 per 12,000 units	23,450 per 12,000 units	2017/01/26	200,000,000	2016/09/22
60416	Credit Suisse AG	HSI R Bear CBBC Feb 2017 M	0.2500	23,800 per 12,000 units	23,600 per 12,000 units	2017/02/27	200,000,000	2016/09/22
60396	Goldman Sachs SP (Asia)	HSI R Bull CBBC Oct 2017 A	0.2500	22,900 per 10,000 units	23,100 per 10,000 units	2017/10/30	200,000,000	2016/09/22
60397	Goldman Sachs SP (Asia)	HSI R Bear CBBC Feb 2017 S	0.2500	23,600 per 10,000 units	23,400 per 10,000 units	2017/02/27	200,000,000	2016/09/22
60389	HK Bank	Sinopec Corp R Bear CBBC May 2017 A	0.2500	6.2100	6.0600	2017/05/15	40,000,000	2016/09/22
60387	HK Bank	HKEX R Bear CBBC Mar 2017 C	0.2500	210.86 per 100 units	208.86 per 100 units	2017/03/30	40,000,000	2016/09/22
60379	HK Bank	Tencent R Bear CBBC Apr 2017 G	0.2500	212.88 per 100 units	210.88 per 100 units	2017/04/28	40,000,000	2016/09/22
60355	Haitong Int'l Sec	HSI R Bull CBBC Dec 2017 K	0.2500	22,550 per 10,000 units	22,750 per 10,000 units	2017/12/28	150,000,000	2016/09/22
60357	Haitong Int'l Sec	HSI R Bull CBBC Dec 2017 L	0.2510	22,888 per 10,000 units	23,088 per 10,000 units	2017/12/28	150,000,000	2016/09/22
60359	Haitong Int'l Sec	HSI R Bear CBBC Jan 2017 W	0.2510	23,800 per 10,000 units	23,600 per 10,000 units	2017/01/26	150,000,000	2016/09/22
60361	Haitong Int'l Sec	HSI R Bear CBBC Jan 2017 X	0.2500	23,700 per 10,000 units	23,500 per 10,000 units	2017/01/26	150,000,000	2016/09/22
60362	Haitong Int'l Sec	HSI R Bear CBBC Jan 2017 Y	0.2500	23,588 per 10,000 units	23,388 per 10,000 units	2017/01/26	150,000,000	2016/09/22
60450	J P Morgan SP BV	HSI R Bull CBBC Jan 2018 F	0.2500	23,000 per 10,000 units	23,200 per 10,000 units	2018/01/30	200,000,000	2016/09/22
60451	J P Morgan SP BV	HSI R Bear CBBC Dec 2016 G	0.2500	23,600 per 12,000 units	23,400 per 12,000 units	2016/12/29	200,000,000	2016/09/22
60461	J P Morgan SP BV	HSI R Bear CBBC Jan 2017 E	0.2500	23,748 per 10,000 units	23,648 per 10,000 units	2017/01/26	200,000,000	2016/09/22
60469	J P Morgan SP BV	HSI R Bear CBBC Jan 2017 O	0.2500	24,048 per 12,000 units	23,948 per 12,000 units	2017/01/26	200,000,000	2016/09/22
60431	SG Issuer	HSI R Bull CBBC Mar 2018 D	0.2500	21,900 per 20,000 units	22,000 per 20,000 units	2018/03/28	200,000,000	2016/09/22
60439	SG Issuer	HSI R Bull CBBC Mar 2018 O	0.2500	22,700 per 20,000 units	22,800 per 20,000 units	2018/03/28	200,000,000	2016/09/22
60447	SG Issuer	HSI R Bull CBBC Mar 2018 P	0.2500	23,058 per 12,000 units	23,158 per 12,000 units	2018/03/28	200,000,000	2016/09/22
60436	SG Issuer	HSI R Bull CBBC Mar 2018 Q	0.2500	22,300 per 20,000 units	22,400 per 20,000 units	2018/03/28	200,000,000	2016/09/22
60449	SG Issuer	HSI R Bear CBBC Mar 2017 A	0.2500	26,300 per 20,000 units	26,200 per 20,000 units	2017/03/30	200,000,000	2016/09/22
60403	UBS AG	HSI R Bull CBBC Sep 2017 Z	0.2500	23,034 per 14,000 units	23,234 per 14,000 units	2017/09/28	300,000,000	2016/09/22
60366	UBS AG	HSI R Bear CBBC Dec 2016 D	0.2500	23,550 per 10,000 units	23,350 per 10,000 units	2016/12/29	200,000,000	2016/09/22
60404	UBS AG	HSI R Bear CBBC Dec 2016 K	0.2500	23,800 per 10,000 units	23,600 per 10,000 units	2016/12/29	200,000,000	2016/09/22
60406	UBS AG	HSI R Bear CBBC Dec 2016 S	0.2500	24,400 per 10,000 units	24,200 per 10,000 units	2016/12/29	200,000,000	2016/09/22
60413	UBS AG	HSI R Bear CBBC Jan 2017 R	0.2500	23,391 per 10,000 units	23,191 per 10,000 units	2017/01/26	200,000,000	2016/09/22
60531	Credit Suisse AG	HSI R Bull CBBC Sep 2017 K	0.2500	23,050 per 10,000 units	23,250 per 10,000 units	2017/09/28	200,000,000	2016/09/23
60511	Credit Suisse AG	HSI R Bear CBBC Feb 2017 N	0.2500	23,450 per 10,000 units	23,250 per 10,000 units	2017/02/27	200,000,000	2016/09/23
60514	Credit Suisse AG	HSI R Bear CBBC Feb 2017 O	0.2500	24,450 per 12,000 units	24,250 per 12,000 units	2017/02/27	200,000,000	2016/09/23
60505	Goldman Sachs SP (Asia)	HSI R Bull CBBC Oct 2017 B	0.2500	23,100 per 10,000 units	23,300 per 10,000 units	2017/10/30	200,000,000	2016/09/23
60506	Goldman Sachs SP (Asia)	HSI R Bear CBBC Feb 2017 T	0.2500	24,200 per 10,000 units	24,000 per 10,000 units	2017/02/27	200,000,000	2016/09/23
60480	HK Bank	China Life R Bear CBBC Nov 2017 A	0.2500	21.9800	21.5800	2017/11/27	40,000,000	2016/09/23
60473	HK Bank	ICBC R Bear CBBC Dec 2017 A	0.2500	5.7800	5.6800	2017/12/18	40,000,000	2016/09/23
60482	HK Bank	Tencent R Bull CBBC Oct 2017 B	0.2500	205.88 per 100 units	207.88 per 100 units	2017/10/24	50,000,000	2016/09/23
60527	J P Morgan SP BV	Galaxy Ent R Bull CBBC Dec 2017 A	0.2500	27.08 per 100 units	27.88 per 100 units	2017/12/15	100,000,000	2016/09/23
60530	J P Morgan SP BV	HSI R Bull CBBC Jan 2018 G	0.2500	23,068 per 12,000 units	23,168 per 12,000 units	2018/01/30	200,000,000	2016/09/23
60510	J P Morgan SP BV	HSI R Bear CBBC Dec 2016 H	0.2500	23,548 per 10,000 units	23,448 per 10,000 units	2016/12/29	200,000,000	2016/09/23
60508	J P Morgan SP BV	HSI R Bear CBBC Dec 2016 I	0.2500	23,291 per 10,000 units	23,191 per 10,000 units	2016/12/29	200,000,000	2016/09/23
60509	J P Morgan SP BV	HSI R Bear CBBC Jan 2017 P	0.2500	23,948 per 10,000 units	23,848 per 10,000 units	2017/01/26	200,000,000	2016/09/23

Newly listed callable bull/bear contracts (continued)

Code	Issuer	Name of issue	Issue prices (HK\$)	Strike price (HKD) / Strike level per 10 units	Call price (HKD) / Call level per 10 units	Expiry date	No. of issue (units)	Listing date
60524	J P Morgan SP BV	Sands China R Bull CBBC Oct 2017 A	0.2500	31.08 per 100 units	31.88 per 100 units	2017/10/20	100,000,000	2016/09/23
60528	J P Morgan SP BV	Tencent R Bull CBBC Oct 2017 B	0.2500	204.38 per 100 units	206.88 per 100 units	2017/10/20	40,000,000	2016/09/23
60533	SG Issuer	HSI R Bull CBBC Mar 2018 R	0.2500	23,108 per 10,000 units	23,308 per 10,000 units	2018/03/28	200,000,000	2016/09/23
60535	SG Issuer	HSI R Bull CBBC Mar 2018 S	0.2500	23,158 per 12,000 units	23,258 per 12,000 units	2018/03/28	200,000,000	2016/09/23
60493	UBS AG	HKEX R Bull CBBC Sep 2017 C	0.2500	188 per 100 units	190 per 100 units	2017/09/11	40,000,000	2016/09/23
60496	UBS AG	HSCEI R Bull CBBC Sep 2017 F	0.2500	9,000 per 10,000 units	9,100 per 10,000 units	2017/09/28	100,000,000	2016/09/23
60499	UBS AG	HSCEI R Bear CBBC Dec 2016 A	0.2500	10,088 per 10,000 units	9,988 per 10,000 units	2016/12/29	100,000,000	2016/09/23
60518	UBS AG	HSI R Bull CBBC Oct 2017 B	0.2500	22,950 per 12,000 units	23,150 per 12,000 units	2017/10/30	200,000,000	2016/09/23
60517	UBS AG	HSI R Bull CBBC Dec 2017 P	0.2500	23,100 per 13,000 units	23,300 per 13,000 units	2017/12/28	300,000,000	2016/09/23
60494	UBS AG	HSI R Bear CBBC Dec 2016 V	0.2500	23,650 per 13,000 units	23,450 per 13,000 units	2016/12/29	300,000,000	2016/09/23
60484	UBS AG	HSI R Bear CBBC Jan 2017 A	0.2500	23,488 per 14,000 units	23,288 per 14,000 units	2017/01/26	300,000,000	2016/09/23
60495	UBS AG	HSI R Bear CBBC Jan 2017 B	0.2500	23,850 per 12,000 units	23,650 per 12,000 units	2017/01/26	200,000,000	2016/09/23
60485	UBS AG	Ping An R Bull CBBC Oct 2017 B	0.2500	37.40 per 100 units	38 per 100 units	2017/10/16	100,000,000	2016/09/23
60490	UBS AG	Tencent R Bull CBBC Sep 2017 A	0.2500	196.50 per 100 units	199 per 100 units	2017/09/15	50,000,000	2016/09/23
60491	UBS AG	Tencent R Bear CBBC Apr 2017 D	0.2500	225 per 100 units	222 per 100 units	2017/04/10	50,000,000	2016/09/23
60545	Credit Suisse AG	HSI R Bull CBBC Aug 2017 G	0.2500	23,350 per 12,000 units	23,550 per 12,000 units	2017/08/30	200,000,000	2016/09/26
60544	Credit Suisse AG	HSI R Bull CBBC Oct 2017 V	0.2500	23,200 per 10,000 units	23,400 per 10,000 units	2017/10/30	200,000,000	2016/09/26
60542	Credit Suisse AG	HSI R Bull CBBC Nov 2017 S	0.2500	22,950 per 10,000 units	23,150 per 10,000 units	2017/11/29	200,000,000	2016/09/26
60539	Credit Suisse AG	HSI R Bear CBBC Dec 2016 V	0.2500	24,200 per 10,000 units	24,000 per 10,000 units	2016/12/29	200,000,000	2016/09/26
60537	Credit Suisse AG	HSI R Bear CBBC Feb 2017 P	0.2500	23,536 per 12,000 units	23,336 per 12,000 units	2017/02/27	200,000,000	2016/09/26
60536	Goldman Sachs SP (Asia)	HSI R Bull CBBC Oct 2017 C	0.2500	23,200 per 10,000 units	23,400 per 10,000 units	2017/10/30	200,000,000	2016/09/26
60568	Goldman Sachs SP (Asia)	HSI R Bull CBBC Oct 2017 D	0.2500	23,350 per 10,000 units	23,550 per 10,000 units	2017/10/30	200,000,000	2016/09/26
60558	J P Morgan SP BV	HSI R Bull CBBC Oct 2017 V	0.2500	23,300 per 10,000 units	23,500 per 10,000 units	2017/10/30	200,000,000	2016/09/26
60566	J P Morgan SP BV	HSI R Bull CBBC Jan 2018 S	0.2500	22,968 per 12,000 units	23,068 per 12,000 units	2018/01/30	200,000,000	2016/09/26
60556	J P Morgan SP BV	HSI R Bear CBBC Dec 2016 C	0.2500	24,400 per 12,000 units	24,200 per 12,000 units	2016/12/29	200,000,000	2016/09/26
60555	J P Morgan SP BV	HSI R Bear CBBC Dec 2016 K	0.2500	23,800 per 10,000 units	23,600 per 10,000 units	2016/12/29	200,000,000	2016/09/26
60567	J P Morgan SP BV	Ping An R Bull CBBC Nov 2017 C	0.2500	40.28 per 100 units	40.88 per 100 units	2017/11/17	100,000,000	2016/09/26
60554	SG Issuer	HSI R Bull CBBC Mar 2018 T	0.2500	23,308 per 10,000 units	23,508 per 10,000 units	2018/03/28	200,000,000	2016/09/26
60581	UBS AG	HSI R Bull CBBC Sep 2017 K	0.2500	23,200 per 12,000 units	23,400 per 12,000 units	2017/09/28	200,000,000	2016/09/26
60575	UBS AG	HSI R Bull CBBC Oct 2017 W	0.2500	23,350 per 12,000 units	23,550 per 12,000 units	2017/10/30	200,000,000	2016/09/26
60576	UBS AG	HSI R Bull CBBC Nov 2017 J	0.2500	23,000 per 10,000 units	23,200 per 10,000 units	2017/11/29	200,000,000	2016/09/26
60574	UBS AG	HSI R Bear CBBC Dec 2016 A	0.2500	23,536 per 10,000 units	23,336 per 10,000 units	2016/12/29	200,000,000	2016/09/26
60584	BNP Paribas Arbit Issu B.V.	HSI R Bull CBBC Nov 2017 M	0.2500	23,300 per 10,000 units	23,500 per 10,000 units	2017/11/29	250,000,000	2016/09/27
60582	BNP Paribas Arbit Issu B.V.	HSI R Bull CBBC Dec 2017 L	0.2500	23,200 per 10,000 units	23,400 per 10,000 units	2017/12/28	250,000,000	2016/09/27
60611	Credit Suisse AG	HKEX R Bull CBBC Nov 2017 A	0.2500	200.30 per 100 units	201.80 per 100 units	2017/11/29	50,000,000	2016/09/27
60608	Credit Suisse AG	HSI R Bull CBBC Oct 2017 E	0.2500	23,300 per 10,000 units	23,500 per 10,000 units	2017/10/30	200,000,000	2016/09/27
60614	Credit Suisse AG	HSI R Bear CBBC Feb 2017 Q	0.2500	23,728 per 12,000 units	23,528 per 12,000 units	2017/02/27	200,000,000	2016/09/27
60600	Bank of East Asia	COVS R Bull CBBC Dec 2017 A	0.4000	24.0800	24.8800	2017/12/08	25,000,000	2016/09/27
60604	Bank of East Asia	Galaxy Ent R Bull CBBC Dec 2017 A	0.4000	27.4700	28.2700	2017/12/08	25,000,000	2016/09/27
60606	Bank of East Asia	Ping An R Bull CBBC Dec 2017 B	0.6500	39.4800	40.0800	2017/12/08	16,000,000	2016/09/27
60599	Bank of East Asia	Tencent R Bull CBBC Sep 2017 A	0.3500	199 per 100 units	201.50 per 100 units	2017/09/29	30,000,000	2016/09/27
60591	HK Bank	HSCEI R Bull CBBC Aug 2017 E	0.2500	9,538 per 10,000 units	9,638 per 10,000 units	2017/08/30	60,000,000	2016/09/27
60589	HK Bank	HSI R Bull CBBC Oct 2017 B	0.2500	23,098 per 15,000 units	23,298 per 15,000 units	2017/10/30	150,000,000	2016/09/27

Newly listed callable bull/bear contracts (continued)

Code	Issuer	Name of issue	Issue prices (HK\$)	Strike price (HKD) / Strike level per 10 units	Call price (HKD) / Call level per 10 units	Expiry date	No. of issue (units)	Listing date
60588	HK Bank	Sands China R Bull CBBC Sep 2017 A	0.2500	31.28 per 100 units	32.08 per 100 units	2017/09/25	40,000,000	2016/09/27
60652	J P Morgan SP BV	HKEX R Bull CBBC Nov 2017 F	0.2500	195.88 per 100 units	197.88 per 100 units	2017/11/17	40,000,000	2016/09/27
60647	J P Morgan SP BV	HSI R Bull CBBC Nov 2017 R	0.2500	23,430 per 10,000 units	23,530 per 10,000 units	2017/11/29	200,000,000	2016/09/27
60649	J P Morgan SP BV	HSI R Bull CBBC Jan 2018 Q	0.2500	23,268 per 12,000 units	23,368 per 12,000 units	2018/01/30	200,000,000	2016/09/27
60650	J P Morgan SP BV	HSI R Bear CBBC Jan 2017 Q	0.2500	23,900 per 10,000 units	23,700 per 10,000 units	2017/01/26	200,000,000	2016/09/27
60651	J P Morgan SP BV	HSI R Bear CBBC Jan 2017 T	0.2500	24,148 per 10,000 units	24,048 per 10,000 units	2017/01/26	200,000,000	2016/09/27
60621	SG Issuer	HSI R Bull CBBC Mar 2018 U	0.2500	23,358 per 12,000 units	23,458 per 12,000 units	2018/03/28	200,000,000	2016/09/27
60624	SG Issuer	HSI R Bear CBBC Feb 2017 E	0.2500	23,638 per 12,000 units	23,538 per 12,000 units	2017/02/27	200,000,000	2016/09/27
60638	UBS AG	HSI R Bull CBBC Sep 2017 J	0.2500	22,688 per 14,000 units	22,888 per 14,000 units	2017/09/28	300,000,000	2016/09/27
60636	UBS AG	HSI R Bull CBBC Nov 2017 B	0.2500	23,300 per 10,000 units	23,500 per 10,000 units	2017/11/29	200,000,000	2016/09/27
60645	UBS AG	HSI R Bear CBBC Feb 2017 N	0.2500	23,701 per 10,000 units	23,501 per 10,000 units	2017/02/27	200,000,000	2016/09/27
60681	BNP Paribas Arbit Issu B.V.	HSI R Bull CBBC Dec 2017 M	0.2500	23,400 per 10,000 units	23,600 per 10,000 units	2017/12/28	250,000,000	2016/09/28
60672	BNP Paribas Arbit Issu B.V.	HSI R Bear CBBC Feb 2017 K	0.2500	23,800 per 10,000 units	23,600 per 10,000 units	2017/02/27	250,000,000	2016/09/28
60684	BNP Paribas Arbit Issu B.V.	HSI R Bear CBBC Mar 2017 B	0.2500	23,900 per 10,000 units	23,700 per 10,000 units	2017/03/30	250,000,000	2016/09/28
60691	Credit Suisse AG	HSI R Bull CBBC Dec 2017 Y	0.2500	23,250 per 10,000 units	23,450 per 10,000 units	2017/12/28	200,000,000	2016/09/28
60698	Credit Suisse AG	HSI R Bull CBBC Dec 2017 Z	0.2500	23,469 per 12,000 units	23,669 per 12,000 units	2017/12/28	200,000,000	2016/09/28
60685	Credit Suisse AG	HSI R Bear CBBC Dec 2016 W	0.2500	23,788 per 10,000 units	23,588 per 10,000 units	2016/12/29	200,000,000	2016/09/28
60678	Goldman Sachs SP (Asia)	HSI R Bull CBBC Oct 2017 E	0.2500	23,400 per 10,000 units	23,500 per 10,000 units	2017/10/30	200,000,000	2016/09/28
60709	Goldman Sachs SP (Asia)	HSI R Bull CBBC Oct 2017 F	0.2500	23,469 per 10,000 units	23,669 per 10,000 units	2017/10/30	200,000,000	2016/09/28
60680	Goldman Sachs SP (Asia)	HSI R Bear CBBC Feb 2017 U	0.2500	23,704 per 10,000 units	23,604 per 10,000 units	2017/02/27	200,000,000	2016/09/28
60711	Goldman Sachs SP (Asia)	HSI R Bear CBBC Mar 2017 S	0.2500	23,950 per 10,000 units	23,750 per 10,000 units	2017/03/30	200,000,000	2016/09/28
60671	Haitong Int'l Sec	CSOP A50 ETF R Bull CBBC Jan 2018 A	0.2510	10.3800	10.5800	2018/01/30	40,000,000	2016/09/28
60653	Haitong Int'l Sec	Galaxy Ent R Bull CBBC Nov 2017 A	0.3460	25.8000	26.6800	2017/11/10	30,000,000	2016/09/28
60656	Haitong Int'l Sec	Lenovo R Bull CBBC Sep 2017 A	0.2510	4.5800	4.7800	2017/09/29	40,000,000	2016/09/28
60666	Haitong Int'l Sec	PetCh R Bull CBBC Jul 2017 A	0.2500	4.3000	4.5000	2017/07/28	40,000,000	2016/09/28
60668	Haitong Int'l Sec	PICC P&C R Bull CBBC Oct 2017 A	0.2500	11.4000	11.8800	2017/10/30	40,000,000	2016/09/28
60718	J P Morgan SP BV	COVS R Bull CBBC Oct 2017 A	0.2500	23.08 per 100 units	23.88 per 100 units	2017/10/20	100,000,000	2016/09/28
60703	J P Morgan SP BV	HSI R Bull CBBC Oct 2017 X	0.2500	23,569 per 10,000 units	23,669 per 10,000 units	2017/10/30	200,000,000	2016/09/28
60704	J P Morgan SP BV	HSI R Bull CBBC Jan 2018 U	0.2500	23,200 per 10,000 units	23,400 per 10,000 units	2018/01/30	200,000,000	2016/09/28
60705	J P Morgan SP BV	HSI R Bear CBBC Dec 2016 B	0.2500	24,248 per 10,000 units	24,148 per 10,000 units	2016/12/29	200,000,000	2016/09/28
60702	J P Morgan SP BV	HSI R Bear CBBC Dec 2016 L	0.2500	23,648 per 12,000 units	23,548 per 12,000 units	2016/12/29	200,000,000	2016/09/28
60733	SG Issuer	HSI R Bull CBBC Mar 2018 M	0.2500	23,258 per 12,000 units	23,358 per 12,000 units	2018/03/28	200,000,000	2016/09/28
60735	SG Issuer	HSI R Bull CBBC Mar 2018 V	0.2500	23,508 per 10,000 units	23,608 per 10,000 units	2018/03/28	200,000,000	2016/09/28
60736	SG Issuer	HSI R Bull CBBC Mar 2018 W	0.2500	23,558 per 12,000 units	23,658 per 12,000 units	2018/03/28	200,000,000	2016/09/28
60739	SG Issuer	HSI R Bear CBBC Jan 2017 M	0.2500	23,788 per 10,000 units	23,688 per 10,000 units	2017/01/26	200,000,000	2016/09/28
60743	UBS AG	HSCEI R Bull CBBC Nov 2017 A	0.2500	9,488 per 10,000 units	9,588 per 10,000 units	2017/11/29	100,000,000	2016/09/28
60747	UBS AG	HSCEI R Bear CBBC Feb 2017 B	0.2500	10,588 per 10,000 units	10,488 per 10,000 units	2017/02/27	100,000,000	2016/09/28
60748	UBS AG	HSI R Bull CBBC Nov 2017 K	0.2500	23,469 per 12,000 units	23,669 per 12,000 units	2017/11/29	200,000,000	2016/09/28
60749	UBS AG	HSI R Bull CBBC Dec 2017 V	0.2500	23,250 per 14,000 units	23,450 per 14,000 units	2017/12/28	300,000,000	2016/09/28
60741	UBS AG	HSI R Bear CBBC Dec 2016 R	0.2500	23,731 per 12,000 units	23,531 per 12,000 units	2016/12/29	200,000,000	2016/09/28
60742	UBS AG	HSI R Bear CBBC Jan 2017 G	0.2500	23,900 per 10,000 units	23,700 per 10,000 units	2017/01/26	200,000,000	2016/09/28
60776	BNP Paribas Arbit Issu B.V.	HSI R Bull CBBC Nov 2017 N	0.2500	23,500 per 10,000 units	23,700 per 10,000 units	2017/11/29	250,000,000	2016/09/29
60782	BNP Paribas Arbit Issu B.V.	HSI R Bull CBBC Nov 2017 O	0.2500	23,700 per 10,000 units	23,900 per 10,000 units	2017/11/29	250,000,000	2016/09/29

Newly listed callable bull/bear contracts (continued)

Code	Issuer	Name of issue	Issue prices (HK\$)	Strike price (HKD) / Strike level per 10 units	Call price (HKD) / Call level per 10 units	Expiry date	No. of issue (units)	Listing date
60779	BNP Paribas Arbit Issu B.V.	HSI R Bull CBBC Dec 2017 N	0.2500	23,600 per 10,000 units	23,800 per 10,000 units	2017/12/28	250,000,000	2016/09/29
60751	BNP Paribas Arbit Issu B.V.	HSI R Bear CBBC Feb 2017 V	0.2500	24,000 per 10,000 units	23,800 per 10,000 units	2017/02/27	250,000,000	2016/09/29
60752	BNP Paribas Arbit Issu B.V.	HSI R Bear CBBC Feb 2017 Y	0.2500	24,200 per 10,000 units	24,000 per 10,000 units	2017/02/27	250,000,000	2016/09/29
60786	BNP Paribas Arbit Issu B.V.	HSI R Bear CBBC Mar 2017 Q	0.2500	24,100 per 10,000 units	23,900 per 10,000 units	2017/03/30	250,000,000	2016/09/29
60798	Credit Suisse AG	HSI R Bull CBBC Sep 2017 L	0.2500	23,600 per 12,000 units	23,800 per 12,000 units	2017/09/28	200,000,000	2016/09/29
60796	Credit Suisse AG	HSI R Bull CBBC Nov 2017 C	0.2500	23,740 per 12,000 units	23,940 per 12,000 units	2017/11/29	200,000,000	2016/09/29
60792	Credit Suisse AG	HSI R Bear CBBC Feb 2017 R	0.2500	24,100 per 10,000 units	23,900 per 10,000 units	2017/02/27	200,000,000	2016/09/29
60790	Credit Suisse AG	HSI R Bear CBBC Mar 2017 K	0.2500	24,250 per 12,000 units	24,050 per 12,000 units	2017/03/30	200,000,000	2016/09/29
60794	Credit Suisse AG	HSI R Bear CBBC Mar 2017 L	0.2500	23,870 per 12,000 units	23,670 per 12,000 units	2017/03/30	200,000,000	2016/09/29
60850	Goldman Sachs SP (Asia)	HSI R Bull CBBC Oct 2017 G	0.2500	23,650 per 10,000 units	23,750 per 10,000 units	2017/10/30	200,000,000	2016/09/29
60854	Goldman Sachs SP (Asia)	HSI R Bull CBBC Oct 2017 H	0.2500	23,500 per 10,000 units	23,600 per 10,000 units	2017/10/30	200,000,000	2016/09/29
60754	Goldman Sachs SP (Asia)	HSI R Bear CBBC Feb 2017 V	0.2500	23,900 per 10,000 units	23,700 per 10,000 units	2017/02/27	200,000,000	2016/09/29
60756	Goldman Sachs SP (Asia)	HSI R Bear CBBC Feb 2017 W	0.2500	24,000 per 10,000 units	23,900 per 10,000 units	2017/02/27	200,000,000	2016/09/29
60766	HK Bank	China Life R Bull CBBC Oct 2017 A	0.2500	20.4800	20.8800	2017/10/30	50,000,000	2016/09/29
60772	HK Bank	HKEX R Bull CBBC Nov 2017 B	0.2500	201.88 per 100 units	203.88 per 100 units	2017/11/27	50,000,000	2016/09/29
60770	HK Bank	HSI R Bull CBBC Oct 2017 C	0.2500	23,498 per 15,000 units	23,698 per 15,000 units	2017/10/30	150,000,000	2016/09/29
60767	HK Bank	HSI R Bull CBBC Nov 2017 A	0.2500	23,298 per 15,000 units	23,498 per 15,000 units	2017/11/29	150,000,000	2016/09/29
60769	HK Bank	HSI R Bear CBBC Nov 2017 D	0.2500	27,478 per 20,000 units	27,228 per 20,000 units	2017/11/29	150,000,000	2016/09/29
60771	HK Bank	Tencent R Bull CBBC Sep 2017 D	0.2500	208.88 per 100 units	210.88 per 100 units	2017/09/25	50,000,000	2016/09/29
60807	J P Morgan SP BV	HSI R Bull CBBC Oct 2017 Y	0.2500	23,840 per 10,000 units	23,940 per 10,000 units	2017/10/30	200,000,000	2016/09/29
60809	J P Morgan SP BV	HSI R Bull CBBC Jan 2018 V	0.2500	23,500 per 12,000 units	23,700 per 12,000 units	2018/01/30	250,000,000	2016/09/29
60810	J P Morgan SP BV	HSI R Bull CBBC Jan 2018 W	0.2500	23,368 per 12,000 units	23,468 per 12,000 units	2018/01/30	250,000,000	2016/09/29
60802	J P Morgan SP BV	HSI R Bear CBBC Dec 2016 M	0.2500	23,770 per 12,000 units	23,670 per 12,000 units	2016/12/29	200,000,000	2016/09/29
60812	J P Morgan SP BV	HSI R Bear CBBC Dec 2016 N	0.2500	24,500 per 10,000 units	24,300 per 10,000 units	2016/12/29	200,000,000	2016/09/29
60803	J P Morgan SP BV	HSI R Bear CBBC Dec 2016 Z	0.2500	24,100 per 10,000 units	23,900 per 10,000 units	2016/12/29	200,000,000	2016/09/29
60773	Macquarie Bank Ltd.	HSI R Bull CBBC Jul 2017 A	0.2500	23,050 per 20,000 units	23,250 per 20,000 units	2017/07/28	40,000,000	2016/09/29
60783	SG Issuer	HKEX R Bull CBBC Dec 2017 C	0.2500	200.08 per 100 units	202.08 per 100 units	2017/12/28	100,000,000	2016/09/29
60847	SG Issuer	HSI R Bull CBBC Mar 2018 A	0.2500	23,658 per 12,000 units	23,758 per 12,000 units	2018/03/28	200,000,000	2016/09/29
60843	SG Issuer	HSI R Bull CBBC Mar 2018 X	0.2500	23,308 per 10,000 units	23,408 per 10,000 units	2018/03/28	200,000,000	2016/09/29
60845	SG Issuer	HSI R Bull CBBC Mar 2018 Y	0.2500	23,458 per 12,000 units	23,558 per 12,000 units	2018/03/28	200,000,000	2016/09/29
60846	SG Issuer	HSI R Bull CBBC Mar 2018 Z	0.2500	23,508 per 10,000 units	23,708 per 10,000 units	2018/03/28	200,000,000	2016/09/29
60848	SG Issuer	HSI R Bear CBBC Jan 2017 X	0.2500	23,938 per 12,000 units	23,838 per 12,000 units	2017/01/26	200,000,000	2016/09/29
60849	SG Issuer	HSI R Bear CBBC Jan 2017 Z	0.2500	23,988 per 10,000 units	23,788 per 10,000 units	2017/01/26	200,000,000	2016/09/29
60785	SG Issuer	Ping An R Bull CBBC Nov 2017 D	0.2500	40.48 per 100 units	41.08 per 100 units	2017/11/29	100,000,000	2016/09/29
60839	UBS AG	HSI R Bull CBBC Nov 2017 O	0.2500	23,400 per 10,000 units	23,600 per 10,000 units	2017/11/29	200,000,000	2016/09/29
60837	UBS AG	HSI R Bull CBBC Nov 2017 P	0.2500	23,600 per 12,000 units	23,800 per 12,000 units	2017/11/29	250,000,000	2016/09/29
60836	UBS AG	HSI R Bull CBBC Dec 2017 A	0.2500	23,740 per 12,000 units	23,940 per 12,000 units	2017/12/28	250,000,000	2016/09/29
60822	UBS AG	HSI R Bear CBBC Dec 2016 T	0.2500	23,870 per 14,000 units	23,670 per 14,000 units	2016/12/29	300,000,000	2016/09/29
60831	UBS AG	HSI R Bear CBBC Jan 2017 H	0.2500	24,250 per 12,000 units	24,050 per 12,000 units	2017/01/26	250,000,000	2016/09/29
60829	UBS AG	HSI R Bear CBBC Jan 2017 J	0.2500	24,100 per 12,000 units	23,900 per 12,000 units	2017/01/26	250,000,000	2016/09/29
60832	UBS AG	HSI R Bear CBBC Jan 2017 U	0.2500	25,200 per 12,000 units	25,000 per 12,000 units	2017/01/26	250,000,000	2016/09/29
60823	UBS AG	HSI R Bear CBBC Feb 2017 P	0.2500	23,950 per 12,000 units	23,750 per 12,000 units	2017/02/27	250,000,000	2016/09/29
60859	BNP Paribas Arbit Issu B.V.	Tencent R Bull CBBC Jun 2017 C	0.2500	211 per 100 units	214 per 100 units	2017/06/30	50,000,000	2016/09/30

Newly listed callable bull/bear contracts (continued)

Code	Issuer	Name of issue	Issue prices (HK\$)	Strike price (HKD) / Strike level per 10 units	Call price (HKD) / Call level per 10 units	Expiry date	No. of issue (units)	Listing date
60865	Credit Suisse AG	HSI R Bull CBBC Sep 2017 R	0.2500	23,400 per 10,000 units	23,600 per 10,000 units	2017/09/28	200,000,000	2016/09/30
60863	Credit Suisse AG	HSI R Bull CBBC Oct 2017 B	0.2500	23,550 per 10,000 units	23,750 per 10,000 units	2017/10/30	200,000,000	2016/09/30
60867	Credit Suisse AG	HSI R Bear CBBC Feb 2017 S	0.2500	23,950 per 10,000 units	23,750 per 10,000 units	2017/02/27	200,000,000	2016/09/30
60860	Credit Suisse AG	HSI R Bear CBBC Mar 2017 M	0.2500	24,150 per 12,000 units	23,950 per 12,000 units	2017/03/30	200,000,000	2016/09/30
60866	Credit Suisse AG	Tencent R Bull CBBC Sep 2017 B	0.2500	211.78 per 100 units	214.28 per 100 units	2017/09/12	50,000,000	2016/09/30
60873	Goldman Sachs SP (Asia)	HSI R Bear CBBC Feb 2017 X	0.2500	24,000 per 10,000 units	23,800 per 10,000 units	2017/02/27	200,000,000	2016/09/30
60857	HK Bank	Galaxy Ent R Bear CBBC Nov 2017 A	0.2500	35.66 per 100 units	34.86 per 100 units	2017/11/27	40,000,000	2016/09/30
60855	HK Bank	Tencent R Bull CBBC Sep 2017 E	0.2500	211.88 per 100 units	213.88 per 100 units	2017/09/29	50,000,000	2016/09/30
60879	J P Morgan SP BV	HKEX R Bull CBBC Dec 2017 B	0.2500	201.38 per 100 units	203.88 per 100 units	2017/12/15	40,000,000	2016/09/30
60876	J P Morgan SP BV	HSI R Bull CBBC Feb 2018 I	0.2500	23,400 per 10,000 units	23,600 per 10,000 units	2018/02/27	200,000,000	2016/09/30
60875	J P Morgan SP BV	HSI R Bear CBBC Dec 2016 Y	0.2500	24,000 per 10,000 units	23,800 per 10,000 units	2016/12/29	200,000,000	2016/09/30
60877	J P Morgan SP BV	Tencent R Bull CBBC Oct 2017 C	0.2500	210.38 per 100 units	212.88 per 100 units	2017/10/20	40,000,000	2016/09/30
60878	J P Morgan SP BV	Tencent R Bull CBBC Nov 2017 B	0.2500	213.38 per 100 units	215.88 per 100 units	2017/11/17	40,000,000	2016/09/30
60871	SG Issuer	HSI R Bear CBBC Feb 2017 F	0.2500	24,038 per 12,000 units	23,938 per 12,000 units	2017/02/27	200,000,000	2016/09/30
60868	UBS AG	HSI R Bull CBBC Sep 2017 N	0.2500	23,559 per 10,000 units	23,759 per 10,000 units	2017/09/28	200,000,000	2016/09/30
60869	UBS AG	HSI R Bear CBBC Dec 2016 W	0.2500	24,000 per 10,000 units	23,800 per 10,000 units	2016/12/29	200,000,000	2016/09/30
60870	UBS AG	HSI R Bear CBBC Feb 2017 Q	0.2500	24,200 per 12,000 units	24,000 per 12,000 units	2017/02/27	250,000,000	2016/09/30
60890	BNP Paribas Arbit Issu B.V.	HSI R Bull CBBC Nov 2017 P	0.2500	23,100 per 10,000 units	23,300 per 10,000 units	2017/11/29	250,000,000	2016/10/03
60918	BNP Paribas Arbit Issu B.V.	HSI R Bear CBBC Feb 2017 A	0.2500	23,600 per 10,000 units	23,400 per 10,000 units	2017/02/27	250,000,000	2016/10/03
60922	BNP Paribas Arbit Issu B.V.	HSI R Bear CBBC Mar 2017 H	0.2500	23,700 per 10,000 units	23,500 per 10,000 units	2017/03/30	250,000,000	2016/10/03
60894	Credit Suisse AG	HSI R Bull CBBC Aug 2017 H	0.2500	23,200 per 12,000 units	23,400 per 12,000 units	2017/08/30	200,000,000	2016/10/03
60892	Credit Suisse AG	HSI R Bull CBBC Sep 2017 Z	0.2500	23,486 per 10,000 units	23,686 per 10,000 units	2017/09/28	200,000,000	2016/10/03
60893	Credit Suisse AG	HSI R Bull CBBC Dec 2017 F	0.2500	23,350 per 12,000 units	23,550 per 12,000 units	2017/12/28	200,000,000	2016/10/03
60912	Credit Suisse AG	HSI R Bear CBBC Feb 2017 T	0.2500	23,518 per 12,000 units	23,318 per 12,000 units	2017/02/27	200,000,000	2016/10/03
60916	Credit Suisse AG	HSI R Bear CBBC Feb 2017 U	0.2500	23,838 per 10,000 units	23,638 per 10,000 units	2017/02/27	200,000,000	2016/10/03
60915	Credit Suisse AG	HSI R Bear CBBC Mar 2017 N	0.2500	23,650 per 12,000 units	23,450 per 12,000 units	2017/03/30	200,000,000	2016/10/03
60917	Credit Suisse AG	HSI R Bear CBBC Mar 2017 O	0.2500	24,000 per 12,000 units	23,800 per 12,000 units	2017/03/30	200,000,000	2016/10/03
60889	Goldman Sachs SP (Asia)	HSI R Bull CBBC Dec 2017 W	0.2500	23,300 per 10,000 units	23,400 per 10,000 units	2017/12/28	200,000,000	2016/10/03
60963	Goldman Sachs SP (Asia)	HSI R Bear CBBC Feb 2017 Y	0.2500	23,700 per 10,000 units	23,500 per 10,000 units	2017/02/27	200,000,000	2016/10/03
60882	HK Bank	COVS R Bull CBBC Oct 2017 A	0.3000	24.2800	24.8800	2017/10/30	40,000,000	2016/10/03
60884	HK Bank	COVS R Bull CBBC Nov 2017 A	0.5000	22.5800	23.1800	2017/11/29	40,000,000	2016/10/03
60887	HK Bank	HSI R Bear CBBC Mar 2017 P	0.2500	23,988 per 15,000 units	23,788 per 15,000 units	2017/03/30	150,000,000	2016/10/03
60886	HK Bank	HSI R Bear CBBC Apr 2017 J	0.2500	24,188 per 15,000 units	23,988 per 15,000 units	2017/04/27	150,000,000	2016/10/03
60931	J P Morgan SP BV	HSI R Bull CBBC Oct 2017 Z	0.2500	23,100 per 12,000 units	23,300 per 12,000 units	2017/10/30	200,000,000	2016/10/03
60930	J P Morgan SP BV	HSI R Bull CBBC Nov 2017 F	0.2500	23,300 per 10,000 units	23,500 per 10,000 units	2017/11/29	200,000,000	2016/10/03
60945	J P Morgan SP BV	HSI R Bear CBBC Jan 2017 A	0.2500	23,848 per 12,000 units	23,748 per 12,000 units	2017/01/26	200,000,000	2016/10/03
60947	J P Morgan SP BV	HSI R Bear CBBC Jan 2017 D	0.2500	24,200 per 10,000 units	24,000 per 10,000 units	2017/01/26	200,000,000	2016/10/03
60939	J P Morgan SP BV	HSI R Bear CBBC Jan 2017 N	0.2500	23,418 per 10,000 units	23,318 per 10,000 units	2017/01/26	200,000,000	2016/10/03
60949	SG Issuer	HSI R Bull CBBC Mar 2018 B	0.2500	23,108 per 10,000 units	23,308 per 10,000 units	2018/03/28	200,000,000	2016/10/03
60957	SG Issuer	HSI R Bear CBBC Feb 2017 I	0.2500	23,538 per 12,000 units	23,438 per 12,000 units	2017/02/27	200,000,000	2016/10/03
60958	SG Issuer	HSI R Bear CBBC Feb 2017 J	0.2500	23,988 per 10,000 units	23,888 per 10,000 units	2017/02/27	200,000,000	2016/10/03
60952	SG Issuer	HSI R Bear CBBC Feb 2017 O	0.2500	23,438 per 12,000 units	23,338 per 12,000 units	2017/02/27	200,000,000	2016/10/03
60960	SG Issuer	HSI R Bear CBBC Feb 2017 P	0.2500	24,138 per 12,000 units	24,038 per 12,000 units	2017/02/27	200,000,000	2016/10/03

Newly listed callable bull/bear contracts (continued)

Code	Issuer	Name of issue	Issue prices (HK\$)	Strike price (HKD) / Strike level per 10 units	Call price (HKD) / Call level per 10 units	Expiry date	No. of issue (units)	Listing date
60909	UBS AG	HSI R Bull CBBC Sep 2017 A	0.2500	23,486 per 14,000 units	23,686 per 14,000 units	2017/09/28	300,000,000	2016/10/03
60911	UBS AG	HSI R Bull CBBC Sep 2017 Q	0.2500	23,200 per 10,000 units	23,400 per 10,000 units	2017/09/28	200,000,000	2016/10/03
60910	UBS AG	HSI R Bull CBBC Oct 2017 P	0.2500	23,350 per 12,000 units	23,550 per 12,000 units	2017/10/30	250,000,000	2016/10/03
60925	UBS AG	HSI R Bear CBBC Jan 2017 L	0.2500	23,650 per 12,000 units	23,450 per 12,000 units	2017/01/26	250,000,000	2016/10/03
60926	UBS AG	HSI R Bear CBBC Feb 2017 J	0.2500	23,800 per 10,000 units	23,600 per 10,000 units	2017/02/27	200,000,000	2016/10/03
60923	UBS AG	HSI R Bear CBBC Feb 2017 R	0.2500	23,518 per 10,000 units	23,318 per 10,000 units	2017/02/27	200,000,000	2016/10/03
60928	UBS AG	HSI R Bear CBBC Mar 2017 K	0.2500	24,050 per 14,000 units	23,850 per 14,000 units	2017/03/30	300,000,000	2016/10/03
60990	BNP Paribas Arbit Issu B.V.	HSI R Bull CBBC Nov 2017 Q	0.2500	23,300 per 10,000 units	23,500 per 10,000 units	2017/11/29	250,000,000	2016/10/04
60988	BNP Paribas Arbit Issu B.V.	HSI R Bull CBBC Dec 2017 O	0.2500	23,200 per 10,000 units	23,400 per 10,000 units	2017/12/28	250,000,000	2016/10/04
60999	Credit Suisse AG	HSI R Bull CBBC Sep 2017 A	0.2500	23,300 per 10,000 units	23,500 per 10,000 units	2017/09/28	200,000,000	2016/10/04
61002	Credit Suisse AG	HSI R Bull CBBC Oct 2017 H	0.2500	23,100 per 12,000 units	23,300 per 12,000 units	2017/10/30	200,000,000	2016/10/04
60994	Credit Suisse AG	HSI R Bear CBBC Feb 2017 V	0.2500	24,050 per 10,000 units	23,850 per 10,000 units	2017/02/27	200,000,000	2016/10/04
60991	Credit Suisse AG	HSI R Bear CBBC Mar 2017 P	0.2500	23,600 per 10,000 units	23,400 per 10,000 units	2017/03/30	200,000,000	2016/10/04
60998	Credit Suisse AG	HSI R Bear CBBC Apr 2017 F	0.2500	23,750 per 12,000 units	23,550 per 12,000 units	2017/04/27	200,000,000	2016/10/04
61026	Goldman Sachs SP (Asia)	HSI R Bull CBBC Dec 2017 X	0.2500	23,100 per 10,000 units	23,300 per 10,000 units	2017/12/28	200,000,000	2016/10/04
61028	Goldman Sachs SP (Asia)	HSI R Bear CBBC Feb 2017 Z	0.2500	23,850 per 10,000 units	23,650 per 10,000 units	2017/02/27	200,000,000	2016/10/04
60968	HK Bank	HSCEI R Bear CBBC Apr 2017 D	0.2500	10,186 per 10,000 units	10,086 per 10,000 units	2017/04/27	50,000,000	2016/10/04
60974	HK Bank	HSI R Bull CBBC Sep 2017 F	0.2500	23,098 per 15,000 units	23,298 per 15,000 units	2017/09/28	150,000,000	2016/10/04
61025	J P Morgan SP BV	HSI R Bull CBBC Oct 2017 L	0.2500	23,368 per 10,000 units	23,568 per 10,000 units	2017/10/30	200,000,000	2016/10/04
61018	J P Morgan SP BV	HSI R Bear CBBC Jan 2017 H	0.2500	23,600 per 12,000 units	23,400 per 12,000 units	2017/01/26	250,000,000	2016/10/04
61022	J P Morgan SP BV	HSI R Bear CBBC Jan 2017 U	0.2500	24,048 per 12,000 units	23,948 per 12,000 units	2017/01/26	250,000,000	2016/10/04
61024	J P Morgan SP BV	HSI R Bear CBBC Feb 2017 O	0.2500	24,448 per 12,000 units	24,348 per 12,000 units	2017/02/27	250,000,000	2016/10/04
61019	J P Morgan SP BV	Tencent R Bull CBBC Dec 2017 B	0.2500	207.38 per 100 units	209.88 per 100 units	2017/12/15	40,000,000	2016/10/04
61020	J P Morgan SP BV	Tencent R Bear CBBC Nov 2017 C	0.2700	241.88 per 100 units	239.08 per 100 units	2017/11/17	40,000,000	2016/10/04
61016	SG Issuer	HSI R Bull CBBC Mar 2018 F	0.2500	23,358 per 12,000 units	23,458 per 12,000 units	2018/03/28	200,000,000	2016/10/04
61017	SG Issuer	HSI R Bear CBBC Feb 2017 Y	0.2500	23,788 per 10,000 units	23,588 per 10,000 units	2017/02/27	200,000,000	2016/10/04
61015	UBS AG	HSI R Bull CBBC Sep 2017 Y	0.2500	23,150 per 12,000 units	23,350 per 12,000 units	2017/09/28	250,000,000	2016/10/04
61013	UBS AG	HSI R Bull CBBC Nov 2017 Q	0.2500	23,300 per 12,000 units	23,500 per 12,000 units	2017/11/29	250,000,000	2016/10/04
61008	UBS AG	HSI R Bear CBBC Jan 2017 M	0.2500	24,538 per 12,000 units	24,338 per 12,000 units	2017/01/26	250,000,000	2016/10/04
61009	UBS AG	HSI R Bear CBBC Jan 2017 V	0.2500	25,350 per 12,000 units	25,150 per 12,000 units	2017/01/26	250,000,000	2016/10/04
61004	UBS AG	HSI R Bear CBBC Jan 2017 Y	0.2500	23,550 per 12,000 units	23,350 per 12,000 units	2017/01/26	250,000,000	2016/10/04
61007	UBS AG	HSI R Bear CBBC Feb 2017 A	0.2500	24,150 per 10,000 units	23,950 per 10,000 units	2017/02/27	200,000,000	2016/10/04
61006	UBS AG	HSI R Bear CBBC Feb 2017 W	0.2500	23,700 per 10,000 units	23,500 per 10,000 units	2017/02/27	200,000,000	2016/10/04
61060	BNP Paribas Arbit Issu B.V.	HSI R Bull CBBC Dec 2017 P	0.2500	23,400 per 10,000 units	23,600 per 10,000 units	2017/12/28	250,000,000	2016/10/05
61045	Credit Suisse AG	HSI R Bull CBBC Sep 2017 D	0.2500	23,150 per 10,000 units	23,350 per 10,000 units	2017/09/28	200,000,000	2016/10/05
61044	Credit Suisse AG	HSI R Bull CBBC Dec 2017 O	0.2500	23,250 per 12,000 units	23,450 per 12,000 units	2017/12/28	200,000,000	2016/10/05
61046	Credit Suisse AG	HSI R Bear CBBC Jan 2017 B	0.2500	23,700 per 12,000 units	23,500 per 12,000 units	2017/01/26	200,000,000	2016/10/05
61031	Goldman Sachs SP (Asia)	HSI R Bull CBBC Dec 2017 Y	0.2500	23,400 per 10,000 units	23,500 per 10,000 units	2017/12/28	200,000,000	2016/10/05
61071	Goldman Sachs SP (Asia)	HSI R Bull CBBC Dec 2017 Z	0.2500	23,150 per 10,000 units	23,250 per 10,000 units	2017/12/28	200,000,000	2016/10/05
61042	Goldman Sachs SP (Asia)	HSI R Bear CBBC Feb 2017 C	0.2500	23,522 per 10,000 units	23,422 per 10,000 units	2017/02/27	200,000,000	2016/10/05
61043	Goldman Sachs SP (Asia)	HSI R Bear CBBC Feb 2017 F	0.2500	24,150 per 10,000 units	23,950 per 10,000 units	2017/02/27	200,000,000	2016/10/05
61032	HK Bank	HSCEI R Bear CBBC May 2017 E	0.2500	9,986 per 10,000 units	9,886 per 10,000 units	2017/05/29	50,000,000	2016/10/05
61038	HK Bank	HSI R Bear CBBC Apr 2017 K	0.2500	23,788 per 15,000 units	23,588 per 15,000 units	2017/04/27	150,000,000	2016/10/05

Newly listed callable bull/bear contracts (continued)

Code	Issuer	Name of issue	Issue prices (HK\$)	Strike price (HKD) / Strike level per 10 units	Call price (HKD) / Call level per 10 units	Expiry date	No. of issue (units)	Listing date
61036	HK Bank	Sands China R Bear CBBC May 2017 A	0.2500	36.78 per 100 units	35.98 per 100 units	2017/05/15	40,000,000	2016/10/05
61070	J P Morgan SP BV	China Life R Bull CBBC Feb 2018 A	0.2500	18.78 per 100 units	19.28 per 100 units	2018/02/15	100,000,000	2016/10/05
61061	J P Morgan SP BV	HSI R Bull CBBC Oct 2017 M	0.2500	23,200 per 12,000 units	23,400 per 12,000 units	2017/10/30	250,000,000	2016/10/05
61064	J P Morgan SP BV	HSI R Bear CBBC Jan 2017 V	0.2500	23,548 per 10,000 units	23,448 per 10,000 units	2017/01/26	200,000,000	2016/10/05
61066	J P Morgan SP BV	HSI R Bear CBBC Jan 2017 Z	0.2500	23,800 per 10,000 units	23,600 per 10,000 units	2017/01/26	200,000,000	2016/10/05
61041	Macquarie Bank Ltd.	HSI R Bear CBBC May 2017 A	0.2500	24,250 per 20,000 units	24,050 per 20,000 units	2017/05/29	40,000,000	2016/10/05
61072	SG Issuer	HSI R Bull CBBC Mar 2018 R	0.2500	23,308 per 10,000 units	23,508 per 10,000 units	2018/03/28	200,000,000	2016/10/05
61073	SG Issuer	HSI R Bull CBBC Mar 2018 T	0.2500	23,508 per 10,000 units	23,608 per 10,000 units	2018/03/28	200,000,000	2016/10/05
61074	SG Issuer	HSI R Bear CBBC Feb 2017 E	0.2500	23,738 per 12,000 units	23,638 per 12,000 units	2017/02/27	200,000,000	2016/10/05
61049	UBS AG	HSI R Bull CBBC Nov 2017 R	0.2500	23,100 per 10,000 units	23,300 per 10,000 units	2017/11/29	200,000,000	2016/10/05
61048	UBS AG	HSI R Bull CBBC Dec 2017 X	0.2500	23,250 per 14,000 units	23,450 per 14,000 units	2017/12/28	300,000,000	2016/10/05
61056	UBS AG	HSI R Bear CBBC Jan 2017 E	0.2500	23,750 per 12,000 units	23,550 per 12,000 units	2017/01/26	250,000,000	2016/10/05
61059	UBS AG	HSI R Bear CBBC Feb 2017 K	0.2500	24,388 per 12,000 units	24,188 per 12,000 units	2017/02/27	250,000,000	2016/10/05
61054	UBS AG	HSI R Bear CBBC Mar 2017 L	0.2500	23,622 per 13,000 units	23,422 per 13,000 units	2017/03/30	300,000,000	2016/10/05
61077	BNP Paribas Arbit Issu B.V.	HSI R Bull CBBC Nov 2017 R	0.2500	23,500 per 10,000 units	23,700 per 10,000 units	2017/11/29	250,000,000	2016/10/06
61076	BNP Paribas Arbit Issu B.V.	HSI R Bear CBBC Feb 2017 W	0.2500	24,000 per 10,000 units	23,800 per 10,000 units	2017/02/27	250,000,000	2016/10/06
61075	BNP Paribas Arbit Issu B.V.	HSI R Bear CBBC Mar 2017 K	0.2500	23,900 per 10,000 units	23,700 per 10,000 units	2017/03/30	250,000,000	2016/10/06
61080	Credit Suisse AG	HSI R Bull CBBC Oct 2017 I	0.2500	23,500 per 12,000 units	23,700 per 12,000 units	2017/10/30	200,000,000	2016/10/06
61078	Credit Suisse AG	HSI R Bear CBBC Mar 2017 Q	0.2500	23,850 per 12,000 units	23,650 per 12,000 units	2017/03/30	200,000,000	2016/10/06
61093	Goldman Sachs SP (Asia)	HSI R Bull CBBC Oct 2017 I	0.2500	23,639 per 10,000 units	23,739 per 10,000 units	2017/10/30	200,000,000	2016/10/06
61095	Goldman Sachs SP (Asia)	HSI R Bear CBBC Mar 2017 T	0.2500	23,850 per 10,000 units	23,750 per 10,000 units	2017/03/30	200,000,000	2016/10/06
61089	J P Morgan SP BV	HSI R Bull CBBC Oct 2017 J	0.2500	23,639 per 10,000 units	23,739 per 10,000 units	2017/10/30	200,000,000	2016/10/06
61092	J P Morgan SP BV	HSI R Bull CBBC Oct 2017 O	0.2500	23,268 per 10,000 units	23,368 per 10,000 units	2017/10/30	200,000,000	2016/10/06
61087	J P Morgan SP BV	HSI R Bear CBBC Jan 2017 E	0.2500	23,748 per 10,000 units	23,648 per 10,000 units	2017/01/26	200,000,000	2016/10/06
61096	SG Issuer	HSI R Bull CBBC Jan 2018 T	0.2500	23,508 per 10,000 units	23,708 per 10,000 units	2018/01/30	200,000,000	2016/10/06
61097	SG Issuer	HSI R Bull CBBC Mar 2018 U	0.2500	23,558 per 12,000 units	23,658 per 12,000 units	2018/03/28	200,000,000	2016/10/06
61098	SG Issuer	HSI R Bear CBBC Jan 2017 M	0.2500	23,988 per 10,000 units	23,788 per 10,000 units	2017/01/26	200,000,000	2016/10/06
61084	UBS AG	HSI R Bull CBBC Nov 2017 B	0.2500	23,500 per 12,000 units	23,700 per 12,000 units	2017/11/29	250,000,000	2016/10/06
61083	UBS AG	HSI R Bear CBBC Jan 2017 N	0.2500	23,850 per 12,000 units	23,650 per 12,000 units	2017/01/26	250,000,000	2016/10/06
61125	BNP Paribas Arbit Issu B.V.	HSI R Bear CBBC Feb 2017 L	0.2500	23,800 per 10,000 units	23,600 per 10,000 units	2017/02/27	250,000,000	2016/10/07
61124	BNP Paribas Arbit Issu B.V.	HSI R Bear CBBC Mar 2017 X	0.2500	23,500 per 10,000 units	23,300 per 10,000 units	2017/03/30	250,000,000	2016/10/07
61119	Credit Suisse AG	HSI R Bull CBBC Sep 2017 E	0.2500	23,050 per 10,000 units	23,250 per 10,000 units	2017/09/28	200,000,000	2016/10/07
61115	Credit Suisse AG	HSI R Bull CBBC Oct 2017 J	0.2500	23,450 per 12,000 units	23,650 per 12,000 units	2017/10/30	200,000,000	2016/10/07
61116	Credit Suisse AG	HSI R Bull CBBC Dec 2017 Q	0.2500	23,288 per 15,000 units	23,488 per 15,000 units	2017/12/28	200,000,000	2016/10/07
61120	Credit Suisse AG	HSI R Bear CBBC Jan 2017 C	0.2500	23,498 per 10,000 units	23,298 per 10,000 units	2017/01/26	200,000,000	2016/10/07
61122	Credit Suisse AG	HSI R Bear CBBC Feb 2017 W	0.2500	23,900 per 10,000 units	23,700 per 10,000 units	2017/02/27	200,000,000	2016/10/07
61118	Credit Suisse AG	Tencent R Bull CBBC Sep 2017 C	0.2500	207.48 per 100 units	209.98 per 100 units	2017/09/15	50,000,000	2016/10/07
61099	Goldman Sachs SP (Asia)	HSI R Bull CBBC Jan 2018 G	0.2500	23,500 per 10,000 units	23,600 per 10,000 units	2018/01/30	200,000,000	2016/10/07
61135	Goldman Sachs SP (Asia)	HSI R Bear CBBC Mar 2017 U	0.2500	23,398 per 10,000 units	23,298 per 10,000 units	2017/03/30	200,000,000	2016/10/07
61136	Goldman Sachs SP (Asia)	HSI R Bear CBBC Mar 2017 V	0.2500	23,700 per 10,000 units	23,600 per 10,000 units	2017/03/30	200,000,000	2016/10/07
61103	HK Bank	CKH R Bull CBBC Oct 2017 B	0.2500	91.88 per 100 units	93.38 per 100 units	2017/10/30	40,000,000	2016/10/07
61106	HK Bank	CKH R Bull CBBC Nov 2017 A	0.2500	83.88 per 100 units	85.38 per 100 units	2017/11/30	40,000,000	2016/10/07
61104	HK Bank	CNOOC R Bull CBBC Oct 2017 B	0.2500	9.0800	9.2800	2017/10/16	50,000,000	2016/10/07

Newly listed callable bull/bear contracts (continued)

Code	Issuer	Name of issue	Issue prices (HK\$)	Strike price (HKD) / Strike level per 10 units	Call price (HKD) / Call level per 10 units	Expiry date	No. of issue (units)	Listing date
61105	HK Bank	Sinopec Corp R Bull CBBC Oct 2017 A	0.2500	5.0300	5.1800	2017/10/30	50,000,000	2016/10/07
61108	HK Bank	Sands China R Bull CBBC Jul 2017 E	0.2500	31.28 per 100 units	32.08 per 100 units	2017/07/31	40,000,000	2016/10/07
61138	J P Morgan SP BV	HSI R Bull CBBC Oct 2017 G	0.2500	23,500 per 10,000 units	23,700 per 10,000 units	2017/10/30	200,000,000	2016/10/07
61140	J P Morgan SP BV	HSI R Bull CBBC Jan 2018 X	0.2500	23,368 per 10,000 units	23,468 per 10,000 units	2018/01/30	200,000,000	2016/10/07
61141	J P Morgan SP BV	HSI R Bull CBBC Jan 2018 Y	0.2500	23,168 per 10,000 units	23,268 per 10,000 units	2018/01/30	200,000,000	2016/10/07
61144	J P Morgan SP BV	HSI R Bear CBBC Jan 2017 I	0.2500	23,500 per 10,000 units	23,300 per 10,000 units	2017/01/26	200,000,000	2016/10/07
61146	J P Morgan SP BV	HSI R Bear CBBC Jan 2017 L	0.2500	23,700 per 10,000 units	23,500 per 10,000 units	2017/01/26	200,000,000	2016/10/07
61147	J P Morgan SP BV	HSI R Bear CBBC Feb 2017 P	0.2500	23,900 per 10,000 units	23,700 per 10,000 units	2017/02/27	200,000,000	2016/10/07
61109	SG Issuer	CNOOC R Bear CBBC Apr 2017 A	0.2500	10.4800	10.2800	2017/04/27	40,000,000	2016/10/07
61110	SG Issuer	CNOOC R Bear CBBC Apr 2017 B	0.2500	10.9800	10.7800	2017/04/27	40,000,000	2016/10/07
61127	SG Issuer	HSI R Bull CBBC Mar 2018 V	0.2500	23,158 per 12,000 units	23,258 per 12,000 units	2018/03/28	200,000,000	2016/10/07
61129	SG Issuer	HSI R Bear CBBC Jan 2017 Z	0.2500	23,588 per 10,000 units	23,388 per 10,000 units	2017/01/26	200,000,000	2016/10/07
61130	SG Issuer	HSI R Bear CBBC Mar 2017 B	0.2500	23,638 per 12,000 units	23,538 per 12,000 units	2017/03/30	200,000,000	2016/10/07
61132	SG Issuer	HSI R Bear CBBC Mar 2017 C	0.2500	23,788 per 10,000 units	23,688 per 10,000 units	2017/03/30	200,000,000	2016/10/07
61134	SG Issuer	HSI R Bear CBBC Mar 2017 D	0.2500	24,188 per 10,000 units	23,988 per 10,000 units	2017/03/30	200,000,000	2016/10/07
61111	SG Issuer	Ping An R Bear CBBC Jul 2017 B	0.2500	43.48 per 100 units	42.88 per 100 units	2017/07/28	100,000,000	2016/10/07
61113	SG Issuer	Tencent R Bull CBBC Nov 2017 D	0.3200	208.58 per 100 units	210.08 per 100 units	2017/11/29	100,000,000	2016/10/07
61153	UBS AG	HSCEI R Bull CBBC Oct 2017 C	0.2500	8,688 per 10,000 units	8,788 per 10,000 units	2017/10/30	100,000,000	2016/10/07
61156	UBS AG	HSI R Bull CBBC Aug 2017 U	0.2500	22,138 per 12,000 units	22,338 per 12,000 units	2017/08/30	250,000,000	2016/10/07
61159	UBS AG	HSI R Bull CBBC Aug 2017 V	0.2500	21,488 per 12,000 units	21,688 per 12,000 units	2017/08/30	250,000,000	2016/10/07
61158	UBS AG	HSI R Bull CBBC Sep 2017 G	0.2500	21,788 per 12,000 units	21,988 per 12,000 units	2017/09/28	250,000,000	2016/10/07
61155	UBS AG	HSI R Bull CBBC Sep 2017 O	0.2500	22,488 per 12,000 units	22,688 per 12,000 units	2017/09/28	250,000,000	2016/10/07
61150	UBS AG	HSI R Bull CBBC Nov 2017 K	0.2500	23,400 per 10,000 units	23,600 per 10,000 units	2017/11/29	200,000,000	2016/10/07
61152	UBS AG	HSI R Bull CBBC Nov 2017 P	0.2500	23,050 per 12,000 units	23,250 per 12,000 units	2017/11/29	250,000,000	2016/10/07
61149	UBS AG	HSI R Bull CBBC Dec 2017 Y	0.2500	23,539 per 10,000 units	23,739 per 10,000 units	2017/12/28	200,000,000	2016/10/07
61161	UBS AG	HSI R Bear CBBC Jan 2017 S	0.2500	23,498 per 12,000 units	23,298 per 12,000 units	2017/01/26	250,000,000	2016/10/07
61162	UBS AG	HSI R Bear CBBC Jan 2017 X	0.2500	23,900 per 12,000 units	23,700 per 12,000 units	2017/01/26	250,000,000	2016/10/07
61165	BNP Paribas Arbit Issu B.V.	HSI R Bear CBBC Feb 2017 O	0.2500	23,600 per 10,000 units	23,400 per 10,000 units	2017/02/27	200,000,000	2016/10/11
61170	BNP Paribas Arbit Issu B.V.	HSI R Bear CBBC Mar 2017 I	0.2500	23,700 per 10,000 units	23,500 per 10,000 units	2017/03/30	200,000,000	2016/10/11
61200	Credit Suisse AG	HSI R Bull CBBC Oct 2017 K	0.2500	23,350 per 10,000 units	23,550 per 10,000 units	2017/10/30	200,000,000	2016/10/11
61199	Credit Suisse AG	HSI R Bear CBBC Jan 2017 N	0.2500	23,650 per 12,000 units	23,450 per 12,000 units	2017/01/26	200,000,000	2016/10/11
61198	Credit Suisse AG	HSI R Bear CBBC Feb 2017 X	0.2500	23,800 per 10,000 units	23,600 per 10,000 units	2017/02/27	200,000,000	2016/10/11
61197	Goldman Sachs SP (Asia)	HSI R Bull CBBC Jan 2018 H	0.2500	23,350 per 10,000 units	23,550 per 10,000 units	2018/01/30	200,000,000	2016/10/11
61163	Goldman Sachs SP (Asia)	HSI R Bear CBBC Feb 2017 G	0.2500	23,550 per 10,000 units	23,350 per 10,000 units	2017/02/27	200,000,000	2016/10/11
61164	Goldman Sachs SP (Asia)	HSI R Bear CBBC Mar 2017 W	0.2500	23,700 per 10,000 units	23,500 per 10,000 units	2017/03/30	200,000,000	2016/10/11
61179	HK Bank	HSI R Bull CBBC Jul 2017 L	0.2500	23,298 per 15,000 units	23,498 per 15,000 units	2017/07/28	150,000,000	2016/10/11
61173	HK Bank	HSI R Bull CBBC Aug 2017 K	0.2500	22,798 per 15,000 units	22,998 per 15,000 units	2017/08/30	150,000,000	2016/10/11
61194	HK Bank	HSI R Bull CBBC Aug 2017 L	0.2500	22,598 per 15,000 units	22,798 per 15,000 units	2017/08/30	150,000,000	2016/10/11
61174	HK Bank	HSI R Bull CBBC Oct 2017 D	0.2500	22,388 per 20,000 units	22,588 per 20,000 units	2017/10/30	200,000,000	2016/10/11
61178	HK Bank	HSI R Bear CBBC Sep 2017 C	0.2500	25,988 per 15,000 units	25,788 per 15,000 units	2017/09/28	150,000,000	2016/10/11
61192	HK Bank	Ping An R Bull CBBC Oct 2017 B	0.2500	38.88 per 100 units	39.48 per 100 units	2017/10/30	50,000,000	2016/10/11
61189	HK Bank	Ping An R Bull CBBC Nov 2017 A	0.2500	36.78 per 100 units	37.38 per 100 units	2017/11/27	50,000,000	2016/10/11
61183	HK Bank	Ping An R Bull CBBC Dec 2017 A	0.2500	34.68 per 100 units	35.28 per 100 units	2017/12/18	50,000,000	2016/10/11

Newly listed callable bull/bear contracts (continued)

Code	Issuer	Name of issue	Issue prices (HK\$)	Strike price (HKD) / Strike level per 10 units	Call price (HKD) / Call level per 10 units	Expiry date	No. of issue (units)	Listing date
61193	HK Bank	Ping An R Bear CBBC May 2017 A	0.2500	43.48 per 100 units	42.88 per 100 units	2017/05/31	40,000,000	2016/10/11
61180	HK Bank	Tencent R Bull CBBC Aug 2017 J	0.2500	211.88 per 100 units	213.88 per 100 units	2017/08/28	50,000,000	2016/10/11
61215	J P Morgan SP BV	HSI R Bear CBBC Feb 2017 Q	0.2500	23,448 per 10,000 units	23,348 per 10,000 units	2017/02/27	200,000,000	2016/10/11
61216	J P Morgan SP BV	HSI R Bear CBBC Feb 2017 R	0.2500	23,648 per 10,000 units	23,548 per 10,000 units	2017/02/27	200,000,000	2016/10/11
61214	SG Issuer	HSI R Bull CBBC Mar 2018 A	0.2500	23,458 per 12,000 units	23,558 per 12,000 units	2018/03/28	200,000,000	2016/10/11
61212	SG Issuer	HSI R Bull CBBC Mar 2018 W	0.2500	23,258 per 12,000 units	23,358 per 12,000 units	2018/03/28	200,000,000	2016/10/11
61172	SG Issuer	HSI R Bear CBBC Feb 2017 I	0.2500	23,438 per 12,000 units	23,338 per 12,000 units	2017/02/27	200,000,000	2016/10/11
61211	UBS AG	HSI R Bull CBBC Oct 2017 W	0.2500	23,386 per 12,000 units	23,586 per 12,000 units	2017/10/30	250,000,000	2016/10/11
61201	UBS AG	HSI R Bear CBBC Feb 2017 B	0.2500	23,600 per 10,000 units	23,400 per 10,000 units	2017/02/27	200,000,000	2016/10/11
61208	UBS AG	HSI R Bear CBBC Feb 2017 L	0.2500	23,800 per 10,000 units	23,600 per 10,000 units	2017/02/27	200,000,000	2016/10/11
61243	Credit Suisse AG	HSI R Bull CBBC Oct 2017 L	0.2500	23,489 per 10,000 units	23,689 per 10,000 units	2017/10/30	200,000,000	2016/10/12
61242	Credit Suisse AG	HSI R Bear CBBC Feb 2017 Y	0.2500	23,785 per 15,000 units	23,585 per 15,000 units	2017/02/27	200,000,000	2016/10/12
61272	Goldman Sachs SP (Asia)	HSI R Bull CBBC Jan 2018 I	0.2500	23,450 per 10,000 units	23,650 per 10,000 units	2018/01/30	200,000,000	2016/10/12
61273	Goldman Sachs SP (Asia)	HSI R Bear CBBC Mar 2017 X	0.2500	23,900 per 10,000 units	23,700 per 10,000 units	2017/03/30	200,000,000	2016/10/12
61233	HK Bank	Galaxy Ent R Bull CBBC Nov 2017 C	0.2500	27.48 per 100 units	28.28 per 100 units	2017/11/30	40,000,000	2016/10/12
61232	HK Bank	HKEX R Bull CBBC Nov 2017 C	0.2500	201.88 per 100 units	203.88 per 100 units	2017/11/27	50,000,000	2016/10/12
61236	HK Bank	HSI R Bear CBBC Sep 2017 D	0.2500	25,538 per 20,000 units	25,338 per 20,000 units	2017/09/28	200,000,000	2016/10/12
61237	HK Bank	HSI R Bear CBBC Dec 2017 B	0.3000	26,488 per 15,000 units	26,288 per 15,000 units	2017/12/28	150,000,000	2016/10/12
61222	Haitong Int'l Sec	COVS R Bull CBBC Oct 2017 A	0.2500	23.6800	24.2800	2017/10/31	40,000,000	2016/10/12
61221	Haitong Int'l Sec	CNOOC R Bull CBBC Oct 2017 A	0.2500	9.0000	9.1800	2017/10/30	40,000,000	2016/10/12
61220	Haitong Int'l Sec	HKEX R Bull CBBC Sep 2017 B	0.2500	194 per 100 units	196.80 per 100 units	2017/09/27	40,000,000	2016/10/12
61219	Haitong Int'l Sec	Tencent R Bull CBBC Sep 2017 B	0.2500	194 per 100 units	196.80 per 100 units	2017/09/28	40,000,000	2016/10/12
61218	Haitong Int'l Sec	Tencent R Bull CBBC Oct 2017 A	0.2500	204 per 100 units	206.80 per 100 units	2017/10/27	40,000,000	2016/10/12
61266	J P Morgan SP BV	HKEX R Bull CBBC Dec 2017 C	0.2500	201.38 per 100 units	203.88 per 100 units	2017/12/15	40,000,000	2016/10/12
61269	J P Morgan SP BV	HSI R Bull CBBC Dec 2017 O	0.2500	23,400 per 10,000 units	23,600 per 10,000 units	2017/12/28	200,000,000	2016/10/12
61274	SG Issuer	HSI R Bull CBBC Mar 2018 Z	0.2500	23,308 per 10,000 units	23,408 per 10,000 units	2018/03/28	200,000,000	2016/10/12
61229	SG Issuer	HSI R Bear CBBC Feb 2017 O	0.2500	23,788 per 10,000 units	23,588 per 10,000 units	2017/02/27	200,000,000	2016/10/12
61246	UBS AG	HSI R Bull CBBC Oct 2017 P	0.2500	23,350 per 10,000 units	23,550 per 10,000 units	2017/10/30	200,000,000	2016/10/12
61263	UBS AG	HSI R Bull CBBC Dec 2017 Z	0.2500	23,489 per 14,000 units	23,689 per 14,000 units	2017/12/28	300,000,000	2016/10/12
61261	UBS AG	HSI R Bear CBBC Feb 2017 S	0.2500	23,950 per 10,000 units	23,750 per 10,000 units	2017/02/27	200,000,000	2016/10/12
61254	UBS AG	HSI R Bear CBBC Mar 2017 M	0.2500	23,785 per 14,000 units	23,585 per 14,000 units	2017/03/30	300,000,000	2016/10/12
61295	BNP Paribas Arbit Issu B.V.	HSI R Bull CBBC Nov 2017 S	0.2500	23,500 per 10,000 units	23,700 per 10,000 units	2017/11/29	250,000,000	2016/10/13
61275	BNP Paribas Arbit Issu B.V.	HSI R Bull CBBC Dec 2017 Q	0.2500	23,400 per 10,000 units	23,600 per 10,000 units	2017/12/28	250,000,000	2016/10/13
61310	Credit Suisse AG	HSI R Bull CBBC Sep 2017 G	0.2500	23,596 per 10,000 units	23,796 per 10,000 units	2017/09/28	200,000,000	2016/10/13
61306	Credit Suisse AG	HSI R Bull CBBC Nov 2017 D	0.2500	23,400 per 10,000 units	23,600 per 10,000 units	2017/11/29	200,000,000	2016/10/13
61304	Credit Suisse AG	HSI R Bear CBBC Mar 2017 R	0.2500	23,950 per 12,000 units	23,750 per 12,000 units	2017/03/30	200,000,000	2016/10/13
61299	Bank of East Asia	China Life R Bull CBBC Dec 2017 A	0.2500	19.0800	19.4800	2017/12/07	40,000,000	2016/10/13
61300	Bank of East Asia	Galaxy Ent R Bull CBBC Dec 2017 B	0.4000	27.4700	28.2700	2017/12/07	25,000,000	2016/10/13
61303	Bank of East Asia	Tencent R Bear CBBC Dec 2017 A	0.3500	245 per 100 units	242 per 100 units	2017/12/07	30,000,000	2016/10/13
61296	Goldman Sachs SP (Asia)	HSI R Bull CBBC Dec 2017 F	0.2500	23,596 per 10,000 units	23,796 per 10,000 units	2017/12/28	200,000,000	2016/10/13
61276	Goldman Sachs SP (Asia)	HSI R Bear CBBC Mar 2017 Y	0.2500	24,000 per 10,000 units	23,800 per 10,000 units	2017/03/30	200,000,000	2016/10/13
61311	Goldman Sachs SP (Asia)	HSI R Bear CBBC Mar 2017 Z	0.2500	24,250 per 10,000 units	24,150 per 10,000 units	2017/03/30	200,000,000	2016/10/13
61285	HK Bank	AIA R Bull CBBC Nov 2017 A	0.2500	49.48 per 100 units	50.08 per 100 units	2017/11/27	40,000,000	2016/10/13

Newly listed callable bull/bear contracts (continued)

Code	Issuer	Name of issue	Issue prices (HK\$)	Strike price (HKD) / Strike level per 10 units	Call price (HKD) / Call level per 10 units	Expiry date	No. of issue (units)	Listing date
61282	HK Bank	AIA R Bear CBBC Apr 2017 A	0.2500	60.48 per 100 units	59.88 per 100 units	2017/04/24	40,000,000	2016/10/13
61283	HK Bank	Sinopec Corp R Bear CBBC Aug 2017 A	0.2500	6.7300	6.5800	2017/08/14	40,000,000	2016/10/13
61284	HK Bank	HS H-SH ETF R Bull CBBC Aug 2017 B	0.2500	91.88 per 100 units	92.88 per 100 units	2017/08/30	50,000,000	2016/10/13
61289	HK Bank	HSCEI R Bull CBBC Oct 2017 B	0.2500	9,538 per 10,000 units	9,638 per 10,000 units	2017/10/30	60,000,000	2016/10/13
61288	HK Bank	HSI R Bull CBBC Aug 2017 M	0.2500	23,498 per 15,000 units	23,698 per 15,000 units	2017/08/30	150,000,000	2016/10/13
61316	J P Morgan SP BV	HSI R Bull CBBC Feb 2018 J	0.2500	23,696 per 10,000 units	23,796 per 10,000 units	2018/02/27	200,000,000	2016/10/13
61312	J P Morgan SP BV	HSI R Bear CBBC Jan 2017 M	0.2500	23,848 per 10,000 units	23,748 per 10,000 units	2017/01/26	200,000,000	2016/10/13
61293	Macquarie Bank Ltd.	HSI R Bull CBBC Sep 2017 A	0.2500	22,688 per 20,000 units	22,888 per 20,000 units	2017/09/28	80,000,000	2016/10/13
61290	Macquarie Bank Ltd.	HSI R Bear CBBC Sep 2017 A	0.2500	24,900 per 20,000 units	24,700 per 20,000 units	2017/09/28	80,000,000	2016/10/13
61322	SG Issuer	HSI R Bull CBBC Mar 2018 M	0.2500	23,508 per 10,000 units	23,608 per 10,000 units	2018/03/28	200,000,000	2016/10/13
61328	SG Issuer	HSI R Bull CBBC Mar 2018 S	0.2500	23,658 per 12,000 units	23,758 per 12,000 units	2018/03/28	200,000,000	2016/10/13
61331	SG Issuer	HSI R Bear CBBC Jan 2017 X	0.2500	23,938 per 12,000 units	23,838 per 12,000 units	2017/01/26	200,000,000	2016/10/13
61278	SG Issuer	HSI R Bear CBBC Feb 2017 Y	0.2500	23,838 per 12,000 units	23,738 per 12,000 units	2017/02/27	200,000,000	2016/10/13
61321	UBS AG	HSI R Bull CBBC Sep 2017 K	0.2500	23,450 per 12,000 units	23,650 per 12,000 units	2017/09/28	250,000,000	2016/10/13
61320	UBS AG	HSI R Bull CBBC Sep 2017 R	0.2500	23,596 per 12,000 units	23,796 per 12,000 units	2017/09/28	250,000,000	2016/10/13
61317	UBS AG	HSI R Bear CBBC Mar 2017 N	0.2500	23,890 per 14,000 units	23,690 per 14,000 units	2017/03/30	300,000,000	2016/10/13
61376	BNP Paribas Arbit Issu B.V.	HSI R Bull CBBC Nov 2017 T	0.2500	23,700 per 10,000 units	23,900 per 10,000 units	2017/11/29	250,000,000	2016/10/14
61375	BNP Paribas Arbit Issu B.V.	HSI R Bull CBBC Dec 2017 R	0.2500	23,600 per 10,000 units	23,800 per 10,000 units	2017/12/28	250,000,000	2016/10/14
61377	BNP Paribas Arbit Issu B.V.	HSI R Bear CBBC Feb 2017 E	0.2500	24,200 per 10,000 units	24,000 per 10,000 units	2017/02/27	250,000,000	2016/10/14
61334	BNP Paribas Arbit Issu B.V.	HSI R Bear CBBC Feb 2017 S	0.2500	24,000 per 10,000 units	23,800 per 10,000 units	2017/02/27	250,000,000	2016/10/14
61335	BNP Paribas Arbit Issu B.V.	HSI R Bear CBBC Mar 2017 Y	0.2500	24,100 per 10,000 units	23,900 per 10,000 units	2017/03/30	250,000,000	2016/10/14
61385	Credit Suisse AG	HSI R Bull CBBC Oct 2017 M	0.2500	23,752 per 12,000 units	23,952 per 12,000 units	2017/10/30	200,000,000	2016/10/14
61383	Credit Suisse AG	HSI R Bull CBBC Dec 2017 R	0.2500	23,550 per 12,000 units	23,750 per 12,000 units	2017/12/28	200,000,000	2016/10/14
61381	Credit Suisse AG	HSI R Bear CBBC Feb 2017 Z	0.2500	24,000 per 10,000 units	23,800 per 10,000 units	2017/02/27	200,000,000	2016/10/14
61382	Credit Suisse AG	HSI R Bear CBBC Mar 2017 S	0.2500	24,150 per 12,000 units	23,950 per 12,000 units	2017/03/30	200,000,000	2016/10/14
61394	Goldman Sachs SP (Asia)	HSI R Bull CBBC Jan 2018 J	0.2500	23,250 per 10,000 units	23,450 per 10,000 units	2018/01/30	200,000,000	2016/10/14
61395	Goldman Sachs SP (Asia)	HSI R Bull CBBC Jan 2018 K	0.2500	23,852 per 10,000 units	23,952 per 10,000 units	2018/01/30	200,000,000	2016/10/14
61388	Goldman Sachs SP (Asia)	HSI R Bear CBBC Feb 2017 Q	0.2500	24,350 per 10,000 units	24,250 per 10,000 units	2017/02/27	200,000,000	2016/10/14
61333	Goldman Sachs SP (Asia)	HSI R Bear CBBC Mar 2017 A	0.2500	24,000 per 10,000 units	23,900 per 10,000 units	2017/03/30	200,000,000	2016/10/14
61365	HK Bank	CNOOC R Bull CBBC Oct 2017 C	0.2500	9.5800	9.7800	2017/10/23	50,000,000	2016/10/14
61366	HK Bank	HKEX R Bear CBBC Jul 2017 C	0.2500	219.88 per 100 units	217.88 per 100 units	2017/07/31	40,000,000	2016/10/14
61364	HK Bank	Power Assets R Bull CBBC Sep 2017 A	0.2500	64 per 100 units	66 per 100 units	2017/09/29	40,000,000	2016/10/14
61416	J P Morgan SP BV	BOCL R Bull CBBC Sep 2017 A	0.2500	3.3000	3.3800	2017/09/15	100,000,000	2016/10/14
61414	J P Morgan SP BV	CC Bank R Bull CBBC Sep 2017 A	0.2500	5.6000	5.6800	2017/09/15	100,000,000	2016/10/14
61420	J P Morgan SP BV	Galaxy Ent R Bull CBBC Dec 2017 B	0.2500	29.08 per 100 units	29.88 per 100 units	2017/12/15	100,000,000	2016/10/14
61428	J P Morgan SP BV	HSI R Bull CBBC Oct 2017 E	0.2500	23,852 per 10,000 units	23,952 per 10,000 units	2017/10/30	200,000,000	2016/10/14
61430	J P Morgan SP BV	HSI R Bull CBBC Jan 2018 Z	0.2500	23,568 per 10,000 units	23,668 per 10,000 units	2018/01/30	200,000,000	2016/10/14
61412	J P Morgan SP BV	HSI R Bear CBBC Jan 2017 N	0.2500	24,200 per 10,000 units	24,000 per 10,000 units	2017/01/26	200,000,000	2016/10/14
61397	J P Morgan SP BV	HSI R Bear CBBC Jan 2017 O	0.2500	24,000 per 10,000 units	23,800 per 10,000 units	2017/01/26	200,000,000	2016/10/14
61402	J P Morgan SP BV	HSI R Bear CBBC Jan 2017 Q	0.2500	25,148 per 10,000 units	25,048 per 10,000 units	2017/01/26	200,000,000	2016/10/14
61399	J P Morgan SP BV	HSI R Bear CBBC Apr 2017 D	0.2500	25,948 per 10,000 units	25,848 per 10,000 units	2017/04/27	200,000,000	2016/10/14
61401	J P Morgan SP BV	HSI R Bear CBBC Apr 2017 E	0.2500	26,348 per 10,000 units	26,248 per 10,000 units	2017/04/27	200,000,000	2016/10/14
61410	J P Morgan SP BV	HSI R Bear CBBC Apr 2017 F	0.2500	25,448 per 10,000 units	25,348 per 10,000 units	2017/04/27	200,000,000	2016/10/14

Newly listed callable bull/bear contracts (continued)

Code	Issuer	Name of issue	Issue prices (HK\$)	Strike price (HKD) / Strike level per 10 units	Call price (HKD) / Call level per 10 units	Expiry date	No. of issue (units)	Listing date
61419	J P Morgan SP BV	Sands China R Bull CBBC Dec 2017 A	0.2500	32.08 per 100 units	32.88 per 100 units	2017/12/15	100,000,000	2016/10/14
61378	Macquarie Bank Ltd.	HSI R Bear CBBC Oct 2017 A	0.2500	24,600 per 20,000 units	24,400 per 20,000 units	2017/10/30	80,000,000	2016/10/14
61339	SG Issuer	COVS R Bull CBBC Aug 2017 A	0.2500	23.4800	24.0800	2017/08/30	40,000,000	2016/10/14
61337	SG Issuer	COVS R Bull CBBC Oct 2017 A	0.4300	21.4800	22.0800	2017/10/30	40,000,000	2016/10/14
61342	SG Issuer	CUni R Bull CBBC Apr 2018 A	0.2500	8.8800	9.0800	2018/04/27	40,000,000	2016/10/14
61341	SG Issuer	CUni R Bull CBBC Jun 2018 A	0.2500	8.4800	8.6800	2018/06/28	40,000,000	2016/10/14
61340	SG Issuer	CUni R Bull CBBC Aug 2018 A	0.2500	8.0800	8.2800	2018/08/30	40,000,000	2016/10/14
61343	SG Issuer	CNOOC R Bull CBBC May 2017 A	0.2500	9.2800	9.4800	2017/05/29	40,000,000	2016/10/14
61346	SG Issuer	CNOOC R Bear CBBC Jun 2017 A	0.2500	11.6800	11.2800	2017/06/29	40,000,000	2016/10/14
61361	SG Issuer	CP&CC R Bull CBBC Oct 2017 B	0.2500	5.3300	5.4800	2017/10/30	40,000,000	2016/10/14
61350	SG Issuer	Galaxy R Bull CBBC Jun 2017 C	0.2500	29.2800	30.0800	2017/06/29	40,000,000	2016/10/14
61349	SG Issuer	Galaxy R Bull CBBC Aug 2017 C	0.3500	27.2800	28.0800	2017/08/30	40,000,000	2016/10/14
61351	SG Issuer	Galaxy R Bear CBBC Nov 2017 A	0.2500	40.68 per 100 units	38.88 per 100 units	2017/11/29	100,000,000	2016/10/14
61352	SG Issuer	HSBC R Bull CBBC Nov 2018 D	0.2500	55.58 per 100 units	57.08 per 100 units	2018/11/29	100,000,000	2016/10/14
61421	SG Issuer	HSI R Bull CBBC Mar 2018 X	0.2500	23,708 per 10,000 units	23,908 per 10,000 units	2018/03/28	200,000,000	2016/10/14
61426	SG Issuer	HSI R Bull CBBC Mar 2018 Y	0.2500	23,758 per 12,000 units	23,858 per 12,000 units	2018/03/28	200,000,000	2016/10/14
61355	SG Issuer	Lenovo R Bull CBBC Jun 2017 A	0.2500	4.7800	4.9800	2017/06/29	40,000,000	2016/10/14
61353	SG Issuer	Lenovo R Bull CBBC Dec 2017 C	0.2500	4.5800	4.7800	2017/12/28	40,000,000	2016/10/14
61356	SG Issuer	PetroChina R Bull CBBC Oct 2017 B	0.2500	5.0800	5.2800	2017/10/30	40,000,000	2016/10/14
61360	SG Issuer	Sands R Bull CBBC Jul 2017 C	0.2500	33.2800	34.0800	2017/07/28	40,000,000	2016/10/14
61358	SG Issuer	Sands R Bull CBBC Oct 2017 A	0.3900	31.2800	32.0800	2017/10/30	40,000,000	2016/10/14
61386	UBS AG	HSI R Bull CBBC Dec 2017 E	0.2500	23,752 per 12,000 units	23,952 per 12,000 units	2017/12/28	250,000,000	2016/10/14
61380	UBS AG	HSI R Bear CBBC Jan 2017 Z	0.2500	24,150 per 10,000 units	23,950 per 10,000 units	2017/01/26	200,000,000	2016/10/14
61379	UBS AG	HSI R Bear CBBC Feb 2017 M	0.2500	23,989 per 12,000 units	23,789 per 12,000 units	2017/02/27	250,000,000	2016/10/14
61463	Credit Suisse AG	HSI R Bull CBBC Oct 2017 N	0.2500	23,700 per 10,000 units	23,900 per 10,000 units	2017/10/30	200,000,000	2016/10/17
61466	Credit Suisse AG	HSI R Bear CBBC Feb 2017 A	0.2500	24,050 per 12,000 units	23,850 per 12,000 units	2017/02/27	200,000,000	2016/10/17
61464	Credit Suisse AG	HSI R Bear CBBC Mar 2017 T	0.2500	24,200 per 10,000 units	24,000 per 10,000 units	2017/03/30	200,000,000	2016/10/17
61462	Bank of East Asia	PetCh R Bull CBBC Dec 2017 B	0.2500	4.9800	5.0800	2017/12/07	40,000,000	2016/10/17
61461	Bank of East Asia	Ping An R Bull CBBC Dec 2017 C	0.6500	39.0800	39.6800	2017/12/07	16,000,000	2016/10/17
61485	Goldman Sachs SP (Asia)	HSI R Bull CBBC Jan 2018 L	0.2500	23,650 per 10,000 units	23,850 per 10,000 units	2018/01/30	200,000,000	2016/10/17
61487	Goldman Sachs SP (Asia)	HSI R Bear CBBC Mar 2017 B	0.2500	24,200 per 10,000 units	24,000 per 10,000 units	2017/03/30	200,000,000	2016/10/17
61457	HK Bank	China Life R Bull CBBC Aug 2017 B	0.3000	18.7800	19.1800	2017/08/31	50,000,000	2016/10/17
61459	HK Bank	China Life R Bear CBBC Apr 2017 A	0.2500	23.2800	22.8800	2017/04/28	40,000,000	2016/10/17
61460	HK Bank	China Life R Bear CBBC Oct 2017 A	0.5000	25.7800	24.9800	2017/10/31	40,000,000	2016/10/17
61455	HK Bank	Sinopec Corp R Bull CBBC Oct 2017 B	0.2500	5.4300	5.5800	2017/10/16	50,000,000	2016/10/17
61456	HK Bank	Galaxy Ent R Bull CBBC Oct 2017 A	0.2500	29.38 per 100 units	30.18 per 100 units	2017/10/31	40,000,000	2016/10/17
61475	J P Morgan SP BV	COVS R Bull CBBC Nov 2017 A	0.2500	22.08 per 100 units	22.88 per 100 units	2017/11/17	100,000,000	2016/10/17
61477	J P Morgan SP BV	China Life R Bull CBBC Dec 2017 B	0.2500	19.78 per 100 units	20.28 per 100 units	2017/12/15	100,000,000	2016/10/17
61476	J P Morgan SP BV	HKEK R Bull CBBC Nov 2017 G	0.2500	204.38 per 100 units	206.88 per 100 units	2017/11/17	40,000,000	2016/10/17
61473	J P Morgan SP BV	HSI R Bull CBBC Oct 2017 R	0.2500	23,700 per 10,000 units	23,900 per 10,000 units	2017/10/30	200,000,000	2016/10/17
61482	J P Morgan SP BV	HSI R Bull CBBC Oct 2017 S	0.2500	23,468 per 10,000 units	23,568 per 10,000 units	2017/10/30	200,000,000	2016/10/17
61483	J P Morgan SP BV	HSI R Bear CBBC Jan 2017 H	0.2500	24,100 per 10,000 units	23,900 per 10,000 units	2017/01/26	200,000,000	2016/10/17
61431	SG Issuer	AIA R Bear CBBC Jul 2017 A	0.2500	59.68 per 100 units	58.88 per 100 units	2017/07/28	100,000,000	2016/10/17

Newly listed callable bull/bear contracts (continued)

Code	Issuer	Name of issue	Issue prices (HK\$)	Strike price (HKD) / Strike level per 10 units	Call price (HKD) / Call level per 10 units	Expiry date	No. of issue (units)	Listing date
61436	SG Issuer	BOCL R Bear CBBC May 2017 A	0.2500	4.0800	3.9800	2017/05/29	40,000,000	2016/10/17
61454	SG Issuer	CP&CC R Bear CBBC May 2017 A	0.2500	6.6300	6.4800	2017/05/29	40,000,000	2016/10/17
61488	SG Issuer	HSI R Bull CBBC Mar 2018 T	0.2500	23,708 per 10,000 units	23,808 per 10,000 units	2018/03/28	200,000,000	2016/10/17
61489	SG Issuer	HSI R Bear CBBC Feb 2017 E	0.2500	23,988 per 10,000 units	23,888 per 10,000 units	2017/02/27	200,000,000	2016/10/17
61440	SG Issuer	ICBC R Bear CBBC Jun 2017 A	0.2500	5.4800	5.3800	2017/06/29	40,000,000	2016/10/17
61450	SG Issuer	PetroChina R Bear CBBC May 2017 A	0.2500	6.1800	5.9800	2017/05/29	40,000,000	2016/10/17
61452	SG Issuer	PetroChina R Bear CBBC Aug 2017 A	0.2500	6.6800	6.4800	2017/08/30	40,000,000	2016/10/17
61467	UBS AG	HSI R Bull CBBC Nov 2017 O	0.2500	23,700 per 10,000 units	23,900 per 10,000 units	2017/11/29	200,000,000	2016/10/17
61468	UBS AG	HSI R Bear CBBC Jan 2017 O	0.2500	24,050 per 12,000 units	23,850 per 12,000 units	2017/01/26	250,000,000	2016/10/17
61472	UBS AG	HSI R Bear CBBC Feb 2017 C	0.2500	24,200 per 12,000 units	24,000 per 12,000 units	2017/02/27	250,000,000	2016/10/17
61506	BNP Paribas Arbit Issu B.V.	HSI R Bull CBBC Nov 2017 U	0.2500	23,300 per 10,000 units	23,500 per 10,000 units	2017/11/29	250,000,000	2016/10/18
61509	BNP Paribas Arbit Issu B.V.	HSI R Bear CBBC Feb 2017 J	0.2500	23,800 per 10,000 units	23,600 per 10,000 units	2017/02/27	250,000,000	2016/10/18
61511	BNP Paribas Arbit Issu B.V.	HSI R Bear CBBC Mar 2017 F	0.2500	23,900 per 10,000 units	23,700 per 10,000 units	2017/03/30	250,000,000	2016/10/18
61513	Credit Suisse AG	HSI R Bull CBBC Sep 2017 H	0.2500	23,500 per 10,000 units	23,700 per 10,000 units	2017/09/28	200,000,000	2016/10/18
61514	Credit Suisse AG	HSI R Bull CBBC Oct 2017 V	0.2500	23,650 per 12,000 units	23,850 per 12,000 units	2017/10/30	200,000,000	2016/10/18
61515	Credit Suisse AG	HSI R Bull CBBC Dec 2017 U	0.2500	23,350 per 10,000 units	23,550 per 10,000 units	2017/12/28	200,000,000	2016/10/18
61517	Credit Suisse AG	HSI R Bear CBBC Feb 2017 G	0.2500	23,900 per 10,000 units	23,700 per 10,000 units	2017/02/27	200,000,000	2016/10/18
61518	Credit Suisse AG	HSI R Bear CBBC Feb 2017 M	0.2500	24,100 per 10,000 units	23,900 per 10,000 units	2017/02/27	200,000,000	2016/10/18
61516	Credit Suisse AG	HSI R Bear CBBC Mar 2017 U	0.2500	23,750 per 10,000 units	23,550 per 10,000 units	2017/03/30	200,000,000	2016/10/18
61497	Goldman Sachs SP (Asia)	HSI R Bull CBBC Jan 2018 M	0.2500	23,478 per 10,000 units	23,578 per 10,000 units	2018/01/30	200,000,000	2016/10/18
61546	Goldman Sachs SP (Asia)	HSI R Bear CBBC Feb 2017 H	0.2500	23,850 per 10,000 units	23,750 per 10,000 units	2017/02/27	200,000,000	2016/10/18
61545	Goldman Sachs SP (Asia)	HSI R Bear CBBC Feb 2017 R	0.2500	23,750 per 10,000 units	23,550 per 10,000 units	2017/02/27	200,000,000	2016/10/18
61490	HK Bank	HSI R Bear CBBC Apr 2017 L	0.2500	23,988 per 15,000 units	23,788 per 15,000 units	2017/04/27	150,000,000	2016/10/18
61491	HK Bank	HSI R Bear CBBC Apr 2017 M	0.2500	24,188 per 15,000 units	23,988 per 15,000 units	2017/04/27	150,000,000	2016/10/18
61492	HK Bank	PetCh R Bull CBBC Oct 2017 A	0.2500	4.9800	5.1800	2017/10/16	50,000,000	2016/10/18
61493	HK Bank	PetCh R Bear CBBC Dec 2017 A	0.2500	6.4800	6.2800	2017/12/22	40,000,000	2016/10/18
61494	HK Bank	SHK Ppt R Bull CBBC Dec 2017 A	0.2500	109.58 per 100 units	111.08 per 100 units	2017/12/21	40,000,000	2016/10/18
61496	HK Bank	SHK Ppt R Bull CBBC Jan 2018 A	0.2500	99.58 per 100 units	101.08 per 100 units	2018/01/18	40,000,000	2016/10/18
61495	HK Bank	SHK Ppt R Bear CBBC Sep 2017 A	0.2500	128.38 per 100 units	126.88 per 100 units	2017/09/29	40,000,000	2016/10/18
61563	J P Morgan SP BV	CKH R Bull CBBC Oct 2017 B	0.2500	89.38 per 100 units	90.88 per 100 units	2017/10/20	40,000,000	2016/10/18
61557	J P Morgan SP BV	HSI R Bull CBBC Oct 2017 T	0.2500	23,500 per 10,000 units	23,700 per 10,000 units	2017/10/30	200,000,000	2016/10/18
61558	J P Morgan SP BV	HSI R Bull CBBC Feb 2018 K	0.2500	23,368 per 10,000 units	23,468 per 10,000 units	2018/02/27	200,000,000	2016/10/18
61559	J P Morgan SP BV	HSI R Bear CBBC Jan 2017 A	0.2500	23,650 per 10,000 units	23,550 per 10,000 units	2017/01/26	200,000,000	2016/10/18
61562	J P Morgan SP BV	HSI R Bear CBBC Feb 2017 S	0.2500	23,948 per 10,000 units	23,848 per 10,000 units	2017/02/27	200,000,000	2016/10/18
61532	Macquarie Bank Ltd.	HSI R Bull CBBC Oct 2017 A	0.2500	22,488 per 20,000 units	22,688 per 20,000 units	2017/10/30	80,000,000	2016/10/18
61534	Macquarie Bank Ltd.	HSI R Bear CBBC Nov 2017 A	0.2500	25,300 per 20,000 units	25,088 per 20,000 units	2017/11/29	80,000,000	2016/10/18
61547	SG Issuer	HSI R Bull CBBC Mar 2018 A	0.2500	23,308 per 10,000 units	23,508 per 10,000 units	2018/03/28	200,000,000	2016/10/18
61549	SG Issuer	HSI R Bull CBBC Mar 2018 F	0.2500	23,358 per 12,000 units	23,458 per 12,000 units	2018/03/28	200,000,000	2016/10/18
61550	SG Issuer	HSI R Bear CBBC Feb 2017 F	0.2500	23,738 per 12,000 units	23,638 per 12,000 units	2017/02/27	200,000,000	2016/10/18
61554	SG Issuer	HSI R Bear CBBC Feb 2017 I	0.2500	24,038 per 12,000 units	23,938 per 12,000 units	2017/02/27	200,000,000	2016/10/18
61553	SG Issuer	HSI R Bear CBBC Feb 2017 J	0.2500	23,988 per 10,000 units	23,788 per 10,000 units	2017/02/27	200,000,000	2016/10/18
61555	SG Issuer	HSI R Bear CBBC Feb 2017 P	0.2500	24,138 per 12,000 units	24,038 per 12,000 units	2017/02/27	200,000,000	2016/10/18
61538	UBS AG	HSI R Bull CBBC Nov 2017 B	0.2500	23,300 per 12,000 units	23,500 per 12,000 units	2017/11/29	250,000,000	2016/10/18

Newly listed callable bull/bear contracts (continued)

Code	Issuer	Name of issue	Issue prices (HK\$)	Strike price (HKD) / Strike level per 10 units	Call price (HKD) / Call level per 10 units	Expiry date	No. of issue (units)	Listing date
61536	UBS AG	HSI R Bull CBBC Nov 2017 V	0.2500	23,500 per 12,000 units	23,700 per 12,000 units	2017/11/29	250,000,000	2016/10/18
61535	UBS AG	HSI R Bull CBBC Jan 2018 B	0.2500	23,651 per 12,000 units	23,851 per 12,000 units	2018/01/30	250,000,000	2016/10/18
61543	UBS AG	HSI R Bear CBBC Jan 2017 R	0.2500	24,250 per 12,000 units	24,050 per 12,000 units	2017/01/26	250,000,000	2016/10/18
61540	UBS AG	HSI R Bear CBBC Feb 2017 O	0.2500	23,750 per 12,000 units	23,550 per 12,000 units	2017/02/27	250,000,000	2016/10/18
61542	UBS AG	HSI R Bear CBBC Mar 2017 O	0.2500	24,100 per 14,000 units	23,900 per 14,000 units	2017/03/30	300,000,000	2016/10/18
61567	BNP Paribas Arbit Issu B.V.	HSI R Bull CBBC Nov 2017 V	0.2500	23,100 per 10,000 units	23,300 per 10,000 units	2017/11/29	250,000,000	2016/10/19
61564	BNP Paribas Arbit Issu B.V.	HSI R Bull CBBC Dec 2017 S	0.2500	23,200 per 10,000 units	23,400 per 10,000 units	2017/12/28	250,000,000	2016/10/19
61574	BNP Paribas Arbit Issu B.V.	HSI R Bear CBBC Feb 2017 T	0.2500	23,600 per 10,000 units	23,400 per 10,000 units	2017/02/27	250,000,000	2016/10/19
61573	BNP Paribas Arbit Issu B.V.	HSI R Bear CBBC Mar 2017 T	0.2500	23,500 per 10,000 units	23,300 per 10,000 units	2017/03/30	250,000,000	2016/10/19
61575	BNP Paribas Arbit Issu B.V.	HSI R Bear CBBC Mar 2017 Z	0.2500	23,700 per 10,000 units	23,500 per 10,000 units	2017/03/30	250,000,000	2016/10/19
61597	Credit Suisse AG	HSI R Bull CBBC Oct 2017 E	0.2500	23,300 per 12,000 units	23,500 per 12,000 units	2017/10/30	200,000,000	2016/10/19
61600	Credit Suisse AG	HSI R Bull CBBC Dec 2017 V	0.2500	23,150 per 10,000 units	23,350 per 10,000 units	2017/12/28	200,000,000	2016/10/19
61601	Credit Suisse AG	HSI R Bear CBBC Feb 2017 N	0.2500	23,650 per 10,000 units	23,450 per 10,000 units	2017/02/27	200,000,000	2016/10/19
61604	Credit Suisse AG	HSI R Bear CBBC Feb 2017 P	0.2500	23,492 per 10,000 units	23,292 per 10,000 units	2017/02/27	200,000,000	2016/10/19
61603	Credit Suisse AG	HSI R Bear CBBC Mar 2017 V	0.2500	23,800 per 12,000 units	23,600 per 12,000 units	2017/03/30	200,000,000	2016/10/19
61569	Goldman Sachs SP (Asia)	HSI R Bull CBBC Oct 2017 J	0.2500	23,250 per 10,000 units	23,350 per 10,000 units	2017/10/30	200,000,000	2016/10/19
61568	Goldman Sachs SP (Asia)	HSI R Bull CBBC Jan 2018 N	0.2500	23,300 per 10,000 units	23,500 per 10,000 units	2018/01/30	200,000,000	2016/10/19
61627	Goldman Sachs SP (Asia)	HSI R Bear CBBC Feb 2017 I	0.2500	23,600 per 10,000 units	23,500 per 10,000 units	2017/02/27	200,000,000	2016/10/19
61578	HK Bank	China Mobile R Bear CBBC Apr 2017 C	0.2500	103.08 per 100 units	101.88 per 100 units	2017/04/28	40,000,000	2016/10/19
61580	HK Bank	COVS R Bull CBBC Oct 2017 B	0.3000	21.4800	22.0800	2017/10/31	40,000,000	2016/10/19
61579	HK Bank	CUni R Bull CBBC Nov 2017 A	0.2500	8.9800	9.1800	2017/11/30	40,000,000	2016/10/19
61577	HK Bank	Tencent R Bull CBBC Nov 2017 A	0.2500	201.38 per 100 units	203.38 per 100 units	2017/11/27	50,000,000	2016/10/19
61584	HK Bank	Tencent R Bull CBBC Nov 2017 B	0.2500	204.38 per 100 units	206.38 per 100 units	2017/11/13	50,000,000	2016/10/19
61585	J P Morgan SP BV	HSI R Bull CBBC Oct 2017 U	0.2500	23,300 per 10,000 units	23,500 per 10,000 units	2017/10/30	200,000,000	2016/10/19
61592	J P Morgan SP BV	HSI R Bull CBBC Oct 2017 V	0.2500	23,100 per 10,000 units	23,300 per 10,000 units	2017/10/30	200,000,000	2016/10/19
61594	J P Morgan SP BV	HSI R Bear CBBC Jan 2017 V	0.2500	23,392 per 10,000 units	23,292 per 10,000 units	2017/01/26	200,000,000	2016/10/19
61615	J P Morgan SP BV	HSI R Bear CBBC Feb 2017 T	0.2500	23,800 per 10,000 units	23,600 per 10,000 units	2017/02/27	200,000,000	2016/10/19
61616	J P Morgan SP BV	HSI R Bear CBBC Feb 2017 U	0.2500	24,048 per 10,000 units	23,948 per 10,000 units	2017/02/27	200,000,000	2016/10/19
61606	SG Issuer	HSI R Bull CBBC Mar 2018 R	0.2500	23,108 per 10,000 units	23,308 per 10,000 units	2018/03/28	200,000,000	2016/10/19
61607	SG Issuer	HSI R Bull CBBC Mar 2018 U	0.2500	23,258 per 12,000 units	23,358 per 12,000 units	2018/03/28	200,000,000	2016/10/19
61609	SG Issuer	HSI R Bear CBBC Jan 2017 M	0.2500	23,538 per 12,000 units	23,438 per 12,000 units	2017/01/26	200,000,000	2016/10/19
61611	SG Issuer	HSI R Bear CBBC Jan 2017 Z	0.2500	23,588 per 10,000 units	23,488 per 10,000 units	2017/01/26	200,000,000	2016/10/19
61613	SG Issuer	HSI R Bear CBBC Mar 2017 E	0.2500	23,788 per 10,000 units	23,688 per 10,000 units	2017/03/30	200,000,000	2016/10/19
61614	SG Issuer	HSI R Bear CBBC Mar 2017 F	0.2500	24,188 per 10,000 units	23,988 per 10,000 units	2017/03/30	200,000,000	2016/10/19
61622	UBS AG	HSI R Bull CBBC Sep 2017 N	0.2500	23,150 per 12,000 units	23,350 per 12,000 units	2017/09/28	250,000,000	2016/10/19
61621	UBS AG	HSI R Bull CBBC Oct 2017 W	0.2500	23,349 per 12,000 units	23,549 per 12,000 units	2017/10/30	250,000,000	2016/10/19
61625	UBS AG	HSI R Bear CBBC Jan 2017 T	0.2500	23,492 per 12,000 units	23,292 per 12,000 units	2017/01/26	250,000,000	2016/10/19
61626	UBS AG	HSI R Bear CBBC Jan 2017 W	0.2500	23,700 per 10,000 units	23,500 per 10,000 units	2017/01/26	200,000,000	2016/10/19
61630	BNP Paribas Arbit Issu B.V.	HSI R Bull CBBC Nov 2017 W	0.2500	22,900 per 10,000 units	23,100 per 10,000 units	2017/11/29	250,000,000	2016/10/20
61631	BNP Paribas Arbit Issu B.V.	HSI R Bull CBBC Dec 2017 T	0.2500	23,000 per 10,000 units	23,200 per 10,000 units	2017/12/28	250,000,000	2016/10/20
61664	BNP Paribas Arbit Issu B.V.	HSI R Bear CBBC Feb 2017 U	0.2500	23,400 per 10,000 units	23,200 per 10,000 units	2017/02/27	250,000,000	2016/10/20
61662	BNP Paribas Arbit Issu B.V.	HSI R Bear CBBC Mar 2017 C	0.2500	23,300 per 10,000 units	23,100 per 10,000 units	2017/03/30	250,000,000	2016/10/20
61658	Credit Suisse AG	HSI R Bull CBBC Sep 2017 I	0.2500	23,200 per 12,000 units	23,400 per 12,000 units	2017/09/28	200,000,000	2016/10/20

Newly listed callable bull/bear contracts (continued)

Code	Issuer	Name of issue	Issue prices (HK\$)	Strike price (HKD) / Strike level per 10 units	Call price (HKD) / Call level per 10 units	Expiry date	No. of issue (units)	Listing date
61660	Credit Suisse AG	HSI R Bull CBBC Oct 2017 B	0.2500	23,050 per 10,000 units	23,250 per 10,000 units	2017/10/30	200,000,000	2016/10/20
61661	Credit Suisse AG	HSI R Bull CBBC Dec 2017 W	0.2500	22,900 per 10,000 units	23,100 per 10,000 units	2017/12/28	200,000,000	2016/10/20
61666	Credit Suisse AG	HSI R Bear CBBC Feb 2017 Q	0.2500	23,550 per 10,000 units	23,350 per 10,000 units	2017/02/27	200,000,000	2016/10/20
61668	Credit Suisse AG	HSI R Bear CBBC Feb 2017 T	0.2500	23,400 per 12,000 units	23,200 per 12,000 units	2017/02/27	200,000,000	2016/10/20
61665	Credit Suisse AG	HSI R Bear CBBC Mar 2017 W	0.2500	23,700 per 12,000 units	23,500 per 12,000 units	2017/03/30	200,000,000	2016/10/20
61670	Credit Suisse AG	HSI R Bear CBBC Mar 2017 X	0.2500	23,232 per 10,000 units	23,032 per 10,000 units	2017/03/30	200,000,000	2016/10/20
61632	Goldman Sachs SP (Asia)	HSI R Bull CBBC Jan 2018 O	0.2500	23,050 per 10,000 units	23,250 per 10,000 units	2018/01/30	200,000,000	2016/10/20
61636	Goldman Sachs SP (Asia)	HSI R Bull CBBC Jan 2018 P	0.2500	23,000 per 10,000 units	23,100 per 10,000 units	2018/01/30	200,000,000	2016/10/20
61688	Goldman Sachs SP (Asia)	HSI R Bull CBBC Jan 2018 Q	0.2500	22,900 per 10,000 units	23,000 per 10,000 units	2018/01/30	200,000,000	2016/10/20
61689	Goldman Sachs SP (Asia)	HSI R Bear CBBC Feb 2017 S	0.2500	23,132 per 10,000 units	23,032 per 10,000 units	2017/02/27	200,000,000	2016/10/20
61690	Goldman Sachs SP (Asia)	HSI R Bear CBBC Feb 2017 U	0.2500	23,300 per 10,000 units	23,200 per 10,000 units	2017/02/27	200,000,000	2016/10/20
61691	Goldman Sachs SP (Asia)	HSI R Bear CBBC Feb 2017 V	0.2500	23,600 per 10,000 units	23,400 per 10,000 units	2017/02/27	200,000,000	2016/10/20
61649	HK Bank	China Mobile R Bull CBBC Nov 2017 A	0.2500	78.88 per 100 units	80.08 per 100 units	2017/11/30	50,000,000	2016/10/20
61656	HK Bank	CLP Holdings R Bull CBBC Dec 2017 A	0.2500	66.88 per 100 units	68.88 per 100 units	2017/12/22	40,000,000	2016/10/20
61646	HK Bank	HSCEI R Bear CBBC Mar 2017 D	0.2500	9,986 per 10,000 units	9,886 per 10,000 units	2017/03/30	50,000,000	2016/10/20
61655	HK Bank	HSI R Bear CBBC Mar 2017 Q	0.2500	23,588 per 15,000 units	23,388 per 15,000 units	2017/03/30	150,000,000	2016/10/20
61647	HK Bank	HSI R Bear CBBC Apr 2017 N	0.2500	23,788 per 15,000 units	23,588 per 15,000 units	2017/04/27	150,000,000	2016/10/20
61650	HK Bank	Tencent R Bear CBBC Apr 2017 H	0.2500	217.88 per 100 units	215.88 per 100 units	2017/04/28	40,000,000	2016/10/20
61695	J P Morgan SP BV	CC Bank R Bear CBBC May 2017 A	0.2500	6.0600	5.9800	2017/05/19	100,000,000	2016/10/20
61694	J P Morgan SP BV	HKEX R Bear CBBC Apr 2017 C	0.2500	212.88 per 100 units	210.08 per 100 units	2017/04/21	40,000,000	2016/10/20
61698	J P Morgan SP BV	HSBC R Bear CBBC Apr 2017 A	0.2500	60.68 per 100 units	59.28 per 100 units	2017/04/21	100,000,000	2016/10/20
61699	J P Morgan SP BV	HSCEI R Bear CBBC May 2017 A	0.2500	10,100 per 10,000 units	10,000 per 10,000 units	2017/05/29	100,000,000	2016/10/20
61637	J P Morgan SP BV	HSI R Bull CBBC Oct 2017 X	0.2500	23,200 per 10,000 units	23,400 per 10,000 units	2017/10/30	200,000,000	2016/10/20
61644	J P Morgan SP BV	HSI R Bull CBBC Oct 2017 Y	0.2500	22,900 per 10,000 units	23,100 per 10,000 units	2017/10/30	200,000,000	2016/10/20
61706	J P Morgan SP BV	HSI R Bear CBBC Jan 2017 D	0.2500	23,132 per 10,000 units	23,032 per 10,000 units	2017/01/26	200,000,000	2016/10/20
61704	J P Morgan SP BV	HSI R Bear CBBC Jan 2017 Z	0.2500	23,700 per 10,000 units	23,500 per 10,000 units	2017/01/26	200,000,000	2016/10/20
61701	J P Morgan SP BV	HSI R Bear CBBC Feb 2017 V	0.2500	23,348 per 10,000 units	23,248 per 10,000 units	2017/02/27	200,000,000	2016/10/20
61705	J P Morgan SP BV	HSI R Bear CBBC Feb 2017 W	0.2500	24,148 per 10,000 units	24,048 per 10,000 units	2017/02/27	200,000,000	2016/10/20
61692	J P Morgan SP BV	Tencent R Bear CBBC Nov 2017 D	0.2500	216.88 per 100 units	214.08 per 100 units	2017/11/17	40,000,000	2016/10/20
61657	Macquarie Bank Ltd.	HSI R Bear CBBC Oct 2017 B	0.2500	24,200 per 10,000 units	24,000 per 10,000 units	2017/10/30	40,000,000	2016/10/20
61707	SG Issuer	HSI R Bull CBBC Mar 2018 B	0.2500	22,908 per 10,000 units	23,008 per 10,000 units	2018/03/28	200,000,000	2016/10/20
61708	SG Issuer	HSI R Bear CBBC Mar 2017 G	0.2500	23,138 per 12,000 units	23,038 per 12,000 units	2017/03/30	200,000,000	2016/10/20
61709	SG Issuer	HSI R Bear CBBC Mar 2017 H	0.2500	23,188 per 10,000 units	23,088 per 10,000 units	2017/03/30	200,000,000	2016/10/20
61710	SG Issuer	HSI R Bear CBBC Mar 2017 I	0.2500	23,338 per 12,000 units	23,238 per 12,000 units	2017/03/30	200,000,000	2016/10/20
61711	SG Issuer	HSI R Bear CBBC Mar 2017 J	0.2500	23,438 per 12,000 units	23,338 per 12,000 units	2017/03/30	200,000,000	2016/10/20
61714	SG Issuer	HSI R Bear CBBC Mar 2017 K	0.2500	23,638 per 12,000 units	23,538 per 12,000 units	2017/03/30	200,000,000	2016/10/20
61680	UBS AG	China Mobile R Bull CBBC Oct 2017 A	0.2500	84.68 per 100 units	85.88 per 100 units	2017/10/16	100,000,000	2016/10/20
61683	UBS AG	China Life R Bull CBBC Feb 2018 A	0.2500	19.08 per 100 units	19.58 per 100 units	2018/02/12	100,000,000	2016/10/20
61681	UBS AG	HS H-SH ETF R Bull CBBC Jul 2017 A	0.2500	87.88 per 100 units	88.88 per 100 units	2017/07/17	100,000,000	2016/10/20
61679	UBS AG	HSBC R Bull CBBC Nov 2017 C	0.2500	52.38 per 100 units	53.88 per 100 units	2017/11/27	100,000,000	2016/10/20
61678	UBS AG	HSI R Bull CBBC Sep 2017 A	0.2500	22,850 per 12,000 units	23,050 per 12,000 units	2017/09/28	250,000,000	2016/10/20
61673	UBS AG	HSI R Bull CBBC Nov 2017 K	0.2500	23,207 per 10,000 units	23,407 per 10,000 units	2017/11/29	200,000,000	2016/10/20
61677	UBS AG	HSI R Bull CBBC Nov 2017 Q	0.2500	23,000 per 12,000 units	23,200 per 12,000 units	2017/11/29	250,000,000	2016/10/20

Newly listed callable bull/bear contracts (continued)

Code	Issuer	Name of issue	Issue prices (HK\$)	Strike price (HKD) / Strike level per 10 units	Call price (HKD) / Call level per 10 units	Expiry date	No. of issue (units)	Listing date
61685	UBS AG	HSI R Bear CBBC Jan 2017 A	0.2500	23,400 per 10,000 units	23,200 per 10,000 units	2017/01/26	200,000,000	2016/10/20
61686	UBS AG	HSI R Bear CBBC Jan 2017 B	0.2500	23,600 per 12,000 units	23,400 per 12,000 units	2017/01/26	250,000,000	2016/10/20
61687	UBS AG	HSI R Bear CBBC Jan 2017 G	0.2500	23,850 per 12,000 units	23,650 per 12,000 units	2017/01/26	250,000,000	2016/10/20
61684	UBS AG	HSI R Bear CBBC Feb 2017 E	0.2500	23,232 per 12,000 units	23,032 per 12,000 units	2017/02/27	250,000,000	2016/10/20
61682	UBS AG	Tracker Fund R Bull CBBC Jun 2017 A	0.2500	21.9000	22.5000	2017/06/19	50,000,000	2016/10/20
61242*	Credit Suisse AG	HSI R Bear CBBC Feb 2017 Y	0.0450	23,785 per 15,000 units	23,585 per 15,000 units	2017/02/27	230,000,000	2016/10/20
61738	Credit Suisse AG	HSI R Bull CBBC Nov 2017 C	0.2500	23,000 per 12,000 units	23,200 per 12,000 units	2017/11/29	200,000,000	2016/10/21
61739	Credit Suisse AG	HSI R Bull CBBC Nov 2017 D	0.2500	22,850 per 12,000 units	23,050 per 12,000 units	2017/11/29	200,000,000	2016/10/21
61726	Credit Suisse AG	HSI R Bear CBBC Feb 2017 U	0.2500	23,450 per 12,000 units	23,250 per 12,000 units	2017/02/27	200,000,000	2016/10/21
61740	Credit Suisse AG	HSI R Bear CBBC Mar 2017 B	0.2500	24,250 per 12,000 units	24,050 per 12,000 units	2017/03/30	200,000,000	2016/10/21
61727	Credit Suisse AG	HSI R Bear CBBC Mar 2017 Y	0.2500	23,300 per 10,000 units	23,100 per 10,000 units	2017/03/30	200,000,000	2016/10/21
61728	Credit Suisse AG	HSI R Bear CBBC Mar 2017 Z	0.2500	23,600 per 12,000 units	23,400 per 12,000 units	2017/03/30	200,000,000	2016/10/21
61723	Credit Suisse AG	HSI R Bear CBBC Apr 2017 G	0.2500	23,250 per 12,000 units	23,050 per 12,000 units	2017/04/27	200,000,000	2016/10/21
61719	Bank of East Asia	HKEX R Bear CBBC Jun 2017 A	0.3500	218.80 per 100 units	215.80 per 100 units	2017/06/22	30,000,000	2016/10/21
61718	Bank of East Asia	HSBC Holdings R Bear CBBC Apr 2017 A	0.2500	62.68 per 100 units	61.18 per 100 units	2017/04/24	40,000,000	2016/10/21
61715	Bank of East Asia	Tencent R Bear CBBC Apr 2017 E	0.3500	222 per 100 units	219 per 100 units	2017/04/24	30,000,000	2016/10/21
61775	Goldman Sachs SP (Asia)	HSI R Bear CBBC Mar 2017 H	0.2500	23,500 per 10,000 units	23,300 per 10,000 units	2017/03/30	200,000,000	2016/10/21
61772	J P Morgan SP BV	HSI R Bull CBBC Feb 2018 L	0.2500	23,000 per 10,000 units	23,200 per 10,000 units	2018/02/27	200,000,000	2016/10/21
61768	J P Morgan SP BV	HSI R Bear CBBC Jan 2017 E	0.2500	23,500 per 10,000 units	23,400 per 10,000 units	2017/01/26	200,000,000	2016/10/21
61764	J P Morgan SP BV	HSI R Bear CBBC Feb 2017 X	0.2500	23,200 per 10,000 units	23,100 per 10,000 units	2017/02/27	200,000,000	2016/10/21
61771	J P Morgan SP BV	Tencent R Bull CBBC Dec 2017 C	0.2500	202.08 per 100 units	205.28 per 100 units	2017/12/15	40,000,000	2016/10/21
61773	J P Morgan SP BV	Tencent R Bear CBBC Dec 2017 A	0.2500	220.88 per 100 units	218.08 per 100 units	2017/12/15	40,000,000	2016/10/21
61720	Macquarie Bank Ltd.	HSI R Bear CBBC Nov 2017 B	0.2500	24,088 per 10,000 units	23,888 per 10,000 units	2017/11/29	40,000,000	2016/10/21
61755	SG Issuer	HSI R Bull CBBC Mar 2018 W	0.2500	23,058 per 12,000 units	23,158 per 12,000 units	2018/03/28	200,000,000	2016/10/21
61757	SG Issuer	HSI R Bull CBBC Mar 2018 Z	0.2500	23,108 per 10,000 units	23,208 per 10,000 units	2018/03/28	200,000,000	2016/10/21
61763	SG Issuer	HSI R Bear CBBC Mar 2017 L	0.2500	23,388 per 10,000 units	23,288 per 10,000 units	2017/03/30	200,000,000	2016/10/21
61747	UBS AG	HSI R Bull CBBC Oct 2017 P	0.2500	23,033 per 10,000 units	23,233 per 10,000 units	2017/10/30	200,000,000	2016/10/21
61748	UBS AG	HSI R Bull CBBC Dec 2017 I	0.2500	22,900 per 12,000 units	23,100 per 12,000 units	2017/12/28	250,000,000	2016/10/21
61744	UBS AG	HSI R Bear CBBC Jan 2017 E	0.2500	23,800 per 10,000 units	23,600 per 10,000 units	2017/01/26	200,000,000	2016/10/21
61741	UBS AG	HSI R Bear CBBC Jan 2017 L	0.2500	23,300 per 10,000 units	23,100 per 10,000 units	2017/01/26	200,000,000	2016/10/21
61743	UBS AG	HSI R Bear CBBC Jan 2017 Y	0.2500	23,550 per 10,000 units	23,350 per 10,000 units	2017/01/26	200,000,000	2016/10/21
61777	BNP Paribas Arbit Issu B.V.	HSI R Bull CBBC Dec 2017 U	0.2500	22,800 per 10,000 units	23,000 per 10,000 units	2017/12/28	250,000,000	2016/10/24
61791	Credit Suisse AG	HSI R Bull CBBC Oct 2017 I	0.2500	22,800 per 10,000 units	23,000 per 10,000 units	2017/10/30	200,000,000	2016/10/24
61790	Credit Suisse AG	HSI R Bull CBBC Nov 2017 F	0.2500	22,950 per 12,000 units	23,150 per 12,000 units	2017/11/29	200,000,000	2016/10/24
61792	Credit Suisse AG	HSI R Bear CBBC Feb 2017 S	0.2500	23,350 per 12,000 units	23,150 per 12,000 units	2017/02/27	200,000,000	2016/10/24
61795	Credit Suisse AG	HSI R Bear CBBC Mar 2017 A	0.2500	23,850 per 10,000 units	23,650 per 10,000 units	2017/03/30	200,000,000	2016/10/24
61793	Credit Suisse AG	HSI R Bear CBBC Apr 2017 H	0.2500	23,388 per 15,000 units	23,188 per 15,000 units	2017/04/27	200,000,000	2016/10/24
61815	Goldman Sachs SP (Asia)	HSI R Bear CBBC Feb 2017 Y	0.2520	23,300 per 10,000 units	23,100 per 10,000 units	2017/02/27	200,000,000	2016/10/24
61780	HK Bank	COVS R Bull CBBC Oct 2017 C	0.5500	19.0800	19.6800	2017/10/30	40,000,000	2016/10/24
61778	HK Bank	Galaxy Ent R Bear CBBC Jul 2017 B	0.2500	32.66 per 100 units	31.86 per 100 units	2017/07/31	40,000,000	2016/10/24
61779	HK Bank	Sands China R Bear CBBC Apr 2017 F	0.2500	42.66 per 100 units	41.86 per 100 units	2017/04/21	40,000,000	2016/10/24
61781	Haitong Int'l Sec	COVS R Bull CBBC Oct 2017 B	0.2820	21.0000	21.6800	2017/10/31	40,000,000	2016/10/24
61788	Haitong Int'l Sec	China Life R Bull CBBC Jul 2017 A	0.2500	18.6800	19.0800	2017/07/24	40,000,000	2016/10/24

Newly listed callable bull/bear contracts (continued)

Code	Issuer	Name of issue	Issue prices (HK\$)	Strike price (HKD) / Strike level per 10 units	Call price (HKD) / Call level per 10 units	Expiry date	No. of issue (units)	Listing date
61783	Haitong Int'l Sec	HKEX R Bear CBBC Jul 2017 A	0.2500	219.80 per 100 units	216.80 per 100 units	2017/07/25	40,000,000	2016/10/24
61785	Haitong Int'l Sec	Ping An R Bull CBBC Oct 2017 A	0.4140	36.2000	36.8000	2017/10/20	30,000,000	2016/10/24
61782	Haitong Int'l Sec	Tencent R Bear CBBC Sep 2017 A	0.2500	226.80 per 100 units	223.80 per 100 units	2017/09/27	40,000,000	2016/10/24
61798	J P Morgan SP BV	China Mobile R Bull CBBC Nov 2017 C	0.2500	85.68 per 100 units	86.88 per 100 units	2017/11/17	100,000,000	2016/10/24
61797	J P Morgan SP BV	HSI R Bull CBBC Jan 2018 Q	0.2500	23,068 per 10,000 units	23,168 per 10,000 units	2018/01/30	200,000,000	2016/10/24
61811	J P Morgan SP BV	HSI R Bear CBBC Jan 2017 P	0.2500	23,400 per 10,000 units	23,200 per 10,000 units	2017/01/26	200,000,000	2016/10/24
61812	J P Morgan SP BV	HSI R Bear CBBC Feb 2017 Y	0.2500	23,548 per 10,000 units	23,448 per 10,000 units	2017/02/27	200,000,000	2016/10/24
61814	J P Morgan SP BV	HSI R Bear CBBC Feb 2017 Z	0.2500	23,900 per 10,000 units	23,700 per 10,000 units	2017/02/27	200,000,000	2016/10/24
61799	J P Morgan SP BV	Tencent R Bull CBBC Dec 2017 D	0.2500	199.08 per 100 units	202.28 per 100 units	2017/12/15	40,000,000	2016/10/24
61808	SG Issuer	HSI R Bear CBBC Mar 2017 M	0.2500	23,238 per 12,000 units	23,138 per 12,000 units	2017/03/30	200,000,000	2016/10/24
61810	SG Issuer	HSI R Bear CBBC Mar 2017 N	0.2500	23,588 per 10,000 units	23,388 per 10,000 units	2017/03/30	200,000,000	2016/10/24
61800	UBS AG	HSI R Bull CBBC Oct 2017 B	0.2500	22,950 per 10,000 units	23,150 per 10,000 units	2017/10/30	200,000,000	2016/10/24
61801	UBS AG	HSI R Bull CBBC Dec 2017 N	0.2500	22,800 per 12,000 units	23,000 per 12,000 units	2017/12/28	250,000,000	2016/10/24
61804	UBS AG	HSI R Bear CBBC Feb 2017 I	0.2500	23,450 per 12,000 units	23,250 per 12,000 units	2017/02/27	250,000,000	2016/10/24
61802	UBS AG	HSI R Bear CBBC Mar 2017 P	0.2500	23,250 per 14,000 units	23,050 per 14,000 units	2017/03/30	300,000,000	2016/10/24
61806	UBS AG	HSI R Bear CBBC Mar 2017 Q	0.2500	23,650 per 14,000 units	23,450 per 14,000 units	2017/03/30	300,000,000	2016/10/24
61821	Credit Suisse AG	HSI R Bull CBBC Sep 2017 J	0.2500	22,778 per 12,000 units	22,978 per 12,000 units	2017/09/28	200,000,000	2016/10/25
61822	Credit Suisse AG	HSI R Bull CBBC Oct 2017 J	0.2500	23,138 per 12,000 units	23,338 per 12,000 units	2017/10/30	200,000,000	2016/10/25
61818	Credit Suisse AG	HSI R Bear CBBC Mar 2017 L	0.2500	23,288 per 15,000 units	23,088 per 15,000 units	2017/03/30	200,000,000	2016/10/25
61819	Credit Suisse AG	HSI R Bear CBBC Apr 2017 I	0.2500	23,538 per 12,000 units	23,338 per 12,000 units	2017/04/27	200,000,000	2016/10/25
61816	Bank of East Asia	Tencent R Bull CBBC Dec 2017 B	0.3500	195 per 100 units	197.80 per 100 units	2017/12/08	30,000,000	2016/10/25
61817	Bank of East Asia	Tencent R Bull CBBC Dec 2017 C	0.3500	205 per 100 units	208 per 100 units	2017/12/08	30,000,000	2016/10/25
61846	Goldman Sachs SP (Asia)	HSI R Bull CBBC Jan 2018 R	0.2500	23,194 per 10,000 units	23,394 per 10,000 units	2018/01/30	200,000,000	2016/10/25
61842	J P Morgan SP BV	China Mobile R Bull CBBC Nov 2017 D	0.2500	89.68 per 100 units	90.88 per 100 units	2017/11/17	100,000,000	2016/10/25
61840	J P Morgan SP BV	HSI R Bull CBBC Oct 2017 L	0.2500	23,268 per 10,000 units	23,368 per 10,000 units	2017/10/30	200,000,000	2016/10/25
61839	J P Morgan SP BV	HSI R Bull CBBC Nov 2017 R	0.2500	22,800 per 10,000 units	23,000 per 10,000 units	2017/11/29	200,000,000	2016/10/25
61838	J P Morgan SP BV	HSI R Bear CBBC Jan 2017 I	0.2500	23,748 per 10,000 units	23,648 per 10,000 units	2017/01/26	200,000,000	2016/10/25
61836	J P Morgan SP BV	HSI R Bear CBBC Jan 2017 U	0.2500	23,248 per 10,000 units	23,148 per 10,000 units	2017/01/26	200,000,000	2016/10/25
61841	J P Morgan SP BV	Tencent R Bull CBBC Dec 2017 E	0.2500	207.38 per 100 units	209.88 per 100 units	2017/12/15	40,000,000	2016/10/25
61831	SG Issuer	HSI R Bull CBBC Mar 2018 C	0.2500	22,908 per 10,000 units	23,108 per 10,000 units	2018/03/28	200,000,000	2016/10/25
61834	SG Issuer	HSI R Bull CBBC Mar 2018 L	0.2500	23,158 per 12,000 units	23,258 per 12,000 units	2018/03/28	200,000,000	2016/10/25
61829	UBS AG	HSI R Bull CBBC Nov 2017 R	0.2500	23,100 per 14,000 units	23,300 per 14,000 units	2017/11/29	300,000,000	2016/10/25
61823	UBS AG	HSI R Bear CBBC Jan 2017 J	0.2500	23,350 per 12,000 units	23,150 per 12,000 units	2017/01/26	250,000,000	2016/10/25
61825	UBS AG	HSI R Bear CBBC Jan 2017 N	0.2500	23,925 per 12,000 units	23,725 per 12,000 units	2017/01/26	250,000,000	2016/10/25
61852	BNP Paribas Arbit Issu B.V.	HSI R Bull CBBC Nov 2017 X	0.2500	23,100 per 10,000 units	23,300 per 10,000 units	2017/11/29	250,000,000	2016/10/26
61847	BNP Paribas Arbit Issu B.V.	HSI R Bear CBBC Feb 2017 D	0.2500	23,600 per 10,000 units	23,400 per 10,000 units	2017/02/27	250,000,000	2016/10/26
61856	Credit Suisse AG	HSI R Bull CBBC Oct 2017 K	0.2500	23,150 per 10,000 units	23,350 per 10,000 units	2017/10/30	200,000,000	2016/10/26
61857	Credit Suisse AG	HSI R Bear CBBC Mar 2017 N	0.2500	23,505 per 10,000 units	23,305 per 10,000 units	2017/03/30	200,000,000	2016/10/26
61864	Goldman Sachs SP (Asia)	HSI R Bull CBBC Jan 2018 S	0.2500	23,200 per 10,000 units	23,300 per 10,000 units	2018/01/30	200,000,000	2016/10/26
61849	HK Bank	HSI R Bull CBBC Oct 2017 E	0.2500	22,898 per 15,000 units	23,098 per 15,000 units	2017/10/30	150,000,000	2016/10/26
61858	J P Morgan SP BV	HSI R Bull CBBC Oct 2017 G	0.2500	23,100 per 10,000 units	23,300 per 10,000 units	2017/10/30	200,000,000	2016/10/26
61861	J P Morgan SP BV	HSI R Bear CBBC Jan 2017 L	0.2500	23,468 per 10,000 units	23,368 per 10,000 units	2017/01/26	200,000,000	2016/10/26
61848	SG Issuer	HSI R Bull CBBC Mar 2018 M	0.2500	23,258 per 12,000 units	23,358 per 12,000 units	2018/03/28	200,000,000	2016/10/26

Newly listed callable bull/bear contracts (continued)

Code	Issuer	Name of issue	Issue prices (HK\$)	Strike price (HKD) / Strike level per 10 units	Call price (HKD) / Call level per 10 units	Expiry date	No. of issue (units)	Listing date
61862	SG Issuer	HSI R Bull CBBC Mar 2018 N	0.2500	22,958 per 12,000 units	23,058 per 12,000 units	2018/03/28	200,000,000	2016/10/26
61863	SG Issuer	HSI R Bear CBBC Jan 2017 M	0.2500	23,538 per 12,000 units	23,438 per 12,000 units	2017/01/26	200,000,000	2016/10/26
61859	UBS AG	HSI R Bull CBBC Sep 2017 Q	0.2500	23,150 per 12,000 units	23,350 per 12,000 units	2017/09/28	250,000,000	2016/10/26
61860	UBS AG	HSI R Bear CBBC Jan 2017 S	0.2500	23,505 per 12,000 units	23,305 per 12,000 units	2017/01/26	250,000,000	2016/10/26
61872	BNP Paribas Arbit Issu B.V.	HSI R Bear CBBC Mar 2017 E	0.2500	23,700 per 10,000 units	23,500 per 10,000 units	2017/03/30	250,000,000	2016/10/27
61893	Credit Suisse AG	HSI R Bull CBBC Nov 2017 L	0.2500	23,266 per 12,000 units	23,466 per 12,000 units	2017/11/29	200,000,000	2016/10/27
61891	Credit Suisse AG	HSI R Bear CBBC Feb 2017 R	0.2500	23,650 per 12,000 units	23,450 per 12,000 units	2017/02/27	200,000,000	2016/10/27
61865	Goldman Sachs SP (Asia)	HSI R Bear CBBC Feb 2017 Z	0.2500	24,150 per 10,000 units	24,050 per 10,000 units	2017/02/27	200,000,000	2016/10/27
61869	Goldman Sachs SP (Asia)	HSI R Bear CBBC Mar 2017 I	0.2500	23,600 per 10,000 units	23,400 per 10,000 units	2017/03/30	200,000,000	2016/10/27
61874	HK Bank	HSCEI R Bull CBBC Oct 2017 C	0.2500	9,538 per 10,000 units	9,638 per 10,000 units	2017/10/30	60,000,000	2016/10/27
61882	HK Bank	HSI R Bull CBBC Oct 2017 F	0.2500	23,098 per 15,000 units	23,298 per 15,000 units	2017/10/30	150,000,000	2016/10/27
61889	HK Bank	Tencent R Bull CBBC Oct 2017 C	0.2500	209.88 per 100 units	211.88 per 100 units	2017/10/31	50,000,000	2016/10/27
61887	HK Bank	Tencent R Bull CBBC Nov 2017 C	0.2500	206.88 per 100 units	208.88 per 100 units	2017/11/30	50,000,000	2016/10/27
61896	J P Morgan SP BV	HSI R Bull CBBC Oct 2017 J	0.2500	22,968 per 10,000 units	23,068 per 10,000 units	2017/10/30	200,000,000	2016/10/27
61895	J P Morgan SP BV	HSI R Bull CBBC Nov 2017 F	0.2500	23,366 per 10,000 units	23,466 per 10,000 units	2017/11/29	200,000,000	2016/10/27
61894	J P Morgan SP BV	HSI R Bear CBBC Jan 2017 T	0.2500	23,700 per 10,000 units	23,500 per 10,000 units	2017/01/26	200,000,000	2016/10/27
61905	SG Issuer	HSI R Bull CBBC Mar 2018 P	0.2500	23,208 per 10,000 units	23,308 per 10,000 units	2018/03/28	200,000,000	2016/10/27
61873	SG Issuer	HSI R Bear CBBC Jan 2017 Z	0.2500	23,438 per 12,000 units	23,338 per 12,000 units	2017/01/26	200,000,000	2016/10/27
61906	SG Issuer	HSI R Bear CBBC Mar 2017 O	0.2500	23,588 per 10,000 units	23,488 per 10,000 units	2017/03/30	200,000,000	2016/10/27
61904	UBS AG	HSI R Bull CBBC Sep 2017 K	0.2500	22,288 per 12,000 units	22,488 per 12,000 units	2017/09/28	250,000,000	2016/10/27
61902	UBS AG	HSI R Bull CBBC Sep 2017 Y	0.2500	23,266 per 12,000 units	23,466 per 12,000 units	2017/09/28	250,000,000	2016/10/27
61899	UBS AG	HSI R Bear CBBC Jan 2017 H	0.2500	24,000 per 10,000 units	23,800 per 10,000 units	2017/01/26	200,000,000	2016/10/27
61900	UBS AG	HSI R Bear CBBC Jan 2017 T	0.2500	24,288 per 14,000 units	24,088 per 14,000 units	2017/01/26	300,000,000	2016/10/27
61897	UBS AG	HSI R Bear CBBC Jan 2017 X	0.2500	23,600 per 12,000 units	23,400 per 12,000 units	2017/01/26	250,000,000	2016/10/27
61915	Credit Suisse AG	HSI R Bull CBBC Sep 2017 L	0.2500	23,050 per 10,000 units	23,250 per 10,000 units	2017/09/28	200,000,000	2016/10/31
61920	Credit Suisse AG	HSI R Bull CBBC Oct 2017 H	0.2500	23,250 per 12,000 units	23,450 per 12,000 units	2017/10/30	200,000,000	2016/10/31
61919	Credit Suisse AG	HSI R Bull CBBC Nov 2017 S	0.2500	23,404 per 10,000 units	23,604 per 10,000 units	2017/11/29	200,000,000	2016/10/31
61914	Credit Suisse AG	HSI R Bear CBBC Feb 2017 V	0.2500	23,600 per 10,000 units	23,400 per 10,000 units	2017/02/27	200,000,000	2016/10/31
61918	Credit Suisse AG	HSI R Bear CBBC Mar 2017 P	0.2500	23,750 per 12,000 units	23,550 per 12,000 units	2017/03/30	200,000,000	2016/10/31
61911	Goldman Sachs SP (Asia)	HSI R Bull CBBC Oct 2017 K	0.2500	23,050 per 10,000 units	23,250 per 10,000 units	2017/10/30	200,000,000	2016/10/31
61907	Goldman Sachs SP (Asia)	HSI R Bear CBBC Mar 2017 J	0.2500	23,600 per 10,000 units	23,500 per 10,000 units	2017/03/30	200,000,000	2016/10/31
61949	J P Morgan SP BV	CSOP A50 ETF R Bull CBBC Oct 2017 B	0.2500	11.3800	11.4800	2017/10/20	80,000,000	2016/10/31
61944	J P Morgan SP BV	A50 China R Bull CBBC Nov 2017 B	0.2500	10.3800	10.4800	2017/11/17	100,000,000	2016/10/31
61951	J P Morgan SP BV	HKEX R Bull CBBC Dec 2017 D	0.2500	201.38 per 100 units	203.88 per 100 units	2017/12/15	40,000,000	2016/10/31
61952	J P Morgan SP BV	HSI R Bull CBBC Oct 2017 M	0.2500	23,504 per 10,000 units	23,604 per 10,000 units	2017/10/30	200,000,000	2016/10/31
61955	J P Morgan SP BV	HSI R Bull CBBC Jan 2018 U	0.2500	23,200 per 10,000 units	23,400 per 10,000 units	2018/01/30	200,000,000	2016/10/31
61943	J P Morgan SP BV	HSI R Bear CBBC Feb 2017 E	0.2500	23,600 per 10,000 units	23,400 per 10,000 units	2017/02/27	200,000,000	2016/10/31
61950	J P Morgan SP BV	Tencent R Bull CBBC Nov 2017 C	0.2500	210.38 per 100 units	212.88 per 100 units	2017/11/17	40,000,000	2016/10/31
61940	SG Issuer	HSI R Bull CBBC Mar 2018 S	0.2500	23,308 per 10,000 units	23,508 per 10,000 units	2018/03/28	200,000,000	2016/10/31
61941	SG Issuer	HSI R Bull CBBC Mar 2018 V	0.2500	23,458 per 12,000 units	23,558 per 12,000 units	2018/03/28	200,000,000	2016/10/31
61938	UBS AG	HSI R Bull CBBC Oct 2017 W	0.2500	23,200 per 10,000 units	23,400 per 10,000 units	2017/10/30	200,000,000	2016/10/31
61937	UBS AG	HSI R Bull CBBC Dec 2017 O	0.2500	23,404 per 12,000 units	23,604 per 12,000 units	2017/12/28	250,000,000	2016/10/31
61934	UBS AG	HSI R Bear CBBC Feb 2017 D	0.2500	23,575 per 10,000 units	23,375 per 10,000 units	2017/02/27	200,000,000	2016/10/31

Newly listed callable bull/bear contracts (continued)

Code	Issuer	Name of issue	Issue prices (HK\$)	Strike price (HKD) / Strike level per 10 units	Call price (HKD) / Call level per 10 units	Expiry date	No. of issue (units)	Listing date
61936	UBS AG	HSI R Bear CBBC Feb 2017 H	0.2500	23,700 per 10,000 units	23,500 per 10,000 units	2017/02/27	200,000,000	2016/10/31
61972	BNP Paribas Arbit Issu B.V.	HSI R Bull CBBC Nov 2017 Y	0.2500	23,100 per 10,000 units	23,300 per 10,000 units	2017/11/29	250,000,000	2016/11/01
61977	BNP Paribas Arbit Issu B.V.	HSI R Bull CBBC Nov 2017 Z	0.2500	23,300 per 10,000 units	23,500 per 10,000 units	2017/11/29	250,000,000	2016/11/01
61975	BNP Paribas Arbit Issu B.V.	HSI R Bull CBBC Dec 2017 V	0.2500	23,200 per 10,000 units	23,400 per 10,000 units	2017/12/28	250,000,000	2016/11/01
61978	BNP Paribas Arbit Issu B.V.	HSI R Bear CBBC Feb 2017 H	0.2500	23,800 per 10,000 units	23,600 per 10,000 units	2017/02/27	250,000,000	2016/11/01
61981	Credit Suisse AG	HSI R Bull CBBC Sep 2017 K	0.2500	23,350 per 12,000 units	23,550 per 12,000 units	2017/09/28	200,000,000	2016/11/01
61979	Credit Suisse AG	HSI R Bull CBBC Oct 2017 L	0.2500	23,200 per 10,000 units	23,400 per 10,000 units	2017/10/30	200,000,000	2016/11/01
61982	Credit Suisse AG	HSI R Bear CBBC Mar 2017 O	0.2500	23,800 per 10,000 units	23,600 per 10,000 units	2017/03/30	200,000,000	2016/11/01
62016	Goldman Sachs SP (Asia)	HSI R Bull CBBC Oct 2017 L	0.2500	23,400 per 10,000 units	23,500 per 10,000 units	2017/10/30	200,000,000	2016/11/01
62015	Goldman Sachs SP (Asia)	HSI R Bear CBBC Mar 2017 P	0.2500	23,800 per 10,000 units	23,600 per 10,000 units	2017/03/30	200,000,000	2016/11/01
61967	HK Bank	CSOP A50 ETF R Bull CBBC Jul 2017 B	0.2500	11.1800	11.2800	2017/07/31	50,000,000	2016/11/01
61963	HK Bank	A50 R Bull CBBC Jul 2017 B	0.2500	10.4200	10.5200	2017/07/31	50,000,000	2016/11/01
61962	HK Bank	HKEX R Bull CBBC Oct 2017 G	0.2500	200.88 per 100 units	202.88 per 100 units	2017/10/09	50,000,000	2016/11/01
61970	HK Bank	HSI R Bull CBBC Sep 2017 G	0.2500	23,298 per 15,000 units	23,498 per 15,000 units	2017/09/28	150,000,000	2016/11/01
61956	Haitong Int'l Sec	HSI R Bear CBBC Feb 2017 K	0.2550	23,828 per 10,000 units	23,628 per 10,000 units	2017/02/27	150,000,000	2016/11/01
61960	Haitong Int'l Sec	HSI R Bear CBBC Feb 2017 L	0.2530	24,000 per 10,000 units	23,800 per 10,000 units	2017/02/27	150,000,000	2016/11/01
61961	Haitong Int'l Sec	HSI R Bear CBBC Feb 2017 M	0.2500	24,200 per 10,000 units	24,000 per 10,000 units	2017/02/27	150,000,000	2016/11/01
61989	J P Morgan SP BV	AIA R Bull CBBC Nov 2017 A	0.2500	51.28 per 100 units	51.88 per 100 units	2017/11/17	100,000,000	2016/11/01
61990	J P Morgan SP BV	Galaxy Ent R Bull CBBC Jan 2018 A	0.2500	29.08 per 100 units	29.88 per 100 units	2018/01/19	100,000,000	2016/11/01
61983	J P Morgan SP BV	HSI R Bull CBBC Oct 2017 O	0.2500	23,468 per 10,000 units	23,568 per 10,000 units	2017/10/30	200,000,000	2016/11/01
61984	J P Morgan SP BV	HSI R Bull CBBC Jan 2018 V	0.2500	23,168 per 10,000 units	23,268 per 10,000 units	2018/01/30	200,000,000	2016/11/01
61985	J P Morgan SP BV	HSI R Bear CBBC Feb 2017 G	0.2500	23,700 per 10,000 units	23,600 per 10,000 units	2017/02/27	200,000,000	2016/11/01
62003	SG Issuer	HSI R Bull CBBC Mar 2018 X	0.2500	23,358 per 12,000 units	23,458 per 12,000 units	2018/03/28	200,000,000	2016/11/01
62006	SG Issuer	HSI R Bear CBBC Feb 2017 O	0.2500	23,788 per 10,000 units	23,588 per 10,000 units	2017/02/27	200,000,000	2016/11/01
62002	UBS AG	HSCEI R Bull CBBC Nov 2017 B	0.2500	9,388 per 10,000 units	9,488 per 10,000 units	2017/11/29	100,000,000	2016/11/01
61993	UBS AG	HSI R Bull CBBC Nov 2017 J	0.2500	23,350 per 10,000 units	23,550 per 10,000 units	2017/11/29	200,000,000	2016/11/01
61998	UBS AG	HSI R Bear CBBC Feb 2017 N	0.2500	23,776 per 12,000 units	23,576 per 12,000 units	2017/02/27	250,000,000	2016/11/01
62036	Credit Suisse AG	HSI R Bull CBBC Sep 2017 R	0.2500	23,150 per 10,000 units	23,350 per 10,000 units	2017/09/28	200,000,000	2016/11/02
62035	Credit Suisse AG	HSI R Bull CBBC Oct 2017 A	0.2500	23,300 per 10,000 units	23,500 per 10,000 units	2017/10/30	200,000,000	2016/11/02
62044	Credit Suisse AG	HSI R Bear CBBC Feb 2017 W	0.2500	23,700 per 10,000 units	23,500 per 10,000 units	2017/02/27	200,000,000	2016/11/02
62045	Credit Suisse AG	HSI R Bear CBBC Mar 2017 M	0.2500	23,526 per 10,000 units	23,326 per 10,000 units	2017/03/30	200,000,000	2016/11/02
62030	Goldman Sachs SP (Asia)	HSI R Bull CBBC Jan 2018 T	0.2500	22,850 per 10,000 units	23,050 per 10,000 units	2018/01/30	200,000,000	2016/11/02
62033	Goldman Sachs SP (Asia)	HSI R Bull CBBC Jan 2018 U	0.2500	23,200 per 10,000 units	23,400 per 10,000 units	2018/01/30	200,000,000	2016/11/02
62053	Goldman Sachs SP (Asia)	HSI R Bull CBBC Jan 2018 V	0.2500	22,750 per 10,000 units	22,950 per 10,000 units	2018/01/30	200,000,000	2016/11/02
62054	Goldman Sachs SP (Asia)	HSI R Bear CBBC Mar 2017 R	0.2500	23,426 per 10,000 units	23,326 per 10,000 units	2017/03/30	200,000,000	2016/11/02
62024	HK Bank	Galaxy Ent R Bull CBBC Nov 2017 D	0.2500	29.68 per 100 units	30.48 per 100 units	2017/11/27	40,000,000	2016/11/02
62026	HK Bank	Sands China R Bull CBBC Sep 2017 B	0.2500	33.28 per 100 units	34.08 per 100 units	2017/09/29	40,000,000	2016/11/02
62021	J P Morgan SP BV	HSI R Bull CBBC Dec 2017 O	0.2500	23,300 per 10,000 units	23,500 per 10,000 units	2017/12/28	200,000,000	2016/11/02
62051	J P Morgan SP BV	HSI R Bear CBBC Feb 2017 J	0.2500	23,426 per 10,000 units	23,326 per 10,000 units	2017/02/27	200,000,000	2016/11/02
62057	SG Issuer	HSI R Bear CBBC Mar 2017 P	0.2500	23,638 per 12,000 units	23,538 per 12,000 units	2017/03/30	200,000,000	2016/11/02
62048	UBS AG	HSI R Bull CBBC Sep 2017 M	0.2500	23,150 per 12,000 units	23,350 per 12,000 units	2017/09/28	250,000,000	2016/11/02
62047	UBS AG	HSI R Bull CBBC Nov 2017 P	0.2500	23,300 per 12,000 units	23,500 per 12,000 units	2017/11/29	250,000,000	2016/11/02
62049	UBS AG	HSI R Bear CBBC Feb 2017 P	0.2500	23,526 per 12,000 units	23,326 per 12,000 units	2017/02/27	250,000,000	2016/11/02

Newly listed callable bull/bear contracts (continued)

Code	Issuer	Name of issue	Issue prices (HK\$)	Strike price (HKD) / Strike level per 10 units	Call price (HKD) / Call level per 10 units	Expiry date	No. of issue (units)	Listing date
62050	UBS AG	HSI R Bear CBBC Mar 2017 R	0.2500	23,650 per 12,000 units	23,450 per 12,000 units	2017/03/30	250,000,000	2016/11/02
62058	BNP Paribas Arbit Issu B.V.	HSI R Bull CBBC Nov 2017 A	0.2500	23,100 per 10,000 units	23,300 per 10,000 units	2017/11/29	250,000,000	2016/11/03
62060	BNP Paribas Arbit Issu B.V.	HSI R Bull CBBC Nov 2017 B	0.2500	22,900 per 10,000 units	23,100 per 10,000 units	2017/11/29	250,000,000	2016/11/03
62059	BNP Paribas Arbit Issu B.V.	HSI R Bull CBBC Dec 2017 W	0.2500	23,000 per 10,000 units	23,200 per 10,000 units	2017/12/28	250,000,000	2016/11/03
62069	BNP Paribas Arbit Issu B.V.	HSI R Bear CBBC Feb 2017 K	0.2500	23,600 per 10,000 units	23,400 per 10,000 units	2017/02/27	200,000,000	2016/11/03
62061	BNP Paribas Arbit Issu B.V.	HSI R Bear CBBC Feb 2017 P	0.2500	23,800 per 10,000 units	23,600 per 10,000 units	2017/02/27	250,000,000	2016/11/03
62105	BNP Paribas Arbit Issu B.V.	HSI R Bear CBBC Feb 2017 V	0.2500	23,400 per 10,000 units	23,200 per 10,000 units	2017/02/27	250,000,000	2016/11/03
62108	BNP Paribas Arbit Issu B.V.	HSI R Bear CBBC Mar 2017 J	0.2500	23,300 per 10,000 units	23,100 per 10,000 units	2017/03/30	250,000,000	2016/11/03
62103	BNP Paribas Arbit Issu B.V.	HSI R Bear CBBC Mar 2017 U	0.2500	23,500 per 10,000 units	23,300 per 10,000 units	2017/03/30	250,000,000	2016/11/03
62118	Credit Suisse AG	HSI R Bull CBBC Sep 2017 Z	0.2500	22,950 per 10,000 units	23,050 per 10,000 units	2017/09/28	200,000,000	2016/11/03
62115	Credit Suisse AG	HSI R Bull CBBC Oct 2017 U	0.2500	23,100 per 12,000 units	23,300 per 12,000 units	2017/10/30	200,000,000	2016/11/03
62117	Credit Suisse AG	HSI R Bull CBBC Dec 2017 T	0.2500	22,988 per 12,000 units	23,188 per 12,000 units	2017/12/28	200,000,000	2016/11/03
62123	Credit Suisse AG	HSI R Bear CBBC Feb 2017 X	0.2500	23,257 per 12,000 units	23,057 per 12,000 units	2017/02/27	200,000,000	2016/11/03
62125	Credit Suisse AG	HSI R Bear CBBC Mar 2017 K	0.2500	23,550 per 12,000 units	23,350 per 12,000 units	2017/03/30	200,000,000	2016/11/03
62124	Credit Suisse AG	HSI R Bear CBBC Mar 2017 Q	0.2500	23,400 per 10,000 units	23,200 per 10,000 units	2017/03/30	200,000,000	2016/11/03
62072	Goldman Sachs SP (Asia)	HSI R Bull CBBC Jan 2018 W	0.2500	23,225 per 10,000 units	23,325 per 10,000 units	2018/01/30	200,000,000	2016/11/03
62073	Goldman Sachs SP (Asia)	HSI R Bull CBBC Jan 2018 X	0.2500	22,900 per 10,000 units	23,100 per 10,000 units	2018/01/30	200,000,000	2016/11/03
62112	Goldman Sachs SP (Asia)	HSI R Bear CBBC Feb 2017 C	0.2500	23,157 per 10,000 units	23,057 per 10,000 units	2017/02/27	200,000,000	2016/11/03
62126	Goldman Sachs SP (Asia)	HSI R Bear CBBC Feb 2017 X	0.2500	23,400 per 10,000 units	23,200 per 10,000 units	2017/02/27	200,000,000	2016/11/03
62086	HK Bank	HSI R Bear CBBC Mar 2017 R	0.2500	23,588 per 15,000 units	23,388 per 15,000 units	2017/03/30	150,000,000	2016/11/03
62080	HK Bank	HSI R Bear CBBC Apr 2017 O	0.2500	23,788 per 15,000 units	23,588 per 15,000 units	2017/04/27	150,000,000	2016/11/03
62162	J P Morgan SP BV	China Mobile R Bull CBBC Dec 2017 A	0.2500	81.68 per 100 units	82.88 per 100 units	2017/12/15	100,000,000	2016/11/03
62165	J P Morgan SP BV	China Mobile R Bear CBBC May 2017 B	0.2500	97.28 per 100 units	96.08 per 100 units	2017/05/19	100,000,000	2016/11/03
62166	J P Morgan SP BV	China Life R Bull CBBC Feb 2018 B	0.2500	17.78 per 100 units	18.28 per 100 units	2018/02/15	100,000,000	2016/11/03
62077	J P Morgan SP BV	HSI R Bull CBBC Oct 2017 Z	0.2500	23,100 per 10,000 units	23,300 per 10,000 units	2017/10/30	200,000,000	2016/11/03
62078	J P Morgan SP BV	HSI R Bull CBBC Jan 2018 W	0.2500	22,968 per 10,000 units	23,068 per 10,000 units	2018/01/30	200,000,000	2016/11/03
62161	J P Morgan SP BV	HSI R Bear CBBC Feb 2017 C	0.2500	23,157 per 10,000 units	23,057 per 10,000 units	2017/02/27	200,000,000	2016/11/03
62175	J P Morgan SP BV	HSI R Bear CBBC Feb 2017 K	0.2500	23,348 per 10,000 units	23,248 per 10,000 units	2017/02/27	200,000,000	2016/11/03
62174	J P Morgan SP BV	PICCC P&C R Bull CBBC Dec 2017 A	0.2500	11.6800	12.0800	2017/12/15	40,000,000	2016/11/03
62129	SG Issuer	HSI R Bull CBBC Mar 2018 A	0.2500	22,958 per 12,000 units	23,058 per 12,000 units	2018/03/28	200,000,000	2016/11/03
62128	SG Issuer	HSI R Bull CBBC Mar 2018 T	0.2500	22,908 per 10,000 units	23,108 per 10,000 units	2018/03/28	200,000,000	2016/11/03
62071	SG Issuer	HSI R Bull CBBC Mar 2018 Y	0.2500	23,208 per 10,000 units	23,308 per 10,000 units	2018/03/28	200,000,000	2016/11/03
62154	SG Issuer	HSI R Bear CBBC Mar 2017 Q	0.2500	23,238 per 12,000 units	23,138 per 12,000 units	2017/03/30	200,000,000	2016/11/03
62157	SG Issuer	HSI R Bear CBBC Mar 2017 R	0.2500	23,338 per 12,000 units	23,238 per 12,000 units	2017/03/30	200,000,000	2016/11/03
62159	SG Issuer	HSI R Bear CBBC Mar 2017 S	0.2500	23,438 per 12,000 units	23,338 per 12,000 units	2017/03/30	200,000,000	2016/11/03
62096	UBS AG	HSI R Bull CBBC Oct 2017 B	0.2500	22,950 per 12,000 units	23,150 per 12,000 units	2017/10/30	250,000,000	2016/11/03
62095	UBS AG	HSI R Bull CBBC Nov 2017 O	0.2500	23,100 per 10,000 units	23,300 per 10,000 units	2017/11/29	200,000,000	2016/11/03
62097	UBS AG	HSI R Bear CBBC Feb 2017 J	0.2500	23,257 per 12,000 units	23,057 per 12,000 units	2017/02/27	250,000,000	2016/11/03
62098	UBS AG	HSI R Bear CBBC Feb 2017 R	0.2500	23,400 per 12,000 units	23,200 per 12,000 units	2017/02/27	250,000,000	2016/11/03
62101	UBS AG	HSI R Bear CBBC Feb 2017 W	0.2500	23,800 per 10,000 units	23,600 per 10,000 units	2017/02/27	200,000,000	2016/11/03
62266	BNP Paribas Arbit Issu B.V.	HSI R Bull CBBC Nov 2017 E	0.2500	22,700 per 10,000 units	22,900 per 10,000 units	2017/11/29	250,000,000	2016/11/04
62261	BNP Paribas Arbit Issu B.V.	HSI R Bull CBBC Dec 2017 X	0.2500	22,800 per 10,000 units	23,000 per 10,000 units	2017/12/28	250,000,000	2016/11/04
62288	BNP Paribas Arbit Issu B.V.	HSI R Bear CBBC Feb 2017 A	0.2500	23,200 per 10,000 units	23,000 per 10,000 units	2017/02/27	250,000,000	2016/11/04

Newly listed callable bull/bear contracts (continued)

Code	Issuer	Name of issue	Issue prices (HK\$)	Strike price (HKD) / Strike level per 10 units	Call price (HKD) / Call level per 10 units	Expiry date	No. of issue (units)	Listing date
62270	Credit Suisse AG	HSI R Bull CBBC Sep 2017 A	0.2500	22,928 per 12,000 units	23,128 per 12,000 units	2017/09/28	200,000,000	2016/11/04
62271	Credit Suisse AG	HSI R Bull CBBC Oct 2017 M	0.2500	22,800 per 12,000 units	23,000 per 12,000 units	2017/10/30	200,000,000	2016/11/04
62273	Credit Suisse AG	HSI R Bull CBBC Nov 2017 C	0.2500	22,650 per 10,000 units	22,850 per 10,000 units	2017/11/29	200,000,000	2016/11/04
62282	Credit Suisse AG	HSI R Bear CBBC Feb 2017 P	0.2500	23,300 per 10,000 units	23,100 per 10,000 units	2017/02/27	200,000,000	2016/11/04
62280	Credit Suisse AG	HSI R Bear CBBC Mar 2017 W	0.2500	23,155 per 12,000 units	22,955 per 12,000 units	2017/03/30	200,000,000	2016/11/04
62283	Credit Suisse AG	HSI R Bear CBBC Mar 2017 X	0.2500	23,450 per 12,000 units	23,250 per 12,000 units	2017/03/30	200,000,000	2016/11/04
62319	Bank of East Asia	China Mobile R Bear CBBC May 2017 A	0.2500	97.48 per 100 units	96.28 per 100 units	2017/05/02	40,000,000	2016/11/04
62316	Bank of East Asia	Galaxy Ent R Bull CBBC Dec 2017 C	0.4000	29.0000	29.8000	2017/12/12	25,000,000	2016/11/04
62267	Goldman Sachs SP (Asia)	HSI R Bull CBBC Oct 2017 M	0.2500	22,900 per 10,000 units	23,000 per 10,000 units	2017/10/30	200,000,000	2016/11/04
62289	Goldman Sachs SP (Asia)	HSI R Bear CBBC Mar 2017 F	0.2500	23,055 per 10,000 units	22,955 per 10,000 units	2017/03/30	200,000,000	2016/11/04
62293	Goldman Sachs SP (Asia)	HSI R Bear CBBC Mar 2017 G	0.2500	23,300 per 10,000 units	23,100 per 10,000 units	2017/03/30	200,000,000	2016/11/04
62257	HK Bank	China Mobile R Bear CBBC Apr 2017 D	0.2500	97.08 per 100 units	95.88 per 100 units	2017/04/10	40,000,000	2016/11/04
62258	HK Bank	China Life R Bear CBBC Apr 2017 B	0.3000	22.0800	21.6800	2017/04/10	40,000,000	2016/11/04
62249	HK Bank	PetCh R Bull CBBC Oct 2017 B	0.2500	4.2800	4.4800	2017/10/30	50,000,000	2016/11/04
62255	HK Bank	PetCh R Bear CBBC Mar 2017 A	0.2500	6.0600	5.8600	2017/03/28	40,000,000	2016/11/04
62260	HK Bank	Tencent R Bear CBBC Mar 2017 B	0.2500	217.88 per 100 units	215.88 per 100 units	2017/03/28	40,000,000	2016/11/04
62323	J P Morgan SP BV	HSI R Bull CBBC Oct 2017 Q	0.2500	22,768 per 10,000 units	22,868 per 10,000 units	2017/10/30	200,000,000	2016/11/04
62301	J P Morgan SP BV	HSI R Bull CBBC Nov 2017 C	0.2500	22,900 per 10,000 units	23,100 per 10,000 units	2017/11/29	200,000,000	2016/11/04
62321	J P Morgan SP BV	HSI R Bear CBBC Feb 2017 F	0.2500	23,055 per 10,000 units	22,955 per 10,000 units	2017/02/27	200,000,000	2016/11/04
62325	J P Morgan SP BV	HSI R Bear CBBC Feb 2017 H	0.2500	23,300 per 10,000 units	23,200 per 10,000 units	2017/02/27	200,000,000	2016/11/04
62326	J P Morgan SP BV	HSI R Bear CBBC Mar 2017 B	0.2500	23,648 per 10,000 units	23,548 per 10,000 units	2017/03/30	200,000,000	2016/11/04
62304	J P Morgan SP BV	Tencent R Bull CBBC Oct 2017 D	0.2500	204.38 per 100 units	206.88 per 100 units	2017/10/20	40,000,000	2016/11/04
62305	J P Morgan SP BV	Tencent R Bull CBBC Dec 2017 F	0.2500	193.08 per 100 units	196.28 per 100 units	2017/12/15	40,000,000	2016/11/04
62302	J P Morgan SP BV	Tencent R Bear CBBC Nov 2017 E	0.2500	216.88 per 100 units	214.08 per 100 units	2017/11/17	40,000,000	2016/11/04
62268	Macquarie Bank Ltd.	HSI R Bear CBBC Jan 2018 A	0.2500	23,688 per 10,000 units	23,488 per 10,000 units	2018/01/30	40,000,000	2016/11/04
62269	Macquarie Bank Ltd.	HSI R Bear CBBC Jan 2018 B	0.2500	23,888 per 10,000 units	23,688 per 10,000 units	2018/01/30	40,000,000	2016/11/04
62188	SG Issuer	ABC R Bull CBBC Oct 2017 A	0.2500	3.0000	3.0800	2017/10/30	40,000,000	2016/11/04
62187	SG Issuer	ABC R Bull CBBC Dec 2017 A	0.2500	2.8000	2.8800	2017/12/28	40,000,000	2016/11/04
62184	SG Issuer	ABC R Bull CBBC Feb 2018 A	0.2500	2.6000	2.6800	2018/02/27	40,000,000	2016/11/04
62198	SG Issuer	ABC R Bear CBBC Jul 2017 A	0.2500	3.5600	3.4800	2017/07/28	40,000,000	2016/11/04
62200	SG Issuer	ABC R Bear CBBC Sep 2017 A	0.2500	3.8600	3.7800	2017/09/28	40,000,000	2016/11/04
62227	SG Issuer	BOCL R Bull CBBC Oct 2017 A	0.2500	3.2000	3.2800	2017/10/30	40,000,000	2016/11/04
62229	SG Issuer	BOCL R Bull CBBC Dec 2017 A	0.2500	3.0000	3.0800	2017/12/28	40,000,000	2016/11/04
62226	SG Issuer	BOCL R Bull CBBC Feb 2018 A	0.2500	2.8000	2.8800	2018/02/27	40,000,000	2016/11/04
62230	SG Issuer	BOCL R Bear CBBC Jun 2017 A	0.2500	3.8800	3.7800	2017/06/29	40,000,000	2016/11/04
62242	SG Issuer	CMob R Bear CBBC Jun 2017 B	0.2500	96.08 per 100 units	94.88 per 100 units	2017/06/29	100,000,000	2016/11/04
62206	SG Issuer	CUni R Bull CBBC Oct 2018 A	0.2500	7.6800	7.8800	2018/10/30	40,000,000	2016/11/04
62207	SG Issuer	CUni R Bear CBBC May 2017 A	0.2500	10.0800	9.8800	2017/05/29	40,000,000	2016/11/04
62243	SG Issuer	CUni R Bear CBBC Jul 2017 A	0.2500	10.6800	10.4800	2017/07/28	40,000,000	2016/11/04
62231	SG Issuer	CCB R Bear CBBC Jun 2017 B	0.2500	6.1600	6.0800	2017/06/29	40,000,000	2016/11/04
62222	SG Issuer	CKH R Bear CBBC May 2017 A	0.2500	104.38 per 100 units	102.88 per 100 units	2017/05/29	100,000,000	2016/11/04
62201	SG Issuer	CKP R Bear CBBC Aug 2017 A	0.2500	62.38 per 100 units	60.88 per 100 units	2017/08/30	100,000,000	2016/11/04
62232	SG Issuer	China Life R Bull CBBC May 2018 B	0.2500	16.58 per 100 units	17.08 per 100 units	2018/05/30	100,000,000	2016/11/04

Newly listed callable bull/bear contracts (continued)

Code	Issuer	Name of issue	Issue prices (HK\$)	Strike price (HKD) / Strike level per 10 units	Call price (HKD) / Call level per 10 units	Expiry date	No. of issue (units)	Listing date
62235	SG Issuer	China Life R Bear CBBC Jun 2018 A	0.2500	22.38 per 100 units	21.88 per 100 units	2018/06/28	100,000,000	2016/11/04
62221	SG Issuer	CNOOC R Bull CBBC Aug 2017 B	0.2500	9.6800	9.8800	2017/08/30	40,000,000	2016/11/04
62218	SG Issuer	CNOOC R Bear CBBC Jun 2017 B	0.2500	11.0800	10.8800	2017/06/29	40,000,000	2016/11/04
62213	SG Issuer	CP&CC R Bear CBBC Sep 2017 A	0.2500	6.2300	6.0800	2017/09/28	40,000,000	2016/11/04
62217	SG Issuer	Galaxy R Bull CBBC Aug 2018 A	0.2500	29.28 per 100 units	30.08 per 100 units	2018/08/30	100,000,000	2016/11/04
62244	SG Issuer	HS H-SH ETF R Bear CBBC May 2017 A	0.2500	105.88 per 100 units	104.88 per 100 units	2017/05/29	100,000,000	2016/11/04
62306	SG Issuer	HSI R Bull CBBC Mar 2018 F	0.2500	22,708 per 10,000 units	22,908 per 10,000 units	2018/03/28	200,000,000	2016/11/04
62308	SG Issuer	HSI R Bull CBBC Mar 2018 R	0.2500	22,758 per 12,000 units	22,858 per 12,000 units	2018/03/28	200,000,000	2016/11/04
62309	SG Issuer	HSI R Bear CBBC Mar 2017 T	0.2500	23,138 per 12,000 units	23,038 per 12,000 units	2017/03/30	200,000,000	2016/11/04
62310	SG Issuer	HSI R Bear CBBC Mar 2017 U	0.2500	23,188 per 10,000 units	22,988 per 10,000 units	2017/03/30	200,000,000	2016/11/04
62312	SG Issuer	HSI R Bear CBBC Mar 2017 V	0.2500	23,388 per 10,000 units	23,188 per 10,000 units	2017/03/30	200,000,000	2016/11/04
62314	SG Issuer	HSI R Bear CBBC Mar 2017 W	0.2500	23,538 per 12,000 units	23,438 per 12,000 units	2017/03/30	200,000,000	2016/11/04
62215	SG Issuer	ICBC R Bull CBBC Aug 2017 A	0.2500	4.3800	4.4800	2017/08/30	40,000,000	2016/11/04
62177	SG Issuer	ICBC R Bull CBBC Oct 2017 A	0.2500	4.0800	4.1800	2017/10/30	40,000,000	2016/11/04
62183	SG Issuer	ICBC R Bull CBBC Dec 2017 A	0.2500	3.7800	3.8800	2017/12/28	40,000,000	2016/11/04
62176	SG Issuer	Lenovo R Bull CBBC Jun 2018 A	0.2500	4.1800	4.3800	2018/06/28	40,000,000	2016/11/04
62214	SG Issuer	PetroChina R Bull CBBC Jul 2018 A	0.2500	4.9800	5.1800	2018/07/30	40,000,000	2016/11/04
62247	SG Issuer	PICC P&C R Bull CBBC Dec 2017 B	0.2500	11.4800	12.0800	2017/12/28	40,000,000	2016/11/04
62245	SG Issuer	PICC P&C R Bear CBBC Jul 2017 A	0.2500	14.4800	13.8800	2017/07/28	40,000,000	2016/11/04
62212	SG Issuer	SHK Ppt P R Bull CBBC Oct 2018 A	0.2500	98.58 per 100 units	100.08 per 100 units	2018/10/30	100,000,000	2016/11/04
62208	SG Issuer	SHK Ppt P R Bear CBBC Jun 2017 A	0.2500	125.38 per 100 units	123.88 per 100 units	2017/06/29	100,000,000	2016/11/04
62294	UBS AG	China Life R Bull CBBC Feb 2018 B	0.2500	17.88 per 100 units	18.38 per 100 units	2018/02/12	100,000,000	2016/11/04
62298	UBS AG	HSI R Bull CBBC Oct 2017 P	0.2500	21,688 per 12,000 units	21,888 per 12,000 units	2017/10/30	250,000,000	2016/11/04
62297	UBS AG	HSI R Bull CBBC Dec 2017 P	0.2500	22,800 per 12,000 units	23,000 per 12,000 units	2017/12/28	250,000,000	2016/11/04
62299	UBS AG	HSI R Bear CBBC Feb 2017 A	0.2500	23,155 per 12,000 units	22,955 per 12,000 units	2017/02/27	250,000,000	2016/11/04
62300	UBS AG	HSI R Bear CBBC Feb 2017 Q	0.2500	23,350 per 10,000 units	23,150 per 10,000 units	2017/02/27	200,000,000	2016/11/04
62351	BNP Paribas Arbit Issu B.V.	HSI R Bull CBBC Dec 2017 Y	0.2500	22,600 per 10,000 units	22,800 per 10,000 units	2017/12/28	250,000,000	2016/11/07
62360	Credit Suisse AG	China Life R Bull CBBC Jul 2017 A	0.2500	18.1800	18.6800	2017/07/25	200,000,000	2016/11/07
62356	Credit Suisse AG	HSI R Bull CBBC Sep 2017 D	0.2500	22,750 per 10,000 units	22,950 per 10,000 units	2017/09/28	200,000,000	2016/11/07
62357	Credit Suisse AG	HSI R Bull CBBC Oct 2017 N	0.2500	22,600 per 12,000 units	22,800 per 12,000 units	2017/10/30	200,000,000	2016/11/07
62355	Credit Suisse AG	HSI R Bear CBBC Feb 2017 N	0.2500	23,350 per 12,000 units	23,150 per 12,000 units	2017/02/27	200,000,000	2016/11/07
62352	Credit Suisse AG	HSI R Bear CBBC Mar 2017 U	0.2500	23,200 per 10,000 units	23,000 per 10,000 units	2017/03/30	200,000,000	2016/11/07
62361	Credit Suisse AG	HSI R Bear CBBC Mar 2017 V	0.2500	23,135 per 15,000 units	22,935 per 15,000 units	2017/03/30	250,000,000	2016/11/07
62342	Goldman Sachs SP (Asia)	HSI R Bull CBBC Oct 2017 N	0.2500	22,700 per 10,000 units	22,800 per 10,000 units	2017/10/30	200,000,000	2016/11/07
62365	Goldman Sachs SP (Asia)	HSI R Bull CBBC Oct 2017 O	0.2500	21,850 per 10,000 units	22,050 per 10,000 units	2017/10/30	200,000,000	2016/11/07
62369	Goldman Sachs SP (Asia)	HSI R Bull CBBC Oct 2017 T	0.2500	21,650 per 10,000 units	21,750 per 10,000 units	2017/10/30	200,000,000	2016/11/07
62335	Goldman Sachs SP (Asia)	HSI R Bear CBBC Feb 2017 F	0.2500	23,200 per 10,000 units	23,000 per 10,000 units	2017/02/27	200,000,000	2016/11/07
62346	HK Bank	AIA R Bull CBBC Nov 2017 B	0.2500	38.68 per 100 units	39.28 per 100 units	2017/11/30	40,000,000	2016/11/07
62343	HK Bank	AIA R Bear CBBC Apr 2017 B	0.2500	54.48 per 100 units	53.88 per 100 units	2017/04/13	40,000,000	2016/11/07
62402	J P Morgan SP BV	AIA R Bull CBBC Oct 2017 B	0.2500	46.28 per 100 units	46.88 per 100 units	2017/10/20	100,000,000	2016/11/07
62405	J P Morgan SP BV	AIA R Bear CBBC Apr 2017 A	0.2500	53.88 per 100 units	53.08 per 100 units	2017/04/21	100,000,000	2016/11/07
62406	J P Morgan SP BV	A50 China R Bull CBBC Oct 2017 B	0.2500	10.6800	10.7800	2017/10/20	100,000,000	2016/11/07
62401	J P Morgan SP BV	HSI R Bull CBBC Oct 2017 E	0.2500	22,868 per 10,000 units	22,968 per 10,000 units	2017/10/30	200,000,000	2016/11/07

Newly listed callable bull/bear contracts (continued)

Code	Issuer	Name of issue	Issue prices (HK\$)	Strike price (HKD) / Strike level per 10 units	Call price (HKD) / Call level per 10 units	Expiry date	No. of issue (units)	Listing date
62408	J P Morgan SP BV	HSI R Bear CBBC Feb 2017 D	0.2500	23,568 per 10,000 units	23,368 per 10,000 units	2017/02/27	200,000,000	2016/11/07
62329	J P Morgan SP BV	HSI R Bear CBBC Feb 2017 M	0.2500	23,200 per 10,000 units	23,000 per 10,000 units	2017/02/27	200,000,000	2016/11/07
62381	SG Issuer	HSI R Bull CBBC Mar 2018 U	0.2500	22,708 per 10,000 units	22,808 per 10,000 units	2018/03/28	200,000,000	2016/11/07
62399	SG Issuer	HSI R Bear CBBC Mar 2017 B	0.2500	23,588 per 10,000 units	23,388 per 10,000 units	2017/03/30	200,000,000	2016/11/07
62386	SG Issuer	HSI R Bear CBBC Mar 2017 X	0.2500	23,038 per 12,000 units	22,938 per 12,000 units	2017/03/30	200,000,000	2016/11/07
62393	SG Issuer	HSI R Bear CBBC Mar 2017 Y	0.2500	23,188 per 10,000 units	23,088 per 10,000 units	2017/03/30	200,000,000	2016/11/07
62394	SG Issuer	HSI R Bear CBBC Mar 2017 Z	0.2500	23,388 per 10,000 units	23,288 per 10,000 units	2017/03/30	200,000,000	2016/11/07
62376	UBS AG	HSI R Bull CBBC Dec 2017 A	0.2500	22,600 per 12,000 units	22,800 per 12,000 units	2017/12/28	250,000,000	2016/11/07
62373	UBS AG	HSI R Bull CBBC Dec 2017 V	0.2500	22,750 per 10,000 units	22,950 per 10,000 units	2017/12/28	200,000,000	2016/11/07
62377	UBS AG	HSI R Bear CBBC Feb 2017 B	0.2500	23,300 per 12,000 units	23,100 per 12,000 units	2017/02/27	250,000,000	2016/11/07
62379	UBS AG	HSI R Bear CBBC Feb 2017 E	0.2500	23,450 per 12,000 units	23,250 per 12,000 units	2017/02/27	250,000,000	2016/11/07
62378	UBS AG	HSI R Bear CBBC Feb 2017 L	0.2500	23,135 per 12,000 units	22,935 per 12,000 units	2017/02/27	250,000,000	2016/11/07
62429	Credit Suisse AG	HSI R Bull CBBC Sep 2017 E	0.2500	22,700 per 12,000 units	22,900 per 12,000 units	2017/09/28	200,000,000	2016/11/08
62431	Credit Suisse AG	HSI R Bull CBBC Oct 2017 V	0.2500	22,900 per 10,000 units	23,100 per 10,000 units	2017/10/30	200,000,000	2016/11/08
62427	Credit Suisse AG	HSI R Bear CBBC Feb 2017 Q	0.2500	23,338 per 15,000 units	23,138 per 15,000 units	2017/02/27	250,000,000	2016/11/08
62426	Credit Suisse AG	HSI R Bear CBBC Mar 2017 Y	0.2500	23,500 per 12,000 units	23,300 per 12,000 units	2017/03/30	200,000,000	2016/11/08
62469	Goldman Sachs SP (Asia)	HSI R Bull CBBC Oct 2017 U	0.2500	22,700 per 10,000 units	22,900 per 10,000 units	2017/10/30	200,000,000	2016/11/08
62481	Goldman Sachs SP (Asia)	HSI R Bull CBBC Oct 2017 V	0.2500	21,350 per 10,000 units	21,550 per 10,000 units	2017/10/30	200,000,000	2016/11/08
62483	Goldman Sachs SP (Asia)	HSI R Bear CBBC Feb 2017 T	0.2500	23,450 per 10,000 units	23,250 per 10,000 units	2017/02/27	200,000,000	2016/11/08
62425	HK Bank	A50 R Bull CBBC Jun 2017 B	0.2500	10.7200	10.8200	2017/06/16	50,000,000	2016/11/08
62424	HK Bank	HSI R Bull CBBC Sep 2017 H	0.2500	22,898 per 15,000 units	23,098 per 15,000 units	2017/09/28	150,000,000	2016/11/08
62422	HK Bank	HSI R Bull CBBC Oct 2017 G	0.2500	22,698 per 15,000 units	22,898 per 15,000 units	2017/10/30	150,000,000	2016/11/08
62420	HK Bank	Tencent R Bull CBBC Oct 2017 D	0.2500	204.88 per 100 units	206.88 per 100 units	2017/10/17	50,000,000	2016/11/08
62411	Haitong Int'l Sec	AIA R Bull CBBC Sep 2017 A	0.2500	43.80 per 100 units	44.80 per 100 units	2017/09/28	40,000,000	2016/11/08
62412	Haitong Int'l Sec	China Mobile R Bull CBBC Sep 2017 B	0.2500	83.60 per 100 units	84.88 per 100 units	2017/09/28	40,000,000	2016/11/08
62413	Haitong Int'l Sec	China Life R Bull CBBC Jul 2017 B	0.2500	17.2000	17.8800	2017/07/28	40,000,000	2016/11/08
62419	Haitong Int'l Sec	CM Bank R Bull CBBC Oct 2017 A	0.2500	17.3000	17.8800	2017/10/27	40,000,000	2016/11/08
62414	Haitong Int'l Sec	Ping An R Bull CBBC Sep 2017 A	0.2500	39.0000	39.6800	2017/09/27	40,000,000	2016/11/08
62468	J P Morgan SP BV	China Life R Bull CBBC Mar 2018 A	0.2500	18.38 per 100 units	18.88 per 100 units	2018/03/16	100,000,000	2016/11/08
62461	J P Morgan SP BV	HSI R Bull CBBC Oct 2017 R	0.2500	23,068 per 10,000 units	23,168 per 10,000 units	2017/10/30	200,000,000	2016/11/08
62462	J P Morgan SP BV	HSI R Bull CBBC Oct 2017 S	0.2500	22,600 per 10,000 units	22,800 per 10,000 units	2017/10/30	200,000,000	2016/11/08
62459	J P Morgan SP BV	HSI R Bear CBBC Feb 2017 I	0.2500	23,300 per 10,000 units	23,100 per 10,000 units	2017/02/27	200,000,000	2016/11/08
62466	J P Morgan SP BV	HSI R Bear CBBC Feb 2017 P	0.2500	23,548 per 10,000 units	23,448 per 10,000 units	2017/02/27	200,000,000	2016/11/08
62454	SG Issuer	HSI R Bull CBBC Mar 2018 M	0.2500	22,908 per 10,000 units	23,008 per 10,000 units	2018/03/28	200,000,000	2016/11/08
62445	UBS AG	HSI R Bull CBBC Nov 2017 B	0.2500	22,850 per 10,000 units	23,050 per 10,000 units	2017/11/29	200,000,000	2016/11/08
62449	UBS AG	HSI R Bull CBBC Nov 2017 V	0.2500	22,650 per 10,000 units	22,850 per 10,000 units	2017/11/29	200,000,000	2016/11/08
62444	UBS AG	HSI R Bull CBBC Dec 2017 X	0.2500	22,995 per 12,000 units	23,195 per 12,000 units	2017/12/28	250,000,000	2016/11/08
62441	UBS AG	HSI R Bear CBBC Feb 2017 I	0.2500	23,200 per 10,000 units	23,000 per 10,000 units	2017/02/27	200,000,000	2016/11/08
62545	BNP Paribas Arbit Issu B.V.	HSI R Bear CBBC Mar 2017 L	0.2500	23,100 per 10,000 units	22,900 per 10,000 units	2017/03/30	250,000,000	2016/11/09
62513	Credit Suisse AG	HSI R Bull CBBC Sep 2017 G	0.2500	22,828 per 12,000 units	23,028 per 12,000 units	2017/09/28	200,000,000	2016/11/09
62527	Credit Suisse AG	HSI R Bull CBBC Nov 2017 D	0.2500	22,628 per 15,000 units	22,828 per 15,000 units	2017/11/29	250,000,000	2016/11/09
62529	Credit Suisse AG	HSI R Bear CBBC Mar 2017 L	0.2500	23,011 per 12,000 units	22,811 per 12,000 units	2017/03/30	200,000,000	2016/11/09
62485	Goldman Sachs SP (Asia)	HSI R Bull CBBC Oct 2017 W	0.2500	23,040 per 10,000 units	23,140 per 10,000 units	2017/10/30	200,000,000	2016/11/09

Newly listed callable bull/bear contracts (continued)

Code	Issuer	Name of issue	Issue prices (HK\$)	Strike price (HKD) / Strike level per 10 units	Call price (HKD) / Call level per 10 units	Expiry date	No. of issue (units)	Listing date
62566	Goldman Sachs SP (Asia)	HSI R Bull CBBC Oct 2017 X	0.2500	21,425 per 10,000 units	21,625 per 10,000 units	2017/10/30	200,000,000	2016/11/09
62567	Goldman Sachs SP (Asia)	HSI R Bull CBBC Oct 2017 Y	0.2500	21,100 per 10,000 units	21,300 per 10,000 units	2017/10/30	200,000,000	2016/11/09
62568	Goldman Sachs SP (Asia)	HSI R Bear CBBC Oct 2017 A	0.2500	22,911 per 10,000 units	22,811 per 10,000 units	2017/10/30	200,000,000	2016/11/09
62512	HK Bank	CLP Holdings R Bull CBBC Dec 2017 B	0.2500	59.88 per 100 units	61.88 per 100 units	2017/12/22	40,000,000	2016/11/09
62487	HK Bank	CM Bank R Bull CBBC Dec 2017 A	0.2500	17.4800	17.8800	2017/12/22	40,000,000	2016/11/09
62499	HK Bank	HSCEI R Bear CBBC Apr 2017 E	0.2500	9,786 per 10,000 units	9,686 per 10,000 units	2017/04/27	50,000,000	2016/11/09
62505	HK Bank	HSI R Bear CBBC Apr 2017 P	0.2500	23,388 per 15,000 units	23,188 per 15,000 units	2017/04/27	150,000,000	2016/11/09
62486	HK Bank	Power Assets R Bull CBBC Dec 2017 A	0.2500	58 per 100 units	60 per 100 units	2017/12/22	40,000,000	2016/11/09
62493	HK Bank	Tencent R Bear CBBC Apr 2017 I	0.2500	212.88 per 100 units	210.88 per 100 units	2017/04/13	40,000,000	2016/11/09
62551	J P Morgan SP BV	HSI R Bull CBBC Nov 2017 F	0.2500	22,800 per 10,000 units	23,000 per 10,000 units	2017/11/29	200,000,000	2016/11/09
62554	J P Morgan SP BV	HSI R Bear CBBC Feb 2017 Q	0.2500	22,911 per 10,000 units	22,811 per 10,000 units	2017/02/27	200,000,000	2016/11/09
62561	J P Morgan SP BV	HSI R Bear CBBC Mar 2017 C	0.2500	23,248 per 10,000 units	23,148 per 10,000 units	2017/03/30	200,000,000	2016/11/09
62552	J P Morgan SP BV	Tencent R Bull CBBC Nov 2017 D	0.2500	196.78 per 100 units	199.28 per 100 units	2017/11/17	40,000,000	2016/11/09
62546	SG Issuer	HSI R Bear CBBC Mar 2017 C	0.2500	22,938 per 12,000 units	22,838 per 12,000 units	2017/03/30	200,000,000	2016/11/09
62549	SG Issuer	HSI R Bear CBBC Mar 2017 D	0.2500	22,988 per 10,000 units	22,888 per 10,000 units	2017/03/30	200,000,000	2016/11/09
62542	UBS AG	HSI R Bull CBBC Sep 2017 R	0.2500	22,700 per 12,000 units	22,900 per 12,000 units	2017/09/28	250,000,000	2016/11/09
62530	UBS AG	HSI R Bull CBBC Nov 2017 K	0.2500	22,900 per 12,000 units	23,100 per 12,000 units	2017/11/29	250,000,000	2016/11/09
62543	UBS AG	HSI R Bear CBBC Feb 2017 O	0.2500	23,011 per 12,000 units	22,811 per 12,000 units	2017/02/27	250,000,000	2016/11/09
62599	Credit Suisse AG	HKEX R Bull CBBC Sep 2017 C	0.2500	187.18 per 100 units	189.18 per 100 units	2017/09/22	40,000,000	2016/11/10
62591	Credit Suisse AG	HSI R Bull CBBC Sep 2017 H	0.2500	22,550 per 10,000 units	22,750 per 10,000 units	2017/09/28	200,000,000	2016/11/10
62603	Credit Suisse AG	HSI R Bear CBBC Feb 2017 T	0.2500	22,884 per 12,000 units	22,684 per 12,000 units	2017/02/27	200,000,000	2016/11/10
62605	Credit Suisse AG	HSI R Bear CBBC Mar 2017 Z	0.2500	23,050 per 10,000 units	22,850 per 10,000 units	2017/03/30	200,000,000	2016/11/10
62586	Bank of East Asia	AIA R Bull CBBC Nov 2017 A	0.5000	44.2800	44.8800	2017/11/29	20,000,000	2016/11/10
62584	Bank of East Asia	COVS R Bull CBBC Nov 2017 B	0.4000	21.0800	21.8800	2017/11/29	25,000,000	2016/11/10
62583	Bank of East Asia	CM Bank R Bull CBBC Nov 2017 A	0.4000	16.4800	16.8800	2017/11/29	25,000,000	2016/11/10
62589	Bank of East Asia	HKEX R Bull CBBC Nov 2017 B	0.2500	190.20 per 100 units	192.80 per 100 units	2017/11/29	40,000,000	2016/11/10
62590	Bank of East Asia	Tencent R Bear CBBC Nov 2017 A	0.3500	213.30 per 100 units	210.80 per 100 units	2017/11/29	30,000,000	2016/11/10
62578	Goldman Sachs SP (Asia)	HSI R Bull CBBC Sep 2017 N	0.2500	22,550 per 10,000 units	22,750 per 10,000 units	2017/09/28	200,000,000	2016/11/10
62617	Goldman Sachs SP (Asia)	HSI R Bear CBBC Feb 2017 W	0.2500	22,884 per 10,000 units	22,684 per 10,000 units	2017/02/27	200,000,000	2016/11/10
62574	HK Bank	AIA R Bear CBBC Mar 2017 D	0.2500	52.28 per 100 units	51.68 per 100 units	2017/03/31	40,000,000	2016/11/10
62577	HK Bank	HKEX R Bear CBBC Mar 2017 D	0.2500	210.88 per 100 units	208.88 per 100 units	2017/03/30	40,000,000	2016/11/10
62570	HK Bank	HSI R Bear CBBC Mar 2017 S	0.2500	23,188 per 15,000 units	22,988 per 15,000 units	2017/03/30	150,000,000	2016/11/10
62576	HK Bank	Tencent R Bear CBBC Mar 2017 C	0.2500	207.88 per 100 units	205.88 per 100 units	2017/03/30	40,000,000	2016/11/10
62611	J P Morgan SP BV	HSI R Bull CBBC Oct 2017 T	0.2500	22,500 per 10,000 units	22,700 per 10,000 units	2017/10/30	200,000,000	2016/11/10
62614	J P Morgan SP BV	HSI R Bear CBBC Feb 2017 R	0.2500	22,784 per 10,000 units	22,684 per 10,000 units	2017/02/27	200,000,000	2016/11/10
62616	J P Morgan SP BV	HSI R Bear CBBC Mar 2017 D	0.2500	23,100 per 10,000 units	22,900 per 10,000 units	2017/03/30	200,000,000	2016/11/10
62607	SG Issuer	HSI R Bear CBBC Mar 2017 G	0.2500	22,788 per 10,000 units	22,688 per 10,000 units	2017/03/30	200,000,000	2016/11/10
62618	UBS AG	HSI R Bull CBBC Oct 2017 I	0.2500	22,550 per 12,000 units	22,750 per 12,000 units	2017/10/30	250,000,000	2016/11/10
62620	UBS AG	HSI R Bear CBBC Mar 2017 S	0.2500	22,884 per 12,000 units	22,684 per 12,000 units	2017/03/30	250,000,000	2016/11/10
62621	UBS AG	HSI R Bear CBBC Mar 2017 T	0.2500	23,080 per 10,000 units	22,880 per 10,000 units	2017/03/30	200,000,000	2016/11/10
62634	Credit Suisse AG	HSI R Bull CBBC Nov 2017 F	0.2500	22,483 per 12,000 units	22,683 per 12,000 units	2017/11/29	200,000,000	2016/11/11
62636	Credit Suisse AG	HSI R Bear CBBC Feb 2017 S	0.2500	22,843 per 10,000 units	22,643 per 10,000 units	2017/02/27	200,000,000	2016/11/11
62635	Credit Suisse AG	HSI R Bear CBBC Mar 2017 N	0.2500	22,950 per 10,000 units	22,750 per 10,000 units	2017/03/30	200,000,000	2016/11/11

Newly listed callable bull/bear contracts (continued)

Code	Issuer	Name of issue	Issue prices (HK\$)	Strike price (HKD) / Strike level per 10 units	Call price (HKD) / Call level per 10 units	Expiry date	No. of issue (units)	Listing date
62630	Goldman Sachs SP (Asia)	HSI R Bull CBBC Sep 2017 O	0.2500	22,400 per 10,000 units	22,600 per 10,000 units	2017/09/28	200,000,000	2016/11/11
62632	Goldman Sachs SP (Asia)	HSI R Bull CBBC Sep 2017 P	0.2500	21,225 per 10,000 units	21,425 per 10,000 units	2017/09/28	200,000,000	2016/11/11
62633	Goldman Sachs SP (Asia)	HSI R Bear CBBC Feb 2017 G	0.2500	22,950 per 10,000 units	22,750 per 10,000 units	2017/02/27	200,000,000	2016/11/11
62631	HK Bank	HSI R Bear CBBC Mar 2017 T	0.2500	22,988 per 15,000 units	22,788 per 15,000 units	2017/03/30	150,000,000	2016/11/11
62622	Haitong Int'l Sec	HSI R Bear CBBC Mar 2017 C	0.2510	23,200 per 10,000 units	23,000 per 10,000 units	2017/03/30	150,000,000	2016/11/11
62625	Haitong Int'l Sec	HSI R Bear CBBC Mar 2017 D	0.2510	23,400 per 10,000 units	23,200 per 10,000 units	2017/03/30	150,000,000	2016/11/11
62627	Haitong Int'l Sec	HSI R Bear CBBC Mar 2017 E	0.2510	23,600 per 10,000 units	23,400 per 10,000 units	2017/03/30	150,000,000	2016/11/11
62649	J P Morgan SP BV	China Mobile R Bear CBBC May 2017 C	0.2500	93.28 per 100 units	92.08 per 100 units	2017/05/19	100,000,000	2016/11/11
62648	J P Morgan SP BV	HKEX R Bear CBBC Apr 2017 D	0.2500	206.88 per 100 units	204.08 per 100 units	2017/04/21	40,000,000	2016/11/11
62644	J P Morgan SP BV	HSI R Bull CBBC Oct 2017 U	0.2500	22,568 per 10,000 units	22,668 per 10,000 units	2017/10/30	200,000,000	2016/11/11
62645	J P Morgan SP BV	HSI R Bear CBBC Mar 2017 E	0.2500	22,948 per 10,000 units	22,748 per 10,000 units	2017/03/30	200,000,000	2016/11/11
62647	J P Morgan SP BV	Tencent R Bear CBBC Oct 2017 B	0.2500	212.88 per 100 units	210.08 per 100 units	2017/10/20	40,000,000	2016/11/11
62643	SG Issuer	HSI R Bull CBBC Mar 2018 B	0.2500	22,508 per 10,000 units	22,608 per 10,000 units	2018/03/28	200,000,000	2016/11/11
62637	UBS AG	HSI R Bull CBBC Oct 2017 W	0.2500	22,450 per 10,000 units	22,650 per 10,000 units	2017/10/30	200,000,000	2016/11/11
62642	UBS AG	HSI R Bear CBBC Mar 2017 U	0.2500	22,843 per 12,000 units	22,643 per 12,000 units	2017/03/30	250,000,000	2016/11/11
62683	BNP Paribas Arbit Issu B.V.	HSCEI R Bear CBBC Mar 2017 K	0.2500	10,200 per 10,000 units	10,000 per 10,000 units	2017/03/30	100,000,000	2016/11/14
62680	BNP Paribas Arbit Issu B.V.	HSI R Bull CBBC Nov 2017 F	0.2500	22,500 per 10,000 units	22,700 per 10,000 units	2017/11/29	250,000,000	2016/11/14
62685	BNP Paribas Arbit Issu B.V.	HSI R Bull CBBC Dec 2017 Z	0.2500	22,600 per 10,000 units	22,800 per 10,000 units	2017/12/28	250,000,000	2016/11/14
62681	BNP Paribas Arbit Issu B.V.	HSI R Bear CBBC Feb 2017 W	0.2500	23,000 per 10,000 units	22,800 per 10,000 units	2017/02/27	250,000,000	2016/11/14
62687	Credit Suisse AG	HSI R Bull CBBC Sep 2017 I	0.2500	22,450 per 10,000 units	22,650 per 10,000 units	2017/09/28	200,000,000	2016/11/14
62688	Credit Suisse AG	HSI R Bull CBBC Oct 2017 E	0.2500	22,601 per 10,000 units	22,801 per 10,000 units	2017/10/30	200,000,000	2016/11/14
62679	Credit Suisse AG	HSI R Bear CBBC Feb 2017 U	0.2500	23,100 per 12,000 units	22,900 per 12,000 units	2017/02/27	200,000,000	2016/11/14
62676	Credit Suisse AG	HSI R Bear CBBC Apr 2017 J	0.2500	22,900 per 15,000 units	22,700 per 15,000 units	2017/04/27	250,000,000	2016/11/14
62692	Goldman Sachs SP (Asia)	HSI R Bull CBBC Sep 2017 Q	0.2500	22,700 per 10,000 units	22,800 per 10,000 units	2017/09/28	200,000,000	2016/11/14
62652	Goldman Sachs SP (Asia)	HSI R Bear CBBC Apr 2017 A	0.2500	23,100 per 10,000 units	22,900 per 10,000 units	2017/04/27	200,000,000	2016/11/14
62674	HK Bank	AAC Tech R Bull CBBC Oct 2017 A	0.2500	63.68 per 100 units	66.68 per 100 units	2017/10/17	40,000,000	2016/11/14
62654	HK Bank	BOC HK R Bull CBBC Oct 2017 A	0.3000	24.6800	25.2800	2017/10/31	40,000,000	2016/11/14
62663	HK Bank	BOCL R Bull CBBC Dec 2017 A	0.2500	3.0300	3.1100	2017/12/29	50,000,000	2016/11/14
62656	HK Bank	China Mobile R Bull CBBC Oct 2017 B	0.2500	71.68 per 100 units	72.88 per 100 units	2017/10/17	50,000,000	2016/11/14
62660	HK Bank	CNOOC R Bear CBBC Apr 2017 C	0.2500	10.5800	10.3800	2017/04/13	40,000,000	2016/11/14
62669	HK Bank	Geely Auto R Bull CBBC Jul 2017 A	0.2500	6.9800	7.2800	2017/07/28	40,000,000	2016/11/14
62655	HK Bank	HKEX R Bull CBBC Oct 2017 H	0.2500	196.88 per 100 units	198.88 per 100 units	2017/10/16	50,000,000	2016/11/14
62664	HK Bank	Tencent R Bull CBBC Sep 2017 F	0.2500	198.88 per 100 units	200.88 per 100 units	2017/09/29	50,000,000	2016/11/14
62667	HK Bank	Tencent R Bull CBBC Sep 2017 G	0.2500	201.88 per 100 units	203.88 per 100 units	2017/09/22	50,000,000	2016/11/14
62653	HK Bank	China Vanke R Bull CBBC Sep 2017 A	0.3000	17.8800	18.6800	2017/09/15	40,000,000	2016/11/14
62695	J P Morgan SP BV	AAC Tech R Bull CBBC Jul 2017 A	0.2500	62.88 per 100 units	64.88 per 100 units	2017/07/21	80,000,000	2016/11/14
62696	J P Morgan SP BV	BOC HK R Bull CBBC Oct 2017 A	0.2500	24.48 per 100 units	24.88 per 100 units	2017/10/20	100,000,000	2016/11/14
62694	J P Morgan SP BV	Geely Auto R Bull CBBC Jul 2017 A	0.2500	7.0800	7.2800	2017/07/21	80,000,000	2016/11/14
62698	J P Morgan SP BV	HSI R Bull CBBC Oct 2017 V	0.2500	22,668 per 10,000 units	22,768 per 10,000 units	2017/10/30	200,000,000	2016/11/14
62693	SG Issuer	HSI R Bull CBBC Mar 2018 C	0.2500	22,508 per 10,000 units	22,708 per 10,000 units	2018/03/28	200,000,000	2016/11/14
62650	SG Issuer	SHK Ppt P R Bull CBBC Oct 2018 B	0.2500	93.58 per 100 units	95.08 per 100 units	2018/10/30	100,000,000	2016/11/14
62651	SG Issuer	SHK Ppt P R Bear CBBC Sep 2017 A	0.2500	119.38 per 100 units	117.88 per 100 units	2017/09/28	100,000,000	2016/11/14
62690	UBS AG	HSI R Bull CBBC Dec 2017 Y	0.2500	22,600 per 12,000 units	22,800 per 12,000 units	2017/12/28	250,000,000	2016/11/14

Newly listed callable bull/bear contracts (continued)

Code	Issuer	Name of issue	Issue prices (HK\$)	Strike price (HKD) / Strike level per 10 units	Call price (HKD) / Call level per 10 units	Expiry date	No. of issue (units)	Listing date
62689	UBS AG	HSI R Bear CBBC Mar 2017 V	0.2500	22,900 per 10,000 units	22,700 per 10,000 units	2017/03/30	200,000,000	2016/11/14
62720	BNP Paribas Arbit Issu B.V.	HSI R Bull CBBC Nov 2017 G	0.2500	22,700 per 10,000 units	22,900 per 10,000 units	2017/11/29	250,000,000	2016/11/15
62721	Credit Suisse AG	HSI R Bull CBBC Sep 2017 F	0.2500	22,709 per 12,000 units	22,909 per 12,000 units	2017/09/28	200,000,000	2016/11/15
62719	Credit Suisse AG	HSI R Bull CBBC Dec 2017 S	0.2500	22,500 per 15,000 units	22,700 per 15,000 units	2017/12/28	250,000,000	2016/11/15
62705	Credit Suisse AG	HSI R Bear CBBC Mar 2017 V	0.2500	23,150 per 10,000 units	22,950 per 10,000 units	2017/03/30	200,000,000	2016/11/15
62703	Credit Suisse AG	HSI R Bear CBBC Apr 2017 K	0.2500	23,002 per 15,000 units	22,802 per 15,000 units	2017/04/27	250,000,000	2016/11/15
62738	Goldman Sachs SP (Asia)	HSI R Bull CBBC Sep 2017 R	0.2500	22,709 per 10,000 units	22,909 per 10,000 units	2017/09/28	200,000,000	2016/11/15
62739	Goldman Sachs SP (Asia)	HSI R Bear CBBC Apr 2017 B	0.2500	23,250 per 10,000 units	23,150 per 10,000 units	2017/04/27	200,000,000	2016/11/15
62702	HK Bank	HSI R Bull CBBC Sep 2017 I	0.2500	22,498 per 15,000 units	22,698 per 15,000 units	2017/09/28	150,000,000	2016/11/15
62701	HK Bank	HSI R Bear CBBC Sep 2017 E	0.2500	24,228 per 20,000 units	24,028 per 20,000 units	2017/09/28	200,000,000	2016/11/15
62699	HK Bank	SHK Ppt R Bull CBBC Dec 2017 B	0.2500	90.38 per 100 units	91.88 per 100 units	2017/12/22	40,000,000	2016/11/15
62700	HK Bank	SHK Ppt R Bear CBBC Sep 2017 B	0.2500	116.38 per 100 units	114.88 per 100 units	2017/09/14	40,000,000	2016/11/15
62723	J P Morgan SP BV	HSI R Bull CBBC Nov 2017 R	0.2500	22,700 per 10,000 units	22,900 per 10,000 units	2017/11/29	200,000,000	2016/11/15
62724	J P Morgan SP BV	HSI R Bear CBBC Mar 2017 F	0.2500	23,048 per 10,000 units	22,948 per 10,000 units	2017/03/30	200,000,000	2016/11/15
62726	J P Morgan SP BV	SHK Ppt R Bull CBBC Dec 2017 A	0.2500	100.38 per 100 units	101.88 per 100 units	2017/12/15	80,000,000	2016/11/15
62727	J P Morgan SP BV	SHK Ppt R Bull CBBC Jan 2018 A	0.2500	95.38 per 100 units	96.88 per 100 units	2018/01/19	80,000,000	2016/11/15
62725	J P Morgan SP BV	China Vanke R Bull CBBC Feb 2018 A	0.2500	18.08 per 100 units	18.88 per 100 units	2018/02/15	300,000,000	2016/11/15
62707	SG Issuer	AAC Tech R Bull CBBC Aug 2017 A	0.2500	64.08 per 100 units	66.08 per 100 units	2017/08/30	100,000,000	2016/11/15
62706	SG Issuer	AAC Tech R Bull CBBC Oct 2017 A	0.2500	60.08 per 100 units	62.08 per 100 units	2017/10/30	100,000,000	2016/11/15
62713	SG Issuer	BOC HK R Bull CBBC Jul 2018 A	0.2500	25.08 per 100 units	25.68 per 100 units	2018/07/30	100,000,000	2016/11/15
62712	SG Issuer	BOC HK R Bull CBBC Oct 2018 A	0.2500	24.08 per 100 units	24.68 per 100 units	2018/10/30	100,000,000	2016/11/15
62711	SG Issuer	BOC HK R Bull CBBC Dec 2018 A	0.2500	23.08 per 100 units	23.68 per 100 units	2018/12/28	100,000,000	2016/11/15
62718	SG Issuer	Geely Auto R Bull CBBC May 2018 A	0.2500	7.2800	7.4800	2018/05/30	40,000,000	2016/11/15
62716	SG Issuer	Geely Auto R Bull CBBC Jul 2018 A	0.2500	6.8800	7.0800	2018/07/30	40,000,000	2016/11/15
62715	SG Issuer	Geely Auto R Bull CBBC Sep 2018 A	0.2500	6.4800	6.6800	2018/09/27	40,000,000	2016/11/15
62714	SG Issuer	Geely Auto R Bull CBBC Nov 2018 A	0.2500	6.0800	6.2800	2018/11/29	40,000,000	2016/11/15
62731	SG Issuer	HSI R Bull CBBC Mar 2018 L	0.2500	22,558 per 12,000 units	22,658 per 12,000 units	2018/03/28	200,000,000	2016/11/15
62733	SG Issuer	HSI R Bull CBBC Mar 2018 N	0.2500	22,758 per 12,000 units	22,858 per 12,000 units	2018/03/28	200,000,000	2016/11/15
62736	SG Issuer	HSI R Bull CBBC Mar 2018 P	0.2500	22,808 per 10,000 units	22,908 per 10,000 units	2018/03/28	200,000,000	2016/11/15
62742	UBS AG	HSI R Bull CBBC Nov 2017 A	0.2500	22,500 per 12,000 units	22,700 per 12,000 units	2017/11/29	250,000,000	2016/11/15
62741	UBS AG	HSI R Bull CBBC Nov 2017 R	0.2500	22,650 per 10,000 units	22,850 per 10,000 units	2017/11/29	200,000,000	2016/11/15
62744	UBS AG	HSI R Bear CBBC Feb 2017 A	0.2500	23,150 per 12,000 units	22,950 per 12,000 units	2017/02/27	250,000,000	2016/11/15
62745	BNP Paribas Arbit Issu B.V.	HSI R Bull CBBC Nov 2017 H	0.2500	22,300 per 10,000 units	22,500 per 10,000 units	2017/11/29	250,000,000	2016/11/16
62752	BNP Paribas Arbit Issu B.V.	HSI R Bull CBBC Nov 2017 I	0.2500	22,100 per 10,000 units	22,300 per 10,000 units	2017/11/29	250,000,000	2016/11/16
62756	BNP Paribas Arbit Issu B.V.	HSI R Bull CBBC Nov 2017 J	0.2500	21,900 per 10,000 units	22,100 per 10,000 units	2017/11/29	250,000,000	2016/11/16
62746	BNP Paribas Arbit Issu B.V.	HSI R Bull CBBC Dec 2017 A	0.2500	22,400 per 10,000 units	22,600 per 10,000 units	2017/12/28	250,000,000	2016/11/16
62754	BNP Paribas Arbit Issu B.V.	HSI R Bull CBBC Dec 2017 B	0.2500	22,200 per 10,000 units	22,400 per 10,000 units	2017/12/28	250,000,000	2016/11/16
62758	BNP Paribas Arbit Issu B.V.	HSI R Bull CBBC Dec 2017 F	0.2500	22,000 per 10,000 units	22,200 per 10,000 units	2017/12/28	250,000,000	2016/11/16
62782	BNP Paribas Arbit Issu B.V.	HSI R Bull CBBC Dec 2017 G	0.2500	21,800 per 10,000 units	22,000 per 10,000 units	2017/12/28	250,000,000	2016/11/16
62792	BNP Paribas Arbit Issu B.V.	HSI R Bear CBBC Feb 2017 L	0.2500	23,200 per 10,000 units	23,000 per 10,000 units	2017/02/27	250,000,000	2016/11/16
62786	BNP Paribas Arbit Issu B.V.	HSI R Bear CBBC Feb 2017 Y	0.2500	22,800 per 10,000 units	22,600 per 10,000 units	2017/02/27	250,000,000	2016/11/16
62783	BNP Paribas Arbit Issu B.V.	HSI R Bear CBBC Mar 2017 B	0.2500	22,500 per 10,000 units	22,300 per 10,000 units	2017/03/30	250,000,000	2016/11/16
62784	BNP Paribas Arbit Issu B.V.	HSI R Bear CBBC Mar 2017 H	0.2500	22,700 per 10,000 units	22,500 per 10,000 units	2017/03/30	250,000,000	2016/11/16

Newly listed callable bull/bear contracts (continued)

Code	Issuer	Name of issue	Issue prices (HK\$)	Strike price (HKD) / Strike level per 10 units	Call price (HKD) / Call level per 10 units	Expiry date	No. of issue (units)	Listing date
62787	BNP Paribas Arbit Issu B.V.	HSI R Bear CBBC Mar 2017 K	0.2500	22,900 per 10,000 units	22,700 per 10,000 units	2017/03/30	250,000,000	2016/11/16
62791	BNP Paribas Arbit Issu B.V.	HSI R Bear CBBC Mar 2017 Q	0.2500	23,100 per 10,000 units	22,900 per 10,000 units	2017/03/30	250,000,000	2016/11/16
62820	Credit Suisse AG	HSCEI R Bull CBBC Oct 2017 A	0.2500	8,688 per 10,000 units	8,888 per 10,000 units	2017/10/30	100,000,000	2016/11/16
62818	Credit Suisse AG	HSCEI R Bull CBBC Nov 2017 C	0.2500	9,018 per 10,000 units	9,218 per 10,000 units	2017/11/29	100,000,000	2016/11/16
62769	Credit Suisse AG	HSI R Bull CBBC Sep 2017 J	0.2500	22,650 per 12,000 units	22,850 per 12,000 units	2017/09/28	200,000,000	2016/11/16
62781	Credit Suisse AG	HSI R Bull CBBC Sep 2017 L	0.2500	21,950 per 12,000 units	22,150 per 12,000 units	2017/09/28	200,000,000	2016/11/16
62809	Credit Suisse AG	HSI R Bull CBBC Oct 2017 B	0.2500	21,800 per 10,000 units	22,000 per 10,000 units	2017/10/30	200,000,000	2016/11/16
62776	Credit Suisse AG	HSI R Bull CBBC Nov 2017 L	0.2500	22,100 per 10,000 units	22,300 per 10,000 units	2017/11/29	200,000,000	2016/11/16
62772	Credit Suisse AG	HSI R Bull CBBC Dec 2017 X	0.2500	22,400 per 12,000 units	22,600 per 12,000 units	2017/12/28	200,000,000	2016/11/16
62774	Credit Suisse AG	HSI R Bull CBBC Dec 2017 Y	0.2500	22,250 per 10,000 units	22,450 per 10,000 units	2017/12/28	200,000,000	2016/11/16
62806	Credit Suisse AG	HSI R Bull CBBC Dec 2017 Z	0.2500	21,838 per 15,000 units	22,088 per 15,000 units	2017/12/28	250,000,000	2016/11/16
62813	Credit Suisse AG	HSI R Bear CBBC Feb 2017 Y	0.2500	22,750 per 12,000 units	22,550 per 12,000 units	2017/02/27	200,000,000	2016/11/16
62817	Credit Suisse AG	HSI R Bear CBBC Mar 2017 W	0.2500	22,463 per 12,000 units	22,263 per 12,000 units	2017/03/30	200,000,000	2016/11/16
62815	Credit Suisse AG	HSI R Bear CBBC Apr 2017 L	0.2500	22,600 per 10,000 units	22,400 per 10,000 units	2017/04/27	200,000,000	2016/11/16
62810	Credit Suisse AG	HSI R Bear CBBC Dec 2017 A	0.2500	22,588 per 15,000 units	22,338 per 15,000 units	2017/12/28	250,000,000	2016/11/16
62748	Goldman Sachs SP (Asia)	HSI R Bull CBBC Sep 2017 S	0.2500	22,450 per 10,000 units	22,550 per 10,000 units	2017/09/28	200,000,000	2016/11/16
62751	Goldman Sachs SP (Asia)	HSI R Bull CBBC Sep 2017 T	0.2500	22,250 per 10,000 units	22,350 per 10,000 units	2017/09/28	200,000,000	2016/11/16
62800	Goldman Sachs SP (Asia)	HSI R Bull CBBC Sep 2017 U	0.2500	22,100 per 10,000 units	22,200 per 10,000 units	2017/09/28	200,000,000	2016/11/16
62801	Goldman Sachs SP (Asia)	HSI R Bull CBBC Sep 2017 V	0.2500	21,900 per 10,000 units	22,000 per 10,000 units	2017/09/28	200,000,000	2016/11/16
62804	Goldman Sachs SP (Asia)	HSI R Bull CBBC Sep 2017 W	0.2500	21,000 per 10,000 units	21,200 per 10,000 units	2017/09/28	200,000,000	2016/11/16
62805	Goldman Sachs SP (Asia)	HSI R Bear CBBC Apr 2017 C	0.2500	22,363 per 10,000 units	22,263 per 10,000 units	2017/04/27	200,000,000	2016/11/16
62855	Goldman Sachs SP (Asia)	HSI R Bear CBBC Apr 2017 D	0.2500	22,600 per 10,000 units	22,500 per 10,000 units	2017/04/27	200,000,000	2016/11/16
62856	Goldman Sachs SP (Asia)	HSI R Bear CBBC Apr 2017 E	0.2500	22,900 per 10,000 units	22,800 per 10,000 units	2017/04/27	200,000,000	2016/11/16
62766	HK Bank	HSCEI R Bear CBBC Apr 2017 F	0.2500	9,586 per 10,000 units	9,486 per 10,000 units	2017/04/27	50,000,000	2016/11/16
62765	HK Bank	HSCEI R Bear CBBC Sep 2017 A	0.2500	9,786 per 10,000 units	9,686 per 10,000 units	2017/09/28	50,000,000	2016/11/16
62760	HK Bank	HSI R Bull CBBC Sep 2017 J	0.2500	21,398 per 15,000 units	21,598 per 15,000 units	2017/09/28	150,000,000	2016/11/16
62761	HK Bank	HSI R Bull CBBC Oct 2017 H	0.2500	20,998 per 15,000 units	21,198 per 15,000 units	2017/10/30	150,000,000	2016/11/16
62762	HK Bank	HSI R Bull CBBC Nov 2017 B	0.2500	20,798 per 20,000 units	20,998 per 20,000 units	2017/11/29	200,000,000	2016/11/16
62763	HK Bank	HSI R Bull CBBC Nov 2017 C	0.2500	20,598 per 20,000 units	20,798 per 20,000 units	2017/11/29	200,000,000	2016/11/16
62764	HK Bank	HSI R Bear CBBC Apr 2017 Q	0.2500	22,788 per 15,000 units	22,588 per 15,000 units	2017/04/27	150,000,000	2016/11/16
62857	J P Morgan SP BV	Geely Auto R Bull CBBC Dec 2017 A	0.2500	6.6800	6.8800	2017/12/15	80,000,000	2016/11/16
62865	J P Morgan SP BV	Geely Auto R Bull CBBC Feb 2018 A	0.2500	7.4800	7.6800	2018/02/15	80,000,000	2016/11/16
62845	J P Morgan SP BV	HSI R Bull CBBC Oct 2017 X	0.2500	22,600 per 10,000 units	22,800 per 10,000 units	2017/10/30	200,000,000	2016/11/16
62848	J P Morgan SP BV	HSI R Bull CBBC Nov 2017 Z	0.2500	22,300 per 10,000 units	22,500 per 10,000 units	2017/11/29	200,000,000	2016/11/16
62852	J P Morgan SP BV	HSI R Bull CBBC Jan 2018 X	0.2500	22,168 per 10,000 units	22,268 per 10,000 units	2018/01/30	200,000,000	2016/11/16
62860	J P Morgan SP BV	HSI R Bear CBBC Feb 2017 T	0.2500	22,700 per 10,000 units	22,500 per 10,000 units	2017/02/27	200,000,000	2016/11/16
62854	J P Morgan SP BV	HSI R Bear CBBC Feb 2017 V	0.2500	22,363 per 10,000 units	22,263 per 10,000 units	2017/02/27	200,000,000	2016/11/16
62862	J P Morgan SP BV	HSI R Bear CBBC Feb 2017 X	0.2500	22,968 per 10,000 units	22,868 per 10,000 units	2017/02/27	200,000,000	2016/11/16
62822	SG Issuer	HSI R Bull CBBC Dec 2017 N	0.2500	22,308 per 10,000 units	22,408 per 10,000 units	2017/12/28	200,000,000	2016/11/16
62795	SG Issuer	HSI R Bull CBBC Mar 2018 H	0.2500	22,158 per 12,000 units	22,258 per 12,000 units	2018/03/28	200,000,000	2016/11/16
62793	SG Issuer	HSI R Bull CBBC Mar 2018 W	0.2500	21,758 per 12,000 units	21,858 per 12,000 units	2018/03/28	200,000,000	2016/11/16
62794	SG Issuer	HSI R Bull CBBC Mar 2018 Z	0.2500	21,958 per 12,000 units	22,058 per 12,000 units	2018/03/28	200,000,000	2016/11/16
62797	SG Issuer	HSI R Bear CBBC Mar 2017 H	0.2500	22,388 per 10,000 units	22,288 per 10,000 units	2017/03/30	200,000,000	2016/11/16

Newly listed callable bull/bear contracts (continued)

Code	Issuer	Name of issue	Issue prices (HK\$)	Strike price (HKD) / Strike level per 10 units	Call price (HKD) / Call level per 10 units	Expiry date	No. of issue (units)	Listing date
62798	SG Issuer	HSI R Bear CBBC Mar 2017 I	0.2500	22,588 per 10,000 units	22,488 per 10,000 units	2017/03/30	200,000,000	2016/11/16
62823	SG Issuer	HSI R Bear CBBC Mar 2017 J	0.2500	22,988 per 10,000 units	22,788 per 10,000 units	2017/03/30	200,000,000	2016/11/16
62842	UBS AG	HSI R Bull CBBC Sep 2017 N	0.2500	21,288 per 12,000 units	21,488 per 12,000 units	2017/09/28	250,000,000	2016/11/16
62844	UBS AG	HSI R Bull CBBC Sep 2017 Q	0.2500	20,788 per 12,000 units	20,988 per 12,000 units	2017/09/28	250,000,000	2016/11/16
62825	UBS AG	HSI R Bull CBBC Sep 2017 Z	0.2500	22,709 per 12,000 units	22,909 per 12,000 units	2017/09/28	250,000,000	2016/11/16
62826	UBS AG	HSI R Bull CBBC Oct 2017 B	0.2500	22,400 per 12,000 units	22,600 per 12,000 units	2017/10/30	250,000,000	2016/11/16
62829	UBS AG	HSI R Bull CBBC Oct 2017 H	0.2500	22,200 per 12,000 units	22,400 per 12,000 units	2017/10/30	250,000,000	2016/11/16
62831	UBS AG	HSI R Bull CBBC Nov 2017 J	0.2500	21,800 per 12,000 units	22,000 per 12,000 units	2017/11/29	250,000,000	2016/11/16
62830	UBS AG	HSI R Bull CBBC Nov 2017 Y	0.2500	22,000 per 10,000 units	22,200 per 10,000 units	2017/11/29	200,000,000	2016/11/16
62843	UBS AG	HSI R Bull CBBC Dec 2017 Z	0.2500	21,088 per 12,000 units	21,288 per 12,000 units	2017/12/28	250,000,000	2016/11/16
62836	UBS AG	HSI R Bear CBBC Mar 2017 W	0.2500	22,650 per 10,000 units	22,450 per 10,000 units	2017/03/30	200,000,000	2016/11/16
62835	UBS AG	HSI R Bear CBBC Apr 2017 H	0.2500	22,463 per 12,000 units	22,263 per 12,000 units	2017/04/27	250,000,000	2016/11/16
62837	UBS AG	HSI R Bear CBBC Apr 2017 I	0.2500	22,950 per 12,000 units	22,750 per 12,000 units	2017/04/27	250,000,000	2016/11/16
62838	UBS AG	HSI R Bear CBBC Apr 2017 J	0.2500	23,200 per 12,000 units	23,000 per 12,000 units	2017/04/27	250,000,000	2016/11/16
62899	Credit Suisse AG	HSI R Bull CBBC Sep 2017 K	0.2500	22,350 per 10,000 units	22,550 per 10,000 units	2017/09/28	200,000,000	2016/11/17
62895	Credit Suisse AG	HSI R Bull CBBC Oct 2017 J	0.2500	22,050 per 12,000 units	22,250 per 12,000 units	2017/10/30	200,000,000	2016/11/17
62897	Credit Suisse AG	HSI R Bull CBBC Nov 2017 E	0.2500	22,200 per 12,000 units	22,400 per 12,000 units	2017/11/29	200,000,000	2016/11/17
62890	Credit Suisse AG	HSI R Bear CBBC Mar 2017 L	0.2500	22,988 per 12,000 units	22,788 per 12,000 units	2017/03/30	200,000,000	2016/11/17
62893	Credit Suisse AG	HSI R Bear CBBC Mar 2017 U	0.2500	22,800 per 10,000 units	22,600 per 10,000 units	2017/03/30	200,000,000	2016/11/17
62894	Credit Suisse AG	HSI R Bear CBBC Apr 2017 M	0.2500	22,650 per 10,000 units	22,450 per 10,000 units	2017/04/27	200,000,000	2016/11/17
62901	Credit Suisse AG	Tencent R Bull CBBC Sep 2017 D	0.2500	201.88 per 100 units	204.38 per 100 units	2017/09/12	40,000,000	2016/11/17
62925	Goldman Sachs SP (Asia)	HSI R Bull CBBC Sep 2017 X	0.2500	22,250 per 10,000 units	22,450 per 10,000 units	2017/09/28	200,000,000	2016/11/17
62927	Goldman Sachs SP (Asia)	HSI R Bull CBBC Oct 2017 Z	0.2500	21,900 per 10,000 units	22,100 per 10,000 units	2017/10/30	200,000,000	2016/11/17
62923	Goldman Sachs SP (Asia)	HSI R Bear CBBC Apr 2017 F	0.2500	23,200 per 10,000 units	23,000 per 10,000 units	2017/04/27	200,000,000	2016/11/17
62866	Goldman Sachs SP (Asia)	HSI R Bear CBBC Sep 2017 A	0.2500	22,750 per 10,000 units	22,650 per 10,000 units	2017/09/28	200,000,000	2016/11/17
62888	HK Bank	BOCL R Bull CBBC Oct 2017 A	0.2500	2.6000	2.6800	2017/10/16	50,000,000	2016/11/17
62889	HK Bank	CNOOC R Bull CBBC Oct 2017 D	0.2500	7.4800	7.6800	2017/10/16	50,000,000	2016/11/17
62873	HK Bank	Sinopec Corp R Bull CBBC Oct 2017 C	0.2500	4.2300	4.3800	2017/10/16	50,000,000	2016/11/17
62875	HK Bank	Galaxy Ent R Bear CBBC Nov 2017 B	0.2500	38.18 per 100 units	37.38 per 100 units	2017/11/16	40,000,000	2016/11/17
62874	HK Bank	HSCEI R Bull CBBC Aug 2017 F	0.2500	9,138 per 10,000 units	9,238 per 10,000 units	2017/08/30	60,000,000	2016/11/17
62871	HK Bank	HSI R Bull CBBC Jul 2017 M	0.2500	22,498 per 15,000 units	22,698 per 15,000 units	2017/07/28	150,000,000	2016/11/17
62870	HK Bank	HSI R Bull CBBC Aug 2017 N	0.2500	22,298 per 15,000 units	22,498 per 15,000 units	2017/08/30	150,000,000	2016/11/17
62868	HK Bank	HSI R Bull CBBC Sep 2017 K	0.2500	22,098 per 15,000 units	22,298 per 15,000 units	2017/09/28	150,000,000	2016/11/17
62867	HK Bank	HSI R Bull CBBC Oct 2017 I	0.2500	21,898 per 15,000 units	22,098 per 15,000 units	2017/10/30	150,000,000	2016/11/17
62963	J P Morgan SP BV	China Life R Bull CBBC Mar 2018 B	0.2500	18.38 per 100 units	18.88 per 100 units	2018/03/16	100,000,000	2016/11/17
62949	J P Morgan SP BV	HKEX R Bull CBBC Dec 2017 E	0.2500	198.88 per 100 units	200.88 per 100 units	2017/12/15	40,000,000	2016/11/17
62964	J P Morgan SP BV	HSBC R Bull CBBC Jan 2018 B	0.2500	55.38 per 100 units	56.88 per 100 units	2018/01/19	100,000,000	2016/11/17
62968	J P Morgan SP BV	HSI R Bull CBBC Oct 2017 L	0.2500	22,400 per 10,000 units	22,600 per 10,000 units	2017/10/30	200,000,000	2016/11/17
62970	J P Morgan SP BV	HSI R Bull CBBC Nov 2017 C	0.2500	22,200 per 10,000 units	22,400 per 10,000 units	2017/11/29	200,000,000	2016/11/17
62972	J P Morgan SP BV	HSI R Bull CBBC Nov 2017 E	0.2500	22,000 per 10,000 units	22,200 per 10,000 units	2017/11/29	200,000,000	2016/11/17
62977	J P Morgan SP BV	HSI R Bull CBBC Jan 2018 Y	0.2500	21,800 per 10,000 units	22,000 per 10,000 units	2018/01/30	200,000,000	2016/11/17
62932	J P Morgan SP BV	HSI R Bear CBBC Feb 2017 F	0.2500	23,200 per 10,000 units	23,000 per 10,000 units	2017/02/27	200,000,000	2016/11/17
62928	J P Morgan SP BV	HSI R Bear CBBC Feb 2017 Y	0.2500	22,548 per 10,000 units	22,448 per 10,000 units	2017/02/27	200,000,000	2016/11/17

Newly listed callable bull/bear contracts (continued)

Code	Issuer	Name of issue	Issue prices (HK\$)	Strike price (HKD) / Strike level per 10 units	Call price (HKD) / Call level per 10 units	Expiry date	No. of issue (units)	Listing date
62931	J P Morgan SP BV	HSI R Bear CBBC Apr 2017 G	0.2500	22,900 per 10,000 units	22,700 per 10,000 units	2017/04/27	200,000,000	2016/11/17
62960	J P Morgan SP BV	Ping An R Bull CBBC Dec 2017 D	0.2500	39.28 per 100 units	39.88 per 100 units	2017/12/15	200,000,000	2016/11/17
62948	J P Morgan SP BV	Tencent R Bull CBBC Dec 2017 G	0.2500	202.38 per 100 units	203.88 per 100 units	2017/12/15	40,000,000	2016/11/17
62938	SG Issuer	HSI R Bull CBBC Mar 2018 I	0.2500	22,108 per 10,000 units	22,208 per 10,000 units	2018/03/28	200,000,000	2016/11/17
62934	SG Issuer	HSI R Bull CBBC Mar 2018 J	0.2500	21,908 per 10,000 units	22,008 per 10,000 units	2018/03/28	200,000,000	2016/11/17
62936	SG Issuer	HSI R Bull CBBC Mar 2018 K	0.2500	22,008 per 10,000 units	22,108 per 10,000 units	2018/03/28	200,000,000	2016/11/17
62940	SG Issuer	HSI R Bull CBBC Mar 2018 O	0.2500	22,258 per 12,000 units	22,358 per 12,000 units	2018/03/28	200,000,000	2016/11/17
62942	SG Issuer	HSI R Bull CBBC Mar 2018 S	0.2500	22,458 per 12,000 units	22,558 per 12,000 units	2018/03/28	200,000,000	2016/11/17
62943	SG Issuer	HSI R Bull CBBC Mar 2018 V	0.2500	22,658 per 12,000 units	22,758 per 12,000 units	2018/03/28	200,000,000	2016/11/17
62944	SG Issuer	HSI R Bear CBBC Mar 2017 K	0.2500	22,988 per 10,000 units	22,888 per 10,000 units	2017/03/30	200,000,000	2016/11/17
62945	SG Issuer	HSI R Bear CBBC Mar 2017 L	0.2500	23,138 per 12,000 units	23,038 per 12,000 units	2017/03/30	200,000,000	2016/11/17
62922	UBS AG	HSCEI R Bear CBBC Mar 2017 A	0.2500	10,088 per 10,000 units	9,988 per 10,000 units	2017/03/30	100,000,000	2016/11/17
62913	UBS AG	HSI R Bull CBBC Sep 2017 A	0.2500	22,350 per 10,000 units	22,550 per 10,000 units	2017/09/28	200,000,000	2016/11/17
62915	UBS AG	HSI R Bull CBBC Sep 2017 J	0.2500	21,950 per 12,000 units	22,150 per 12,000 units	2017/09/28	250,000,000	2016/11/17
62914	UBS AG	HSI R Bull CBBC Sep 2017 Y	0.2500	22,150 per 12,000 units	22,350 per 12,000 units	2017/09/28	250,000,000	2016/11/17
62903	UBS AG	HSI R Bear CBBC Mar 2017 X	0.2500	22,616 per 12,000 units	22,416 per 12,000 units	2017/03/30	250,000,000	2016/11/17
62911	UBS AG	HSI R Bear CBBC Mar 2017 Y	0.2500	23,000 per 10,000 units	22,800 per 10,000 units	2017/03/30	200,000,000	2016/11/17
62905	UBS AG	HSI R Bear CBBC Apr 2017 K	0.2500	22,800 per 10,000 units	22,600 per 10,000 units	2017/04/27	200,000,000	2016/11/17
63042	Credit Suisse AG	HSBC R Bull CBBC Nov 2017 C	0.2500	57.48 per 100 units	58.98 per 100 units	2017/11/28	50,000,000	2016/11/18
63041	Credit Suisse AG	HSBC R Bull CBBC Dec 2017 C	0.2500	58.98 per 100 units	60.48 per 100 units	2017/12/29	50,000,000	2016/11/18
63029	Credit Suisse AG	HSI R Bull CBBC Sep 2017 R	0.2500	22,550 per 12,000 units	22,750 per 12,000 units	2017/09/28	200,000,000	2016/11/18
63040	Credit Suisse AG	HSI R Bull CBBC Oct 2017 K	0.2500	22,000 per 10,000 units	22,200 per 10,000 units	2017/10/30	200,000,000	2016/11/18
63038	Credit Suisse AG	HSI R Bull CBBC Nov 2017 S	0.2500	22,300 per 12,000 units	22,500 per 12,000 units	2017/11/29	200,000,000	2016/11/18
63046	Credit Suisse AG	HSI R Bear CBBC Mar 2017 Z	0.2500	23,050 per 10,000 units	22,850 per 10,000 units	2017/03/30	200,000,000	2016/11/18
63047	Credit Suisse AG	HSI R Bear CBBC Apr 2017 N	0.2500	22,732 per 10,000 units	22,532 per 10,000 units	2017/04/27	200,000,000	2016/11/18
63016	Goldman Sachs SP (Asia)	HSI R Bull CBBC Oct 2017 B	0.2500	22,500 per 10,000 units	22,700 per 10,000 units	2017/10/30	200,000,000	2016/11/18
63115	Goldman Sachs SP (Asia)	HSI R Bear CBBC Apr 2017 G	0.2500	23,050 per 10,000 units	22,850 per 10,000 units	2017/04/27	200,000,000	2016/11/18
63017	HK Bank	HKEX R Bull CBBC Oct 2017 I	0.2500	202.88 per 100 units	204.88 per 100 units	2017/10/23	50,000,000	2016/11/18
63019	HK Bank	HKEX R Bull CBBC Nov 2017 D	0.2500	199.88 per 100 units	201.88 per 100 units	2017/11/30	50,000,000	2016/11/18
63018	HK Bank	Sands China R Bull CBBC Aug 2017 D	0.2500	32.58 per 100 units	33.38 per 100 units	2017/08/18	40,000,000	2016/11/18
63023	HK Bank	Tencent R Bull CBBC Sep 2017 H	0.2500	195.38 per 100 units	197.38 per 100 units	2017/09/28	50,000,000	2016/11/18
63024	HK Bank	Tencent R Bull CBBC Oct 2017 E	0.2500	192.38 per 100 units	194.38 per 100 units	2017/10/23	50,000,000	2016/11/18
63055	J P Morgan SP BV	China Mobile R Bear CBBC Aug 2017 A	0.2500	89.28 per 100 units	88.08 per 100 units	2017/08/18	100,000,000	2016/11/18
63056	J P Morgan SP BV	CSOP A50 ETF R Bull CBBC Sep 2017 B	0.2500	11.3800	11.4800	2017/09/15	100,000,000	2016/11/18
63057	J P Morgan SP BV	A50 China R Bull CBBC Nov 2017 C	0.2500	10.9800	11.0800	2017/11/17	100,000,000	2016/11/18
63051	J P Morgan SP BV	HKEX R Bull CBBC Dec 2017 F	0.2500	201.88 per 100 units	203.88 per 100 units	2017/12/15	40,000,000	2016/11/18
63053	J P Morgan SP BV	HSBC R Bull CBBC Dec 2017 D	0.2500	57.38 per 100 units	58.88 per 100 units	2017/12/15	100,000,000	2016/11/18
63027	J P Morgan SP BV	HSI R Bull CBBC Oct 2017 G	0.2500	22,500 per 10,000 units	22,700 per 10,000 units	2017/10/30	200,000,000	2016/11/18
63028	J P Morgan SP BV	HSI R Bull CBBC Nov 2017 F	0.2500	22,368 per 10,000 units	22,468 per 10,000 units	2017/11/29	200,000,000	2016/11/18
63062	J P Morgan SP BV	HSI R Bull CBBC Nov 2017 G	0.2500	22,068 per 10,000 units	22,168 per 10,000 units	2017/11/29	200,000,000	2016/11/18
63061	J P Morgan SP BV	HSI R Bear CBBC Mar 2017 G	0.2500	23,000 per 10,000 units	22,800 per 10,000 units	2017/03/30	200,000,000	2016/11/18
63060	J P Morgan SP BV	HSI R Bear CBBC Apr 2017 H	0.2500	22,648 per 10,000 units	22,548 per 10,000 units	2017/04/27	200,000,000	2016/11/18
63049	J P Morgan SP BV	Tencent R Bear CBBC Dec 2017 B	0.2500	208.08 per 100 units	206.08 per 100 units	2017/12/15	40,000,000	2016/11/18

Newly listed callable bull/bear contracts (continued)

Code	Issuer	Name of issue	Issue prices (HK\$)	Strike price (HKD) / Strike level per 10 units	Call price (HKD) / Call level per 10 units	Expiry date	No. of issue (units)	Listing date
62978	SG Issuer	AIA R Bear CBBC Jul 2017 B	0.2500	51.68 per 100 units	50.88 per 100 units	2017/07/28	100,000,000	2016/11/18
62991	SG Issuer	COVS R Bull CBBC Oct 2018 A	0.2500	19.48 per 100 units	20.08 per 100 units	2018/10/30	100,000,000	2016/11/18
62993	SG Issuer	COVS R Bear CBBC Sep 2017 A	0.2500	26.48 per 100 units	25.88 per 100 units	2017/09/28	100,000,000	2016/11/18
62995	SG Issuer	COVS R Bear CBBC Nov 2017 A	0.2500	28.48 per 100 units	27.88 per 100 units	2017/11/29	100,000,000	2016/11/18
63006	SG Issuer	CP&CC R Bull CBBC Jul 2018 A	0.2500	4.1300	4.2800	2018/07/30	40,000,000	2016/11/18
62999	SG Issuer	A50 R Bull CBBC Jan 2018 A	0.2500	10.3800	10.4800	2018/01/30	40,000,000	2016/11/18
63003	SG Issuer	A50 R Bull CBBC Mar 2018 A	0.2500	10.7800	10.8800	2018/03/28	40,000,000	2016/11/18
62996	SG Issuer	HSBC R Bull CBBC Mar 2018 D	0.2500	55.58 per 100 units	57.08 per 100 units	2018/03/28	100,000,000	2016/11/18
63083	SG Issuer	HSI R Bull CBBC Mar 2018 A	0.2500	21,858 per 12,000 units	21,958 per 12,000 units	2018/03/28	200,000,000	2016/11/18
63087	SG Issuer	HSI R Bull CBBC Mar 2018 E	0.2500	22,058 per 12,000 units	22,158 per 12,000 units	2018/03/28	200,000,000	2016/11/18
63088	SG Issuer	HSI R Bull CBBC Mar 2018 G	0.2500	22,108 per 10,000 units	22,308 per 10,000 units	2018/03/28	200,000,000	2016/11/18
63107	SG Issuer	HSI R Bull CBBC Mar 2018 T	0.2500	22,308 per 10,000 units	22,508 per 10,000 units	2018/03/28	200,000,000	2016/11/18
63015	SG Issuer	HSI R Bull CBBC Mar 2018 X	0.2500	22,708 per 10,000 units	22,808 per 10,000 units	2018/03/28	200,000,000	2016/11/18
63108	SG Issuer	HSI R Bear CBBC Mar 2017 M	0.2500	22,638 per 12,000 units	22,538 per 12,000 units	2017/03/30	200,000,000	2016/11/18
63005	SG Issuer	Lenovo R Bull CBBC Oct 2018 A	0.2500	3.9800	4.1800	2018/10/30	40,000,000	2016/11/18
63012	SG Issuer	SHK Ppt P R Bull CBBC Aug 2018 A	0.2500	88.58 per 100 units	90.08 per 100 units	2018/08/30	100,000,000	2016/11/18
63014	SG Issuer	Tencent R Bear CBBC May 2018 A	0.2500	217.88 per 100 units	215.88 per 100 units	2018/05/30	100,000,000	2016/11/18
63078	UBS AG	AIA R Bull CBBC Sep 2017 A	0.2500	43.28 per 100 units	43.88 per 100 units	2017/09/11	100,000,000	2016/11/18
63076	UBS AG	China Mobile R Bull CBBC Dec 2017 A	0.2500	80.18 per 100 units	81.38 per 100 units	2017/12/18	100,000,000	2016/11/18
63063	UBS AG	HSI R Bull CBBC Sep 2017 M	0.2500	22,550 per 10,000 units	22,750 per 10,000 units	2017/09/28	200,000,000	2016/11/18
63069	UBS AG	HSI R Bull CBBC Sep 2017 O	0.2500	21,388 per 12,000 units	21,588 per 12,000 units	2017/09/28	250,000,000	2016/11/18
63068	UBS AG	HSI R Bull CBBC Oct 2017 O	0.2500	21,900 per 10,000 units	22,100 per 10,000 units	2017/10/30	200,000,000	2016/11/18
63072	UBS AG	HSI R Bull CBBC Oct 2017 Q	0.2500	20,988 per 12,000 units	21,188 per 12,000 units	2017/10/30	250,000,000	2016/11/18
63070	UBS AG	HSI R Bull CBBC Nov 2017 O	0.2500	21,188 per 12,000 units	21,388 per 12,000 units	2017/11/29	250,000,000	2016/11/18
63066	UBS AG	HSI R Bull CBBC Nov 2017 P	0.2500	22,300 per 12,000 units	22,500 per 12,000 units	2017/11/29	250,000,000	2016/11/18
63067	UBS AG	HSI R Bull CBBC Dec 2017 C	0.2500	22,100 per 10,000 units	22,300 per 10,000 units	2017/12/28	200,000,000	2016/11/18
63082	UBS AG	HSI R Bear CBBC Mar 2017 D	0.2500	23,050 per 12,000 units	22,850 per 12,000 units	2017/03/30	250,000,000	2016/11/18
63079	UBS AG	HSI R Bear CBBC Mar 2017 Z	0.2500	22,732 per 12,000 units	22,532 per 12,000 units	2017/03/30	250,000,000	2016/11/18
63074	UBS AG	Tencent R Bull CBBC Jun 2017 G	0.2500	195.88 per 100 units	198.38 per 100 units	2017/06/19	50,000,000	2016/11/18
63073	UBS AG	Tencent R Bull CBBC Sep 2017 B	0.2500	192.50 per 100 units	195 per 100 units	2017/09/11	50,000,000	2016/11/18
63164	BNP Paribas Arbit Issu B.V.	HSI R Bear CBBC Feb 2017 O	0.2500	22,600 per 10,000 units	22,400 per 10,000 units	2017/02/27	250,000,000	2016/11/21
63154	Credit Suisse AG	HSI R Bull CBBC Nov 2017 C	0.2500	22,150 per 12,000 units	22,350 per 12,000 units	2017/11/29	200,000,000	2016/11/21
63155	Credit Suisse AG	HSI R Bull CBBC Dec 2017 F	0.2500	21,850 per 12,000 units	22,050 per 12,000 units	2017/12/28	200,000,000	2016/11/21
63157	Credit Suisse AG	HSI R Bear CBBC Apr 2017 O	0.2500	22,550 per 12,000 units	22,350 per 12,000 units	2017/04/27	200,000,000	2016/11/21
63158	Credit Suisse AG	HSI R Bear CBBC Apr 2017 P	0.2500	22,423 per 10,000 units	22,223 per 10,000 units	2017/04/27	200,000,000	2016/11/21
63159	Credit Suisse AG	HSI R Bear CBBC Apr 2017 Q	0.2500	22,850 per 12,000 units	22,650 per 12,000 units	2017/04/27	200,000,000	2016/11/21
63133	Goldman Sachs SP (Asia)	HSI R Bull CBBC Dec 2017 G	0.2500	22,050 per 10,000 units	22,250 per 10,000 units	2017/12/28	200,000,000	2016/11/21
63166	Goldman Sachs SP (Asia)	HSI R Bear CBBC Feb 2017 I	0.2500	22,600 per 10,000 units	22,400 per 10,000 units	2017/02/27	200,000,000	2016/11/21
63129	HK Bank	ABC R Bull CBBC Oct 2017 A	0.2500	2.3500	2.4300	2017/10/31	50,000,000	2016/11/21
63123	HK Bank	China Mobile R Bull CBBC Oct 2017 C	0.2500	75.18 per 100 units	76.38 per 100 units	2017/10/31	50,000,000	2016/11/21
63124	HK Bank	China Mobile R Bear CBBC Apr 2017 E	0.2500	91.08 per 100 units	89.88 per 100 units	2017/04/27	40,000,000	2016/11/21
63122	HK Bank	A50 R Bull CBBC Jul 2017 C	0.2500	11.0200	11.1200	2017/07/17	50,000,000	2016/11/21
63127	HK Bank	HSI R Bear CBBC Apr 2017 R	0.2500	22,588 per 15,000 units	22,388 per 15,000 units	2017/04/27	150,000,000	2016/11/21

Newly listed callable bull/bear contracts (continued)

Code	Issuer	Name of issue	Issue prices (HK\$)	Strike price (HKD) / Strike level per 10 units	Call price (HKD) / Call level per 10 units	Expiry date	No. of issue (units)	Listing date
63125	HK Bank	Tencent R Bear CBBC Mar 2017 D	0.2500	207.88 per 100 units	205.88 per 100 units	2017/03/31	40,000,000	2016/11/21
63126	HK Bank	Tencent R Bear CBBC Mar 2017 E	0.2500	202.88 per 100 units	200.88 per 100 units	2017/03/17	40,000,000	2016/11/21
63140	Haitong Int'l Sec	AAC Tech R Bull CBBC Oct 2017 A	0.2500	60.80 per 100 units	62.80 per 100 units	2017/10/19	40,000,000	2016/11/21
63135	Haitong Int'l Sec	China Mobile R Bull CBBC Sep 2017 C	0.2500	76.80 per 100 units	78 per 100 units	2017/09/28	40,000,000	2016/11/21
63145	Haitong Int'l Sec	Geely Auto R Bull CBBC Sep 2017 A	0.2500	6.5000	6.8000	2017/09/27	40,000,000	2016/11/21
63148	Haitong Int'l Sec	HSBC R Bull CBBC Nov 2017 A	0.2500	56.30 per 100 units	57.80 per 100 units	2017/11/29	40,000,000	2016/11/21
63136	Haitong Int'l Sec	Tencent R Bull CBBC Sep 2017 C	0.2500	173 per 100 units	176.38 per 100 units	2017/09/28	40,000,000	2016/11/21
63147	Haitong Int'l Sec	China Vanke R Bull CBBC Sep 2017 A	0.2650	17.8800	18.5800	2017/09/13	40,000,000	2016/11/21
63116	J P Morgan SP BV	HSI R Bull CBBC Oct 2017 J	0.2500	22,268 per 10,000 units	22,368 per 10,000 units	2017/10/30	200,000,000	2016/11/21
63117	J P Morgan SP BV	HSI R Bull CBBC Jan 2018 F	0.2500	21,900 per 10,000 units	22,100 per 10,000 units	2018/01/30	200,000,000	2016/11/21
63180	J P Morgan SP BV	HSI R Bear CBBC Feb 2017 M	0.2500	22,323 per 10,000 units	22,223 per 10,000 units	2017/02/27	200,000,000	2016/11/21
63181	J P Morgan SP BV	HSI R Bear CBBC Mar 2017 H	0.2500	22,800 per 10,000 units	22,600 per 10,000 units	2017/03/30	200,000,000	2016/11/21
63182	J P Morgan SP BV	HSI R Bear CBBC Mar 2017 I	0.2500	23,100 per 10,000 units	22,900 per 10,000 units	2017/03/30	200,000,000	2016/11/21
63179	J P Morgan SP BV	SHK Ppt R Bull CBBC Feb 2018 A	0.2500	90.38 per 100 units	91.88 per 100 units	2018/02/15	80,000,000	2016/11/21
63176	J P Morgan SP BV	Tencent R Bull CBBC Sep 2017 E	0.2500	181.78 per 100 units	184.28 per 100 units	2017/09/15	40,000,000	2016/11/21
63118	J P Morgan SP BV	Tencent R Bull CBBC Nov 2017 E	0.2500	192.88 per 100 units	194.88 per 100 units	2017/11/17	40,000,000	2016/11/21
63119	J P Morgan SP BV	Tencent R Bull CBBC Dec 2017 H	0.2500	195.88 per 100 units	197.88 per 100 units	2017/12/15	40,000,000	2016/11/21
63178	J P Morgan SP BV	Tencent R Bear CBBC Nov 2017 F	0.2500	203.88 per 100 units	201.38 per 100 units	2017/11/17	40,000,000	2016/11/21
63152	Macquarie Bank Ltd.	HSI R Bear CBBC Dec 2017 A	0.2500	23,288 per 20,000 units	23,088 per 20,000 units	2017/12/28	80,000,000	2016/11/21
63153	Macquarie Bank Ltd.	HSI R Bear CBBC Dec 2017 B	0.2500	23,488 per 20,000 units	23,288 per 20,000 units	2017/12/28	80,000,000	2016/11/21
63196	SG Issuer	CMob R Bear CBBC Jul 2017 A	0.2500	91.08 per 100 units	89.88 per 100 units	2017/07/28	100,000,000	2016/11/21
63195	SG Issuer	CMob R Bear CBBC Sep 2018 A	0.2500	86.08 per 100 units	84.88 per 100 units	2018/09/27	100,000,000	2016/11/21
63206	SG Issuer	HKEX R Bull CBBC Oct 2018 A	0.2500	199.08 per 100 units	201.08 per 100 units	2018/10/30	100,000,000	2016/11/21
63201	SG Issuer	HKEX R Bull CBBC Nov 2018 A	0.2500	196.08 per 100 units	198.08 per 100 units	2018/11/29	100,000,000	2016/11/21
63207	SG Issuer	HKEX R Bull CBBC Nov 2018 B	0.2500	202.08 per 100 units	204.08 per 100 units	2018/11/29	100,000,000	2016/11/21
63213	SG Issuer	HKEX R Bear CBBC Jun 2018 A	0.2500	212.88 per 100 units	210.88 per 100 units	2018/06/28	100,000,000	2016/11/21
63209	SG Issuer	HKEX R Bear CBBC Sep 2018 A	0.2500	207.88 per 100 units	205.88 per 100 units	2018/09/27	100,000,000	2016/11/21
63167	SG Issuer	HSI R Bull CBBC Mar 2018 Y	0.2500	22,008 per 12,000 units	22,208 per 12,000 units	2018/03/28	200,000,000	2016/11/21
63175	SG Issuer	HSI R Bear CBBC Mar 2017 C	0.2500	23,038 per 12,000 units	22,938 per 12,000 units	2017/03/30	200,000,000	2016/11/21
63171	SG Issuer	HSI R Bear CBBC Mar 2017 N	0.2500	22,338 per 12,000 units	22,238 per 12,000 units	2017/03/30	200,000,000	2016/11/21
63173	SG Issuer	HSI R Bear CBBC Mar 2017 U	0.2500	22,738 per 12,000 units	22,638 per 12,000 units	2017/03/30	200,000,000	2016/11/21
63174	SG Issuer	HSI R Bear CBBC Mar 2017 X	0.2500	22,938 per 12,000 units	22,838 per 12,000 units	2017/03/30	200,000,000	2016/11/21
63216	SG Issuer	Tencent R Bull CBBC Sep 2018 A	0.2500	189.08 per 100 units	191.08 per 100 units	2018/09/27	100,000,000	2016/11/21
63215	SG Issuer	Tencent R Bull CBBC Nov 2018 A	0.2500	186.08 per 100 units	188.08 per 100 units	2018/11/29	100,000,000	2016/11/21
63218	SG Issuer	Tencent R Bear CBBC Jun 2017 B	0.2500	202.88 per 100 units	200.88 per 100 units	2017/06/29	100,000,000	2016/11/21
63220	SG Issuer	Tencent R Bear CBBC Jun 2017 C	0.2500	212.88 per 100 units	210.88 per 100 units	2017/06/29	100,000,000	2016/11/21
63217	SG Issuer	Tencent R Bear CBBC Aug 2017 A	0.2500	197.88 per 100 units	195.88 per 100 units	2017/08/30	100,000,000	2016/11/21
63219	SG Issuer	Tencent R Bear CBBC Aug 2017 B	0.2500	207.88 per 100 units	205.88 per 100 units	2017/08/30	100,000,000	2016/11/21
63184	UBS AG	HSI R Bull CBBC Sep 2017 D	0.2500	22,050 per 12,000 units	22,250 per 12,000 units	2017/09/28	250,000,000	2016/11/21
63183	UBS AG	HSI R Bull CBBC Oct 2017 J	0.2500	22,331 per 14,000 units	22,531 per 14,000 units	2017/10/30	300,000,000	2016/11/21
63186	UBS AG	HSI R Bull CBBC Dec 2017 D	0.2500	21,850 per 10,000 units	22,050 per 10,000 units	2017/12/28	200,000,000	2016/11/21
63191	UBS AG	HSI R Bear CBBC Feb 2017 I	0.2500	22,850 per 12,000 units	22,650 per 12,000 units	2017/02/27	250,000,000	2016/11/21
63190	UBS AG	HSI R Bear CBBC Feb 2017 L	0.2500	22,700 per 12,000 units	22,500 per 12,000 units	2017/02/27	250,000,000	2016/11/21

Newly listed callable bull/bear contracts (continued)

Code	Issuer	Name of issue	Issue prices (HK\$)	Strike price (HKD) / Strike level per 10 units	Call price (HKD) / Call level per 10 units	Expiry date	No. of issue (units)	Listing date
63189	UBS AG	HSI R Bear CBBC Mar 2017 E	0.2500	22,423 per 10,000 units	22,223 per 10,000 units	2017/03/30	200,000,000	2016/11/21
63193	UBS AG	HSI R Bear CBBC Apr 2017 L	0.2500	23,100 per 10,000 units	22,900 per 10,000 units	2017/04/27	200,000,000	2016/11/21
63247	Credit Suisse AG	China Life R Bull CBBC Nov 2017 A	0.2500	18.5800	19.0800	2017/11/13	50,000,000	2016/11/22
63248	Credit Suisse AG	HSI R Bull CBBC Oct 2017 G	0.2500	21,900 per 10,000 units	22,100 per 10,000 units	2017/10/30	200,000,000	2016/11/22
63245	Credit Suisse AG	HSI R Bear CBBC Apr 2017 R	0.2500	22,500 per 10,000 units	22,300 per 10,000 units	2017/04/27	200,000,000	2016/11/22
63246	Credit Suisse AG	HSI R Bear CBBC Apr 2017 S	0.2500	23,200 per 12,000 units	23,000 per 12,000 units	2017/04/27	200,000,000	2016/11/22
63290	Goldman Sachs SP (Asia)	HSI R Bull CBBC Dec 2017 H	0.2500	22,100 per 10,000 units	22,300 per 10,000 units	2017/12/28	200,000,000	2016/11/22
63289	Goldman Sachs SP (Asia)	HSI R Bear CBBC Feb 2017 S	0.2500	22,800 per 10,000 units	22,600 per 10,000 units	2017/02/27	200,000,000	2016/11/22
63227	HK Bank	BOCL R Bear CBBC Aug 2017 A	0.2500	3.8100	3.7300	2017/08/31	40,000,000	2016/11/22
63222	HK Bank	COVS R Bull CBBC Nov 2017 B	0.6000	17.8800	18.4800	2017/11/30	40,000,000	2016/11/22
63237	HK Bank	PetCh R Bull CBBC Nov 2017 A	0.2500	3.8800	4.0800	2017/11/30	50,000,000	2016/11/22
63224	HK Bank	Sands China R Bear CBBC Aug 2017 A	0.2500	37.68 per 100 units	36.88 per 100 units	2017/08/31	40,000,000	2016/11/22
63231	HK Bank	Tencent R Bull CBBC Aug 2017 K	0.2500	187.88 per 100 units	189.88 per 100 units	2017/08/31	50,000,000	2016/11/22
63301	J P Morgan SP BV	HSBC R Bull CBBC Nov 2017 F	0.2500	59.38 per 100 units	60.88 per 100 units	2017/11/17	100,000,000	2016/11/22
63302	J P Morgan SP BV	HSBC R Bear CBBC Jul 2017 A	0.2500	70.58 per 100 units	69.08 per 100 units	2017/07/21	100,000,000	2016/11/22
63297	J P Morgan SP BV	HSI R Bull CBBC Oct 2017 Y	0.2500	22,100 per 10,000 units	22,300 per 10,000 units	2017/10/30	200,000,000	2016/11/22
63298	J P Morgan SP BV	HSI R Bull CBBC Jan 2018 G	0.2500	21,868 per 10,000 units	21,968 per 10,000 units	2018/01/30	200,000,000	2016/11/22
63295	J P Morgan SP BV	HSI R Bear CBBC Mar 2017 J	0.2500	22,500 per 10,000 units	22,300 per 10,000 units	2017/03/30	200,000,000	2016/11/22
63299	J P Morgan SP BV	HSI R Bear CBBC Mar 2017 K	0.2500	22,748 per 10,000 units	22,648 per 10,000 units	2017/03/30	200,000,000	2016/11/22
63303	J P Morgan SP BV	Tencent R Bull CBBC Oct 2017 E	0.2500	188.88 per 100 units	190.88 per 100 units	2017/10/20	40,000,000	2016/11/22
63300	J P Morgan SP BV	Tencent R Bear CBBC Nov 2017 G	0.2500	200.08 per 100 units	198.08 per 100 units	2017/11/17	40,000,000	2016/11/22
63239	SG Issuer	CMob R Bull CBBC Jul 2018 A	0.2500	82.88 per 100 units	84.08 per 100 units	2018/07/30	100,000,000	2016/11/22
63238	SG Issuer	CMob R Bull CBBC Oct 2018 A	0.2500	76.88 per 100 units	78.08 per 100 units	2018/10/30	100,000,000	2016/11/22
63291	SG Issuer	HSI R Bull CBBC Mar 2018 F	0.2500	22,208 per 12,000 units	22,308 per 12,000 units	2018/03/28	200,000,000	2016/11/22
63292	SG Issuer	HSI R Bear CBBC Mar 2017 D	0.2500	22,438 per 12,000 units	22,338 per 12,000 units	2017/03/30	200,000,000	2016/11/22
63294	SG Issuer	HSI R Bear CBBC Mar 2017 T	0.2500	23,188 per 10,000 units	22,988 per 10,000 units	2017/03/30	200,000,000	2016/11/22
63293	SG Issuer	HSI R Bear CBBC Apr 2017 A	0.2500	22,538 per 12,000 units	22,438 per 12,000 units	2017/04/27	200,000,000	2016/11/22
63265	UBS AG	CSOP A50 ETF R Bull CBBC Aug 2017 A	0.2500	10.7800	10.9800	2017/08/07	50,000,000	2016/11/22
63279	UBS AG	A50 China R Bull CBBC Oct 2017 A	0.2500	10.3800	10.5800	2017/10/30	50,000,000	2016/11/22
63256	UBS AG	HSBC R Bull CBBC Nov 2017 D	0.2500	57.50 per 100 units	59 per 100 units	2017/11/13	100,000,000	2016/11/22
63282	UBS AG	HSI R Bull CBBC Oct 2017 L	0.2500	20,688 per 12,000 units	20,888 per 12,000 units	2017/10/30	250,000,000	2016/11/22
63283	UBS AG	HSI R Bull CBBC Nov 2017 B	0.2500	20,488 per 12,000 units	20,688 per 12,000 units	2017/11/29	250,000,000	2016/11/22
63285	UBS AG	HSI R Bull CBBC Nov 2017 Q	0.2500	20,288 per 12,000 units	20,488 per 12,000 units	2017/11/29	250,000,000	2016/11/22
63288	UBS AG	HSI R Bear CBBC Mar 2017 I	0.2500	22,515 per 12,000 units	22,315 per 12,000 units	2017/03/30	250,000,000	2016/11/22
63250	UBS AG	Tencent R Bull CBBC Sep 2017 C	0.2500	182.50 per 100 units	185 per 100 units	2017/09/04	50,000,000	2016/11/22
63251	UBS AG	Tencent R Bear CBBC Apr 2017 E	0.2500	211.38 per 100 units	208.88 per 100 units	2017/04/10	50,000,000	2016/11/22
63332	BNP Paribas Arbit Issu B.V.	HSI R Bull CBBC Dec 2017 E	0.2500	22,200 per 10,000 units	22,400 per 10,000 units	2017/12/28	250,000,000	2016/11/23
63335	BNP Paribas Arbit Issu B.V.	HSI R Bear CBBC Mar 2017 X	0.2500	22,500 per 10,000 units	22,300 per 10,000 units	2017/03/30	250,000,000	2016/11/23
63338	Credit Suisse AG	HSI R Bull CBBC Sep 2017 C	0.2500	22,261 per 10,000 units	22,461 per 10,000 units	2017/09/28	200,000,000	2016/11/23
63336	Credit Suisse AG	HSI R Bear CBBC Apr 2017 T	0.2500	22,600 per 15,000 units	22,400 per 15,000 units	2017/04/27	300,000,000	2016/11/23
63340	Credit Suisse AG	HSI R Bear CBBC Apr 2017 U	0.2500	22,481 per 12,000 units	22,281 per 12,000 units	2017/04/27	200,000,000	2016/11/23
63344	Goldman Sachs SP (Asia)	HSI R Bear CBBC Feb 2017 U	0.2500	22,381 per 10,000 units	22,281 per 10,000 units	2017/02/27	200,000,000	2016/11/23
63314	HK Bank	AAC Tech R Bull CBBC Oct 2017 B	0.2500	56.88 per 100 units	58.88 per 100 units	2017/10/17	40,000,000	2016/11/23

Newly listed callable bull/bear contracts (continued)

Code	Issuer	Name of issue	Issue prices (HK\$)	Strike price (HKD) / Strike level per 10 units	Call price (HKD) / Call level per 10 units	Expiry date	No. of issue (units)	Listing date
63317	HK Bank	BOC HK R Bull CBBC Oct 2017 B	0.2500	26.2800	26.6800	2017/10/17	40,000,000	2016/11/23
63324	HK Bank	CNOOC R Bull CBBC Oct 2017 E	0.2500	9.0800	9.2800	2017/10/17	50,000,000	2016/11/23
63316	HK Bank	Geely Auto R Bull CBBC Sep 2017 A	0.2500	6.5800	6.7800	2017/09/21	40,000,000	2016/11/23
63322	HK Bank	Geely Auto R Bull CBBC Oct 2017 A	0.2500	6.0800	6.2800	2017/10/17	40,000,000	2016/11/23
63321	HK Bank	Tencent R Bull CBBC Oct 2017 F	0.2500	190.18 per 100 units	192.18 per 100 units	2017/10/17	50,000,000	2016/11/23
63326	HK Bank	China Vanke R Bull CBBC Oct 2017 A	0.2500	19.2800	20.0800	2017/10/17	40,000,000	2016/11/23
63311	Haitong Int'l Sec	COVS R Bull CBBC Oct 2017 C	0.3250	19.8800	20.5800	2017/10/31	32,000,000	2016/11/23
63306	Haitong Int'l Sec	Galaxy Ent R Bull CBBC Nov 2017 B	0.2500	30 per 100 units	30.88 per 100 units	2017/11/29	60,000,000	2016/11/23
63307	Haitong Int'l Sec	HSBC R Bear CBBC Apr 2017 A	0.2500	66.88 per 100 units	65.38 per 100 units	2017/04/27	40,000,000	2016/11/23
63308	Haitong Int'l Sec	PICC P&C R Bull CBBC Oct 2017 B	0.2500	10.2800	10.8800	2017/10/30	40,000,000	2016/11/23
63309	Haitong Int'l Sec	SHK Ppt R Bull CBBC Dec 2017 A	0.2500	91.88 per 100 units	93.88 per 100 units	2017/12/20	40,000,000	2016/11/23
63304	Haitong Int'l Sec	Tencent R Bull CBBC Sep 2017 D	0.2500	181.80 per 100 units	184.80 per 100 units	2017/09/12	40,000,000	2016/11/23
63305	Haitong Int'l Sec	Tencent R Bear CBBC Sep 2017 B	0.2500	210 per 100 units	207.28 per 100 units	2017/09/11	40,000,000	2016/11/23
63346	J P Morgan SP BV	China Life R Bull CBBC Mar 2018 C	0.2500	18.78 per 100 units	19.28 per 100 units	2018/03/16	100,000,000	2016/11/23
63348	J P Morgan SP BV	HSI R Bull CBBC Oct 2017 F	0.2500	21,968 per 10,000 units	22,068 per 10,000 units	2017/10/30	200,000,000	2016/11/23
63312	J P Morgan SP BV	HSI R Bear CBBC Mar 2017 L	0.2500	22,600 per 10,000 units	22,400 per 10,000 units	2017/03/30	200,000,000	2016/11/23
63345	J P Morgan SP BV	Tencent R Bull CBBC Sep 2017 F	0.2500	190.38 per 100 units	192.88 per 100 units	2017/09/15	60,000,000	2016/11/23
63349	SG Issuer	HSCEI R Bull CBBC Nov 2017 C	0.2500	8,908 per 10,000 units	9,008 per 10,000 units	2017/11/29	200,000,000	2016/11/23
63351	SG Issuer	HSCEI R Bull CBBC Dec 2017 C	0.2500	9,108 per 10,000 units	9,208 per 10,000 units	2017/12/28	200,000,000	2016/11/23
63359	SG Issuer	HSCEI R Bear CBBC Jun 2017 A	0.2500	9,788 per 10,000 units	9,688 per 10,000 units	2017/06/29	200,000,000	2016/11/23
63362	SG Issuer	HSCEI R Bear CBBC Jun 2017 B	0.2500	10,188 per 10,000 units	10,088 per 10,000 units	2017/06/29	200,000,000	2016/11/23
63353	SG Issuer	HSCEI R Bear CBBC Jul 2017 A	0.2500	9,588 per 10,000 units	9,488 per 10,000 units	2017/07/28	200,000,000	2016/11/23
63361	SG Issuer	HSCEI R Bear CBBC Jul 2017 B	0.2500	9,988 per 10,000 units	9,888 per 10,000 units	2017/07/28	200,000,000	2016/11/23
63363	SG Issuer	HSI R Bull CBBC Mar 2018 R	0.2500	22,058 per 10,000 units	22,258 per 10,000 units	2018/03/28	200,000,000	2016/11/23
63378	SG Issuer	HSI R Bear CBBC Mar 2017 G	0.2500	22,388 per 10,000 units	22,288 per 10,000 units	2017/03/30	200,000,000	2016/11/23
63379	SG Issuer	HSI R Bear CBBC Mar 2017 H	0.2500	22,588 per 10,000 units	22,388 per 10,000 units	2017/03/30	200,000,000	2016/11/23
63381	SG Issuer	HSI R Bear CBBC Mar 2017 I	0.2500	22,788 per 10,000 units	22,588 per 10,000 units	2017/03/30	200,000,000	2016/11/23
63384	SG Issuer	HSI R Bear CBBC Apr 2017 B	0.2500	22,788 per 10,000 units	22,688 per 10,000 units	2017/04/27	200,000,000	2016/11/23
63330	SG Issuer	Tencent R Bull CBBC Sep 2018 B	0.2500	195.08 per 100 units	197.08 per 100 units	2018/09/27	100,000,000	2016/11/23
63328	SG Issuer	Tencent R Bull CBBC Nov 2018 B	0.2500	192.08 per 100 units	194.08 per 100 units	2018/11/29	100,000,000	2016/11/23
63342	UBS AG	HSI R Bull CBBC Oct 2017 M	0.2500	22,261 per 10,000 units	22,461 per 10,000 units	2017/10/30	200,000,000	2016/11/23
63343	UBS AG	HSI R Bear CBBC Apr 2017 M	0.2500	22,481 per 12,000 units	22,281 per 12,000 units	2017/04/27	250,000,000	2016/11/23
63386	BNP Paribas Arbit Issu B.V.	HSI R Bull CBBC Dec 2017 H	0.2500	22,000 per 10,000 units	22,200 per 10,000 units	2017/12/28	250,000,000	2016/11/24
63414	Credit Suisse AG	HSI R Bull CBBC Oct 2017 I	0.2500	22,050 per 15,000 units	22,250 per 15,000 units	2017/10/30	300,000,000	2016/11/24
63435	Credit Suisse AG	HSI R Bear CBBC Apr 2017 V	0.2500	22,463 per 15,000 units	22,263 per 15,000 units	2017/04/27	300,000,000	2016/11/24
63426	Goldman Sachs SP (Asia)	HSI R Bull CBBC Dec 2017 I	0.2500	22,100 per 10,000 units	22,200 per 10,000 units	2017/12/28	200,000,000	2016/11/24
63445	Goldman Sachs SP (Asia)	HSI R Bear CBBC Feb 2017 V	0.2500	22,550 per 10,000 units	22,350 per 10,000 units	2017/02/27	200,000,000	2016/11/24
63405	HK Bank	COVS R Bear CBBC Apr 2017 A	0.4500	25.8800	25.2800	2017/04/13	40,000,000	2016/11/24
63389	HK Bank	Galaxy Ent R Bull CBBC Oct 2017 B	0.2500	31.48 per 100 units	32.28 per 100 units	2017/10/31	60,000,000	2016/11/24
63399	HK Bank	Galaxy Ent R Bear CBBC Jul 2017 C	0.2500	40.68 per 100 units	39.88 per 100 units	2017/07/17	40,000,000	2016/11/24
63412	HK Bank	Sands China R Bull CBBC Oct 2017 A	0.2500	34.28 per 100 units	35.08 per 100 units	2017/10/31	60,000,000	2016/11/24
63448	J P Morgan SP BV	Galaxy Ent R Bull CBBC Nov 2017 C	0.2500	31.08 per 100 units	31.88 per 100 units	2017/11/17	100,000,000	2016/11/24
63446	J P Morgan SP BV	HSI R Bull CBBC Dec 2017 O	0.2500	22,000 per 10,000 units	22,200 per 10,000 units	2017/12/28	200,000,000	2016/11/24

Newly listed callable bull/bear contracts (continued)

Code	Issuer	Name of issue	Issue prices (HK\$)	Strike price (HKD) / Strike level per 10 units	Call price (HKD) / Call level per 10 units	Expiry date	No. of issue (units)	Listing date
63455	J P Morgan SP BV	HSI R Bear CBBC Mar 2017 M	0.2500	22,448 per 10,000 units	22,348 per 10,000 units	2017/03/30	200,000,000	2016/11/24
63450	J P Morgan SP BV	Sands China R Bull CBBC Nov 2017 A	0.2500	34.08 per 100 units	34.88 per 100 units	2017/11/17	100,000,000	2016/11/24
63419	SG Issuer	Galaxy R Bull CBBC Oct 2018 A	0.2500	31.28 per 100 units	32.08 per 100 units	2018/10/30	100,000,000	2016/11/24
63420	SG Issuer	Galaxy R Bull CBBC Dec 2018 A	0.2500	33.28 per 100 units	34.08 per 100 units	2018/12/28	100,000,000	2016/11/24
63421	SG Issuer	Galaxy R Bear CBBC Jan 2018 A	0.2500	42.68 per 100 units	41.88 per 100 units	2018/01/30	100,000,000	2016/11/24
63440	SG Issuer	HSI R Bull CBBC Mar 2018 U	0.2500	21,958 per 10,000 units	22,158 per 10,000 units	2018/03/28	200,000,000	2016/11/24
63443	SG Issuer	HSI R Bear CBBC Apr 2017 C	0.2500	22,488 per 12,000 units	22,288 per 12,000 units	2017/04/27	200,000,000	2016/11/24
63422	SG Issuer	Sands R Bull CBBC Jul 2018 A	0.2500	33.28 per 100 units	34.08 per 100 units	2018/07/30	100,000,000	2016/11/24
63427	UBS AG	HSI R Bull CBBC Sep 2017 E	0.2500	22,080 per 14,000 units	22,280 per 14,000 units	2017/09/28	300,000,000	2016/11/24
63428	UBS AG	HSI R Bull CBBC Nov 2017 V	0.2500	21,950 per 12,000 units	22,150 per 12,000 units	2017/11/29	250,000,000	2016/11/24
63434	UBS AG	HSI R Bear CBBC Mar 2017 L	0.2500	22,550 per 10,000 units	22,350 per 10,000 units	2017/03/30	200,000,000	2016/11/24
63460	BNP Paribas Arbit Issu B.V.	HSI R Bull CBBC Nov 2017 K	0.2500	22,100 per 10,000 units	22,300 per 10,000 units	2017/11/29	250,000,000	2016/11/25
63476	Credit Suisse AG	HSI R Bull CBBC Sep 2017 Z	0.2500	22,100 per 10,000 units	22,300 per 10,000 units	2017/09/28	200,000,000	2016/11/25
63466	Credit Suisse AG	HSI R Bull CBBC Nov 2017 Q	0.2500	21,950 per 12,000 units	22,150 per 12,000 units	2017/11/29	200,000,000	2016/11/25
63470	Credit Suisse AG	HSI R Bear CBBC Mar 2017 W	0.2500	22,538 per 15,000 units	22,338 per 15,000 units	2017/03/30	300,000,000	2016/11/25
63471	Credit Suisse AG	Tencent R Bear CBBC Apr 2017 D	0.2500	204.88 per 100 units	202.38 per 100 units	2017/04/25	50,000,000	2016/11/25
63475	Credit Suisse AG	Tencent R Bear CBBC Apr 2017 E	0.2500	214.88 per 100 units	212.38 per 100 units	2017/04/26	50,000,000	2016/11/25
63465	Bank of East Asia	China Mobile R Bull CBBC Dec 2017 B	0.2500	75.38 per 100 units	76.88 per 100 units	2017/12/12	40,000,000	2016/11/25
63463	Bank of East Asia	COVS R Bull CBBC Dec 2017 B	0.4000	19.0000	19.8000	2017/12/12	25,000,000	2016/11/25
63462	Bank of East Asia	Galaxy Ent R Bull CBBC Dec 2017 D	0.5000	31.6800	32.4800	2017/12/12	20,000,000	2016/11/25
63464	Bank of East Asia	Tencent R Bull CBBC Dec 2017 D	0.3500	184.30 per 100 units	186.80 per 100 units	2017/12/12	30,000,000	2016/11/25
63456	HK Bank	Galaxy Ent R Bull CBBC Oct 2017 C	0.2500	33.48 per 100 units	34.28 per 100 units	2017/10/23	60,000,000	2016/11/25
63458	HK Bank	Galaxy Ent R Bear CBBC Nov 2017 C	0.2500	43.68 per 100 units	42.88 per 100 units	2017/11/27	40,000,000	2016/11/25
63500	J P Morgan SP BV	AAC Tech R Bull CBBC Oct 2017 A	0.2500	66.88 per 100 units	68.88 per 100 units	2017/10/20	100,000,000	2016/11/25
63492	J P Morgan SP BV	Geely Auto R Bull CBBC Nov 2017 A	0.2500	7.0800	7.2800	2017/11/17	80,000,000	2016/11/25
63494	J P Morgan SP BV	Geely Auto R Bull CBBC Jan 2018 A	0.2500	6.2800	6.4800	2018/01/19	80,000,000	2016/11/25
63502	J P Morgan SP BV	Galaxy Ent R Bull CBBC Dec 2017 C	0.2500	33.08 per 100 units	33.88 per 100 units	2017/12/15	100,000,000	2016/11/25
63508	J P Morgan SP BV	HSI R Bull CBBC Nov 2017 H	0.2500	22,168 per 10,000 units	22,268 per 10,000 units	2017/11/29	200,000,000	2016/11/25
63503	J P Morgan SP BV	China Vanke R Bull CBBC Feb 2018 B	0.2500	20.08 per 100 units	20.88 per 100 units	2018/02/15	200,000,000	2016/11/25
63477	SG Issuer	HSI R Bull CBBC Mar 2018 M	0.2500	22,108 per 10,000 units	22,308 per 10,000 units	2018/03/28	200,000,000	2016/11/25
63479	SG Issuer	HSI R Bear CBBC Apr 2017 D	0.2500	22,588 per 10,000 units	22,488 per 10,000 units	2017/04/27	200,000,000	2016/11/25
63485	SG Issuer	HSI R Bear CBBC Apr 2017 E	0.2500	22,838 per 12,000 units	22,738 per 12,000 units	2017/04/27	200,000,000	2016/11/25
63488	UBS AG	HSI R Bull CBBC Oct 2017 N	0.2500	22,144 per 12,000 units	22,344 per 12,000 units	2017/10/30	250,000,000	2016/11/25
63490	UBS AG	HSI R Bull CBBC Dec 2017 E	0.2500	22,000 per 12,000 units	22,200 per 12,000 units	2017/12/28	250,000,000	2016/11/25
63487	UBS AG	HSI R Bear CBBC Mar 2017 K	0.2500	22,650 per 10,000 units	22,450 per 10,000 units	2017/03/30	200,000,000	2016/11/25
63516	BNP Paribas Arbit Issu B.V.	HSI R Bear CBBC Apr 2017 A	0.2500	22,600 per 10,000 units	22,400 per 10,000 units	2017/04/27	250,000,000	2016/11/28
63524	Credit Suisse AG	HSI R Bull CBBC Oct 2017 H	0.2500	22,000 per 10,000 units	22,200 per 10,000 units	2017/10/30	200,000,000	2016/11/28
63523	Credit Suisse AG	HSI R Bull CBBC Nov 2017 D	0.2500	22,201 per 12,000 units	22,401 per 12,000 units	2017/11/29	200,000,000	2016/11/28
63522	Credit Suisse AG	HSI R Bear CBBC Apr 2017 W	0.2500	22,650 per 12,000 units	22,450 per 12,000 units	2017/04/27	200,000,000	2016/11/28
63521	Goldman Sachs SP (Asia)	HSI R Bull CBBC Dec 2017 J	0.2500	22,300 per 10,000 units	22,400 per 10,000 units	2017/12/28	200,000,000	2016/11/28
63512	Goldman Sachs SP (Asia)	HSI R Bear CBBC Mar 2017 S	0.2500	22,600 per 10,000 units	22,400 per 10,000 units	2017/03/30	200,000,000	2016/11/28
63537	J P Morgan SP BV	China Life R Bull CBBC Feb 2018 C	0.2500	19.38 per 100 units	19.88 per 100 units	2018/02/15	100,000,000	2016/11/28
63535	J P Morgan SP BV	HSI R Bull CBBC Nov 2017 J	0.2500	22,200 per 10,000 units	22,400 per 10,000 units	2017/11/29	200,000,000	2016/11/28

Newly listed callable bull/bear contracts (continued)

Code	Issuer	Name of issue	Issue prices (HK\$)	Strike price (HKD) / Strike level per 10 units	Call price (HKD) / Call level per 10 units	Expiry date	No. of issue (units)	Listing date
63543	J P Morgan SP BV	HSI R Bull CBBC Nov 2017 K	0.2500	22,068 per 10,000 units	22,168 per 10,000 units	2017/11/29	200,000,000	2016/11/28
63534	J P Morgan SP BV	HSI R Bear CBBC Feb 2017 Q	0.2500	22,548 per 10,000 units	22,448 per 10,000 units	2017/02/27	200,000,000	2016/11/28
63538	J P Morgan SP BV	Ping An R Bull CBBC Nov 2017 D	0.2500	40.28 per 100 units	40.88 per 100 units	2017/11/17	100,000,000	2016/11/28
63530	SG Issuer	HSI R Bull CBBC Mar 2018 D	0.2500	22,108 per 10,000 units	22,208 per 10,000 units	2018/03/28	200,000,000	2016/11/28
63532	SG Issuer	HSI R Bear CBBC Mar 2017 N	0.2500	22,638 per 10,000 units	22,438 per 10,000 units	2017/03/30	200,000,000	2016/11/28
63529	UBS AG	HSI R Bull CBBC Sep 2017 F	0.2500	22,050 per 10,000 units	22,250 per 10,000 units	2017/09/28	200,000,000	2016/11/28
63527	UBS AG	HSI R Bull CBBC Dec 2017 I	0.2500	22,200 per 12,000 units	22,400 per 12,000 units	2017/12/28	250,000,000	2016/11/28
63526	UBS AG	HSI R Bear CBBC Feb 2017 O	0.2500	22,600 per 12,000 units	22,400 per 12,000 units	2017/02/27	250,000,000	2016/11/28
63568	BNP Paribas Arbit Issu B.V.	A50 Ch R Bull CBBC Dec 2017 A	0.2500	10.2000	10.5000	2017/12/29	60,000,000	2016/11/29
63565	BNP Paribas Arbit Issu B.V.	HSI R Bull CBBC Nov 2017 L	0.2500	22,300 per 10,000 units	22,500 per 10,000 units	2017/11/29	250,000,000	2016/11/29
63566	BNP Paribas Arbit Issu B.V.	HSI R Bull CBBC Dec 2017 I	0.2500	22,400 per 10,000 units	22,600 per 10,000 units	2017/12/28	250,000,000	2016/11/29
63558	BNP Paribas Arbit Issu B.V.	HSI R Bear CBBC Mar 2017 I	0.2500	22,700 per 10,000 units	22,500 per 10,000 units	2017/03/30	250,000,000	2016/11/29
63567	BNP Paribas Arbit Issu B.V.	HSI R Bear CBBC Mar 2017 T	0.2500	22,900 per 10,000 units	22,700 per 10,000 units	2017/03/30	250,000,000	2016/11/29
63559	BNP Paribas Arbit Issu B.V.	HSI R Bear CBBC Apr 2017 B	0.2500	22,800 per 10,000 units	22,600 per 10,000 units	2017/04/27	250,000,000	2016/11/29
63577	Credit Suisse AG	China Life R Bull CBBC Sep 2017 A	0.2500	19.5800	20.0800	2017/09/22	50,000,000	2016/11/29
63579	Credit Suisse AG	China Life R Bull CBBC Sep 2017 B	0.2500	20.5800	21.0800	2017/09/21	50,000,000	2016/11/29
63585	Credit Suisse AG	HSBC R Bull CBBC Nov 2017 D	0.2500	59.48 per 100 units	60.98 per 100 units	2017/11/24	50,000,000	2016/11/29
63592	Credit Suisse AG	HSI R Bull CBBC Sep 2017 A	0.2500	22,350 per 15,000 units	22,550 per 15,000 units	2017/09/28	300,000,000	2016/11/29
63589	Credit Suisse AG	HSI R Bull CBBC Nov 2017 I	0.2500	22,150 per 12,000 units	22,350 per 12,000 units	2017/11/29	200,000,000	2016/11/29
63595	Credit Suisse AG	HSI R Bull CBBC Nov 2017 J	0.2500	22,478 per 12,000 units	22,678 per 12,000 units	2017/11/29	200,000,000	2016/11/29
63572	Credit Suisse AG	HSI R Bear CBBC Mar 2017 U	0.2500	22,700 per 15,000 units	22,500 per 15,000 units	2017/03/30	300,000,000	2016/11/29
63569	Credit Suisse AG	HSI R Bear CBBC Apr 2017 X	0.2500	22,850 per 12,000 units	22,650 per 12,000 units	2017/04/27	200,000,000	2016/11/29
63574	Credit Suisse AG	HSI R Bear CBBC Apr 2017 Y	0.2500	22,588 per 12,000 units	22,388 per 12,000 units	2017/04/27	200,000,000	2016/11/29
63586	Credit Suisse AG	Ping An R Bull CBBC Nov 2017 B	0.2500	39.68 per 100 units	40.28 per 100 units	2017/11/22	50,000,000	2016/11/29
63596	Bank of East Asia	China Life R Bull CBBC Dec 2017 B	0.3500	19.0800	19.4800	2017/12/07	30,000,000	2016/11/29
63598	Bank of East Asia	Geely Auto R Bull CBBC Dec 2017 A	0.2500	6.7000	6.9800	2017/12/07	40,000,000	2016/11/29
63609	Bank of East Asia	HSBC Holdings R Bull CBBC Dec 2017 B	0.2500	57.30 per 100 units	58.80 per 100 units	2017/12/07	60,000,000	2016/11/29
63597	Bank of East Asia	Ping An R Bull CBBC Dec 2017 D	0.6500	39.0800	39.6800	2017/12/07	16,000,000	2016/11/29
63669	Goldman Sachs SP (Asia)	HSI R Bull CBBC Dec 2017 R	0.2500	22,578 per 10,000 units	22,678 per 10,000 units	2017/12/28	200,000,000	2016/11/29
63674	Goldman Sachs SP (Asia)	HSI R Bull CBBC Dec 2017 T	0.2500	22,300 per 10,000 units	22,500 per 10,000 units	2017/12/28	200,000,000	2016/11/29
63561	Goldman Sachs SP (Asia)	HSI R Bear CBBC Mar 2017 T	0.2500	22,900 per 10,000 units	22,700 per 10,000 units	2017/03/30	200,000,000	2016/11/29
63562	Goldman Sachs SP (Asia)	HSI R Bear CBBC Mar 2017 U	0.2500	22,600 per 10,000 units	22,500 per 10,000 units	2017/03/30	200,000,000	2016/11/29
63557	HK Bank	China Life R Bull CBBC Aug 2017 C	0.2500	19.5800	19.9800	2017/08/31	50,000,000	2016/11/29
63545	HK Bank	Geely Auto R Bull CBBC Aug 2017 A	0.2500	7.1800	7.3800	2017/08/31	40,000,000	2016/11/29
63547	HK Bank	Galaxy Ent R Bear CBBC Dec 2017 A	0.2500	46.68 per 100 units	45.88 per 100 units	2017/12/18	60,000,000	2016/11/29
63544	HK Bank	HSI R Bull CBBC Sep 2017 L	0.2500	21,598 per 15,000 units	21,798 per 15,000 units	2017/09/28	150,000,000	2016/11/29
63556	HK Bank	HSI R Bull CBBC Sep 2017 M	0.2500	22,098 per 15,000 units	22,298 per 15,000 units	2017/09/28	150,000,000	2016/11/29
63553	HK Bank	Sands China R Bull CBBC Jul 2017 F	0.2500	36.28 per 100 units	37.08 per 100 units	2017/07/31	60,000,000	2016/11/29
63554	HK Bank	Sands China R Bear CBBC May 2017 B	0.2500	49.68 per 100 units	48.88 per 100 units	2017/05/08	40,000,000	2016/11/29
63643	J P Morgan SP BV	China Life R Bull CBBC Feb 2018 D	0.2500	20.38 per 100 units	20.88 per 100 units	2018/02/15	200,000,000	2016/11/29
63644	J P Morgan SP BV	HSI R Bull CBBC Oct 2017 M	0.2500	22,578 per 10,000 units	22,678 per 10,000 units	2017/10/30	200,000,000	2016/11/29
63645	J P Morgan SP BV	HSI R Bull CBBC Nov 2017 L	0.2500	22,268 per 10,000 units	22,368 per 10,000 units	2017/11/29	200,000,000	2016/11/29
63636	J P Morgan SP BV	HSI R Bear CBBC Mar 2017 N	0.2500	22,700 per 10,000 units	22,500 per 10,000 units	2017/03/30	200,000,000	2016/11/29

Newly listed callable bull/bear contracts (continued)

Code	Issuer	Name of issue	Issue prices (HK\$)	Strike price (HKD) / Strike level per 10 units	Call price (HKD) / Call level per 10 units	Expiry date	No. of issue (units)	Listing date
63637	J P Morgan SP BV	HSI R Bear CBBC Mar 2017 O	0.2500	22,900 per 10,000 units	22,700 per 10,000 units	2017/03/30	200,000,000	2016/11/29
63666	SG Issuer	HSI R Bull CBBC Dec 2017 O	0.2500	22,558 per 12,000 units	22,658 per 12,000 units	2017/12/28	200,000,000	2016/11/29
63664	SG Issuer	HSI R Bull CBBC Mar 2018 B	0.2500	22,508 per 10,000 units	22,608 per 10,000 units	2018/03/28	200,000,000	2016/11/29
63651	SG Issuer	HSI R Bull CBBC Mar 2018 Q	0.2500	22,358 per 12,000 units	22,458 per 12,000 units	2018/03/28	200,000,000	2016/11/29
63667	SG Issuer	HSI R Bear CBBC Mar 2017 D	0.2500	22,788 per 12,000 units	22,688 per 12,000 units	2017/03/30	200,000,000	2016/11/29
63626	UBS AG	HSI R Bull CBBC Sep 2017 G	0.2500	22,300 per 12,000 units	22,500 per 12,000 units	2017/09/28	250,000,000	2016/11/29
63631	UBS AG	HSI R Bull CBBC Nov 2017 K	0.2500	22,100 per 10,000 units	22,300 per 10,000 units	2017/11/29	200,000,000	2016/11/29
63617	UBS AG	HSI R Bull CBBC Dec 2017 N	0.2500	22,478 per 12,000 units	22,678 per 12,000 units	2017/12/28	250,000,000	2016/11/29
63612	UBS AG	HSI R Bear CBBC Mar 2017 M	0.2500	22,700 per 12,000 units	22,500 per 12,000 units	2017/03/30	250,000,000	2016/11/29
63613	UBS AG	HSI R Bear CBBC Mar 2017 P	0.2500	22,850 per 10,000 units	22,650 per 10,000 units	2017/03/30	200,000,000	2016/11/29
63610	UBS AG	HSI R Bear CBBC Apr 2017 N	0.2500	22,558 per 14,000 units	22,358 per 14,000 units	2017/04/27	300,000,000	2016/11/29
63739	BNP Paribas Arbit Issu B.V.	HSI R Bull CBBC Nov 2017 M	0.2500	22,500 per 10,000 units	22,700 per 10,000 units	2017/11/29	250,000,000	2016/11/30
63675	BNP Paribas Arbit Issu B.V.	HSI R Bear CBBC Apr 2017 C	0.2500	23,000 per 10,000 units	22,800 per 10,000 units	2017/04/27	250,000,000	2016/11/30
63791	Credit Suisse AG	HSI R Bull CBBC Oct 2017 L	0.2500	22,563 per 12,000 units	22,763 per 12,000 units	2017/10/30	200,000,000	2016/11/30
63782	Credit Suisse AG	HSI R Bull CBBC Nov 2017 K	0.2500	22,400 per 12,000 units	22,600 per 12,000 units	2017/11/29	200,000,000	2016/11/30
63775	Credit Suisse AG	HSI R Bear CBBC Mar 2017 L	0.2500	22,900 per 12,000 units	22,700 per 12,000 units	2017/03/30	200,000,000	2016/11/30
63738	Goldman Sachs SP (Asia)	HSI R Bull CBBC Nov 2017 S	0.2500	22,400 per 10,000 units	22,600 per 10,000 units	2017/11/29	200,000,000	2016/11/30
63730	HK Bank	HSCEI R Bull CBBC Sep 2017 C	0.2500	9,338 per 10,000 units	9,438 per 10,000 units	2017/09/28	80,000,000	2016/11/30
63729	HK Bank	HSI R Bull CBBC Sep 2017 N	0.2500	22,298 per 15,000 units	22,498 per 15,000 units	2017/09/28	150,000,000	2016/11/30
63794	J P Morgan SP BV	HSI R Bull CBBC Nov 2017 R	0.2500	22,663 per 10,000 units	22,763 per 10,000 units	2017/11/29	200,000,000	2016/11/30
63810	J P Morgan SP BV	HSI R Bull CBBC Nov 2017 Z	0.2500	22,300 per 10,000 units	22,500 per 10,000 units	2017/11/29	200,000,000	2016/11/30
63792	J P Morgan SP BV	HSI R Bear CBBC Mar 2017 P	0.2500	22,848 per 10,000 units	22,748 per 10,000 units	2017/03/30	200,000,000	2016/11/30
63750	SG Issuer	AAC Tech R Bear CBBC Jul 2017 A	0.2500	80.88 per 100 units	78.88 per 100 units	2017/07/28	100,000,000	2016/11/30
63753	SG Issuer	AAC Tech R Bear CBBC Oct 2017 A	0.2500	86.88 per 100 units	84.88 per 100 units	2017/10/30	100,000,000	2016/11/30
63676	SG Issuer	CCB R Bull CBBC Oct 2018 A	0.2500	5.4000	5.4800	2018/10/30	40,000,000	2016/11/30
63679	SG Issuer	China Life R Bull CBBC May 2018 C	0.2500	19.58 per 100 units	20.08 per 100 units	2018/05/30	100,000,000	2016/11/30
63677	SG Issuer	China Life R Bull CBBC Nov 2018 B	0.2500	18.58 per 100 units	19.08 per 100 units	2018/11/29	100,000,000	2016/11/30
63759	SG Issuer	Geely Auto R Bull CBBC May 2018 B	0.2500	7.2800	7.4800	2018/05/30	40,000,000	2016/11/30
63766	SG Issuer	Geely Auto R Bear CBBC Jun 2017 A	0.2500	8.7800	8.4800	2017/06/29	40,000,000	2016/11/30
63767	SG Issuer	Geely Auto R Bear CBBC Aug 2017 A	0.2500	9.2800	8.9800	2017/08/30	40,000,000	2016/11/30
63740	SG Issuer	HSCEI R Bull CBBC Nov 2018 A	0.2500	9,308 per 10,000 units	9,408 per 10,000 units	2018/11/29	100,000,000	2016/11/30
63741	SG Issuer	HSCEI R Bull CBBC Dec 2018 A	0.2500	9,508 per 10,000 units	9,608 per 10,000 units	2018/12/28	100,000,000	2016/11/30
63744	SG Issuer	HSCEI R Bear CBBC Jun 2017 C	0.2500	10,588 per 10,000 units	10,488 per 10,000 units	2017/06/29	100,000,000	2016/11/30
63743	SG Issuer	HSCEI R Bear CBBC Jul 2017 C	0.2500	10,388 per 10,000 units	10,288 per 10,000 units	2017/07/28	100,000,000	2016/11/30
63745	SG Issuer	HSCEI R Bear CBBC Jul 2017 D	0.2500	10,788 per 10,000 units	10,688 per 10,000 units	2017/07/28	100,000,000	2016/11/30
63812	SG Issuer	HSI R Bull CBBC Mar 2018 C	0.2500	22,308 per 10,000 units	22,408 per 10,000 units	2018/03/28	200,000,000	2016/11/30
63813	SG Issuer	HSI R Bull CBBC Mar 2018 L	0.2500	22,458 per 12,000 units	22,558 per 12,000 units	2018/03/28	200,000,000	2016/11/30
63815	SG Issuer	HSI R Bear CBBC Mar 2017 M	0.2500	22,988 per 10,000 units	22,788 per 10,000 units	2017/03/30	200,000,000	2016/11/30
63688	SG Issuer	ICBC R Bull CBBC Dec 2017 B	0.2500	4.3800	4.4800	2017/12/28	40,000,000	2016/11/30
63707	SG Issuer	ICBC R Bear CBBC Aug 2017 A	0.2500	5.1800	5.0800	2017/08/30	40,000,000	2016/11/30
63726	SG Issuer	Ping An R Bull CBBC Oct 2018 A	0.2500	38.48 per 100 units	39.08 per 100 units	2018/10/30	100,000,000	2016/11/30
63746	SG Issuer	Sands R Bull CBBC Oct 2018 A	0.2500	35.28 per 100 units	36.08 per 100 units	2018/10/30	100,000,000	2016/11/30
63748	SG Issuer	Sands R Bear CBBC Apr 2018 A	0.2500	46.68 per 100 units	45.88 per 100 units	2018/04/27	100,000,000	2016/11/30

Newly listed callable bull/bear contracts (continued)

Code	Issuer	Name of issue	Issue prices (HK\$)	Strike price (HKD) / Strike level per 10 units	Call price (HKD) / Call level per 10 units	Expiry date	No. of issue (units)	Listing date
63818	UBS AG	HSI R Bull CBBC Oct 2017 I	0.2500	22,400 per 10,000 units	22,600 per 10,000 units	2017/10/30	200,000,000	2016/11/30
63820	UBS AG	HSI R Bull CBBC Nov 2017 L	0.2500	22,476 per 14,000 units	22,676 per 14,000 units	2017/11/29	300,000,000	2016/11/30
63817	UBS AG	HSI R Bear CBBC Mar 2017 Q	0.2500	23,900 per 12,000 units	23,700 per 12,000 units	2017/03/30	250,000,000	2016/11/30
63864	Credit Suisse AG	HSI R Bull CBBC Oct 2017 A	0.2500	22,300 per 12,000 units	22,500 per 12,000 units	2017/10/30	200,000,000	2016/12/01
63863	Credit Suisse AG	HSI R Bull CBBC Nov 2017 R	0.2500	22,450 per 10,000 units	22,650 per 10,000 units	2017/11/29	200,000,000	2016/12/01
63868	Credit Suisse AG	HSI R Bear CBBC Mar 2017 N	0.2500	22,950 per 10,000 units	22,750 per 10,000 units	2017/03/30	200,000,000	2016/12/01
63886	Credit Suisse AG	HSI R Bear CBBC Apr 2017 Z	0.2500	22,798 per 10,000 units	22,598 per 10,000 units	2017/04/27	200,000,000	2016/12/01
63875	Credit Suisse AG	Ping An R Bull CBBC Oct 2017 C	0.2500	40.68 per 100 units	41.28 per 100 units	2017/10/18	50,000,000	2016/12/01
63884	Credit Suisse AG	Ping An R Bear CBBC Aug 2017 A	0.2500	45.08 per 100 units	44.48 per 100 units	2017/08/09	40,000,000	2016/12/01
63872	Credit Suisse AG	Tencent R Bull CBBC Jun 2017 C	0.2500	181.98 per 100 units	184.48 per 100 units	2017/06/20	50,000,000	2016/12/01
63862	Goldman Sachs SP (Asia)	HSI R Bear CBBC Mar 2017 V	0.2500	22,700 per 10,000 units	22,600 per 10,000 units	2017/03/30	200,000,000	2016/12/01
63859	HK Bank	China Life R Bull CBBC Jul 2017 E	0.3500	18.5800	18.9800	2017/07/31	40,000,000	2016/12/01
63821	HK Bank	CNOOC R Bull CBBC Jul 2017 C	0.2500	9.4800	9.6800	2017/07/31	50,000,000	2016/12/01
63860	HK Bank	HSI R Bear CBBC Apr 2017 S	0.2500	22,988 per 15,000 units	22,788 per 15,000 units	2017/04/27	150,000,000	2016/12/01
63834	HK Bank	Ping An R Bull CBBC Oct 2017 C	0.2500	38.68 per 100 units	39.28 per 100 units	2017/10/09	50,000,000	2016/12/01
63836	HK Bank	Ping An R Bull CBBC Nov 2017 B	0.2500	28.28 per 100 units	28.88 per 100 units	2017/11/06	50,000,000	2016/12/01
63838	HK Bank	Ping An R Bull CBBC Nov 2017 C	0.2500	40.5800	41.1800	2017/11/06	50,000,000	2016/12/01
63844	HK Bank	Ping An R Bear CBBC Jun 2017 A	0.2500	45.98 per 100 units	45.38 per 100 units	2017/06/12	40,000,000	2016/12/01
63841	HK Bank	Ping An R Bear CBBC Aug 2017 A	0.2500	48.48 per 100 units	47.88 per 100 units	2017/08/21	40,000,000	2016/12/01
63829	HK Bank	Tencent R Bull CBBC Aug 2017 L	0.2500	183.38 per 100 units	185.38 per 100 units	2017/08/28	50,000,000	2016/12/01
63893	J P Morgan SP BV	Galaxy Ent R Bull CBBC Oct 2017 B	0.2500	35.08 per 100 units	35.88 per 100 units	2017/10/20	100,000,000	2016/12/01
63888	J P Morgan SP BV	HSI R Bull CBBC Jan 2018 S	0.2500	22,400 per 10,000 units	22,600 per 10,000 units	2018/01/30	200,000,000	2016/12/01
63889	J P Morgan SP BV	HSI R Bear CBBC Mar 2017 Q	0.2500	22,800 per 10,000 units	22,600 per 10,000 units	2017/03/30	200,000,000	2016/12/01
63898	J P Morgan SP BV	Sands China R Bull CBBC Oct 2017 B	0.2500	36.08 per 100 units	36.88 per 100 units	2017/10/20	100,000,000	2016/12/01
63899	SG Issuer	HSI R Bull CBBC Mar 2018 N	0.2500	22,258 per 12,000 units	22,358 per 12,000 units	2018/03/28	200,000,000	2016/12/01
63906	SG Issuer	HSI R Bull CBBC Mar 2018 P	0.2500	22,308 per 10,000 units	22,508 per 10,000 units	2018/03/28	200,000,000	2016/12/01
63911	SG Issuer	HSI R Bear CBBC Mar 2017 U	0.2500	22,738 per 12,000 units	22,638 per 12,000 units	2017/03/30	200,000,000	2016/12/01
63924	UBS AG	HSI R Bull CBBC Dec 2017 B	0.2500	22,350 per 12,000 units	22,550 per 12,000 units	2017/12/28	250,000,000	2016/12/01
63929	UBS AG	HSI R Bear CBBC Apr 2017 O	0.2500	22,798 per 12,000 units	22,598 per 12,000 units	2017/04/27	250,000,000	2016/12/01
63930	UBS AG	HSI R Bear CBBC Apr 2017 P	0.2500	22,950 per 10,000 units	22,750 per 10,000 units	2017/04/27	200,000,000	2016/12/01
63959	Credit Suisse AG	China Life R Bull CBBC Sep 2017 C	0.2500	21.5800	22.0800	2017/09/05	50,000,000	2016/12/02
63961	Credit Suisse AG	China Life R Bull CBBC Jan 2018 A	0.2500	21.08 per 100 units	21.58 per 100 units	2018/01/26	100,000,000	2016/12/02
63957	Credit Suisse AG	China Life R Bear CBBC Aug 2017 A	0.3100	25.1800	24.6800	2017/08/10	40,000,000	2016/12/02
63964	Credit Suisse AG	HSI R Bull CBBC Sep 2017 D	0.2500	22,518 per 15,000 units	22,718 per 15,000 units	2017/09/28	300,000,000	2016/12/02
63954	Credit Suisse AG	HSI R Bear CBBC Apr 2017 F	0.2500	23,000 per 15,000 units	22,800 per 15,000 units	2017/04/27	300,000,000	2016/12/02
64011	Goldman Sachs SP (Asia)	HSI R Bull CBBC Dec 2017 W	0.2500	22,150 per 10,000 units	22,350 per 10,000 units	2017/12/28	200,000,000	2016/12/02
64010	Goldman Sachs SP (Asia)	HSI R Bull CBBC Dec 2017 Y	0.2500	22,623 per 10,000 units	22,723 per 10,000 units	2017/12/28	200,000,000	2016/12/02
64007	Goldman Sachs SP (Asia)	HSI R Bear CBBC Apr 2017 H	0.2500	22,900 per 10,000 units	22,800 per 10,000 units	2017/04/27	200,000,000	2016/12/02
63997	J P Morgan SP BV	China Life R Bull CBBC Jan 2018 B	0.2500	21.38 per 100 units	21.88 per 100 units	2018/01/19	200,000,000	2016/12/02
64002	J P Morgan SP BV	China Life R Bull CBBC Jan 2018 C	0.2500	19.78 per 100 units	20.28 per 100 units	2018/01/19	200,000,000	2016/12/02
63991	J P Morgan SP BV	Geely Auto R Bull CBBC Oct 2017 A	0.2500	7.3800	7.6800	2017/10/20	40,000,000	2016/12/02
63993	J P Morgan SP BV	Galaxy Ent R Bear CBBC Aug 2017 A	0.2500	40.88 per 100 units	40.08 per 100 units	2017/08/18	100,000,000	2016/12/02
64003	J P Morgan SP BV	HSI R Bull CBBC Dec 2017 G	0.2500	22,500 per 10,000 units	22,700 per 10,000 units	2017/12/28	200,000,000	2016/12/02

Newly listed callable bull/bear contracts (continued)

Code	Issuer	Name of issue	Issue prices (HK\$)	Strike price (HKD) / Strike level per 10 units	Call price (HKD) / Call level per 10 units	Expiry date	No. of issue (units)	Listing date
64005	J P Morgan SP BV	HSI R Bear CBBC Mar 2017 R	0.2500	23,000 per 10,000 units	22,800 per 10,000 units	2017/03/30	200,000,000	2016/12/02
63995	J P Morgan SP BV	Ping An R Bull CBBC Oct 2017 C	0.2500	41.28 per 100 units	41.88 per 100 units	2017/10/20	100,000,000	2016/12/02
64006	J P Morgan SP BV	Sands China R Bear CBBC Jun 2017 A	0.2500	41.88 per 100 units	41.08 per 100 units	2017/06/16	100,000,000	2016/12/02
63937	Macquarie Bank Ltd.	HSBC R Bull CBBC Nov 2017 A	0.2500	54.38 per 100 units	55.88 per 100 units	2017/11/29	40,000,000	2016/12/02
63935	Macquarie Bank Ltd.	Tencent R Bull CBBC Nov 2017 A	0.3340	181.38 per 100 units	183.88 per 100 units	2017/11/29	30,000,000	2016/12/02
63943	SG Issuer	China Life R Bull CBBC May 2018 D	0.2500	21.58 per 100 units	22.08 per 100 units	2018/05/30	100,000,000	2016/12/02
63941	SG Issuer	China Life R Bull CBBC Nov 2018 C	0.2500	20.58 per 100 units	21.08 per 100 units	2018/11/29	100,000,000	2016/12/02
63981	SG Issuer	CSA50 R Bear CBBC Jun 2017 A	0.2500	13.9800	13.8800	2017/06/29	40,000,000	2016/12/02
63987	SG Issuer	A50 R Bear CBBC Jun 2017 A	0.2500	12.7800	12.6800	2017/06/29	40,000,000	2016/12/02
63989	SG Issuer	A50 R Bear CBBC Aug 2017 A	0.2500	13.3800	13.2800	2017/08/30	40,000,000	2016/12/02
63984	SG Issuer	HSI R Bull CBBC Mar 2018 H	0.2500	22,608 per 10,000 units	22,708 per 10,000 units	2018/03/28	200,000,000	2016/12/02
63986	SG Issuer	HSI R Bear CBBC Mar 2017 G	0.2500	22,838 per 10,000 units	22,738 per 10,000 units	2017/03/30	200,000,000	2016/12/02
63952	SG Issuer	PICC P&C R Bull CBBC Dec 2017 C	0.2500	11.4800	12.0800	2017/12/28	40,000,000	2016/12/02
63953	SG Issuer	Ping An R Bull CBBC Dec 2017 C	0.2500	40.48 per 100 units	41.08 per 100 units	2017/12/28	100,000,000	2016/12/02
63976	UBS AG	HSI R Bull CBBC Oct 2017 W	0.2500	22,523 per 12,000 units	22,723 per 12,000 units	2017/10/30	250,000,000	2016/12/02
63970	UBS AG	HSI R Bear CBBC Mar 2017 S	0.2500	22,900 per 12,000 units	22,700 per 12,000 units	2017/03/30	250,000,000	2016/12/02
64059	BNP Paribas Arbit Issu B.V.	HSI R Bull CBBC Dec 2017 J	0.2500	22,600 per 10,000 units	22,800 per 10,000 units	2017/12/28	250,000,000	2016/12/05
64012	BNP Paribas Arbit Issu B.V.	HSI R Bear CBBC Mar 2017 C	0.2500	23,100 per 10,000 units	22,900 per 10,000 units	2017/03/30	250,000,000	2016/12/05
64063	Credit Suisse AG	HSI R Bull CBBC Sep 2017 E	0.2500	22,538 per 10,000 units	22,738 per 10,000 units	2017/09/28	200,000,000	2016/12/05
64061	Credit Suisse AG	HSI R Bull CBBC Nov 2017 F	0.2500	22,685 per 12,000 units	22,885 per 12,000 units	2017/11/29	200,000,000	2016/12/05
64041	Credit Suisse AG	HSI R Bear CBBC Mar 2017 W	0.2500	23,050 per 12,000 units	22,850 per 12,000 units	2017/03/30	200,000,000	2016/12/05
64072	Goldman Sachs SP (Asia)	HSI R Bull CBBC Dec 2017 X	0.2500	22,730 per 10,000 units	22,830 per 10,000 units	2017/12/28	200,000,000	2016/12/05
64037	Goldman Sachs SP (Asia)	HSI R Bear CBBC Apr 2017 I	0.2500	23,000 per 10,000 units	22,900 per 10,000 units	2017/04/27	200,000,000	2016/12/05
64015	HK Bank	China Mobile R Bull CBBC Dec 2017 A	0.2500	68.68 per 100 units	69.88 per 100 units	2017/12/18	50,000,000	2016/12/05
64016	HK Bank	China Life R Bull CBBC Sep 2017 B	0.2500	20.7800	21.1800	2017/09/29	40,000,000	2016/12/05
64017	HK Bank	China Life R Bear CBBC Dec 2017 A	0.4500	26.8800	26.4800	2017/12/18	40,000,000	2016/12/05
64014	HK Bank	HKEX R Bull CBBC Oct 2017 J	0.2500	199.88 per 100 units	201.88 per 100 units	2017/10/23	50,000,000	2016/12/05
64013	HK Bank	Tencent R Bull CBBC Sep 2017 I	0.2500	190.88 per 100 units	192.88 per 100 units	2017/09/29	50,000,000	2016/12/05
64032	Haitong Int'l Sec	BOCL R Bull CBBC Aug 2017 A	0.2500	3.1500	3.2800	2017/08/28	40,000,000	2016/12/05
64029	Haitong Int'l Sec	CUni R Bull CBBC Sep 2017 A	0.2500	8.2800	8.4800	2017/09/15	40,000,000	2016/12/05
64026	Haitong Int'l Sec	CKH R Bull CBBC Oct 2017 A	0.2500	87.08 per 100 units	88.88 per 100 units	2017/10/23	40,000,000	2016/12/05
64022	Haitong Int'l Sec	China Life R Bull CBBC Sep 2017 A	0.2500	20.7800	21.3800	2017/09/28	40,000,000	2016/12/05
64023	Haitong Int'l Sec	CNOOC R Bull CBBC Oct 2017 B	0.2500	9.3800	9.6800	2017/10/26	40,000,000	2016/12/05
64031	Haitong Int'l Sec	Galaxy Ent R Bull CBBC Oct 2017 A	0.2500	34.28 per 100 units	35.08 per 100 units	2017/10/25	60,000,000	2016/12/05
64024	Haitong Int'l Sec	PICC P&C R Bull CBBC Sep 2017 A	0.2500	11.6800	12.2800	2017/09/27	40,000,000	2016/12/05
64033	Haitong Int'l Sec	Ping An R Bull CBBC Oct 2017 B	0.2500	40.88 per 100 units	41.58 per 100 units	2017/10/20	60,000,000	2016/12/05
64109	J P Morgan SP BV	CSOP A50 ETF R Bull CBBC Oct 2017 C	0.2500	11.3800	11.4800	2017/10/20	80,000,000	2016/12/05
64110	J P Morgan SP BV	A50 China R Bull CBBC Sep 2017 B	0.2500	11.2800	11.3800	2017/09/15	80,000,000	2016/12/05
64101	J P Morgan SP BV	HSI R Bull CBBC Oct 2017 P	0.2500	22,785 per 10,000 units	22,885 per 10,000 units	2017/10/30	200,000,000	2016/12/05
64121	J P Morgan SP BV	HSI R Bull CBBC Jan 2018 Z	0.2500	22,468 per 10,000 units	22,568 per 10,000 units	2018/01/30	200,000,000	2016/12/05
64100	J P Morgan SP BV	HSI R Bear CBBC Mar 2017 S	0.2500	22,948 per 10,000 units	22,848 per 10,000 units	2017/03/30	200,000,000	2016/12/05
64108	J P Morgan SP BV	Tencent R Bull CBBC Sep 2017 G	0.2500	190.38 per 100 units	192.88 per 100 units	2017/09/15	60,000,000	2016/12/05
64044	SG Issuer	BOC HK R Bull CBBC Apr 2018 A	0.2500	26.58 per 100 units	27.18 per 100 units	2018/04/27	100,000,000	2016/12/05

Newly listed callable bull/bear contracts (continued)

Code	Issuer	Name of issue	Issue prices (HK\$)	Strike price (HKD) / Strike level per 10 units	Call price (HKD) / Call level per 10 units	Expiry date	No. of issue (units)	Listing date
64045	SG Issuer	COVS R Bull CBBC Jul 2018 A	0.2500	20.48 per 100 units	21.08 per 100 units	2018/07/30	100,000,000	2016/12/05
64046	SG Issuer	CSA50 R Bull CBBC Aug 2018 A	0.2500	11.3800	11.4800	2018/08/30	40,000,000	2016/12/05
64048	SG Issuer	A50 R Bull CBBC Aug 2018 A	0.2500	11.1800	11.2800	2018/08/30	40,000,000	2016/12/05
64089	SG Issuer	HSI R Bull CBBC Mar 2018 I	0.2500	22,708 per 10,000 units	22,808 per 10,000 units	2018/03/28	200,000,000	2016/12/05
64098	SG Issuer	HSI R Bear CBBC Mar 2017 H	0.2500	23,038 per 12,000 units	22,938 per 12,000 units	2017/03/30	200,000,000	2016/12/05
64051	SG Issuer	Ping An R Bull CBBC Dec 2018 A	0.2500	42.48 per 100 units	43.08 per 100 units	2018/12/28	100,000,000	2016/12/05
64052	SG Issuer	SHK Ppt P R Bull CBBC Dec 2018 A	0.2500	83.58 per 100 units	85.08 per 100 units	2018/12/28	100,000,000	2016/12/05
64053	SG Issuer	SHK Ppt P R Bear CBBC Jun 2017 B	0.2500	113.38 per 100 units	111.88 per 100 units	2017/06/29	100,000,000	2016/12/05
64058	SG Issuer	Tencent R Bull CBBC Nov 2018 C	0.2500	191.58 per 100 units	193.08 per 100 units	2018/11/29	100,000,000	2016/12/05
64085	UBS AG	HSI R Bull CBBC Nov 2017 M	0.2500	22,685 per 12,000 units	22,885 per 12,000 units	2017/11/29	250,000,000	2016/12/05
64084	UBS AG	HSI R Bear CBBC Mar 2017 T	0.2500	23,100 per 12,000 units	22,900 per 12,000 units	2017/03/30	250,000,000	2016/12/05
64078	UBS AG	HSI R Bear CBBC May 2017 A	0.2500	22,924 per 14,000 units	22,724 per 14,000 units	2017/05/29	300,000,000	2016/12/05
64145	Credit Suisse AG	HSI R Bull CBBC Oct 2017 F	0.2500	22,600 per 15,000 units	22,800 per 15,000 units	2017/10/30	300,000,000	2016/12/06
64144	Credit Suisse AG	HSI R Bear CBBC Mar 2017 V	0.2500	23,100 per 10,000 units	22,900 per 10,000 units	2017/03/30	200,000,000	2016/12/06
64147	Credit Suisse AG	HSI R Bear CBBC Apr 2017 G	0.2500	22,938 per 12,000 units	22,738 per 12,000 units	2017/04/27	200,000,000	2016/12/06
64164	Goldman Sachs SP (Asia)	HSI R Bear CBBC Apr 2017 J	0.2500	22,950 per 10,000 units	22,750 per 10,000 units	2017/04/27	200,000,000	2016/12/06
64135	HK Bank	ABC R Bear CBBC Nov 2017 A	0.2500	3.6600	3.5800	2017/11/30	40,000,000	2016/12/06
64142	HK Bank	CSOP A50 ETF R Bull CBBC Aug 2017 A	0.2500	11.4800	11.5800	2017/08/31	50,000,000	2016/12/06
64143	HK Bank	Galaxy Ent R Bull CBBC Nov 2017 E	0.2500	35.48 per 100 units	36.28 per 100 units	2017/11/13	60,000,000	2016/12/06
64141	HK Bank	HSCEI R Bull CBBC Oct 2017 D	0.2500	9,538 per 10,000 units	9,638 per 10,000 units	2017/10/30	60,000,000	2016/12/06
64140	HK Bank	HSI R Bull CBBC Aug 2017 O	0.2500	22,498 per 15,000 units	22,698 per 15,000 units	2017/08/30	100,000,000	2016/12/06
64133	HK Bank	ICBC R Bull CBBC Aug 2017 D	0.2500	4.4800	4.5800	2017/08/31	50,000,000	2016/12/06
64136	HK Bank	PICCC P&C R Bull CBBC Oct 2017 B	0.2500	11.6300	12.1800	2017/10/31	40,000,000	2016/12/06
64139	HK Bank	China Vanke R Bull CBBC Jul 2017 A	0.2500	21.0800	21.8800	2017/07/31	40,000,000	2016/12/06
64191	J P Morgan SP BV	BOCL R Bull CBBC Sep 2017 B	0.2500	3.3000	3.3800	2017/09/15	200,000,000	2016/12/06
64201	J P Morgan SP BV	HSCEI R Bull CBBC Dec 2017 C	0.2500	9,400 per 10,000 units	9,500 per 10,000 units	2017/12/28	100,000,000	2016/12/06
64165	J P Morgan SP BV	HSI R Bull CBBC Nov 2017 C	0.2500	22,600 per 10,000 units	22,800 per 10,000 units	2017/11/29	200,000,000	2016/12/06
64168	J P Morgan SP BV	HSI R Bull CBBC Jan 2018 Q	0.2500	22,368 per 10,000 units	22,468 per 10,000 units	2018/01/30	200,000,000	2016/12/06
64171	J P Morgan SP BV	HSI R Bear CBBC Mar 2017 T	0.2500	23,100 per 10,000 units	22,900 per 10,000 units	2017/03/30	200,000,000	2016/12/06
64190	J P Morgan SP BV	ICBC R Bull CBBC Sep 2017 A	0.2500	4.2800	4.3800	2017/09/15	200,000,000	2016/12/06
64197	J P Morgan SP BV	Lenovo R Bull CBBC Dec 2017 B	0.2500	4.0300	4.1800	2017/12/15	100,000,000	2016/12/06
64155	SG Issuer	HSI R Bull CBBC Mar 2018 O	0.2500	22,458 per 10,000 units	22,658 per 10,000 units	2018/03/28	200,000,000	2016/12/06
64156	SG Issuer	HSI R Bear CBBC Mar 2017 I	0.2500	22,938 per 12,000 units	22,838 per 12,000 units	2017/03/30	200,000,000	2016/12/06
64160	SG Issuer	Tencent R Bull CBBC Nov 2018 D	0.2500	188.58 per 100 units	190.08 per 100 units	2018/11/29	100,000,000	2016/12/06
64161	SG Issuer	Tencent R Bear CBBC Aug 2018 A	0.2500	199.38 per 100 units	197.88 per 100 units	2018/08/30	100,000,000	2016/12/06
64149	UBS AG	HSI R Bull CBBC Sep 2017 K	0.2500	22,630 per 10,000 units	22,830 per 10,000 units	2017/09/28	200,000,000	2016/12/06
64150	UBS AG	HSI R Bear CBBC Mar 2017 U	0.2500	22,938 per 12,000 units	22,738 per 12,000 units	2017/03/30	250,000,000	2016/12/06
64154	UBS AG	HSI R Bear CBBC May 2017 B	0.2500	23,150 per 10,000 units	22,950 per 10,000 units	2017/05/29	200,000,000	2016/12/06
64237	BNP Paribas Arbit Issu B.V.	A50 Ch R Bull CBBC Dec 2017 B	0.2500	10.7000	11.0000	2017/12/29	60,000,000	2016/12/07
64220	BNP Paribas Arbit Issu B.V.	HSCEI R Bull CBBC Nov 2017 B	0.2500	9,000 per 10,000 units	9,200 per 10,000 units	2017/11/29	100,000,000	2016/12/07
64234	BNP Paribas Arbit Issu B.V.	HSCEI R Bull CBBC Dec 2017 B	0.2500	9,200 per 10,000 units	9,400 per 10,000 units	2017/12/28	100,000,000	2016/12/07
64216	BNP Paribas Arbit Issu B.V.	HSI R Bear CBBC Apr 2017 D	0.2500	23,000 per 10,000 units	22,800 per 10,000 units	2017/04/27	250,000,000	2016/12/07
64242	Credit Suisse AG	HSI R Bull CBBC Nov 2017 L	0.2500	22,589 per 12,000 units	22,789 per 12,000 units	2017/11/29	200,000,000	2016/12/07

Newly listed callable bull/bear contracts (continued)

Code	Issuer	Name of issue	Issue prices (HK\$)	Strike price (HKD) / Strike level per 10 units	Call price (HKD) / Call level per 10 units	Expiry date	No. of issue (units)	Listing date
64240	Credit Suisse AG	HSI R Bear CBBC Apr 2017 H	0.2500	23,150 per 12,000 units	22,950 per 12,000 units	2017/04/27	200,000,000	2016/12/07
64210	HK Bank	A50 R Bull CBBC Jan 2018 A	0.2500	11.3200	11.4200	2018/01/15	50,000,000	2016/12/07
64253	J P Morgan SP BV	CUni R Bull CBBC Oct 2017 A	0.2500	8.6800	8.8800	2017/10/20	80,000,000	2016/12/07
64252	J P Morgan SP BV	China Life R Bear CBBC Nov 2017 A	0.2500	24.58 per 100 units	24.08 per 100 units	2017/11/17	200,000,000	2016/12/07
64247	J P Morgan SP BV	HSI R Bear CBBC Mar 2017 U	0.2500	22,848 per 10,000 units	22,748 per 10,000 units	2017/03/30	200,000,000	2016/12/07
64207	SG Issuer	CUni R Bull CBBC Oct 2018 B	0.2500	8.4800	8.6800	2018/10/30	40,000,000	2016/12/07
64211	SG Issuer	CUni R Bull CBBC Oct 2018 C	0.2500	8.8800	9.0800	2018/10/30	40,000,000	2016/12/07
64214	SG Issuer	CUni R Bear CBBC Oct 2018 A	0.2500	11.2800	11.0800	2018/10/30	40,000,000	2016/12/07
64269	SG Issuer	HSI R Bull CBBC Mar 2018 S	0.2500	22,408 per 12,000 units	22,608 per 12,000 units	2018/03/28	200,000,000	2016/12/07
64274	SG Issuer	HSI R Bull CBBC Mar 2018 V	0.2500	22,658 per 12,000 units	22,758 per 12,000 units	2018/03/28	200,000,000	2016/12/07
64279	SG Issuer	HSI R Bear CBBC Mar 2017 C	0.2500	22,988 per 10,000 units	22,888 per 10,000 units	2017/03/30	200,000,000	2016/12/07
64275	SG Issuer	HSI R Bear CBBC Mar 2017 J	0.2500	22,890 per 10,000 units	22,790 per 10,000 units	2017/03/30	200,000,000	2016/12/07
64283	SG Issuer	HSI R Bear CBBC Mar 2017 K	0.2500	23,108 per 10,000 units	23,008 per 10,000 units	2017/03/30	200,000,000	2016/12/07
64246	UBS AG	HSCEI R Bull CBBC Dec 2017 A	0.2500	9,488 per 10,000 units	9,588 per 10,000 units	2017/12/28	100,000,000	2016/12/07
64244	UBS AG	HSI R Bull CBBC Dec 2017 O	0.2500	22,589 per 10,000 units	22,789 per 10,000 units	2017/12/28	200,000,000	2016/12/07
64209	UBS AG	HSI R Bear CBBC Apr 2017 Q	0.2500	23,000 per 12,000 units	22,800 per 12,000 units	2017/04/27	250,000,000	2016/12/07
64312	BNP Paribas Arbit Issu B.V.	HSI R Bull CBBC Nov 2017 N	0.2500	22,700 per 10,000 units	22,900 per 10,000 units	2017/11/29	250,000,000	2016/12/08
64295	BNP Paribas Arbit Issu B.V.	HSI R Bear CBBC Apr 2017 E	0.2500	23,200 per 10,000 units	23,000 per 10,000 units	2017/04/27	250,000,000	2016/12/08
64330	Credit Suisse AG	HSI R Bull CBBC Nov 2017 E	0.2500	22,746 per 12,000 units	22,946 per 12,000 units	2017/11/29	200,000,000	2016/12/08
64315	Credit Suisse AG	HSI R Bear CBBC Apr 2017 I	0.2500	22,990 per 10,000 units	22,790 per 10,000 units	2017/04/27	200,000,000	2016/12/08
64316	Credit Suisse AG	HSI R Bear CBBC Apr 2017 L	0.2500	23,200 per 12,000 units	23,000 per 12,000 units	2017/04/27	200,000,000	2016/12/08
64375	Goldman Sachs SP (Asia)	HSI R Bull CBBC Dec 2017 F	0.2500	22,678 per 10,000 units	22,878 per 10,000 units	2017/12/28	200,000,000	2016/12/08
64284	Goldman Sachs SP (Asia)	HSI R Bear CBBC Mar 2017 W	0.2500	23,200 per 10,000 units	23,000 per 10,000 units	2017/03/30	200,000,000	2016/12/08
64291	Goldman Sachs SP (Asia)	HSI R Bear CBBC Apr 2017 K	0.2500	23,050 per 10,000 units	22,850 per 10,000 units	2017/04/27	200,000,000	2016/12/08
64296	HK Bank	CUni R Bull CBBC Oct 2017 A	0.2500	8.7800	8.9800	2017/10/17	40,000,000	2016/12/08
64301	HK Bank	CUni R Bear CBBC Mar 2017 A	0.2500	10.5800	10.3800	2017/03/28	40,000,000	2016/12/08
64453	J P Morgan SP BV	AIA R Bull CBBC Nov 2017 B	0.2500	44.28 per 100 units	44.88 per 100 units	2017/11/17	100,000,000	2016/12/08
64399	J P Morgan SP BV	HSI R Bull CBBC Nov 2017 E	0.2500	22,846 per 10,000 units	22,946 per 10,000 units	2017/11/29	200,000,000	2016/12/08
64398	J P Morgan SP BV	HSI R Bear CBBC Mar 2017 V	0.2500	23,048 per 10,000 units	22,948 per 10,000 units	2017/03/30	200,000,000	2016/12/08
64303	SG Issuer	CSA50 R Bull CBBC Jun 2018 A	0.2500	11.7800	11.8800	2018/06/28	40,000,000	2016/12/08
64311	SG Issuer	CSA50 R Bear CBBC Aug 2017 A	0.2500	14.5800	14.4800	2017/08/30	40,000,000	2016/12/08
64377	SG Issuer	HSI R Bull CBBC Mar 2018 E	0.2500	22,758 per 12,000 units	22,858 per 12,000 units	2018/03/28	200,000,000	2016/12/08
64391	SG Issuer	HSI R Bear CBBC Mar 2017 N	0.2500	23,008 per 10,000 units	22,908 per 10,000 units	2017/03/30	200,000,000	2016/12/08
64368	UBS AG	HSI R Bull CBBC Oct 2017 B	0.2500	22,746 per 12,000 units	22,946 per 12,000 units	2017/10/30	250,000,000	2016/12/08
64348	UBS AG	HSI R Bear CBBC Mar 2017 W	0.2500	23,050 per 10,000 units	22,850 per 10,000 units	2017/03/30	200,000,000	2016/12/08
64367	UBS AG	HSI R Bear CBBC Apr 2017 R	0.2500	23,200 per 12,000 units	23,000 per 12,000 units	2017/04/27	250,000,000	2016/12/08
64456	BNP Paribas Arbit Issu B.V.	HSI R Bull CBBC Nov 2017 O	0.2500	22,500 per 10,000 units	22,700 per 10,000 units	2017/11/29	250,000,000	2016/12/09
64517	BNP Paribas Arbit Issu B.V.	HSI R Bull CBBC Dec 2017 L	0.2500	22,400 per 10,000 units	22,600 per 10,000 units	2017/12/28	250,000,000	2016/12/09
64525	BNP Paribas Arbit Issu B.V.	HSI R Bear CBBC Mar 2017 Z	0.2500	22,900 per 10,000 units	22,700 per 10,000 units	2017/03/30	250,000,000	2016/12/09
64546	BNP Paribas Arbit Issu B.V.	HSI R Bear CBBC Apr 2017 F	0.2500	22,800 per 10,000 units	22,600 per 10,000 units	2017/04/27	250,000,000	2016/12/09
64540	Credit Suisse AG	HSI R Bull CBBC Sep 2017 G	0.2500	22,500 per 12,000 units	22,700 per 12,000 units	2017/09/28	200,000,000	2016/12/09
64532	Credit Suisse AG	HSI R Bull CBBC Nov 2017 S	0.2500	22,650 per 12,000 units	22,850 per 12,000 units	2017/11/29	200,000,000	2016/12/09
64543	Credit Suisse AG	HSI R Bull CBBC Dec 2017 O	0.2500	22,388 per 10,000 units	22,588 per 10,000 units	2017/12/28	200,000,000	2016/12/09

Newly listed callable bull/bear contracts (continued)

Code	Issuer	Name of issue	Issue prices (HK\$)	Strike price (HKD) / Strike level per 10 units	Call price (HKD) / Call level per 10 units	Expiry date	No. of issue (units)	Listing date
64549	Credit Suisse AG	HSI R Bear CBBC Apr 2017 O	0.2500	22,765 per 12,000 units	22,565 per 12,000 units	2017/04/27	200,000,000	2016/12/09
64551	Credit Suisse AG	HSI R Bear CBBC Jun 2017 A	0.2500	22,900 per 15,000 units	22,700 per 15,000 units	2017/06/29	300,000,000	2016/12/09
64508	Bank of East Asia	AIA R Bull CBBC Nov 2017 B	0.5000	42.2000	42.8000	2017/11/07	20,000,000	2016/12/09
64509	Bank of East Asia	CUni R Bull CBBC Nov 2017 A	0.2500	8.6800	8.8800	2017/11/07	40,000,000	2016/12/09
64512	Bank of East Asia	China Life R Bull CBBC Nov 2017 B	0.3500	20.4800	20.8800	2017/11/07	30,000,000	2016/12/09
64506	Bank of East Asia	A50 China R Bull CBBC Nov 2017 A	0.2500	11.0800	11.1800	2017/11/07	40,000,000	2016/12/09
64473	Goldman Sachs SP (Asia)	HSI R Bull CBBC Oct 2017 C	0.2500	22,600 per 10,000 units	22,700 per 10,000 units	2017/10/30	200,000,000	2016/12/09
64557	Goldman Sachs SP (Asia)	HSI R Bull CBBC Oct 2017 D	0.2500	22,450 per 10,000 units	22,550 per 10,000 units	2017/10/30	200,000,000	2016/12/09
64564	Goldman Sachs SP (Asia)	HSI R Bear CBBC Apr 2017 L	0.2500	22,665 per 10,000 units	22,565 per 10,000 units	2017/04/27	200,000,000	2016/12/09
64499	HK Bank	HSI R Bear CBBC Mar 2017 U	0.2500	22,988 per 15,000 units	22,788 per 15,000 units	2017/03/30	100,000,000	2016/12/09
64504	HK Bank	HSI R Bear CBBC Apr 2017 T	0.2500	23,188 per 15,000 units	22,988 per 15,000 units	2017/04/27	100,000,000	2016/12/09
64567	J P Morgan SP BV	HSI R Bull CBBC Nov 2017 F	0.2500	22,668 per 10,000 units	22,768 per 10,000 units	2017/11/29	200,000,000	2016/12/09
64570	J P Morgan SP BV	HSI R Bear CBBC Mar 2017 W	0.2500	22,665 per 10,000 units	22,565 per 10,000 units	2017/03/30	200,000,000	2016/12/09
64571	J P Morgan SP BV	HSI R Bear CBBC Mar 2017 X	0.2500	23,200 per 10,000 units	23,000 per 10,000 units	2017/03/30	200,000,000	2016/12/09
64577	J P Morgan SP BV	Tencent R Bear CBBC Oct 2017 C	0.2500	196.08 per 100 units	194.08 per 100 units	2017/10/20	40,000,000	2016/12/09
64474	SG Issuer	CMob R Bull CBBC Jul 2018 B	0.2500	81.88 per 100 units	83.08 per 100 units	2018/07/30	100,000,000	2016/12/09
64482	SG Issuer	CNOOC R Bull CBBC Oct 2018 A	0.2500	9.2800	9.4800	2018/10/30	40,000,000	2016/12/09
64485	SG Issuer	CNOOC R Bull CBBC Dec 2018 A	0.2500	9.6800	9.8800	2018/12/28	40,000,000	2016/12/09
64494	SG Issuer	CP&CC R Bull CBBC Dec 2018 A	0.2500	5.2300	5.3800	2018/12/28	40,000,000	2016/12/09
64579	SG Issuer	HSI R Bull CBBC Mar 2018 G	0.2500	22,358 per 10,000 units	22,558 per 10,000 units	2018/03/28	200,000,000	2016/12/09
64588	SG Issuer	HSI R Bull CBBC Mar 2018 T	0.2500	22,408 per 12,000 units	22,508 per 12,000 units	2018/03/28	200,000,000	2016/12/09
64590	SG Issuer	HSI R Bear CBBC Mar 2017 D	0.2500	22,788 per 10,000 units	22,688 per 10,000 units	2017/03/30	200,000,000	2016/12/09
64589	SG Issuer	HSI R Bear CBBC Mar 2017 X	0.2500	22,688 per 10,000 units	22,588 per 10,000 units	2017/03/30	200,000,000	2016/12/09
64493	SG Issuer	PetroChina R Bull CBBC Oct 2018 A	0.2500	4.9800	5.1800	2018/10/30	40,000,000	2016/12/09
64497	SG Issuer	Tencent R Bull CBBC Sep 2018 C	0.2500	189.58 per 100 units	191.08 per 100 units	2018/09/27	100,000,000	2016/12/09
64591	UBS AG	HSI R Bull CBBC Sep 2017 L	0.2500	22,678 per 14,000 units	22,878 per 14,000 units	2017/09/28	300,000,000	2016/12/09
64593	UBS AG	HSI R Bull CBBC Oct 2017 H	0.2500	22,500 per 12,000 units	22,700 per 12,000 units	2017/10/30	250,000,000	2016/12/09
64595	UBS AG	HSI R Bear CBBC Mar 2017 E	0.2500	22,765 per 12,000 units	22,565 per 12,000 units	2017/03/30	250,000,000	2016/12/09
64602	UBS AG	HSI R Bear CBBC Mar 2017 X	0.2500	22,900 per 12,000 units	22,700 per 12,000 units	2017/03/30	250,000,000	2016/12/09
64594	UBS AG	Ping An R Bull CBBC Aug 2017 B	0.2500	39.38 per 100 units	39.98 per 100 units	2017/08/21	100,000,000	2016/12/09
64711	BNP Paribas Arbit Issu B.V.	HSI R Bull CBBC Nov 2017 Q	0.2500	22,300 per 10,000 units	22,500 per 10,000 units	2017/11/29	250,000,000	2016/12/12
64632	BNP Paribas Arbit Issu B.V.	HSI R Bull CBBC Dec 2017 M	0.2500	22,200 per 10,000 units	22,400 per 10,000 units	2017/12/28	250,000,000	2016/12/12
64697	Credit Suisse AG	HSI R Bull CBBC Aug 2017 I	0.2500	22,188 per 15,000 units	22,388 per 15,000 units	2017/08/30	300,000,000	2016/12/12
64691	Credit Suisse AG	HSI R Bull CBBC Dec 2017 Q	0.2500	22,300 per 12,000 units	22,500 per 12,000 units	2017/12/28	200,000,000	2016/12/12
64698	Credit Suisse AG	HSI R Bear CBBC Mar 2017 Z	0.2500	22,685 per 12,000 units	22,485 per 12,000 units	2017/03/30	200,000,000	2016/12/12
64695	Credit Suisse AG	HSI R Bear CBBC Apr 2017 P	0.2500	22,800 per 10,000 units	22,600 per 10,000 units	2017/04/27	200,000,000	2016/12/12
64604	Goldman Sachs SP (Asia)	HSI R Bull CBBC Oct 2017 E	0.2500	22,300 per 10,000 units	22,500 per 10,000 units	2017/10/30	200,000,000	2016/12/12
64635	Goldman Sachs SP (Asia)	HSI R Bear CBBC Apr 2017 M	0.2500	22,585 per 10,000 units	22,485 per 10,000 units	2017/04/27	200,000,000	2016/12/12
64710	Goldman Sachs SP (Asia)	HSI R Bear CBBC Apr 2017 N	0.2500	22,850 per 10,000 units	22,650 per 10,000 units	2017/04/27	200,000,000	2016/12/12
64617	HK Bank	PetCh R Bear CBBC Nov 2017 A	0.2500	6.8800	6.6800	2017/11/17	40,000,000	2016/12/12
64627	HK Bank	Sands China R Bear CBBC Nov 2017 A	0.2500	40.18 per 100 units	39.38 per 100 units	2017/11/17	40,000,000	2016/12/12
64608	HK Bank	Tencent R Bear CBBC Mar 2017 F	0.2500	197.88 per 100 units	195.88 per 100 units	2017/03/31	40,000,000	2016/12/12
64717	J P Morgan SP BV	HKEX R Bear CBBC Jul 2017 C	0.2500	208.08 per 100 units	206.08 per 100 units	2017/07/21	40,000,000	2016/12/12

Newly listed callable bull/bear contracts (continued)

Code	Issuer	Name of issue	Issue prices (HK\$)	Strike price (HKD) / Strike level per 10 units	Call price (HKD) / Call level per 10 units	Expiry date	No. of issue (units)	Listing date
64681	J P Morgan SP BV	HSI R Bull CBBC Nov 2017 G	0.2500	22,300 per 10,000 units	22,500 per 10,000 units	2017/11/29	200,000,000	2016/12/12
64689	J P Morgan SP BV	HSI R Bear CBBC Mar 2017 Y	0.2500	22,585 per 10,000 units	22,485 per 10,000 units	2017/03/30	200,000,000	2016/12/12
64726	J P Morgan SP BV	HSI R Bear CBBC Mar 2017 Z	0.2500	22,900 per 10,000 units	22,700 per 10,000 units	2017/03/30	200,000,000	2016/12/12
64719	J P Morgan SP BV	Tencent R Bull CBBC Oct 2017 F	0.2500	184.78 per 100 units	187.28 per 100 units	2017/10/20	60,000,000	2016/12/12
64720	J P Morgan SP BV	Tencent R Bull CBBC Nov 2017 F	0.2500	178.78 per 100 units	181.28 per 100 units	2017/11/17	60,000,000	2016/12/12
64703	SG Issuer	HSI R Bull CBBC Mar 2018 B	0.2500	22,358 per 10,000 units	22,458 per 10,000 units	2018/03/28	200,000,000	2016/12/12
64702	SG Issuer	HSI R Bull CBBC Mar 2018 X	0.2500	22,308 per 10,000 units	22,408 per 10,000 units	2018/03/28	200,000,000	2016/12/12
64705	SG Issuer	HSI R Bear CBBC Mar 2017 M	0.2500	22,638 per 10,000 units	22,538 per 10,000 units	2017/03/30	200,000,000	2016/12/12
64706	SG Issuer	HSI R Bear CBBC Mar 2017 T	0.2500	22,738 per 10,000 units	22,638 per 10,000 units	2017/03/30	200,000,000	2016/12/12
64701	UBS AG	HSI R Bull CBBC Nov 2017 N	0.2500	22,200 per 12,000 units	22,400 per 12,000 units	2017/11/29	250,000,000	2016/12/12
64699	UBS AG	HSI R Bull CBBC Dec 2017 W	0.2500	22,364 per 12,000 units	22,564 per 12,000 units	2017/12/28	250,000,000	2016/12/12
64713	UBS AG	HSI R Bear CBBC Mar 2017 I	0.2500	22,685 per 12,000 units	22,485 per 12,000 units	2017/03/30	250,000,000	2016/12/12
64714	UBS AG	HSI R Bear CBBC Apr 2017 S	0.2500	22,850 per 10,000 units	22,650 per 10,000 units	2017/04/27	200,000,000	2016/12/12
64793	Credit Suisse AG	HSBC R Bull CBBC Nov 2017 E	0.2500	59.48 per 100 units	60.98 per 100 units	2017/11/23	50,000,000	2016/12/13
64794	Credit Suisse AG	HSBC R Bull CBBC Nov 2017 F	0.2500	61.58 per 100 units	63.08 per 100 units	2017/11/24	50,000,000	2016/12/13
64799	Credit Suisse AG	HSI R Bull CBBC Sep 2017 H	0.2500	22,250 per 10,000 units	22,450 per 10,000 units	2017/09/28	200,000,000	2016/12/13
64795	Credit Suisse AG	HSI R Bull CBBC Nov 2017 C	0.2500	22,468 per 10,000 units	22,668 per 10,000 units	2017/11/29	200,000,000	2016/12/13
64787	Credit Suisse AG	HSI R Bear CBBC Mar 2017 U	0.2500	22,728 per 10,000 units	22,528 per 10,000 units	2017/03/30	200,000,000	2016/12/13
64788	Credit Suisse AG	HSI R Bear CBBC Apr 2017 J	0.2500	22,850 per 12,000 units	22,650 per 12,000 units	2017/04/27	200,000,000	2016/12/13
64781	Bank of East Asia	Galaxy Ent R Bull CBBC Dec 2017 E	0.5000	34.8800	35.6800	2017/12/18	20,000,000	2016/12/13
64815	Bank of East Asia	HKEX R Bull CBBC Dec 2017 C	0.3500	184.28 per 100 units	186.28 per 100 units	2017/12/18	30,000,000	2016/12/13
64818	Bank of East Asia	PICC P&C R Bull CBBC Dec 2017 A	0.2500	11.6800	12.1800	2017/12/18	40,000,000	2016/12/13
64780	Bank of East Asia	Tencent R Bull CBBC Dec 2017 E	0.3500	174.80 per 100 units	176.80 per 100 units	2017/12/18	30,000,000	2016/12/13
64813	Goldman Sachs SP (Asia)	HSI R Bull CBBC Nov 2017 B	0.2500	22,300 per 10,000 units	22,400 per 10,000 units	2017/11/29	200,000,000	2016/12/13
64800	Goldman Sachs SP (Asia)	HSI R Bull CBBC Dec 2017 V	0.2500	22,400 per 10,000 units	22,600 per 10,000 units	2017/12/28	200,000,000	2016/12/13
64749	HK Bank	AIA R Bear CBBC Jun 2017 B	0.2500	49.48 per 100 units	48.88 per 100 units	2017/06/30	40,000,000	2016/12/13
64741	HK Bank	China Life R Bear CBBC Apr 2017 C	0.2500	23.8800	23.4800	2017/04/13	40,000,000	2016/12/13
64740	HK Bank	HKEX R Bull CBBC Dec 2017 A	0.3000	169.88 per 100 units	171.88 per 100 units	2017/12/22	50,000,000	2016/12/13
64736	HK Bank	HKEX R Bear CBBC Mar 2017 E	0.2500	205.88 per 100 units	203.88 per 100 units	2017/03/30	40,000,000	2016/12/13
64730	HK Bank	HSI R Bull CBBC Sep 2017 O	0.2500	22,388 per 15,000 units	22,588 per 15,000 units	2017/09/28	100,000,000	2016/12/13
64830	J P Morgan SP BV	HSBC R Bull CBBC Nov 2017 G	0.2500	59.38 per 100 units	60.88 per 100 units	2017/11/17	100,000,000	2016/12/13
64826	J P Morgan SP BV	HSI R Bull CBBC Oct 2017 O	0.2500	22,568 per 10,000 units	22,668 per 10,000 units	2017/10/30	200,000,000	2016/12/13
64829	J P Morgan SP BV	HSI R Bull CBBC Dec 2017 G	0.2500	22,200 per 10,000 units	22,400 per 10,000 units	2017/12/28	200,000,000	2016/12/13
64820	J P Morgan SP BV	HSI R Bear CBBC Mar 2017 D	0.2500	22,800 per 10,000 units	22,600 per 10,000 units	2017/03/30	200,000,000	2016/12/13
64768	SG Issuer	A50 R Bear CBBC Jul 2017 A	0.2500	12.5800	12.4800	2017/07/28	40,000,000	2016/12/13
64879	SG Issuer	HKEX R Bear CBBC Jun 2017 B	0.2500	204.88 per 100 units	202.88 per 100 units	2017/06/29	100,000,000	2016/12/13
64884	SG Issuer	HKEX R Bear CBBC Aug 2017 B	0.2500	208.88 per 100 units	206.88 per 100 units	2017/08/30	100,000,000	2016/12/13
64751	SG Issuer	HSBC R Bull CBBC Sep 2018 E	0.2500	57.58 per 100 units	59.08 per 100 units	2018/09/27	100,000,000	2016/12/13
64766	SG Issuer	HSBC R Bull CBBC Nov 2018 E	0.2500	59.58 per 100 units	61.08 per 100 units	2018/11/29	100,000,000	2016/12/13
64863	SG Issuer	HSI R Bull CBBC Mar 2018 C	0.2500	22,558 per 12,000 units	22,658 per 12,000 units	2018/03/28	200,000,000	2016/12/13
64862	SG Issuer	HSI R Bull CBBC Mar 2018 H	0.2500	22,508 per 10,000 units	22,608 per 10,000 units	2018/03/28	200,000,000	2016/12/13
64867	SG Issuer	HSI R Bear CBBC Mar 2017 U	0.2500	22,838 per 12,000 units	22,738 per 12,000 units	2017/03/30	200,000,000	2016/12/13
64840	UBS AG	HSI R Bull CBBC Sep 2017 P	0.2500	22,450 per 10,000 units	22,650 per 10,000 units	2017/09/28	200,000,000	2016/12/13

Newly listed callable bull/bear contracts (continued)

Code	Issuer	Name of issue	Issue prices (HK\$)	Strike price (HKD) / Strike level per 10 units	Call price (HKD) / Call level per 10 units	Expiry date	No. of issue (units)	Listing date
64848	UBS AG	HSI R Bull CBBC Oct 2017 J	0.2500	22,300 per 10,000 units	22,500 per 10,000 units	2017/10/30	200,000,000	2016/12/13
64832	UBS AG	HSI R Bear CBBC Mar 2017 V	0.2500	22,706 per 10,000 units	22,506 per 10,000 units	2017/03/30	200,000,000	2016/12/13
64837	UBS AG	HSI R Bear CBBC Mar 2017 Z	0.2500	22,950 per 12,000 units	22,750 per 12,000 units	2017/03/30	250,000,000	2016/12/13
65013	Credit Suisse AG	China Mobile R Bull CBBC Oct 2017 A	0.2500	81.92 per 100 units	83.12 per 100 units	2017/10/18	80,000,000	2016/12/14
65014	Credit Suisse AG	China Mobile R Bull CBBC Oct 2017 B	0.2500	79.92 per 100 units	81.12 per 100 units	2017/10/24	80,000,000	2016/12/14
65015	Credit Suisse AG	China Mobile R Bear CBBC Jul 2017 A	0.2500	91.48 per 100 units	90.28 per 100 units	2017/07/05	40,000,000	2016/12/14
65010	Credit Suisse AG	CSOP A50 ETF R Bull CBBC Jun 2017 A	0.2500	11.0200	11.1200	2017/06/28	50,000,000	2016/12/14
65012	Credit Suisse AG	CSOP A50 ETF R Bull CBBC Jun 2017 B	0.2500	11.5800	11.6800	2017/06/16	50,000,000	2016/12/14
65016	Credit Suisse AG	HKEX R Bull CBBC Oct 2017 A	0.2500	182.88 per 100 units	184.88 per 100 units	2017/10/12	50,000,000	2016/12/14
65024	Credit Suisse AG	HKEX R Bull CBBC Oct 2017 B	0.2500	176.88 per 100 units	178.88 per 100 units	2017/10/19	50,000,000	2016/12/14
65028	Credit Suisse AG	HKEX R Bear CBBC Jun 2017 A	0.2500	201.88 per 100 units	199.88 per 100 units	2017/06/22	50,000,000	2016/12/14
64983	Credit Suisse AG	HSBC R Bull CBBC Sep 2017 B	0.2500	63.38 per 100 units	64.88 per 100 units	2017/09/19	70,000,000	2016/12/14
64987	Credit Suisse AG	HSBC R Bear CBBC Jun 2017 A	0.2500	70.38 per 100 units	68.88 per 100 units	2017/06/30	50,000,000	2016/12/14
65007	Credit Suisse AG	HSBC R Bear CBBC Jun 2017 B	0.2500	73.88 per 100 units	72.38 per 100 units	2017/06/26	50,000,000	2016/12/14
64968	Credit Suisse AG	HSI R Bull CBBC Nov 2017 J	0.2500	22,428 per 12,000 units	22,628 per 12,000 units	2017/11/29	200,000,000	2016/12/14
65029	Credit Suisse AG	HSI R Bull CBBC Nov 2017 K	0.2500	22,600 per 10,000 units	22,800 per 10,000 units	2017/11/29	200,000,000	2016/12/14
64960	Credit Suisse AG	HSI R Bear CBBC Apr 2017 N	0.2500	22,950 per 12,000 units	22,750 per 12,000 units	2017/04/27	200,000,000	2016/12/14
65032	Goldman Sachs SP (Asia)	HSI R Bull CBBC Dec 2017 Z	0.2500	22,600 per 10,000 units	22,800 per 10,000 units	2017/12/28	200,000,000	2016/12/14
64886	Goldman Sachs SP (Asia)	HSI R Bear CBBC Mar 2017 H	0.2500	22,800 per 10,000 units	22,700 per 10,000 units	2017/03/30	200,000,000	2016/12/14
64887	HK Bank	CSOP A50 ETF R Bear CBBC Aug 2017 A	0.2500	13.0800	12.9800	2017/08/31	40,000,000	2016/12/14
64893	HK Bank	A50 R Bear CBBC Aug 2017 A	0.2500	12.5800	12.4800	2017/08/31	40,000,000	2016/12/14
65067	J P Morgan SP BV	CSOP A50 ETF R Bear CBBC Nov 2017 A	0.2500	12.6800	12.5800	2017/11/17	80,000,000	2016/12/14
65066	J P Morgan SP BV	A50 China R Bear CBBC Nov 2017 A	0.2500	12.1800	12.0800	2017/11/17	80,000,000	2016/12/14
65059	J P Morgan SP BV	HSBC R Bull CBBC Nov 2017 H	0.2500	61.88 per 100 units	62.88 per 100 units	2017/11/17	100,000,000	2016/12/14
65063	J P Morgan SP BV	HSBC R Bear CBBC Sep 2017 A	0.2500	73.58 per 100 units	72.08 per 100 units	2017/09/15	100,000,000	2016/12/14
65052	J P Morgan SP BV	HSI R Bull CBBC Oct 2017 I	0.2500	22,468 per 10,000 units	22,568 per 10,000 units	2017/10/30	200,000,000	2016/12/14
65046	J P Morgan SP BV	HSI R Bull CBBC Oct 2018 A	0.2500	22,600 per 10,000 units	22,800 per 10,000 units	2018/10/30	200,000,000	2016/12/14
65035	J P Morgan SP BV	HSI R Bear CBBC Mar 2017 H	0.2500	22,848 per 10,000 units	22,748 per 10,000 units	2017/03/30	200,000,000	2016/12/14
64924	SG Issuer	Galaxy R Bull CBBC Oct 2018 B	0.2500	35.28 per 100 units	36.08 per 100 units	2018/10/30	100,000,000	2016/12/14
64932	SG Issuer	HSBC R Bull CBBC Sep 2018 F	0.2500	61.58 per 100 units	63.08 per 100 units	2018/09/27	100,000,000	2016/12/14
65081	SG Issuer	HSI R Bull CBBC Mar 2018 I	0.2500	22,608 per 10,000 units	22,708 per 10,000 units	2018/03/28	200,000,000	2016/12/14
65082	SG Issuer	HSI R Bull CBBC Mar 2018 L	0.2500	22,658 per 12,000 units	22,758 per 12,000 units	2018/03/28	200,000,000	2016/12/14
65089	SG Issuer	HSI R Bear CBBC Mar 2017 G	0.2500	22,938 per 12,000 units	22,838 per 12,000 units	2017/03/30	200,000,000	2016/12/14
65092	SG Issuer	HSI R Bear CBBC Apr 2017 F	0.2500	23,138 per 10,000 units	22,938 per 10,000 units	2017/04/27	200,000,000	2016/12/14
64949	SG Issuer	Sands R Bull CBBC Oct 2018 B	0.2500	35.28 per 100 units	36.08 per 100 units	2018/10/30	100,000,000	2016/12/14
64952	SG Issuer	SHK Ppt P R Bull CBBC Aug 2018 B	0.2500	98.58 per 100 units	100.08 per 100 units	2018/08/30	100,000,000	2016/12/14
64954	SG Issuer	Tencent R Bear CBBC Aug 2017 C	0.2500	195.38 per 100 units	193.88 per 100 units	2017/08/30	100,000,000	2016/12/14
65078	UBS AG	HSI R Bull CBBC Nov 2017 A	0.2500	22,400 per 12,000 units	22,600 per 12,000 units	2017/11/29	250,000,000	2016/12/14
65079	UBS AG	HSI R Bull CBBC Dec 2017 A	0.2500	22,250 per 12,000 units	22,450 per 12,000 units	2017/12/28	250,000,000	2016/12/14
65072	UBS AG	HSI R Bull CBBC Dec 2017 P	0.2500	22,600 per 10,000 units	22,800 per 10,000 units	2017/12/28	200,000,000	2016/12/14
65070	UBS AG	HSI R Bear CBBC Mar 2017 Y	0.2500	23,000 per 14,000 units	22,800 per 14,000 units	2017/03/30	300,000,000	2016/12/14
65101	BNP Paribas Arbit Issu B.V.	HSI R Bear CBBC Mar 2017 L	0.2500	23,100 per 10,000 units	22,900 per 10,000 units	2017/03/30	250,000,000	2016/12/15
65103	BNP Paribas Arbit Issu B.V.	HSI R Bear CBBC Apr 2017 G	0.2500	23,200 per 10,000 units	23,000 per 10,000 units	2017/04/27	250,000,000	2016/12/15

Newly listed callable bull/bear contracts (continued)

Code	Issuer	Name of issue	Issue prices (HK\$)	Strike price (HKD) / Strike level per 10 units	Call price (HKD) / Call level per 10 units	Expiry date	No. of issue (units)	Listing date
65139	Credit Suisse AG	HSI R Bull CBBC Sep 2017 I	0.2500	22,748 per 12,000 units	22,948 per 12,000 units	2017/09/28	200,000,000	2016/12/15
65142	Credit Suisse AG	HSI R Bull CBBC Nov 2017 R	0.2500	22,550 per 12,000 units	22,750 per 12,000 units	2017/11/29	200,000,000	2016/12/15
65133	Credit Suisse AG	HSI R Bear CBBC Mar 2017 L	0.2500	23,150 per 12,000 units	22,950 per 12,000 units	2017/03/30	200,000,000	2016/12/15
65131	Credit Suisse AG	HSI R Bear CBBC Apr 2017 Q	0.2500	23,001 per 10,000 units	22,801 per 10,000 units	2017/04/27	200,000,000	2016/12/15
65124	Goldman Sachs SP (Asia)	HSI R Bull CBBC Oct 2017 F	0.2500	22,848 per 10,000 units	22,948 per 10,000 units	2017/10/30	200,000,000	2016/12/15
65104	Goldman Sachs SP (Asia)	HSI R Bear CBBC Mar 2017 F	0.2500	22,901 per 10,000 units	22,801 per 10,000 units	2017/03/30	200,000,000	2016/12/15
65105	Goldman Sachs SP (Asia)	HSI R Bear CBBC Mar 2017 S	0.2500	23,100 per 10,000 units	23,000 per 10,000 units	2017/03/30	200,000,000	2016/12/15
65106	HK Bank	Geely Auto R Bull CBBC Nov 2017 A	0.2500	7.6800	7.8800	2017/11/30	40,000,000	2016/12/15
65108	HK Bank	Geely Auto R Bear CBBC Nov 2017 A	0.2500	9.4800	9.2800	2017/11/30	40,000,000	2016/12/15
65121	HK Bank	HKEX R Bull CBBC Nov 2017 E	0.3500	166.88 per 100 units	168.88 per 100 units	2017/11/30	50,000,000	2016/12/15
65120	HK Bank	HKEX R Bear CBBC Jul 2017 D	0.2500	200.88 per 100 units	198.88 per 100 units	2017/07/10	40,000,000	2016/12/15
65123	HK Bank	HSI R Bull CBBC Aug 2017 P	0.2500	22,588 per 15,000 units	22,788 per 15,000 units	2017/08/30	100,000,000	2016/12/15
65172	J P Morgan SP BV	Galaxy Ent R Bull CBBC Nov 2017 D	0.2500	35.08 per 100 units	35.88 per 100 units	2017/11/17	150,000,000	2016/12/15
65170	J P Morgan SP BV	HKEX R Bear CBBC Jul 2017 D	0.2500	204.08 per 100 units	202.08 per 100 units	2017/07/21	40,000,000	2016/12/15
65150	J P Morgan SP BV	HSI R Bull CBBC Nov 2017 J	0.2500	22,500 per 10,000 units	22,700 per 10,000 units	2017/11/29	200,000,000	2016/12/15
65149	J P Morgan SP BV	HSI R Bull CBBC Nov 2017 R	0.2500	22,848 per 10,000 units	22,948 per 10,000 units	2017/11/29	200,000,000	2016/12/15
65128	J P Morgan SP BV	HSI R Bear CBBC Mar 2017 J	0.2500	23,100 per 10,000 units	22,900 per 10,000 units	2017/03/30	200,000,000	2016/12/15
65174	SG Issuer	HSI R Bull CBBC Mar 2018 P	0.2500	22,708 per 10,000 units	22,808 per 10,000 units	2018/03/28	200,000,000	2016/12/15
65177	SG Issuer	HSI R Bull CBBC Mar 2018 Q	0.2500	22,758 per 12,000 units	22,858 per 12,000 units	2018/03/28	200,000,000	2016/12/15
65184	SG Issuer	HSI R Bear CBBC Mar 2017 I	0.2500	22,988 per 10,000 units	22,888 per 10,000 units	2017/03/30	200,000,000	2016/12/15
65188	SG Issuer	HSI R Bear CBBC Mar 2017 J	0.2500	23,138 per 12,000 units	23,038 per 12,000 units	2017/03/30	200,000,000	2016/12/15
65169	UBS AG	HSI R Bull CBBC Sep 2017 R	0.2500	22,550 per 12,000 units	22,750 per 12,000 units	2017/09/28	250,000,000	2016/12/15
65166	UBS AG	HSI R Bull CBBC Oct 2017 I	0.2500	22,748 per 12,000 units	22,948 per 12,000 units	2017/10/30	250,000,000	2016/12/15
65162	UBS AG	HSI R Bear CBBC Mar 2017 K	0.2500	23,200 per 12,000 units	23,000 per 12,000 units	2017/03/30	250,000,000	2016/12/15
65152	UBS AG	HSI R Bear CBBC Mar 2017 L	0.2500	23,050 per 12,000 units	22,850 per 12,000 units	2017/03/30	250,000,000	2016/12/15
65215	Credit Suisse AG	HSI R Bull CBBC Sep 2017 F	0.2500	22,650 per 12,000 units	22,850 per 12,000 units	2017/09/28	200,000,000	2016/12/16
65216	Credit Suisse AG	HSI R Bull CBBC Nov 2017 D	0.2500	22,500 per 10,000 units	22,700 per 10,000 units	2017/11/29	200,000,000	2016/12/16
65220	Credit Suisse AG	HSI R Bear CBBC Mar 2017 N	0.2500	23,100 per 12,000 units	22,900 per 12,000 units	2017/03/30	200,000,000	2016/12/16
65219	Credit Suisse AG	HSI R Bear CBBC Apr 2017 R	0.2500	23,250 per 10,000 units	23,050 per 10,000 units	2017/04/27	200,000,000	2016/12/16
65221	Credit Suisse AG	HSI R Bear CBBC Aug 2017 A	0.2500	22,988 per 15,000 units	22,788 per 15,000 units	2017/08/30	200,000,000	2016/12/16
65218	Credit Suisse AG	Tencent R Bear CBBC Jul 2017 A	0.2500	195.38 per 100 units	193.38 per 100 units	2017/07/26	200,000,000	2016/12/16
65208	Goldman Sachs SP (Asia)	HSI R Bull CBBC Dec 2017 U	0.2500	22,600 per 10,000 units	22,700 per 10,000 units	2017/12/28	200,000,000	2016/12/16
65209	Goldman Sachs SP (Asia)	HSI R Bear CBBC Mar 2017 T	0.2500	23,100 per 10,000 units	22,900 per 10,000 units	2017/03/30	200,000,000	2016/12/16
65195	HK Bank	AIA R Bull CBBC Dec 2017 A	0.2500	36.68 per 100 units	37.28 per 100 units	2017/12/22	60,000,000	2016/12/16
65207	HK Bank	Galaxy Ent R Bear CBBC Jul 2017 D	0.2500	38.68 per 100 units	37.88 per 100 units	2017/07/31	40,000,000	2016/12/16
65203	HK Bank	Sands China R Bull CBBC Aug 2017 E	0.2500	32.58 per 100 units	33.38 per 100 units	2017/08/18	60,000,000	2016/12/16
65201	HK Bank	Sands China R Bull CBBC Dec 2017 A	0.2500	28.48 per 100 units	29.28 per 100 units	2017/12/22	60,000,000	2016/12/16
65206	HK Bank	Sands China R Bear CBBC Dec 2017 A	0.2500	38.18 per 100 units	37.38 per 100 units	2017/12/22	40,000,000	2016/12/16
65267	J P Morgan SP BV	Galaxy Ent R Bull CBBC Dec 2017 D	0.2500	33.08 per 100 units	33.88 per 100 units	2017/12/14	150,000,000	2016/12/16
65263	J P Morgan SP BV	HKEX R Bear CBBC Jul 2017 E	0.2500	200.08 per 100 units	198.08 per 100 units	2017/07/21	40,000,000	2016/12/16
65237	J P Morgan SP BV	HSI R Bull CBBC Oct 2017 Z	0.2500	22,668 per 10,000 units	22,768 per 10,000 units	2017/10/30	200,000,000	2016/12/16
65247	J P Morgan SP BV	HSI R Bear CBBC Mar 2017 K	0.2500	23,000 per 10,000 units	22,800 per 10,000 units	2017/03/30	200,000,000	2016/12/16
65264	J P Morgan SP BV	Sands China R Bull CBBC Nov 2017 B	0.2500	30.08 per 100 units	30.88 per 100 units	2017/11/17	150,000,000	2016/12/16

Newly listed callable bull/bear contracts (continued)

Code	Issuer	Name of issue	Issue prices (HK\$)	Strike price (HKD) / Strike level per 10 units	Call price (HKD) / Call level per 10 units	Expiry date	No. of issue (units)	Listing date
65268	J P Morgan SP BV	Tencent R Bull CBBC Nov 2017 G	0.2500	175.78 per 100 units	178.28 per 100 units	2017/11/17	60,000,000	2016/12/16
65212	Macquarie Bank Ltd.	HSBC R Bear CBBC Jan 2018 A	0.2500	71.38 per 100 units	69.88 per 100 units	2018/01/30	40,000,000	2016/12/16
65269	SG Issuer	HSI R Bull CBBC Mar 2018 O	0.2500	22,638 per 10,000 units	22,738 per 10,000 units	2018/03/28	200,000,000	2016/12/16
65272	SG Issuer	HSI R Bear CBBC Mar 2017 C	0.2500	22,988 per 10,000 units	22,788 per 10,000 units	2017/03/30	200,000,000	2016/12/16
65277	SG Issuer	HSI R Bear CBBC Mar 2017 H	0.2500	23,188 per 10,000 units	22,988 per 10,000 units	2017/03/30	200,000,000	2016/12/16
65223	UBS AG	HSI R Bull CBBC Sep 2017 Z	0.2500	22,661 per 12,000 units	22,861 per 12,000 units	2017/09/28	250,000,000	2016/12/16
65224	UBS AG	HSI R Bull CBBC Oct 2017 W	0.2500	22,500 per 12,000 units	22,700 per 12,000 units	2017/10/30	250,000,000	2016/12/16
65228	UBS AG	HSI R Bear CBBC Mar 2017 D	0.2500	22,975 per 10,000 units	22,775 per 10,000 units	2017/03/30	200,000,000	2016/12/16
65229	UBS AG	HSI R Bear CBBC Mar 2017 M	0.2500	23,100 per 10,000 units	22,900 per 10,000 units	2017/03/30	200,000,000	2016/12/16
65230	UBS AG	HSI R Bear CBBC Mar 2017 P	0.2500	23,250 per 10,000 units	23,050 per 10,000 units	2017/03/30	200,000,000	2016/12/16
65289	BNP Paribas Arbit Issu B.V.	HSI R Bull CBBC Nov 2017 R	0.2500	22,300 per 10,000 units	22,500 per 10,000 units	2017/11/29	250,000,000	2016/12/19
65313	BNP Paribas Arbit Issu B.V.	HSI R Bull CBBC Dec 2017 N	0.2500	22,200 per 10,000 units	22,400 per 10,000 units	2017/12/28	250,000,000	2016/12/19
65308	BNP Paribas Arbit Issu B.V.	HSI R Bear CBBC Mar 2017 B	0.2500	22,900 per 10,000 units	22,700 per 10,000 units	2017/03/30	250,000,000	2016/12/19
65373	BNP Paribas Arbit Issu B.V.	HSI R Bear CBBC Mar 2017 H	0.2500	22,700 per 10,000 units	22,500 per 10,000 units	2017/03/30	250,000,000	2016/12/19
65298	BNP Paribas Arbit Issu B.V.	HSI R Bear CBBC Apr 2017 H	0.2500	22,800 per 10,000 units	22,600 per 10,000 units	2017/04/27	250,000,000	2016/12/19
65309	BNP Paribas Arbit Issu B.V.	HSI R Bear CBBC Apr 2017 I	0.2500	23,000 per 10,000 units	22,800 per 10,000 units	2017/04/27	250,000,000	2016/12/19
65352	Credit Suisse AG	HKEX R Bear CBBC Jun 2017 B	0.2500	193.08 per 100 units	191.08 per 100 units	2017/06/15	50,000,000	2016/12/19
65316	Credit Suisse AG	HSI R Bull CBBC Sep 2017 J	0.2500	22,350 per 12,000 units	22,550 per 12,000 units	2017/09/28	200,000,000	2016/12/19
65349	Credit Suisse AG	HSI R Bull CBBC Sep 2017 K	0.2500	22,200 per 12,000 units	22,400 per 12,000 units	2017/09/28	200,000,000	2016/12/19
65314	Credit Suisse AG	HSI R Bull CBBC Nov 2017 F	0.2500	22,538 per 15,000 units	22,738 per 15,000 units	2017/11/29	250,000,000	2016/12/19
65413	Credit Suisse AG	HSI R Bear CBBC Mar 2017 V	0.2500	22,634 per 12,000 units	22,434 per 12,000 units	2017/03/30	200,000,000	2016/12/19
65323	Credit Suisse AG	HSI R Bear CBBC Apr 2017 K	0.2500	22,800 per 10,000 units	22,600 per 10,000 units	2017/04/27	200,000,000	2016/12/19
65341	Credit Suisse AG	HSI R Bear CBBC Apr 2017 T	0.2500	23,050 per 12,000 units	22,850 per 12,000 units	2017/04/27	200,000,000	2016/12/19
65342	Credit Suisse AG	HSI R Bear CBBC Apr 2017 U	0.2500	23,200 per 12,000 units	23,000 per 12,000 units	2017/04/27	200,000,000	2016/12/19
65363	Credit Suisse AG	Tencent R Bull CBBC Jul 2017 C	0.2500	163.38 per 100 units	165.88 per 100 units	2017/07/12	50,000,000	2016/12/19
65355	Credit Suisse AG	Tencent R Bear CBBC Jul 2017 B	0.2500	190.88 per 100 units	188.38 per 100 units	2017/07/19	50,000,000	2016/12/19
65278	Goldman Sachs SP (Asia)	HSI R Bull CBBC Nov 2017 V	0.2520	22,400 per 10,000 units	22,500 per 10,000 units	2017/11/29	200,000,000	2016/12/19
65476	Goldman Sachs SP (Asia)	HSI R Bear CBBC Apr 2017 O	0.2560	22,800 per 10,000 units	22,600 per 10,000 units	2017/04/27	200,000,000	2016/12/19
65477	Goldman Sachs SP (Asia)	HSI R Bear CBBC Apr 2017 P	0.2530	22,534 per 10,000 units	22,434 per 10,000 units	2017/04/27	200,000,000	2016/12/19
65284	HK Bank	CC Bank R Bull CBBC Oct 2017 A	0.2500	5.4800	5.5600	2017/10/23	50,000,000	2016/12/19
65288	HK Bank	CC Bank R Bull CBBC Oct 2017 B	0.2500	4.3000	4.3800	2017/10/23	50,000,000	2016/12/19
65279	HK Bank	PetCh R Bull CBBC Dec 2017 A	0.2500	4.9800	5.1800	2017/12/22	50,000,000	2016/12/19
65282	HK Bank	Tencent R Bear CBBC Oct 2017 B	0.2500	192.88 per 100 units	190.88 per 100 units	2017/10/23	40,000,000	2016/12/19
65499	J P Morgan SP BV	HKEX R Bear CBBC Nov 2017 A	0.2500	196.08 per 100 units	194.08 per 100 units	2017/11/17	40,000,000	2016/12/19
65488	J P Morgan SP BV	HSI R Bull CBBC Oct 2017 Q	0.2500	22,400 per 10,000 units	22,600 per 10,000 units	2017/10/30	200,000,000	2016/12/19
65504	J P Morgan SP BV	HSI R Bear CBBC Mar 2017 E	0.2500	22,534 per 10,000 units	22,434 per 10,000 units	2017/03/30	200,000,000	2016/12/19
65521	J P Morgan SP BV	HSI R Bear CBBC Mar 2017 G	0.2500	22,900 per 10,000 units	22,700 per 10,000 units	2017/03/30	200,000,000	2016/12/19
65532	J P Morgan SP BV	HSI R Bear CBBC Mar 2017 L	0.2500	23,148 per 10,000 units	23,048 per 10,000 units	2017/03/30	200,000,000	2016/12/19
65496	J P Morgan SP BV	Tencent R Bear CBBC Nov 2017 H	0.2500	192.08 per 100 units	190.08 per 100 units	2017/11/17	40,000,000	2016/12/19
65311	Macquarie Bank Ltd.	Tencent R Bull CBBC Sep 2017 A	0.3270	171.38 per 100 units	173.88 per 100 units	2017/09/29	31,000,000	2016/12/19
65310	Macquarie Bank Ltd.	Tencent R Bear CBBC Sep 2017 A	0.3240	200.38 per 100 units	197.88 per 100 units	2017/09/29	31,000,000	2016/12/19
65439	SG Issuer	HSI R Bull CBBC Mar 2018 E	0.2500	22,308 per 10,000 units	22,408 per 10,000 units	2018/03/28	200,000,000	2016/12/19
65430	SG Issuer	HSI R Bull CBBC Mar 2018 V	0.2500	22,158 per 10,000 units	22,358 per 10,000 units	2018/03/28	200,000,000	2016/12/19

Newly listed callable bull/bear contracts (continued)

Code	Issuer	Name of issue	Issue prices (HK\$)	Strike price (HKD) / Strike level per 10 units	Call price (HKD) / Call level per 10 units	Expiry date	No. of issue (units)	Listing date
65447	SG Issuer	HSI R Bear CBBC Mar 2017 K	0.2500	22,538 per 12,000 units	22,438 per 12,000 units	2017/03/30	200,000,000	2016/12/19
65448	SG Issuer	HSI R Bear CBBC Mar 2017 L	0.2500	22,588 per 10,000 units	22,488 per 10,000 units	2017/03/30	200,000,000	2016/12/19
65452	SG Issuer	HSI R Bear CBBC Mar 2017 N	0.2500	22,688 per 10,000 units	22,588 per 10,000 units	2017/03/30	200,000,000	2016/12/19
65374	UBS AG	HSI R Bull CBBC Nov 2017 R	0.2500	22,560 per 14,000 units	22,760 per 14,000 units	2017/11/29	300,000,000	2016/12/19
65411	UBS AG	HSI R Bull CBBC Nov 2017 Y	0.2500	22,200 per 10,000 units	22,400 per 10,000 units	2017/11/29	200,000,000	2016/12/19
65381	UBS AG	HSI R Bull CBBC Dec 2017 V	0.2500	22,350 per 12,000 units	22,550 per 12,000 units	2017/12/28	250,000,000	2016/12/19
65397	UBS AG	HSI R Bear CBBC Mar 2017 S	0.2500	22,750 per 12,000 units	22,550 per 12,000 units	2017/03/30	250,000,000	2016/12/19
65412	UBS AG	HSI R Bear CBBC Mar 2017 U	0.2500	22,634 per 12,000 units	22,434 per 12,000 units	2017/03/30	250,000,000	2016/12/19
65404	UBS AG	HSI R Bear CBBC Apr 2017 T	0.2500	22,900 per 10,000 units	22,700 per 10,000 units	2017/04/27	200,000,000	2016/12/19
65409	UBS AG	HSI R Bear CBBC Apr 2017 U	0.2500	23,150 per 12,000 units	22,950 per 12,000 units	2017/04/27	250,000,000	2016/12/19
65611	BNP Paribas Arbit Issu B.V.	HSI R Bull CBBC Nov 2017 P	0.2500	22,100 per 10,000 units	22,300 per 10,000 units	2017/11/29	250,000,000	2016/12/20
65621	Credit Suisse AG	HKEX R Bull CBBC Nov 2017 B	0.2500	169.98 per 100 units	171.98 per 100 units	2017/11/13	50,000,000	2016/12/20
65633	Credit Suisse AG	HSI R Bull CBBC Sep 2017 L	0.2500	22,233 per 10,000 units	22,433 per 10,000 units	2017/09/28	200,000,000	2016/12/20
65640	Credit Suisse AG	HSI R Bull CBBC Nov 2017 L	0.2500	22,100 per 12,000 units	22,300 per 12,000 units	2017/11/29	200,000,000	2016/12/20
65656	Credit Suisse AG	HSI R Bear CBBC Apr 2017 V	0.2500	22,700 per 10,000 units	22,500 per 10,000 units	2017/04/27	200,000,000	2016/12/20
65657	Credit Suisse AG	HSI R Bear CBBC Apr 2017 W	0.2500	22,552 per 12,000 units	22,352 per 12,000 units	2017/04/27	200,000,000	2016/12/20
65588	Bank of East Asia	AIA R Bull CBBC Dec 2017 A	0.6800	39.2800	39.8800	2017/12/14	15,000,000	2016/12/20
65586	Bank of East Asia	China Mobile R Bull CBBC Dec 2017 C	0.2500	73.30 per 100 units	74.80 per 100 units	2017/12/14	40,000,000	2016/12/20
65538	Goldman Sachs SP (Asia)	HSI R Bull CBBC Oct 2017 G	0.2500	22,300 per 10,000 units	22,400 per 10,000 units	2017/10/30	200,000,000	2016/12/20
65632	Goldman Sachs SP (Asia)	HSI R Bear CBBC Apr 2017 Q	0.2500	22,452 per 10,000 units	22,352 per 10,000 units	2017/04/27	200,000,000	2016/12/20
65571	HK Bank	HKEX R Bull CBBC Dec 2017 B	0.3000	163.88 per 100 units	165.88 per 100 units	2017/12/15	50,000,000	2016/12/20
65545	HK Bank	HSI R Bear CBBC Apr 2017 U	0.2500	22,988 per 15,000 units	22,788 per 15,000 units	2017/04/27	100,000,000	2016/12/20
65551	HK Bank	HSI R Bear CBBC Apr 2017 V	0.2500	22,788 per 15,000 units	22,588 per 15,000 units	2017/04/27	100,000,000	2016/12/20
65581	HK Bank	Tencent R Bull CBBC Dec 2017 A	0.2500	166.88 per 100 units	168.88 per 100 units	2017/12/15	50,000,000	2016/12/20
65676	J P Morgan SP BV	HSI R Bull CBBC Dec 2017 C	0.2500	22,200 per 10,000 units	22,400 per 10,000 units	2017/12/28	200,000,000	2016/12/20
65694	J P Morgan SP BV	HSI R Bear CBBC Mar 2017 F	0.2500	22,700 per 10,000 units	22,500 per 10,000 units	2017/03/30	200,000,000	2016/12/20
65684	J P Morgan SP BV	HSI R Bear CBBC Mar 2017 M	0.2500	22,452 per 10,000 units	22,352 per 10,000 units	2017/03/30	200,000,000	2016/12/20
65660	SG Issuer	HSI R Bear CBBC Mar 2017 D	0.2500	22,638 per 10,000 units	22,538 per 10,000 units	2017/03/30	200,000,000	2016/12/20
65695	UBS AG	HSI R Bull CBBC Oct 2017 M	0.2500	22,150 per 12,000 units	22,350 per 12,000 units	2017/10/30	250,000,000	2016/12/20
65696	UBS AG	HSI R Bear CBBC Mar 2017 T	0.2500	22,552 per 12,000 units	22,352 per 12,000 units	2017/03/30	250,000,000	2016/12/20
65723	UBS AG	HSI R Bear CBBC Mar 2017 W	0.2500	22,800 per 10,000 units	22,600 per 10,000 units	2017/03/30	200,000,000	2016/12/20
65946	Credit Suisse AG	HSI R Bull CBBC Aug 2017 J	0.2500	22,381 per 15,000 units	22,581 per 15,000 units	2017/08/30	300,000,000	2016/12/21
65950	Credit Suisse AG	HSI R Bull CBBC Nov 2017 E	0.2500	22,150 per 10,000 units	22,350 per 10,000 units	2017/11/29	200,000,000	2016/12/21
65942	Credit Suisse AG	HSI R Bear CBBC Mar 2017 W	0.2500	22,768 per 12,000 units	22,568 per 12,000 units	2017/03/30	200,000,000	2016/12/21
65939	Credit Suisse AG	HSI R Bear CBBC Apr 2017 X	0.2500	22,647 per 10,000 units	22,447 per 10,000 units	2017/04/27	200,000,000	2016/12/21
65916	Goldman Sachs SP (Asia)	HSI R Bull CBBC Nov 2017 X	0.2500	22,100 per 10,000 units	22,300 per 10,000 units	2017/11/29	200,000,000	2016/12/21
65725	Goldman Sachs SP (Asia)	HSI R Bear CBBC Apr 2017 R	0.2500	22,700 per 10,000 units	22,500 per 10,000 units	2017/04/27	200,000,000	2016/12/21
65904	HK Bank	HSI R Bull CBBC Sep 2017 P	0.2500	22,298 per 15,000 units	22,498 per 15,000 units	2017/09/28	100,000,000	2016/12/21
65901	HK Bank	HSI R Bull CBBC Oct 2017 J	0.2500	22,098 per 15,000 units	22,298 per 15,000 units	2017/10/30	100,000,000	2016/12/21
65879	HK Bank	PetCh R Bull CBBC Nov 2017 B	0.2500	5.3800	5.5800	2017/11/15	50,000,000	2016/12/21
65894	HK Bank	PetCh R Bear CBBC Nov 2017 B	0.2500	7.2800	7.0800	2017/11/15	40,000,000	2016/12/21
65892	HK Bank	Tencent R Bull CBBC Nov 2017 D	0.2500	184.88 per 100 units	186.88 per 100 units	2017/11/15	50,000,000	2016/12/21
65914	HK Bank	China Vanke R Bull CBBC Nov 2017 A	0.4000	16.0800	16.8800	2017/11/15	40,000,000	2016/12/21

Newly listed callable bull/bear contracts (continued)

Code	Issuer	Name of issue	Issue prices (HK\$)	Strike price (HKD) / Strike level per 10 units	Call price (HKD) / Call level per 10 units	Expiry date	No. of issue (units)	Listing date
65996	J P Morgan SP BV	HSI R Bull CBBC Oct 2017 E	0.2500	22,300 per 10,000 units	22,500 per 10,000 units	2017/10/30	200,000,000	2016/12/21
65986	J P Morgan SP BV	HSI R Bear CBBC Mar 2017 I	0.2500	22,748 per 10,000 units	22,548 per 10,000 units	2017/03/30	200,000,000	2016/12/21
65928	Macquarie Bank Ltd.	HSI R Bull CBBC Jan 2018 A	0.2500	22,022 per 20,000 units	22,222 per 20,000 units	2018/01/30	80,000,000	2016/12/21
65731	SG Issuer	AAC Tech R Bear CBBC Sep 2017 A	0.2500	77.88 per 100 units	75.88 per 100 units	2017/09/28	100,000,000	2016/12/21
65737	SG Issuer	AIA R Bear CBBC Mar 2018 A	0.2500	49.68 per 100 units	48.88 per 100 units	2018/03/28	100,000,000	2016/12/21
65744	SG Issuer	BOC HK R Bear CBBC Sep 2018 A	0.2500	31.48 per 100 units	30.88 per 100 units	2018/09/27	100,000,000	2016/12/21
65801	SG Issuer	COVS R Bear CBBC Sep 2017 B	0.3000	24.4800	23.8800	2017/09/28	40,000,000	2016/12/21
65813	SG Issuer	CUni R Bear CBBC Sep 2017 A	0.2500	10.2800	10.0800	2017/09/28	40,000,000	2016/12/21
65834	SG Issuer	CKH R Bear CBBC Sep 2017 A	0.2500	100.38 per 100 units	98.88 per 100 units	2017/09/28	100,000,000	2016/12/21
65800	SG Issuer	China Life R Bear CBBC Dec 2017 B	0.2500	23.3800	22.8800	2017/12/28	40,000,000	2016/12/21
65846	SG Issuer	CSA50 R Bear CBBC Sep 2017 A	0.2500	12.7800	12.6800	2017/09/28	40,000,000	2016/12/21
65849	SG Issuer	Galaxy R Bear CBBC Sep 2018 A	0.2500	37.68 per 100 units	36.88 per 100 units	2018/09/27	100,000,000	2016/12/21
65997	SG Issuer	HSI R Bull CBBC Mar 2018 B	0.2500	22,208 per 10,000 units	22,308 per 10,000 units	2018/03/28	200,000,000	2016/12/21
65998	SG Issuer	HSI R Bear CBBC Mar 2017 X	0.2500	22,738 per 12,000 units	22,638 per 12,000 units	2017/03/30	200,000,000	2016/12/21
65878	SG Issuer	Lenovo R Bear CBBC Dec 2017 A	0.2500	5.3800	5.1800	2017/12/28	40,000,000	2016/12/21
65861	SG Issuer	SHK Ppt P R Bear CBBC Dec 2017 A	0.2500	109.38 per 100 units	107.88 per 100 units	2017/12/28	100,000,000	2016/12/21
65971	UBS AG	HKEX R Bull CBBC Oct 2017 A	0.2500	178.88 per 100 units	180.88 per 100 units	2017/10/16	50,000,000	2016/12/21
65969	UBS AG	HSBC R Bull CBBC Nov 2017 E	0.2500	59.58 per 100 units	61.08 per 100 units	2017/11/20	50,000,000	2016/12/21
65981	UBS AG	HSCEI R Bear CBBC Apr 2017 A	0.2500	10,300 per 10,000 units	10,200 per 10,000 units	2017/04/27	100,000,000	2016/12/21
65980	UBS AG	HSI R Bull CBBC Sep 2017 A	0.2500	22,381 per 14,000 units	22,581 per 14,000 units	2017/09/28	300,000,000	2016/12/21
65958	UBS AG	HSI R Bear CBBC Mar 2017 E	0.2500	22,700 per 10,000 units	22,500 per 10,000 units	2017/03/30	200,000,000	2016/12/21
65959	UBS AG	HSI R Bear CBBC Mar 2017 X	0.2500	22,850 per 12,000 units	22,650 per 12,000 units	2017/03/30	250,000,000	2016/12/21
65976	UBS AG	Tencent R Bull CBBC Nov 2017 A	0.2500	180.50 per 100 units	183 per 100 units	2017/11/13	50,000,000	2016/12/21
66010	BNP Paribas Arbit Issu B.V.	HSI R Bull CBBC Nov 2017 D	0.2500	21,900 per 10,000 units	22,100 per 10,000 units	2017/11/29	250,000,000	2016/12/22
66002	BNP Paribas Arbit Issu B.V.	HSI R Bull CBBC Dec 2017 P	0.2500	22,000 per 10,000 units	22,200 per 10,000 units	2017/12/28	250,000,000	2016/12/22
66081	Credit Suisse AG	China Mobile R Bull CBBC Oct 2017 C	0.2500	75.38 per 100 units	76.58 per 100 units	2017/10/20	50,000,000	2016/12/22
66079	Credit Suisse AG	China Mobile R Bull CBBC Nov 2017 A	0.2500	71.08 per 100 units	72.28 per 100 units	2017/11/17	50,000,000	2016/12/22
66077	Credit Suisse AG	China Life R Bull CBBC Sep 2017 D	0.3300	17.6300	18.1300	2017/09/26	40,000,000	2016/12/22
66073	Credit Suisse AG	HSI R Bull CBBC Oct 2017 U	0.2500	21,850 per 12,000 units	22,050 per 12,000 units	2017/10/30	200,000,000	2016/12/22
66038	Credit Suisse AG	HSI R Bull CBBC Nov 2017 S	0.2500	22,256 per 12,000 units	22,456 per 12,000 units	2017/11/29	200,000,000	2016/12/22
66042	Credit Suisse AG	HSI R Bull CBBC Dec 2017 R	0.2500	22,000 per 10,000 units	22,200 per 10,000 units	2017/12/28	200,000,000	2016/12/22
66094	Credit Suisse AG	HSI R Bear CBBC Mar 2017 Z	0.2500	22,400 per 10,000 units	22,200 per 10,000 units	2017/03/30	200,000,000	2016/12/22
66096	Credit Suisse AG	HSI R Bear CBBC Apr 2017 S	0.2500	22,260 per 12,000 units	22,060 per 12,000 units	2017/04/27	200,000,000	2016/12/22
66085	Credit Suisse AG	HSI R Bear CBBC Apr 2017 Y	0.2500	22,600 per 15,000 units	22,400 per 15,000 units	2017/04/27	300,000,000	2016/12/22
66181	Goldman Sachs SP (Asia)	HSI R Bull CBBC Nov 2017 C	0.2500	21,900 per 10,000 units	22,000 per 10,000 units	2017/11/29	200,000,000	2016/12/22
66017	Goldman Sachs SP (Asia)	HSI R Bull CBBC Nov 2017 D	0.2500	22,100 per 10,000 units	22,200 per 10,000 units	2017/11/29	200,000,000	2016/12/22
66187	Goldman Sachs SP (Asia)	HSI R Bear CBBC Apr 2017 S	0.2500	22,160 per 10,000 units	22,060 per 10,000 units	2017/04/27	200,000,000	2016/12/22
66198	Goldman Sachs SP (Asia)	HSI R Bear CBBC Apr 2017 T	0.2500	22,450 per 10,000 units	22,250 per 10,000 units	2017/04/27	200,000,000	2016/12/22
66036	HK Bank	AIA R Bear CBBC Jun 2017 C	0.2500	46.98 per 100 units	46.38 per 100 units	2017/06/19	40,000,000	2016/12/22
66022	HK Bank	HKEX R Bull CBBC Dec 2017 C	0.3000	160.88 per 100 units	162.88 per 100 units	2017/12/22	50,000,000	2016/12/22
66031	HK Bank	HKEX R Bear CBBC Jun 2017 E	0.2500	195.88 per 100 units	193.88 per 100 units	2017/06/19	40,000,000	2016/12/22
66029	HK Bank	HSCEI R Bear CBBC May 2017 F	0.2500	9,986 per 10,000 units	9,886 per 10,000 units	2017/05/29	50,000,000	2016/12/22
66023	HK Bank	HSI R Bear CBBC May 2017 F	0.2500	22,588 per 15,000 units	22,388 per 15,000 units	2017/05/29	100,000,000	2016/12/22

Newly listed callable bull/bear contracts (continued)

Code	Issuer	Name of issue	Issue prices (HK\$)	Strike price (HKD) / Strike level per 10 units	Call price (HKD) / Call level per 10 units	Expiry date	No. of issue (units)	Listing date
66028	HK Bank	HSI R Bear CBBC May 2017 G	0.2500	22,388 per 15,000 units	22,188 per 15,000 units	2017/05/29	100,000,000	2016/12/22
66153	J P Morgan SP BV	HKEX R Bull CBBC Oct 2017 G	0.2500	183.88 per 100 units	185.88 per 100 units	2017/10/20	60,000,000	2016/12/22
66158	J P Morgan SP BV	HKEX R Bear CBBC Nov 2017 B	0.2500	192.08 per 100 units	190.08 per 100 units	2017/11/17	40,000,000	2016/12/22
66021	J P Morgan SP BV	HSI R Bull CBBC Oct 2017 R	0.2500	22,100 per 10,000 units	22,300 per 10,000 units	2017/10/30	200,000,000	2016/12/22
66146	J P Morgan SP BV	HSI R Bull CBBC Nov 2017 Z	0.2500	21,800 per 10,000 units	22,000 per 10,000 units	2017/11/29	200,000,000	2016/12/22
66150	J P Morgan SP BV	HSI R Bear CBBC Mar 2017 N	0.2500	22,500 per 10,000 units	22,300 per 10,000 units	2017/03/30	200,000,000	2016/12/22
66169	J P Morgan SP BV	HSI R Bear CBBC Mar 2017 O	0.2500	22,160 per 10,000 units	22,060 per 10,000 units	2017/03/30	200,000,000	2016/12/22
66161	J P Morgan SP BV	Tencent R Bear CBBC Nov 2017 I	0.2500	188.08 per 100 units	186.08 per 100 units	2017/11/17	40,000,000	2016/12/22
66202	SG Issuer	HSI R Bull CBBC Dec 2017 P	0.2500	21,958 per 12,000 units	22,058 per 12,000 units	2017/12/28	200,000,000	2016/12/22
66200	SG Issuer	HSI R Bull CBBC Mar 2018 G	0.2500	21,908 per 10,000 units	22,008 per 10,000 units	2018/03/28	200,000,000	2016/12/22
66212	SG Issuer	HSI R Bear CBBC Mar 2017 M	0.2500	22,188 per 10,000 units	22,088 per 10,000 units	2017/03/30	200,000,000	2016/12/22
66214	SG Issuer	HSI R Bear CBBC Mar 2017 T	0.2500	22,238 per 12,000 units	22,138 per 12,000 units	2017/03/30	200,000,000	2016/12/22
66219	SG Issuer	HSI R Bear CBBC Apr 2017 G	0.2500	22,388 per 10,000 units	22,288 per 10,000 units	2017/04/27	200,000,000	2016/12/22
66226	SG Issuer	HSI R Bear CBBC Apr 2017 H	0.2500	22,788 per 10,000 units	22,688 per 10,000 units	2017/04/27	200,000,000	2016/12/22
66107	UBS AG	HSI R Bull CBBC Sep 2017 J	0.2500	22,100 per 10,000 units	22,300 per 10,000 units	2017/09/28	200,000,000	2016/12/22
66114	UBS AG	HSI R Bull CBBC Sep 2017 M	0.2500	21,588 per 14,000 units	21,788 per 14,000 units	2017/09/28	300,000,000	2016/12/22
66111	UBS AG	HSI R Bull CBBC Sep 2017 Y	0.2500	21,950 per 12,000 units	22,150 per 12,000 units	2017/09/28	250,000,000	2016/12/22
66118	UBS AG	HSI R Bull CBBC Oct 2017 B	0.2500	21,050 per 14,000 units	21,250 per 14,000 units	2017/10/30	300,000,000	2016/12/22
66124	UBS AG	HSI R Bull CBBC Nov 2017 P	0.2500	21,800 per 12,000 units	22,000 per 12,000 units	2017/11/29	250,000,000	2016/12/22
66102	UBS AG	HSI R Bull CBBC Dec 2017 X	0.2500	22,256 per 12,000 units	22,456 per 12,000 units	2017/12/28	250,000,000	2016/12/22
66137	UBS AG	HSI R Bear CBBC Mar 2017 I	0.2500	22,400 per 12,000 units	22,200 per 12,000 units	2017/03/30	250,000,000	2016/12/22
66144	UBS AG	HSI R Bear CBBC Mar 2017 V	0.2500	22,600 per 10,000 units	22,400 per 10,000 units	2017/03/30	200,000,000	2016/12/22
66145	UBS AG	HSI R Bear CBBC Apr 2017 V	0.2500	22,260 per 12,000 units	22,060 per 12,000 units	2017/04/27	250,000,000	2016/12/22
66297	BNP Paribas Arbit Issu B.V.	HSI R Bear CBBC Mar 2017 K	0.2500	22,500 per 10,000 units	22,300 per 10,000 units	2017/03/30	250,000,000	2016/12/23
66302	BNP Paribas Arbit Issu B.V.	HSI R Bear CBBC Mar 2017 X	0.2500	22,300 per 10,000 units	22,100 per 10,000 units	2017/03/30	250,000,000	2016/12/23
66282	BNP Paribas Arbit Issu B.V.	HSI R Bear CBBC Apr 2017 J	0.2500	22,400 per 10,000 units	22,200 per 10,000 units	2017/04/27	250,000,000	2016/12/23
66298	BNP Paribas Arbit Issu B.V.	HSI R Bear CBBC Apr 2017 K	0.2500	22,600 per 10,000 units	22,400 per 10,000 units	2017/04/27	250,000,000	2016/12/23
66306	Credit Suisse AG	HSI R Bull CBBC Nov 2017 C	0.2500	21,800 per 10,000 units	22,000 per 10,000 units	2017/11/29	200,000,000	2016/12/23
66316	Credit Suisse AG	HSI R Bear CBBC Mar 2017 U	0.2500	22,350 per 12,000 units	22,150 per 12,000 units	2017/03/30	200,000,000	2016/12/23
66332	Credit Suisse AG	HSI R Bear CBBC Apr 2017 M	0.2500	22,221 per 12,000 units	22,021 per 12,000 units	2017/04/27	200,000,000	2016/12/23
66314	Credit Suisse AG	HSI R Bear CBBC Apr 2017 Z	0.2500	22,500 per 10,000 units	22,300 per 10,000 units	2017/04/27	200,000,000	2016/12/23
66304	Goldman Sachs SP (Asia)	HSI R Bull CBBC Nov 2017 I	0.2500	21,876 per 10,000 units	22,076 per 10,000 units	2017/11/29	200,000,000	2016/12/23
66361	Goldman Sachs SP (Asia)	HSI R Bear CBBC Apr 2017 U	0.2500	22,250 per 10,000 units	22,150 per 10,000 units	2017/04/27	200,000,000	2016/12/23
66252	HK Bank	China Mobile R Bull CBBC Dec 2017 B	0.2500	64.68 per 100 units	65.88 per 100 units	2017/12/22	50,000,000	2016/12/23
66255	HK Bank	Geely Auto R Bull CBBC Dec 2017 A	0.2500	5.5800	5.7800	2017/12/22	40,000,000	2016/12/23
66254	HK Bank	PICC P&C R Bull CBBC Dec 2017 A	0.2500	10.5300	11.0800	2017/12/22	40,000,000	2016/12/23
66270	HK Bank	Ping An R Bear CBBC Dec 2017 A	0.2500	43.98 per 100 units	43.38 per 100 units	2017/12/22	40,000,000	2016/12/23
66246	HK Bank	SHK Ppt R Bull CBBC Dec 2017 C	0.2500	81.38 per 100 units	82.88 per 100 units	2017/12/22	40,000,000	2016/12/23
66338	J P Morgan SP BV	HSI R Bull CBBC Dec 2017 F	0.2500	21,868 per 10,000 units	21,968 per 10,000 units	2017/12/28	200,000,000	2016/12/23
66340	J P Morgan SP BV	HSI R Bear CBBC Apr 2017 I	0.2500	22,248 per 10,000 units	22,148 per 10,000 units	2017/04/27	200,000,000	2016/12/23
66345	J P Morgan SP BV	HSI R Bear CBBC Apr 2017 J	0.2500	22,600 per 10,000 units	22,400 per 10,000 units	2017/04/27	200,000,000	2016/12/23
66241	SG Issuer	HKEX R Bear CBBC Sep 2017 A	0.2500	198.88 per 100 units	196.88 per 100 units	2017/09/28	100,000,000	2016/12/23
66415	SG Issuer	HSI R Bull CBBC Mar 2018 S	0.2500	21,758 per 10,000 units	21,958 per 10,000 units	2018/03/28	200,000,000	2016/12/23

Newly listed callable bull/bear contracts (continued)

Code	Issuer	Name of issue	Issue prices (HK\$)	Strike price (HKD) / Strike level per 10 units	Call price (HKD) / Call level per 10 units	Expiry date	No. of issue (units)	Listing date
66419	SG Issuer	HSI R Bear CBBC Apr 2017 I	0.2500	22,138 per 12,000 units	22,038 per 12,000 units	2017/04/27	200,000,000	2016/12/23
66421	SG Issuer	HSI R Bear CBBC Apr 2017 J	0.2500	22,338 per 12,000 units	22,238 per 12,000 units	2017/04/27	200,000,000	2016/12/23
66429	SG Issuer	HSI R Bear CBBC Apr 2017 K	0.2500	22,438 per 12,000 units	22,338 per 12,000 units	2017/04/27	200,000,000	2016/12/23
66402	UBS AG	HSI R Bull CBBC Oct 2017 H	0.2500	21,876 per 10,000 units	22,076 per 10,000 units	2017/10/30	200,000,000	2016/12/23
66403	UBS AG	HSI R Bear CBBC Apr 2017 W	0.2500	22,221 per 12,000 units	22,021 per 12,000 units	2017/04/27	250,000,000	2016/12/23
66411	UBS AG	HSI R Bear CBBC Apr 2017 X	0.2500	22,450 per 10,000 units	22,250 per 10,000 units	2017/04/27	200,000,000	2016/12/23
66456	BNP Paribas Arbit Issu B.V.	HSI R Bull CBBC Nov 2017 S	0.2500	21,700 per 10,000 units	21,900 per 10,000 units	2017/11/29	250,000,000	2016/12/28
66489	BNP Paribas Arbit Issu B.V.	HSI R Bull CBBC Dec 2017 K	0.2500	21,600 per 10,000 units	21,800 per 10,000 units	2017/12/28	250,000,000	2016/12/28
66435	BNP Paribas Arbit Issu B.V.	HSI R Bull CBBC Dec 2017 O	0.2500	21,800 per 10,000 units	22,000 per 10,000 units	2017/12/28	250,000,000	2016/12/28
66606	BNP Paribas Arbit Issu B.V.	HSI R Bear CBBC Mar 2017 Q	0.2500	22,100 per 10,000 units	21,900 per 10,000 units	2017/03/30	250,000,000	2016/12/28
66600	BNP Paribas Arbit Issu B.V.	HSI R Bear CBBC Apr 2017 L	0.2500	22,200 per 10,000 units	22,000 per 10,000 units	2017/04/27	250,000,000	2016/12/28
66558	Credit Suisse AG	China Life R Bear CBBC Sep 2017 A	0.2500	21.8800	21.3800	2017/09/18	40,000,000	2016/12/28
66555	Credit Suisse AG	HKEX R Bear CBBC Jul 2017 A	0.2500	186.88 per 100 units	184.88 per 100 units	2017/07/07	50,000,000	2016/12/28
66593	Credit Suisse AG	HSI R Bull CBBC Sep 2017 R	0.2500	21,600 per 12,000 units	21,800 per 12,000 units	2017/09/28	200,000,000	2016/12/28
66590	Credit Suisse AG	HSI R Bull CBBC Nov 2017 I	0.2500	21,750 per 12,000 units	21,950 per 12,000 units	2017/11/29	200,000,000	2016/12/28
66554	Credit Suisse AG	HSI R Bear CBBC Apr 2017 F	0.2500	22,450 per 12,000 units	22,250 per 12,000 units	2017/04/27	200,000,000	2016/12/28
66545	Credit Suisse AG	HSI R Bear CBBC Apr 2017 G	0.2500	22,178 per 10,000 units	21,978 per 10,000 units	2017/04/27	200,000,000	2016/12/28
66588	Credit Suisse AG	HSI R Bear CBBC Apr 2017 H	0.2500	22,033 per 12,000 units	21,833 per 12,000 units	2017/04/27	200,000,000	2016/12/28
66578	Credit Suisse AG	Ping An R Bear CBBC Jun 2017 A	0.2500	43.18 per 100 units	42.58 per 100 units	2017/06/28	50,000,000	2016/12/28
66472	Goldman Sachs SP (Asia)	HSI R Bull CBBC Nov 2017 A	0.2500	21,700 per 10,000 units	21,900 per 10,000 units	2017/11/29	200,000,000	2016/12/28
66542	Goldman Sachs SP (Asia)	HSI R Bear CBBC Apr 2017 V	0.2500	21,952 per 10,000 units	21,852 per 10,000 units	2017/04/27	200,000,000	2016/12/28
66534	HK Bank	CSOP A50 ETF R Bull CBBC Jan 2018 A	0.2500	10.1800	10.2800	2018/01/08	50,000,000	2016/12/28
66541	HK Bank	CSOP A50 ETF R Bull CBBC Jan 2018 B	0.2500	9.8800	9.9800	2018/01/15	50,000,000	2016/12/28
66497	HK Bank	HSCEI R Bear CBBC May 2017 G	0.2500	9,786 per 10,000 units	9,686 per 10,000 units	2017/05/29	50,000,000	2016/12/28
66494	HK Bank	HSI R Bull CBBC Nov 2017 D	0.2500	19,728 per 20,000 units	19,928 per 20,000 units	2017/11/29	100,000,000	2016/12/28
66508	HK Bank	HSI R Bull CBBC Nov 2017 E	0.2500	19,348 per 15,000 units	19,498 per 15,000 units	2017/11/29	100,000,000	2016/12/28
66490	HK Bank	HSI R Bear CBBC May 2017 H	0.2500	22,138 per 15,000 units	21,988 per 15,000 units	2017/05/29	100,000,000	2016/12/28
66515	HK Bank	HSI R Bear CBBC Nov 2017 E	0.2500	23,328 per 20,000 units	23,128 per 20,000 units	2017/11/29	100,000,000	2016/12/28
66516	HK Bank	China Vanke R Bull CBBC Jan 2018 A	0.5000	14.2800	15.0800	2018/01/08	40,000,000	2016/12/28
66699	J P Morgan SP BV	HSI R Bull CBBC Oct 2017 H	0.2500	20,900 per 10,000 units	21,100 per 10,000 units	2017/10/30	200,000,000	2016/12/28
66697	J P Morgan SP BV	HSI R Bull CBBC Nov 2017 C	0.2500	21,700 per 10,000 units	21,900 per 10,000 units	2017/11/29	200,000,000	2016/12/28
66710	J P Morgan SP BV	HSI R Bear CBBC Mar 2017 P	0.2500	21,933 per 10,000 units	21,833 per 10,000 units	2017/03/30	200,000,000	2016/12/28
66720	J P Morgan SP BV	HSI R Bear CBBC Mar 2017 Q	0.2500	22,200 per 10,000 units	22,000 per 10,000 units	2017/03/30	200,000,000	2016/12/28
66900	J P Morgan SP BV	China Vanke R Bull CBBC Nov 2017 A	0.2500	16.4800	17.2800	2017/11/17	40,000,000	2016/12/28
66722	SG Issuer	AAC Tech R Bull CBBC Jun 2018 A	0.2500	56.08 per 100 units	58.08 per 100 units	2018/06/28	100,000,000	2016/12/28
66771	SG Issuer	AIA R Bull CBBC Jul 2018 A	0.2500	34.48 per 100 units	35.08 per 100 units	2018/07/30	100,000,000	2016/12/28
66780	SG Issuer	CMob R Bull CBBC Oct 2018 B	0.2500	70.88 per 100 units	72.08 per 100 units	2018/10/30	100,000,000	2016/12/28
66786	SG Issuer	CMob R Bull CBBC Dec 2018 A	0.2500	73.88 per 100 units	75.08 per 100 units	2018/12/28	100,000,000	2016/12/28
66806	SG Issuer	CMob R Bear CBBC Sep 2017 A	0.2500	87.08 per 100 units	85.88 per 100 units	2017/09/28	100,000,000	2016/12/28
66645	SG Issuer	COVS R Bull CBBC Dec 2017 A	0.2500	18.4800	19.0800	2017/12/28	40,000,000	2016/12/28
66676	SG Issuer	A50 R Bear CBBC Aug 2017 B	0.2500	11.7800	11.6800	2017/08/30	40,000,000	2016/12/28
66671	SG Issuer	HKEX R Bear CBBC Aug 2017 C	0.2500	192.88 per 100 units	190.88 per 100 units	2017/08/30	100,000,000	2016/12/28
66673	SG Issuer	HSBC R Bear CBBC Aug 2017 C	0.2500	68.38 per 100 units	66.88 per 100 units	2017/08/30	100,000,000	2016/12/28

Newly listed callable bull/bear contracts (continued)

Code	Issuer	Name of issue	Issue prices (HK\$)	Strike price (HKD) / Strike level per 10 units	Call price (HKD) / Call level per 10 units	Expiry date	No. of issue (units)	Listing date
66842	SG Issuer	HSI R Bull CBBC Mar 2018 T	0.2500	21,508 per 12,000 units	21,708 per 12,000 units	2018/03/28	200,000,000	2016/12/28
66852	SG Issuer	HSI R Bull CBBC Mar 2018 X	0.2500	21,708 per 10,000 units	21,808 per 10,000 units	2018/03/28	200,000,000	2016/12/28
66859	SG Issuer	HSI R Bear CBBC Apr 2017 L	0.2500	21,938 per 12,000 units	21,838 per 12,000 units	2017/04/27	200,000,000	2016/12/28
66896	SG Issuer	HSI R Bear CBBC Apr 2017 M	0.2500	22,038 per 12,000 units	21,938 per 12,000 units	2017/04/27	200,000,000	2016/12/28
66899	SG Issuer	HSI R Bear CBBC Apr 2017 N	0.2500	22,588 per 10,000 units	22,388 per 10,000 units	2017/04/27	200,000,000	2016/12/28
66680	SG Issuer	PetroChina R Bull CBBC Aug 2018 A	0.2500	5.2800	5.4800	2018/08/30	40,000,000	2016/12/28
66681	SG Issuer	PetroChina R Bear CBBC Oct 2017 A	0.2500	7.0800	6.8800	2017/10/30	40,000,000	2016/12/28
66682	SG Issuer	Ping An R Bear CBBC Nov 2017 A	0.2500	43.48 per 100 units	42.88 per 100 units	2017/11/29	100,000,000	2016/12/28
66691	SG Issuer	Sands R Bear CBBC Feb 2018 B	0.2500	38.68 per 100 units	36.88 per 100 units	2018/02/27	100,000,000	2016/12/28
66695	SG Issuer	Tencent R Bear CBBC Aug 2017 D	0.2500	191.38 per 100 units	189.88 per 100 units	2017/08/30	100,000,000	2016/12/28
66664	SG Issuer	China Vanke R Bull CBBC May 2018 A	0.2500	16.2800	17.0800	2018/05/30	40,000,000	2016/12/28
66617	UBS AG	HSI R Bull CBBC Oct 2017 J	0.2500	21,750 per 12,000 units	21,950 per 12,000 units	2017/10/30	250,000,000	2016/12/28
66610	UBS AG	HSI R Bull CBBC Dec 2017 R	0.2500	21,820 per 14,000 units	22,020 per 14,000 units	2017/12/28	300,000,000	2016/12/28
66626	UBS AG	HSI R Bull CBBC Dec 2017 T	0.2500	21,600 per 10,000 units	21,800 per 10,000 units	2017/12/28	200,000,000	2016/12/28
66632	UBS AG	HSI R Bear CBBC Apr 2017 Y	0.2500	22,200 per 10,000 units	22,000 per 10,000 units	2017/04/27	200,000,000	2016/12/28
66636	UBS AG	HSI R Bear CBBC Apr 2017 Z	0.2500	22,033 per 12,000 units	21,833 per 12,000 units	2017/04/27	250,000,000	2016/12/28
66633	UBS AG	HSI R Bear CBBC May 2017 C	0.2500	22,350 per 12,000 units	22,150 per 12,000 units	2017/05/29	250,000,000	2016/12/28
66634	UBS AG	HSI R Bear CBBC May 2017 D	0.2500	22,500 per 12,000 units	22,300 per 12,000 units	2017/05/29	250,000,000	2016/12/28
67079	Credit Suisse AG	China Mobile R Bear CBBC Aug 2017 A	0.2500	86.08 per 100 units	84.88 per 100 units	2017/08/04	50,000,000	2016/12/29
67076	Credit Suisse AG	HKEX R Bull CBBC Nov 2017 C	0.2500	162.18 per 100 units	164.18 per 100 units	2017/11/17	50,000,000	2016/12/29
67066	Credit Suisse AG	HSI R Bull CBBC Sep 2017 D	0.2500	21,632 per 15,000 units	21,832 per 15,000 units	2017/09/28	300,000,000	2016/12/29
67096	Credit Suisse AG	HSI R Bull CBBC Oct 2017 M	0.2500	21,500 per 12,000 units	21,700 per 12,000 units	2017/10/30	200,000,000	2016/12/29
67044	Credit Suisse AG	HSI R Bear CBBC Apr 2017 I	0.2500	22,300 per 10,000 units	22,100 per 10,000 units	2017/04/27	200,000,000	2016/12/29
67061	Credit Suisse AG	HSI R Bear CBBC Apr 2017 L	0.2500	22,050 per 10,000 units	21,850 per 10,000 units	2017/04/27	200,000,000	2016/12/29
67124	Credit Suisse AG	HSI R Bear CBBC Apr 2017 O	0.2500	21,930 per 12,000 units	21,730 per 12,000 units	2017/04/27	200,000,000	2016/12/29
67116	Credit Suisse AG	Tencent R Bull CBBC Oct 2017 A	0.2650	157.48 per 100 units	159.98 per 100 units	2017/10/11	50,000,000	2016/12/29
67095	Credit Suisse AG	Tencent R Bear CBBC Jul 2017 C	0.2500	186.08 per 100 units	183.58 per 100 units	2017/07/07	50,000,000	2016/12/29
67158	Goldman Sachs SP (Asia)	HSI R Bull CBBC Dec 2017 K	0.2500	21,250 per 10,000 units	21,350 per 10,000 units	2017/12/28	200,000,000	2016/12/29
67169	Goldman Sachs SP (Asia)	HSI R Bull CBBC Dec 2017 L	0.2500	21,050 per 10,000 units	21,150 per 10,000 units	2017/12/28	200,000,000	2016/12/29
67173	Goldman Sachs SP (Asia)	HSI R Bull CBBC Dec 2017 N	0.2500	20,850 per 10,000 units	20,950 per 10,000 units	2017/12/28	200,000,000	2016/12/29
66911	Goldman Sachs SP (Asia)	HSI R Bull CBBC Dec 2017 S	0.2500	21,650 per 10,000 units	21,750 per 10,000 units	2017/12/28	200,000,000	2016/12/29
67176	Goldman Sachs SP (Asia)	HSI R Bear CBBC Apr 2017 W	0.2500	21,830 per 10,000 units	21,730 per 10,000 units	2017/04/27	200,000,000	2016/12/29
67002	HK Bank	China Mobile R Bear CBBC Jul 2017 A	0.2500	86.08 per 100 units	84.88 per 100 units	2017/07/17	40,000,000	2016/12/29
66945	HK Bank	COVS R Bull CBBC Jan 2018 A	0.4500	16.6800	17.2800	2018/01/08	40,000,000	2016/12/29
66951	HK Bank	COVS R Bear CBBC Jul 2017 A	0.3500	23.8800	23.2800	2017/07/17	40,000,000	2016/12/29
66950	HK Bank	CUni R Bull CBBC Dec 2017 A	0.2500	6.9800	7.1800	2017/12/22	40,000,000	2016/12/29
67000	HK Bank	CC Bank R Bear CBBC Dec 2017 A	0.2500	5.9600	5.8800	2017/12/22	40,000,000	2016/12/29
66906	HK Bank	CKH R Bear CBBC Jul 2017 A	0.2500	103.38 per 100 units	101.88 per 100 units	2017/07/17	40,000,000	2016/12/29
67028	HK Bank	China Life R Bull CBBC Dec 2017 A	0.5500	14.8800	15.2800	2017/12/22	40,000,000	2016/12/29
67033	HK Bank	China Life R Bear CBBC Jul 2017 A	0.3000	22.2800	21.8800	2017/07/17	40,000,000	2016/12/29
66977	HK Bank	CNOOC R Bull CBBC Dec 2017 A	0.2500	8.0800	8.2800	2017/12/22	50,000,000	2016/12/29
66986	HK Bank	CNOOC R Bear CBBC Jul 2017 B	0.2500	10.9800	10.7800	2017/07/17	40,000,000	2016/12/29
66959	HK Bank	Sinopec Corp R Bull CBBC Dec 2017 A	0.2500	4.6300	4.7800	2017/12/22	50,000,000	2016/12/29

Newly listed callable bull/bear contracts (continued)

Code	Issuer	Name of issue	Issue prices (HK\$)	Strike price (HKD) / Strike level per 10 units	Call price (HKD) / Call level per 10 units	Expiry date	No. of issue (units)	Listing date
66923	HK Bank	Geely Auto R Bear CBBC Jan 2018 A	0.2500	8.9800	8.6800	2018/01/08	40,000,000	2016/12/29
66918	HK Bank	Galaxy Ent R Bear CBBC Jan 2018 A	0.2500	36.68 per 100 units	35.88 per 100 units	2018/01/08	40,000,000	2016/12/29
66936	HK Bank	HKEX R Bull CBBC Dec 2017 D	0.3000	157.88 per 100 units	159.88 per 100 units	2017/12/22	50,000,000	2016/12/29
66949	HK Bank	HKEX R Bull CBBC Jan 2018 A	0.3500	154.88 per 100 units	156.88 per 100 units	2018/01/08	50,000,000	2016/12/29
66931	HK Bank	HKEX R Bear CBBC Jul 2017 E	0.2500	190.88 per 100 units	188.88 per 100 units	2017/07/17	40,000,000	2016/12/29
66908	HK Bank	SHK Ppt R Bull CBBC Jan 2018 B	0.3000	72.38 per 100 units	73.88 per 100 units	2018/01/08	40,000,000	2016/12/29
66935	HK Bank	SHK Ppt R Bear CBBC Jul 2017 A	0.2500	108.88 per 100 units	107.38 per 100 units	2017/07/17	40,000,000	2016/12/29
67188	J P Morgan SP BV	AIA R Bull CBBC Jul 2017 A	0.2500	40.08 per 100 units	40.88 per 100 units	2017/07/21	100,000,000	2016/12/29
67185	J P Morgan SP BV	HSI R Bull CBBC Dec 2017 G	0.2500	21,600 per 10,000 units	21,800 per 10,000 units	2017/12/28	200,000,000	2016/12/29
67193	J P Morgan SP BV	HSI R Bull CBBC Dec 2017 J	0.2500	21,000 per 10,000 units	21,200 per 10,000 units	2017/12/28	200,000,000	2016/12/29
67201	J P Morgan SP BV	HSI R Bear CBBC Mar 2017 R	0.2500	21,830 per 10,000 units	21,730 per 10,000 units	2017/03/30	200,000,000	2016/12/29
67205	J P Morgan SP BV	HSI R Bear CBBC Mar 2017 U	0.2500	22,100 per 10,000 units	21,900 per 10,000 units	2017/03/30	200,000,000	2016/12/29
67211	J P Morgan SP BV	HSI R Bear CBBC Apr 2017 K	0.2500	22,400 per 10,000 units	22,200 per 10,000 units	2017/04/27	200,000,000	2016/12/29
66903	Macquarie Bank Ltd.	Tencent R Bull CBBC Jun 2017 A	2.8670	167.8800	170.3800	2017/06/30	3,500,000	2016/12/29
67217	SG Issuer	HSI R Bull CBBC Mar 2018 C	0.2500	21,558 per 12,000 units	21,658 per 12,000 units	2018/03/28	200,000,000	2016/12/29
67223	SG Issuer	HSI R Bear CBBC Apr 2017 O	0.2500	21,838 per 12,000 units	21,738 per 12,000 units	2017/04/27	200,000,000	2016/12/29
67234	SG Issuer	HSI R Bear CBBC Apr 2017 P	0.2500	21,988 per 10,000 units	21,788 per 10,000 units	2017/04/27	200,000,000	2016/12/29
67235	SG Issuer	HSI R Bear CBBC Apr 2017 Q	0.2500	22,188 per 10,000 units	21,988 per 10,000 units	2017/04/27	200,000,000	2016/12/29
67236	SG Issuer	HSI R Bear CBBC Apr 2017 R	0.2500	22,388 per 10,000 units	22,188 per 10,000 units	2017/04/27	200,000,000	2016/12/29
67156	UBS AG	HSCEI R Bull CBBC Nov 2017 C	0.2500	8,188 per 10,000 units	8,288 per 10,000 units	2017/11/29	100,000,000	2016/12/29
67157	UBS AG	HSCEI R Bear CBBC Mar 2017 B	0.2500	9,888 per 10,000 units	9,788 per 10,000 units	2017/03/30	100,000,000	2016/12/29
67127	UBS AG	HSI R Bull CBBC Nov 2017 L	0.2500	21,632 per 12,000 units	21,832 per 12,000 units	2017/11/29	250,000,000	2016/12/29
67137	UBS AG	HSI R Bull CBBC Nov 2017 M	0.2500	21,500 per 12,000 units	21,700 per 12,000 units	2017/11/29	250,000,000	2016/12/29
67132	UBS AG	HSI R Bear CBBC Apr 2017 H	0.2500	22,100 per 10,000 units	21,900 per 10,000 units	2017/04/27	200,000,000	2016/12/29
67155	UBS AG	HSI R Bear CBBC Apr 2017 I	0.2500	22,300 per 10,000 units	22,100 per 10,000 units	2017/04/27	200,000,000	2016/12/29
67149	UBS AG	HSI R Bear CBBC Apr 2017 K	0.2500	21,930 per 12,000 units	21,730 per 12,000 units	2017/04/27	250,000,000	2016/12/29
67265	BNP Paribas Arbit Issu B.V.	HSI R Bear CBBC Apr 2017 M	0.2500	23,400 per 10,000 units	23,200 per 10,000 units	2017/04/27	250,000,000	2016/12/30
67272	BNP Paribas Arbit Issu B.V.	HSI R Bear CBBC Apr 2017 N	0.2500	23,600 per 10,000 units	23,400 per 10,000 units	2017/04/27	250,000,000	2016/12/30
67287	BNP Paribas Arbit Issu B.V.	HSI R Bear CBBC Apr 2017 O	0.2500	23,800 per 10,000 units	23,600 per 10,000 units	2017/04/27	250,000,000	2016/12/30
67291	BNP Paribas Arbit Issu B.V.	HSI R Bear CBBC Apr 2017 P	0.2500	24,000 per 10,000 units	23,800 per 10,000 units	2017/04/27	250,000,000	2016/12/30
67293	BNP Paribas Arbit Issu B.V.	HSI R Bear CBBC Apr 2017 Q	0.2500	24,200 per 10,000 units	24,000 per 10,000 units	2017/04/27	250,000,000	2016/12/30
67475	Credit Suisse AG	AIA R Bull CBBC Sep 2017 A	0.2500	39.38 per 100 units	39.98 per 100 units	2017/09/29	50,000,000	2016/12/30
67467	Credit Suisse AG	AIA R Bull CBBC Oct 2017 A	0.2500	41.48 per 100 units	42.08 per 100 units	2017/10/10	50,000,000	2016/12/30
67485	Credit Suisse AG	AIA R Bear CBBC Jul 2017 A	0.2500	46.58 per 100 units	45.98 per 100 units	2017/07/21	50,000,000	2016/12/30
67494	Credit Suisse AG	AIA R Bear CBBC Jul 2017 B	0.2500	49.18 per 100 units	48.58 per 100 units	2017/07/07	50,000,000	2016/12/30
67500	Credit Suisse AG	China Life R Bear CBBC Jul 2017 A	0.2800	23.0800	22.5800	2017/07/11	40,000,000	2016/12/30
67502	Credit Suisse AG	CSOP A50 ETF R Bull CBBC Oct 2017 A	0.2500	10.6800	10.7800	2017/10/18	40,000,000	2016/12/30
67508	Credit Suisse AG	CSOP A50 ETF R Bull CBBC Oct 2017 B	0.2500	10.2800	10.3800	2017/10/12	40,000,000	2016/12/30
67440	Credit Suisse AG	HKEX R Bull CBBC Dec 2017 A	0.3000	154.08 per 100 units	156.08 per 100 units	2017/12/08	50,000,000	2016/12/30
67441	Credit Suisse AG	HKEX R Bear CBBC Jul 2017 B	0.2950	209.88 per 100 units	207.88 per 100 units	2017/07/21	50,000,000	2016/12/30
67426	Credit Suisse AG	HSBC R Bear CBBC Sep 2017 A	0.2500	67.48 per 100 units	65.98 per 100 units	2017/09/04	50,000,000	2016/12/30
67510	Credit Suisse AG	HSI R Bull CBBC Dec 2017 U	0.2500	21,550 per 10,000 units	21,750 per 10,000 units	2017/12/28	200,000,000	2016/12/30
67511	Credit Suisse AG	HSI R Bull CBBC Dec 2017 V	0.2500	21,668 per 10,000 units	21,868 per 10,000 units	2017/12/28	200,000,000	2016/12/30

Newly listed callable bull/bear contracts (continued)

Code	Issuer	Name of issue	Issue prices (HK\$)	Strike price (HKD) / Strike level per 10 units	Call price (HKD) / Call level per 10 units	Expiry date	No. of issue (units)	Listing date
67415	Credit Suisse AG	HSI R Bear CBBC Apr 2017 P	0.2500	22,100 per 12,000 units	21,900 per 12,000 units	2017/04/27	200,000,000	2016/12/30
67419	Credit Suisse AG	HSI R Bear CBBC May 2017 B	0.2500	21,950 per 15,000 units	21,750 per 15,000 units	2017/05/29	300,000,000	2016/12/30
67495	Credit Suisse AG	Ping An R Bear CBBC Oct 2017 A	0.2500	40.88 per 100 units	40.28 per 100 units	2017/10/03	50,000,000	2016/12/30
67452	Credit Suisse AG	Tencent R Bull CBBC Oct 2017 B	0.3500	148.98 per 100 units	150.98 per 100 units	2017/10/31	50,000,000	2016/12/30
67376	Goldman Sachs SP (Asia)	HSI R Bull CBBC Dec 2017 O	0.2500	21,750 per 10,000 units	21,850 per 10,000 units	2017/12/28	200,000,000	2016/12/30
67392	Goldman Sachs SP (Asia)	HSI R Bull CBBC Dec 2017 P	0.2500	20,650 per 10,000 units	20,750 per 10,000 units	2017/12/28	200,000,000	2016/12/30
67365	Goldman Sachs SP (Asia)	HSI R Bear CBBC Apr 2017 X	0.2500	22,150 per 10,000 units	21,950 per 10,000 units	2017/04/27	200,000,000	2016/12/30
67350	HK Bank	AAC Tech R Bull CBBC Jan 2018 A	0.2500	51.88 per 100 units	53.88 per 100 units	2018/01/15	40,000,000	2016/12/30
67310	HK Bank	ABC R Bull CBBC Jan 2018 A	0.2500	2.1000	2.1800	2018/01/15	50,000,000	2016/12/30
67315	HK Bank	AIA R Bull CBBC Dec 2017 B	0.2500	40.68 per 100 units	41.28 per 100 units	2017/12/22	60,000,000	2016/12/30
67329	HK Bank	AIA R Bull CBBC Jan 2018 A	0.2500	34.68 per 100 units	35.28 per 100 units	2018/01/08	60,000,000	2016/12/30
67330	HK Bank	AIA R Bear CBBC Jul 2017 A	0.2500	53.48 per 100 units	52.88 per 100 units	2017/07/17	40,000,000	2016/12/30
67241	HK Bank	CSOP A50 ETF R Bull CBBC Jan 2018 C	0.2500	9.5800	9.6800	2018/01/08	50,000,000	2016/12/30
67242	HK Bank	CSOP A50 ETF R Bull CBBC Jan 2018 D	0.2500	9.2800	9.3800	2018/01/15	50,000,000	2016/12/30
67243	HK Bank	A50 R Bull CBBC Jan 2018 B	0.2500	8.2800	8.3800	2018/01/15	50,000,000	2016/12/30
67245	HK Bank	A50 R Bull CBBC Jan 2018 C	0.2500	8.5800	8.6800	2018/01/15	50,000,000	2016/12/30
67250	HK Bank	A50 R Bull CBBC Jan 2018 D	0.2500	8.8800	8.9800	2018/01/08	50,000,000	2016/12/30
67240	HK Bank	HS H-SH ETF R Bull CBBC Dec 2017 A	0.2500	87.28 per 100 units	88.28 per 100 units	2017/12/22	50,000,000	2016/12/30
67238	HK Bank	HS H-SH ETF R Bull CBBC Jan 2018 A	0.2500	75.28 per 100 units	76.28 per 100 units	2018/01/15	50,000,000	2016/12/30
67239	HK Bank	HS H-SH ETF R Bull CBBC Jan 2018 B	0.2500	71.28 per 100 units	72.28 per 100 units	2018/01/22	50,000,000	2016/12/30
67263	HK Bank	HS H-SH ETF R Bull CBBC Jan 2018 C	0.2500	79.28 per 100 units	80.28 per 100 units	2018/01/08	50,000,000	2016/12/30
67237	HK Bank	HS H-SH ETF R Bear CBBC Jul 2017 A	0.2500	105.28 per 100 units	104.28 per 100 units	2017/07/17	40,000,000	2016/12/30
67307	HK Bank	Lenovo R Bear CBBC Jan 2018 A	0.2500	5.9800	5.6800	2018/01/08	40,000,000	2016/12/30
67339	HK Bank	Ping An R Bull CBBC Jan 2018 A	0.2500	33.08 per 100 units	33.68 per 100 units	2018/01/08	60,000,000	2016/12/30
67342	HK Bank	Ping An R Bull CBBC Jan 2018 B	0.2500	30.78 per 100 units	31.38 per 100 units	2018/01/15	60,000,000	2016/12/30
67348	HK Bank	Ping An R Bear CBBC Dec 2017 B	0.2500	41.98 per 100 units	41.38 per 100 units	2017/12/22	40,000,000	2016/12/30
67338	HK Bank	Sands China R Bear CBBC Jan 2018 A	0.2500	36.18 per 100 units	35.38 per 100 units	2018/01/08	40,000,000	2016/12/30
67540	J P Morgan SP BV	China Mobile R Bull CBBC Oct 2017 C	0.2500	77.38 per 100 units	78.88 per 100 units	2017/10/20	100,000,000	2016/12/30
67554	J P Morgan SP BV	HSI R Bull CBBC Jan 2018 U	0.2500	21,500 per 10,000 units	21,700 per 10,000 units	2018/01/30	200,000,000	2016/12/30
67549	J P Morgan SP BV	HSI R Bear CBBC Mar 2017 S	0.2500	22,300 per 10,000 units	22,100 per 10,000 units	2017/03/30	200,000,000	2016/12/30
67551	J P Morgan SP BV	HSI R Bear CBBC Mar 2017 T	0.2500	22,800 per 10,000 units	22,600 per 10,000 units	2017/03/30	200,000,000	2016/12/30
67298	Macquarie Bank Ltd.	HKEX R Bull CBBC Jul 2017 A	0.2500	170.88 per 100 units	172.88 per 100 units	2017/07/31	40,000,000	2016/12/30
67525	SG Issuer	HSI R Bull CBBC Dec 2017 Q	0.2500	19,158 per 12,000 units	19,258 per 12,000 units	2017/12/28	200,000,000	2016/12/30
67529	SG Issuer	HSI R Bull CBBC Dec 2017 R	0.2500	19,258 per 12,000 units	19,358 per 12,000 units	2017/12/28	200,000,000	2016/12/30
67524	SG Issuer	HSI R Bull CBBC Mar 2018 F	0.2500	18,958 per 12,000 units	19,058 per 12,000 units	2018/03/28	200,000,000	2016/12/30
67531	SG Issuer	HSI R Bull CBBC Mar 2018 H	0.2500	19,458 per 12,000 units	19,558 per 12,000 units	2018/03/28	200,000,000	2016/12/30
67532	SG Issuer	HSI R Bull CBBC Mar 2018 M	0.2500	21,658 per 12,000 units	21,758 per 12,000 units	2018/03/28	200,000,000	2016/12/30
67538	SG Issuer	HSI R Bear CBBC Apr 2017 S	0.2500	21,988 per 10,000 units	21,888 per 10,000 units	2017/04/27	200,000,000	2016/12/30
67522	UBS AG	HSI R Bull CBBC Oct 2017 N	0.2500	21,668 per 10,000 units	21,868 per 10,000 units	2017/10/30	200,000,000	2016/12/30
67521	UBS AG	HSI R Bear CBBC Apr 2017 L	0.2500	22,150 per 12,000 units	21,950 per 12,000 units	2017/04/27	250,000,000	2016/12/30
67517	UBS AG	HSI R Bear CBBC Apr 2017 M	0.2500	21,988 per 10,000 units	21,788 per 10,000 units	2017/04/27	200,000,000	2016/12/30

Further issue

List of expired CBBC, 2016

Code	CBBC	Last trading date	Delisted date
63645	BNP Paribas Arbit Issu B.V. -CSOP A50 ETF R Bull CBBC Dec15U	2015/12/30	2016/01/04
64296	BNP Paribas Arbit Issu B.V. - Ch Mob R Bull CBBC Dec 2015 E	2015/12/30	2016/01/04
63730	BNP Paribas Arbit Issu B.V. - Ch Mob R Bull CBBC Dec 2015 D	2015/12/30	2016/01/04
62669	BNP Paribas Arbit Issu B.V. - Ch Mob R Bull CBBC Dec 2015 C	2015/12/30	2016/01/04
62469	BNP Paribas Arbit Issu B.V. - TCH R Bull CBBC Dec 2015 E	2015/12/30	2016/01/04
68245	BNP Paribas Arbit Issu B.V. - HKEX R Bear CBBC Dec 2015 C	2015/12/30	2016/01/04
68252	BNP Paribas Arbit Issu B.V. - Ping An R Bear CBBC Dec 2015 C	2015/12/30	2016/01/04
61450	BNP Paribas Arbit Issu B.V. - HKEX R Bull CBBC Dec 2015 J	2015/12/30	2016/01/04
62161	BNP Paribas Arbit Issu B.V. - TCH R Bear CBBC Dec 2015 C	2015/12/30	2016/01/04
62162	BNP Paribas Arbit Issu B.V. - Ch Mob R Bear CBBC Dec 2015 B	2015/12/30	2016/01/04
64494	J P Morgan SP BV - HSI R Bull CBBC Dec 2016 J	2015/12/31	2016/01/04
64398	SGA Societe Generale Acceptance N.V.-HSI R Bull CBBC Sep 16K	2015/12/31	2016/01/04
64399	BNP Paribas Arbit Issu B.V. - HSI R Bull CBBC Oct 2016 W	2015/12/31	2016/01/04
64473	UBS AG - HSI R Bull CBBC Nov 2016 N	2015/12/31	2016/01/04
64504	Credit Suisse AG - HSI R Bull CBBC Oct 2016 K	2015/12/31	2016/01/04
64474	J P Morgan SP BV - HSI R Bear CBBC Mar 2016 W	2015/12/31	2016/01/04
64497	Credit Suisse AG - HSI R Bear CBBC Mar 2016 V	2015/12/31	2016/01/04
64508	Credit Suisse AG - HSI R Bull CBBC Oct 2016 N	2015/12/31	2016/01/04
65052	SGA Societe Generale Acceptance N.V.-HSI R Bull CBBC Oct 16B	2016/01/04	2016/01/05
63844	UBS AG - HSI R Bull CBBC Feb 2017 B	2016/01/04	2016/01/05
63859	UBS AG - HSI R Bull CBBC Nov 2016 I	2016/01/04	2016/01/05
65092	Credit Suisse AG - HSI R Bull CBBC Nov 2016 K	2016/01/04	2016/01/05
65089	Credit Suisse AG - HSI R Bull CBBC Nov 2016 J	2016/01/04	2016/01/05
65082	Credit Suisse AG - HSCEI R Bull CBBC Nov 2016 A	2016/01/04	2016/01/05
63889	Credit Suisse AG - HSI R Bull CBBC Oct 2016 A	2016/01/04	2016/01/05
65066	BNP Paribas Arbit Issu B.V. - HSI R Bull CBBC Sep 2016 F	2016/01/04	2016/01/05
63841	UBS AG - HSI R Bull CBBC Oct 2016 U	2016/01/04	2016/01/05
65079	J P Morgan SP BV - HSI R Bull CBBC Dec 2016 M	2016/01/04	2016/01/05
65067	UBS AG - HSI R Bull CBBC Dec 2016 F	2016/01/04	2016/01/05
65070	UBS AG - HSI R Bull CBBC Feb 2017 C	2016/01/04	2016/01/05
63741	UBS AG - HSI R Bull CBBC Nov 2016 H	2016/01/04	2016/01/05
63888	Credit Suisse AG - HSI R Bull CBBC Sep 2016 F	2016/01/04	2016/01/05
65081	J P Morgan SP BV - HSI R Bull CBBC Jan 2017 P	2016/01/04	2016/01/05
64848	Bank of East Asia - China Mobile R Bull CBBC Aug 2016 A	2016/01/04	2016/01/05
63460	SGA Societe Generale Acceptance N.V.-HSI R Bull CBBC Oct16 W	2016/01/04	2016/01/05
63462	SGA Societe Generale Acceptance N.V.-HSI R Bull CBBC Jul16 T	2016/01/04	2016/01/05
63466	J P Morgan SP BV - HSI R Bull CBBC Oct 2016 U	2016/01/04	2016/01/05
63470	J P Morgan SP BV - HSI R Bull CBBC Sep 2016 Z	2016/01/04	2016/01/05
63015	SGA Societe Generale Acceptance N.V.-HSI R Bull CBBC Oct16 R	2016/01/04	2016/01/05
64590	HK Bank - CRRC R Bull CBBC Jul 2016 A	2016/01/04	2016/01/05
62786	UBS AG - China Mobile R Bull CBBC Jul 2016 C	2016/01/04	2016/01/05
63532	Credit Suisse AG - HSI R Bull CBBC Oct 2016 U	2016/01/04	2016/01/05
63534	Credit Suisse AG - HSI R Bull CBBC Oct 2016 V	2016/01/04	2016/01/05
63561	UBS AG - HSI R Bull CBBC Nov 2016 Y	2016/01/04	2016/01/05
64719	HK Bank - CSOP A50 ETF R Bull CBBC Jul 2016 H	2016/01/04	2016/01/05
64144	Credit Suisse AG - China Mobile R Bull CBBC Jan 2016 B	2016/01/04	2016/01/05
63838	UBS AG - HSCEI R Bull CBBC Oct 2016 E	2016/01/04	2016/01/05
63613	HK Bank - HSI R Bull CBBC Sep 2016 Y	2016/01/04	2016/01/05
63643	HK Bank - CSOP A50 ETF R Bull CBBC Oct 2016 B	2016/01/04	2016/01/05
63644	HK Bank - China Life R Bull CBBC Jul 2016 D	2016/01/04	2016/01/05
63707	Credit Suisse AG - HSI R Bull CBBC Nov 2016 U	2016/01/04	2016/01/05
63726	Credit Suisse AG - HSI R Bull CBBC Nov 2016 V	2016/01/04	2016/01/05
63740	UBS AG - HSI R Bull CBBC Nov 2016 Z	2016/01/04	2016/01/05
64579	HK Bank - CAM CSI300 R Bull CBBC Nov 2016 B	2016/01/04	2016/01/05
63744	J P Morgan SP BV - HSI R Bull CBBC Nov 2016 N	2016/01/04	2016/01/05
63893	Credit Suisse AG - HSI R Bull CBBC Sep 2016 U	2016/01/04	2016/01/05
63817	SGA Societe Generale Acceptance N.V.-HSI R Bull CBBC Jun16 M	2016/01/04	2016/01/05
63820	SGA Societe Generale Acceptance N.V.-HSI R Bull CBBC Jun16 U	2016/01/04	2016/01/05
63565	UBS AG - HSI R Bull CBBC Dec 2016 Y	2016/01/04	2016/01/05
64089	J P Morgan SP BV - HSI R Bull CBBC Oct 2016 X	2016/01/04	2016/01/05
65447	HK Bank - CSOP A50 ETF R Bull CBBC Aug 2016 H	2016/01/04	2016/01/05
64149	J P Morgan SP BV - HSI R Bull CBBC Jan 2017 O	2016/01/04	2016/01/05
64145	J P Morgan SP BV - HSI R Bull CBBC Dec 2016 V	2016/01/04	2016/01/05
64002	BNP Paribas Arbit Issu B.V. - HSI R Bull CBBC Oct 2016 V	2016/01/04	2016/01/05
64143	J P Morgan SP BV - HSI R Bull CBBC Nov 2016 Y	2016/01/04	2016/01/05
64141	Credit Suisse AG - HSI R Bull CBBC Oct 2016 D	2016/01/04	2016/01/05
64136	UBS AG - HSI R Bull CBBC Nov 2016 K	2016/01/04	2016/01/05
64010	UBS AG - HSI R Bull CBBC Oct 2016 W	2016/01/04	2016/01/05
68056	BNP Paribas Arbit Issu B.V. -CSOP A50 ETF R Bull CBBC Jun16A	2016/01/04	2016/01/05
64108	HK Bank - HSI R Bull CBBC Oct 2016 R	2016/01/04	2016/01/05
63993	SGA Societe Generale Acceptance N.V.-HSI R Bull CBBC Jul 16U	2016/01/04	2016/01/05
64017	Credit Suisse AG - HSI R Bull CBBC Nov 2016 Y	2016/01/04	2016/01/05
63989	Macquarie Bank Ltd. - HSI R Bull CBBC Jul 2016 C	2016/01/04	2016/01/05
64024	BNP Paribas Arbit Issu B.V. - HSI R Bull CBBC Nov 2016 H	2016/01/04	2016/01/05
64031	SGA Societe Generale Acceptance N.V.-HSI R Bull CBBC Aug16 P	2016/01/04	2016/01/05
64085	J P Morgan SP BV - HSI R Bull CBBC Nov 2016 V	2016/01/04	2016/01/05
64059	Credit Suisse AG - HSI R Bull CBBC Dec 2016 L	2016/01/04	2016/01/05
64058	Credit Suisse AG - HSI R Bull CBBC Dec 2016 K	2016/01/04	2016/01/05
64032	SGA Societe Generale Acceptance N.V.-HSI R Bull CBBC Sep16 Y	2016/01/04	2016/01/05
64053	Credit Suisse AG - HSI R Bull CBBC Dec 2016 J	2016/01/04	2016/01/05
64048	UBS AG - HSI R Bull CBBC Nov 2016 M	2016/01/04	2016/01/05
64046	UBS AG - HSI R Bull CBBC Nov 2016 L	2016/01/04	2016/01/05
64037	SGA Societe Generale Acceptance N.V.-HSI R Bull CBBC Aug16 N	2016/01/04	2016/01/05
64101	HK Bank - A50 R Bull CBBC Oct 2016 F	2016/01/04	2016/01/05
64295	BNP Paribas Arbit Issu B.V. - A50 Ch R Bull CBBC Jun 2016 C	2016/01/04	2016/01/05
63899	Credit Suisse AG - HSCEI R Bull CBBC Sep 2016 B	2016/01/04	2016/01/05
63906	J P Morgan SP BV - HSI R Bull CBBC Oct 2016 W	2016/01/04	2016/01/05

List of expired CBBC, 2016 (continued)

Code	CBBC	Last trading date	Delisted date
63405	BNP Paribas Arbit Issu B.V. – HSI R Bull CBBC Oct 2016 T	2016/01/04	2016/01/05
63935	J P Morgan SP BV – HSI R Bull CBBC Nov 2016 P	2016/01/04	2016/01/05
63666	SGA Societe Generale Acceptance N.V.-HSI R Bull CBBC Sep16 J	2016/01/04	2016/01/05
63952	HK Bank – HKEK R Bull CBBC Oct 2016 O	2016/01/04	2016/01/05
64517	J P Morgan SP BV – HSI R Bull CBBC Dec 2016 L	2016/01/04	2016/01/05
64512	J P Morgan SP BV – HSCEI R Bull CBBC Dec 2016 F	2016/01/04	2016/01/05
63953	HK Bank – HSI R Bull CBBC Aug 2016 V	2016/01/04	2016/01/05
64315	SGA Societe Generale Acceptance NV -HSCEI R Bull CBBC Oct16A	2016/01/04	2016/01/05
63995	SGA Societe Generale Acceptance N.V.-HSI R Bull CBBC Jun 16Y	2016/01/04	2016/01/05
64311	BNP Paribas Arbit Issu B.V. – CAM CSI300 R Bull CBBC Sep 16G	2016/01/04	2016/01/05
61540	HK Bank – China Mobile R Bull CBBC Oct 2016 H	2016/01/04	2016/01/05
64253	SGA Societe Generale Acceptance N.V.-HSI R Bull CBBC Oct 16Y	2016/01/04	2016/01/05
64252	J P Morgan SP BV – HSI R Bull CBBC Dec 2016 Y	2016/01/04	2016/01/05
63954	HK Bank – HSCEI R Bull CBBC Sep 2016 J	2016/01/04	2016/01/05
64237	J P Morgan SP BV – HSI R Bull CBBC Dec 2016 X	2016/01/04	2016/01/05
64220	Credit Suisse AG – HSI R Bull CBBC Nov 2016 A	2016/01/04	2016/01/05
64168	SGA Societe Generale Acceptance N.V-CSA50 R Bull CBBC Mar17A	2016/01/04	2016/01/05
64161	HK Bank – HSI R Bull CBBC Sep 2016 Z	2016/01/04	2016/01/05
63986	BNP Paribas Arbit Issu B.V. – HSCEI R Bull CBBC Dec 2016 J	2016/01/04	2016/01/05
64011	UBS AG – HSI R Bull CBBC Dec 2016 I	2016/01/04	2016/01/05
63987	Macquarie Bank Ltd. – HSI R Bull CBBC Jul 2016 B	2016/01/04	2016/01/05
64312	BNP Paribas Arbit Issu B.V. – Ping An R Bull CBBC Dec 2016 E	2016/01/04	2016/01/05
67076	J P Morgan SP BV – A50 China R Bull CBBC Jul 2016 D	2016/01/04	2016/01/05
60057	UBS AG – CSOP A50 ETF R Bull CBBC Jun 2016 A	2016/01/04	2016/01/05
63123	J P Morgan SP BV – HSCEI R Bull CBBC Nov 2016 C	2016/01/04	2016/01/05
63317	J P Morgan SP BV – HSI R Bull CBBC Dec 2016 U	2016/01/04	2016/01/05
69773	HK Bank – A50 R Bull CBBC Dec 2016 D	2016/01/04	2016/01/05
64171	HK Bank – A50 R Bull CBBC Dec 2016 C	2016/01/04	2016/01/05
63311	BNP Paribas Arbit Issu B.V. – HSI R Bull CBBC Oct 2016 S	2016/01/04	2016/01/05
66931	BNP Paribas Arbit Issu B.V. – CAM CSI300 R Bull CBBC Sep16 E	2016/01/04	2016/01/05
67079	J P Morgan SP BV – CSOP A50 ETF R Bull CBBC Jun 2016 F	2016/01/04	2016/01/05
67158	J P Morgan SP BV – China Mobile R Bull CBBC Aug 2016 A	2016/01/04	2016/01/05
63227	BNP Paribas Arbit Issu B.V. – HSI R Bull CBBC Sep 2016 C	2016/01/04	2016/01/05
63300	UBS AG – HSI R Bull CBBC Dec 2016 X	2016/01/04	2016/01/05
63201	BNP Paribas Arbit Issu B.V. – HSI R Bull CBBC Oct 2016 R	2016/01/04	2016/01/05
62123	Credit Suisse AG – CRRR R Bull CBBC Jul 2016 A	2016/01/04	2016/01/05
67988	HK Bank – CAM CSI300 R Bull CBBC Oct 2016 D	2016/01/04	2016/01/05
63256	Credit Suisse AG – HSI R Bull CBBC Sep 2016 N	2016/01/04	2016/01/05
67521	HK Bank – CKP R Bull CBBC Nov 2016 A	2016/01/04	2016/01/05
63209	SGA Societe Generale Acceptance N.V.-HSI R Bull CBBC Jun16 L	2016/01/04	2016/01/05
65131	Credit Suisse AG – HSI R Bull CBBC Sep 2016 W	2016/01/05	2016/01/06
65139	J P Morgan SP BV – HSI R Bull CBBC Nov 2016 C	2016/01/05	2016/01/06
65142	UBS AG – HSI R Bull CBBC Dec 2016 H	2016/01/05	2016/01/06
61132	Credit Suisse AG – China Mobile R Bull CBBC Jul 2016 A	2016/01/05	2016/01/06
63834	UBS AG – Ping An R Bull CBBC Oct 2016 D	2016/01/05	2016/01/06
63829	BNP Paribas Arbit Issu B.V. – HKEK R Bull CBBC Sep 2016 E	2016/01/05	2016/01/06
63813	SGA Societe Generale Acceptance N.V.-HSI R Bull CBBC Aug16 R	2016/01/05	2016/01/06
63664	SGA Societe Generale Acceptance N.V.-HSI R Bull CBBC Jul16 Q	2016/01/05	2016/01/06
63745	J P Morgan SP BV – HSI R Bull CBBC Oct 2016 V	2016/01/05	2016/01/06
63743	UBS AG – HSI R Bull CBBC Dec 2016 D	2016/01/05	2016/01/06
65123	Credit Suisse AG – China Life R Bull CBBC Aug 2016 A	2016/01/05	2016/01/06
63886	Credit Suisse AG – HSI R Bull CBBC Sep 2016 A	2016/01/05	2016/01/06
66010	UBS AG – CAM CSI300 R Bull CBBC Aug 2016 C	2016/01/05	2016/01/06
63631	HK Bank – HSCEI R Bull CBBC Oct 2016 I	2016/01/05	2016/01/06
63617	HK Bank – HSI R Bull CBBC Oct 2016 Q	2016/01/05	2016/01/06
63566	UBS AG – HSI R Bull CBBC Dec 2016 Z	2016/01/05	2016/01/06
63535	Credit Suisse AG – HSI R Bull CBBC Oct 2016 W	2016/01/05	2016/01/06
65150	J P Morgan SP BV – HSI R Bull CBBC Jan 2017 Q	2016/01/05	2016/01/06
64016	Credit Suisse AG – HSI R Bull CBBC Nov 2016 X	2016/01/05	2016/01/06
63991	Macquarie Bank Ltd. – HSI R Bull CBBC Jul 2016 D	2016/01/05	2016/01/06
64201	SGA Societe Generale Acceptance N.V.-A50 R Bull CBBC Feb 17A	2016/01/05	2016/01/06
63984	BNP Paribas Arbit Issu B.V. – HSCEI R Bull CBBC Nov 2016 J	2016/01/05	2016/01/06
64391	SGA Societe Generale Acceptance N.V.-HSI R Bull CBBC Oct 16Z	2016/01/05	2016/01/06
63937	Goldman Sachs SP (Asia) – HSI R Bull CBBC Sep 2016 D	2016/01/05	2016/01/06
63860	UBS AG – HSI R Bull CBBC Nov 2016 J	2016/01/05	2016/01/06
62948	HK Bank – Ping An R Bull CBBC Oct 2016 J	2016/01/05	2016/01/06
65121	Credit Suisse AG – Ping An R Bull CBBC Oct 2016 A	2016/01/05	2016/01/06
61246	J P Morgan SP BV – China Mobile R Bull CBBC Oct 2016 B	2016/01/05	2016/01/06
61135	HK Bank – HKEK R Bear CBBC Jan 2016 F	2016/01/05	2016/01/07
65101	SGA Societe Generale Acceptance N.V.-HSI R Bull CBBC Nov 16B	2016/01/05	2016/01/06
65104	Credit Suisse AG – HSI R Bull CBBC Sep 2016 V	2016/01/05	2016/01/06
65105	Credit Suisse AG – CSOP A50 ETF R Bull CBBC Aug 2016 B	2016/01/05	2016/01/06
65106	Credit Suisse AG – A50 China R Bull CBBC Aug 2016 B	2016/01/05	2016/01/06
65108	Credit Suisse AG – HS H-SH ETF R Bull CBBC Aug 2016 A	2016/01/05	2016/01/06
64627	HK Bank – A50 R Bull CBBC Feb 2017 B	2016/01/05	2016/01/06
63414	BNP Paribas Arbit Issu B.V. – HSI R Bull CBBC Sep 2016 D	2016/01/05	2016/01/06
63471	J P Morgan SP BV – HSI R Bull CBBC Nov 2016 X	2016/01/05	2016/01/06
66124	Bank of East Asia – CRRR R Bull CBBC Oct 2016 A	2016/01/05	2016/01/06
64635	HK Bank – CNOOC R Bear CBBC Jan 2016 A	2016/01/05	2016/01/07
61103	BNP Paribas Arbit Issu B.V. – Ch Mob R Bull CBBC Dec 2016 B	2016/01/05	2016/01/06
63440	SGA Societe Generale Acceptance N.V.-HSI R Bull CBBC Jun16 O	2016/01/05	2016/01/06
63419	BNP Paribas Arbit Issu B.V. – HSI R Bull CBBC Oct 2016 U	2016/01/05	2016/01/06
60404	HK Bank – China Mobile R Bull CBBC Oct 2016 A	2016/01/05	2016/01/06
60555	Standard Chartered Bank – HSI R Bull CBBC Aug 2016 R	2016/01/06	2016/01/07
64109	SGA Societe Generale Acceptance N.V.-HSI R Bull CBBC Oct16 X	2016/01/06	2016/01/07
60599	Credit Suisse AG – HSI R Bull CBBC Jul 2016 G	2016/01/06	2016/01/07
65169	UBS AG – HSCEI R Bull CBBC Feb 2017 A	2016/01/06	2016/01/07

List of expired CBBC, 2016 (continued)

Code	CBBC	Last trading date	Delisted date
62273	J P Morgan SP BV – HSI R Bull CBBC Sep 2016 L	2016/01/06	2016/01/07
60875	Credit Suisse AG – HSI R Bull CBBC Jul 2016 L	2016/01/06	2016/01/07
65172	Credit Suisse AG – HSI R Bull CBBC Aug 2016 D	2016/01/06	2016/01/07
65174	J P Morgan SP BV – HSI R Bull CBBC Dec 2016 F	2016/01/06	2016/01/07
65177	J P Morgan SP BV – HSI R Bull CBBC Jan 2017 R	2016/01/06	2016/01/07
63729	Credit Suisse AG – HSI R Bull CBBC Nov 2016 W	2016/01/06	2016/01/07
60505	SGA Societe Generale Acceptance N.V.-HSI R Bull CBBC Jul16 F	2016/01/06	2016/01/07
61509	J P Morgan SP BV – HSI R Bull CBBC Jan 2017 J	2016/01/06	2016/01/07
61982	Credit Suisse AG – HSCEI R Bull CBBC May 2016 D	2016/01/06	2016/01/07
65170	UBS AG – HSI R Bull CBBC Dec 2016 G	2016/01/06	2016/01/07
65120	Credit Suisse AG – TCH R Bull CBBC Aug 2016 A	2016/01/06	2016/01/07
62060	HK Bank – Anhui Conch R Bull CBBC Jun 2016 A	2016/01/06	2016/01/07
64269	UBS AG – HSI R Bull CBBC Aug 2016 X	2016/01/06	2016/01/07
69227	HK Bank – PetCh R Bull CBBC Dec 2016 F	2016/01/06	2016/01/07
65152	SGA Societe Generale Acceptance N.V.-HSI R Bull CBBC Jul 16R	2016/01/06	2016/01/07
61116	SGA Societe Generale Acceptance N.V.-HSI R Bull CBBC Sep16 U	2016/01/06	2016/01/07
63862	UBS AG – HSI R Bull CBBC Oct 2016 V	2016/01/06	2016/01/07
63108	J P Morgan SP BV – HSI R Bull CBBC Jan 2017 M	2016/01/06	2016/01/07
61536	Macquarie Bank Ltd. – HSI R Bull CBBC Mar 2016 L	2016/01/06	2016/01/07
60537	J P Morgan SP BV – HSI R Bull CBBC Jul 2016 T	2016/01/06	2016/01/07
60517	BNP Paribas Arbit Issu B.V. – HSI R Bull CBBC Dec 2016 A	2016/01/06	2016/01/07
64100	HK Bank – TCH R Bull CBBC Aug 2016 M	2016/01/06	2016/01/07
60923	UBS AG – HSI R Bull CBBC Sep 2016 Q	2016/01/06	2016/01/07
64691	HK Bank – A50 R Bull CBBC Mar 2017 C	2016/01/07	2016/01/08
62459	HK Bank – TCH R Bull CBBC Oct 2016 C	2016/01/07	2016/01/08
61517	HK Bank – Ping An R Bull CBBC Nov 2016 K	2016/01/07	2016/01/08
65166	Credit Suisse AG – CSOP A50 ETF R Bull CBBC Jun 2016 B	2016/01/07	2016/01/08
64699	HK Bank – CSOP A50 ETF R Bull CBBC Mar 2017 A	2016/01/07	2016/01/08
64698	HK Bank – CSOP A50 ETF R Bull CBBC Feb 2017 A	2016/01/07	2016/01/08
64617	HK Bank – HS H-SH ETF R Bull CBBC Feb 2017 B	2016/01/07	2016/01/08
64697	HK Bank – A50 R Bull CBBC Feb 2017 C	2016/01/07	2016/01/08
64632	HK Bank – A50 R Bull CBBC Mar 2017 B	2016/01/07	2016/01/08
64593	HK Bank – HSCEI R Bull CBBC Oct 2016 K	2016/01/07	2016/01/08
63941	HK Bank – Galaxy Ent R Bull CBBC Nov 2016 D	2016/01/07	2016/01/08
69772	HK Bank – China Mobile R Bull CBBC Dec 2016 B	2016/01/07	2016/01/08
62567	BNP Paribas Arbit Issu B.V. – HS H ETF R Bull CBBC Jan 2016G	2016/01/07	2016/01/08
63943	HK Bank – HS H-SH ETF R Bull CBBC Sep 2016 C	2016/01/07	2016/01/08
60263	J P Morgan SP BV – HSI R Bull CBBC Oct 2016 M	2016/01/07	2016/01/08
64749	Credit Suisse AG – HSEX R Bull CBBC Jun 2016 B	2016/01/07	2016/01/08
69151	HK Bank – CAM CSI300 R Bull CBBC Sep 2016 D	2016/01/07	2016/01/08
61218	HK Bank – HSI R Bull CBBC Oct 2016 K	2016/01/07	2016/01/08
61219	HK Bank – HSI R Bull CBBC Nov 2016 K	2016/01/07	2016/01/08
60138	Macquarie Bank Ltd. – HSI R Bull CBBC May 2016 E	2016/01/07	2016/01/08
61254	BNP Paribas Arbit Issu B.V. – HSI R Bull CBBC Nov 2016 F	2016/01/07	2016/01/08
61361	J P Morgan SP BV – HSI R Bull CBBC Aug 2016 W	2016/01/07	2016/01/08
61242	J P Morgan SP BV – HSI R Bull CBBC Jan 2017 I	2016/01/07	2016/01/08
63426	SGA Societe Generale Acceptance N.V.-HSI R Bull CBBC Oct16 U	2016/01/07	2016/01/08
61388	Credit Suisse AG – HSI R Bull CBBC Apr 2016 L	2016/01/07	2016/01/08
61397	Credit Suisse AG – HSI R Bull CBBC Apr 2016 Q	2016/01/07	2016/01/08
60265	SGA Societe Generale Acceptance N.V.-HSI R Bull CBBC Aug16 S	2016/01/07	2016/01/08
61399	Credit Suisse AG – HSI R Bull CBBC Apr 2016 D	2016/01/07	2016/01/08
64726	HK Bank – CSOP A50 ETF R Bull CBBC Feb 2017 B	2016/01/07	2016/01/08
61341	Macquarie Bank Ltd. – HSI R Bull CBBC May 2016 G	2016/01/07	2016/01/08
62386	Standard Chartered Bank – HSCEI R Bull CBBC Jul 2016 B	2016/01/07	2016/01/08
64867	HK Bank – ABC R Bull CBBC Nov 2016 D	2016/01/07	2016/01/08
61351	Macquarie Bank Ltd. – HSI R Bull CBBC May 2016 H	2016/01/07	2016/01/08
60413	J P Morgan SP BV – HSI R Bull CBBC Aug 2016 U	2016/01/07	2016/01/08
63898	Credit Suisse AG – HSCEI R Bull CBBC Oct 2016 B	2016/01/07	2016/01/08
61494	HK Bank – HSI R Bull CBBC Feb 2017 A	2016/01/07	2016/01/08
64787	HK Bank – Ping An R Bull CBBC Nov 2016 L	2016/01/07	2016/01/08
60414	J P Morgan SP BV – HSI R Bull CBBC Apr 2016 G	2016/01/07	2016/01/08
65496	HK Bank – TCH R Bull CBBC Sep 2016 F	2016/01/07	2016/01/08
61496	HK Bank – CNOOC R Bull CBBC Dec 2016 E	2016/01/07	2016/01/08
61263	J P Morgan SP BV – CSOP A50 ETF R Bull CBBC Aug 2016 D	2016/01/07	2016/01/08
60691	BNP Paribas Arbit Issu B.V. – HSI R Bull CBBC Dec 2016 C	2016/01/07	2016/01/08
69213	HK Bank – Sinopec Corp R Bull CBBC Nov 2016 D	2016/01/07	2016/01/08
60776	Credit Suisse AG – HSCEI R Bull CBBC Jun 2016 A	2016/01/07	2016/01/08
60680	J P Morgan SP BV – HSI R Bull CBBC Apr 2016 I	2016/01/07	2016/01/08
61955	UBS AG – A50 China R Bull CBBC Mar 2016 D	2016/01/07	2016/01/08
67551	HK Bank – Haitong Sec R Bull CBBC Sep 2016 C	2016/01/07	2016/01/08
62405	HK Bank – HSI R Bull CBBC Aug 2016 O	2016/01/07	2016/01/08
62444	HK Bank – CSOP A50 ETF R Bull CBBC Aug 2016 G	2016/01/07	2016/01/08
67637	Bank of East Asia – CKP R Bull CBBC Nov 2016 A	2016/01/07	2016/01/08
61951	UBS AG – CSOP A50 ETF R Bull CBBC Feb 2016 B	2016/01/07	2016/01/08
62776	J P Morgan SP BV – HSI R Bull CBBC Dec 2016 H	2016/01/07	2016/01/08
67753	HK Bank – BOCL R Bull CBBC Jul 2016 A	2016/01/07	2016/01/08
64983	Bank of East Asia – A50 China R Bull CBBC Dec 2016 A	2016/01/07	2016/01/08
60678	J P Morgan SP BV – HSI R Bull CBBC Jul 2016 B	2016/01/07	2016/01/08
61115	SGA Societe Generale Acceptance NV -HSCEI R Bull CBBC Mar16F	2016/01/07	2016/01/08
62098	Credit Suisse AG – BOCL R Bull CBBC Jul 2016 A	2016/01/07	2016/01/08
64987	Bank of East Asia – CSOP A50 ETF R Bull CBBC Dec 2016 A	2016/01/07	2016/01/08
60709	BNP Paribas Arbit Issu B.V. – HSI R Bull CBBC Dec 2016 G	2016/01/07	2016/01/08
68467	Bank of East Asia – TCH R Bull CBBC Dec 2016 A	2016/01/07	2016/01/08
68364	UBS AG – HSBC R Bull CBBC Nov 2016 B	2016/01/07	2016/01/08
68198	J P Morgan SP BV – Tracker Fund R Bull CBBC Dec 2016 B	2016/01/07	2016/01/08
62963	UBS AG – A50 China R Bull CBBC Jun 2016 B	2016/01/07	2016/01/08
61269	SGA Societe Generale Acceptance N.V-CSA50 R Bull CBBC Sep16A	2016/01/07	2016/01/08

List of expired CBBC, 2016 (continued)

Code	CBBC	Last trading date	Delisted date
68191	J P Morgan SP BV – CKP R Bull CBBC Oct 2016 A	2016/01/07	2016/01/08
60711	BNP Paribas Arbit Issu B.V. – HSI R Bull CBBC Dec 2016 T	2016/01/07	2016/01/08
63476	BNP Paribas Arbit Issu B.V. – CSOP A50 ETF R Bull CBBC Mar16H	2016/01/07	2016/01/08
63490	BNP Paribas Arbit Issu B.V. – A50 Ch R Bull CBBC Mar 2016 G	2016/01/07	2016/01/08
61579	Credit Suisse AG – HS H-SH ETF R Bull CBBC Apr 2016 A	2016/01/07	2016/01/08
64546	UBS AG – CSOP A50 ETF R Bull CBBC May 2016 B	2016/01/07	2016/01/08
60756	SGA Societe Generale Acceptance N.V.-HSI R Bull CBBC Aug16 J	2016/01/07	2016/01/08
61944	BNP Paribas Arbit Issu B.V. – Ping An R Bull CBBC Dec 2016 C	2016/01/07	2016/01/08
64525	HK Bank – HSCEI R Bull CBBC Nov 2016 E	2016/01/07	2016/01/08
61706	UBS AG – HSI R Bull CBBC Jul 2016 M	2016/01/07	2016/01/08
66936	BNP Paribas Arbit Issu B.V. – TCH R Bull CBBC Jun 2016 A	2016/01/07	2016/01/08
67066	J P Morgan SP BV – HKEX R Bull CBBC Sep 2016 A	2016/01/07	2016/01/08
61352	J P Morgan SP BV – HSI R Bull CBBC Oct 2016 N	2016/01/07	2016/01/08
61720	UBS AG – HSI R Bull CBBC Jul 2016 A	2016/01/07	2016/01/08
67169	J P Morgan SP BV – Ping An R Bull CBBC Oct 2016 D	2016/01/07	2016/01/08
60558	BNP Paribas Arbit Issu B.V. – HSI R Bull CBBC Nov 2016 N	2016/01/07	2016/01/08
67185	J P Morgan SP BV – Tencent R Bull CBBC Jun 2016 D	2016/01/07	2016/01/08
61747	UBS AG – HSI R Bull CBBC Sep 2016 S	2016/01/07	2016/01/08
60304	BNP Paribas Arbit Issu B.V. – HSCEI R Bull CBBC Nov 2016 A	2016/01/07	2016/01/08
61748	UBS AG – HSI R Bull CBBC Jun 2016 D	2016/01/07	2016/01/08
60749	BNP Paribas Arbit Issu B.V. – HSCEI R Bull CBBC Dec 2016 C	2016/01/07	2016/01/08
67217	HK Bank – AIA R Bull CBBC Oct 2016 D	2016/01/07	2016/01/08
64542	HK Bank – HSCEI R Bull CBBC Oct 2016 J	2016/01/07	2016/01/08
61989	Credit Suisse AG – A50 China R Bull CBBC May 2016 B	2016/01/07	2016/01/08
64214	SGA Societe Generale Acceptance N.V.- TCH R Bull CBBC Jul16A	2016/01/07	2016/01/08
60638	SGA Societe Generale Acceptance N.V.-HSI R Bull CBBC Sep16 O	2016/01/07	2016/01/08
64197	SGA Societe Generale Acceptance N.V.-A50 R Bull CBBC Apr 17A	2016/01/07	2016/01/08
60528	HK Bank – CM Bank R Bull CBBC Oct 2016 A	2016/01/07	2016/01/08
60535	HK Bank – HSI R Bull CBBC Dec 2016 G	2016/01/07	2016/01/08
61998	Credit Suisse AG – Ping An R Bull CBBC Aug 2016 A	2016/01/07	2016/01/08
60647	SGA Societe Generale Acceptance N.V.-HSI R Bull CBBC Aug16 X	2016/01/07	2016/01/08
64837	Goldman Sachs SP (Asia) – HSI R Bull CBBC Jul 2016 A	2016/01/07	2016/01/08
67522	HK Bank – Sands China R Bull CBBC Oct 2016 A	2016/01/07	2016/01/08
60649	SGA Societe Generale Acceptance N.V.-HSI R Bull CBBC Jul16 G	2016/01/07	2016/01/08
62044	Credit Suisse AG – CCB R Bull CBBC Jul 2016 A	2016/01/07	2016/01/08
64052	HK Bank – HKEX R Bull CBBC Oct 2016 K	2016/01/07	2016/01/08
64818	HK Bank – CC Bank R Bull CBBC Nov 2016 D	2016/01/07	2016/01/08
64689	UBS AG – CAM CSI300 R Bull CBBC Sep 2016 C	2016/01/07	2016/01/08
64348	HK Bank – China Life R Bull CBBC Jul 2016 A	2016/01/07	2016/01/08
63609	J P Morgan SP BV – China Life R Bull CBBC Dec 2016 A	2016/01/07	2016/01/08
63610	J P Morgan SP BV – Sands China R Bull CBBC Dec 2016 A	2016/01/07	2016/01/08
61006	Credit Suisse AG – HSI R Bull CBBC Jun 2016 Y	2016/01/07	2016/01/08
63612	J P Morgan SP BV – HKEX R Bull CBBC Sep 2016 D	2016/01/07	2016/01/08
61008	Credit Suisse AG – HSI R Bull CBBC Jun 2016 B	2016/01/07	2016/01/08
67928	BNP Paribas Arbit Issu B.V. – CSOP A50 ETF R Bull CBBC Mar16G	2016/01/07	2016/01/08
63775	HK Bank – PetCh R Bull CBBC Dec 2016 B	2016/01/07	2016/01/08
67985	HK Bank – A50 R Bull CBBC Sep 2016 B	2016/01/07	2016/01/08
61018	UBS AG – HSI R Bull CBBC Jun 2016 R	2016/01/07	2016/01/08
61019	UBS AG – HSI R Bull CBBC Jun 2016 P	2016/01/07	2016/01/08
61044	J P Morgan SP BV – HSI R Bull CBBC Aug 2016 V	2016/01/07	2016/01/08
60873	Credit Suisse AG – HSI R Bull CBBC Jul 2016 J	2016/01/07	2016/01/08
64150	J P Morgan SP BV – CSOP A50 ETF R Bull CBBC Aug 2016 C	2016/01/07	2016/01/08
69175	HK Bank – A50 R Bull CBBC Jul 2016 C	2016/01/07	2016/01/08
61020	UBS AG – HSI R Bull CBBC Aug 2016 L	2016/01/07	2016/01/08
63427	SGA Societe Generale Acceptance N.V.-HSI R Bull CBBC Oct16 V	2016/01/07	2016/01/08
61026	SGA Societe Generale Acceptance N.V.-HSI R Bull CBBC Jul16 H	2016/01/07	2016/01/08
61028	SGA Societe Generale Acceptance N.V.-HSI R Bull CBBC Jul16 I	2016/01/07	2016/01/08
61036	BNP Paribas Arbit Issu B.V. – HSI R Bull CBBC Nov 2016 V	2016/01/07	2016/01/08
60850	Credit Suisse AG – HSI R Bull CBBC Jul 2016 I	2016/01/07	2016/01/08
61038	J P Morgan SP BV – HSI R Bull CBBC Jul 2016 M	2016/01/07	2016/01/08
68024	Standard Chartered Bank – CSOP A50 R Bull CBBC Jul 2016 B	2016/01/07	2016/01/08
64717	HK Bank – CAM CSI300 R Bull CBBC Sep 2016 E	2016/01/07	2016/01/08
63183	Credit Suisse AG – HSI R Bull CBBC Aug 2016 J	2016/01/07	2016/01/08
63651	SGA Societe Generale Acceptance N.V.-HSI R Bull CBBC Aug16 Q	2016/01/07	2016/01/08
63326	UBS AG – HSCEI R Bull CBBC Jun 2016 C	2016/01/07	2016/01/08
64602	SGA Societe Generale Acceptance N.V.-HSI R Bull CBBC Jun16 C	2016/01/07	2016/01/08
64604	SGA Societe Generale Acceptance N.V.-HSI R Bull CBBC Jul16 W	2016/01/07	2016/01/08
60909	Credit Suisse AG – HSI R Bull CBBC Jul 2016 M	2016/01/07	2016/01/08
60930	UBS AG – HSI R Bull CBBC Aug 2016 H	2016/01/07	2016/01/08
60931	UBS AG – HSI R Bull CBBC Aug 2016 K	2016/01/07	2016/01/08
64275	UBS AG – Ping An R Bull CBBC Jul 2016 A	2016/01/07	2016/01/08
66150	HK Bank – CSOP A50 ETF R Bull CBBC Jul 2016 F	2016/01/07	2016/01/08
63014	SGA Societe Generale Acceptance N.V.-HSI R Bull CBBC Oct16 Q	2016/01/07	2016/01/08
63087	SGA Societe Generale Acceptance NV -HSCEI R Bull CBBC Mar16C	2016/01/07	2016/01/08
66073	J P Morgan SP BV – HSI R Bull CBBC Jan 2017 D	2016/01/07	2016/01/08
65901	UBS AG – HSI R Bull CBBC Aug 2016 R	2016/01/07	2016/01/08
63596	Goldman Sachs SP (Asia) – HSI R Bull CBBC Sep 2016 C	2016/01/07	2016/01/08
63314	UBS AG – HSCEI R Bull CBBC Apr 2016 A	2016/01/07	2016/01/08
61004	Credit Suisse AG – HSI R Bull CBBC Jun 2016 X	2016/01/07	2016/01/08
60945	UBS AG – HSI R Bull CBBC Jun 2016 Q	2016/01/07	2016/01/08
63523	J P Morgan SP BV – HSCEI R Bull CBBC Dec 2016 B	2016/01/07	2016/01/08
69992	Bank of East Asia – Ping An R Bull CBBC Nov 2016 A	2016/01/07	2016/01/08
60952	UBS AG – HSI R Bull CBBC Aug 2016 O	2016/01/07	2016/01/08
64540	UBS AG – CC Bank R Bull CBBC Jul 2016 A	2016/01/07	2016/01/08
63321	J P Morgan SP BV – HSI R Bull CBBC Jan 2017 N	2016/01/07	2016/01/08
65998	UBS AG – TCH R Bull CBBC Jun 2016 D	2016/01/07	2016/01/08
63595	Goldman Sachs SP (Asia) – HSI R Bull CBBC Sep 2016 B	2016/01/07	2016/01/08

List of expired CBBC, 2016 (continued)

Code	CBBC	Last trading date	Delisted date
64216	HK Bank – A50 R Bull CBBC Oct 2016 D	2016/01/07	2016/01/08
61002	Credit Suisse AG – HSI R Bull CBBC Jun 2016 W	2016/01/07	2016/01/08
64154	Credit Suisse AG – China Mobile R Bull CBBC Jan 2016 C	2016/01/07	2016/01/08
65010	HK Bank – HSI R Bull CBBC Oct 2016 N	2016/01/07	2016/01/08
66096	Bank of East Asia – HKEX R Bull CBBC Oct 2016 A	2016/01/07	2016/01/08
63836	UBS AG – TCH R Bull CBBC Jul 2016 E	2016/01/07	2016/01/08
65184	HK Bank – HKEX R Bull CBBC Oct 2016 S	2016/01/07	2016/01/08
65216	SGA Societe Generale Acceptance N.V.-CMob R Bull CBBC Oct16A	2016/01/07	2016/01/08
65188	HK Bank – TCH R Bull CBBC Oct 2016 E	2016/01/07	2016/01/08
65221	SGA Societe Generale Acceptance N.V.-HKEX R Bull CBBC Jun16A	2016/01/07	2016/01/08
60845	Credit Suisse AG – HSI R Bull CBBC Jul 2016 H	2016/01/07	2016/01/08
65208	HK Bank – HSCEI R Bull CBBC Dec 2016 G	2016/01/07	2016/01/08
65201	HK Bank – China Mobile R Bull CBBC Oct 2016 J	2016/01/07	2016/01/08
64330	Standard Chartered Bank – HKEX R Bull CBBC Jul 2016 D	2016/01/07	2016/01/08
65203	HK Bank – AIA R Bull CBBC Oct 2016 F	2016/01/07	2016/01/08
65207	HK Bank – CSOP A50 ETF R Bull CBBC Mar 2017 D	2016/01/07	2016/01/08
65218	SGA Societe Generale Acceptance N.V.-CMob R Bull CBBC Jul16A	2016/01/07	2016/01/08
69989	Bank of East Asia – PetCh R Bull CBBC Dec 2016 B	2016/01/07	2016/01/08
65209	HK Bank – HSCEI R Bull CBBC Nov 2016 G	2016/01/07	2016/01/08
65212	BNP Paribas Arbit Issu B.V. – HSI R Bull CBBC Sep 2016 G	2016/01/07	2016/01/08
65195	HK Bank – PetCh R Bull CBBC Nov 2016 G	2016/01/07	2016/01/08
69973	Bank of East Asia – China Mobile R Bull CBBC Dec 2016 B	2016/01/07	2016/01/08
60837	BNP Paribas Arbit Issu B.V. – Petroch R Bull CBBC Mar 2016 A	2016/01/07	2016/01/08
67508	HK Bank – Sh Electric R Bull CBBC Dec 2016 A	2016/01/07	2016/01/08
67500	HK Bank – HSCEI R Bull CBBC Nov 2016 B	2016/01/07	2016/01/08
61064	Macquarie Bank Ltd. – HSI R Bull CBBC Mar 2016 H	2016/01/07	2016/01/08
68779	J P Morgan SP BV – A50 China R Bull CBBC Aug 2016 B	2016/01/07	2016/01/08
65124	Credit Suisse AG – ICBC R Bull CBBC Oct 2016 A	2016/01/07	2016/01/08
68175	BNP Paribas Arbit Issu B.V. – A50 Ch R Bull CBBC Mar 2016 F	2016/01/07	2016/01/08
68734	Credit Suisse AG – A50 China R Bull CBBC Jun 2016 A	2016/01/07	2016/01/08
63485	J P Morgan SP BV – HSCEI R Bull CBBC Aug 2016 E	2016/01/07	2016/01/08
68710	Credit Suisse AG – CSOP A50 ETF R Bull CBBC Jul 2016 A	2016/01/07	2016/01/08
65230	Credit Suisse AG – HSI R Bull CBBC Nov 2016 Q	2016/01/07	2016/01/08
65224	SGA Societe Generale Acceptance NV-PingAn R Bull CBBC Oct16A	2016/01/07	2016/01/08
61070	Macquarie Bank Ltd. – HSI R Bull CBBC Mar 2016 I	2016/01/07	2016/01/08
67695	J P Morgan SP BV – Sands China R Bull CBBC Sep 2016 A	2016/01/08	2016/01/11
66786	HK Bank – Sands China R Bull CBBC Sep 2016 A	2016/01/08	2016/01/11
64826	HK Bank – CRRC R Bull CBBC Dec 2016 B	2016/01/08	2016/01/11
69430	HK Bank – AIA R Bear CBBC Jan 2016 B	2016/01/08	2016/01/12
64191	SGA Societe Generale Acceptance N.V.-HSBC R Bull CBBC Jun17A	2016/01/08	2016/01/11
67287	J P Morgan SP BV – HSBC R Bull CBBC Nov 2016 A	2016/01/08	2016/01/11
65247	J P Morgan SP BV – HSI R Bull CBBC Dec 2016 N	2016/01/08	2016/01/11
64829	HK Bank – Sands China R Bull CBBC Nov 2016 B	2016/01/08	2016/01/11
65263	J P Morgan SP BV – HSI R Bull CBBC Jan 2017 S	2016/01/08	2016/01/11
60121	HK Bank – Galaxy Ent R Bear CBBC Jan 2016 A	2016/01/08	2016/01/12
65237	Credit Suisse AG – HSI R Bull CBBC Nov 2016 M	2016/01/08	2016/01/11
68736	Credit Suisse AG – Ping An R Bull CBBC Jul 2016 A	2016/01/11	2016/01/12
63283	UBS AG – HSI R Bull CBBC Jul 2016 W	2016/01/11	2016/01/12
65904	UBS AG – HSI R Bull CBBC Jun 2016 Y	2016/01/11	2016/01/12
62419	Standard Chartered Bank – HSI R Bull CBBC Jul 2016 D	2016/01/11	2016/01/12
61660	Credit Suisse AG – HSI R Bull CBBC Nov 2016 B	2016/01/11	2016/01/12
65063	Macquarie Bank Ltd. – HSI R Bull CBBC Mar 2016 D	2016/01/11	2016/01/12
63006	Standard Chartered Bank – HSI R Bull CBBC Jul 2016 H	2016/01/11	2016/01/12
61911	UBS AG – HSCEI R Bull CBBC Oct 2016 A	2016/01/11	2016/01/12
64714	HK Bank – AIA R Bull CBBC Jun 2016 B	2016/01/11	2016/01/12
61664	Credit Suisse AG – HSI R Bull CBBC Oct 2016 B	2016/01/11	2016/01/12
61045	J P Morgan SP BV – HSI R Bull CBBC Nov 2016 K	2016/01/11	2016/01/12
63512	Macquarie Bank Ltd. – HSI R Bull CBBC May 2016 I	2016/01/11	2016/01/12
64051	HK Bank – TCH R Bull CBBC Sep 2016 E	2016/01/11	2016/01/12
67293	J P Morgan SP BV – HSCEI R Bull CBBC Jun 2016 F	2016/01/11	2016/01/12
64591	HK Bank – Haitong Sec R Bull CBBC Aug 2016 C	2016/01/11	2016/01/12
67237	J P Morgan SP BV – HSI R Bull CBBC Nov 2016 H	2016/01/11	2016/01/12
63057	J P Morgan SP BV – HSI R Bull CBBC Apr 2016 X	2016/01/11	2016/01/12
63289	HK Bank – HKEX R Bull CBBC Sep 2016 H	2016/01/11	2016/01/12
63282	UBS AG – HSI R Bull CBBC Jun 2016 C	2016/01/11	2016/01/12
61109	Macquarie Bank Ltd. – HSI R Bull CBBC Mar 2016 J	2016/01/11	2016/01/12
63018	SGA Societe Generale Acceptance N.V.-HSI R Bull CBBC Sep16 E	2016/01/11	2016/01/12
63180	Credit Suisse AG – HSI R Bull CBBC Sep 2016 I	2016/01/11	2016/01/12
63182	Credit Suisse AG – HSI R Bull CBBC Oct 2016 M	2016/01/11	2016/01/12
63023	SGA Societe Generale Acceptance N.V.-HSI R Bull CBBC Aug16 E	2016/01/11	2016/01/12
67376	HK Bank – HSI R Bull CBBC Aug 2016 M	2016/01/11	2016/01/12
67211	J P Morgan SP BV – HSI R Bull CBBC Nov 2016 G	2016/01/11	2016/01/12
63562	BNP Paribas Arbit Issu B.V. – HSCEI R Bull CBBC Nov 2016 E	2016/01/11	2016/01/12
63794	HK Bank – China Life R Bull CBBC Aug 2016 B	2016/01/11	2016/01/12
63127	BNP Paribas Arbit Issu B.V. – HSI R Bull CBBC Nov 2016 C	2016/01/11	2016/01/12
68424	HK Bank – Ping An R Bull CBBC Oct 2016 G	2016/01/11	2016/01/12
64045	UBS AG – HSI R Bull CBBC May 2016 W	2016/01/11	2016/01/12
63753	HK Bank – HSI R Bull CBBC Oct 2016 H	2016/01/11	2016/01/12
62266	J P Morgan SP BV – HSCEI R Bull CBBC Jan 2017 A	2016/01/11	2016/01/12
62231	BNP Paribas Arbit Issu B.V. – HSI R Bull CBBC Nov 2016 Y	2016/01/11	2016/01/12
64061	UBS AG – HSI R Bull CBBC Jul 2016 F	2016/01/11	2016/01/12
62230	BNP Paribas Arbit Issu B.V. – HSI R Bull CBBC Nov 2016 X	2016/01/11	2016/01/12
62836	UBS AG – HSI R Bull CBBC Nov 2016 A	2016/01/11	2016/01/12
62835	UBS AG – HSI R Bull CBBC Jul 2016 T	2016/01/11	2016/01/12
68031	Standard Chartered Bank – CAM CSI300 R Bull CBBC May 2016 A	2016/01/11	2016/01/12
64736	J P Morgan SP BV – HSI R Bull CBBC Jan 2017 C	2016/01/11	2016/01/12
62314	SGA Societe Generale Acceptance N.V.-HSI R Bull CBBC Jun16 G	2016/01/11	2016/01/12

List of expired CBBC, 2016 (continued)

Code	CBBC	Last trading date	Delisted date
63328	UBS AG – China Mobile R Bull CBBC Oct 2016 B	2016/01/11	2016/01/12
60668	SGA Societe Generale Acceptance N.V.-HSI R Bull CBBC May16 Q	2016/01/11	2016/01/12
62911	Credit Suisse AG – HSI R Bull CBBC Oct 2016 L	2016/01/11	2016/01/12
62927	J P Morgan SP BV – HSI R Bull CBBC Jul 2016 G	2016/01/11	2016/01/12
62312	SGA Societe Generale Acceptance N.V.-HSI R Bull CBBC Jun16 F	2016/01/11	2016/01/12
62654	Credit Suisse AG – HSI R Bull CBBC Sep 2016 D	2016/01/11	2016/01/12
62015	HK Bank – HSI R Bull CBBC Oct 2016 F	2016/01/11	2016/01/12
64367	J P Morgan SP BV – HSI R Bull CBBC Feb 2017 C	2016/01/11	2016/01/12
64368	J P Morgan SP BV – HSI R Bull CBBC Mar 2017 C	2016/01/11	2016/01/12
62928	J P Morgan SP BV – HSI R Bull CBBC Aug 2016 I	2016/01/11	2016/01/12
60554	J P Morgan SP BV – HSI R Bull CBBC Dec 2016 G	2016/01/11	2016/01/12
63435	J P Morgan SP BV – HSI R Bull CBBC Dec 2016 D	2016/01/11	2016/01/12
63434	J P Morgan SP BV – HSI R Bull CBBC Oct 2016 F	2016/01/11	2016/01/12
62651	Credit Suisse AG – HSI R Bull CBBC Sep 2016 C	2016/01/11	2016/01/12
60496	SGA Societe Generale Acceptance N.V.-HSI R Bull CBBC Jul16 Z	2016/01/11	2016/01/12
66489	HK Bank – SHK Ppt R Bull CBBC Dec 2016 B	2016/01/11	2016/01/12
60166	HK Bank – HSI R Bull CBBC Dec 2016 F	2016/01/11	2016/01/12
65284	J P Morgan SP BV – HSI R Bull CBBC Dec 2016 O	2016/01/11	2016/01/12
65282	J P Morgan SP BV – HSI R Bull CBBC Jan 2017 T	2016/01/11	2016/01/12
65279	J P Morgan SP BV – HSI R Bull CBBC Dec 2016 Q	2016/01/11	2016/01/12
65278	BNP Paribas Arbit Issu B.V. – HSI R Bull CBBC Oct 2016 Z	2016/01/11	2016/01/12
65277	BNP Paribas Arbit Issu B.V. – HSI R Bull CBBC Oct 2016 Y	2016/01/11	2016/01/12
65272	BNP Paribas Arbit Issu B.V. – HSI R Bull CBBC Sep 2016 H	2016/01/11	2016/01/12
65269	BNP Paribas Arbit Issu B.V. – HSI R Bull CBBC Oct 2016 X	2016/01/11	2016/01/12
65268	SGA Societe Generale Acceptance N.V.-HSI R Bull CBBC Oct16 D	2016/01/11	2016/01/12
65695	HK Bank – BOCL R Bull CBBC Nov 2016 A	2016/01/11	2016/01/12
65264	SGA Societe Generale Acceptance N.V.-HSI R Bull CBBC Oct16 C	2016/01/11	2016/01/12
65298	BNP Paribas Arbit Issu B.V. – HSI R Bull CBBC Sep 2016 I	2016/01/11	2016/01/12
66590	HK Bank – COVS R Bull CBBC Nov 2016 B	2016/01/11	2016/01/12
67243	HK Bank – CRRC R Bull CBBC Dec 2016 A	2016/01/11	2016/01/12
67517	Credit Suisse AG – CRRC R Bull CBBC Mar 2016 A	2016/01/11	2016/01/12
67597	Bank of East Asia – CRRC R Bull CBBC Dec 2016 A	2016/01/11	2016/01/12
65029	HK Bank – Galaxy Ent R Bull CBBC Nov 2016 E	2016/01/11	2016/01/12
65012	HK Bank – COVS R Bull CBBC Dec 2016 A	2016/01/11	2016/01/12
66634	Credit Suisse AG – TCH R Bull CBBC Jul 2016 A	2016/01/11	2016/01/12
64788	HK Bank – Ping An R Bull CBBC Nov 2016 M	2016/01/11	2016/01/12
64780	HK Bank – China Life R Bull CBBC Oct 2016 B	2016/01/11	2016/01/12
64543	HK Bank – HSCEI R Bull CBBC Nov 2016 F	2016/01/11	2016/01/12
65267	SGA Societe Generale Acceptance N.V.-HSI R Bull CBBC Nov16 C	2016/01/11	2016/01/12
66111	Bank of East Asia – HSBC Holdings R Bull CBBC Nov 2016 A	2016/01/11	2016/01/12
63056	Credit Suisse AG – HSCEI R Bull CBBC Apr 2016 D	2016/01/11	2016/01/12
63220	J P Morgan SP BV – HSI R Bull CBBC Oct 2016 A	2016/01/11	2016/01/12
60703	BNP Paribas Arbit Issu B.V. – HSI R Bull CBBC Dec 2016 W	2016/01/11	2016/01/12
61104	Bank of East Asia – COVS R Bull CBBC Dec 2016 B	2016/01/11	2016/01/12
63568	SGA Societe Generale Acceptance N.V.-HSI R Bull CBBC Apr16 E	2016/01/11	2016/01/12
63767	HK Bank – HSCEI R Bull CBBC Nov 2016 A	2016/01/11	2016/01/12
64377	HK Bank – China Mobile R Bull CBBC Oct 2016 B	2016/01/11	2016/01/12
65488	J P Morgan SP BV – HSI R Bull CBBC Jan 2017 U	2016/01/11	2016/01/12
65477	J P Morgan SP BV – HSI R Bull CBBC Dec 2016 K	2016/01/11	2016/01/12
65288	J P Morgan SP BV – HSCEI R Bull CBBC Dec 2016 G	2016/01/11	2016/01/12
65355	Credit Suisse AG – HSI R Bull CBBC Oct 2016 Z	2016/01/11	2016/01/12
65289	SGA Societe Generale Acceptance N.V.-HSI R Bull CBBC Nov16 D	2016/01/11	2016/01/12
65352	Credit Suisse AG – HSI R Bull CBBC Oct 2016 Y	2016/01/11	2016/01/12
65349	Credit Suisse AG – HSI R Bull CBBC Oct 2016 X	2016/01/11	2016/01/12
65342	Credit Suisse AG – HSI R Bull CBBC Oct 2016 T	2016/01/11	2016/01/12
65341	UBS AG – Ping An R Bull CBBC Oct 2016 E	2016/01/11	2016/01/12
65323	UBS AG – CSOP A50 ETF R Bull CBBC Oct 2016 A	2016/01/11	2016/01/12
65316	UBS AG – A50 China R Bull CBBC Oct 2016 A	2016/01/11	2016/01/12
65313	UBS AG – HSI R Bull CBBC Nov 2016 Q	2016/01/11	2016/01/12
65311	UBS AG – HSI R Bull CBBC Dec 2016 K	2016/01/11	2016/01/12
65310	UBS AG – HSI R Bull CBBC Nov 2016 P	2016/01/11	2016/01/12
65309	UBS AG – HSI R Bull CBBC Dec 2016 J	2016/01/11	2016/01/12
65476	J P Morgan SP BV – HSI R Bull CBBC Dec 2016 Z	2016/01/11	2016/01/12
60771	Credit Suisse AG – HSI R Bull CBBC Jun 2016 A	2016/01/11	2016/01/12
67707	J P Morgan SP BV – Galaxy Ent R Bull CBBC Nov 2016 A	2016/01/11	2016/01/12
67634	Bank of East Asia – Sands China R Bull CBBC Nov 2016 B	2016/01/11	2016/01/12
60341	Credit Suisse AG – HSI R Bull CBBC Aug 2016 B	2016/01/11	2016/01/12
60666	SGA Societe Generale Acceptance N.V.-HSI R Bull CBBC May16 P	2016/01/11	2016/01/12
61214	J P Morgan SP BV – HSI R Bull CBBC Nov 2016 D	2016/01/11	2016/01/12
60362	Credit Suisse AG – China Life R Bull CBBC Sep 2016 A	2016/01/11	2016/01/12
68187	J P Morgan SP BV – AIA R Bull CBBC Oct 2016 A	2016/01/11	2016/01/12
67529	HK Bank – Sands China R Bull CBBC Nov 2016 A	2016/01/11	2016/01/12
61125	SGA Societe Generale Acceptance N.V.-HSI R Bull CBBC Mar16 F	2016/01/11	2016/01/12
60866	UBS AG – HSI R Bull CBBC Aug 2016 I	2016/01/11	2016/01/12
65308	UBS AG – HSI R Bull CBBC Nov 2016 O	2016/01/11	2016/01/12
61124	SGA Societe Generale Acceptance N.V.-HSI R Bull CBBC May16 V	2016/01/11	2016/01/12
67554	HK Bank – CITIC Sec R Bull CBBC Sep 2016 C	2016/01/11	2016/01/12
61108	SGA Societe Generale Acceptance NV -HSCEI R Bull CBBC Apr16B	2016/01/11	2016/01/12
60533	HK Bank – HS H-SH ETF R Bull CBBC Oct 2016 A	2016/01/11	2016/01/12
60702	BNP Paribas Arbit Issu B.V. – HSI R Bull CBBC Dec 2016 V	2016/01/11	2016/01/12
67540	HK Bank – CITIC R Bull CBBC Nov 2016 A	2016/01/11	2016/01/12
65731	J P Morgan SP BV – China Mobile R Bull CBBC Nov 2016 A	2016/01/12	2016/01/13
62229	BNP Paribas Arbit Issu B.V. – HSI R Bull CBBC Dec 2016 E	2016/01/12	2016/01/13
65220	SGA Societe Generale Acceptance N.V.-HKEX R Bull CBBC Oct16A	2016/01/12	2016/01/13
65223	SGA Societe Generale Acceptance NV-PingAn R Bull CBBC Feb17A	2016/01/12	2016/01/13
63295	UBS AG – HSI R Bull CBBC Sep 2016 I	2016/01/12	2016/01/13
64160	Goldman Sachs SP (Asia) – HSI R Bull CBBC Sep 2016 G	2016/01/12	2016/01/13

List of expired CBBC, 2016 (continued)

Code	CBBC	Last trading date	Delisted date
68687	J P Morgan SP BV – CC Bank R Bull CBBC Sep 2016 B	2016/01/12	2016/01/13
63384	HK Bank – ICBC R Bull CBBC Aug 2016 B	2016/01/12	2016/01/13
63521	Macquarie Bank Ltd. – HSI R Bull CBBC May 2016 J	2016/01/12	2016/01/13
66077	J P Morgan SP BV – HSI R Bull CBBC Jul 2016 P	2016/01/12	2016/01/13
65611	SGA Societe Generale Acceptance N.V.-HSI R Bull CBBC Oct16 E	2016/01/12	2016/01/13
65633	BNP Paribas Arbit Issu B.V. – HSI R Bull CBBC Sep 2016 J	2016/01/12	2016/01/13
65725	J P Morgan SP BV – HSI R Bull CBBC Dec 2016 R	2016/01/12	2016/01/13
63766	HK Bank – HSI R Bull CBBC Nov 2016 C	2016/01/12	2016/01/13
64766	HK Bank – Ping An R Bull CBBC Oct 2016 F	2016/01/12	2016/01/13
65723	J P Morgan SP BV – HSI R Bull CBBC Nov 2016 J	2016/01/12	2016/01/13
65696	UBS AG – HSI R Bull CBBC Dec 2016 M	2016/01/12	2016/01/13
65694	UBS AG – HSI R Bull CBBC Dec 2016 L	2016/01/12	2016/01/13
65660	Credit Suisse AG – HSI R Bull CBBC Sep 2016 Z	2016/01/12	2016/01/13
65657	Credit Suisse AG – HSI R Bull CBBC Sep 2016 Y	2016/01/12	2016/01/13
60754	SGA Societe Generale Acceptance N.V.-HSI R Bull CBBC Aug16 K	2016/01/12	2016/01/13
65640	BNP Paribas Arbit Issu B.V. – HSI R Bull CBBC Oct 2016 B	2016/01/12	2016/01/13
61220	J P Morgan SP BV – HSI R Bull CBBC Dec 2016 C	2016/01/12	2016/01/13
65632	J P Morgan SP BV – HSI R Bull CBBC Nov 2016 E	2016/01/12	2016/01/13
61110	Bank of East Asia – CITIC R Bull CBBC Dec 2016 A	2016/01/12	2016/01/13
60493	SGA Societe Generale Acceptance N.V.-HSI R Bull CBBC Aug16 W	2016/01/12	2016/01/13
61692	Credit Suisse AG – HSI R Bull CBBC Nov 2016 C	2016/01/12	2016/01/13
65942	Credit Suisse AG – HSI R Bull CBBC Apr 2016 B	2016/01/12	2016/01/13
61906	UBS AG – HSI R Bull CBBC Oct 2016 C	2016/01/12	2016/01/13
63122	BNP Paribas Arbit Issu B.V. – HSI R Bull CBBC Nov 2016 B	2016/01/12	2016/01/13
60960	HK Bank – HSI R Bull CBBC Nov 2016 F	2016/01/12	2016/01/13
65656	Credit Suisse AG – HSI R Bull CBBC Sep 2016 X	2016/01/12	2016/01/13
64557	HK Bank – HSCEI R Bull CBBC Dec 2016 E	2016/01/12	2016/01/13
62681	Credit Suisse AG – HSI R Bull CBBC Oct 2016 E	2016/01/12	2016/01/13
64932	HK Bank – CNOOC R Bull CBBC Nov 2016 H	2016/01/12	2016/01/13
68921	Bank of East Asia – PetCh R Bull CBBC Jan 2017 A	2016/01/12	2016/01/13
64968	HK Bank – PetCh R Bull CBBC Nov 2016 F	2016/01/12	2016/01/13
64781	HK Bank – China Life R Bull CBBC Oct 2016 C	2016/01/12	2016/01/13
68871	HK Bank – CNOOC R Bull CBBC Oct 2016 D	2016/01/12	2016/01/13
64793	HK Bank – Ping An R Bull CBBC Dec 2016 F	2016/01/12	2016/01/13
62006	Credit Suisse AG – HKEEX R Bull CBBC May 2016 B	2016/01/12	2016/01/13
68991	Standard Chartered Bank – Ping An R Bull CBBC Aug 2016 B	2016/01/12	2016/01/13
67188	J P Morgan SP BV – Tencent R Bull CBBC Jul 2016 E	2016/01/12	2016/01/13
63066	J P Morgan SP BV – HSI R Bull CBBC Oct 2016 E	2016/01/12	2016/01/13
63017	SGA Societe Generale Acceptance N.V.-HSI R Bull CBBC Jun16 I	2016/01/12	2016/01/13
62310	SGA Societe Generale Acceptance N.V.-HSI R Bull CBBC Jul16 E	2016/01/12	2016/01/13
65959	UBS AG – HKEEX R Bull CBBC Oct 2016 D	2016/01/12	2016/01/13
62462	HK Bank – TCH R Bull CBBC Nov 2016 A	2016/01/12	2016/01/13
65878	BNP Paribas Arbit Issu B.V. – HSI R Bull CBBC Oct 2016 C	2016/01/13	2016/01/14
65879	J P Morgan SP BV – HSI R Bull CBBC Jan 2017 V	2016/01/13	2016/01/14
65892	UBS AG – HSI R Bull CBBC Dec 2016 N	2016/01/13	2016/01/14
65894	UBS AG – HSI R Bull CBBC Nov 2016 R	2016/01/13	2016/01/14
66102	SGA Societe Generale Acceptance N.V.-HSI R Bull CBBC Nov16 F	2016/01/13	2016/01/14
66146	J P Morgan SP BV – HSI R Bull CBBC Jan 2017 X	2016/01/13	2016/01/14
66094	J P Morgan SP BV – HSI R Bull CBBC Jan 2017 W	2016/01/13	2016/01/14
64246	J P Morgan SP BV – A50 China R Bull CBBC Jun 2016 D	2016/01/13	2016/01/14
66169	J P Morgan SP BV – Tencent R Bull CBBC Oct 2016 B	2016/01/13	2016/01/14
66107	SGA Societe Generale Acceptance N.V.-HSI R Bull CBBC Nov16 G	2016/01/13	2016/01/14
64506	SGA Societe Generale Acceptance N.V.-A50 R Bull CBBC Apr16 B	2016/01/13	2016/01/14
66031	Credit Suisse AG – HSI R Bull CBBC Nov 2016 O	2016/01/13	2016/01/14
65846	SGA Societe Generale Acceptance N.V.-HSI R Bull CBBC Nov16 E	2016/01/13	2016/01/14
66036	Credit Suisse AG – HSI R Bull CBBC Nov 2016 P	2016/01/13	2016/01/14
66038	Credit Suisse AG – HSI R Bull CBBC Nov 2016 N	2016/01/13	2016/01/14
64595	HK Bank – A50 R Bull CBBC Feb 2017 A	2016/01/13	2016/01/14
66429	J P Morgan SP BV – HSI R Bull CBBC Dec 2016 P	2016/01/14	2016/01/15
66600	UBS AG – HSI R Bull CBBC Feb 2017 G	2016/01/14	2016/01/15
66606	UBS AG – HSI R Bull CBBC Nov 2016 S	2016/01/14	2016/01/15
66626	UBS AG – HSI R Bull CBBC Dec 2016 O	2016/01/14	2016/01/15
66859	Credit Suisse AG – HSI R Bull CBBC Oct 2016 Q	2016/01/14	2016/01/15
66949	Credit Suisse AG – HSCEI R Bull CBBC Oct 2016 C	2016/01/14	2016/01/15
61647	Credit Suisse AG – HSCEI R Bull CBBC Jul 2016 A	2016/01/14	2016/01/15
66671	UBS AG – HSI R Bull CBBC Dec 2016 Q	2016/01/14	2016/01/15
66676	UBS AG – HSI R Bull CBBC Nov 2016 U	2016/01/14	2016/01/15
66664	UBS AG – HSI R Bull CBBC Nov 2016 T	2016/01/14	2016/01/15
66314	SGA Societe Generale Acceptance N.V.-HSI R Bull CBBC Oct16 H	2016/01/14	2016/01/15
67298	J P Morgan SP BV – HSCEI R Bull CBBC Sep 2016 B	2016/01/14	2016/01/15
66911	Credit Suisse AG – HSI R Bull CBBC Oct 2016 O	2016/01/14	2016/01/15
66181	J P Morgan SP BV – HKEEX R Bull CBBC Nov 2016 D	2016/01/14	2016/01/15
66908	Credit Suisse AG – HSI R Bull CBBC Oct 2016 R	2016/01/14	2016/01/15
66202	J P Morgan SP BV – Galaxy Ent R Bull CBBC Feb 2017 A	2016/01/14	2016/01/15
67662	J P Morgan SP BV – HSI R Bull CBBC Oct 2016 G	2016/01/14	2016/01/15
66298	SGA Societe Generale Acceptance N.V.-HSI R Bull CBBC Oct16 F	2016/01/14	2016/01/15
67940	BNP Paribas Arbit Issu B.V. – CAM CSI300 R Bull CBBC Sep16 D	2016/01/14	2016/01/15
63522	Macquarie Bank Ltd. – HSI R Bull CBBC May 2016 K	2016/01/14	2016/01/15
66304	SGA Societe Generale Acceptance N.V.-HSI R Bull CBBC Jun16 Z	2016/01/14	2016/01/15
60882	Credit Suisse AG – HSI R Bull CBBC Aug 2016 M	2016/01/14	2016/01/15
66918	Credit Suisse AG – HSI R Bull CBBC Nov 2016 R	2016/01/14	2016/01/15
66421	J P Morgan SP BV – HSI R Bull CBBC Dec 2016 S	2016/01/14	2016/01/15
66021	UBS AG – HSI R Bull CBBC Feb 2017 F	2016/01/14	2016/01/15
66017	UBS AG – HSI R Bull CBBC Feb 2017 E	2016/01/14	2016/01/15
66316	SGA Societe Generale Acceptance N.V.-HSI R Bull CBBC Oct16 I	2016/01/14	2016/01/15
66345	BNP Paribas Arbit Issu B.V. – HSI R Bull CBBC Oct 2016 A	2016/01/14	2016/01/15
66402	BNP Paribas Arbit Issu B.V. – HSI R Bull CBBC Sep 2016 K	2016/01/14	2016/01/15

List of expired CBBC, 2016 (continued)

Code	CBBC	Last trading date	Delisted date
67241	J P Morgan SP BV – HSI R Bull CBBC Jul 2016 R	2016/01/14	2016/01/15
66403	BNP Paribas Arbit Issu B.V. – HSI R Bull CBBC Oct 2016 D	2016/01/14	2016/01/15
60485	SGA Societe Generale Acceptance N.V.-HSI R Bull CBBC Sep16 N	2016/01/14	2016/01/15
65946	Credit Suisse AG – HSI R Bull CBBC Mar 2016 U	2016/01/14	2016/01/15
66411	BNP Paribas Arbit Issu B.V. – HSI R Bull CBBC Oct 2016 E	2016/01/14	2016/01/15
66419	J P Morgan SP BV – HSI R Bull CBBC Nov 2016 F	2016/01/14	2016/01/15
66306	SGA Societe Generale Acceptance N.V.-HSI R Bull CBBC Oct16 G	2016/01/14	2016/01/15
66497	HK Bank – CC Bank R Bull CBBC Dec 2016 A	2016/01/14	2016/01/15
67205	HK Bank – Evergrande R Bull CBBC Nov 2016 E	2016/01/14	2016/01/15
65015	HK Bank – HKEX R Bull CBBC Oct 2016 P	2016/01/14	2016/01/15
60939	UBS AG – Ping An R Bull CBBC Oct 2016 B	2016/01/14	2016/01/15
66806	Credit Suisse AG – HSI R Bull CBBC Oct 2016 P	2016/01/14	2016/01/15
64954	Bank of East Asia – Haitong Sec R Bull CBBC Nov 2016 A	2016/01/14	2016/01/15
62837	UBS AG – HSI R Bull CBBC Jul 2016 U	2016/01/14	2016/01/15
60748	BNP Paribas Arbit Issu B.V. – HSCEI R Bull CBBC Nov 2016 C	2016/01/14	2016/01/15
62845	UBS AG – HSCEI R Bull CBBC Sep 2016 B	2016/01/14	2016/01/15
67532	HK Bank – Galaxy Ent R Bull CBBC Dec 2016 B	2016/01/14	2016/01/15
62124	SGA Societe Generale Acceptance N.V.-HSI R Bull CBBC Jul16 A	2016/01/14	2016/01/15
69774	HK Bank – HS H-SH ETF R Bull CBBC Jan 2017 A	2016/01/14	2016/01/15
67238	Bank of East Asia – CAM CSI300 R Bull CBBC Oct 2016 A	2016/01/14	2016/01/15
63117	BNP Paribas Arbit Issu B.V. – HSI R Bull CBBC Dec 2016 L	2016/01/14	2016/01/15
61460	HK Bank – HKEX R Bull CBBC Sep 2016 G	2016/01/14	2016/01/15
62932	J P Morgan SP BV – HSI R Bull CBBC Jul 2016 H	2016/01/14	2016/01/15
67494	HK Bank – China Life R Bull CBBC Sep 2016 A	2016/01/14	2016/01/15
60514	HK Bank – Ping An R Bull CBBC Oct 2016 E	2016/01/14	2016/01/15
64207	SGA Societe Generale Acceptance N.V.- TCH R Bull CBBC Sep16A	2016/01/14	2016/01/15
65035	HK Bank – Sinopec Corp R Bull CBBC Nov 2016 E	2016/01/14	2016/01/15
65032	HK Bank – CITIC R Bull CBBC Nov 2016 B	2016/01/14	2016/01/15
62078	Credit Suisse AG – ICBC R Bull CBBC Jul 2016 A	2016/01/14	2016/01/15
65013	HK Bank – TCH R Bull CBBC Oct 2016 D	2016/01/14	2016/01/15
67234	Goldman Sachs SP (Asia) – HSI R Bull CBBC Sep 2016 H	2016/01/14	2016/01/15
60179	HK Bank – HSCEI R Bull CBBC Aug 2016 G	2016/01/14	2016/01/15
67149	J P Morgan SP BV – HSI R Bull CBBC Jan 2017 Y	2016/01/14	2016/01/15
64301	BNP Paribas Arbit Issu B.V. – Ping An R Bull CBBC Dec 2016 A	2016/01/14	2016/01/15
64456	BNP Paribas Arbit Issu B.V. – HKEX R Bull CBBC Sep 2016 F	2016/01/14	2016/01/15
64211	HK Bank – A50 R Bull CBBC Aug 2016 D	2016/01/14	2016/01/15
62309	SGA Societe Generale Acceptance N.V.-HSI R Bull CBBC Aug16 D	2016/01/14	2016/01/15
64564	HK Bank – HSCEI R Bull CBBC Dec 2016 F	2016/01/14	2016/01/15
67173	BNP Paribas Arbit Issu B.V. – HSI R Bull CBBC Sep 2016 L	2016/01/14	2016/01/15
61095	SGA Societe Generale Acceptance NV -HSCEI R Bull CBBC May16B	2016/01/14	2016/01/15
64589	HK Bank – CAM CSI300 R Bull CBBC Dec 2016 C	2016/01/14	2016/01/15
63872	Bank of East Asia – Sinopec Corp R Bull CBBC Dec 2016 A	2016/01/14	2016/01/15
67636	Bank of East Asia – Galaxy Ent R Bull CBBC Nov 2016 B	2016/01/14	2016/01/15
67235	Goldman Sachs SP (Asia) – HSI R Bull CBBC Sep 2016 I	2016/01/14	2016/01/15
65314	UBS AG – CAM CSI300 R Bull CBBC Oct 2016 D	2016/01/14	2016/01/15
67338	J P Morgan SP BV – A50 China R Bull CBBC Jan 2017 A	2016/01/14	2016/01/15
67265	Goldman Sachs SP (Asia) – HSI R Bull CBBC Sep 2016 J	2016/01/14	2016/01/15
60752	SGA Societe Generale Acceptance N.V.-HSI R Bull CBBC Aug16 M	2016/01/14	2016/01/15
64703	HK Bank – CITIC Sec R Bull CBBC Nov 2016 A	2016/01/14	2016/01/15
62683	Credit Suisse AG – HSI R Bull CBBC Oct 2016 F	2016/01/14	2016/01/15
64695	UBS AG – TCH R Bull CBBC Jul 2016 A	2016/01/14	2016/01/15
67272	Goldman Sachs SP (Asia) – HSI R Bull CBBC Sep 2016 K	2016/01/14	2016/01/15
61518	HK Bank – BOCL R Bull CBBC Dec 2016 C	2016/01/15	2016/01/18
69109	HK Bank – CKP R Bull CBBC Oct 2016 A	2016/01/15	2016/01/18
60389	HK Bank – HKEX R Bear CBBC Jan 2016 C	2016/01/15	2016/01/19
60351	HK Bank – TCH R Bear CBBC Jan 2016 E	2016/01/15	2016/01/19
60026	Bank of East Asia – A50 China R Bull CBBC Oct 2016 A	2016/01/15	2016/01/18
67679	UBS AG – HSI R Bull CBBC Dec 2016 S	2016/01/15	2016/01/18
67704	J P Morgan SP BV – HSI R Bull CBBC Nov 2016 Z	2016/01/15	2016/01/18
61119	Bank of East Asia – CC Bank R Bull CBBC Nov 2016 B	2016/01/15	2016/01/18
64210	HK Bank – CSOP A50 ETF R Bull CBBC Jul 2016 E	2016/01/15	2016/01/18
63970	BNP Paribas Arbit Issu B.V. – A50 Ch R Bull CBBC Mar 2016 E	2016/01/15	2016/01/18
69121	HK Bank – SHK Ppt R Bear CBBC Jan 2016 A	2016/01/15	2016/01/19
67632	UBS AG – HSI R Bull CBBC Feb 2017 I	2016/01/15	2016/01/18
67608	Credit Suisse AG – HSI R Bull CBBC Nov 2016 S	2016/01/15	2016/01/18
63154	BNP Paribas Arbit Issu B.V. – HS H ETF R Bull CBBC Jan 2016H	2016/01/15	2016/01/18
61726	Credit Suisse AG – BOCL R Bull CBBC Apr 2016 A	2016/01/15	2016/01/18
67485	SGA Societe Generale Acceptance N.V.-HSI R Bull CBBC Nov16 H	2016/01/15	2016/01/18
61956	UBS AG – A50 China R Bull CBBC Mar 2016 E	2016/01/15	2016/01/18
66691	SGA Societe Generale Acceptance N.V.-HSI R Bull CBBC Jul16 K	2016/01/15	2016/01/18
67703	J P Morgan SP BV – HSI R Bull CBBC Nov 2016 I	2016/01/15	2016/01/18
67566	BNP Paribas Arbit Issu B.V. – TCH R Bull CBBC Sep 2016 D	2016/01/15	2016/01/18
64485	Standard Chartered Bank – CSOP A50 ETF R Bull CBBC Jun 2016C	2016/01/15	2016/01/18
69429	HK Bank – AIA R Bear CBBC Jan 2016 A	2016/01/15	2016/01/19
63343	HK Bank – CC Bank R Bull CBBC Aug 2016 F	2016/01/15	2016/01/18
65914	Standard Chartered Bank – China Life R Bear CBBC Feb 2016 A	2016/01/15	2016/01/18
67697	J P Morgan SP BV – CC Bank R Bull CBBC Jan 2017 A	2016/01/18	2016/01/19
67768	HK Bank – CSOP A50 ETF R Bull CBBC Jan 2017 A	2016/01/18	2016/01/19
67727	HK Bank – A50 R Bull CBBC Jan 2017 A	2016/01/18	2016/01/19
60884	Credit Suisse AG – HSI R Bull CBBC Aug 2016 N	2016/01/18	2016/01/19
68286	J P Morgan SP BV – HSI R Bull CBBC Dec 2016 I	2016/01/18	2016/01/19
68169	UBS AG – HSI R Bull CBBC Dec 2016 R	2016/01/18	2016/01/19
68173	UBS AG – HSI R Bull CBBC Dec 2016 P	2016/01/18	2016/01/19
68177	UBS AG – HSI R Bull CBBC Nov 2016 W	2016/01/18	2016/01/19
68179	UBS AG – HSI R Bull CBBC Dec 2016 U	2016/01/18	2016/01/19
68184	UBS AG – HSI R Bull CBBC Nov 2016 X	2016/01/18	2016/01/19
68172	UBS AG – HSI R Bull CBBC Dec 2016 T	2016/01/18	2016/01/19

List of expired CBBC, 2016 (continued)

Code	CBBC	Last trading date	Delisted date
68285	J P Morgan SP BV – HSI R Bull CBBC Dec 2016 T	2016/01/18	2016/01/19
68147	Credit Suisse AG – HSI R Bull CBBC Sep 2016 B	2016/01/18	2016/01/19
69098	HK Bank – SHK Ppt R Bull CBBC Dec 2016 D	2016/01/18	2016/01/19
62301	HK Bank – TCH R Bull CBBC Jul 2016 N	2016/01/18	2016/01/19
62355	HK Bank – COVS R Bull CBBC Nov 2016 A	2016/01/18	2016/01/19
65078	UBS AG – HSBC R Bull CBBC Jun 2016 A	2016/01/18	2016/01/19
60107	Bank of East Asia – GCL-Poly Energy R Bull CBBC Dec 2016 B	2016/01/18	2016/01/19
60104	Bank of East Asia – HKEX R Bull CBBC Jan 2016 A	2016/01/18	2016/01/20
69990	Bank of East Asia – HSBC Holdings R Bull CBBC Nov 2016 B	2016/01/18	2016/01/19
68011	Macquarie Bank Ltd. – HSI R Bull CBBC Jul 2016 G	2016/01/18	2016/01/19
67828	HK Bank – HSI R Bull CBBC Dec 2016 K	2016/01/18	2016/01/19
67837	HK Bank – HSI R Bull CBBC Oct 2016 T	2016/01/18	2016/01/19
67843	BNP Paribas Arbit Issu B.V. – HSI R Bull CBBC Sep 2016 M	2016/01/18	2016/01/19
67855	BNP Paribas Arbit Issu B.V. – HSI R Bull CBBC Oct 2016 F	2016/01/18	2016/01/19
67878	BNP Paribas Arbit Issu B.V. – HSI R Bull CBBC Oct 2016 G	2016/01/18	2016/01/19
67906	SGA Societe Generale Acceptance N.V.-HSI R Bull CBBC Nov16 I	2016/01/18	2016/01/19
68151	Credit Suisse AG – HSI R Bull CBBC Sep 2016 L	2016/01/18	2016/01/19
67917	SGA Societe Generale Acceptance N.V.-HSI R Bull CBBC Oct16 K	2016/01/18	2016/01/19
68148	Credit Suisse AG – HSI R Bull CBBC Sep 2016 K	2016/01/18	2016/01/19
68014	J P Morgan SP BV – HSI R Bull CBBC Dec 2016 W	2016/01/18	2016/01/19
68016	J P Morgan SP BV – HSI R Bull CBBC Nov 2016 R	2016/01/18	2016/01/19
68033	J P Morgan SP BV – HSI R Bull CBBC Jan 2017 Z	2016/01/18	2016/01/19
68034	J P Morgan SP BV – HSCEI R Bull CBBC Jan 2017 C	2016/01/18	2016/01/19
68145	Credit Suisse AG – HSI R Bull CBBC Sep 2016 J	2016/01/18	2016/01/19
60886	Credit Suisse AG – HSI R Bull CBBC Aug 2016 O	2016/01/18	2016/01/19
67911	SGA Societe Generale Acceptance N.V.-HSI R Bull CBBC Oct16 J	2016/01/18	2016/01/19
62302	SGA Societe Generale Acceptance N.V.-HSI R Bull CBBC Jul16 D	2016/01/18	2016/01/19
62838	UBS AG – HSI R Bull CBBC Nov 2016 B	2016/01/18	2016/01/19
61120	Bank of East Asia – BOCL R Bull CBBC Nov 2016 A	2016/01/18	2016/01/19
65586	HK Bank – HSCEI R Bull CBBC Nov 2016 H	2016/01/18	2016/01/19
63547	BNP Paribas Arbit Issu B.V. – HSI R Bull CBBC Dec 2016 M	2016/01/18	2016/01/19
63545	BNP Paribas Arbit Issu B.V. – HSI R Bull CBBC Nov 2016 E	2016/01/18	2016/01/19
63359	HK Bank – HSI R Bull CBBC Jul 2016 U	2016/01/18	2016/01/19
63345	HK Bank – HSI R Bull CBBC Aug 2016 K	2016/01/18	2016/01/19
63298	UBS AG – HSI R Bull CBBC Jul 2016 X	2016/01/18	2016/01/19
62108	SGA Societe Generale Acceptance N.V.-HSI R Bull CBBC Aug16 A	2016/01/18	2016/01/19
62226	BNP Paribas Arbit Issu B.V. – HSI R Bull CBBC Dec 2016 B	2016/01/18	2016/01/19
64033	Credit Suisse AG – HSI R Bull CBBC Jul 2016 C	2016/01/18	2016/01/19
63070	J P Morgan SP BV – HSI R Bull CBBC Feb 2017 B	2016/01/18	2016/01/19
64303	Standard Chartered Bank – HKEX R Bull CBBC Jun 2016 C	2016/01/18	2016/01/19
60751	SGA Societe Generale Acceptance N.V.-HSI R Bull CBBC Aug16 L	2016/01/18	2016/01/19
62308	SGA Societe Generale Acceptance N.V.-HSI R Bull CBBC Sep16 D	2016/01/18	2016/01/19
63222	J P Morgan SP BV – HSI R Bull CBBC Nov 2016 A	2016/01/18	2016/01/19
64608	HK Bank – A50 R Bull CBBC Mar 2017 A	2016/01/18	2016/01/19
62934	J P Morgan SP BV – HSI R Bull CBBC Jan 2017 B	2016/01/18	2016/01/19
64886	HK Bank – CC Bank R Bull CBBC Dec 2016 G	2016/01/18	2016/01/19
62685	Credit Suisse AG – HSI R Bull CBBC Nov 2016 E	2016/01/18	2016/01/19
62690	Credit Suisse AG – HSI R Bull CBBC Oct 2016 G	2016/01/18	2016/01/19
64815	HK Bank – CC Bank R Bull CBBC Dec 2016 E	2016/01/18	2016/01/19
64740	HK Bank – CM Bank R Bull CBBC Dec 2016 B	2016/01/18	2016/01/19
64768	HK Bank – Ping An R Bull CBBC Dec 2016 E	2016/01/18	2016/01/19
63957	HK Bank – ABC R Bull CBBC Nov 2016 C	2016/01/18	2016/01/19
64156	Goldman Sachs SP (Asia) – HSI R Bull CBBC Sep 2016 F	2016/01/18	2016/01/19
61709	Credit Suisse AG – HSI R Bull CBBC Dec 2016 A	2016/01/18	2016/01/19
61092	SGA Societe Generale Acceptance NV -HSCEI R Bull CBBC Apr16A	2016/01/18	2016/01/19
67525	Bank of East Asia – HS H-SH ETF R Bull CBBC Jan 2017 A	2016/01/18	2016/01/19
61076	HK Bank – Sinopec Corp R Bull CBBC Nov 2016 B	2016/01/18	2016/01/19
61907	UBS AG – HSI R Bull CBBC Sep 2016 E	2016/01/18	2016/01/19
61075	HK Bank – CNOOC R Bull CBBC Nov 2016 B	2016/01/18	2016/01/19
67155	J P Morgan SP BV – HSI R Bull CBBC Feb 2017 E	2016/01/18	2016/01/19
66950	Credit Suisse AG – HSCEI R Bull CBBC Nov 2016 B	2016/01/18	2016/01/19
60482	SGA Societe Generale Acceptance N.V.-HSI R Bull CBBC Aug16 V	2016/01/18	2016/01/19
60461	SGA Societe Generale Acceptance N.V.-HSI R Bull CBBC Sep16 M	2016/01/18	2016/01/19
64164	J P Morgan SP BV – Ping An R Bull CBBC Oct 2016 C	2016/01/18	2016/01/19
68780	J P Morgan SP BV – HKEX R Bull CBBC Oct 2016 E	2016/01/18	2016/01/19
66494	BNP Paribas Arbit Issu B.V. – HSCEI R Bull CBBC Dec 2016 E	2016/01/18	2016/01/19
64549	UBS AG – ICBC R Bull CBBC Aug 2016 A	2016/01/18	2016/01/19
64840	HK Bank – CGN Power R Bull CBBC Dec 2016 B	2016/01/18	2016/01/19
64893	Macquarie Bank Ltd. – HSI R Bull CBBC Mar 2016 A	2016/01/18	2016/01/19
61334	BNP Paribas Arbit Issu B.V. – HSI R Bull CBBC Nov 2016 S	2016/01/18	2016/01/19
63304	UBS AG – HSI R Bull CBBC Aug 2016 A	2016/01/18	2016/01/19
66680	UBS AG – HSI R Bull CBBC Nov 2016 V	2016/01/18	2016/01/19
66079	J P Morgan SP BV – HSI R Bull CBBC Aug 2016 L	2016/01/18	2016/01/19
66645	SGA Societe Generale Acceptance N.V.-HSI R Bull CBBC Aug16 G	2016/01/18	2016/01/19
67242	J P Morgan SP BV – HSI R Bull CBBC Dec 2016 E	2016/01/18	2016/01/19
67342	HK Bank – HSI R Bull CBBC Sep 2016 M	2016/01/18	2016/01/19
65950	Credit Suisse AG – HSI R Bull CBBC May 2016 V	2016/01/18	2016/01/19
68446	J P Morgan SP BV – HSI R Bull CBBC Nov 2016 Q	2016/01/19	2016/01/20
64577	HK Bank – HS H-SH ETF R Bull CBBC Feb 2017 A	2016/01/19	2016/01/20
61950	UBS AG – HKEX R Bull CBBC Nov 2016 B	2016/01/19	2016/01/20
64190	SGA Societe Generale Acceptance N.V.-HSBC R Bull CBBC Sep17A	2016/01/19	2016/01/20
68447	SGA Societe Generale Acceptance N.V.-HSI R Bull CBBC Dec16 D	2016/01/19	2016/01/20
67315	J P Morgan SP BV – HKEX R Bull CBBC Dec 2016 C	2016/01/19	2016/01/20
60029	Bank of East Asia – HKEX R Bull CBBC Sep 2016 A	2016/01/19	2016/01/20
66187	J P Morgan SP BV – AIA R Bull CBBC Nov 2016 A	2016/01/19	2016/01/20
68488	BNP Paribas Arbit Issu B.V. – HSI R Bull CBBC Oct 2016 H	2016/01/19	2016/01/20
68656	J P Morgan SP BV – HSI R Bull CBBC Oct 2016 Y	2016/01/19	2016/01/20

List of expired CBBC, 2016 (continued)

Code	CBBC	Last trading date	Delisted date
67176	HK Bank – HKEK R Bull CBBC Nov 2016 A	2016/01/19	2016/01/20
65016	HK Bank – HKEK R Bull CBBC Oct 2016 Q	2016/01/19	2016/01/20
65219	SGA Societe Generale Acceptance N.V.-HKEK R Bull CBBC Feb17A	2016/01/19	2016/01/20
68502	UBS AG – HSI R Bull CBBC Feb 2017 K	2016/01/19	2016/01/20
68504	UBS AG – HSI R Bull CBBC Jan 2017 D	2016/01/19	2016/01/20
64879	HK Bank – AIA R Bull CBBC Nov 2016 D	2016/01/19	2016/01/20
63344	HK Bank – CNOOC R Bull CBBC Nov 2016 G	2016/01/19	2016/01/20
68574	Credit Suisse AG – HSI R Bull CBBC Oct 2016 S	2016/01/19	2016/01/20
68576	Credit Suisse AG – HSI R Bull CBBC Oct 2016 K	2016/01/19	2016/01/20
68633	BNP Paribas Arbit Issu B.V. – HSI R Bull CBBC Sep 2016 N	2016/01/19	2016/01/20
68654	J P Morgan SP BV – HSI R Bull CBBC Sep 2016 A	2016/01/19	2016/01/20
61304	HK Bank – AIA R Bear CBBC Jan 2016 C	2016/01/19	2016/01/21
68008	SGA Societe Generale Acceptance N.V.-HSI R Bear CBBC May16 O	2016/01/20	2016/01/21
60911	SGA Societe Generale Acceptance N.V.-HSI R Bear CBBC May16 H	2016/01/20	2016/01/21
65059	SGA Societe Generale Acceptance N.V.-HSI R Bear CBBC May16 U	2016/01/20	2016/01/21
60860	SGA Societe Generale Acceptance N.V.-HSI R Bear CBBC May16 G	2016/01/20	2016/01/21
68194	J P Morgan SP BV – CKP R Bull CBBC Nov 2016 A	2016/01/20	2016/01/21
64375	SGA Societe Generale Acceptance N.V.-HSI R Bear CBBC May16 W	2016/01/20	2016/01/21
68468	Bank of East Asia – CKH R Bull CBBC Jan 2017 A	2016/01/20	2016/01/21
65072	SGA Societe Generale Acceptance N.V.-HSI R Bear CBBC May16 B	2016/01/20	2016/01/21
65103	SGA Societe Generale Acceptance N.V.-HSI R Bear CBBC May16 E	2016/01/20	2016/01/21
66588	SGA Societe Generale Acceptance N.V.-HSI R Bear CBBC Apr16 R	2016/01/20	2016/01/21
62512	HK Bank – CKH R Bull CBBC Oct 2016 B	2016/01/20	2016/01/21
67236	SGA Societe Generale Acceptance N.V.-HSI R Bear CBBC Apr16 U	2016/01/20	2016/01/21
69217	HK Bank – TCH R Bull CBBC Dec 2016 A	2016/01/20	2016/01/21
65133	SGA Societe Generale Acceptance N.V.-HSI R Bear CBBC May16 Z	2016/01/20	2016/01/21
63231	J P Morgan SP BV – HSI R Bull CBBC Dec 2016 A	2016/01/20	2016/01/21
68658	J P Morgan SP BV – HSI R Bull CBBC Nov 2016 O	2016/01/20	2016/01/21
68526	UBS AG – HSI R Bull CBBC Jan 2017 F	2016/01/20	2016/01/21
68510	UBS AG – HSI R Bull CBBC Jan 2017 E	2016/01/20	2016/01/21
68491	Macquarie Bank Ltd. – HSI R Bull CBBC Jul 2016 H	2016/01/20	2016/01/21
68192	UBS AG – HSI R Bull CBBC Jan 2017 A	2016/01/20	2016/01/21
61715	Credit Suisse AG – ICBC R Bull CBBC Apr 2016 A	2016/01/20	2016/01/21
61488	HK Bank – AIA R Bull CBBC Oct 2016 C	2016/01/20	2016/01/21
64862	HK Bank – CKP R Bull CBBC Nov 2016 B	2016/01/20	2016/01/21
66681	UBS AG – HSI R Bull CBBC Feb 2017 H	2016/01/20	2016/01/21
68833	Goldman Sachs SP (Asia) – HSI R Bull CBBC Sep 2016 L	2016/01/20	2016/01/21
63308	UBS AG – HSI R Bull CBBC Aug 2016 B	2016/01/20	2016/01/21
63309	UBS AG – HSI R Bull CBBC Aug 2016 C	2016/01/20	2016/01/21
63792	HK Bank – Minsheng Bank R Bull CBBC Oct 2016 B	2016/01/20	2016/01/21
69012	J P Morgan SP BV – HSI R Bull CBBC Mar 2017 D	2016/01/20	2016/01/21
65215	SGA Societe Generale Acceptance N.V. -AIA R Bull CBBC Sep16A	2016/01/20	2016/01/21
67667	HK Bank – CKH R Bull CBBC Nov 2016 A	2016/01/20	2016/01/21
67033	SGA Societe Generale Acceptance N.V.-HSI R Bear CBBC Apr16 B	2016/01/20	2016/01/21
66935	Credit Suisse AG – HSI R Bull CBBC Jan 2017 A	2016/01/20	2016/01/21
68914	SGA Societe Generale Acceptance N.V.-HSI R Bull CBBC Dec16 E	2016/01/20	2016/01/21
68997	J P Morgan SP BV – HSI R Bull CBBC Jan 2017 F	2016/01/20	2016/01/21
68977	Credit Suisse AG – HSI R Bull CBBC Aug 2016 H	2016/01/20	2016/01/21
68960	Credit Suisse AG – HSI R Bull CBBC Aug 2016 G	2016/01/20	2016/01/21
68953	Credit Suisse AG – HSI R Bull CBBC Aug 2016 E	2016/01/20	2016/01/21
68943	J P Morgan SP BV – HSI R Bull CBBC Dec 2016 J	2016/01/20	2016/01/21
68937	J P Morgan SP BV – HSCEI R Bull CBBC Dec 2016 I	2016/01/20	2016/01/21
68926	UBS AG – HSI R Bull CBBC Feb 2017 O	2016/01/20	2016/01/21
69084	J P Morgan SP BV – HS H-SH ETF R Bull CBBC Jan 2017 A	2016/01/20	2016/01/21
68923	UBS AG – HSI R Bull CBBC Feb 2017 N	2016/01/20	2016/01/21
69064	J P Morgan SP BV – China Life R Bull CBBC Dec 2016 B	2016/01/20	2016/01/21
68913	SGA Societe Generale Acceptance N.V.-HSI R Bull CBBC Nov16 J	2016/01/20	2016/01/21
68912	SGA Societe Generale Acceptance N.V.-HSI R Bull CBBC Oct16 L	2016/01/20	2016/01/21
68889	BNP Paribas Arbit Issu B.V. – HSI R Bull CBBC Sep 2016 O	2016/01/20	2016/01/21
68862	Goldman Sachs SP (Asia) – HSI R Bull CBBC Sep 2016 P	2016/01/20	2016/01/21
68851	Goldman Sachs SP (Asia) – HSI R Bull CBBC Sep 2016 D	2016/01/20	2016/01/21
68849	Goldman Sachs SP (Asia) – HSI R Bull CBBC Sep 2016 N	2016/01/20	2016/01/21
68838	Goldman Sachs SP (Asia) – HSI R Bull CBBC Sep 2016 M	2016/01/20	2016/01/21
67028	SGA Societe Generale Acceptance N.V.-HSI R Bear CBBC Apr16 A	2016/01/20	2016/01/21
68925	UBS AG – HSI R Bull CBBC Jan 2017 H	2016/01/20	2016/01/21
63302	UBS AG – HSI R Bull CBBC Oct 2016 H	2016/01/20	2016/01/21
61644	Credit Suisse AG – HSCEI R Bull CBBC Aug 2016 A	2016/01/20	2016/01/21
67250	J P Morgan SP BV – HSI R Bull CBBC Jan 2017 E	2016/01/20	2016/01/21
61714	Credit Suisse AG – CCB R Bull CBBC Apr 2016 A	2016/01/20	2016/01/21
66593	SGA Societe Generale Acceptance N.V.-HSI R Bull CBBC Sep16 F	2016/01/20	2016/01/21
66541	SGA Societe Generale Acceptance N.V.-HSI R Bull CBBC Jul16 J	2016/01/20	2016/01/21
66081	J P Morgan SP BV – HSI R Bull CBBC Feb 2017 D	2016/01/20	2016/01/21
63179	Credit Suisse AG – HSI R Bull CBBC Sep 2016 H	2016/01/20	2016/01/21
63363	HK Bank – HSI R Bull CBBC Aug 2016 L	2016/01/20	2016/01/21
67495	BNP Paribas Arbit Issu B.V. – HSI R Bull CBBC Nov 2016 K	2016/01/20	2016/01/21
62222	BNP Paribas Arbit Issu B.V. – HSI R Bull CBBC Dec 2016 D	2016/01/20	2016/01/21
62300	SGA Societe Generale Acceptance N.V.-HSI R Bull CBBC Aug16 C	2016/01/20	2016/01/21
63299	UBS AG – HSI R Bull CBBC Jul 2016 Y	2016/01/20	2016/01/21
62692	Credit Suisse AG – HSI R Bull CBBC Sep 2016 E	2016/01/20	2016/01/21
62855	UBS AG – HSCEI R Bull CBBC Oct 2016 B	2016/01/20	2016/01/21
62949	J P Morgan SP BV – HSCEI R Bull CBBC Jan 2017 B	2016/01/20	2016/01/21
63544	BNP Paribas Arbit Issu B.V. – HSI R Bull CBBC Nov 2016 D	2016/01/20	2016/01/21
60742	SGA Societe Generale Acceptance N.V.-HSI R Bull CBBC Aug16 Y	2016/01/20	2016/01/21
64820	HK Bank – ICBC R Bull CBBC Oct 2016 A	2016/01/20	2016/01/21
60890	Credit Suisse AG – HSI R Bull CBBC Sep 2016 P	2016/01/20	2016/01/21
60889	Credit Suisse AG – HSI R Bull CBBC Aug 2016 Q	2016/01/20	2016/01/21
60887	Credit Suisse AG – HSI R Bull CBBC Aug 2016 P	2016/01/20	2016/01/21

List of expired CBBC, 2016 (continued)

Code	CBBC	Last trading date	Delisted date
64741	HK Bank – BOCL R Bull CBBC Oct 2016 B	2016/01/20	2016/01/21
64730	HK Bank – China Life R Bull CBBC Nov 2016 B	2016/01/20	2016/01/21
67330	HK Bank – PetCh R Bull CBBC Dec 2016 C	2016/01/20	2016/01/21
61454	SGA Societe Generale Acceptance N.V.-CITIC R Bull CBBC Feb16A	2016/01/20	2016/01/21
61592	Credit Suisse AG – China Life R Bull CBBC Nov 2016 A	2016/01/20	2016/01/21
60741	SGA Societe Generale Acceptance N.V.-HSI R Bull CBBC Sep16 T	2016/01/20	2016/01/21
69204	SGA Societe Generale Acceptance N.V.-HSI R Bear CBBC Apr16 C	2016/01/20	2016/01/21
60743	BNP Paribas Arbit Issu B.V. – HSCEI R Bull CBBC Nov 2016 B	2016/01/20	2016/01/21
60773	Credit Suisse AG – HSI R Bull CBBC Aug 2016 C	2016/01/20	2016/01/21
68806	Macquarie Bank Ltd. – HSI R Bull CBBC Mar 2016 F	2016/01/20	2016/01/21
61087	SGA Societe Generale Acceptance NV -HSCEI R Bull CBBC May16A	2016/01/20	2016/01/21
62016	HK Bank – HSCEI R Bull CBBC Dec 2016 B	2016/01/20	2016/01/21
60747	SGA Societe Generale Acceptance N.V.-HSI R Bull CBBC Aug16 Z	2016/01/20	2016/01/21
69149	J P Morgan SP BV – HSI R Bull CBBC Dec 2016 L	2016/01/21	2016/01/22
69188	UBS AG – HSI R Bull CBBC Dec 2016 V	2016/01/21	2016/01/22
69181	Credit Suisse AG – HSI R Bull CBBC Nov 2016 Z	2016/01/21	2016/01/22
68464	Bank of East Asia – HSBC Holdings R Bull CBBC Dec 2016 B	2016/01/21	2016/01/22
69215	J P Morgan SP BV – HSI R Bull CBBC Jan 2017 G	2016/01/21	2016/01/22
69170	Macquarie Bank Ltd. – HSI R Bull CBBC Jul 2016 L	2016/01/21	2016/01/22
69216	J P Morgan SP BV – HSI R Bull CBBC Dec 2016 M	2016/01/21	2016/01/22
69090	HK Bank – HKEX R Bull CBBC Nov 2016 F	2016/01/21	2016/01/22
69150	J P Morgan SP BV – HSI R Bull CBBC Nov 2016 S	2016/01/21	2016/01/22
69085	J P Morgan SP BV – Tracker Fund R Bull CBBC Dec 2016 C	2016/01/21	2016/01/22
69148	BNP Paribas Arbit Issu B.V. – HSI R Bull CBBC Oct 2016 I	2016/01/21	2016/01/22
69129	SGA Societe Generale Acceptance N.V.-HSI R Bull CBBC Dec16 F	2016/01/21	2016/01/22
69124	SGA Societe Generale Acceptance N.V.-HSI R Bull CBBC Nov16 K	2016/01/21	2016/01/22
69105	HK Bank – CNOOC R Bull CBBC Dec 2016 G	2016/01/21	2016/01/22
69189	UBS AG – HSI R Bull CBBC Jan 2017 I	2016/01/21	2016/01/22
69094	HK Bank – HSI R Bull CBBC Nov 2016 N	2016/01/21	2016/01/22
69176	Credit Suisse AG – HSI R Bull CBBC Nov 2016 T	2016/01/21	2016/01/22
69222	J P Morgan SP BV – HSBC R Bull CBBC Nov 2016 B	2016/01/21	2016/01/22
67348	Bank of East Asia – HKEX R Bull CBBC Jan 2017 A	2016/01/21	2016/01/22
64155	Goldman Sachs SP (Asia) – HSI R Bull CBBC Sep 2016 E	2016/01/21	2016/01/22
64701	HK Bank – CSOP A50 ETF R Bull CBBC Mar 2017 B	2016/01/21	2016/01/22
64710	HK Bank – CITIC Sec R Bull CBBC Nov 2016 B	2016/01/21	2016/01/22
64711	HK Bank – Haitong Sec R Bull CBBC Oct 2016 C	2016/01/21	2016/01/22
64832	HK Bank – Sands China R Bull CBBC Dec 2016 B	2016/01/21	2016/01/22
64960	HK Bank – CNOOC R Bull CBBC Nov 2016 I	2016/01/21	2016/01/22
65024	HK Bank – HKEX R Bull CBBC Oct 2016 R	2016/01/21	2016/01/22
65028	HK Bank – SHK Ppt R Bull CBBC Jan 2017 A	2016/01/21	2016/01/22
65588	HK Bank – China Life R Bull CBBC Jan 2017 A	2016/01/21	2016/01/22
67365	HK Bank – CRRC R Bull CBBC Jan 2017 A	2016/01/21	2016/01/22
66945	Credit Suisse AG – HSI R Bull CBBC Jan 2017 B	2016/01/21	2016/01/22
69019	J P Morgan SP BV – COVS R Bull CBBC Dec 2016 A	2016/01/21	2016/01/22
67931	Macquarie Bank Ltd. – HSI R Bull CBBC Jul 2016 E	2016/01/21	2016/01/22
68202	UBS AG – HSI R Bull CBBC Feb 2017 J	2016/01/21	2016/01/22
68222	UBS AG – HSI R Bull CBBC Jan 2017 B	2016/01/21	2016/01/22
68244	UBS AG – HSBC R Bull CBBC Nov 2016 C	2016/01/21	2016/01/22
68274	J P Morgan SP BV – CC Bank R Bull CBBC Feb 2017 A	2016/01/21	2016/01/22
68289	J P Morgan SP BV – HSI R Bull CBBC Feb 2017 F	2016/01/21	2016/01/22
68528	UBS AG – HSI R Bull CBBC Feb 2017 L	2016/01/21	2016/01/22
68659	J P Morgan SP BV – HSI R Bull CBBC Apr 2017 B	2016/01/21	2016/01/22
68757	HK Bank – HKEX R Bull CBBC Oct 2016 U	2016/01/21	2016/01/22
65801	HK Bank – HSCEI R Bull CBBC Oct 2016 L	2016/01/21	2016/01/22
60162	HK Bank – Ping An R Bull CBBC Nov 2016 F	2016/01/21	2016/01/22
63303	UBS AG – HSI R Bull CBBC Aug 2016 M	2016/01/21	2016/01/22
63175	Credit Suisse AG – HSI R Bull CBBC Sep 2016 G	2016/01/21	2016/01/22
63157	Standard Chartered Bank – HKEX R Bull CBBC Jul 2016 A	2016/01/21	2016/01/22
63116	BNP Paribas Arbit Issu B.V. – HSI R Bull CBBC Dec 2016 I	2016/01/21	2016/01/22
66534	SGA Societe Generale Acceptance N.V.-HSI R Bull CBBC Aug16 F	2016/01/21	2016/01/22
63012	Standard Chartered Bank – A50 China R Bull CBBC Jun 2016 C	2016/01/21	2016/01/22
62053	HK Bank – CAM CSI300 R Bull CBBC Sep 2016 C	2016/01/21	2016/01/22
60877	UBS AG – HSI R Bull CBBC Sep 2016 C	2016/01/21	2016/01/22
66977	UBS AG – HSI R Bull CBBC Oct 2016 J	2016/01/21	2016/01/22
60103	Bank of East Asia – TCH R Bull CBBC Jan 2016 A	2016/01/21	2016/01/25
64570	HK Bank – CITIC Sec R Bull CBBC Oct 2016 B	2016/01/21	2016/01/22
62936	J P Morgan SP BV – HSI R Bull CBBC Feb 2017 A	2016/01/21	2016/01/22
62299	SGA Societe Generale Acceptance N.V.-HSI R Bull CBBC Sep16 C	2016/01/21	2016/01/22
62298	SGA Societe Generale Acceptance N.V.-HSI R Bull CBBC Jul16 C	2016/01/21	2016/01/22
67475	BNP Paribas Arbit Issu B.V. – HSI R Bull CBBC Dec 2016 Q	2016/01/21	2016/01/22
68201	Bank of East Asia – China Life R Bull CBBC Dec 2016 A	2016/01/21	2016/01/22
62105	SGA Societe Generale Acceptance N.V.-HSI R Bull CBBC Sep16 A	2016/01/21	2016/01/22
62996	HK Bank – HS H-SH ETF R Bull CBBC Dec 2016 A	2016/01/21	2016/01/22
60739	SGA Societe Generale Acceptance N.V.-HSI R Bull CBBC Sep16 S	2016/01/21	2016/01/22
63759	HK Bank – HSI R Bull CBBC Nov 2016 B	2016/01/21	2016/01/22
64029	Credit Suisse AG – HSI R Bull CBBC Jul 2016 B	2016/01/21	2016/01/22
61472	HK Bank – HKEX R Bull CBBC Nov 2016 D	2016/01/21	2016/01/22
62058	HK Bank – China Life R Bull CBBC Aug 2016 A	2016/01/21	2016/01/22
64499	SGA Societe Generale Acceptance N.V.-A50 R Bull CBBC Jun16 B	2016/01/21	2016/01/22
61710	Credit Suisse AG – HSI R Bull CBBC Oct 2016 C	2016/01/21	2016/01/22
68600	HK Bank – HKEX R Bull CBBC Nov 2016 B	2016/01/21	2016/01/22
63336	HK Bank – HSI R Bull CBBC Sep 2016 J	2016/01/21	2016/01/22
66555	HK Bank – Evergrande R Bull CBBC Nov 2016 D	2016/01/21	2016/01/22
60048	Bank of East Asia – Ping An R Bull CBBC Oct 2016 A	2016/01/21	2016/01/22
63669	J P Morgan SP BV – HKEX R Bull CBBC Dec 2016 B	2016/01/21	2016/01/22
63636	J P Morgan SP BV – A50 China R Bull CBBC Apr 2016 B	2016/01/21	2016/01/22
66198	HK Bank – CM Bank R Bull CBBC Nov 2016 A	2016/01/21	2016/01/22

List of expired CBBC, 2016 (continued)

Code	CBBC	Last trading date	Delisted date
61601	Credit Suisse AG – HKEX R Bull CBBC Mar 2016 C	2016/01/21	2016/01/22
63420	Bank of East Asia – China Mobile R Bear CBBC Jan 2016 B	2016/01/21	2016/01/25
66332	Standard Chartered Bank – HKEX R Bear CBBC Jan 2016 B	2016/01/21	2016/01/25
60685	BNP Paribas Arbit Issu B.V. – HSI R Bull CBBC Dec 2016 X	2016/01/21	2016/01/22
66710	HK Bank – CUni R Bull CBBC Nov 2016 A	2016/01/21	2016/01/22
60892	Credit Suisse AG – HSI R Bull CBBC Sep 2016 Q	2016/01/21	2016/01/22
69288	Credit Suisse AG – HSI R Bull CBBC Sep 2016 M	2016/01/22	2016/01/25
62762	HK Bank – TCH R Bear CBBC Jan 2016 F	2016/01/22	2016/01/26
60736	HK Bank – Ping An R Bear CBBC Jan 2016 B	2016/01/22	2016/01/26
60345	HK Bank – A50 R Bear CBBC Jan 2016 B	2016/01/22	2016/01/26
65737	HK Bank – HKEX R Bull CBBC Oct 2016 D	2016/01/22	2016/01/25
60115	HK Bank – A50 R Bear CBBC Jan 2016 A	2016/01/22	2016/01/26
69428	HK Bank – TCH R Bear CBBC Jan 2016 D	2016/01/22	2016/01/26
69246	SGA Societe Generale Acceptance N.V.-HSI R Bull CBBC Dec16 K	2016/01/22	2016/01/25
69412	Goldman Sachs SP (Asia) – HSI R Bull CBBC Sep 2016 T	2016/01/22	2016/01/25
69257	SGA Societe Generale Acceptance N.V.-HSI R Bull CBBC Sep16 L	2016/01/22	2016/01/25
69504	J P Morgan SP BV – HSI R Bull CBBC Jan 2017 H	2016/01/22	2016/01/25
69294	Credit Suisse AG – HSI R Bull CBBC Sep 2016 F	2016/01/22	2016/01/25
69359	UBS AG – HSI R Bull CBBC Jan 2017 K	2016/01/22	2016/01/25
69360	UBS AG – HSI R Bull CBBC Jan 2017 L	2016/01/22	2016/01/25
69402	Goldman Sachs SP (Asia) – HSI R Bull CBBC Sep 2016 Q	2016/01/22	2016/01/25
69405	Goldman Sachs SP (Asia) – HSI R Bull CBBC Sep 2016 R	2016/01/22	2016/01/25
69408	Goldman Sachs SP (Asia) – HSI R Bull CBBC Sep 2016 S	2016/01/22	2016/01/25
69423	J P Morgan SP BV – HSI R Bull CBBC Dec 2016 U	2016/01/22	2016/01/25
69425	J P Morgan SP BV – HKEX R Bull CBBC Nov 2016 E	2016/01/22	2016/01/25
69431	J P Morgan SP BV – HKEX R Bull CBBC Jan 2017 A	2016/01/22	2016/01/25
69247	SGA Societe Generale Acceptance N.V.-HSI R Bull CBBC Dec16 L	2016/01/22	2016/01/25
64863	HK Bank – ABC R Bull CBBC Dec 2016 B	2016/01/25	2016/01/26
69688	SGA Societe Generale Acceptance N.V.-HSI R Bear CBBC Jul16 I	2016/01/25	2016/01/26
63626	HK Bank – TCH R Bear CBBC Jan 2016 G	2016/01/25	2016/01/27
68439	HK Bank – TCH R Bear CBBC Nov 2016 B	2016/01/25	2016/01/26
63815	Bank of East Asia – Galaxy Ent R Bear CBBC Jan 2016 A	2016/01/25	2016/01/27
69584	SGA Societe Generale Acceptance N.V.-HSI R Bull CBBC Dec16 M	2016/01/25	2016/01/26
69586	SGA Societe Generale Acceptance N.V.-HSI R Bull CBBC Oct16 N	2016/01/25	2016/01/26
69590	BNP Paribas Arbit Issu B.V. – HSI R Bull CBBC Nov 2016 I	2016/01/25	2016/01/26
69591	BNP Paribas Arbit Issu B.V. – HSI R Bull CBBC Nov 2016 Q	2016/01/25	2016/01/26
69592	Credit Suisse AG – HSI R Bull CBBC Oct 2016 N	2016/01/25	2016/01/26
69603	J P Morgan SP BV – HSI R Bull CBBC Dec 2016 V	2016/01/25	2016/01/26
69605	BNP Paribas Arbit Issu B.V. – HSI R Bear CBBC Jun 2016 I	2016/01/25	2016/01/26
69604	J P Morgan SP BV – HSI R Bull CBBC Dec 2016 X	2016/01/25	2016/01/26
69686	SGA Societe Generale Acceptance N.V.-HSI R Bear CBBC Jun16 S	2016/01/25	2016/01/26
69695	Credit Suisse AG – HSI R Bear CBBC May 2016 V	2016/01/25	2016/01/26
69707	UBS AG – HSI R Bull CBBC Dec 2016 W	2016/01/25	2016/01/26
69708	UBS AG – HSI R Bull CBBC Nov 2016 N	2016/01/25	2016/01/26
69728	UBS AG – HSI R Bear CBBC Apr 2016 C	2016/01/25	2016/01/26
69732	UBS AG – HSI R Bear CBBC May 2016 P	2016/01/25	2016/01/26
69910	J P Morgan SP BV – HSI R Bear CBBC Jun 2016 J	2016/01/25	2016/01/26
69912	BNP Paribas Arbit Issu B.V. – HSI R Bear CBBC May 2016 C	2016/01/25	2016/01/26
64493	SGA Societe Generale Acceptance N.V.-A50 R Bull CBBC Aug16 B	2016/01/26	2016/01/27
63330	UBS AG – A50 China R Bull CBBC Apr 2016 C	2016/01/26	2016/01/27
60049	J P Morgan SP BV – HSI R Bull CBBC Dec 2016 Y	2016/01/26	2016/01/27
63812	HK Bank – A50 R Bull CBBC Oct 2016 C	2016/01/26	2016/01/27
63959	BNP Paribas Arbit Issu B.V. -CSOP A50 ETF R Bull CBBC Mar16F	2016/01/26	2016/01/27
64147	J P Morgan SP BV – CSOP A50 ETF R Bull CBBC Apr 2016 E	2016/01/26	2016/01/27
63016	Standard Chartered Bank – CAM CSI300 R Bull CBBC Aug 2016 C	2016/01/26	2016/01/27
69587	BNP Paribas Arbit Issu B.V. – HSI R Bull CBBC Dec 2016 Z	2016/01/26	2016/01/27
60059	Credit Suisse AG – HSI R Bull CBBC Sep 2016 N	2016/01/26	2016/01/27
60060	Credit Suisse AG – HSI R Bull CBBC Sep 2016 U	2016/01/26	2016/01/27
64887	HK Bank – CC Bank R Bull CBBC Dec 2016 H	2016/01/26	2016/01/27
60566	HK Bank – CSOP A50 ETF R Bull CBBC Aug 2016 D	2016/01/26	2016/01/27
69712	UBS AG – HSI R Bull CBBC Nov 2016 H	2016/01/26	2016/01/27
60062	SGA Societe Generale Acceptance N.V.-HSI R Bull CBBC Sep16 W	2016/01/26	2016/01/27
69593	Credit Suisse AG – HSI R Bull CBBC Oct 2016 A	2016/01/26	2016/01/27
60068	BNP Paribas Arbit Issu B.V. – HSI R Bull CBBC Dec 2016 S	2016/01/26	2016/01/27
69577	SGA Societe Generale Acceptance N.V.-HSI R Bull CBBC Oct16 M	2016/01/26	2016/01/27
69135	Bank of East Asia – CITIC R Bull CBBC Feb 2016 A	2016/01/26	2016/01/27
61611	HK Bank – CITIC R Bull CBBC Feb 2016 A	2016/01/26	2016/01/27
65684	HK Bank – ABC R Bull CBBC Oct 2016 C	2016/01/26	2016/01/27
68723	J P Morgan SP BV – A50 China R Bull CBBC Mar 2017 A	2016/01/26	2016/01/27
67419	HK Bank – A50 R Bull CBBC Feb 2017 E	2016/01/26	2016/01/27
69646	J P Morgan SP BV – HSI R Bull CBBC Feb 2017 H	2016/01/26	2016/01/27
60106	UBS AG – HSI R Bull CBBC Nov 2016 I	2016/01/26	2016/01/27
61261	SGA Societe Generale Acceptance N.V.-CSA50 R Bull CBBC Oct16A	2016/01/26	2016/01/27
60822	BNP Paribas Arbit Issu B.V. – A50 Ch R Bull CBBC Mar 2016 B	2016/01/26	2016/01/27
60556	HK Bank – CSOP A50 ETF R Bull CBBC Jun 2016 D	2016/01/26	2016/01/27
60510	HK Bank – A50 R Bull CBBC Jul 2016 B	2016/01/26	2016/01/27
60112	J P Morgan SP BV – A50 China R Bull CBBC Feb 2017 B	2016/01/26	2016/01/27
60061	SGA Societe Generale Acceptance N.V.-HSI R Bull CBBC Nov16 L	2016/01/26	2016/01/27
60108	UBS AG – HSI R Bull CBBC Jan 2017 P	2016/01/26	2016/01/27
61952	UBS AG – CSOP A50 ETF R Bull CBBC Mar 2016 C	2016/01/26	2016/01/27
60105	UBS AG – CSOP A50 ETF R Bull CBBC Oct 2016 B	2016/01/26	2016/01/27
64702	HK Bank – CSOP A50 ETF R Bull CBBC Mar 2017 C	2016/01/26	2016/01/27
60087	J P Morgan SP BV – CAM CSI300 R Bull CBBC Jan 2017 A	2016/01/26	2016/01/27
60076	J P Morgan SP BV – Ping An R Bull CBBC Feb 2017 B	2016/01/26	2016/01/27
60071	J P Morgan SP BV – HSI R Bull CBBC Jan 2017 K	2016/01/26	2016/01/27
60069	J P Morgan SP BV – HSI R Bull CBBC Dec 2016 F	2016/01/26	2016/01/27
60111	J P Morgan SP BV – CSOP A50 ETF R Bull CBBC Apr 2017 C	2016/01/26	2016/01/27

List of expired CBBC, 2016 (continued)

Code	CBBC	Last trading date	Delisted date
69111	HK Bank – CKP R Bull CBBC Dec 2016 A	2016/01/26	2016/01/27
60796	J P Morgan SP BV – HSI R Bear CBBC Jan 2016 R	2016/01/27	2016/01/29
68966	SGA Societe Generale Acceptance N.V.-HSI R Bear CBBC Jan16 J	2016/01/27	2016/01/29
69095	Standard Chartered Bank – HSI R Bear CBBC Jan 2016 A	2016/01/27	2016/01/29
69128	SGA Societe Generale Acceptance N.V.-HSI R Bear CBBC Jan16 W	2016/01/27	2016/01/29
69299	J P Morgan SP BV – HSI R Bear CBBC Jan 2016 P	2016/01/27	2016/01/29
69506	UBS AG – HSI R Bear CBBC Jan 2016 P	2016/01/27	2016/01/29
66515	SGA Societe Generale Acceptance NV -HSCEI R Bear CBBC Jan16J	2016/01/27	2016/01/29
60018	Credit Suisse AG – HSI R Bear CBBC Jan 2016 Y	2016/01/27	2016/01/29
68876	UBS AG – HSI R Bear CBBC Jan 2016 O	2016/01/27	2016/01/29
60120	HK Bank – HSI R Bull CBBC Dec 2016 M	2016/01/27	2016/01/28
60126	HK Bank – HSCEI R Bull CBBC Nov 2016 M	2016/01/27	2016/01/28
60128	HK Bank – Ping An R Bull CBBC Oct 2016 K	2016/01/27	2016/01/28
60122	UBS AG – HSI R Bear CBBC Jan 2016 H	2016/01/27	2016/01/29
60123	UBS AG – HSI R Bear CBBC Jan 2016 Q	2016/01/27	2016/01/29
60144	BNP Paribas Arbit Issu B.V. – HSI R Bull CBBC Dec 2016 K	2016/01/27	2016/01/28
60116	HK Bank – A50 R Bull CBBC Dec 2016 E	2016/01/27	2016/01/28
67310	SGA Societe Generale Acceptance N.V.-HSI R Bear CBBC Jan16 T	2016/01/27	2016/01/29
60281	Credit Suisse AG – HSI R Bear CBBC Jul 2016 D	2016/01/27	2016/01/28
66545	Credit Suisse AG – A50 China R Bear CBBC Jan 2016 C	2016/01/27	2016/01/29
66617	Credit Suisse AG – HSCEI R Bear CBBC Jan 2016 B	2016/01/27	2016/01/29
66633	UBS AG – HSI R Bear CBBC Jan 2016 B	2016/01/27	2016/01/29
66673	J P Morgan SP BV – HSI R Bear CBBC Jan 2016 K	2016/01/27	2016/01/29
68956	SGA Societe Generale Acceptance N.V.-HSI R Bear CBBC Jan16 U	2016/01/27	2016/01/29
67132	J P Morgan SP BV – HSI R Bear CBBC Jan 2016 M	2016/01/27	2016/01/29
68918	J P Morgan SP BV – HSI R Bear CBBC Jan 2016 O	2016/01/27	2016/01/29
67790	Standard Chartered Bank – HSCEI R Bear CBBC Jan 2016 B	2016/01/27	2016/01/29
68455	UBS AG – HSI R Bear CBBC Jan 2016 K	2016/01/27	2016/01/29
68479	J P Morgan SP BV – HSI R Bear CBBC Jan 2016 N	2016/01/27	2016/01/29
68727	UBS AG – HSI R Bear CBBC Jan 2016 L	2016/01/27	2016/01/29
68761	UBS AG – HSI R Bear CBBC Jan 2016 M	2016/01/27	2016/01/29
60158	SGA Societe Generale Acceptance N.V.-HSI R Bull CBBC Sep16 X	2016/01/27	2016/01/28
67061	J P Morgan SP BV – HSI R Bear CBBC Jan 2016 L	2016/01/27	2016/01/29
60237	UBS AG – HSI R Bull CBBC Jan 2017 Q	2016/01/27	2016/01/28
60147	BNP Paribas Arbit Issu B.V. – HSI R Bull CBBC Nov 2016 P	2016/01/27	2016/01/28
60213	BNP Paribas Arbit Issu B.V. – HSI R Bear CBBC May 2016 E	2016/01/27	2016/01/28
60214	BNP Paribas Arbit Issu B.V. – HSI R Bear CBBC Jun 2016 J	2016/01/27	2016/01/28
60216	BNP Paribas Arbit Issu B.V. – HSI R Bear CBBC Jun 2016 K	2016/01/27	2016/01/28
60480	J P Morgan SP BV – HSI R Bear CBBC Jan 2016 Q	2016/01/27	2016/01/29
62381	J P Morgan SP BV – HSI R Bear CBBC Jan 2016 B	2016/01/27	2016/01/29
60403	UBS AG – CAM CSI300 R Bull CBBC Oct 2016 A	2016/01/27	2016/01/28
60235	UBS AG – HSI R Bull CBBC Feb 2017 Q	2016/01/27	2016/01/28
60361	Credit Suisse AG – Ping An R Bull CBBC May 2016 A	2016/01/27	2016/01/28
60240	UBS AG – HSI R Bull CBBC Jan 2017 R	2016/01/27	2016/01/28
60242	UBS AG – HSI R Bull CBBC Jan 2017 S	2016/01/27	2016/01/28
60252	UBS AG – HSI R Bear CBBC May 2016 S	2016/01/27	2016/01/28
61122	SGA Societe Generale Acceptance NV -HSCEI R Bear CBBC Jan16M	2016/01/27	2016/01/29
60254	UBS AG – HSI R Bear CBBC May 2016 T	2016/01/27	2016/01/28
60255	UBS AG – HSI R Bear CBBC May 2016 U	2016/01/27	2016/01/28
60234	UBS AG – HSI R Bull CBBC Dec 2016 E	2016/01/27	2016/01/28
69755	SGA Societe Generale Acceptance N.V.-HSI R Bear CBBC Jan 16Q	2016/01/27	2016/01/29
66456	SGA Societe Generale Acceptance N.V.-HSI R Bear CBBC Jan16 R	2016/01/27	2016/01/29
60163	SGA Societe Generale Acceptance N.V.-HSI R Bull CBBC Sep16 Z	2016/01/27	2016/01/28
60164	Credit Suisse AG – HSI R Bull CBBC Nov 2016 L	2016/01/27	2016/01/28
60165	Credit Suisse AG – HSI R Bull CBBC Nov 2016 A	2016/01/27	2016/01/28
60168	Credit Suisse AG – HSI R Bull CBBC Nov 2016 J	2016/01/27	2016/01/28
60169	J P Morgan SP BV – HSI R Bull CBBC Oct 2016 R	2016/01/27	2016/01/28
60201	SGA Societe Generale Acceptance N.V.-HSI R Bear CBBC Jul16 M	2016/01/27	2016/01/28
69658	SGA Societe Generale Acceptance NV -HSCEI R Bear CBBC Jan16K	2016/01/27	2016/01/29
60152	SGA Societe Generale Acceptance N.V.-HSI R Bull CBBC Nov16 M	2016/01/27	2016/01/28
60184	J P Morgan SP BV – HSI R Bull CBBC Dec 2016 H	2016/01/27	2016/01/28
60239	Standard Chartered Bank – HSI R Bear CBBC Jan 2016 E	2016/01/27	2016/01/29
60191	HK Bank – HSI R Bear CBBC Aug 2016 R	2016/01/27	2016/01/28
60292	SGA Societe Generale Acceptance N.V.-HSI R Bear CBBC Jan16 L	2016/01/27	2016/01/29
60294	Standard Chartered Bank – HSI R Bear CBBC Jan 2016 F	2016/01/27	2016/01/29
60200	SGA Societe Generale Acceptance N.V.-HSI R Bear CBBC Jul16 L	2016/01/27	2016/01/28
60170	J P Morgan SP BV – HSI R Bull CBBC Nov 2016 T	2016/01/27	2016/01/28
66118	J P Morgan SP BV – HSCEI R Bear CBBC Jan 2016 E	2016/01/27	2016/01/29
60772	SGA Societe Generale Acceptance N.V.-CSA50 R Bear CBBC Jan16C	2016/01/27	2016/01/29
69769	Credit Suisse AG – HSI R Bear CBBC Jan 2016 C	2016/01/27	2016/01/29
69749	Credit Suisse AG – HSI R Bear CBBC Jan 2016 B	2016/01/27	2016/01/29
69748	Credit Suisse AG – HSI R Bear CBBC Jan 2016 A	2016/01/27	2016/01/29
69040	SGA Societe Generale Acceptance N.V. - TCH R Bull CBBC Jan16A	2016/01/27	2016/01/29
66542	Credit Suisse AG – CSOP A50 ETF R Bear CBBC Jan 2016 B	2016/01/27	2016/01/29
67350	Bank of East Asia – A50 China R Bull CBBC Jan 2017 A	2016/01/27	2016/01/28
60810	SGA Societe Generale Acceptance N.V. -A50 R Bear CBBC Jan16C	2016/01/27	2016/01/29
67392	HK Bank – CSOP A50 ETF R Bull CBBC Feb 2017 D	2016/01/27	2016/01/28
62554	SGA Societe Generale Acceptance NV -HSCEI R Bear CBBC Jan16B	2016/01/27	2016/01/29
62546	SGA Societe Generale Acceptance NV -HSCEI R Bear CBBC Jan16A	2016/01/27	2016/01/29
62429	SGA Societe Generale Acceptance N.V.-HSI R Bear CBBC Jan16 F	2016/01/27	2016/01/29
65007	J P Morgan SP BV – HSI R Bear CBBC Jan 2016 I	2016/01/27	2016/01/29
62426	SGA Societe Generale Acceptance N.V.-HSI R Bear CBBC Jan16 E	2016/01/27	2016/01/29
64023	Credit Suisse AG – HSI R Bear CBBC Jan 2016 U	2016/01/27	2016/01/29
62645	J P Morgan SP BV – HSI R Bear CBBC Jan 2016 D	2016/01/27	2016/01/29
62325	SGA Societe Generale Acceptance N.V.-HSI R Bear CBBC Jan 16I	2016/01/27	2016/01/29
62586	SGA Societe Generale Acceptance N.V.-HSI R Bear CBBC Jan16 K	2016/01/27	2016/01/29
62644	J P Morgan SP BV – HSI R Bear CBBC Jan 2016 C	2016/01/27	2016/01/29

List of expired CBBC, 2016 (continued)

Code	CBBC	Last trading date	Delisted date
62316	SGA Societe Generale Acceptance N.V.-HSI R Bear CBBC Jan 16H	2016/01/27	2016/01/29
62297	SGA Societe Generale Acceptance N.V.-HSI R Bear CBBC Jan 16G	2016/01/27	2016/01/29
62257	SGA Societe Generale Acceptance NV -HSCEI R Bear CBBC Jan16F	2016/01/27	2016/01/29
60802	SGA Societe Generale Acceptance N.V.-CSA50 R Bear CBBC Jan16D	2016/01/27	2016/01/29
61690	SGA Societe Generale Acceptance NV -HSCEI R Bear CBBC Jan16E	2016/01/27	2016/01/29
60809	SGA Societe Generale Acceptance N.V. -A50 R Bear CBBC Jan16B	2016/01/27	2016/01/29
61684	SGA Societe Generale Acceptance NV -HSCEI R Bear CBBC Jan16D	2016/01/27	2016/01/29
62655	SGA Societe Generale Acceptance NV -HSCEI R Bear CBBC Jan16G	2016/01/27	2016/01/29
62660	SGA Societe Generale Acceptance N.V.-HSI R Bear CBBC Jan16 N	2016/01/27	2016/01/29
61682	SGA Societe Generale Acceptance NV -HSCEI R Bear CBBC Jan16C	2016/01/27	2016/01/29
61625	HK Bank – HSI R Bear CBBC Jan 2016 F	2016/01/27	2016/01/29
62373	SGA Societe Generale Acceptance N.V.-HSI R Bear CBBC Jan16 B	2016/01/27	2016/01/29
61978	J P Morgan SP BV – HSCEI R Bear CBBC Jan 2016 F	2016/01/27	2016/01/29
66145	Credit Suisse AG – HSI R Bear CBBC Jan 2016 S	2016/01/27	2016/01/29
62420	SGA Societe Generale Acceptance N.V.-HSI R Bear CBBC Jan16 D	2016/01/27	2016/01/29
69357	J P Morgan SP BV – HSCEI R Bear CBBC Jan 2016 A	2016/01/27	2016/01/29
66023	Credit Suisse AG – HSI R Bear CBBC Jan 2016 Q	2016/01/27	2016/01/29
66028	SGA Societe Generale Acceptance N.V.-HSI R Bear CBBC Jan16 Y	2016/01/27	2016/01/29
66029	Credit Suisse AG – HSI R Bear CBBC Jan 2016 R	2016/01/27	2016/01/29
69285	J P Morgan SP BV – HSI R Bear CBBC Jan 2016 A	2016/01/27	2016/01/29
65939	Credit Suisse AG – HSI R Bear CBBC Jan 2016 L	2016/01/27	2016/01/29
66144	Credit Suisse AG – HSI R Bear CBBC Jan 2016 O	2016/01/27	2016/01/29
65849	Credit Suisse AG – HSI R Bear CBBC Jan 2016 J	2016/01/27	2016/01/29
66158	Credit Suisse AG – HKEX R Bear CBBC Jan 2016 B	2016/01/27	2016/01/29
66200	J P Morgan SP BV – HSI R Bear CBBC Jan 2016 J	2016/01/27	2016/01/29
66241	SGA Societe Generale Acceptance N.V.-HSI R Bear CBBC Jan16 Z	2016/01/27	2016/01/29
66246	Credit Suisse AG – HSI R Bear CBBC Jan 2016 P	2016/01/27	2016/01/29
66255	Credit Suisse AG – HSI R Bear CBBC Jan 2016 X	2016/01/27	2016/01/29
66338	SGA Societe Generale Acceptance N.V.-HSI R Bear CBBC Jan16 P	2016/01/27	2016/01/29
68907	HK Bank – HSCEI R Bear CBBC Jan 2016 A	2016/01/27	2016/01/29
61346	SGA Societe Generale Acceptance N.V.-CSA50 R Bear CBBC Jan16B	2016/01/27	2016/01/29
68972	SGA Societe Generale Acceptance N.V.-HSI R Bear CBBC Jan16 O	2016/01/27	2016/01/29
65404	Credit Suisse AG – CSOP A50 ETF R Bear CBBC Jan 2016 A	2016/01/27	2016/01/29
65409	Credit Suisse AG – A50 China R Bear CBBC Jan 2016 A	2016/01/27	2016/01/29
65411	Credit Suisse AG – A50 China R Bear CBBC Jan 2016 B	2016/01/27	2016/01/29
62352	SGA Societe Generale Acceptance N.V.-HSI R Bear CBBC Jan16 A	2016/01/27	2016/01/29
65412	Credit Suisse AG – HKEX R Bear CBBC Jan 2016 A	2016/01/27	2016/01/29
65958	Credit Suisse AG – HSI R Bear CBBC Jan 2016 N	2016/01/27	2016/01/29
61356	SGA Societe Generale Acceptance N.V.-HKEX R Bear CBBC Jan16B	2016/01/27	2016/01/29
62379	SGA Societe Generale Acceptance N.V.-HSI R Bear CBBC Jan16 C	2016/01/27	2016/01/29
61285	HK Bank – HSCEI R Bear CBBC Jan 2016 C	2016/01/27	2016/01/29
61284	HK Bank – HSCEI R Bear CBBC Jan 2016 B	2016/01/27	2016/01/29
60681	J P Morgan SP BV – HSCEI R Bear CBBC Jan 2016 B	2016/01/27	2016/01/29
60143	Credit Suisse AG – HSCEI R Bear CBBC Jan 2016 A	2016/01/27	2016/01/29
65744	SGA Societe Generale Acceptance N.V.-HSI R Bear CBBC Jan16 X	2016/01/27	2016/01/29
65800	Credit Suisse AG – HSI R Bear CBBC Jan 2016 Z	2016/01/27	2016/01/29
61360	SGA Societe Generale Acceptance N.V. -A50 R Bear CBBC Jan16A	2016/01/27	2016/01/29
65996	UBS AG – HSI R Bear CBBC Jan 2016 Z	2016/01/27	2016/01/29
60320	J P Morgan SP BV – HSI R Bear CBBC Jun 2016 L	2016/01/27	2016/01/28
64509	SGA Societe Generale Acceptance N.V.-CSA50 R Bull CBBC Feb17A	2016/01/27	2016/01/28
60338	J P Morgan SP BV – HSCEI R Bull CBBC Jan 2017 D	2016/01/27	2016/01/28
60355	J P Morgan SP BV – Tencent R Bear CBBC Feb 2017 B	2016/01/27	2016/01/28
65969	UBS AG – HSI R Bear CBBC Jan 2016 D	2016/01/27	2016/01/29
61949	UBS AG – HSI R Bear CBBC Jan 2016 W	2016/01/27	2016/01/29
68963	SGA Societe Generale Acceptance N.V.-HSI R Bear CBBC Jan16 V	2016/01/27	2016/01/29
62561	BNP Paribas Arbit Issu B.V. – CAM CSI300 R Bull CBBC Sep16 B	2016/01/27	2016/01/28
61621	Credit Suisse AG – A50 China R Bull CBBC Apr 2016 A	2016/01/27	2016/01/28
60289	J P Morgan SP BV – HSI R Bear CBBC Jul 2016 K	2016/01/27	2016/01/28
63637	J P Morgan SP BV – A50 China R Bull CBBC May 2016 D	2016/01/27	2016/01/28
65971	UBS AG – HSI R Bear CBBC Jan 2016 V	2016/01/27	2016/01/29
60283	Credit Suisse AG – HSI R Bear CBBC Jun 2016 S	2016/01/27	2016/01/28
68929	J P Morgan SP BV – CAM CSI300 R Bull CBBC Aug 2016 B	2016/01/27	2016/01/28
67339	J P Morgan SP BV – CSOP A50 ETF R Bull CBBC Jan 2017 A	2016/01/27	2016/01/28
61606	Credit Suisse AG – CSOP A50 ETF R Bull CBBC Apr 2016 A	2016/01/27	2016/01/28
65986	UBS AG – HSI R Bear CBBC Jan 2016 X	2016/01/27	2016/01/29
63911	UBS AG – HSCEI R Bear CBBC Jan 2016 B	2016/01/27	2016/01/29
60357	Credit Suisse AG – TCH R Bull CBBC Jan 2016 C	2016/01/28	2016/02/01
60429	SGA Societe Generale Acceptance N.V.-HSI R Bear CBBC Apr16 A	2016/01/28	2016/01/29
60536	UBS AG – HSI R Bear CBBC May 2016 W	2016/01/28	2016/01/29
60636	J P Morgan SP BV – HSI R Bear CBBC Jun 2016 N	2016/01/28	2016/01/29
60568	UBS AG – HSI R Bear CBBC May 2016 Y	2016/01/28	2016/01/29
60527	J P Morgan SP BV – HSI R Bear CBBC Jun 2016 M	2016/01/28	2016/01/29
60567	UBS AG – HSI R Bear CBBC May 2016 X	2016/01/28	2016/01/29
60581	Credit Suisse AG – HSI R Bear CBBC Jul 2016 E	2016/01/28	2016/01/29
60645	J P Morgan SP BV – HSI R Bear CBBC Jul 2016 M	2016/01/28	2016/01/29
66252	BNP Paribas Arbit Issu B.V. – Petrochina R Bear CBBC Jan16 A	2016/01/28	2016/02/01
60651	J P Morgan SP BV – HSI R Bear CBBC Aug 2016 D	2016/01/28	2016/01/29
60574	Credit Suisse AG – HSI R Bear CBBC Jun 2016 T	2016/01/28	2016/01/29
60600	BNP Paribas Arbit Issu B.V. – HSI R Bear CBBC Jun 2016 L	2016/01/28	2016/01/29
60604	BNP Paribas Arbit Issu B.V. – HSI R Bear CBBC Jun 2016 M	2016/01/28	2016/01/29
60611	BNP Paribas Arbit Issu B.V. – HSI R Bear CBBC May 2016 D	2016/01/28	2016/01/29
60431	SGA Societe Generale Acceptance N.V.-HSI R Bear CBBC Apr16 B	2016/01/28	2016/01/29
60575	Credit Suisse AG – HSI R Bear CBBC Jun 2016 U	2016/01/28	2016/01/29
60803	Credit Suisse AG – HSI R Bear CBBC Jun 2016 V	2016/01/29	2016/02/01
60794	Credit Suisse AG – HSI R Bear CBBC May 2016 Z	2016/01/29	2016/02/01
69631	J P Morgan SP BV – HSI R Bear CBBC Jul 2016 F	2016/01/29	2016/02/01
66270	HK Bank – HKEX R Bear CBBC Feb 2016 D	2016/01/29	2016/02/02

List of expired CBBC, 2016 (continued)

Code	CBBC	Last trading date	Delisted date
66699	HK Bank – CNOOC R Bear CBBC Feb 2016 C	2016/01/29	2016/02/02
67738	HK Bank – Sands China R Bear CBBC Dec 2016 D	2016/01/29	2016/02/01
60839	UBS AG – HSI R Bear CBBC Jun 2016 A	2016/01/29	2016/02/01
69606	BNP Paribas Arbit Issu B.V. – HSI R Bear CBBC May 2016 Z	2016/01/29	2016/02/01
60843	UBS AG – HSI R Bear CBBC Jun 2016 B	2016/01/29	2016/02/01
69172	SGA Societe Generale Acceptance N.V.-HSI R Bear CBBC Jul16 G	2016/01/29	2016/02/01
60792	SGA Societe Generale Acceptance N.V.-HSI R Bear CBBC May16 H	2016/01/29	2016/02/01
60004	HK Bank – HSI R Bear CBBC Aug 2016 Q	2016/01/29	2016/02/01
61580	Credit Suisse AG – CAM CSI300 R Bull CBBC Jun 2016 D	2016/01/29	2016/02/01
60022	SGA Societe Generale Acceptance N.V.-HSI R Bear CBBC Jul16 J	2016/01/29	2016/02/01
60024	SGA Societe Generale Acceptance N.V.-HSI R Bear CBBC Jul16 K	2016/01/29	2016/02/01
69171	BNP Paribas Arbit Issu B.V. – HSI R Bear CBBC May 2016 Y	2016/01/29	2016/02/01
60038	Credit Suisse AG – HSI R Bear CBBC Jul 2016 C	2016/01/29	2016/02/01
60047	J P Morgan SP BV – HSI R Bear CBBC Jul 2016 H	2016/01/29	2016/02/01
60053	J P Morgan SP BV – HSI R Bear CBBC Jul 2016 I	2016/01/29	2016/02/01
60614	BNP Paribas Arbit Issu B.V. – HSCEI R Bear CBBC May 2016 H	2016/01/29	2016/02/01
69790	UBS AG – HSI R Bear CBBC May 2016 Q	2016/01/29	2016/02/01
69186	Credit Suisse AG – HSI R Bear CBBC May 2016 T	2016/01/29	2016/02/01
60379	HK Bank – Galaxy Ent R Bear CBBC Feb 2016 A	2016/01/29	2016/02/02
60656	Macquarie Bank Ltd. – HSI R Bear CBBC Aug 2016 B	2016/01/29	2016/02/01
69315	Credit Suisse AG – HSI R Bear CBBC Jun 2016 Q	2016/01/29	2016/02/01
69210	J P Morgan SP BV – HSI R Bear CBBC May 2016 A	2016/01/29	2016/02/01
69347	SGA Societe Generale Acceptance N.V.-HSI R Bear CBBC Jun16 R	2016/01/29	2016/02/01
69209	UBS AG – HSI R Bear CBBC May 2016 O	2016/01/29	2016/02/01
60704	HK Bank – TCH R Bear CBBC Nov 2016 C	2016/01/29	2016/02/01
60366	HK Bank – CC Bank R Bear CBBC Feb 2016 B	2016/01/29	2016/02/02
69370	UBS AG – HSI R Bear CBBC Apr 2016 B	2016/01/29	2016/02/01
60705	HK Bank – HSI R Bear CBBC Sep 2016 N	2016/01/29	2016/02/01
69531	J P Morgan SP BV – HSI R Bear CBBC Jun 2016 H	2016/01/29	2016/02/01
60039	Credit Suisse AG – HSI R Bear CBBC May 2016 W	2016/01/29	2016/02/01
60790	SGA Societe Generale Acceptance N.V.-HSI R Bear CBBC May16 G	2016/01/29	2016/02/01
62095	HK Bank – TCH R Bear CBBC Feb 2016 D	2016/01/29	2016/02/02
60766	HK Bank – CNOOC R Bear CBBC Jul 2017 A	2016/01/29	2016/02/01
60767	SGA Societe Generale Acceptance N.V.-HSI R Bear CBBC May16 B	2016/01/29	2016/02/01
60769	SGA Societe Generale Acceptance N.V.-HSI R Bear CBBC Jul16 N	2016/01/29	2016/02/01
69418	BNP Paribas Arbit Issu B.V. – HSI R Bear CBBC Jun 2016 H	2016/01/29	2016/02/01
60770	SGA Societe Generale Acceptance N.V.-HSI R Bear CBBC May16 E	2016/01/29	2016/02/01
60782	J P Morgan SP BV – HSI R Bear CBBC Jun 2016 O	2016/01/29	2016/02/01
60783	J P Morgan SP BV – HSI R Bear CBBC Jul 2016 N	2016/01/29	2016/02/01
60652	J P Morgan SP BV – HSCEI R Bear CBBC May 2016 D	2016/01/29	2016/02/01
69528	J P Morgan SP BV – HSI R Bear CBBC May 2016 B	2016/01/29	2016/02/01
69563	HK Bank – HSI R Bear CBBC Sep 2016 M	2016/01/29	2016/02/01
66212	HK Bank – CAM CSI300 R Bull CBBC Dec 2016 B	2016/01/29	2016/02/01
60436	SGA Societe Generale Acceptance N.V.-HSI R Bear CBBC Apr16 C	2016/01/29	2016/02/01
60315	Macquarie Bank Ltd. – HSI R Bear CBBC Jul 2016 O	2016/01/29	2016/02/01
60099	UBS AG – HSI R Bear CBBC Apr 2016 D	2016/01/29	2016/02/01
60312	Macquarie Bank Ltd. – HSI R Bear CBBC Sep 2016 A	2016/01/29	2016/02/01
60508	Credit Suisse AG – HSI R Bear CBBC May 2016 Y	2016/01/29	2016/02/01
60894	J P Morgan SP BV – HKEX R Bull CBBC Jan 2017 B	2016/01/29	2016/02/01
60447	SGA Societe Generale Acceptance N.V.-HSI R Bear CBBC Apr16 R	2016/01/29	2016/02/01
60324	J P Morgan SP BV – HSI R Bear CBBC Jul 2016 L	2016/01/29	2016/02/01
60290	J P Morgan SP BV – HSI R Bear CBBC Aug 2016 C	2016/01/29	2016/02/01
60101	UBS AG – HSI R Bear CBBC May 2016 R	2016/01/29	2016/02/01
60893	J P Morgan SP BV – HSI R Bear CBBC Jun 2016 P	2016/01/29	2016/02/01
60256	UBS AG – HSI R Bear CBBC May 2016 V	2016/01/29	2016/02/01
60277	Credit Suisse AG – HSI R Bear CBBC Jun 2016 R	2016/01/29	2016/02/01
62866	HK Bank – HKEX R Bear CBBC Feb 2016 E	2016/01/29	2016/02/02
60190	HK Bank – HSCEI R Bear CBBC Aug 2016 K	2016/01/29	2016/02/01
66780	BNP Paribas Arbit Issu B.V. -CSOP A50 ETF R Bull CBBC Sep16A	2016/02/01	2016/02/02
68637	SGA Societe Generale Acceptance N.V.-HSI R Bear CBBC Apr16 Y	2016/02/01	2016/02/02
68577	Credit Suisse AG – HSI R Bear CBBC Jun 2016 N	2016/02/01	2016/02/02
69628	Macquarie Bank Ltd. – HSI R Bear CBBC Jul 2016 M	2016/02/01	2016/02/02
61024	UBS AG – HSI R Bear CBBC Jun 2016 C	2016/02/01	2016/02/02
61013	SGA Societe Generale Acceptance N.V.-HSI R Bear CBBC May16 U	2016/02/01	2016/02/02
60916	J P Morgan SP BV – China Life R Bull CBBC Mar 2017 A	2016/02/01	2016/02/02
68665	J P Morgan SP BV – HSI R Bear CBBC May 2016 Z	2016/02/01	2016/02/02
60958	BNP Paribas Arbit Issu B.V. – HSI R Bear CBBC Jun 2016 N	2016/02/01	2016/02/02
62894	UBS AG – CSOP A50 ETF R Bull CBBC Apr 2016 C	2016/02/01	2016/02/02
60968	J P Morgan SP BV – HSI R Bear CBBC Jun 2016 Q	2016/02/01	2016/02/02
60974	J P Morgan SP BV – HSI R Bear CBBC Jun 2016 R	2016/02/01	2016/02/02
61022	UBS AG – HSI R Bear CBBC May 2016 Z	2016/02/01	2016/02/02
61049	Credit Suisse AG – HSI R Bear CBBC May 2016 V	2016/02/01	2016/02/02
61054	Credit Suisse AG – HSI R Bear CBBC Jul 2016 F	2016/02/01	2016/02/02
61025	UBS AG – HSI R Bear CBBC Jun 2016 D	2016/02/01	2016/02/02
61009	SGA Societe Generale Acceptance N.V.-HSI R Bear CBBC May16 O	2016/02/01	2016/02/02
61059	Credit Suisse AG – HSI R Bull CBBC Dec 2016 R	2016/02/02	2016/02/03
61183	BNP Paribas Arbit Issu B.V. – HSI R Bear CBBC May 2016 H	2016/02/02	2016/02/03
61229	J P Morgan SP BV – HSI R Bear CBBC Jun 2016 S	2016/02/02	2016/02/03
61199	Credit Suisse AG – HSI R Bear CBBC Jun 2016 W	2016/02/02	2016/02/03
61073	J P Morgan SP BV – HSI R Bull CBBC Feb 2017 K	2016/02/02	2016/02/03
61201	Credit Suisse AG – HSI R Bear CBBC Jun 2016 X	2016/02/02	2016/02/03
61165	SGA Societe Generale Acceptance N.V.-HSI R Bear CBBC May16 Z	2016/02/02	2016/02/03
61192	Goldman Sachs SP (Asia) – HSI R Bear CBBC May 2016 B	2016/02/02	2016/02/03
61194	Goldman Sachs SP (Asia) – HSI R Bear CBBC May 2016 C	2016/02/02	2016/02/03
68359	HK Bank – China Life R Bull CBBC Oct 2016 D	2016/02/02	2016/02/03
61031	UBS AG – HSI R Bull CBBC Nov 2016 K	2016/02/03	2016/02/04
60199	SGA Societe Generale Acceptance N.V.-HSI R Bull CBBC Oct16 O	2016/02/03	2016/02/04

List of expired CBBC, 2016 (continued)

Code	CBBC	Last trading date	Delisted date
60990	SGA Societe Generale Acceptance N.V.-HSI R Bull CBBC Nov16 V	2016/02/03	2016/02/04
61197	Credit Suisse AG – HSI R Bull CBBC Oct 2016 W	2016/02/03	2016/02/04
64072	UBS AG – Ping An R Bull CBBC Nov 2016 C	2016/02/03	2016/02/04
61042	UBS AG – HSI R Bull CBBC Dec 2016 D	2016/02/03	2016/02/04
61173	UBS AG – HSI R Bull CBBC Nov 2016 L	2016/02/03	2016/02/04
61084	HK Bank – CC Bank R Bull CBBC Dec 2016 B	2016/02/03	2016/02/04
61016	Macquarie Bank Ltd. – HSI R Bull CBBC Aug 2016 A	2016/02/03	2016/02/04
61163	SGA Societe Generale Acceptance N.V.-HSI R Bull CBBC Nov16 Y	2016/02/03	2016/02/04
60189	J P Morgan SP BV – HSI R Bull CBBC Jan 2017 L	2016/02/03	2016/02/04
61170	UBS AG – HSI R Bull CBBC Jan 2017 V	2016/02/03	2016/02/04
61060	Credit Suisse AG – HSI R Bull CBBC Nov 2016 K	2016/02/03	2016/02/04
62360	SGA Societe Generale Acceptance NV -HSCEI R Bull CBBC Jun16B	2016/02/03	2016/02/04
61136	HK Bank – AIA R Bull CBBC Dec 2016 A	2016/02/03	2016/02/04
61146	HK Bank – HKEX R Bull CBBC Nov 2016 G	2016/02/03	2016/02/04
60999	SGA Societe Generale Acceptance N.V.-HSI R Bull CBBC Dec16 U	2016/02/03	2016/02/04
61162	SGA Societe Generale Acceptance N.V.-HSI R Bull CBBC Dec16 V	2016/02/03	2016/02/04
60847	UBS AG – HSI R Bull CBBC Feb 2017 T	2016/02/03	2016/02/04
61048	BNP Paribas Arbit Issu B.V. – HSI R Bull CBBC Nov 2016 C	2016/02/03	2016/02/04
63389	HK Bank – ICBC R Bull CBBC Sep 2016 B	2016/02/03	2016/02/04
60539	HK Bank – HSCEI R Bull CBBC Oct 2016 E	2016/02/03	2016/02/04
60518	HK Bank – Ping An R Bull CBBC Nov 2016 G	2016/02/03	2016/02/04
68804	HK Bank – Ping An R Bull CBBC Nov 2016 O	2016/02/03	2016/02/04
61153	BNP Paribas Arbit Issu B.V. – HSI R Bull CBBC Dec 2016 E	2016/02/03	2016/02/04
61007	SGA Societe Generale Acceptance N.V.-HSI R Bull CBBC Oct16 S	2016/02/03	2016/02/04
60998	SGA Societe Generale Acceptance N.V.-HSI R Bull CBBC Nov16 W	2016/02/03	2016/02/04
60530	J P Morgan SP BV – HSI R Bull CBBC Jan 2017 O	2016/02/03	2016/02/04
61134	HK Bank – HSI R Bull CBBC Sep 2016 C	2016/02/03	2016/02/04
61349	J P Morgan SP BV – CSOP A50 ETF R Bull CBBC Jan 2017 B	2016/02/03	2016/02/04
60134	Bank of East Asia – CM Bank R Bull CBBC Feb 2017 A	2016/02/03	2016/02/04
61211	J P Morgan SP BV – HSI R Bull CBBC Mar 2017 J	2016/02/03	2016/02/04
61311	BNP Paribas Arbit Issu B.V. – HSI R Bull CBBC Dec 2016 L	2016/02/03	2016/02/04
60511	Credit Suisse AG – HSI R Bull CBBC Oct 2016 V	2016/02/03	2016/02/04
60093	J P Morgan SP BV – AIA R Bull CBBC Jan 2017 A	2016/02/03	2016/02/04
60859	J P Morgan SP BV – HSI R Bull CBBC Feb 2017 J	2016/02/03	2016/02/04
66720	BNP Paribas Arbit Issu B.V. – HSCEI R Bull CBBC Dec 2016 K	2016/02/03	2016/02/04
61074	Goldman Sachs SP (Asia) – HSI R Bull CBBC Sep 2016 A	2016/02/03	2016/02/04
61350	J P Morgan SP BV – HSI R Bull CBBC Dec 2016 D	2016/02/03	2016/02/04
61295	UBS AG – HSI R Bear CBBC May 2016 S	2016/02/03	2016/02/04
61293	Credit Suisse AG – HSI R Bull CBBC Nov 2016 V	2016/02/03	2016/02/04
61282	Credit Suisse AG – HSI R Bear CBBC Jul 2016 G	2016/02/03	2016/02/04
66695	UBS AG – HSCEI R Bull CBBC Sep 2016 F	2016/02/03	2016/02/04
60542	UBS AG – HSI R Bull CBBC Dec 2016 F	2016/02/03	2016/02/04
61276	SGA Societe Generale Acceptance N.V.-HSI R Bull CBBC Dec16 W	2016/02/03	2016/02/04
64795	HK Bank – AIA R Bull CBBC Nov 2016 C	2016/02/03	2016/02/04
61273	BNP Paribas Arbit Issu B.V. – HSI R Bear CBBC Jun 2016 O	2016/02/03	2016/02/04
61303	UBS AG – HSI R Bull CBBC Feb 2017 V	2016/02/03	2016/02/04
61089	J P Morgan SP BV – HSI R Bull CBBC Mar 2017 I	2016/02/03	2016/02/04
61130	HK Bank – HSI R Bull CBBC Nov 2016 R	2016/02/03	2016/02/04
61111	J P Morgan SP BV – HSBC R Bull CBBC Jun 2017 A	2016/02/03	2016/02/04
60451	BNP Paribas Arbit Issu B.V. – HSI R Bull CBBC Nov 2016 F	2016/02/03	2016/02/04
68599	HK Bank – AIA R Bull CBBC Oct 2016 A	2016/02/03	2016/02/04
61097	J P Morgan SP BV – HSI R Bull CBBC Apr 2017 I	2016/02/03	2016/02/04
60957	BNP Paribas Arbit Issu B.V. – HSI R Bull CBBC Dec 2016 W	2016/02/03	2016/02/04
60928	HK Bank – HSI R Bull CBBC Oct 2016 V	2016/02/03	2016/02/04
60491	SGA Societe Generale Acceptance N.V.-HSI R Bull CBBC Nov16 U	2016/02/03	2016/02/04
60925	HK Bank – PetCh R Bull CBBC Dec 2016 H	2016/02/03	2016/02/04
61340	J P Morgan SP BV – AIA R Bull CBBC Mar 2017 A	2016/02/03	2016/02/04
61066	Credit Suisse AG – HSI R Bull CBBC Dec 2016 S	2016/02/03	2016/02/04
60846	UBS AG – HSI R Bull CBBC Dec 2016 X	2016/02/03	2016/02/04
67137	J P Morgan SP BV – HSCEI R Bull CBBC Dec 2016 H	2016/02/03	2016/02/04
61208	J P Morgan SP BV – HSI R Bull CBBC Dec 2016 N	2016/02/03	2016/02/04
69219	HK Bank – AIA R Bull CBBC Oct 2016 E	2016/02/03	2016/02/04
66959	Credit Suisse AG – HSCEI R Bull CBBC Nov 2016 C	2016/02/03	2016/02/04
60831	Credit Suisse AG – HSI R Bull CBBC Dec 2016 P	2016/02/03	2016/02/04
63679	J P Morgan SP BV – Ping An R Bull CBBC Nov 2016 A	2016/02/03	2016/02/04
60918	HK Bank – HSCEI R Bull CBBC Dec 2016 I	2016/02/03	2016/02/04
60829	Credit Suisse AG – HSI R Bull CBBC Dec 2016 O	2016/02/03	2016/02/04
63174	Credit Suisse AG – HS H-SH ETF R Bull CBBC May 2016 A	2016/02/03	2016/02/04
61333	J P Morgan SP BV – HSI R Bear CBBC Jun 2016 T	2016/02/04	2016/02/05
61299	UBS AG – HSI R Bear CBBC May 2016 T	2016/02/04	2016/02/05
61300	UBS AG – HSI R Bear CBBC Jun 2016 E	2016/02/04	2016/02/05
61278	SGA Societe Generale Acceptance N.V.-HSI R Bear CBBC Jun16 S	2016/02/04	2016/02/05
61364	Credit Suisse AG – HSI R Bear CBBC Jun 2016 Y	2016/02/04	2016/02/05
61275	BNP Paribas Arbit Issu B.V. – HSI R Bear CBBC Jun 2016 P	2016/02/04	2016/02/05
61366	J P Morgan SP BV – HSI R Bear CBBC Aug 2016 F	2016/02/04	2016/02/05
61283	Credit Suisse AG – HSI R Bear CBBC Jul 2016 H	2016/02/04	2016/02/05
61483	BNP Paribas Arbit Issu B.V. – HSI R Bull CBBC Dec 2016 B	2016/02/05	2016/02/11
61516	Credit Suisse AG – HSI R Bull CBBC Oct 2016 T	2016/02/05	2016/02/11
61562	UBS AG – HSI R Bull CBBC Nov 2016 M	2016/02/05	2016/02/11
61467	SGA Societe Generale Acceptance N.V.-HSI R Bull CBBC Oct16 B	2016/02/05	2016/02/11
61558	UBS AG – HSI R Bull CBBC Feb 2017 W	2016/02/05	2016/02/11
61554	UBS AG – HSI R Bull CBBC Dec 2016 H	2016/02/05	2016/02/11
61545	UBS AG – HSBC R Bull CBBC Nov 2017 B	2016/02/05	2016/02/11
61574	J P Morgan SP BV – HSI R Bull CBBC Dec 2016 G	2016/02/05	2016/02/11
61534	Credit Suisse AG – HSI R Bull CBBC Oct 2016 X	2016/02/05	2016/02/11
61563	BNP Paribas Arbit Issu B.V. – HSI R Bull CBBC Dec 2016 M	2016/02/05	2016/02/11
61515	Credit Suisse AG – HSI R Bull CBBC Oct 2016 M	2016/02/05	2016/02/11

List of expired CBBC, 2016 (continued)

Code	CBBC	Last trading date	Delisted date
61493	Credit Suisse AG – HSI R Bear CBBC May 2016 T	2016/02/05	2016/02/11
61489	BNP Paribas Arbit Issu B.V. – HSI R Bull CBBC Nov 2016 Y	2016/02/05	2016/02/11
61455	SGA Societe Generale Acceptance N.V.-HSI R Bear CBBC Jul16 O	2016/02/05	2016/02/11
61456	J P Morgan SP BV – HSI R Bear CBBC Jun 2016 U	2016/02/05	2016/02/11
61461	SGA Societe Generale Acceptance N.V.-HSI R Bull CBBC Dec16 X	2016/02/05	2016/02/11
61538	UBS AG – HSI R Bear CBBC May 2016 U	2016/02/05	2016/02/11
61630	J P Morgan SP BV – Ping An R Bull CBBC Dec 2016 C	2016/02/05	2016/02/11
61575	J P Morgan SP BV – HSI R Bull CBBC Jan 2017 P	2016/02/05	2016/02/11
61416	Goldman Sachs SP (Asia) – HSI R Bull CBBC Sep 2016 P	2016/02/11	2016/02/12
61365	Credit Suisse AG – HSI R Bull CBBC Oct 2016 L	2016/02/11	2016/02/12
69647	J P Morgan SP BV – HSI R Bull CBBC Mar 2017 F	2016/02/11	2016/02/12
60449	BNP Paribas Arbit Issu B.V. – HSI R Bull CBBC Dec 2016 C	2016/02/11	2016/02/12
60365	J P Morgan SP BV – China Life R Bull CBBC Feb 2017 A	2016/02/11	2016/02/12
61377	UBS AG – HSI R Bull CBBC Jan 2017 X	2016/02/11	2016/02/12
61380	J P Morgan SP BV – HSI R Bull CBBC Feb 2017 L	2016/02/11	2016/02/12
60490	SGA Societe Generale Acceptance N.V.-HSI R Bull CBBC Nov16 T	2016/02/11	2016/02/12
61452	SGA Societe Generale Acceptance N.V.-HSI R Bull CBBC Oct16 T	2016/02/11	2016/02/12
61140	HK Bank – Sinopec Corp R Bull CBBC Nov 2016 F	2016/02/11	2016/02/12
60327	J P Morgan SP BV – HSI R Bull CBBC Feb 2017 I	2016/02/11	2016/02/12
67329	J P Morgan SP BV – HSBC R Bull CBBC Dec 2016 A	2016/02/11	2016/02/12
61707	Goldman Sachs SP (Asia) – HSI R Bull CBBC Sep 2016 S	2016/02/11	2016/02/12
61156	SGA Societe Generale Acceptance N.V.-HSI R Bull CBBC Nov16 X	2016/02/11	2016/02/12
60832	Credit Suisse AG – HSI R Bull CBBC Dec 2016 Q	2016/02/11	2016/02/12
61198	Credit Suisse AG – HSI R Bull CBBC Oct 2016 B	2016/02/11	2016/02/12
60865	J P Morgan SP BV – HSI R Bull CBBC Apr 2017 H	2016/02/11	2016/02/12
60088	J P Morgan SP BV – Tencent R Bull CBBC Feb 2017 B	2016/02/11	2016/02/12
61216	J P Morgan SP BV – HSI R Bull CBBC Mar 2017 K	2016/02/11	2016/02/12
61221	J P Morgan SP BV – HSI R Bull CBBC Jun 2017 E	2016/02/11	2016/02/12
60849	UBS AG – HSI R Bull CBBC Jan 2017 U	2016/02/11	2016/02/12
60531	J P Morgan SP BV – HSI R Bull CBBC Apr 2017 F	2016/02/11	2016/02/12
60450	BNP Paribas Arbit Issu B.V. – HSI R Bull CBBC Nov 2016 H	2016/02/11	2016/02/12
61482	Macquarie Bank Ltd. – HSI R Bull CBBC Nov 2016 B	2016/02/11	2016/02/12
61106	J P Morgan SP BV – Tencent R Bull CBBC Feb 2017 C	2016/02/11	2016/02/12
60113	HK Bank – TCH R Bull CBBC Dec 2016 C	2016/02/11	2016/02/12
61077	Goldman Sachs SP (Asia) – HSI R Bull CBBC Sep 2016 D	2016/02/11	2016/02/12
60509	Credit Suisse AG – HSI R Bull CBBC Oct 2016 U	2016/02/11	2016/02/12
61375	BNP Paribas Arbit Issu B.V. – HSI R Bull CBBC Nov 2016 X	2016/02/11	2016/02/12
61376	UBS AG – HSI R Bull CBBC Jan 2017 W	2016/02/11	2016/02/12
60132	Bank of East Asia – China Life R Bull CBBC Feb 2017 A	2016/02/11	2016/02/12
60544	UBS AG – HSI R Bull CBBC Jan 2017 T	2016/02/11	2016/02/12
69202	UBS AG – HSI R Bull CBBC Mar 2017 B	2016/02/11	2016/02/12
69239	SGA Societe Generale Acceptance N.V.-HSI R Bull CBBC Dec16 J	2016/02/11	2016/02/12
69238	SGA Societe Generale Acceptance N.V.-HSI R Bull CBBC Dec16 I	2016/02/11	2016/02/12
61677	UBS AG – HSI R Bull CBBC Jan 2017 Y	2016/02/11	2016/02/12
61594	J P Morgan SP BV – HSI R Bull CBBC Apr 2017 K	2016/02/11	2016/02/12
68811	HK Bank – Ping An R Bull CBBC Jan 2017 B	2016/02/11	2016/02/12
61616	J P Morgan SP BV – HKEX R Bull CBBC Jan 2017 C	2016/02/11	2016/02/12
61681	Credit Suisse AG – HSI R Bull CBBC Nov 2016 X	2016/02/11	2016/02/12
61673	UBS AG – HSI R Bull CBBC Jun 2017 D	2016/02/11	2016/02/12
68396	HK Bank – HSCEI R Bull CBBC Oct 2016 N	2016/02/11	2016/02/12
61666	J P Morgan SP BV – HSI R Bull CBBC Mar 2017 L	2016/02/11	2016/02/12
61661	SGA Societe Generale Acceptance N.V.-HSI R Bull CBBC Nov16 Z	2016/02/11	2016/02/12
61631	J P Morgan SP BV – Tencent R Bull CBBC Jan 2017 B	2016/02/11	2016/02/12
61046	UBS AG – HSI R Bull CBBC Feb 2017 U	2016/02/11	2016/02/12
61658	HK Bank – HSI R Bull CBBC Oct 2016 W	2016/02/11	2016/02/12
68939	J P Morgan SP BV – HSCEI R Bull CBBC Apr 2017 A	2016/02/11	2016/02/12
64681	UBS AG – HSBC R Bull CBBC Apr 2016 A	2016/02/11	2016/02/12
61627	J P Morgan SP BV – A50 China R Bull CBBC Jan 2017 C	2016/02/11	2016/02/12
69514	J P Morgan SP BV – HSI R Bull CBBC Mar 2017 E	2016/02/11	2016/02/12
61705	Goldman Sachs SP (Asia) – HSI R Bull CBBC Sep 2016 R	2016/02/11	2016/02/12
67426	HK Bank – HS H-SH ETF R Bull CBBC Feb 2017 D	2016/02/11	2016/02/12
67511	Bank of East Asia – Ping An R Bull CBBC Jan 2017 A	2016/02/11	2016/02/12
61699	Goldman Sachs SP (Asia) – HSI R Bull CBBC Sep 2016 Q	2016/02/11	2016/02/12
60545	UBS AG – HSI R Bull CBBC Dec 2016 I	2016/02/11	2016/02/12
69449	J P Morgan SP BV – Ping An R Bull CBBC Dec 2016 B	2016/02/11	2016/02/12
61476	Macquarie Bank Ltd. – HSI R Bull CBBC Aug 2016 B	2016/02/11	2016/02/12
61678	UBS AG – HSI R Bull CBBC Feb 2017 X	2016/02/11	2016/02/12
60786	SGA Societe Generale Acceptance N.V.-HSI R Bull CBBC Oct16 P	2016/02/11	2016/02/12
61680	Credit Suisse AG – HSI R Bull CBBC Nov 2016 Y	2016/02/11	2016/02/12
60785	Macquarie Bank Ltd. – HSI R Bull CBBC Sep 2016 A	2016/02/11	2016/02/12
69413	Goldman Sachs SP (Asia) – HSI R Bull CBBC Sep 2016 U	2016/02/11	2016/02/12
61546	UBS AG – TCH R Bull CBBC Aug 2016 C	2016/02/11	2016/02/12
61553	UBS AG – HSCEI R Bull CBBC Dec 2016 B	2016/02/11	2016/02/12
61567	BNP Paribas Arbit Issu B.V. – TCH R Bull CBBC Sep 2016 E	2016/02/11	2016/02/12
68360	HK Bank – China Life R Bull CBBC Nov 2016 C	2016/02/11	2016/02/12
61072	Credit Suisse AG – HSI R Bull CBBC Nov 2016 U	2016/02/11	2016/02/12
61632	HK Bank – China Mobile R Bull CBBC Nov 2016 F	2016/02/11	2016/02/12
67628	SGA Societe Generale Acceptance N.V.-HSI R Bull CBBC Sep16 I	2016/02/11	2016/02/12
60823	BNP Paribas Arbit Issu B.V. – Ping An R Bull CBBC Mar 2016 A	2016/02/11	2016/02/12
60161	HK Bank – CSOP A50 ETF R Bull CBBC Aug 2016 C	2016/02/11	2016/02/12
60855	UBS AG – HSI R Bull CBBC Dec 2016 Y	2016/02/11	2016/02/12
65439	HK Bank – ABC R Bull CBBC Nov 2016 B	2016/02/11	2016/02/12
61975	J P Morgan SP BV – HSI R Bull CBBC Jan 2017 A	2016/02/11	2016/02/12
65997	UBS AG – HSI R Bull CBBC Feb 2017 D	2016/02/11	2016/02/12
62707	Credit Suisse AG – HSI R Bull CBBC Oct 2016 H	2016/02/11	2016/02/12
63140	BNP Paribas Arbit Issu B.V. – HSCEI R Bull CBBC Nov 2016 D	2016/02/11	2016/02/12
60963	Macquarie Bank Ltd. – HSI R Bull CBBC Mar 2016 G	2016/02/11	2016/02/12

List of expired CBBC, 2016 (continued)

Code	CBBC	Last trading date	Delisted date
60735	SGA Societe Generale Acceptance N.V.-HSI R Bull CBBC Sep16 R	2016/02/11	2016/02/12
62218	BNP Paribas Arbit Issu B.V. - HSI R Bull CBBC Nov 2016 W	2016/02/11	2016/02/12
60028	Bank of East Asia - CSOP A50 ETF R Bull CBBC Oct 2016 A	2016/02/11	2016/02/12
68909	Bank of East Asia - HS H-SH ETF R Bull CBBC Dec 2016 A	2016/02/11	2016/02/12
65571	HK Bank - CM Bank R Bull CBBC Dec 2016 C	2016/02/11	2016/02/12
65430	UBS AG - HSI R Bull CBBC Sep 2016 A	2016/02/11	2016/02/12
63340	HK Bank - HSI R Bull CBBC Sep 2016 K	2016/02/11	2016/02/12
60868	J P Morgan SP BV - HSI R Bull CBBC May 2017 E	2016/02/12	2016/02/15
64813	HK Bank - CC Bank R Bull CBBC Dec 2016 D	2016/02/12	2016/02/15
64567	HK Bank - BOCL R Bull CBBC Dec 2016 D	2016/02/12	2016/02/15
61514	HK Bank - Ping An R Bull CBBC Dec 2016 D	2016/02/12	2016/02/15
67502	Bank of East Asia - HSBC Holdings R Bull CBBC Jan 2017 A	2016/02/12	2016/02/15
67510	Bank of East Asia - CC Bank R Bull CBBC Jan 2017 A	2016/02/12	2016/02/15
69059	HK Bank - CC Bank R Bear CBBC Feb 2016 C	2016/02/12	2016/02/16
60684	BNP Paribas Arbit Issu B.V. - HSI R Bull CBBC Nov 2016 U	2016/02/12	2016/02/15
62905	UBS AG - CAM CSI300 R Bull CBBC Aug 2016 B	2016/02/12	2016/02/15
61739	Credit Suisse AG - HSI R Bull CBBC Dec 2016 T	2016/02/12	2016/02/15
68108	BNP Paribas Arbit Issu B.V. - HSI R Bull CBBC Nov 2016 M	2016/02/12	2016/02/15
61781	J P Morgan SP BV - HSI R Bull CBBC Mar 2017 M	2016/02/12	2016/02/15
61780	Goldman Sachs SP (Asia) - HSI R Bull CBBC Dec 2016 C	2016/02/12	2016/02/15
61779	Goldman Sachs SP (Asia) - HSI R Bull CBBC Dec 2016 B	2016/02/12	2016/02/15
61778	Goldman Sachs SP (Asia) - HSI R Bull CBBC Dec 2016 A	2016/02/12	2016/02/15
67291	J P Morgan SP BV - Tencent R Bull CBBC Dec 2016 A	2016/02/12	2016/02/15
61768	UBS AG - HSI R Bull CBBC Apr 2017 C	2016/02/12	2016/02/15
61078	Goldman Sachs SP (Asia) - HSI R Bull CBBC Sep 2016 B	2016/02/12	2016/02/15
61740	Credit Suisse AG - HSI R Bull CBBC Dec 2016 U	2016/02/12	2016/02/15
60922	HK Bank - HKEX R Bull CBBC Dec 2016 C	2016/02/12	2016/02/15
61708	SGA Societe Generale Acceptance N.V.-HSI R Bull CBBC Dec16 Y	2016/02/12	2016/02/15
61698	J P Morgan SP BV - COVS R Bull CBBC Jan 2017 A	2016/02/12	2016/02/15
61655	HK Bank - Great Wall Motor R Bull CBBC Dec 2016 A	2016/02/12	2016/02/15
61419	Goldman Sachs SP (Asia) - HSI R Bull CBBC Sep 2016 E	2016/02/12	2016/02/15
61386	J P Morgan SP BV - ABC R Bull CBBC Sep 2017 A	2016/02/12	2016/02/15
63492	J P Morgan SP BV - HSCEI R Bull CBBC Mar 2017 A	2016/02/12	2016/02/15
61150	HK Bank - CITIC Sec R Bull CBBC Dec 2016 A	2016/02/12	2016/02/15
61763	UBS AG - HSI R Bull CBBC Mar 2017 J	2016/02/12	2016/02/15
69237	SGA Societe Generale Acceptance N.V.-HSI R Bull CBBC Dec16 H	2016/02/12	2016/02/15
60309	Macquarie Bank Ltd. - HSI R Bull CBBC Nov 2016 A	2016/02/12	2016/02/15
67044	UBS AG - HSCEI R Bull CBBC Nov 2016 A	2016/02/12	2016/02/15
63191	HK Bank - TCH R Bear CBBC Feb 2016 E	2016/02/12	2016/02/16
65014	HK Bank - TCH R Bull CBBC Nov 2016 E	2016/02/12	2016/02/15
60037	Credit Suisse AG - HSI R Bull CBBC Oct 2016 D	2016/02/12	2016/02/15
65046	HK Bank - CKH R Bull CBBC Nov 2016 B	2016/02/12	2016/02/15
68901	Bank of East Asia - HSBC Holdings R Bull CBBC Dec 2016 A	2016/02/12	2016/02/15
66490	HK Bank - Ping An R Bull CBBC Dec 2016 B	2016/02/12	2016/02/15
61711	Credit Suisse AG - HSI R Bull CBBC Nov 2016 D	2016/02/12	2016/02/15
69014	J P Morgan SP BV - HSI R Bull CBBC Jul 2017 B	2016/02/12	2016/02/15
68722	J P Morgan SP BV - HSBC R Bull CBBC Apr 2017 A	2016/02/12	2016/02/15
68561	UBS AG - HSI R Bull CBBC Jan 2017 G	2016/02/12	2016/02/15
62738	HK Bank - Sinopec Corp R Bear CBBC Feb 2016 B	2016/02/12	2016/02/16
68295	J P Morgan SP BV - HSI R Bull CBBC Feb 2017 G	2016/02/12	2016/02/15
68277	J P Morgan SP BV - AIA R Bull CBBC Feb 2017 A	2016/02/12	2016/02/15
69515	J P Morgan SP BV - HSI R Bull CBBC Apr 2017 C	2016/02/12	2016/02/15
63312	UBS AG - HSI R Bull CBBC Oct 2016 I	2016/02/12	2016/02/15
67598	SGA Societe Generale Acceptance N.V.-HSI R Bull CBBC Jul16 N	2016/02/12	2016/02/15
63494	Bank of East Asia - TCH R Bull CBBC Dec 2016 B	2016/02/12	2016/02/15
63589	J P Morgan SP BV - CSOP A50 ETF R Bull CBBC May 2016 C	2016/02/12	2016/02/15
60878	UBS AG - HSI R Bull CBBC Sep 2016 D	2016/02/12	2016/02/15
63346	HK Bank - HSI R Bull CBBC Nov 2016 G	2016/02/12	2016/02/15
62045	HK Bank - BOCL R Bull CBBC Dec 2016 A	2016/02/12	2016/02/15
63107	SGA Societe Generale Acceptance N.V.-HSI R Bull CBBC Oct16 A	2016/02/12	2016/02/15
62995	HK Bank - CM Bank R Bull CBBC Dec 2016 A	2016/02/12	2016/02/15
64279	HK Bank - China Mobile R Bear CBBC Feb 2016 B	2016/02/12	2016/02/16
62893	UBS AG - TCH R Bull CBBC Feb 2016 A	2016/02/12	2016/02/16
62744	Credit Suisse AG - HSCEI R Bull CBBC Sep 2016 A	2016/02/12	2016/02/15
60328	J P Morgan SP BV - HSI R Bull CBBC Mar 2017 G	2016/02/12	2016/02/15
62294	SGA Societe Generale Acceptance N.V.-HSI R Bull CBBC Aug16 B	2016/02/12	2016/02/15
63456	Credit Suisse AG - HSI R Bull CBBC Sep 2016 O	2016/02/12	2016/02/15
61790	SGA Societe Generale Acceptance N.V.-HSI R Bull CBBC Oct16 R	2016/02/15	2016/02/16
61793	SGA Societe Generale Acceptance N.V.-HSI R Bull CBBC Dec16 Z	2016/02/15	2016/02/16
61782	BNP Paribas Arbit Issu B.V. - HSI R Bull CBBC Dec 2016 D	2016/02/15	2016/02/16
61785	BNP Paribas Arbit Issu B.V. - HSI R Bull CBBC Dec 2016 Q	2016/02/15	2016/02/16
61783	BNP Paribas Arbit Issu B.V. - HSI R Bull CBBC Dec 2016 I	2016/02/15	2016/02/16
61864	J P Morgan SP BV - China Life R Bull CBBC Feb 2017 B	2016/02/15	2016/02/16
61863	J P Morgan SP BV - HSI R Bull CBBC Apr 2017 L	2016/02/15	2016/02/16
61849	UBS AG - HSI R Bull CBBC Feb 2017 Y	2016/02/15	2016/02/16
61848	UBS AG - HSI R Bull CBBC Jun 2017 F	2016/02/15	2016/02/16
61847	UBS AG - HSI R Bull CBBC Jun 2017 E	2016/02/15	2016/02/16
61846	UBS AG - HSI R Bull CBBC Dec 2016 Z	2016/02/15	2016/02/16
61869	Goldman Sachs SP (Asia) - HSI R Bull CBBC Dec 2016 D	2016/02/15	2016/02/16
61799	SGA Societe Generale Acceptance N.V.-HSI R Bull CBBC Nov16 B	2016/02/15	2016/02/16
61836	Credit Suisse AG - HSI R Bull CBBC Dec 2016 X	2016/02/15	2016/02/16
61834	Credit Suisse AG - HSI R Bull CBBC Dec 2016 W	2016/02/15	2016/02/16
61831	Credit Suisse AG - HSI R Bull CBBC Dec 2016 V	2016/02/15	2016/02/16
61818	BNP Paribas Arbit Issu B.V. - HSI R Bull CBBC Nov 2016 B	2016/02/15	2016/02/16
61808	SGA Societe Generale Acceptance N.V.-HSI R Bull CBBC Oct16 W	2016/02/15	2016/02/16
61810	J P Morgan SP BV - HSI R Bull CBBC Dec 2016 K	2016/02/15	2016/02/16
61812	J P Morgan SP BV - HSI R Bull CBBC Feb 2017 M	2016/02/15	2016/02/16

List of expired CBBC, 2016 (continued)

Code	CBBC	Last trading date	Delisted date
61914	Credit Suisse AG – HSI R Bull CBBC Nov 2016 W	2016/02/16	2016/02/17
62097	HK Bank – CNOOC R Bear CBBC Feb 2016 A	2016/02/16	2016/02/18
61919	UBS AG – HSI R Bear CBBC Jun 2016 J	2016/02/16	2016/02/17
61873	HK Bank – HSI R Bear CBBC Sep 2016 O	2016/02/16	2016/02/17
61874	HK Bank – HSCEI R Bear CBBC Aug 2016 L	2016/02/16	2016/02/17
61887	SGA Societe Generale Acceptance N.V.-HSI R Bear CBBC May16 U	2016/02/16	2016/02/17
61889	SGA Societe Generale Acceptance N.V.-HSI R Bear CBBC Jul16 S	2016/02/16	2016/02/17
68745	HK Bank – CNOOC R Bear CBBC Dec 2016 C	2016/02/16	2016/02/17
61920	UBS AG – HSI R Bull CBBC Apr 2017 D	2016/02/16	2016/02/17
61936	J P Morgan SP BV – HSI R Bull CBBC Mar 2017 N	2016/02/16	2016/02/17
61902	Credit Suisse AG – HSI R Bear CBBC May 2016 Z	2016/02/16	2016/02/17
61918	UBS AG – HSI R Bear CBBC May 2016 R	2016/02/16	2016/02/17
61894	SGA Societe Generale Acceptance N.V.-HSI R Bull CBBC Oct16 Y	2016/02/16	2016/02/17
61895	J P Morgan SP BV – HSI R Bear CBBC Jun 2016 Y	2016/02/16	2016/02/17
61899	J P Morgan SP BV – HSI R Bear CBBC Jul 2016 Q	2016/02/16	2016/02/17
61938	J P Morgan SP BV – AIA R Bull CBBC Jan 2017 B	2016/02/16	2016/02/17
61893	SGA Societe Generale Acceptance N.V.-HSI R Bull CBBC Nov16 D	2016/02/16	2016/02/17
61841	Credit Suisse AG – HSI R Bear CBBC Aug 2016 A	2016/02/16	2016/02/17
61821	BNP Paribas Arbit Issu B.V. – HSI R Bear CBBC Jun 2016 S	2016/02/16	2016/02/17
61822	SGA Societe Generale Acceptance N.V.-HSI R Bear CBBC Jul16 R	2016/02/16	2016/02/17
61823	SGA Societe Generale Acceptance N.V.-HSI R Bear CBBC May16 H	2016/02/16	2016/02/17
61839	Credit Suisse AG – HSI R Bear CBBC May 2016 Y	2016/02/16	2016/02/17
60733	HK Bank – PetCh R Bear CBBC Jul 2017 A	2016/02/16	2016/02/17
61381	J P Morgan SP BV – HKEX R Bear CBBC Dec 2016 A	2016/02/16	2016/02/17
61856	UBS AG – HSI R Bear CBBC May 2016 O	2016/02/16	2016/02/17
61819	BNP Paribas Arbit Issu B.V. – HSI R Bear CBBC Jun 2016 R	2016/02/16	2016/02/17
61860	J P Morgan SP BV – HSI R Bear CBBC May 2016 B	2016/02/16	2016/02/17
61861	J P Morgan SP BV – HSI R Bear CBBC Jun 2016 X	2016/02/16	2016/02/17
61985	UBS AG – HSI R Bear CBBC May 2016 V	2016/02/17	2016/02/18
61990	UBS AG – HSI R Bull CBBC Dec 2016 G	2016/02/17	2016/02/18
61961	HK Bank – TCH R Bull CBBC Oct 2016 G	2016/02/17	2016/02/18
61981	Credit Suisse AG – HSI R Bull CBBC Nov 2016 M	2016/02/17	2016/02/18
61979	Credit Suisse AG – HSI R Bear CBBC Jun 2016 B	2016/02/17	2016/02/18
61963	SGA Societe Generale Acceptance N.V.-HSI R Bull CBBC Dec16 D	2016/02/17	2016/02/18
61962	SGA Societe Generale Acceptance N.V.-HSI R Bull CBBC Oct16 Z	2016/02/17	2016/02/18
61984	Credit Suisse AG – HSI R Bull CBBC Oct 2016 Y	2016/02/17	2016/02/18
61940	HK Bank – HSI R Bear CBBC Aug 2016 S	2016/02/17	2016/02/18
67096	HK Bank – Galaxy Ent R Bear CBBC Feb 2016 B	2016/02/17	2016/02/19
61941	HK Bank – HSI R Bull CBBC Oct 2016 X	2016/02/17	2016/02/18
61857	UBS AG – HSI R Bear CBBC Jun 2016 I	2016/02/17	2016/02/18
61993	J P Morgan SP BV – HSI R Bear CBBC Jun 2016 Z	2016/02/17	2016/02/18
62112	UBS AG – HSI R Bear CBBC May 2016 Z	2016/02/18	2016/02/19
62071	Credit Suisse AG – HSI R Bear CBBC May 2016 T	2016/02/18	2016/02/19
65229	J P Morgan SP BV – HSI R Bear CBBC May 2016 C	2016/02/18	2016/02/19
62072	Credit Suisse AG – HSI R Bear CBBC Aug 2016 B	2016/02/18	2016/02/19
62073	J P Morgan SP BV – HSI R Bear CBBC Jul 2016 R	2016/02/18	2016/02/19
62077	J P Morgan SP BV – HSI R Bear CBBC Jul 2016 S	2016/02/18	2016/02/19
65499	J P Morgan SP BV – HSI R Bear CBBC May 2016 G	2016/02/18	2016/02/19
62059	BNP Paribas Arbit Issu B.V. – HSI R Bear CBBC May 2016 I	2016/02/18	2016/02/19
62115	UBS AG – HSI R Bear CBBC Jun 2016 K	2016/02/18	2016/02/19
62117	UBS AG – HSI R Bear CBBC Jun 2016 L	2016/02/18	2016/02/19
62125	Goldman Sachs SP (Asia) – HSI R Bear CBBC May 2016 M	2016/02/18	2016/02/19
62129	Goldman Sachs SP (Asia) – HSI R Bear CBBC May 2016 N	2016/02/18	2016/02/19
62035	SGA Societe Generale Acceptance N.V.-HSI R Bear CBBC Jul16 X	2016/02/18	2016/02/19
62080	J P Morgan SP BV – HSI R Bear CBBC Aug 2016 G	2016/02/18	2016/02/19
62061	J P Morgan SP BV – HSI R Bear CBBC Jun 2016 E	2016/02/18	2016/02/19
62054	BNP Paribas Arbit Issu B.V. – HSI R Bear CBBC May 2016 L	2016/02/18	2016/02/19
62051	BNP Paribas Arbit Issu B.V. – HSI R Bear CBBC Jun 2016 V	2016/02/18	2016/02/19
62050	BNP Paribas Arbit Issu B.V. – HSI R Bear CBBC Jun 2016 U	2016/02/18	2016/02/19
62049	Macquarie Bank Ltd. – HSI R Bear CBBC Nov 2016 A	2016/02/18	2016/02/19
62048	Macquarie Bank Ltd. – HSI R Bear CBBC Aug 2016 G	2016/02/18	2016/02/19
62036	SGA Societe Generale Acceptance N.V.-HSI R Bear CBBC Jun16 R	2016/02/18	2016/02/19
62033	SGA Societe Generale Acceptance N.V.-HSI R Bear CBBC Jul16 W	2016/02/18	2016/02/19
61904	Credit Suisse AG – HSI R Bear CBBC Jul 2016 K	2016/02/18	2016/02/19
61891	SGA Societe Generale Acceptance N.V.-HSI R Bear CBBC Jul16 T	2016/02/18	2016/02/19
61842	BNP Paribas Arbit Issu B.V. – HSI R Bear CBBC Jun 2016 T	2016/02/18	2016/02/19
61542	UBS AG – HSI R Bear CBBC May 2016 W	2016/02/18	2016/02/19
61838	Credit Suisse AG – HSI R Bear CBBC Jun 2016 A	2016/02/18	2016/02/19
61825	SGA Societe Generale Acceptance N.V.-HSI R Bear CBBC May16 O	2016/02/18	2016/02/19
62069	Credit Suisse AG – HSI R Bear CBBC Jun 2016 D	2016/02/18	2016/02/19
67736	HK Bank – Galaxy Ent R Bear CBBC Dec 2016 B	2016/02/18	2016/02/19
62047	Macquarie Bank Ltd. – HSI R Bear CBBC Aug 2016 F	2016/02/18	2016/02/19
62213	UBS AG – HSI R Bear CBBC May 2016 S	2016/02/19	2016/02/22
62165	SGA Societe Generale Acceptance N.V.-HSI R Bear CBBC Aug16 E	2016/02/19	2016/02/22
62126	HK Bank – Sinopec Corp R Bear CBBC Feb 2016 A	2016/02/19	2016/02/23
62166	SGA Societe Generale Acceptance N.V.-HSI R Bear CBBC Aug16 F	2016/02/19	2016/02/22
62174	BNP Paribas Arbit Issu B.V. – HSI R Bear CBBC May 2016 M	2016/02/19	2016/02/22
62175	BNP Paribas Arbit Issu B.V. – HSI R Bear CBBC May 2016 C	2016/02/19	2016/02/22
62187	Credit Suisse AG – HSI R Bear CBBC Jun 2016 S	2016/02/19	2016/02/22
62159	SGA Societe Generale Acceptance N.V.-HSI R Bear CBBC Aug16 D	2016/02/19	2016/02/22
62212	UBS AG – HSCEI R Bear CBBC May 2016 B	2016/02/19	2016/02/22
62176	BNP Paribas Arbit Issu B.V. – HSCEI R Bear CBBC Jun 2016 D	2016/02/19	2016/02/22
62214	UBS AG – HSI R Bear CBBC Jun 2016 M	2016/02/19	2016/02/22
62215	UBS AG – HSI R Bear CBBC Jun 2016 N	2016/02/19	2016/02/22
62217	BNP Paribas Arbit Issu B.V. – HSI R Bear CBBC Jun 2016 W	2016/02/19	2016/02/22
62227	J P Morgan SP BV – HSI R Bear CBBC May 2016 Z	2016/02/19	2016/02/22
62232	J P Morgan SP BV – HSI R Bear CBBC Jun 2016 I	2016/02/19	2016/02/22

List of expired CBBC, 2016 (continued)

Code	CBBC	Last trading date	Delisted date
62235	J P Morgan SP BV – HSI R Bear CBBC Jul 2016 T	2016/02/19	2016/02/22
60988	HK Bank – PetCh R Bear CBBC Feb 2016 A	2016/02/19	2016/02/23
62188	Credit Suisse AG – HSI R Bear CBBC Jun 2016 T	2016/02/19	2016/02/22
60359	HK Bank – CSOP A50 ETF R Bear CBBC Feb 2016 D	2016/02/19	2016/02/23
63206	HK Bank – CNOOC R Bear CBBC Feb 2016 B	2016/02/19	2016/02/23
60495	HK Bank – BOCL R Bear CBBC Feb 2016 A	2016/02/19	2016/02/23
60494	HK Bank – A50 R Bear CBBC Feb 2016 E	2016/02/19	2016/02/23
62157	SGA Societe Generale Acceptance N.V.-HSI R Bear CBBC Aug16 C	2016/02/19	2016/02/22
60387	HK Bank – HKEX R Bear CBBC Feb 2016 B	2016/02/19	2016/02/23
66219	HK Bank – Ping An R Bear CBBC Feb 2016 B	2016/02/19	2016/02/23
61459	J P Morgan SP BV – HSI R Bear CBBC May 2016 A	2016/02/22	2016/02/23
62261	SGA Societe Generale Acceptance N.V.-HSI R Bear CBBC Aug16 G	2016/02/22	2016/02/23
62268	SGA Societe Generale Acceptance N.V.-HSI R Bear CBBC Aug16 I	2016/02/22	2016/02/23
62269	SGA Societe Generale Acceptance N.V.-HSI R Bear CBBC Aug16 J	2016/02/22	2016/02/23
62280	Credit Suisse AG – HSI R Bear CBBC Jun 2016 U	2016/02/22	2016/02/23
61426	Goldman Sachs SP (Asia) – HSI R Bear CBBC May 2016 I	2016/02/22	2016/02/23
62283	Credit Suisse AG – HSI R Bear CBBC Jun 2016 Q	2016/02/22	2016/02/23
61723	SGA Societe Generale Acceptance N.V.-HSI R Bear CBBC May16 G	2016/02/22	2016/02/23
62321	UBS AG – HSI R Bear CBBC May 2016 T	2016/02/22	2016/02/23
62323	UBS AG – HSI R Bear CBBC May 2016 U	2016/02/22	2016/02/23
62329	UBS AG – HSI R Bear CBBC Jun 2016 O	2016/02/22	2016/02/23
62342	J P Morgan SP BV – HSI R Bear CBBC Jun 2016 J	2016/02/22	2016/02/23
62282	Credit Suisse AG – HSI R Bear CBBC Aug 2016 C	2016/02/22	2016/02/23
62258	HK Bank – HSI R Bear CBBC Nov 2016 E	2016/02/22	2016/02/23
62247	HK Bank – HSCEI R Bear CBBC Oct 2016 E	2016/02/22	2016/02/23
62177	BNP Paribas Arbit Issu B.V. – HSCEI R Bear CBBC May 2016 I	2016/02/22	2016/02/23
61686	Credit Suisse AG – HSI R Bear CBBC Jul 2016 J	2016/02/22	2016/02/23
61728	BNP Paribas Arbit Issu B.V. – HSI R Bear CBBC May 2016 K	2016/02/22	2016/02/23
61744	Credit Suisse AG – HSI R Bear CBBC May 2016 W	2016/02/22	2016/02/23
61773	UBS AG – HSI R Bear CBBC Jun 2016 G	2016/02/22	2016/02/23
61816	Macquarie Bank Ltd. – HSI R Bear CBBC Aug 2016 D	2016/02/22	2016/02/23
61858	UBS AG – HSI R Bear CBBC May 2016 Q	2016/02/22	2016/02/23
62343	J P Morgan SP BV – HSI R Bear CBBC Jun 2016 L	2016/02/22	2016/02/23
62267	SGA Societe Generale Acceptance N.V.-HSI R Bear CBBC Aug16 H	2016/02/22	2016/02/23
61872	HK Bank – HSI R Bear CBBC Oct 2016 I	2016/02/22	2016/02/23
61970	SGA Societe Generale Acceptance N.V.-HSI R Bear CBBC Jul16 U	2016/02/22	2016/02/23
61355	J P Morgan SP BV – HSI R Bear CBBC Aug 2016 E	2016/02/22	2016/02/23
62376	J P Morgan SP BV – HSI R Bear CBBC Jul 2016 U	2016/02/22	2016/02/23
62377	J P Morgan SP BV – HSI R Bear CBBC Aug 2016 H	2016/02/22	2016/02/23
62260	HK Bank – HSI R Bear CBBC Oct 2016 J	2016/02/22	2016/02/23
62505	UBS AG – HSI R Bear CBBC May 2016 R	2016/02/23	2016/02/24
62499	UBS AG – HSI R Bear CBBC May 2016 O	2016/02/23	2016/02/24
62485	J P Morgan SP BV – HSI R Bear CBBC Jun 2016 M	2016/02/23	2016/02/24
62483	J P Morgan SP BV – HSI R Bear CBBC May 2016 B	2016/02/23	2016/02/24
60994	HK Bank – TCH R Bear CBBC Feb 2016 C	2016/02/23	2016/02/25
62529	J P Morgan SP BV – HSBC R Bull CBBC Jun 2017 B	2016/02/23	2016/02/24
62461	Credit Suisse AG – HSI R Bear CBBC May 2016 Y	2016/02/23	2016/02/24
62406	SGA Societe Generale Acceptance N.V.-HSI R Bear CBBC May16 Z	2016/02/23	2016/02/24
62401	BNP Paribas Arbit Issu B.V. – HSI R Bear CBBC Jun 2016 X	2016/02/23	2016/02/24
62402	SGA Societe Generale Acceptance N.V.-HSI R Bear CBBC Aug16 K	2016/02/23	2016/02/24
62445	Credit Suisse AG – HSI R Bear CBBC Jul 2016 L	2016/02/23	2016/02/24
62570	UBS AG – HSI R Bull CBBC Nov 2016 Y	2016/02/24	2016/02/25
62576	UBS AG – HSI R Bear CBBC Jun 2016 Q	2016/02/24	2016/02/25
62578	J P Morgan SP BV – HSI R Bull CBBC Feb 2017 P	2016/02/24	2016/02/25
62583	J P Morgan SP BV – HSI R Bear CBBC Jun 2016 N	2016/02/24	2016/02/25
62369	Credit Suisse AG – TCH R Bull CBBC Feb 2016 A	2016/02/24	2016/02/26
62589	BNP Paribas Arbit Issu B.V. – HSI R Bear CBBC Jun 2016 Y	2016/02/24	2016/02/25
68946	HK Bank – China Life R Bear CBBC Feb 2016 B	2016/02/24	2016/02/26
62003	SGA Societe Generale Acceptance N.V.-HSI R Bull CBBC Nov16 E	2016/02/24	2016/02/25
62566	Credit Suisse AG – HSI R Bear CBBC Jun 2016 R	2016/02/24	2016/02/25
62021	BNP Paribas Arbit Issu B.V. – HSI R Bull CBBC Nov 2016 S	2016/02/24	2016/02/25
62568	Credit Suisse AG – HSI R Bear CBBC May 2016 Z	2016/02/24	2016/02/25
62024	J P Morgan SP BV – HSI R Bull CBBC Jan 2017 Q	2016/02/24	2016/02/25
62584	J P Morgan SP BV – HSI R Bear CBBC Jul 2016 W	2016/02/24	2016/02/25
62431	BNP Paribas Arbit Issu B.V. – HSI R Bull CBBC Dec 2016 E	2016/02/24	2016/02/25
62574	UBS AG – HSI R Bear CBBC Jun 2016 P	2016/02/24	2016/02/25
62413	SGA Societe Generale Acceptance N.V.-HSI R Bull CBBC Oct16 L	2016/02/24	2016/02/25
62552	Credit Suisse AG – HSI R Bull CBBC Oct 2016 O	2016/02/24	2016/02/25
62096	UBS AG – HSI R Bull CBBC Feb 2017 Z	2016/02/24	2016/02/25
62466	Credit Suisse AG – HSI R Bull CBBC Oct 2016 F	2016/02/24	2016/02/25
62486	J P Morgan SP BV – HSI R Bull CBBC Mar 2017 R	2016/02/24	2016/02/25
62513	UBS AG – HSI R Bull CBBC Apr 2017 I	2016/02/24	2016/02/25
62551	SGA Societe Generale Acceptance N.V.-HSI R Bear CBBC May16 H	2016/02/24	2016/02/25
66516	Credit Suisse AG – HSI R Bear CBBC Feb 2016 D	2016/02/25	2016/02/29
68388	Credit Suisse AG – HSI R Bear CBBC Feb 2016 W	2016/02/25	2016/02/29
68384	Credit Suisse AG – HSI R Bear CBBC Feb 2016 V	2016/02/25	2016/02/29
68375	Credit Suisse AG – HSI R Bear CBBC Feb 2016 P	2016/02/25	2016/02/29
68338	Credit Suisse AG – HSI R Bear CBBC Feb 2016 E	2016/02/25	2016/02/29
68328	Credit Suisse AG – HSI R Bear CBBC Feb 2016 N	2016/02/25	2016/02/29
60524	J P Morgan SP BV – HSI R Bear CBBC Feb 2016 V	2016/02/25	2016/02/29
60484	Credit Suisse AG – HSI R Bear CBBC Feb 2016 F	2016/02/25	2016/02/29
68305	Credit Suisse AG – HSI R Bear CBBC Feb 2016 M	2016/02/25	2016/02/29
66842	Credit Suisse AG – HSI R Bear CBBC Feb 2016 I	2016/02/25	2016/02/29
69411	J P Morgan SP BV – HSI R Bear CBBC Feb 2016 N	2016/02/25	2016/02/29
66508	UBS AG – HSI R Bear CBBC Feb 2016 C	2016/02/25	2016/02/29
67559	Credit Suisse AG – HSI R Bear CBBC Feb 2016 K	2016/02/25	2016/02/29
69203	J P Morgan SP BV – HSI R Bear CBBC Feb 2016 R	2016/02/25	2016/02/29

List of expired CBBC, 2016 (continued)

Code	CBBC	Last trading date	Delisted date
61511	J P Morgan SP BV – HSI R Bear CBBC Feb 2016 K	2016/02/25	2016/02/29
68768	UBS AG – HSI R Bear CBBC Feb 2016 H	2016/02/25	2016/02/29
66632	Credit Suisse AG – HSCEI R Bear CBBC Feb 2016 B	2016/02/25	2016/02/29
69704	UBS AG – HSCEI R Bear CBBC Feb 2016 D	2016/02/25	2016/02/29
69526	Credit Suisse AG – HSI R Bear CBBC Feb 2016 A	2016/02/25	2016/02/29
69455	UBS AG – HSI R Bear CBBC Feb 2016 Z	2016/02/25	2016/02/29
66682	UBS AG – HSI R Bear CBBC Feb 2016 F	2016/02/25	2016/02/29
60396	UBS AG – HSI R Bear CBBC Feb 2016 Q	2016/02/25	2016/02/29
69384	Credit Suisse AG – HSI R Bear CBBC Feb 2016 Y	2016/02/25	2016/02/29
60926	J P Morgan SP BV – HSI R Bear CBBC Feb 2016 J	2016/02/25	2016/02/29
60947	UBS AG – HSI R Bear CBBC Feb 2016 P	2016/02/25	2016/02/29
60798	Credit Suisse AG – HSI R Bear CBBC Feb 2016 J	2016/02/25	2016/02/29
60406	UBS AG – HSI R Bear CBBC Feb 2016 L	2016/02/25	2016/02/29
69655	SGA Societe Generale Acceptance N.V.-HSI R Bear CBBC Feb 16Y	2016/02/25	2016/02/29
69601	SGA Societe Generale Acceptance N.V.-HSI R Bear CBBC Feb 16X	2016/02/25	2016/02/29
60051	SGA Societe Generale Acceptance N.V.-HSI R Bear CBBC Feb 16A	2016/02/25	2016/02/29
60046	SGA Societe Generale Acceptance N.V.-HSI R Bear CBBC Feb 16Z	2016/02/25	2016/02/29
60023	Credit Suisse AG – HSI R Bear CBBC Feb 2016 C	2016/02/25	2016/02/29
69507	UBS AG – HSI R Bear CBBC Feb 2016 K	2016/02/25	2016/02/29
69395	Credit Suisse AG – HSI R Bear CBBC Feb 2016 Z	2016/02/25	2016/02/29
69018	SGA Societe Generale Acceptance N.V.-HSI R Bear CBBC Feb16 S	2016/02/25	2016/02/29
68035	Credit Suisse AG – HSI R Bear CBBC Feb 2016 H	2016/02/25	2016/02/29
65381	UBS AG – HSCEI R Bear CBBC Feb 2016 B	2016/02/25	2016/02/29
65581	Credit Suisse AG – TCH R Bear CBBC Feb 2016 A	2016/02/25	2016/02/29
65834	Credit Suisse AG – CSOP A50 ETF R Bear CBBC Feb 2016 A	2016/02/25	2016/02/29
69144	SGA Societe Generale Acceptance N.V.-HSI R Bear CBBC Feb16 W	2016/02/25	2016/02/29
66214	UBS AG – HSCEI R Bear CBBC Feb 2016 C	2016/02/25	2016/02/29
69137	SGA Societe Generale Acceptance N.V.-HSI R Bear CBBC Feb16 V	2016/02/25	2016/02/29
69033	SGA Societe Generale Acceptance N.V.-HSI R Bear CBBC Feb16 U	2016/02/25	2016/02/29
69030	SGA Societe Generale Acceptance N.V.-HSI R Bear CBBC Feb16 T	2016/02/25	2016/02/29
64274	UBS AG – HSCEI R Bear CBBC Feb 2016 A	2016/02/25	2016/02/29
62622	Credit Suisse AG – HSI R Bull CBBC Nov 2016 R	2016/02/25	2016/02/26
62647	J P Morgan SP BV – HSI R Bear CBBC Feb 2016 H	2016/02/25	2016/02/29
62468	Credit Suisse AG – HSI R Bull CBBC Dec 2016 I	2016/02/25	2016/02/26
62487	J P Morgan SP BV – HSI R Bull CBBC Apr 2017 N	2016/02/25	2016/02/26
62514	UBS AG – HSI R Bull CBBC Jun 2017 K	2016/02/25	2016/02/26
62530	Goldman Sachs SP (Asia) – HSI R Bull CBBC Jun 2017 H	2016/02/25	2016/02/26
62593	HK Bank – HSI R Bear CBBC Sep 2016 P	2016/02/25	2016/02/26
62599	SGA Societe Generale Acceptance N.V.-HSI R Bear CBBC Jul16 Y	2016/02/25	2016/02/26
62614	SGA Societe Generale Acceptance N.V.-HSI R Bull CBBC Nov16 I	2016/02/25	2016/02/26
62616	SGA Societe Generale Acceptance N.V.-HSI R Bull CBBC Dec16 V	2016/02/25	2016/02/26
62617	SGA Societe Generale Acceptance N.V.-HSI R Bull CBBC Dec16 W	2016/02/25	2016/02/26
62411	SGA Societe Generale Acceptance N.V.-HSI R Bull CBBC Dec16 U	2016/02/25	2016/02/26
62621	Credit Suisse AG – HSI R Bull CBBC Nov 2016 P	2016/02/25	2016/02/26
62289	BNP Paribas Arbit Issu B.V. – HSI R Bull CBBC Nov 2016 Q	2016/02/25	2016/02/26
62625	BNP Paribas Arbit Issu B.V. – HSI R Bull CBBC Nov 2016 P	2016/02/25	2016/02/26
62630	UBS AG – HSI R Bear CBBC May 2016 W	2016/02/25	2016/02/26
62632	UBS AG – HSI R Bull CBBC Jun 2017 L	2016/02/25	2016/02/26
62634	UBS AG – HSI R Bull CBBC Feb 2017 A	2016/02/25	2016/02/26
62635	J P Morgan SP BV – HSI R Bear CBBC Jul 2016 X	2016/02/25	2016/02/26
62636	J P Morgan SP BV – HSI R Bull CBBC Jan 2017 M	2016/02/25	2016/02/26
62637	J P Morgan SP BV – HSI R Bull CBBC Jul 2017 D	2016/02/25	2016/02/26
62648	Goldman Sachs SP (Asia) – HSI R Bull CBBC Jun 2017 J	2016/02/25	2016/02/26
62649	Goldman Sachs SP (Asia) – HSI R Bull CBBC Jun 2017 K	2016/02/25	2016/02/26
62650	Goldman Sachs SP (Asia) – HSI R Bull CBBC Jun 2017 L	2016/02/25	2016/02/26
68090	UBS AG – HSI R Bear CBBC Feb 2016 N	2016/02/25	2016/02/29
62618	Credit Suisse AG – HSI R Bear CBBC Jun 2016 V	2016/02/25	2016/02/26
68330	J P Morgan SP BV – HSI R Bear CBBC Feb 2016 L	2016/02/25	2016/02/29
68627	UBS AG – HSI R Bear CBBC Feb 2016 I	2016/02/25	2016/02/29
68625	Credit Suisse AG – HSI R Bear CBBC Feb 2016 S	2016/02/25	2016/02/29
68589	Credit Suisse AG – HSI R Bear CBBC Feb 2016 O	2016/02/25	2016/02/29
68583	J P Morgan SP BV – HSI R Bear CBBC Feb 2016 X	2016/02/25	2016/02/29
64165	Credit Suisse AG – China Mobile R Bull CBBC Feb 2016 A	2016/02/25	2016/02/29
68546	J P Morgan SP BV – HSI R Bear CBBC Feb 2016 O	2016/02/25	2016/02/29
68524	UBS AG – HSI R Bear CBBC Feb 2016 G	2016/02/25	2016/02/29
68523	UBS AG – HSI R Bear CBBC Feb 2016 E	2016/02/25	2016/02/29
68522	UBS AG – HSI R Bear CBBC Feb 2016 B	2016/02/25	2016/02/29
68408	UBS AG – HSI R Bear CBBC Feb 2016 X	2016/02/25	2016/02/29
62425	BNP Paribas Arbit Issu B.V. – HSI R Bull CBBC Dec 2016 K	2016/02/25	2016/02/26
68342	J P Morgan SP BV – HSI R Bear CBBC Feb 2016 M	2016/02/25	2016/02/29
69134	Credit Suisse AG – HSCEI R Bear CBBC Feb 2016 C	2016/02/25	2016/02/29
68015	Credit Suisse AG – HSI R Bear CBBC Feb 2016 B	2016/02/25	2016/02/29
68091	UBS AG – HSI R Bear CBBC Feb 2016 O	2016/02/25	2016/02/29
63930	SGA Societe Generale Acceptance N.V.-HSI R Bear CBBC Feb16 J	2016/02/25	2016/02/29
61915	Credit Suisse AG – HSI R Bull CBBC Nov 2016 Q	2016/02/25	2016/02/26
60718	J P Morgan SP BV – HSCEI R Bear CBBC Feb 2016 C	2016/02/25	2016/02/29
61934	UBS AG – HSI R Bull CBBC Apr 2017 E	2016/02/25	2016/02/26
61937	J P Morgan SP BV – HSI R Bull CBBC Mar 2017 O	2016/02/25	2016/02/26
62002	SGA Societe Generale Acceptance N.V.-HSI R Bull CBBC Dec16 F	2016/02/25	2016/02/26
62030	J P Morgan SP BV – HSI R Bull CBBC Feb 2017 N	2016/02/25	2016/02/26
66771	SGA Societe Generale Acceptance N.V.-HSI R Bear CBBC Feb16 R	2016/02/25	2016/02/29
62101	UBS AG – HSI R Bull CBBC Mar 2017 K	2016/02/25	2016/02/26
68401	UBS AG – HSI R Bear CBBC Feb 2016 T	2016/02/25	2016/02/29
60588	J P Morgan SP BV – HSI R Bear CBBC Feb 2016 D	2016/02/25	2016/02/29
65149	SGA Societe Generale Acceptance N.V.- TCH R Bull CBBC Feb16A	2016/02/25	2016/02/29
65162	SGA Societe Generale Acceptance N.V.-TCH R Bear CBBC Feb16A	2016/02/25	2016/02/29
66554	SGA Societe Generale Acceptance N.V.-CSA50 R Bear CBBC Feb16A	2016/02/25	2016/02/29

List of expired CBBC, 2016 (continued)

Code	CBBC	Last trading date	Delisted date
66415	Credit Suisse AG – HSI R Bear CBBC Feb 2016 X	2016/02/25	2016/02/29
61741	J P Morgan SP BV – HSI R Bear CBBC Feb 2016 F	2016/02/25	2016/02/29
61738	J P Morgan SP BV – HSCEI R Bear CBBC Feb 2016 A	2016/02/25	2016/02/29
64532	Credit Suisse AG – HSI R Bear CBBC Feb 2016 L	2016/02/25	2016/02/29
60589	J P Morgan SP BV – HSI R Bear CBBC Feb 2016 E	2016/02/25	2016/02/29
66578	SGA Societe Generale Acceptance NV-HS HI R Bear CBBC Feb16A	2016/02/25	2016/02/29
60584	J P Morgan SP BV – HSI R Bear CBBC Feb 2016 C	2016/02/25	2016/02/29
66361	Credit Suisse AG – HSI R Bear CBBC Feb 2016 U	2016/02/25	2016/02/29
69287	J P Morgan SP BV – HSI R Bear CBBC Feb 2016 B	2016/02/25	2016/02/29
66610	Credit Suisse AG – HSI R Bear CBBC Feb 2016 G	2016/02/25	2016/02/29
62731	J P Morgan SP BV – HSI R Bear CBBC Feb 2016 G	2016/02/25	2016/02/29
69286	J P Morgan SP BV – HSI R Bear CBBC Feb 2016 A	2016/02/25	2016/02/29
66282	SGA Societe Generale Acceptance N.V.-HSI R Bear CBBC Feb16 N	2016/02/25	2016/02/29
65928	SGA Societe Generale Acceptance N.V.-HSI R Bear CBBC Feb16 M	2016/02/25	2016/02/29
65916	J P Morgan SP BV – HSI R Bear CBBC Feb 2016 I	2016/02/25	2016/02/29
60142	Credit Suisse AG – HSCEI R Bear CBBC Feb 2016 A	2016/02/25	2016/02/29
62699	J P Morgan SP BV – HSI R Bear CBBC May 2016 G	2016/02/26	2016/02/29
62703	Goldman Sachs SP (Asia) – HSI R Bull CBBC Jun 2017 M	2016/02/26	2016/02/29
62781	HK Bank – CSOP A50 ETF R Bear CBBC Feb 2016 E	2016/02/26	2016/03/01
62653	HK Bank – HSI R Bull CBBC Sep 2016 H	2016/02/26	2016/02/29
62695	Credit Suisse AG – HSI R Bull CBBC Dec 2016 J	2016/02/26	2016/02/29
62694	UBS AG – HSI R Bear CBBC May 2016 Z	2016/02/26	2016/02/29
62693	UBS AG – HSI R Bull CBBC Apr 2017 J	2016/02/26	2016/02/29
62688	SGA Societe Generale Acceptance N.V.-HSI R Bear CBBC Jul16 Z	2016/02/26	2016/02/29
62842	UBS AG – HSBC R Bear CBBC Feb 2016 A	2016/02/26	2016/03/01
62676	J P Morgan SP BV – HSI R Bull CBBC Feb 2017 Q	2016/02/26	2016/02/29
62696	Credit Suisse AG – HSI R Bear CBBC Jul 2016 M	2016/02/26	2016/02/29
62643	J P Morgan SP BV – HSI R Bear CBBC May 2016 C	2016/02/26	2016/02/29
62631	UBS AG – HSI R Bear CBBC Jun 2016 R	2016/02/26	2016/02/29
62620	Credit Suisse AG – HSI R Bear CBBC May 2016 T	2016/02/26	2016/02/29
62611	BNP Paribas Arbit Issu B.V. – HSI R Bear CBBC Jun 2016 Z	2016/02/26	2016/02/29
62607	BNP Paribas Arbit Issu B.V. – HSI R Bear CBBC May 2016 E	2016/02/26	2016/02/29
62605	SGA Societe Generale Acceptance N.V.-HSI R Bear CBBC May16 U	2016/02/26	2016/02/29
62590	Goldman Sachs SP (Asia) – HSI R Bear CBBC May 2016 O	2016/02/26	2016/02/29
69633	HK Bank – China Mobile R Bear CBBC Feb 2016 A	2016/02/26	2016/03/01
69632	HK Bank – China Life R Bear CBBC Feb 2016 C	2016/02/26	2016/03/01
69612	HK Bank – TCH R Bear CBBC Feb 2016 A	2016/02/26	2016/03/01
64291	HK Bank – CSOP A50 ETF R Bear CBBC Feb 2016 F	2016/02/26	2016/03/01
62603	SGA Societe Generale Acceptance N.V.-HSI R Bear CBBC Jun16 S	2016/02/26	2016/02/29
62787	HK Bank – A50 R Bear CBBC Feb 2016 F	2016/02/26	2016/03/01
62741	J P Morgan SP BV – Ping An R Bull CBBC May 2017 B	2016/02/29	2016/03/01
62679	Standard Chartered Bank – TCH R Bull CBBC Jun 2016 B	2016/02/29	2016/03/01
62752	Goldman Sachs SP (Asia) – HSI R Bull CBBC Jun 2017 P	2016/02/29	2016/03/01
62543	HK Bank – A50 R Bull CBBC Mar 2017 G	2016/02/29	2016/03/01
62751	Goldman Sachs SP (Asia) – HSI R Bull CBBC Jun 2017 O	2016/02/29	2016/03/01
62652	HK Bank – HSI R Bull CBBC Dec 2016 R	2016/02/29	2016/03/01
62748	UBS AG – HSI R Bull CBBC Nov 2016 Z	2016/02/29	2016/03/01
62663	HK Bank – CAM CSI300 R Bull CBBC Nov 2016 D	2016/02/29	2016/03/01
62746	UBS AG – HSI R Bull CBBC Jun 2016 T	2016/02/29	2016/03/01
62742	J P Morgan SP BV – CSOP A50 ETF R Bull CBBC May 2017 A	2016/02/29	2016/03/01
62740	Credit Suisse AG – HSI R Bull CBBC Dec 2016 L	2016/02/29	2016/03/01
62720	J P Morgan SP BV – HSI R Bull CBBC Feb 2017 R	2016/02/29	2016/03/01
62714	Credit Suisse AG – HSI R Bear CBBC May 2016 W	2016/02/29	2016/03/01
62716	BNP Paribas Arbit Issu B.V. – HSI R Bull CBBC Nov 2016 C	2016/02/29	2016/03/01
62527	J P Morgan SP BV – A50 China R Bull CBBC Mar 2017 B	2016/02/29	2016/03/01
62712	SGA Societe Generale Acceptance N.V.-HSI R Bull CBBC Dec16 X	2016/02/29	2016/03/01
62739	Credit Suisse AG – HSI R Bull CBBC Dec 2016 K	2016/02/29	2016/03/01
62711	SGA Societe Generale Acceptance N.V.-HSI R Bull CBBC Nov16 J	2016/02/29	2016/03/01
62715	BNP Paribas Arbit Issu B.V. – HSI R Bull CBBC Dec 2016 L	2016/02/29	2016/03/01
62542	HK Bank – CSOP A50 ETF R Bull CBBC Mar 2017 H	2016/02/29	2016/03/01
62701	J P Morgan SP BV – China Life R Bull CBBC Jul 2017 A	2016/02/29	2016/03/01
62726	J P Morgan SP BV – HSI R Bull CBBC Apr 2017 O	2016/02/29	2016/03/01
62718	J P Morgan SP BV – HSI R Bear CBBC Jun 2016 H	2016/02/29	2016/03/01
62798	J P Morgan SP BV – HSI R Bull CBBC Mar 2017 S	2016/03/01	2016/03/02
62792	HK Bank – A50 R Bull CBBC Mar 2017 H	2016/03/01	2016/03/02
62795	Credit Suisse AG – HSI R Bull CBBC Oct 2016 Q	2016/03/01	2016/03/02
62804	UBS AG – HSI R Bull CBBC Jun 2017 M	2016/03/01	2016/03/02
62793	SGA Societe Generale Acceptance N.V.-HSI R Bull CBBC Oct16 M	2016/03/01	2016/03/02
62805	UBS AG – HSI R Bear CBBC Jun 2016 S	2016/03/01	2016/03/02
62783	HK Bank – China Life R Bull CBBC Nov 2016 E	2016/03/01	2016/03/02
62782	HK Bank – Ping An R Bull CBBC Dec 2016 H	2016/03/01	2016/03/02
62393	HK Bank – TCH R Bear CBBC Nov 2016 D	2016/03/01	2016/03/02
62772	HK Bank – HSCEI R Bull CBBC Oct 2016 P	2016/03/01	2016/03/02
62784	HK Bank – HKEX R Bull CBBC Oct 2016 W	2016/03/01	2016/03/02
62774	HK Bank – CSOP A50 ETF R Bull CBBC Jan 2017 B	2016/03/01	2016/03/02
61615	J P Morgan SP BV – HSI R Bear CBBC Jun 2016 V	2016/03/02	2016/03/03
62826	UBS AG – HSI R Bear CBBC Jun 2016 U	2016/03/02	2016/03/03
61543	UBS AG – HSI R Bear CBBC May 2016 X	2016/03/02	2016/03/03
61727	SGA Societe Generale Acceptance N.V.-HSI R Bear CBBC Jul16 Q	2016/03/02	2016/03/03
68915	UBS AG – HSI R Bear CBBC May 2016 N	2016/03/02	2016/03/03
68944	Credit Suisse AG – HSI R Bear CBBC May 2016 I	2016/03/02	2016/03/03
61687	J P Morgan SP BV – HSI R Bear CBBC Jun 2016 W	2016/03/02	2016/03/03
61685	Credit Suisse AG – HSI R Bear CBBC Jun 2016 C	2016/03/02	2016/03/03
61564	BNP Paribas Arbit Issu B.V. – HSI R Bear CBBC May 2016 J	2016/03/02	2016/03/03
62818	BNP Paribas Arbit Issu B.V. – HSI R Bear CBBC Jun 2016 I	2016/03/02	2016/03/03
61662	SGA Societe Generale Acceptance N.V.-HSI R Bear CBBC Jul16 P	2016/03/02	2016/03/03
61665	SGA Societe Generale Acceptance N.V.-HSI R Bear CBBC May16 E	2016/03/02	2016/03/03

List of expired CBBC, 2016 (continued)

Code	CBBC	Last trading date	Delisted date
62815	SGA Societe Generale Acceptance N.V.-HSI R Bear CBBC Jul16 I	2016/03/02	2016/03/03
61679	UBS AG – HSI R Bear CBBC May 2016 Y	2016/03/02	2016/03/03
61777	UBS AG – HSI R Bear CBBC Jun 2016 H	2016/03/02	2016/03/03
62852	Goldman Sachs SP (Asia) – HSI R Bear CBBC Jul 2016 B	2016/03/02	2016/03/03
60917	HK Bank – HSI R Bear CBBC Mar 2017 A	2016/03/02	2016/03/03
67440	HK Bank – TCH R Bear CBBC Aug 2016 C	2016/03/02	2016/03/03
61015	SGA Societe Generale Acceptance N.V.-HSI R Bear CBBC May16 W	2016/03/02	2016/03/03
61105	J P Morgan SP BV – HSI R Bear CBBC Jul 2016 O	2016/03/02	2016/03/03
61180	UBS AG – HSI R Bear CBBC May 2016 P	2016/03/02	2016/03/03
61189	Goldman Sachs SP (Asia) – HSI R Bear CBBC May 2016 A	2016/03/02	2016/03/03
62844	J P Morgan SP BV – HSI R Bear CBBC Jul 2016 Y	2016/03/02	2016/03/03
61289	Credit Suisse AG – HSI R Bear CBBC Jul 2016 I	2016/03/02	2016/03/03
62843	J P Morgan SP BV – HSI R Bear CBBC Jun 2016 P	2016/03/02	2016/03/03
61497	Credit Suisse AG – HSI R Bear CBBC Jun 2016 Z	2016/03/02	2016/03/03
61320	Goldman Sachs SP (Asia) – HSI R Bear CBBC May 2016 D	2016/03/02	2016/03/03
61321	Goldman Sachs SP (Asia) – HSI R Bear CBBC May 2016 E	2016/03/02	2016/03/03
61379	UBS AG – HSI R Bear CBBC Jun 2016 F	2016/03/02	2016/03/03
61382	J P Morgan SP BV – Tencent R Bear CBBC Oct 2016 A	2016/03/02	2016/03/03
62830	Credit Suisse AG – HSI R Bear CBBC Jul 2016 N	2016/03/02	2016/03/03
61473	SGA Societe Generale Acceptance N.V.-HSI R Bear CBBC May16 B	2016/03/02	2016/03/03
61491	BNP Paribas Arbit Issu B.V. – HSI R Bear CBBC Jun 2016 Q	2016/03/02	2016/03/03
62829	Credit Suisse AG – HSI R Bear CBBC Jun 2016 W	2016/03/02	2016/03/03
68578	Credit Suisse AG – HSI R Bear CBBC Apr 2016 H	2016/03/02	2016/03/03
62817	Goldman Sachs SP (Asia) – HSI R Bear CBBC Jul 2016 A	2016/03/02	2016/03/03
68597	UBS AG – HSI R Bear CBBC Apr 2016 X	2016/03/02	2016/03/03
62493	J P Morgan SP BV – HSI R Bear CBBC Jul 2016 V	2016/03/02	2016/03/03
68269	BNP Paribas Arbit Issu B.V. – HSI R Bear CBBC May 2016 W	2016/03/02	2016/03/03
68265	UBS AG – HSI R Bear CBBC May 2016 M	2016/03/02	2016/03/03
68227	UBS AG – HSI R Bear CBBC Apr 2016 T	2016/03/02	2016/03/03
62797	Credit Suisse AG – HSI R Bear CBBC Jun 2016 N	2016/03/02	2016/03/03
62794	SGA Societe Generale Acceptance N.V.-HSI R Bear CBBC Aug16 L	2016/03/02	2016/03/03
68316	J P Morgan SP BV – HSI R Bear CBBC May 2016 Y	2016/03/02	2016/03/03
68051	SGA Societe Generale Acceptance N.V.-HSI R Bear CBBC Jun16 P	2016/03/02	2016/03/03
68415	HK Bank – HSI R Bear CBBC Aug 2016 P	2016/03/02	2016/03/03
68166	Credit Suisse AG – HSI R Bear CBBC Jun 2016 M	2016/03/02	2016/03/03
62764	Goldman Sachs SP (Asia) – HSI R Bear CBBC May 2016 R	2016/03/02	2016/03/03
68117	BNP Paribas Arbit Issu B.V. – HSI R Bear CBBC Jun 2016 E	2016/03/02	2016/03/03
62745	UBS AG – HSI R Bear CBBC May 2016 S	2016/03/02	2016/03/03
62721	J P Morgan SP BV – HSI R Bear CBBC May 2016 Z	2016/03/02	2016/03/03
62705	Goldman Sachs SP (Asia) – HSI R Bear CBBC May 2016 Q	2016/03/02	2016/03/03
62706	BNP Paribas Arbit Issu B.V. – HSI R Bear CBBC Jul 2016 B	2016/03/02	2016/03/03
62577	UBS AG – HSI R Bear CBBC May 2016 V	2016/03/02	2016/03/03
62801	J P Morgan SP BV – HSI R Bear CBBC Aug 2016 I	2016/03/02	2016/03/03
61814	Macquarie Bank Ltd. – HSI R Bear CBBC Oct 2016 A	2016/03/02	2016/03/03
61817	Macquarie Bank Ltd. – HSI R Bear CBBC Aug 2016 E	2016/03/02	2016/03/03
61862	J P Morgan SP BV – HSI R Bear CBBC Jul 2016 P	2016/03/02	2016/03/03
68817	SGA Societe Generale Acceptance N.V.-HSI R Bear CBBC Jul16 E	2016/03/02	2016/03/03
61905	Credit Suisse AG – HSI R Bear CBBC May 2016 V	2016/03/02	2016/03/03
68816	SGA Societe Generale Acceptance N.V.-HSI R Bear CBBC Jun16 N	2016/03/02	2016/03/03
61972	SGA Societe Generale Acceptance N.V.-HSI R Bear CBBC Jul16 V	2016/03/02	2016/03/03
68310	J P Morgan SP BV – HSI R Bear CBBC May 2016 X	2016/03/02	2016/03/03
62118	Goldman Sachs SP (Asia) – HSI R Bear CBBC May 2016 L	2016/03/02	2016/03/03
68864	J P Morgan SP BV – HSI R Bear CBBC Jun 2016 G	2016/03/02	2016/03/03
62800	J P Morgan SP BV – HSI R Bear CBBC Jun 2016 O	2016/03/02	2016/03/03
68642	SGA Societe Generale Acceptance N.V.-HSI R Bear CBBC Apr16 Z	2016/03/02	2016/03/03
68634	BNP Paribas Arbit Issu B.V. – HSI R Bear CBBC Jun 2016 G	2016/03/02	2016/03/03
62591	Goldman Sachs SP (Asia) – HSI R Bear CBBC May 2016 P	2016/03/02	2016/03/03
68593	UBS AG – HSI R Bear CBBC Apr 2016 W	2016/03/02	2016/03/03
62249	HK Bank – AIA R Bear CBBC Jun 2017 A	2016/03/02	2016/03/03
68451	SGA Societe Generale Acceptance N.V.-HSI R Bear CBBC Apr16 Q	2016/03/02	2016/03/03
68742	HK Bank – HSI R Bear CBBC Oct 2016 H	2016/03/02	2016/03/03
69322	Macquarie Bank Ltd. – HSI R Bear CBBC Jul 2016 L	2016/03/02	2016/03/03
69565	HK Bank – HSCEI R Bear CBBC Nov 2016 C	2016/03/02	2016/03/03
69634	J P Morgan SP BV – HSI R Bear CBBC Jul 2016 G	2016/03/02	2016/03/03
69913	Goldman Sachs SP (Asia) – HSI R Bear CBBC Apr 2016 P	2016/03/02	2016/03/03
69301	Credit Suisse AG – HSI R Bear CBBC Jun 2016 P	2016/03/02	2016/03/03
60042	Credit Suisse AG – HSI R Bear CBBC May 2016 X	2016/03/02	2016/03/03
64794	HK Bank – Sands China R Bear CBBC Nov 2016 D	2016/03/02	2016/03/03
60072	J P Morgan SP BV – HSI R Bear CBBC Jun 2016 K	2016/03/02	2016/03/03
69212	J P Morgan SP BV – HSI R Bear CBBC Jul 2016 D	2016/03/02	2016/03/03
60223	BNP Paribas Arbit Issu B.V. – HSCEI R Bear CBBC Jun 2016 C	2016/03/02	2016/03/03
69187	Credit Suisse AG – HSI R Bear CBBC May 2016 U	2016/03/02	2016/03/03
62822	UBS AG – HSI R Bear CBBC Jun 2016 T	2016/03/02	2016/03/03
62923	J P Morgan SP BV – HSI R Bear CBBC Jul 2016 Z	2016/03/03	2016/03/04
62854	J P Morgan SP BV – CNOOC R Bear CBBC Feb 2017 A	2016/03/03	2016/03/04
62873	Macquarie Bank Ltd. – HSI R Bear CBBC Oct 2016 B	2016/03/03	2016/03/04
62922	J P Morgan SP BV – HSI R Bear CBBC Jun 2016 Q	2016/03/03	2016/03/04
62915	UBS AG – HSI R Bear CBBC Jul 2016 A	2016/03/03	2016/03/04
62914	UBS AG – HSI R Bear CBBC Jun 2016 W	2016/03/03	2016/03/04
62913	UBS AG – HSI R Bear CBBC Jun 2016 V	2016/03/03	2016/03/04
62890	Credit Suisse AG – HSI R Bear CBBC Jul 2016 O	2016/03/03	2016/03/04
62888	Credit Suisse AG – HSI R Bear CBBC Jun 2016 X	2016/03/03	2016/03/04
60621	HK Bank – Galaxy Ent R Bear CBBC Jun 2016 B	2016/03/03	2016/03/04
62868	SGA Societe Generale Acceptance N.V.-HSI R Bear CBBC Jul16 M	2016/03/03	2016/03/04
62865	SGA Societe Generale Acceptance N.V.-HSI R Bear CBBC Jul16 L	2016/03/03	2016/03/04
62862	Goldman Sachs SP (Asia) – HSI R Bear CBBC Jul 2016 C	2016/03/03	2016/03/04
62860	HK Bank – HSCEI R Bear CBBC Dec 2016 B	2016/03/03	2016/03/04

List of expired CBBC, 2016 (continued)

Code	CBBC	Last trading date	Delisted date
62925	Goldman Sachs SP (Asia) – HSI R Bear CBBC Jul 2016 D	2016/03/03	2016/03/04
62856	HK Bank – HSI R Bear CBBC Nov 2016 F	2016/03/03	2016/03/04
62875	Macquarie Bank Ltd. – HSI R Bear CBBC Aug 2016 H	2016/03/03	2016/03/04
68708	J P Morgan SP BV – Tencent R Bear CBBC Nov 2016 A	2016/03/03	2016/03/04
62857	HK Bank – HSI R Bear CBBC Dec 2016 F	2016/03/03	2016/03/04
62870	BNP Paribas Arbit Issu B.V. – HSI R Bear CBBC Jun 2016 J	2016/03/03	2016/03/04
68489	BNP Paribas Arbit Issu B.V. – HSI R Bear CBBC May 2016 X	2016/03/04	2016/03/07
69496	J P Morgan SP BV – HSCEI R Bear CBBC Apr 2016 N	2016/03/04	2016/03/07
69533	J P Morgan SP BV – HSI R Bear CBBC Jul 2016 E	2016/03/04	2016/03/07
69918	Goldman Sachs SP (Asia) – HSI R Bear CBBC Apr 2016 Q	2016/03/04	2016/03/07
68057	SGA Societe Generale Acceptance N.V.-HSI R Bear CBBC Jun16 Q	2016/03/04	2016/03/07
68121	BNP Paribas Arbit Issu B.V. – HSI R Bear CBBC Jun 2016 F	2016/03/04	2016/03/07
69174	SGA Societe Generale Acceptance N.V.-HSI R Bear CBBC Jul16 H	2016/03/04	2016/03/07
68164	Credit Suisse AG – HSI R Bear CBBC May 2016 B	2016/03/04	2016/03/07
68229	UBS AG – HSI R Bear CBBC May 2016 K	2016/03/04	2016/03/07
63348	HK Bank – CNOOC R Bear CBBC Nov 2016 A	2016/03/04	2016/03/07
68463	SGA Societe Generale Acceptance N.V.-HSI R Bear CBBC Apr16 T	2016/03/04	2016/03/07
62724	J P Morgan SP BV – HSI R Bear CBBC May 2016 A	2016/03/04	2016/03/07
62255	HK Bank – Ping An R Bear CBBC Oct 2017 A	2016/03/04	2016/03/07
68587	Credit Suisse AG – HSI R Bear CBBC Jun 2016 O	2016/03/04	2016/03/07
68680	J P Morgan SP BV – HSI R Bear CBBC Jun 2016 F	2016/03/04	2016/03/07
68867	J P Morgan SP BV – HSI R Bear CBBC Jul 2016 B	2016/03/04	2016/03/07
60233	UBS AG – HSCEI R Bear CBBC Apr 2016 D	2016/03/04	2016/03/07
68916	UBS AG – HSI R Bear CBBC Apr 2016 Z	2016/03/04	2016/03/07
68945	Credit Suisse AG – HSI R Bear CBBC May 2016 A	2016/03/04	2016/03/07
60317	Macquarie Bank Ltd. – HSI R Bear CBBC Aug 2016 A	2016/03/04	2016/03/07
61322	Goldman Sachs SP (Asia) – HSI R Bear CBBC May 2016 F	2016/03/04	2016/03/07
69113	HK Bank – HSI R Bear CBBC Sep 2016 L	2016/03/04	2016/03/07
68339	J P Morgan SP BV – HSI R Bear CBBC Jun 2016 B	2016/03/04	2016/03/07
62977	J P Morgan SP BV – HSI R Bear CBBC Jun 2016 R	2016/03/04	2016/03/07
62972	UBS AG – HSI R Bear CBBC Jul 2016 C	2016/03/04	2016/03/07
62940	SGA Societe Generale Acceptance N.V.-HSI R Bear CBBC Aug16 N	2016/03/04	2016/03/07
62942	BNP Paribas Arbit Issu B.V. – HSI R Bear CBBC Jul 2016 C	2016/03/04	2016/03/07
62944	Credit Suisse AG – HSI R Bear CBBC Jul 2016 P	2016/03/04	2016/03/07
62978	J P Morgan SP BV – HSI R Bear CBBC Jul 2016 K	2016/03/04	2016/03/07
62938	SGA Societe Generale Acceptance N.V.-HSI R Bear CBBC Aug16 M	2016/03/04	2016/03/07
62945	Credit Suisse AG – HSI R Bear CBBC Jun 2016 Y	2016/03/04	2016/03/07
62960	UBS AG – HSI R Bear CBBC Jun 2016 X	2016/03/04	2016/03/07
62970	UBS AG – HSI R Bear CBBC Jul 2016 B	2016/03/04	2016/03/07
62943	BNP Paribas Arbit Issu B.V. – HSI R Bear CBBC Jun 2016 K	2016/03/04	2016/03/07
68493	Macquarie Bank Ltd. – HSI R Bear CBBC Jul 2016 H	2016/03/07	2016/03/08
68059	SGA Societe Generale Acceptance N.V.-HSI R Bear CBBC Apr16 P	2016/03/07	2016/03/08
69221	J P Morgan SP BV – HSI R Bear CBBC Jun 2017 A	2016/03/07	2016/03/08
68163	Credit Suisse AG – HSI R Bear CBBC May 2016 R	2016/03/07	2016/03/08
68126	BNP Paribas Arbit Issu B.V. – HSI R Bear CBBC May 2016 V	2016/03/07	2016/03/08
68421	HK Bank – HSI R Bear CBBC Sep 2016 K	2016/03/07	2016/03/08
64884	HK Bank – CNOOC R Bear CBBC Jul 2016 B	2016/03/07	2016/03/08
68423	HK Bank – HSCEI R Bear CBBC Sep 2016 E	2016/03/07	2016/03/08
68598	UBS AG – HSI R Bear CBBC Apr 2016 Y	2016/03/07	2016/03/08
63003	SGA Societe Generale Acceptance N.V.-HSI R Bear CBBC Aug16 O	2016/03/07	2016/03/08
60506	Credit Suisse AG – HSCEI R Bear CBBC May 2016 C	2016/03/07	2016/03/08
61328	Goldman Sachs SP (Asia) – HSI R Bear CBBC May 2016 G	2016/03/07	2016/03/08
63027	UBS AG – HSI R Bear CBBC Jun 2016 Y	2016/03/07	2016/03/08
68922	UBS AG – HSI R Bear CBBC Apr 2016 A	2016/03/07	2016/03/08
63024	Credit Suisse AG – HSI R Bear CBBC Aug 2016 D	2016/03/07	2016/03/08
63005	SGA Societe Generale Acceptance N.V.-HSI R Bear CBBC Aug16 P	2016/03/07	2016/03/08
68701	J P Morgan SP BV – HSI R Bear CBBC Jul 2016 A	2016/03/07	2016/03/08
68819	SGA Societe Generale Acceptance N.V.-HSI R Bear CBBC Jul16 F	2016/03/07	2016/03/08
68756	HK Bank – PetCh R Bear CBBC Dec 2016 C	2016/03/07	2016/03/08
69626	BNP Paribas Arbit Issu B.V. – HSCEI R Bear CBBC May 2016 G	2016/03/07	2016/03/08
63019	J P Morgan SP BV – HSI R Bear CBBC Jun 2016 S	2016/03/07	2016/03/08
63046	J P Morgan SP BV – HSI R Bear CBBC Aug 2016 J	2016/03/08	2016/03/09
63041	UBS AG – HSI R Bear CBBC Jul 2016 D	2016/03/08	2016/03/09
68750	HK Bank – Sinopec Corp R Bear CBBC Dec 2016 B	2016/03/08	2016/03/09
63028	HK Bank – HSI R Bear CBBC Nov 2016 G	2016/03/08	2016/03/09
63040	SGA Societe Generale Acceptance N.V.-HSI R Bear CBBC Jul16 G	2016/03/08	2016/03/09
63029	HK Bank – HSCEI R Bear CBBC Nov 2016 D	2016/03/08	2016/03/09
63038	Credit Suisse AG – HSI R Bear CBBC Aug 2016 E	2016/03/08	2016/03/09
63245	UBS AG – HSI R Bull CBBC Sep 2017 A	2016/03/09	2016/03/10
63238	UBS AG – HSI R Bear CBBC Jun 2016 C	2016/03/09	2016/03/10
63247	UBS AG – HSI R Bull CBBC Mar 2017 M	2016/03/09	2016/03/10
63166	Credit Suisse AG – HSI R Bull CBBC Dec 2016 Q	2016/03/09	2016/03/10
63063	BNP Paribas Arbit Issu B.V. – HSI R Bear CBBC Jul 2016 F	2016/03/09	2016/03/10
63067	SGA Societe Generale Acceptance N.V.-HSI R Bear CBBC Jul16 J	2016/03/09	2016/03/10
63076	SGA Societe Generale Acceptance N.V.-HSI R Bear CBBC Jul16 K	2016/03/09	2016/03/10
63189	Goldman Sachs SP (Asia) – HSI R Bull CBBC May 2017 F	2016/03/09	2016/03/10
63078	SGA Societe Generale Acceptance N.V.-HSI R Bear CBBC Jul16 N	2016/03/09	2016/03/10
63115	SGA Societe Generale Acceptance N.V.-HSI R Bull CBBC Oct16 P	2016/03/09	2016/03/10
63119	SGA Societe Generale Acceptance N.V.-HSI R Bear CBBC Jul16 O	2016/03/09	2016/03/10
63129	BNP Paribas Arbit Issu B.V. – HSI R Bear CBBC Jun 2016 L	2016/03/09	2016/03/10
63152	Credit Suisse AG – HSI R Bear CBBC Jul 2016 Q	2016/03/09	2016/03/10
63219	UBS AG – HSI R Bear CBBC Jun 2016 B	2016/03/09	2016/03/10
63159	Credit Suisse AG – HSI R Bear CBBC Jul 2016 R	2016/03/09	2016/03/10
63195	J P Morgan SP BV – HSI R Bear CBBC Jun 2016 X	2016/03/09	2016/03/10
63167	BNP Paribas Arbit Issu B.V. – HSI R Bull CBBC Nov 2016 X	2016/03/09	2016/03/10
63060	BNP Paribas Arbit Issu B.V. – HSI R Bear CBBC Jul 2016 D	2016/03/09	2016/03/10
63176	BNP Paribas Arbit Issu B.V. – HSI R Bull CBBC Dec 2016 I	2016/03/09	2016/03/10

List of expired CBBC, 2016 (continued)

Code	CBBC	Last trading date	Delisted date
63190	J P Morgan SP BV – HSI R Bear CBBC Jun 2016 T	2016/03/09	2016/03/10
63196	J P Morgan SP BV – HSI R Bull CBBC Feb 2017 U	2016/03/09	2016/03/10
63213	UBS AG – HSI R Bear CBBC Jun 2016 Z	2016/03/09	2016/03/10
63215	UBS AG – HSI R Bear CBBC Jun 2016 A	2016/03/09	2016/03/10
63061	BNP Paribas Arbit Issu B.V. – HSI R Bear CBBC Jul 2016 E	2016/03/09	2016/03/10
63218	UBS AG – HSI R Bear CBBC Jul 2016 E	2016/03/09	2016/03/10
63158	Credit Suisse AG – HSI R Bear CBBC Jun 2016 B	2016/03/09	2016/03/10
63193	J P Morgan SP BV – HSI R Bear CBBC Jun 2016 U	2016/03/09	2016/03/10
63307	SGA Societe Generale Acceptance N.V.-HSI R Bear CBBC Aug16 T	2016/03/10	2016/03/11
63351	Credit Suisse AG – HSI R Bull CBBC Nov 2016 Z	2016/03/10	2016/03/11
63361	Credit Suisse AG – HSI R Bear CBBC Jun 2016 A	2016/03/10	2016/03/11
63322	UBS AG – HSI R Bull CBBC Apr 2017 N	2016/03/10	2016/03/11
63279	Goldman Sachs SP (Asia) – HSI R Bear CBBC Jul 2016 H	2016/03/10	2016/03/11
63239	UBS AG – HSI R Bear CBBC Jun 2016 D	2016/03/10	2016/03/11
69747	Standard Chartered Bank – HKEX R Bear CBBC Mar 2016 B	2016/03/10	2016/03/14
63342	UBS AG – HSI R Bear CBBC Jul 2016 G	2016/03/10	2016/03/11
63463	Goldman Sachs SP (Asia) – HSI R Bull CBBC May 2017 I	2016/03/11	2016/03/14
63379	BNP Paribas Arbit Issu B.V. – HSI R Bear CBBC Jul 2016 G	2016/03/11	2016/03/14
63464	Goldman Sachs SP (Asia) – HSI R Bear CBBC Jul 2016 J	2016/03/11	2016/03/14
63443	Credit Suisse AG – HSI R Bear CBBC Jul 2016 S	2016/03/11	2016/03/14
63458	Credit Suisse AG – HSI R Bull CBBC Oct 2016 S	2016/03/11	2016/03/14
63465	J P Morgan SP BV – HSI R Bear CBBC Jun 2016 Y	2016/03/11	2016/03/14
63475	J P Morgan SP BV – HSI R Bull CBBC Dec 2016 P	2016/03/11	2016/03/14
63455	BNP Paribas Arbit Issu B.V. – HSI R Bull CBBC Nov 2016 U	2016/03/11	2016/03/14
63450	UBS AG – HSI R Bull CBBC Jul 2017 E	2016/03/11	2016/03/14
63446	UBS AG – HSI R Bull CBBC Jun 2017 S	2016/03/11	2016/03/14
63428	UBS AG – HSI R Bear CBBC Jul 2016 H	2016/03/11	2016/03/14
63422	BNP Paribas Arbit Issu B.V. – HSI R Bear CBBC Jun 2016 M	2016/03/11	2016/03/14
63421	Goldman Sachs SP (Asia) – HSI R Bear CBBC Jul 2016 I	2016/03/11	2016/03/14
63399	HK Bank – HSI R Bear CBBC Nov 2016 H	2016/03/11	2016/03/14
63353	J P Morgan SP BV – HSI R Bull CBBC Dec 2016 C	2016/03/11	2016/03/14
63288	SGA Societe Generale Acceptance N.V.-HSI R Bull CBBC Nov16 Y	2016/03/11	2016/03/14
64063	UBS AG – CSOP A50 ETF R Bull CBBC Mar 2016 D	2016/03/11	2016/03/15
67002	Standard Chartered Bank – CSOP A50 ETF R Bear CBBC Mar 2016A	2016/03/11	2016/03/15
60698	HK Bank – A50 R Bear CBBC Mar 2016 A	2016/03/11	2016/03/15
63412	SGA Societe Generale Acceptance N.V.-HSI R Bear CBBC Jun16 R	2016/03/11	2016/03/14
63349	UBS AG – HSI R Bear CBBC Jun 2016 J	2016/03/14	2016/03/15
68986	J P Morgan SP BV – HSI R Bear CBBC Jul 2016 C	2016/03/14	2016/03/15
66697	BNP Paribas Arbit Issu B.V. – HSI R Bear CBBC May 2016 S	2016/03/14	2016/03/15
63526	Goldman Sachs SP (Asia) – HSI R Bear CBBC Jul 2016 K	2016/03/14	2016/03/15
67193	BNP Paribas Arbit Issu B.V. – HSI R Bear CBBC Jun 2016 C	2016/03/14	2016/03/15
67788	HK Bank – HSI R Bear CBBC Nov 2016 D	2016/03/14	2016/03/15
68241	UBS AG – HSI R Bear CBBC Apr 2016 U	2016/03/14	2016/03/15
66558	SGA Societe Generale Acceptance N.V.-HSI R Bear CBBC Jun16 F	2016/03/14	2016/03/15
67961	Macquarie Bank Ltd. – HSI R Bear CBBC Jul 2016 D	2016/03/14	2016/03/15
67127	Credit Suisse AG – HSI R Bear CBBC Jun 2016 J	2016/03/14	2016/03/15
67124	Credit Suisse AG – HSI R Bear CBBC Apr 2016 Z	2016/03/14	2016/03/15
67156	J P Morgan SP BV – HSI R Bear CBBC May 2016 P	2016/03/14	2016/03/15
67000	UBS AG – HSI R Bear CBBC Apr 2016 P	2016/03/14	2016/03/15
68481	SGA Societe Generale Acceptance N.V.-HSI R Bear CBBC Apr16 V	2016/03/14	2016/03/15
67579	Credit Suisse AG – HSI R Bear CBBC May 2016 Q	2016/03/14	2016/03/15
69920	Goldman Sachs SP (Asia) – HSI R Bear CBBC Apr 2016 R	2016/03/14	2016/03/15
69358	UBS AG – HSCEI R Bear CBBC Apr 2016 C	2016/03/14	2016/03/15
67538	J P Morgan SP BV – HSI R Bear CBBC May 2016 U	2016/03/14	2016/03/15
62999	Macquarie Bank Ltd. – HSI R Bear CBBC Sep 2016 B	2016/03/14	2016/03/15
67307	J P Morgan SP BV – Tencent R Bear CBBC Dec 2016 B	2016/03/14	2016/03/15
69638	J P Morgan SP BV – HSI R Bear CBBC Aug 2016 A	2016/03/14	2016/03/15
68060	SGA Societe Generale Acceptance N.V.-HSI R Bear CBBC May16 V	2016/03/14	2016/03/15
67467	SGA Societe Generale Acceptance N.V.-HSI R Bear CBBC Jun16 I	2016/03/14	2016/03/15
67441	HK Bank – TCH R Bear CBBC Oct 2016 G	2016/03/14	2016/03/15
67611	UBS AG – HSI R Bear CBBC Apr 2016 R	2016/03/14	2016/03/15
68592	Credit Suisse AG – HSI R Bear CBBC May 2016 H	2016/03/14	2016/03/15
67157	J P Morgan SP BV – HSI R Bear CBBC May 2016 Q	2016/03/14	2016/03/15
63524	Credit Suisse AG – HSI R Bear CBBC Jun 2016 D	2016/03/14	2016/03/15
63445	Credit Suisse AG – HSI R Bear CBBC Jul 2016 T	2016/03/14	2016/03/15
63516	J P Morgan SP BV – HSI R Bear CBBC Jun 2016 Z	2016/03/14	2016/03/15
63502	UBS AG – HSI R Bear CBBC Jun 2016 I	2016/03/14	2016/03/15
63500	SGA Societe Generale Acceptance N.V.-HSI R Bear CBBC Jul16 R	2016/03/14	2016/03/15
63488	BNP Paribas Arbit Issu B.V. – HSI R Bear CBBC Jul 2016 H	2016/03/14	2016/03/15
61331	Goldman Sachs SP (Asia) – HSI R Bear CBBC May 2016 H	2016/03/14	2016/03/15
66435	HK Bank – HSI R Bear CBBC Aug 2016 O	2016/03/14	2016/03/15
63574	UBS AG – HSI R Bear CBBC Jun 2016 K	2016/03/15	2016/03/16
63543	SGA Societe Generale Acceptance N.V.-HSI R Bear CBBC Jul16 T	2016/03/15	2016/03/16
63554	J P Morgan SP BV – HSI R Bear CBBC Jul 2016 M	2016/03/15	2016/03/16
63553	Credit Suisse AG – HSI R Bear CBBC Jul 2016 V	2016/03/15	2016/03/16
63559	J P Morgan SP BV – HSI R Bear CBBC Jul 2016 F	2016/03/15	2016/03/16
63577	UBS AG – HSI R Bear CBBC Jun 2016 L	2016/03/15	2016/03/16
63579	Goldman Sachs SP (Asia) – HSI R Bear CBBC Jul 2016 L	2016/03/15	2016/03/16
63605	Goldman Sachs SP (Asia) – HSI R Bear CBBC Jul 2016 M	2016/03/16	2016/03/17
63638	UBS AG – HSI R Bear CBBC Jul 2016 K	2016/03/16	2016/03/17
63639	Credit Suisse AG – HSI R Bear CBBC Jun 2016 S	2016/03/16	2016/03/17
63652	BNP Paribas Arbit Issu B.V. – HSI R Bear CBBC Aug 2016 A	2016/03/16	2016/03/17
63614	SGA Societe Generale Acceptance N.V.-HSI R Bear CBBC Aug16 U	2016/03/16	2016/03/17
63611	SGA Societe Generale Acceptance N.V.-HSI R Bear CBBC Jul16 W	2016/03/16	2016/03/17
63606	BNP Paribas Arbit Issu B.V. – HSI R Bear CBBC Jul 2016 I	2016/03/16	2016/03/17
63511	Credit Suisse AG – HSI R Bull CBBC Dec 2016 T	2016/03/16	2016/03/17
63505	UBS AG – HSI R Bull CBBC Jul 2017 F	2016/03/16	2016/03/17

List of expired CBBC, 2016 (continued)

Code	CBBC	Last trading date	Delisted date
63498	SGA Societe Generale Acceptance N.V.-HSI R Bull CBBC Oct16 R	2016/03/16	2016/03/17
63580	HK Bank – HSI R Bear CBBC Dec 2016 J	2016/03/16	2016/03/17
63658	J P Morgan SP BV – HSI R Bear CBBC Jun 2016 E	2016/03/16	2016/03/17
63620	UBS AG – HSI R Bear CBBC Jun 2016 M	2016/03/16	2016/03/17
68138	BNP Paribas Arbit Issu B.V. – HSCEI R Bear CBBC Jun 2016 A	2016/03/17	2016/03/18
68156	Credit Suisse AG – HSI R Bear CBBC Apr 2016 X	2016/03/17	2016/03/18
68341	J P Morgan SP BV – HSI R Bear CBBC Jun 2016 C	2016/03/17	2016/03/18
69939	Goldman Sachs SP (Asia) – HSI R Bear CBBC Apr 2016 S	2016/03/17	2016/03/18
68355	J P Morgan SP BV – HSCEI R Bear CBBC May 2016 C	2016/03/17	2016/03/18
67580	Credit Suisse AG – HSI R Bear CBBC May 2016 O	2016/03/17	2016/03/18
63546	SGA Societe Generale Acceptance N.V.-HSI R Bear CBBC Sep16 B	2016/03/17	2016/03/18
67706	J P Morgan SP BV – HSI R Bear CBBC May 2016 V	2016/03/17	2016/03/18
61280	SGA Societe Generale Acceptance N.V.-HSI R Bear CBBC Aug16 B	2016/03/17	2016/03/18
63686	SGA Societe Generale Acceptance N.V.-HSI R Bear CBBC Aug16 V	2016/03/17	2016/03/18
60311	Macquarie Bank Ltd. – HSI R Bear CBBC Jul 2016 N	2016/03/17	2016/03/18
63691	UBS AG – HSI R Bear CBBC Jun 2016 N	2016/03/17	2016/03/18
63700	J P Morgan SP BV – HSI R Bear CBBC Jun 2016 I	2016/03/17	2016/03/18
63692	UBS AG – HSI R Bear CBBC Jul 2016 L	2016/03/17	2016/03/18
63698	Credit Suisse AG – HSI R Bear CBBC Jun 2016 T	2016/03/17	2016/03/18
63242	UBS AG – HSI R Bear CBBC Jul 2016 F	2016/03/17	2016/03/18
67009	UBS AG – HSI R Bear CBBC May 2016 F	2016/03/17	2016/03/18
63080	SGA Societe Generale Acceptance N.V.-HSI R Bear CBBC Aug16 Q	2016/03/17	2016/03/18
67562	BNP Paribas Arbit Issu B.V. – HSI R Bear CBBC Jun 2016 D	2016/03/17	2016/03/18
67476	SGA Societe Generale Acceptance N.V.-HSI R Bear CBBC Apr16 J	2016/03/17	2016/03/18
66693	UBS AG – Tencent R Bear CBBC Jun 2016 B	2016/03/18	2016/03/21
66561	SGA Societe Generale Acceptance N.V.-HSI R Bear CBBC Jun16 D	2016/03/18	2016/03/21
66537	HK Bank – HSCEI R Bear CBBC Aug 2016 J	2016/03/18	2016/03/21
60929	HK Bank – HSI R Bear CBBC Mar 2017 B	2016/03/18	2016/03/21
63525	Credit Suisse AG – HSI R Bear CBBC Jul 2016 U	2016/03/18	2016/03/21
63711	BNP Paribas Arbit Issu B.V. – HSI R Bear CBBC Jul 2016 J	2016/03/18	2016/03/21
63718	BNP Paribas Arbit Issu B.V. – HSI R Bear CBBC Aug 2016 B	2016/03/18	2016/03/21
64908	HK Bank – A50 R Bear CBBC Mar 2016 D	2016/03/18	2016/03/22
67618	UBS AG – HSI R Bear CBBC May 2016 I	2016/03/18	2016/03/21
63720	Credit Suisse AG – HSI R Bear CBBC Jun 2016 Q	2016/03/18	2016/03/21
64070	UBS AG – A50 China R Bull CBBC Mar 2016 F	2016/03/18	2016/03/22
62484	HK Bank – TCH R Bear CBBC Jul 2016 H	2016/03/18	2016/03/21
62180	HK Bank – TCH R Bear CBBC Jun 2016 D	2016/03/18	2016/03/21
63725	UBS AG – HSI R Bear CBBC Jun 2016 G	2016/03/18	2016/03/21
65031	HK Bank – Galaxy Ent R Bear CBBC Nov 2016 C	2016/03/18	2016/03/21
64785	HK Bank – Sands China R Bear CBBC Dec 2016 C	2016/03/18	2016/03/21
69228	J P Morgan SP BV – Tencent R Bear CBBC Feb 2017 A	2016/03/18	2016/03/21
60714	HK Bank – CSOP A50 ETF R Bear CBBC Mar 2016 A	2016/03/18	2016/03/22
63747	J P Morgan SP BV – HSI R Bear CBBC Jun 2016 J	2016/03/18	2016/03/21
62994	J P Morgan SP BV – Sands China R Bear CBBC Dec 2016 A	2016/03/18	2016/03/21
68798	HK Bank – Sands China R Bear CBBC Apr 2016 B	2016/03/18	2016/03/21
61384	J P Morgan SP BV – A50 China R Bear CBBC Oct 2016 A	2016/03/18	2016/03/21
63473	J P Morgan SP BV – HKEX R Bear CBBC Jul 2016 D	2016/03/21	2016/03/22
63846	J P Morgan SP BV – HSI R Bear CBBC Jun 2016 L	2016/03/21	2016/03/22
67966	Macquarie Bank Ltd. – HSI R Bear CBBC Jul 2016 E	2016/03/21	2016/03/22
63809	UBS AG – HSI R Bear CBBC Jun 2016 P	2016/03/21	2016/03/22
63808	UBS AG – HSI R Bear CBBC Jun 2016 O	2016/03/21	2016/03/22
66703	BNP Paribas Arbit Issu B.V. – HSI R Bear CBBC May 2016 T	2016/03/21	2016/03/22
63780	Goldman Sachs SP (Asia) – HSI R Bear CBBC Jul 2016 N	2016/03/21	2016/03/22
63778	Credit Suisse AG – HSI R Bear CBBC Jun 2016 R	2016/03/21	2016/03/22
63777	Credit Suisse AG – HSI R Bear CBBC Jun 2016 U	2016/03/21	2016/03/22
63765	SGA Societe Generale Acceptance N.V.-HSI R Bear CBBC Jun16 S	2016/03/21	2016/03/22
63760	SGA Societe Generale Acceptance N.V.-HSI R Bear CBBC Jul16 X	2016/03/21	2016/03/22
63758	BNP Paribas Arbit Issu B.V. – HSI R Bear CBBC Jul 2016 L	2016/03/21	2016/03/22
63757	BNP Paribas Arbit Issu B.V. – HSI R Bear CBBC Jul 2016 K	2016/03/21	2016/03/22
63811	UBS AG – HSI R Bear CBBC Jun 2016 Q	2016/03/21	2016/03/22
63474	J P Morgan SP BV – HSI R Bear CBBC Aug 2016 K	2016/03/21	2016/03/22
63849	J P Morgan SP BV – HSI R Bear CBBC Jun 2016 M	2016/03/21	2016/03/22
63439	UBS AG – HSI R Bear CBBC Jul 2016 I	2016/03/21	2016/03/22
67585	Credit Suisse AG – HSI R Bear CBBC May 2016 P	2016/03/21	2016/03/22
61570	Goldman Sachs SP (Asia) – HSI R Bear CBBC May 2016 J	2016/03/21	2016/03/22
60616	J P Morgan SP BV – HKEX R Bear CBBC Jan 2017 A	2016/03/21	2016/03/22
60764	HK Bank – HKEX R Bear CBBC Jun 2017 A	2016/03/21	2016/03/22
67477	SGA Societe Generale Acceptance N.V.-HSI R Bear CBBC Apr16 F	2016/03/21	2016/03/22
60828	Credit Suisse AG – HKEX R Bear CBBC Jul 2016 A	2016/03/21	2016/03/22
68072	SGA Societe Generale Acceptance N.V.-HSI R Bear CBBC Jul16 D	2016/03/21	2016/03/22
60073	J P Morgan SP BV – HSI R Bear CBBC Jul 2016 J	2016/03/21	2016/03/22
68242	UBS AG – HSI R Bear CBBC Apr 2016 V	2016/03/21	2016/03/22
63548	SGA Societe Generale Acceptance N.V.-HSI R Bear CBBC Sep16 C	2016/03/21	2016/03/22
67164	J P Morgan SP BV – HSI R Bear CBBC May 2016 R	2016/03/21	2016/03/22
67122	Credit Suisse AG – HSI R Bear CBBC Jun 2016 I	2016/03/21	2016/03/22
63908	UBS AG – HSI R Bear CBBC Jun 2016 R	2016/03/22	2016/03/23
63903	SGA Societe Generale Acceptance N.V.-HSI R Bear CBBC Jun16 N	2016/03/22	2016/03/23
63915	Credit Suisse AG – HSI R Bear CBBC Jun 2016 C	2016/03/22	2016/03/23
63914	Credit Suisse AG – HSI R Bear CBBC Jun 2016 V	2016/03/22	2016/03/23
63918	J P Morgan SP BV – HSI R Bear CBBC Jun 2016 N	2016/03/22	2016/03/23
63912	UBS AG – HSI R Bear CBBC Jun 2016 S	2016/03/22	2016/03/23
63853	J P Morgan SP BV – COVS R Bull CBBC Nov 2016 A	2016/03/22	2016/03/23
66757	HK Bank – A50 R Bear CBBC Mar 2016 E	2016/03/22	2016/03/24
63890	Goldman Sachs SP (Asia) – HSI R Bear CBBC Jul 2016 O	2016/03/22	2016/03/23
63896	BNP Paribas Arbit Issu B.V. – HSI R Bear CBBC Aug 2016 C	2016/03/22	2016/03/23
63951	Credit Suisse AG – HSI R Bear CBBC Jun 2016 N	2016/03/23	2016/03/24
63958	J P Morgan SP BV – HSI R Bear CBBC Jun 2016 H	2016/03/23	2016/03/24

List of expired CBBC, 2016 (continued)

Code	CBBC	Last trading date	Delisted date
63946	UBS AG – HSI R Bear CBBC Jun 2016 F	2016/03/23	2016/03/24
63944	SGA Societe Generale Acceptance N.V.-HSI R Bear CBBC Jul16 E	2016/03/23	2016/03/24
63942	SGA Societe Generale Acceptance N.V.-HSI R Bear CBBC Jun16 P	2016/03/23	2016/03/24
63928	Credit Suisse AG – HSI R Bear CBBC Jun 2016 M	2016/03/23	2016/03/24
63947	UBS AG – HSI R Bear CBBC Jun 2016 H	2016/03/23	2016/03/24
63931	Goldman Sachs SP (Asia) – HSI R Bear CBBC Jun 2016 A	2016/03/23	2016/03/24
63851	J P Morgan SP BV – HSI R Bull CBBC Dec 2016 E	2016/03/24	2016/03/29
64074	UBS AG – HSI R Bull CBBC Sep 2017 D	2016/03/24	2016/03/29
64069	UBS AG – HSI R Bull CBBC Jul 2017 I	2016/03/24	2016/03/29
64064	Credit Suisse AG – HSI R Bull CBBC Jun 2017 J	2016/03/24	2016/03/29
63887	Credit Suisse AG – HSI R Bull CBBC Jun 2017 F	2016/03/24	2016/03/29
64042	J P Morgan SP BV – HSI R Bull CBBC Jun 2017 I	2016/03/24	2016/03/29
64039	J P Morgan SP BV – HSI R Bear CBBC Jun 2016 G	2016/03/24	2016/03/29
64030	Goldman Sachs SP (Asia) – HSI R Bull CBBC Jun 2017 R	2016/03/24	2016/03/29
64019	SGA Societe Generale Acceptance N.V.-HSI R Bull CBBC Oct16 Z	2016/03/24	2016/03/29
64018	SGA Societe Generale Acceptance N.V.-HSI R Bull CBBC Oct16 Y	2016/03/24	2016/03/29
63994	BNP Paribas Arbit Issu B.V. – HSI R Bull CBBC May 2017 D	2016/03/24	2016/03/29
63990	Credit Suisse AG – HSI R Bear CBBC Jun 2016 P	2016/03/24	2016/03/29
63962	HK Bank – HSI R Bear CBBC Dec 2016 K	2016/03/24	2016/03/29
63789	BNP Paribas Arbit Issu B.V. – HSI R Bull CBBC May 2017 C	2016/03/24	2016/03/29
63904	UBS AG – HSI R Bull CBBC Feb 2017 F	2016/03/24	2016/03/29
63845	Credit Suisse AG – HSI R Bull CBBC Jun 2017 D	2016/03/24	2016/03/29
63751	J P Morgan SP BV – HSBC R Bull CBBC Apr 2017 B	2016/03/24	2016/03/29
63833	Credit Suisse AG – HSI R Bull CBBC Jun 2017 C	2016/03/24	2016/03/29
63822	UBS AG – HSI R Bull CBBC Jun 2017 U	2016/03/24	2016/03/29
63801	SGA Societe Generale Acceptance N.V.-HSI R Bull CBBC Nov16 E	2016/03/24	2016/03/29
63850	J P Morgan SP BV – HSI R Bull CBBC Nov 2016 B	2016/03/24	2016/03/29
63796	SGA Societe Generale Acceptance N.V.-HSI R Bull CBBC Nov16 D	2016/03/24	2016/03/29
63917	J P Morgan SP BV – HSI R Bull CBBC Jun 2017 H	2016/03/24	2016/03/29
63790	BNP Paribas Arbit Issu B.V. – HSI R Bull CBBC Jun 2017 C	2016/03/24	2016/03/29
63784	Goldman Sachs SP (Asia) – HSI R Bull CBBC May 2017 P	2016/03/24	2016/03/29
63885	Credit Suisse AG – HSI R Bull CBBC Jun 2017 E	2016/03/24	2016/03/29
63823	UBS AG – HSI R Bull CBBC May 2017 D	2016/03/24	2016/03/29
64095	Goldman Sachs SP (Asia) – HSI R Bull CBBC Jun 2017 S	2016/03/29	2016/03/30
69620	HK Bank – HSI R Bear CBBC Mar 2016 G	2016/03/29	2016/03/31
63401	UBS AG – HSI R Bear CBBC Mar 2016 B	2016/03/29	2016/03/31
61624	HK Bank – HSI R Bear CBBC Mar 2016 V	2016/03/29	2016/03/31
67938	BNP Paribas Arbit Issu B.V. – HSI R Bear CBBC Mar 2016 R	2016/03/29	2016/03/31
60306	BNP Paribas Arbit Issu B.V. – HSCEI R Bear CBBC Mar 2016 C	2016/03/29	2016/03/31
66399	BNP Paribas Arbit Issu B.V. – HSI R Bear CBBC Mar 2016 D	2016/03/29	2016/03/31
67029	SGA Societe Generale Acceptance N.V.-HSI R Bear CBBC Mar16 B	2016/03/29	2016/03/31
69363	BNP Paribas Arbit Issu B.V. – HSCEI R Bear CBBC Mar 2016 B	2016/03/29	2016/03/31
69036	Credit Suisse AG – HSI R Bear CBBC Mar 2016 M	2016/03/29	2016/03/31
68068	BNP Paribas Arbit Issu B.V. – HSI R Bear CBBC Mar 2016 E	2016/03/29	2016/03/31
69334	BNP Paribas Arbit Issu B.V. – HSI R Bear CBBC Mar 2016 J	2016/03/29	2016/03/31
68075	BNP Paribas Arbit Issu B.V. – HSI R Bear CBBC Mar 2016 G	2016/03/29	2016/03/31
61357	SGA Societe Generale Acceptance N.V.-HKEX R Bear CBBC Mar16A	2016/03/29	2016/03/31
62759	HK Bank – HSI R Bear CBBC Mar 2016 L	2016/03/29	2016/03/31
67561	Credit Suisse AG – HSI R Bear CBBC Mar 2016 B	2016/03/29	2016/03/31
61676	J P Morgan SP BV – HSI R Bear CBBC Mar 2016 S	2016/03/29	2016/03/31
60642	Credit Suisse AG – HSCEI R Bear CBBC Mar 2016 A	2016/03/29	2016/03/31
61213	UBS AG – HSI R Bear CBBC Mar 2016 V	2016/03/29	2016/03/31
61148	Credit Suisse AG – HSI R Bear CBBC Mar 2016 R	2016/03/29	2016/03/31
67965	J P Morgan SP BV – HSI R Bear CBBC Mar 2016 R	2016/03/29	2016/03/31
67022	SGA Societe Generale Acceptance N.V.-HSI R Bear CBBC Mar16 A	2016/03/29	2016/03/31
62753	HK Bank – HSCEI R Bear CBBC Mar 2016 D	2016/03/29	2016/03/31
64080	HK Bank – HSI R Bull CBBC Dec 2016 V	2016/03/29	2016/03/30
68718	Credit Suisse AG – HSI R Bear CBBC Mar 2016 D	2016/03/29	2016/03/31
61617	HK Bank – HSI R Bear CBBC Mar 2016 U	2016/03/29	2016/03/31
60293	SGA Societe Generale Acceptance N.V.-HSI R Bear CBBC Mar16 C	2016/03/29	2016/03/31
60723	UBS AG – HSI R Bear CBBC Mar 2016 O	2016/03/29	2016/03/31
66125	Credit Suisse AG – HSI R Bear CBBC Mar 2016 Z	2016/03/29	2016/03/31
67300	J P Morgan SP BV – HSI R Bear CBBC Mar 2016 L	2016/03/29	2016/03/31
64123	J P Morgan SP BV – HSI R Bull CBBC Feb 2017 Y	2016/03/29	2016/03/30
68716	Credit Suisse AG – HSI R Bear CBBC Mar 2016 C	2016/03/29	2016/03/31
66639	Credit Suisse AG – HSI R Bear CBBC Mar 2016 T	2016/03/29	2016/03/31
65566	Macquarie Bank Ltd. – HSI R Bear CBBC Mar 2016 L	2016/03/29	2016/03/31
68719	Credit Suisse AG – HSI R Bear CBBC Mar 2016 E	2016/03/29	2016/03/31
64119	UBS AG – HSI R Bull CBBC May 2017 E	2016/03/29	2016/03/30
61501	J P Morgan SP BV – HSI R Bear CBBC Mar 2016 Q	2016/03/29	2016/03/31
61444	UBS AG – HSI R Bear CBBC Mar 2016 X	2016/03/29	2016/03/31
64120	Credit Suisse AG – HSI R Bull CBBC Jun 2017 K	2016/03/29	2016/03/30
68720	Credit Suisse AG – HSI R Bear CBBC Mar 2016 F	2016/03/29	2016/03/31
64122	Credit Suisse AG – HSI R Bull CBBC Jun 2017 L	2016/03/29	2016/03/30
68726	Credit Suisse AG – HSI R Bear CBBC Mar 2016 G	2016/03/29	2016/03/31
66479	HK Bank – HSI R Bear CBBC Mar 2016 Z	2016/03/29	2016/03/31
61186	SGA Societe Generale Acceptance N.V.-HSI R Bear CBBC Mar16 H	2016/03/29	2016/03/31
64105	SGA Societe Generale Acceptance N.V.-HSI R Bull CBBC Sep16 V	2016/03/29	2016/03/30
64106	SGA Societe Generale Acceptance N.V.-HSI R Bull CBBC Sep16 K	2016/03/29	2016/03/30
60135	BNP Paribas Arbit Issu B.V. – HSI R Bear CBBC Mar 2016 K	2016/03/29	2016/03/31
61620	UBS AG – HSI R Bear CBBC Mar 2016 G	2016/03/29	2016/03/31
68103	BNP Paribas Arbit Issu B.V. – HSI R Bear CBBC Mar 2016 I	2016/03/29	2016/03/31
66406	BNP Paribas Arbit Issu B.V. – HSCEI R Bear CBBC Mar 2016 A	2016/03/29	2016/03/31
62259	HK Bank – HSI R Bear CBBC Mar 2016 K	2016/03/29	2016/03/31
68070	BNP Paribas Arbit Issu B.V. – HSI R Bear CBBC Mar 2016 F	2016/03/29	2016/03/31
68299	Credit Suisse AG – HSI R Bear CBBC Mar 2016 N	2016/03/29	2016/03/31
68311	Credit Suisse AG – HSI R Bear CBBC Mar 2016 L	2016/03/29	2016/03/31

List of expired CBBC, 2016 (continued)

Code	CBBC	Last trading date	Delisted date
64112	BNP Paribas Arbit Issu B.V. – HSI R Bull CBBC Jun 2017 D	2016/03/29	2016/03/30
68343	J P Morgan SP BV – HSI R Bear CBBC Mar 2016 A	2016/03/29	2016/03/31
61277	SGA Societe Generale Acceptance N.V.-CSA50 R Bear CBBC Mar16A	2016/03/29	2016/03/31
61619	UBS AG – HSI R Bear CBBC Mar 2016 D	2016/03/29	2016/03/31
61618	UBS AG – HSI R Bear CBBC Mar 2016 A	2016/03/29	2016/03/31
68089	BNP Paribas Arbit Issu B.V. – HSI R Bear CBBC Mar 2016 H	2016/03/29	2016/03/31
64131	J P Morgan SP BV – HSI R Bull CBBC Jul 2017 G	2016/03/29	2016/03/30
66196	HK Bank – HSCEI R Bear CBBC Mar 2016 G	2016/03/29	2016/03/31
61040	J P Morgan SP BV – HSI R Bear CBBC Mar 2016 E	2016/03/29	2016/03/31
68460	BNP Paribas Arbit Issu B.V. – HSI R Bear CBBC Mar 2016 W	2016/03/29	2016/03/31
65526	HK Bank – HSI R Bear CBBC Mar 2016 Y	2016/03/29	2016/03/31
62638	Credit Suisse AG – HSI R Bear CBBC Mar 2016 X	2016/03/29	2016/03/31
61279	HK Bank – HSCEI R Bear CBBC Mar 2016 C	2016/03/29	2016/03/31
60938	Credit Suisse AG – HSI R Bear CBBC Mar 2016 P	2016/03/29	2016/03/31
67936	BNP Paribas Arbit Issu B.V. – HSI R Bear CBBC Mar 2016 Y	2016/03/29	2016/03/31
64134	Goldman Sachs SP (Asia) – HSI R Bull CBBC Jun 2017 T	2016/03/29	2016/03/30
62672	UBS AG – HSI R Bear CBBC Mar 2016 C	2016/03/29	2016/03/31
63927	Goldman Sachs SP (Asia) – HSI R Bull CBBC Dec 2016 G	2016/03/29	2016/03/30
69415	J P Morgan SP BV – HSI R Bear CBBC Mar 2016 B	2016/03/29	2016/03/31
64500	Credit Suisse AG – HSI R Bear CBBC Mar 2016 O	2016/03/29	2016/03/31
62673	UBS AG – HSI R Bear CBBC Mar 2016 E	2016/03/29	2016/03/31
60430	Credit Suisse AG – HSI R Bear CBBC Mar 2016 H	2016/03/29	2016/03/31
66201	HK Bank – HSCEI R Bear CBBC Mar 2016 H	2016/03/29	2016/03/31
61974	J P Morgan SP BV – HSCEI R Bear CBBC Mar 2016 A	2016/03/29	2016/03/31
61035	UBS AG – HSI R Bear CBBC Mar 2016 S	2016/03/29	2016/03/31
61033	UBS AG – HSI R Bear CBBC Mar 2016 R	2016/03/29	2016/03/31
62708	Credit Suisse AG – HSCEI R Bear CBBC Mar 2016 B	2016/03/29	2016/03/31
60699	Credit Suisse AG – HSI R Bear CBBC Mar 2016 K	2016/03/29	2016/03/31
60432	Credit Suisse AG – HSI R Bear CBBC Mar 2016 I	2016/03/29	2016/03/31
62824	Credit Suisse AG – HSI R Bear CBBC Mar 2016 Y	2016/03/29	2016/03/31
67094	HK Bank – HSCEI R Bear CBBC Mar 2016 I	2016/03/29	2016/03/31
67859	J P Morgan SP BV – HSI R Bear CBBC Mar 2016 P	2016/03/29	2016/03/31
63966	HK Bank – COVS R Bull CBBC Nov 2016 C	2016/03/29	2016/03/30
64460	UBS AG – HSI R Bear CBBC Mar 2016 H	2016/03/29	2016/03/31
60139	BNP Paribas Arbit Issu B.V. – HSI R Bear CBBC Mar 2016 L	2016/03/29	2016/03/31
61794	UBS AG – HSCEI R Bear CBBC Mar 2016 A	2016/03/29	2016/03/31
69047	HK Bank – HSI R Bear CBBC Mar 2016 T	2016/03/29	2016/03/31
69044	HK Bank – HSI R Bear CBBC Mar 2016 S	2016/03/29	2016/03/31
64951	Macquarie Bank Ltd. – HSI R Bear CBBC Mar 2016 D	2016/03/29	2016/03/31
69397	HK Bank – HSCEI R Bear CBBC Mar 2016 A	2016/03/29	2016/03/31
60746	J P Morgan SP BV – HSI R Bear CBBC Mar 2016 D	2016/03/29	2016/03/31
69398	HK Bank – HSCEI R Bear CBBC Mar 2016 B	2016/03/29	2016/03/31
66629	Macquarie Bank Ltd. – HSI R Bear CBBC Mar 2016 M	2016/03/29	2016/03/31
61260	HK Bank – HSI R Bear CBBC Mar 2016 J	2016/03/29	2016/03/31
67052	Credit Suisse AG – HSI R Bear CBBC Mar 2016 U	2016/03/29	2016/03/31
60797	UBS AG – HSI R Bear CBBC Mar 2016 P	2016/03/29	2016/03/31
66401	J P Morgan SP BV – HSI R Bear CBBC Mar 2016 H	2016/03/29	2016/03/31
60498	J P Morgan SP BV – HSI R Bear CBBC Mar 2016 Z	2016/03/29	2016/03/31
68127	HK Bank – HSI R Bear CBBC Mar 2016 Q	2016/03/29	2016/03/31
63197	UBS AG – HSCEI R Bear CBBC Mar 2016 B	2016/03/29	2016/03/31
60880	BNP Paribas Arbit Issu B.V. – HSI R Bear CBBC Mar 2016 Z	2016/03/29	2016/03/31
63897	SGA Societe Generale Acceptance N.V.-HSI R Bull CBBC Dec16 X	2016/03/29	2016/03/30
66674	J P Morgan SP BV – HSI R Bear CBBC Mar 2016 J	2016/03/29	2016/03/31
60864	Credit Suisse AG – HSI R Bear CBBC Mar 2016 J	2016/03/29	2016/03/31
61629	HK Bank – HSCEI R Bear CBBC Mar 2016 J	2016/03/29	2016/03/31
60872	UBS AG – HSI R Bear CBBC Mar 2016 Q	2016/03/29	2016/03/31
62055	J P Morgan SP BV – HSI R Bear CBBC Mar 2016 O	2016/03/29	2016/03/31
65843	HK Bank – HSI R Bear CBBC Mar 2016 P	2016/03/29	2016/03/31
66773	J P Morgan SP BV – HSI R Bear CBBC Mar 2016 K	2016/03/29	2016/03/31
62432	J P Morgan SP BV – HSI R Bear CBBC Mar 2016 T	2016/03/29	2016/03/31
68897	HK Bank – HSI R Bear CBBC Mar 2016 B	2016/03/29	2016/03/31
63142	BNP Paribas Arbit Issu B.V. -CSOP A50 ETF R Bull CBBC Mar16E	2016/03/30	2016/04/01
64198	Goldman Sachs SP (Asia) – HSI R Bear CBBC Jul 2016 P	2016/03/30	2016/03/31
63149	BNP Paribas Arbit Issu B.V. – A50 Ch R Bull CBBC Mar 2016 D	2016/03/30	2016/04/01
69969	Goldman Sachs SP (Asia) – HSI R Bear CBBC Apr 2016 T	2016/03/30	2016/03/31
61602	Credit Suisse AG – TCH R Bull CBBC Mar 2016 B	2016/03/30	2016/04/01
61587	Credit Suisse AG – Ping An R Bull CBBC Mar 2016 D	2016/03/30	2016/04/01
64199	BNP Paribas Arbit Issu B.V. – HSI R Bear CBBC Jul 2016 M	2016/03/30	2016/03/31
65240	Credit Suisse AG – HKEX R Bear CBBC Mar 2016 B	2016/03/30	2016/04/01
64221	Credit Suisse AG – HSI R Bear CBBC Jun 2016 X	2016/03/30	2016/03/31
63081	SGA Societe Generale Acceptance N.V.-HSI R Bear CBBC Aug16 R	2016/03/30	2016/03/31
64215	SGA Societe Generale Acceptance N.V.-HSI R Bear CBBC Jun16 Q	2016/03/30	2016/03/31
67654	J P Morgan SP BV – HKEX R Bear CBBC Mar 2016 B	2016/03/30	2016/04/01
62557	BNP Paribas Arbit Issu B.V. – A50 Ch R Bull CBBC Mar 2016 C	2016/03/30	2016/04/01
64206	SGA Societe Generale Acceptance N.V.-HSI R Bull CBBC Oct16 M	2016/03/30	2016/03/31
64204	SGA Societe Generale Acceptance N.V.-HSI R Bull CBBC Nov16 J	2016/03/30	2016/03/31
63156	BNP Paribas Arbit Issu B.V. – Ping An R Bull CBBC Mar 2016 B	2016/03/30	2016/04/01
64233	UBS AG – HSI R Bull CBBC Jun 2017 V	2016/03/30	2016/03/31
64047	J P Morgan SP BV – HSI R Bear CBBC Jun 2016 K	2016/03/30	2016/03/31
64092	Credit Suisse AG – HSI R Bear CBBC Jun 2016 Z	2016/03/30	2016/03/31
64225	BNP Paribas Arbit Issu B.V. – HSI R Bull CBBC May 2017 E	2016/03/30	2016/03/31
64113	UBS AG – HSI R Bear CBBC Jun 2016 U	2016/03/30	2016/03/31
64254	J P Morgan SP BV – HSI R Bear CBBC Jul 2016 L	2016/03/30	2016/03/31
63972	BNP Paribas Arbit Issu B.V. – HSI R Bear CBBC Aug 2016 D	2016/03/30	2016/03/31
64238	Credit Suisse AG – HSI R Bull CBBC Jul 2017 A	2016/03/30	2016/03/31
64235	UBS AG – HSI R Bull CBBC Nov 2016 P	2016/03/30	2016/03/31
60156	BNP Paribas Arbit Issu B.V. – A50 R Bear CBBC Mar 2016 A	2016/03/30	2016/04/01

List of expired CBBC, 2016 (continued)

Code	CBBC	Last trading date	Delisted date
67710	J P Morgan SP BV – HSI R Bear CBBC Jun 2016 A	2016/03/30	2016/03/31
66706	BNP Paribas Arbit Issu B.V. – HSI R Bear CBBC Jun 2016 B	2016/03/30	2016/03/31
64218	Goldman Sachs SP (Asia) – HSI R Bull CBBC Jul 2017 A	2016/03/30	2016/03/31
60149	BNP Paribas Arbit Issu B.V. –CSOP A50 ETF R Bear CBBC Mar16A	2016/03/30	2016/04/01
63975	Goldman Sachs SP (Asia) – HSI R Bear CBBC Jun 2016 B	2016/03/30	2016/03/31
62553	BNP Paribas Arbit Issu B.V. –CSOP A50 ETF R Bull CBBC Mar16D	2016/03/30	2016/04/01
64232	UBS AG – HSI R Bear CBBC Jun 2016 Y	2016/03/30	2016/03/31
63992	Credit Suisse AG – HSI R Bear CBBC Jun 2016 W	2016/03/30	2016/03/31
64065	UBS AG – HSI R Bear CBBC Jun 2016 T	2016/03/30	2016/03/31
68153	Credit Suisse AG – HSI R Bear CBBC Jun 2016 L	2016/03/30	2016/03/31
64020	SGA Societe Generale Acceptance N.V.-HSI R Bear CBBC Jul16 I	2016/03/30	2016/03/31
67065	UBS AG – HSI R Bear CBBC Apr 2016 Q	2016/03/30	2016/03/31
62548	BNP Paribas Arbit Issu B.V. –CSOP A50 ETF R Bull CBBC Mar16C	2016/03/30	2016/04/01
66447	HK Bank – HSI R Bear CBBC Oct 2016 G	2016/03/30	2016/03/31
68612	Credit Suisse AG – TCH R Bear CBBC Mar 2016 A	2016/03/30	2016/04/01
65819	Credit Suisse AG – A50 China R Bear CBBC Mar 2016 A	2016/03/30	2016/04/01
66229	HK Bank – HKEX R Bear CBBC Mar 2016 B	2016/03/30	2016/04/01
68143	BNP Paribas Arbit Issu B.V. – HSCEI R Bear CBBC May 2016 F	2016/03/31	2016/04/01
67143	J P Morgan SP BV – HSCEI R Bear CBBC May 2016 B	2016/03/31	2016/04/01
64331	Goldman Sachs SP (Asia) – HSI R Bear CBBC Jul 2016 Q	2016/03/31	2016/04/01
64300	SGA Societe Generale Acceptance N.V.-HSI R Bear CBBC Jul 16V	2016/03/31	2016/04/01
67119	Credit Suisse AG – HSI R Bear CBBC May 2016 N	2016/03/31	2016/04/01
64307	Credit Suisse AG – HSI R Bear CBBC Jul 2016 W	2016/03/31	2016/04/01
64305	UBS AG – HSI R Bear CBBC Jul 2016 O	2016/03/31	2016/04/01
68190	UBS AG – HSCEI R Bear CBBC May 2016 A	2016/03/31	2016/04/01
66572	SGA Societe Generale Acceptance N.V.-HSI R Bear CBBC Jun16 E	2016/03/31	2016/04/01
64299	SGA Societe Generale Acceptance N.V.-HSI R Bear CBBC Jul 16Q	2016/03/31	2016/04/01
67783	HK Bank – Sinopec Corp R Bear CBBC Dec 2016 A	2016/03/31	2016/04/01
67626	UBS AG – HSI R Bear CBBC May 2016 J	2016/03/31	2016/04/01
64293	HK Bank – HSI R Bull CBBC Nov 2016 W	2016/04/01	2016/04/05
64298	Credit Suisse AG – HSI R Bull CBBC Jul 2017 B	2016/04/01	2016/04/05
64477	J P Morgan SP BV – HSI R Bear CBBC Jul 2016 R	2016/04/01	2016/04/05
64371	Goldman Sachs SP (Asia) – HSI R Bull CBBC Jun 2017 U	2016/04/01	2016/04/05
64370	Goldman Sachs SP (Asia) – HSI R Bear CBBC Jul 2016 R	2016/04/01	2016/04/05
64304	UBS AG – HSI R Bull CBBC Jun 2017 W	2016/04/01	2016/04/05
64358	Credit Suisse AG – HSI R Bull CBBC Jul 2017 C	2016/04/01	2016/04/05
64363	UBS AG – HSI R Bear CBBC Jul 2016 Q	2016/04/01	2016/04/05
64313	J P Morgan SP BV – HSI R Bull CBBC Sep 2017 C	2016/04/01	2016/04/05
64359	Credit Suisse AG – HSI R Bear CBBC Jul 2016 X	2016/04/01	2016/04/05
63593	HK Bank – Great Wall Motor R Bull CBBC Jan 2017 B	2016/04/01	2016/04/05
64520	UBS AG – HSI R Bull CBBC Jul 2017 J	2016/04/05	2016/04/06
64176	HK Bank – Sands China R Bull CBBC Feb 2017 A	2016/04/05	2016/04/06
64169	HK Bank – Galaxy Ent R Bull CBBC Jun 2017 B	2016/04/05	2016/04/06
64203	SGA Societe Generale Acceptance N.V.-HSI R Bull CBBC Oct16 L	2016/04/05	2016/04/06
64514	BNP Paribas Arbit Issu B.V. – HSI R Bull CBBC May 2017 G	2016/04/05	2016/04/06
64519	SGA Societe Generale Acceptance N.V.-HSI R Bull CBBC Nov16 Y	2016/04/05	2016/04/06
64522	UBS AG – HSI R Bull CBBC Sep 2017 E	2016/04/05	2016/04/06
64050	J P Morgan SP BV – HSI R Bull CBBC Jul 2017 F	2016/04/05	2016/04/06
64496	Credit Suisse AG – HSI R Bull CBBC Jun 2017 M	2016/04/05	2016/04/06
63945	UBS AG – HSI R Bull CBBC Jul 2017 H	2016/04/05	2016/04/06
63960	J P Morgan SP BV – HSI R Bull CBBC Jan 2017 C	2016/04/05	2016/04/06
64151	HK Bank – HSCEI R Bull CBBC Nov 2016 P	2016/04/05	2016/04/06
64495	BNP Paribas Arbit Issu B.V. – HSI R Bull CBBC May 2017 F	2016/04/05	2016/04/06
63540	Goldman Sachs SP (Asia) – HSI R Bull CBBC May 2017 N	2016/04/05	2016/04/06
64056	Credit Suisse AG – HSI R Bull CBBC Jun 2017 H	2016/04/05	2016/04/06
63731	UBS AG – HSI R Bull CBBC Jun 2017 T	2016/04/05	2016/04/06
64349	HK Bank – TCH R Bull CBBC Dec 2016 J	2016/04/05	2016/04/06
63273	HK Bank – PetCh R Bull CBBC Dec 2016 I	2016/04/05	2016/04/06
61910	Credit Suisse AG – HSBC R Bull CBBC Nov 2016 A	2016/04/05	2016/04/06
63582	HK Bank – CNOOC R Bull CBBC Jan 2017 C	2016/04/05	2016/04/06
63786	BNP Paribas Arbit Issu B.V. – HSI R Bull CBBC Jun 2017 B	2016/04/05	2016/04/06
63756	J P Morgan SP BV – HSI R Bull CBBC Mar 2017 Z	2016/04/05	2016/04/06
60102	UBS AG – HSBC R Bull CBBC Sep 2017 A	2016/04/05	2016/04/06
64530	Credit Suisse AG – HSI R Bull CBBC Jun 2017 N	2016/04/05	2016/04/06
69226	J P Morgan SP BV – HSBC R Bull CBBC Sep 2017 A	2016/04/05	2016/04/06
64486	J P Morgan SP BV – HSI R Bull CBBC Jun 2017 J	2016/04/05	2016/04/06
64488	SGA Societe Generale Acceptance N.V.-HSI R Bull CBBC Oct16 P	2016/04/05	2016/04/06
64277	HK Bank – China Life R Bull CBBC Jan 2017 B	2016/04/05	2016/04/06
64268	HK Bank – Ping An R Bull CBBC Dec 2016 K	2016/04/05	2016/04/06
63735	SGA Societe Generale Acceptance N.V.-HSI R Bull CBBC Nov16 Z	2016/04/05	2016/04/06
66782	HK Bank – Lenovo R Bull CBBC Oct 2016 A	2016/04/05	2016/04/06
63907	UBS AG – HSI R Bull CBBC Feb 2017 G	2016/04/05	2016/04/06
64491	BNP Paribas Arbit Issu B.V. – HSI R Bull CBBC Jun 2017 E	2016/04/05	2016/04/06
63742	Credit Suisse AG – HSI R Bull CBBC Jun 2017 B	2016/04/05	2016/04/06
64489	Goldman Sachs SP (Asia) – HSI R Bull CBBC Jun 2017 V	2016/04/05	2016/04/06
64325	J P Morgan SP BV – Galaxy Ent R Bull CBBC Mar 2017 A	2016/04/05	2016/04/06
63866	HK Bank – HSI R Bull CBBC Oct 2016 Z	2016/04/05	2016/04/06
64248	J P Morgan SP BV – HSI R Bull CBBC Mar 2017 D	2016/04/05	2016/04/06
63552	Credit Suisse AG – HSI R Bull CBBC Nov 2016 K	2016/04/06	2016/04/07
63518	J P Morgan SP BV – HSI R Bull CBBC Dec 2016 S	2016/04/06	2016/04/07
64587	Goldman Sachs SP (Asia) – HSI R Bull CBBC Jun 2017 W	2016/04/06	2016/04/07
63712	BNP Paribas Arbit Issu B.V. – HSI R Bull CBBC May 2017 B	2016/04/06	2016/04/07
64554	SG Issuer – HSI R Bull CBBC Nov 2016 D	2016/04/06	2016/04/07
64583	UBS AG – HSI R Bull CBBC Jun 2017 X	2016/04/06	2016/04/07
63678	SGA Societe Generale Acceptance N.V.-HSI R Bull CBBC Dec16 W	2016/04/06	2016/04/07
64574	Credit Suisse AG – HSI R Bull CBBC Jul 2017 D	2016/04/06	2016/04/07
63563	UBS AG – HSI R Bull CBBC May 2017 C	2016/04/06	2016/04/07

List of expired CBBC, 2016 (continued)

Code	CBBC	Last trading date	Delisted date
64326	J P Morgan SP BV – China Life R Bull CBBC Sep 2016 A	2016/04/07	2016/04/08
65167	Bank of East Asia – TCH R Bear CBBC Apr 2016 A	2016/04/07	2016/04/11
64076	J P Morgan SP BV – Ping An R Bull CBBC Dec 2016 D	2016/04/07	2016/04/08
64618	BNP Paribas Arbit Issu B.V. – HSI R Bull CBBC Jun 2017 F	2016/04/07	2016/04/08
64612	Goldman Sachs SP (Asia) – HSI R Bull CBBC Jun 2017 Y	2016/04/07	2016/04/08
64611	Goldman Sachs SP (Asia) – HSI R Bull CBBC Jun 2017 X	2016/04/07	2016/04/08
64626	SG Issuer – HSI R Bull CBBC Dec 2016 X	2016/04/07	2016/04/08
64673	UBS AG – HSI R Bull CBBC Nov 2016 S	2016/04/07	2016/04/08
64628	SG Issuer – HSI R Bull CBBC Nov 2016 E	2016/04/07	2016/04/08
65444	UBS AG – Tencent R Bear CBBC May 2016 A	2016/04/07	2016/04/08
64639	BNP Paribas Arbit Issu B.V. – HSI R Bull CBBC May 2017 H	2016/04/07	2016/04/08
64640	BNP Paribas Arbit Issu B.V. – HSI R Bull CBBC Jun 2017 G	2016/04/07	2016/04/08
64623	SG Issuer – HSI R Bull CBBC Oct 2016 R	2016/04/07	2016/04/08
64081	HK Bank – TCH R Bear CBBC Feb 2017 A	2016/04/07	2016/04/08
64558	BNP Paribas Arbit Issu B.V. – HSI R Bear CBBC Jul 2016 N	2016/04/07	2016/04/08
64651	Credit Suisse AG – HSI R Bull CBBC Jun 2017 O	2016/04/07	2016/04/08
64555	SG Issuer – HSI R Bear CBBC Aug 2016 X	2016/04/07	2016/04/08
64531	Credit Suisse AG – HSI R Bear CBBC Jul 2016 Y	2016/04/07	2016/04/08
64652	Credit Suisse AG – HSI R Bull CBBC Jun 2017 P	2016/04/07	2016/04/08
64523	UBS AG – HSI R Bear CBBC Jul 2016 S	2016/04/07	2016/04/08
64666	UBS AG – HSI R Bull CBBC Jun 2017 Y	2016/04/07	2016/04/08
64668	UBS AG – HSI R Bull CBBC Nov 2016 R	2016/04/07	2016/04/08
62000	HK Bank – TCH R Bear CBBC Apr 2016 D	2016/04/07	2016/04/08
64581	Credit Suisse AG – HSI R Bear CBBC Jul 2016 Z	2016/04/07	2016/04/08
64748	Credit Suisse AG – HSI R Bull CBBC Jun 2017 Q	2016/04/08	2016/04/11
64725	SG Issuer – HSI R Bull CBBC Nov 2016 J	2016/04/08	2016/04/11
64727	SG Issuer – HSI R Bull CBBC Oct 2016 Z	2016/04/08	2016/04/11
64724	SG Issuer – HSI R Bull CBBC Oct 2016 Y	2016/04/08	2016/04/11
64731	Goldman Sachs SP (Asia) – HSI R Bull CBBC Jun 2017 H	2016/04/08	2016/04/11
64739	UBS AG – HSI R Bull CBBC Mar 2017 P	2016/04/08	2016/04/11
60232	UBS AG – HKEX R Bear CBBC Apr 2016 A	2016/04/08	2016/04/12
64729	Goldman Sachs SP (Asia) – HSI R Bull CBBC Jun 2017 Z	2016/04/08	2016/04/11
67489	UBS AG – China Mobile R Bear CBBC Apr 2016 C	2016/04/08	2016/04/12
63539	Goldman Sachs SP (Asia) – HSI R Bull CBBC May 2017 M	2016/04/08	2016/04/11
63497	SGA Societe Generale Acceptance N.V.-HSI R Bull CBBC Oct16 A	2016/04/08	2016/04/11
61133	HK Bank – China Mobile R Bear CBBC Apr 2016 A	2016/04/08	2016/04/12
63506	UBS AG – HSI R Bull CBBC Feb 2017 E	2016/04/08	2016/04/11
63921	J P Morgan SP BV – HSI R Bull CBBC Mar 2017 C	2016/04/08	2016/04/11
64226	Macquarie Bank Ltd. – HSI R Bull CBBC Sep 2016 H	2016/04/08	2016/04/11
63950	Credit Suisse AG – HSI R Bull CBBC Jun 2017 G	2016/04/08	2016/04/11
64743	UBS AG – HSI R Bull CBBC Mar 2017 Q	2016/04/08	2016/04/11
64738	Macquarie Bank Ltd. – HSI R Bull CBBC Dec 2016 E	2016/04/08	2016/04/11
63329	UBS AG – CSOP A50 ETF R Bull CBBC Apr 2016 D	2016/04/08	2016/04/12
62902	UBS AG – A50 China R Bull CBBC Apr 2016 B	2016/04/08	2016/04/12
64584	UBS AG – HSI R Bull CBBC Nov 2016 Q	2016/04/08	2016/04/11
64760	UBS AG – HSI R Bull CBBC Sep 2017 F	2016/04/11	2016/04/12
64556	SG Issuer – HSI R Bear CBBC Jul 2016 M	2016/04/11	2016/04/12
64539	HK Bank – AIA R Bear CBBC Mar 2017 A	2016/04/11	2016/04/12
64524	UBS AG – HSI R Bear CBBC Jul 2016 T	2016/04/11	2016/04/12
64582	Credit Suisse AG – HSI R Bear CBBC Jul 2016 A	2016/04/11	2016/04/12
64765	UBS AG – HSI R Bear CBBC Aug 2016 E	2016/04/11	2016/04/12
64763	Credit Suisse AG – HSI R Bear CBBC Aug 2016 H	2016/04/11	2016/04/12
64585	UBS AG – HSI R Bear CBBC Jul 2016 V	2016/04/11	2016/04/12
64559	BNP Paribas Arbit Issu B.V. – HSI R Bear CBBC Jul 2016 O	2016/04/11	2016/04/12
64761	UBS AG – HSI R Bull CBBC Jun 2017 Z	2016/04/11	2016/04/12
64510	Goldman Sachs SP (Asia) – HSI R Bear CBBC Jul 2016 S	2016/04/11	2016/04/12
69566	HK Bank – HKEX R Bear CBBC Nov 2017 A	2016/04/11	2016/04/12
63035	Bank of East Asia – HKEX R Bear CBBC Apr 2016 A	2016/04/11	2016/04/13
64659	UBS AG – HSI R Bear CBBC Jul 2016 W	2016/04/11	2016/04/12
64629	Credit Suisse AG – HSI R Bear CBBC Aug 2016 F	2016/04/11	2016/04/12
64516	SGA Societe Generale Acceptance N.V.-HSI R Bear CBBC Jul16 L	2016/04/11	2016/04/12
64762	Credit Suisse AG – HSI R Bull CBBC Jul 2017 E	2016/04/11	2016/04/12
64515	BNP Paribas Arbit Issu B.V. – HSI R Bear CBBC Aug 2016 J	2016/04/11	2016/04/12
64511	Goldman Sachs SP (Asia) – HSI R Bear CBBC Jul 2016 T	2016/04/11	2016/04/12
64518	SGA Societe Generale Acceptance N.V.-HSI R Bear CBBC Aug16 W	2016/04/11	2016/04/12
64599	SG Issuer – HSI R Bear CBBC Aug 2016 Y	2016/04/11	2016/04/12
64598	Goldman Sachs SP (Asia) – HSI R Bear CBBC Jul 2016 V	2016/04/11	2016/04/12
63160	Credit Suisse AG – HKEX R Bear CBBC Jul 2016 B	2016/04/11	2016/04/12
64586	Goldman Sachs SP (Asia) – HSI R Bear CBBC Jul 2016 U	2016/04/11	2016/04/12
64753	SG Issuer – HSI R Bull CBBC Oct 2016 M	2016/04/11	2016/04/12
64854	J P Morgan SP BV – HSI R Bear CBBC Jul 2016 U	2016/04/12	2016/04/13
64852	J P Morgan SP BV – HSI R Bear CBBC Jul 2016 T	2016/04/12	2016/04/13
64798	J P Morgan SP BV – HSI R Bull CBBC Mar 2017 I	2016/04/12	2016/04/13
64851	Goldman Sachs SP (Asia) – HSI R Bear CBBC Jul 2016 C	2016/04/12	2016/04/13
64858	J P Morgan SP BV – HSI R Bear CBBC Jul 2016 W	2016/04/12	2016/04/13
64827	BNP Paribas Arbit Issu B.V. – HSI R Bear CBBC Aug 2016 M	2016/04/12	2016/04/13
64822	Credit Suisse AG – HSI R Bear CBBC Jul 2016 C	2016/04/12	2016/04/13
64821	Credit Suisse AG – HSI R Bear CBBC Jul 2016 E	2016/04/12	2016/04/13
64803	Goldman Sachs SP (Asia) – HSI R Bear CBBC Jul 2016 B	2016/04/12	2016/04/13
60367	J P Morgan SP BV – HKEX R Bear CBBC Feb 2017 A	2016/04/12	2016/04/13
64786	SG Issuer – HSI R Bear CBBC Jul 2016 G	2016/04/12	2016/04/13
64847	UBS AG – HSI R Bear CBBC Jul 2016 C	2016/04/12	2016/04/13
64809	Credit Suisse AG – HSI R Bull CBBC Jun 2017 R	2016/04/12	2016/04/13
67210	Goldman Sachs SP (Asia) – HSI R Bear CBBC Apr 2016 K	2016/04/13	2016/04/14
67166	J P Morgan SP BV – HSI R Bear CBBC May 2016 S	2016/04/13	2016/04/14
63998	BNP Paribas Arbit Issu B.V. – HSI R Bear CBBC Aug 2016 E	2016/04/13	2016/04/14
65886	BNP Paribas Arbit Issu B.V. – HSI R Bear CBBC May 2016 R	2016/04/13	2016/04/14

List of expired CBBC, 2016 (continued)

Code	CBBC	Last trading date	Delisted date
65907	UBS AG – HSI R Bear CBBC Apr 2016 N	2016/04/13	2016/04/14
66708	BNP Paribas Arbit Issu B.V. – HSI R Bear CBBC May 2016 U	2016/04/13	2016/04/14
64049	J P Morgan SP BV – HSI R Bear CBBC Jul 2016 H	2016/04/13	2016/04/14
67112	Credit Suisse AG – HSI R Bear CBBC Apr 2016 Q	2016/04/13	2016/04/14
65880	BNP Paribas Arbit Issu B.V. – HSI R Bear CBBC Apr 2016 W	2016/04/13	2016/04/14
67068	UBS AG – HSI R Bear CBBC May 2016 G	2016/04/13	2016/04/14
66996	Credit Suisse AG – HSCEI R Bear CBBC Apr 2016 B	2016/04/13	2016/04/14
63923	J P Morgan SP BV – CNOOC R Bear CBBC Dec 2016 A	2016/04/13	2016/04/14
68243	UBS AG – HSI R Bear CBBC May 2016 L	2016/04/13	2016/04/14
68067	SGA Societe Generale Acceptance N.V.-HSI R Bear CBBC Jul16 C	2016/04/13	2016/04/14
67438	HK Bank – TCH R Bear CBBC Sep 2016 C	2016/04/13	2016/04/14
64835	BNP Paribas Arbit Issu B.V. – HSI R Bear CBBC Jul 2016 Q	2016/04/13	2016/04/14
64825	Credit Suisse AG – HSI R Bear CBBC Jul 2016 F	2016/04/13	2016/04/14
64808	Macquarie Bank Ltd. – HSI R Bear CBBC Sep 2016 G	2016/04/13	2016/04/14
68344	J P Morgan SP BV – HSI R Bear CBBC Jun 2016 D	2016/04/13	2016/04/14
64772	HK Bank – HSI R Bear CBBC Oct 2016 K	2016/04/13	2016/04/14
64849	UBS AG – HSI R Bear CBBC Jul 2016 D	2016/04/13	2016/04/14
64764	Credit Suisse AG – HSI R Bear CBBC Aug 2016 I	2016/04/13	2016/04/14
64859	J P Morgan SP BV – HSI R Bear CBBC Aug 2016 M	2016/04/13	2016/04/14
64757	SG Issuer – HSI R Bear CBBC Jul 2016 F	2016/04/13	2016/04/14
63549	SGA Societe Generale Acceptance N.V.-HSI R Bear CBBC Sep16 D	2016/04/13	2016/04/14
64750	Credit Suisse AG – HSI R Bear CBBC Jul 2016 D	2016/04/13	2016/04/14
60075	J P Morgan SP BV – HSI R Bear CBBC Aug 2016 B	2016/04/13	2016/04/14
64744	UBS AG – HSI R Bear CBBC Aug 2016 C	2016/04/13	2016/04/14
64735	SG Issuer – HSI R Bear CBBC Jul 2016 H	2016/04/13	2016/04/14
68144	BNP Paribas Arbit Issu B.V. – HSCEI R Bear CBBC Jun 2016 B	2016/04/13	2016/04/14
61168	SGA Societe Generale Acceptance N.V.-HSI R Bear CBBC Sep16 A	2016/04/13	2016/04/14
64767	UBS AG – HSI R Bear CBBC Jul 2016 B	2016/04/13	2016/04/14
64914	J P Morgan SP BV – CNOOC R Bear CBBC Feb 2017 B	2016/04/13	2016/04/14
66132	J P Morgan SP BV – HSI R Bear CBBC May 2016 L	2016/04/13	2016/04/14
66292	HK Bank – HSCEI R Bear CBBC Aug 2016 I	2016/04/13	2016/04/14
66287	HK Bank – HSI R Bear CBBC Aug 2016 N	2016/04/13	2016/04/14
66068	Credit Suisse AG – HSI R Bear CBBC May 2016 J	2016/04/13	2016/04/14
66093	Credit Suisse AG – HSI R Bear CBBC Jun 2016 H	2016/04/13	2016/04/14
66110	SGA Societe Generale Acceptance N.V.-HSI R Bear CBBC Jun16 Z	2016/04/13	2016/04/14
66138	J P Morgan SP BV – HSI R Bear CBBC May 2016 M	2016/04/13	2016/04/14
68485	SGA Societe Generale Acceptance N.V.-HSI R Bear CBBC Apr16 O	2016/04/13	2016/04/14
64915	J P Morgan SP BV – HSI R Bear CBBC Jul 2016 X	2016/04/13	2016/04/14
64754	Goldman Sachs SP (Asia) – HSI R Bear CBBC Jul 2016 A	2016/04/13	2016/04/14
64910	J P Morgan SP BV – HSI R Bear CBBC Aug 2016 N	2016/04/13	2016/04/14
64898	UBS AG – HSI R Bear CBBC Aug 2016 F	2016/04/13	2016/04/14
64896	Credit Suisse AG – HSI R Bear CBBC Aug 2016 J	2016/04/13	2016/04/14
64892	SG Issuer – HSI R Bear CBBC Aug 2016 D	2016/04/13	2016/04/14
64877	HK Bank – HSI R Bear CBBC Nov 2016 I	2016/04/13	2016/04/14
64876	J P Morgan SP BV – HSCEI R Bear CBBC Feb 2017 A	2016/04/13	2016/04/14
64872	J P Morgan SP BV – Galaxy Ent R Bear CBBC Dec 2016 A	2016/04/13	2016/04/14
67989	Macquarie Bank Ltd. – HSI R Bear CBBC Jul 2016 F	2016/04/13	2016/04/14
64917	J P Morgan SP BV – HSI R Bear CBBC Aug 2016 O	2016/04/13	2016/04/14
63177	Goldman Sachs SP (Asia) – HSI R Bear CBBC Jul 2016 E	2016/04/13	2016/04/14
67492	SGA Societe Generale Acceptance N.V.-HSI R Bear CBBC Jun16 O	2016/04/13	2016/04/14
67814	HK Bank – HSI R Bear CBBC Dec 2016 E	2016/04/13	2016/04/14
61571	Goldman Sachs SP (Asia) – HSI R Bear CBBC May 2016 K	2016/04/13	2016/04/14
63084	SGA Societe Generale Acceptance N.V.-HSI R Bear CBBC Aug16 S	2016/04/13	2016/04/14
68872	HK Bank – CNOOC R Bear CBBC Dec 2016 B	2016/04/13	2016/04/14
64718	Goldman Sachs SP (Asia) – HSI R Bear CBBC Jul 2016 X	2016/04/13	2016/04/14
66573	SGA Societe Generale Acceptance N.V.-HSI R Bear CBBC May16 Y	2016/04/13	2016/04/14
64758	SG Issuer – HSI R Bear CBBC Aug 2016 C	2016/04/13	2016/04/14
67685	J P Morgan SP BV – Tencent R Bear CBBC Jan 2017 A	2016/04/13	2016/04/14
67594	Credit Suisse AG – HSI R Bear CBBC Jun 2016 K	2016/04/13	2016/04/14
63139	Macquarie Bank Ltd. – HSI R Bear CBBC Oct 2016 C	2016/04/13	2016/04/14
67629	UBS AG – HSI R Bear CBBC Apr 2016 S	2016/04/13	2016/04/14
63243	UBS AG – HSI R Bear CBBC Jun 2016 E	2016/04/13	2016/04/14
63266	HK Bank – HSCEI R Bear CBBC Nov 2016 E	2016/04/13	2016/04/14
64318	J P Morgan SP BV – HSI R Bear CBBC Jul 2016 N	2016/04/13	2016/04/14
64306	UBS AG – HSI R Bear CBBC Jul 2016 P	2016/04/13	2016/04/14
61478	Macquarie Bank Ltd. – HSI R Bear CBBC Aug 2016 C	2016/04/13	2016/04/14
67720	J P Morgan SP BV – HSI R Bear CBBC May 2016 W	2016/04/13	2016/04/14
63504	UBS AG – HSI R Bear CBBC Jul 2016 J	2016/04/13	2016/04/14
67586	Credit Suisse AG – HSI R Bear CBBC Apr 2016 T	2016/04/13	2016/04/14
64601	SG Issuer – HSI R Bear CBBC Aug 2016 Z	2016/04/13	2016/04/14
64707	Goldman Sachs SP (Asia) – HSI R Bear CBBC Jul 2016 W	2016/04/13	2016/04/14
64665	UBS AG – HSI R Bear CBBC Jul 2016 Y	2016/04/13	2016/04/14
67480	SGA Societe Generale Acceptance N.V.-HSI R Bear CBBC Apr16 M	2016/04/13	2016/04/14
64636	Credit Suisse AG – HSI R Bear CBBC Aug 2016 G	2016/04/13	2016/04/14
64621	BNP Paribas Arbit Issu B.V. – HSI R Bear CBBC Aug 2016 L	2016/04/13	2016/04/14
64607	BNP Paribas Arbit Issu B.V. – HSI R Bear CBBC Jul 2016 P	2016/04/13	2016/04/14
64603	BNP Paribas Arbit Issu B.V. – HSI R Bear CBBC Aug 2016 K	2016/04/13	2016/04/14
64664	UBS AG – HSI R Bear CBBC Jul 2016 X	2016/04/13	2016/04/14
60951	Bank of East Asia – HKEX R Bear CBBC Jan 2017 A	2016/04/13	2016/04/14
64526	UBS AG – HSI R Bear CBBC Jul 2016 U	2016/04/13	2016/04/14
64533	HK Bank – CNOOC R Bear CBBC Apr 2017 A	2016/04/13	2016/04/14
64547	HK Bank – HSCEI R Bear CBBC Dec 2016 E	2016/04/13	2016/04/14
64552	HK Bank – HSI R Bear CBBC Dec 2016 L	2016/04/13	2016/04/14
64600	SG Issuer – HSI R Bear CBBC Sep 2016 E	2016/04/13	2016/04/14
64721	Goldman Sachs SP (Asia) – HSI R Bear CBBC Jul 2016 Y	2016/04/14	2016/04/15
64942	UBS AG – HSI R Bear CBBC Aug 2016 H	2016/04/14	2016/04/15
64937	Credit Suisse AG – HSI R Bear CBBC Aug 2016 M	2016/04/14	2016/04/15

List of expired CBBC, 2016 (continued)

Code	CBBC	Last trading date	Delisted date
64948	J P Morgan SP BV – HKEX R Bear CBBC Nov 2016 A	2016/04/14	2016/04/15
64230	SGA Societe Generale Acceptance N.V.-HSI R Bear CBBC Jun16 F	2016/04/14	2016/04/15
64943	UBS AG – HSI R Bear CBBC Aug 2016 I	2016/04/14	2016/04/15
64944	UBS AG – HSI R Bear CBBC Aug 2016 J	2016/04/14	2016/04/15
67167	J P Morgan SP BV – HSI R Bear CBBC May 2016 T	2016/04/14	2016/04/15
64936	Credit Suisse AG – HSI R Bear CBBC Aug 2016 L	2016/04/14	2016/04/15
64945	J P Morgan SP BV – HSI R Bear CBBC Sep 2016 B	2016/04/14	2016/04/15
64934	Credit Suisse AG – HSI R Bear CBBC Aug 2016 K	2016/04/14	2016/04/15
64231	SGA Societe Generale Acceptance N.V.-HSI R Bear CBBC Jun16 I	2016/04/14	2016/04/15
64946	J P Morgan SP BV – HSI R Bear CBBC Jul 2016 D	2016/04/14	2016/04/15
64959	Goldman Sachs SP (Asia) – HSI R Bear CBBC Jul 2016 J	2016/04/14	2016/04/15
64722	Goldman Sachs SP (Asia) – HSI R Bear CBBC Jul 2016 Z	2016/04/14	2016/04/15
64933	Credit Suisse AG – HSI R Bear CBBC Jul 2016 G	2016/04/14	2016/04/15
64927	SG Issuer – HSI R Bear CBBC Aug 2016 E	2016/04/14	2016/04/15
64873	J P Morgan SP BV – CC Bank R Bear CBBC Jan 2017 A	2016/04/14	2016/04/15
64319	J P Morgan SP BV – HSI R Bear CBBC Jul 2016 Q	2016/04/14	2016/04/15
64365	UBS AG – HSI R Bear CBBC Jul 2016 R	2016/04/14	2016/04/15
64745	UBS AG – HSI R Bear CBBC Jul 2016 A	2016/04/14	2016/04/15
64882	HK Bank – Galaxy Ent R Bear CBBC Jan 2017 A	2016/04/14	2016/04/15
64132	J P Morgan SP BV – HSI R Bear CBBC Jul 2016 I	2016/04/14	2016/04/15
64528	UBS AG – HSCEI R Bear CBBC Jul 2016 A	2016/04/14	2016/04/15
64096	BNP Paribas Arbit Issu B.V. – HSI R Bear CBBC Aug 2016 G	2016/04/14	2016/04/15
67212	Goldman Sachs SP (Asia) – HSI R Bear CBBC Apr 2016 L	2016/04/14	2016/04/15
64869	J P Morgan SP BV – Sands China R Bear CBBC Dec 2016 B	2016/04/14	2016/04/15
67214	Goldman Sachs SP (Asia) – HSI R Bear CBBC Apr 2016 M	2016/04/14	2016/04/15
64926	BNP Paribas Arbit Issu B.V. – HSI R Bear CBBC Jul 2016 R	2016/04/14	2016/04/15
65973	UBS AG – HSI R Bear CBBC Apr 2016 O	2016/04/14	2016/04/15
63150	Macquarie Bank Ltd. – HSI R Bear CBBC Aug 2016 I	2016/04/14	2016/04/15
65636	UBS AG – Tencent R Bear CBBC Jun 2016 A	2016/04/14	2016/04/15
65449	Credit Suisse AG – HSI R Bear CBBC Apr 2016 P	2016/04/14	2016/04/15
65292	SGA Societe Generale Acceptance N.V.-HSI R Bear CBBC May16 K	2016/04/14	2016/04/15
66067	Credit Suisse AG – HSI R Bear CBBC May 2016 G	2016/04/14	2016/04/15
65375	UBS AG – HSI R Bear CBBC Apr 2016 J	2016/04/14	2016/04/15
66063	Credit Suisse AG – HSI R Bear CBBC Jun 2016 G	2016/04/14	2016/04/15
65300	BNP Paribas Arbit Issu B.V. – HSI R Bear CBBC May 2016 O	2016/04/14	2016/04/15
65722	J P Morgan SP BV – HSCEI R Bear CBBC Apr 2016 H	2016/04/14	2016/04/15
66139	J P Morgan SP BV – HSI R Bear CBBC May 2016 N	2016/04/14	2016/04/15
65717	BNP Paribas Arbit Issu B.V. – HSI R Bear CBBC May 2016 Q	2016/04/14	2016/04/15
65490	J P Morgan SP BV – HSI R Bear CBBC May 2016 D	2016/04/14	2016/04/15
63187	Goldman Sachs SP (Asia) – HSI R Bear CBBC Jul 2016 G	2016/04/14	2016/04/15
60410	HK Bank – Ping An R Bear CBBC Dec 2016 A	2016/04/14	2016/04/15
65944	UBS AG – HSI R Bear CBBC May 2016 D	2016/04/14	2016/04/15
65726	J P Morgan SP BV – HSI R Bear CBBC May 2016 H	2016/04/14	2016/04/15
66208	J P Morgan SP BV – A50 China R Bear CBBC Apr 2016 A	2016/04/14	2016/04/18
63185	Goldman Sachs SP (Asia) – HSI R Bear CBBC Jul 2016 F	2016/04/14	2016/04/15
65715	BNP Paribas Arbit Issu B.V. – HSI R Bear CBBC Apr 2016 T	2016/04/14	2016/04/15
65705	UBS AG – HSI R Bear CBBC May 2016 B	2016/04/14	2016/04/15
63501	SGA Societe Generale Acceptance N.V.-HSI R Bear CBBC Jul16 S	2016/04/14	2016/04/15
66596	SGA Societe Generale Acceptance N.V.-HSI R Bear CBBC Apr16 H	2016/04/14	2016/04/15
65692	Credit Suisse AG – HSI R Bear CBBC Apr 2016 Y	2016/04/14	2016/04/15
67647	J P Morgan SP BV – HSBC R Bear CBBC Apr 2016 A	2016/04/14	2016/04/18
65727	J P Morgan SP BV – HSI R Bear CBBC May 2016 I	2016/04/14	2016/04/15
66916	J P Morgan SP BV – Tencent R Bear CBBC Apr 2016 A	2016/04/14	2016/04/15
65629	SGA Societe Generale Acceptance N.V.-HSI R Bear CBBC Apr16 L	2016/04/14	2016/04/15
65622	SGA Societe Generale Acceptance N.V.-HSI R Bear CBBC Jun16 B	2016/04/14	2016/04/15
65798	HK Bank – HSI R Bear CBBC Sep 2016 J	2016/04/14	2016/04/15
63925	J P Morgan SP BV – AIA R Bear CBBC Jan 2017 A	2016/04/14	2016/04/15
67111	Credit Suisse AG – HSI R Bear CBBC Jul 2016 B	2016/04/14	2016/04/15
65689	Credit Suisse AG – HSI R Bear CBBC May 2016 L	2016/04/14	2016/04/15
63999	BNP Paribas Arbit Issu B.V. – HSI R Bear CBBC Aug 2016 F	2016/04/14	2016/04/15
65438	Credit Suisse AG – HSI R Bear CBBC Apr 2016 N	2016/04/14	2016/04/15
62909	HK Bank – Sinopec Corp R Bear CBBC Nov 2016 A	2016/04/14	2016/04/15
65535	BNP Paribas Arbit Issu B.V. – HSI R Bear CBBC Apr 2016 R	2016/04/14	2016/04/15
68005	Macquarie Bank Ltd. – HSI R Bear CBBC Jul 2016 G	2016/04/14	2016/04/15
65851	SGA Societe Generale Acceptance N.V.-HSI R Bear CBBC May16 X	2016/04/14	2016/04/15
68494	Macquarie Bank Ltd. – HSI R Bear CBBC Jul 2016 I	2016/04/14	2016/04/15
60448	SGA Societe Generale Acceptance N.V.-HSI R Bear CBBC Aug16 A	2016/04/14	2016/04/15
65703	UBS AG – HSI R Bear CBBC Apr 2016 L	2016/04/14	2016/04/15
65495	J P Morgan SP BV – HSI R Bear CBBC May 2016 E	2016/04/14	2016/04/15
63805	SGA Societe Generale Acceptance N.V.-HSI R Bear CBBC Jul16 Z	2016/04/14	2016/04/15
69576	HK Bank – AIA R Bear CBBC Nov 2016 A	2016/04/14	2016/04/15
67077	UBS AG – HSI R Bear CBBC May 2016 H	2016/04/14	2016/04/15
64978	Credit Suisse AG – HSI R Bear CBBC Jul 2016 H	2016/04/15	2016/04/18
62981	HK Bank – TCH R Bull CBBC Apr 2016 E	2016/04/15	2016/04/19
64977	Credit Suisse AG – HSI R Bear CBBC Aug 2016 N	2016/04/15	2016/04/18
65574	UBS AG – China Mobile R Bear CBBC Apr 2016 A	2016/04/15	2016/04/19
64966	SG Issuer – HSI R Bear CBBC Jul 2016 J	2016/04/15	2016/04/18
60236	UBS AG – Tencent R Bear CBBC Apr 2016 A	2016/04/15	2016/04/19
64981	BNP Paribas Arbit Issu B.V. – HSI R Bear CBBC Jul 2016 S	2016/04/15	2016/04/18
64985	J P Morgan SP BV – HSI R Bear CBBC Jul 2016 G	2016/04/15	2016/04/18
65000	J P Morgan SP BV – HSI R Bear CBBC Sep 2016 C	2016/04/15	2016/04/18
65006	UBS AG – HSI R Bear CBBC Jul 2016 E	2016/04/15	2016/04/18
65018	UBS AG – HSI R Bear CBBC Jul 2016 G	2016/04/15	2016/04/18
65090	J P Morgan SP BV – HSI R Bear CBBC Sep 2016 D	2016/04/18	2016/04/19
65075	UBS AG – HSI R Bear CBBC Jul 2016 H	2016/04/18	2016/04/19
65071	Credit Suisse AG – HSI R Bear CBBC Aug 2016 O	2016/04/18	2016/04/19
65057	Goldman Sachs SP (Asia) – HSI R Bear CBBC Jul 2016 L	2016/04/18	2016/04/19

List of expired CBBC, 2016 (continued)

Code	CBBC	Last trading date	Delisted date
65076	UBS AG – HSI R Bear CBBC Aug 2016 K	2016/04/18	2016/04/19
65056	Goldman Sachs SP (Asia) – HSI R Bear CBBC Jul 2016 K	2016/04/18	2016/04/19
65054	SG Issuer – HSI R Bear CBBC Aug 2016 F	2016/04/18	2016/04/19
65047	BNP Paribas Arbit Issu B.V. – HSI R Bear CBBC Jul 2016 T	2016/04/18	2016/04/19
65025	HK Bank – PetCh R Bear CBBC Jan 2017 A	2016/04/18	2016/04/19
65097	J P Morgan SP BV – HSI R Bear CBBC Jul 2016 O	2016/04/18	2016/04/19
65043	BNP Paribas Arbit Issu B.V. – HSI R Bear CBBC Aug 2016 N	2016/04/18	2016/04/19
65048	SG Issuer – HSI R Bear CBBC Jul 2016 K	2016/04/18	2016/04/19
65114	SG Issuer – HSI R Bear CBBC Jul 2016 N	2016/04/19	2016/04/20
65117	SG Issuer – HSI R Bear CBBC Jul 2016 O	2016/04/19	2016/04/20
65118	Credit Suisse AG – HSI R Bear CBBC Jul 2016 K	2016/04/19	2016/04/20
65125	J P Morgan SP BV – HSI R Bear CBBC Jul 2016 P	2016/04/19	2016/04/20
65136	UBS AG – HSI R Bear CBBC Jul 2016 K	2016/04/19	2016/04/20
65138	UBS AG – HSI R Bear CBBC Jul 2016 F	2016/04/19	2016/04/20
65109	HK Bank – HKEX R Bear CBBC Jun 2017 B	2016/04/19	2016/04/20
65332	J P Morgan SP BV – HSI R Bear CBBC Jul 2016 Y	2016/04/20	2016/04/21
65258	Credit Suisse AG – HSI R Bull CBBC Jun 2017 Y	2016/04/20	2016/04/21
65259	UBS AG – HSI R Bear CBBC Jul 2016 L	2016/04/20	2016/04/21
65262	UBS AG – HSI R Bear CBBC Jul 2016 I	2016/04/20	2016/04/21
65265	UBS AG – HSI R Bear CBBC Jul 2016 O	2016/04/20	2016/04/21
65276	UBS AG – HSI R Bear CBBC Jul 2016 Q	2016/04/20	2016/04/21
65280	UBS AG – HSI R Bear CBBC Jul 2016 S	2016/04/20	2016/04/21
65225	Credit Suisse AG – HSI R Bear CBBC Jul 2016 L	2016/04/20	2016/04/21
65331	J P Morgan SP BV – HSI R Bear CBBC Jul 2016 V	2016/04/20	2016/04/21
65297	UBS AG – HSI R Bear CBBC Jul 2016 W	2016/04/20	2016/04/21
65364	J P Morgan SP BV – HSI R Bull CBBC Jun 2017 M	2016/04/20	2016/04/21
65315	UBS AG – HSI R Bull CBBC Jun 2017 F	2016/04/20	2016/04/21
65165	SG Issuer – HSI R Bear CBBC Aug 2016 G	2016/04/20	2016/04/21
65330	Goldman Sachs SP (Asia) – HSI R Bull CBBC May 2017 R	2016/04/20	2016/04/21
65222	Credit Suisse AG – HSI R Bear CBBC Jul 2016 J	2016/04/20	2016/04/21
65164	SG Issuer – HSI R Bear CBBC Jul 2016 R	2016/04/20	2016/04/21
65168	BNP Paribas Arbit Issu B.V. – HSI R Bear CBBC Feb 2017 A	2016/04/20	2016/04/21
65171	BNP Paribas Arbit Issu B.V. – HSI R Bear CBBC Feb 2017 B	2016/04/20	2016/04/21
65173	BNP Paribas Arbit Issu B.V. – HSI R Bear CBBC Mar 2017 A	2016/04/20	2016/04/21
65176	Goldman Sachs SP (Asia) – HSI R Bear CBBC Jul 2016 N	2016/04/20	2016/04/21
65185	BNP Paribas Arbit Issu B.V. – HSI R Bear CBBC Feb 2017 C	2016/04/20	2016/04/21
65186	BNP Paribas Arbit Issu B.V. – HSI R Bear CBBC Mar 2017 B	2016/04/20	2016/04/21
65175	Goldman Sachs SP (Asia) – HSI R Bear CBBC Jul 2016 M	2016/04/20	2016/04/21
65217	SG Issuer – HSI R Bear CBBC Jul 2016 T	2016/04/20	2016/04/21
65502	UBS AG – HSI R Bear CBBC Jul 2016 P	2016/04/21	2016/04/22
65470	J P Morgan SP BV – HSI R Bear CBBC Jul 2016 K	2016/04/21	2016/04/22
65471	J P Morgan SP BV – HSI R Bear CBBC Jul 2016 A	2016/04/21	2016/04/22
65491	J P Morgan SP BV – HSI R Bull CBBC May 2017 K	2016/04/21	2016/04/22
65686	Credit Suisse AG – HSI R Bear CBBC May 2016 K	2016/04/21	2016/04/22
65527	UBS AG – HSI R Bull CBBC Sep 2017 L	2016/04/21	2016/04/22
65293	SGA Societe Generale Acceptance N.V.-HSI R Bear CBBC Jun16 A	2016/04/21	2016/04/22
65500	UBS AG – HSI R Bear CBBC Aug 2016 P	2016/04/21	2016/04/22
65463	Credit Suisse AG – HSI R Bull CBBC Jul 2017 I	2016/04/21	2016/04/22
64878	HK Bank – CNOOC R Bear CBBC Dec 2016 D	2016/04/21	2016/04/22
65641	BNP Paribas Arbit Issu B.V. – HSI R Bear CBBC Apr 2016 V	2016/04/21	2016/04/22
65497	UBS AG – HSI R Bear CBBC Jul 2016 J	2016/04/21	2016/04/22
65460	Credit Suisse AG – HSI R Bear CBBC Jul 2016 I	2016/04/21	2016/04/22
65459	Credit Suisse AG – HSI R Bear CBBC Jul 2016 M	2016/04/21	2016/04/22
65434	Goldman Sachs SP (Asia) – HSI R Bull CBBC Jun 2017 Y	2016/04/21	2016/04/22
65427	SG Issuer – HSI R Bear CBBC Jul 2016 D	2016/04/21	2016/04/22
65407	Goldman Sachs SP (Asia) – HSI R Bear CBBC Jul 2016 P	2016/04/21	2016/04/22
65405	Goldman Sachs SP (Asia) – HSI R Bear CBBC Jul 2016 O	2016/04/21	2016/04/22
65385	BNP Paribas Arbit Issu B.V. – HSI R Bear CBBC Feb 2017 J	2016/04/21	2016/04/22
64920	Goldman Sachs SP (Asia) – HSI R Bear CBBC Jul 2016 D	2016/04/21	2016/04/22
65383	BNP Paribas Arbit Issu B.V. – HSI R Bear CBBC Feb 2017 I	2016/04/21	2016/04/22
65126	J P Morgan SP BV – HSI R Bear CBBC Aug 2016 P	2016/04/21	2016/04/22
65187	BNP Paribas Arbit Issu B.V. – HSI R Bear CBBC Mar 2017 C	2016/04/21	2016/04/22
65426	SG Issuer – HSI R Bear CBBC Jul 2016 W	2016/04/21	2016/04/22
65728	J P Morgan SP BV – HSI R Bear CBBC May 2016 J	2016/04/21	2016/04/22
62924	J P Morgan SP BV – HSBC R Bear CBBC Dec 2016 A	2016/04/21	2016/04/22
65852	SGA Societe Generale Acceptance N.V.-HSI R Bear CBBC May16 S	2016/04/21	2016/04/22
67218	Goldman Sachs SP (Asia) – HSI R Bear CBBC Apr 2016 N	2016/04/21	2016/04/22
67093	Credit Suisse AG – HSI R Bear CBBC May 2016 M	2016/04/21	2016/04/22
65376	UBS AG – HSI R Bear CBBC May 2016 A	2016/04/21	2016/04/22
68760	HK Bank – China Mobile R Bear CBBC Dec 2016 A	2016/04/21	2016/04/22
67319	J P Morgan SP BV – HKEX R Bear CBBC Sep 2016 A	2016/04/21	2016/04/22
63496	Macquarie Bank Ltd. – HSI R Bear CBBC Sep 2016 C	2016/04/21	2016/04/22
64097	BNP Paribas Arbit Issu B.V. – HSI R Bear CBBC Aug 2016 H	2016/04/21	2016/04/22
63253	HK Bank – HSI R Bear CBBC Dec 2016 G	2016/04/21	2016/04/22
67774	HK Bank – PetCh R Bear CBBC Dec 2016 B	2016/04/21	2016/04/22
67762	HK Bank – HKEX R Bear CBBC Nov 2016 B	2016/04/21	2016/04/22
64308	Credit Suisse AG – HKEX R Bear CBBC Jun 2016 A	2016/04/21	2016/04/22
65605	UBS AG – HSI R Bear CBBC Sep 2016 E	2016/04/22	2016/04/25
65593	Credit Suisse AG – HSI R Bear CBBC Aug 2016 S	2016/04/22	2016/04/25
63096	HK Bank – ABC R Bear CBBC Apr 2016 A	2016/04/22	2016/04/26
65604	UBS AG – HSI R Bear CBBC Jul 2016 U	2016/04/22	2016/04/25
61672	HK Bank – China Life R Bear CBBC Apr 2016 A	2016/04/22	2016/04/26
64256	HK Bank – HKEX R Bear CBBC Dec 2016 C	2016/04/22	2016/04/25
63533	HK Bank – China Mobile R Bear CBBC Apr 2016 B	2016/04/22	2016/04/26
65559	Goldman Sachs SP (Asia) – HSI R Bear CBBC Jul 2016 U	2016/04/22	2016/04/25
62961	UBS AG – China Mobile R Bear CBBC Apr 2016 B	2016/04/22	2016/04/26
69946	HK Bank – Ping An R Bear CBBC Apr 2016 A	2016/04/22	2016/04/26

List of expired CBBC, 2016 (continued)

Code	CBBC	Last trading date	Delisted date
64127	J P Morgan SP BV – Sands China R Bull CBBC Jan 2017 B	2016/04/22	2016/04/25
65344	J P Morgan SP BV – HKEX R Bear CBBC Dec 2016 B	2016/04/22	2016/04/25
65558	SG Issuer – HSI R Bear CBBC Aug 2016 H	2016/04/22	2016/04/25
65556	SG Issuer – HSI R Bull CBBC Jun 2017 E	2016/04/25	2016/04/26
65598	UBS AG – HSI R Bull CBBC Aug 2017 C	2016/04/25	2016/04/26
65563	Goldman Sachs SP (Asia) – HSI R Bull CBBC Jul 2017 B	2016/04/25	2016/04/26
65671	SG Issuer – HSI R Bear CBBC Aug 2016 I	2016/04/25	2016/04/26
65661	J P Morgan SP BV – HSI R Bull CBBC Aug 2017 F	2016/04/25	2016/04/26
65435	BNP Paribas Arbit Issu B.V. – HSI R Bull CBBC May 2017 O	2016/04/25	2016/04/26
65666	Goldman Sachs SP (Asia) – HSI R Bear CBBC Jul 2016 B	2016/04/25	2016/04/26
65667	Goldman Sachs SP (Asia) – HSI R Bear CBBC Jul 2016 C	2016/04/25	2016/04/26
65457	SG Issuer – HSI R Bull CBBC Sep 2016 N	2016/04/25	2016/04/26
65704	UBS AG – HSI R Bear CBBC Jul 2016 Y	2016/04/25	2016/04/26
65347	J P Morgan SP BV – HSCEI R Bull CBBC Aug 2017 A	2016/04/25	2016/04/26
64817	Bank of East Asia – COVS R Bull CBBC Apr 2016 A	2016/04/25	2016/04/27
65688	J P Morgan SP BV – HSI R Bear CBBC Jul 2016 J	2016/04/25	2016/04/26
65713	UBS AG – HSI R Bear CBBC Jul 2016 A	2016/04/25	2016/04/26
65398	HK Bank – HSCEI R Bull CBBC Feb 2017 A	2016/04/25	2016/04/26
65691	J P Morgan SP BV – HSI R Bear CBBC Jul 2016 L	2016/04/25	2016/04/26
65524	UBS AG – HSCEI R Bull CBBC Sep 2017 A	2016/04/25	2016/04/26
65685	Credit Suisse AG – HSI R Bear CBBC Jul 2016 P	2016/04/25	2016/04/26
65683	Credit Suisse AG – HSI R Bear CBBC Jul 2016 O	2016/04/25	2016/04/26
65681	Credit Suisse AG – HSI R Bull CBBC Jun 2017 Z	2016/04/25	2016/04/26
65680	BNP Paribas Arbit Issu B.V. – HSI R Bear CBBC Mar 2017 I	2016/04/25	2016/04/26
65672	SG Issuer – HSI R Bear CBBC Aug 2016 J	2016/04/25	2016/04/26
65464	Credit Suisse AG – HSI R Bull CBBC Jul 2017 J	2016/04/26	2016/04/27
65122	HK Bank – Minsheng Bank R Bear CBBC Apr 2016 A	2016/04/26	2016/04/28
65492	J P Morgan SP BV – HSI R Bull CBBC Jun 2017 N	2016/04/26	2016/04/27
65329	BNP Paribas Arbit Issu B.V. – HSI R Bull CBBC May 2017 N	2016/04/26	2016/04/27
65391	HK Bank – HSI R Bull CBBC Nov 2016 X	2016/04/26	2016/04/27
65425	SG Issuer – HSI R Bull CBBC Nov 2016 D	2016/04/26	2016/04/27
65403	Goldman Sachs SP (Asia) – HSI R Bull CBBC Jun 2017 X	2016/04/26	2016/04/27
65794	SG Issuer – HSI R Bear CBBC Jul 2016 X	2016/04/26	2016/04/27
65891	Goldman Sachs SP (Asia) – HSI R Bull CBBC Jul 2017 D	2016/04/26	2016/04/27
65871	J P Morgan SP BV – HSI R Bull CBBC Aug 2016 F	2016/04/26	2016/04/27
65857	J P Morgan SP BV – HSI R Bear CBBC Aug 2016 S	2016/04/26	2016/04/27
65855	UBS AG – HSI R Bull CBBC Aug 2017 F	2016/04/26	2016/04/27
65854	UBS AG – HSI R Bear CBBC Aug 2016 V	2016/04/26	2016/04/27
65850	SG Issuer – HSI R Bull CBBC Jul 2017 F	2016/04/26	2016/04/27
65847	Credit Suisse AG – HSI R Bull CBBC Jun 2017 C	2016/04/26	2016/04/27
65840	Credit Suisse AG – HSI R Bear CBBC Aug 2016 T	2016/04/26	2016/04/27
65890	Goldman Sachs SP (Asia) – HSI R Bull CBBC Jul 2017 C	2016/04/26	2016/04/27
65788	HK Bank – HSI R Bear CBBC Apr 2017 B	2016/04/26	2016/04/27
65782	HK Bank – Sands China R Bull CBBC Jul 2017 B	2016/04/26	2016/04/27
65699	UBS AG – HSI R Bull CBBC Nov 2016 U	2016/04/26	2016/04/27
65550	SG Issuer – HSI R Bull CBBC Jun 2017 D	2016/04/26	2016/04/27
65664	SG Issuer – HSI R Bull CBBC Jul 2017 C	2016/04/26	2016/04/27
65599	UBS AG – HSI R Bull CBBC Aug 2017 D	2016/04/26	2016/04/27
65844	BNP Paribas Arbit Issu B.V. – HSI R Bull CBBC Jun 2017 N	2016/04/26	2016/04/27
65582	Credit Suisse AG – HSI R Bull CBBC Apr 2017 F	2016/04/26	2016/04/27
65564	BNP Paribas Arbit Issu B.V. – HSI R Bull CBBC Jun 2017 M	2016/04/26	2016/04/27
65528	UBS AG – HSI R Bull CBBC Jul 2017 M	2016/04/26	2016/04/27
65687	J P Morgan SP BV – HSI R Bull CBBC Jul 2017 I	2016/04/26	2016/04/27
65898	BNP Paribas Arbit Issu B.V. – HSI R Bear CBBC Mar 2017 J	2016/04/27	2016/04/28
60643	Credit Suisse AG – HSCEI R Bear CBBC Apr 2016 A	2016/04/27	2016/04/29
69236	SGA Societe Generale Acceptance N.V.-HSI R Bear CBBC Apr16 S	2016/04/27	2016/04/29
69610	HK Bank – CSOP A50 ETF R Bear CBBC Apr 2016 B	2016/04/27	2016/04/29
66912	BNP Paribas Arbit Issu B.V. – HSI R Bear CBBC Apr 2016 U	2016/04/27	2016/04/29
65312	UBS AG – HSCEI R Bear CBBC Apr 2016 A	2016/04/27	2016/04/29
65897	J P Morgan SP BV – HSI R Bull CBBC Jun 2017 P	2016/04/27	2016/04/28
65984	J P Morgan SP BV – HSCEI R Bear CBBC Apr 2016 F	2016/04/27	2016/04/29
69602	HK Bank – HSCEI R Bear CBBC Apr 2016 A	2016/04/27	2016/04/29
65905	SG Issuer – HSI R Bear CBBC Jul 2016 E	2016/04/27	2016/04/28
65929	Credit Suisse AG – HSI R Bull CBBC Mar 2017 C	2016/04/27	2016/04/28
64337	HK Bank – HSCEI R Bear CBBC Apr 2016 K	2016/04/27	2016/04/29
69078	J P Morgan SP BV – HSI R Bear CBBC Apr 2016 H	2016/04/27	2016/04/29
65931	Credit Suisse AG – HSI R Bear CBBC Jul 2016 Q	2016/04/27	2016/04/28
69619	HK Bank – HSI R Bear CBBC Apr 2016 A	2016/04/27	2016/04/29
69788	Goldman Sachs SP (Asia) – HSI R Bear CBBC Apr 2016 C	2016/04/27	2016/04/29
65963	UBS AG – HSI R Bear CBBC Jul 2016 O	2016/04/27	2016/04/28
65933	UBS AG – HSI R Bull CBBC Jul 2017 O	2016/04/27	2016/04/28
69154	BNP Paribas Arbit Issu B.V. – HSCEI R Bear CBBC Apr 2016 H	2016/04/27	2016/04/29
65965	J P Morgan SP BV – HSI R Bear CBBC Jul 2016 T	2016/04/27	2016/04/28
65415	UBS AG – HSI R Bear CBBC Apr 2016 K	2016/04/27	2016/04/29
67230	Goldman Sachs SP (Asia) – HSI R Bear CBBC Apr 2016 O	2016/04/27	2016/04/29
60394	BNP Paribas Arbit Issu B.V. – HSI R Bear CBBC Apr 2016 Z	2016/04/27	2016/04/29
67607	SGA Societe Generale Acceptance N.V.-HSI R Bear CBBC Apr16 W	2016/04/27	2016/04/29
65710	UBS AG – HSI R Bear CBBC Apr 2016 M	2016/04/27	2016/04/29
68291	HK Bank – HSI R Bear CBBC Apr 2016 O	2016/04/27	2016/04/29
66157	HK Bank – HSI R Bear CBBC Apr 2016 N	2016/04/27	2016/04/29
66696	UBS AG – HSCEI R Bear CBBC Apr 2016 B	2016/04/27	2016/04/29
64320	SGA Societe Generale Acceptance NV -HSCEI R Bear CBBC Apr16A	2016/04/27	2016/04/29
66398	BNP Paribas Arbit Issu B.V. – HSI R Bear CBBC Apr 2016 A	2016/04/27	2016/04/29
65465	Credit Suisse AG – HSI R Bear CBBC Apr 2016 S	2016/04/27	2016/04/29
65893	SG Issuer – HSI R Bull CBBC Jun 2017 F	2016/04/27	2016/04/28
60641	Goldman Sachs SP (Asia) – HSI R Bear CBBC Apr 2016 D	2016/04/27	2016/04/29
60160	HK Bank – Gome R Bull CBBC Nov 2016 A	2016/04/27	2016/04/28

List of expired CBBC, 2016 (continued)

Code	CBBC	Last trading date	Delisted date
65305	BNP Paribas Arbit Issu B.V. – HSI R Bear CBBC Apr 2016 I	2016/04/27	2016/04/29
65143	UBS AG – HSI R Bear CBBC Apr 2016 F	2016/04/27	2016/04/29
60374	BNP Paribas Arbit Issu B.V. – HSI R Bear CBBC Apr 2016 O	2016/04/27	2016/04/29
60343	J P Morgan SP BV – HSI R Bear CBBC Apr 2016 A	2016/04/27	2016/04/29
66441	Goldman Sachs SP (Asia) – HSI R Bear CBBC Apr 2016 A	2016/04/27	2016/04/29
60032	J P Morgan SP BV – HSCEI R Bear CBBC Apr 2016 V	2016/04/27	2016/04/29
69915	J P Morgan SP BV – HSCEI R Bear CBBC Apr 2016 U	2016/04/27	2016/04/29
62859	HK Bank – HSCEI R Bear CBBC Apr 2016 J	2016/04/27	2016/04/29
65553	Goldman Sachs SP (Asia) – HSI R Bear CBBC Apr 2016 J	2016/04/27	2016/04/29
65735	J P Morgan SP BV – HSI R Bear CBBC Apr 2016 V	2016/04/27	2016/04/29
65178	J P Morgan SP BV – HSI R Bear CBBC Apr 2016 B	2016/04/27	2016/04/29
65156	SGA Societe Generale Acceptance N.V.-HSI R Bear CBBC Apr 16I	2016/04/27	2016/04/29
60813	Credit Suisse AG – HSI R Bear CBBC Apr 2016 A	2016/04/27	2016/04/29
66405	BNP Paribas Arbit Issu B.V. – HSCEI R Bear CBBC Apr 2016 A	2016/04/27	2016/04/29
65226	UBS AG – HSI R Bear CBBC Apr 2016 I	2016/04/27	2016/04/29
65161	UBS AG – HSI R Bear CBBC Apr 2016 H	2016/04/27	2016/04/29
69313	BNP Paribas Arbit Issu B.V. – HSI R Bear CBBC Apr 2016 G	2016/04/27	2016/04/29
61245	J P Morgan SP BV – HSCEI R Bear CBBC Apr 2016 W	2016/04/27	2016/04/29
66400	J P Morgan SP BV – HSI R Bear CBBC Apr 2016 X	2016/04/27	2016/04/29
61235	J P Morgan SP BV – HSI R Bear CBBC Apr 2016 S	2016/04/27	2016/04/29
60136	BNP Paribas Arbit Issu B.V. – HSI R Bear CBBC Apr 2016 H	2016/04/27	2016/04/29
61803	Goldman Sachs SP (Asia) – HSI R Bear CBBC Apr 2016 E	2016/04/27	2016/04/29
65151	J P Morgan SP BV – HSI R Bear CBBC Apr 2016 K	2016/04/27	2016/04/29
65537	Goldman Sachs SP (Asia) – HSI R Bear CBBC Apr 2016 I	2016/04/27	2016/04/29
61281	HK Bank – HSCEI R Bear CBBC Apr 2016 D	2016/04/27	2016/04/29
65233	J P Morgan SP BV – HSI R Bear CBBC Apr 2016 I	2016/04/27	2016/04/29
60824	J P Morgan SP BV – HSI R Bear CBBC Apr 2016 O	2016/04/27	2016/04/29
61807	J P Morgan SP BV – HSI R Bear CBBC Apr 2016 W	2016/04/27	2016/04/29
65518	J P Morgan SP BV – HSCEI R Bear CBBC Apr 2016 E	2016/04/27	2016/04/29
65508	J P Morgan SP BV – HSCEI R Bear CBBC Apr 2016 D	2016/04/27	2016/04/29
60055	J P Morgan SP BV – HSCEI R Bear CBBC Apr 2016 J	2016/04/27	2016/04/29
61131	SGA Societe Generale Acceptance N.V.-HSI R Bear CBBC Apr 16 K	2016/04/27	2016/04/29
68352	Goldman Sachs SP (Asia) – HSI R Bear CBBC Apr 2016 B	2016/04/27	2016/04/29
61268	HK Bank – HSCEI R Bear CBBC Apr 2016 C	2016/04/27	2016/04/29
66582	SGA Societe Generale Acceptance NV-HS HI R Bear CBBC Apr 16A	2016/04/27	2016/04/29
65065	Credit Suisse AG – HSI R Bear CBBC Apr 2016 U	2016/04/27	2016/04/29
61770	J P Morgan SP BV – HSI R Bear CBBC Apr 2016 U	2016/04/27	2016/04/29
61769	Credit Suisse AG – HSI R Bear CBBC Apr 2016 K	2016/04/27	2016/04/29
65148	UBS AG – HSI R Bear CBBC Apr 2016 G	2016/04/27	2016/04/29
65137	Credit Suisse AG – HSI R Bear CBBC Apr 2016 D	2016/04/27	2016/04/29
67867	J P Morgan SP BV – HSCEI R Bear CBBC Apr 2016 I	2016/04/27	2016/04/29
65102	SGA Societe Generale Acceptance N.V.-HSI R Bear CBBC Apr 16X	2016/04/27	2016/04/29
68069	BNP Paribas Arbit Issu B.V. – HSI R Bear CBBC Apr 2016 B	2016/04/27	2016/04/29
68071	BNP Paribas Arbit Issu B.V. – HSI R Bear CBBC Apr 2016 C	2016/04/27	2016/04/29
61702	J P Morgan SP BV – HSI R Bear CBBC Apr 2016 P	2016/04/27	2016/04/29
68350	J P Morgan SP BV – HSI R Bear CBBC Apr 2016 G	2016/04/27	2016/04/29
65073	J P Morgan SP BV – HSI R Bear CBBC Apr 2016 L	2016/04/27	2016/04/29
68866	Credit Suisse AG – HSI R Bear CBBC Apr 2016 C	2016/04/27	2016/04/29
68106	BNP Paribas Arbit Issu B.V. – HSI R Bear CBBC Apr 2016 E	2016/04/27	2016/04/29
61423	BNP Paribas Arbit Issu B.V. – HSCEI R Bear CBBC Apr 2016 I	2016/04/27	2016/04/29
65061	UBS AG – HSI R Bear CBBC Apr 2016 E	2016/04/27	2016/04/29
65060	BNP Paribas Arbit Issu B.V. – HSI R Bear CBBC Apr 2016 M	2016/04/27	2016/04/29
65058	J P Morgan SP BV – HSI R Bear CBBC Apr 2016 J	2016/04/27	2016/04/29
61191	SGA Societe Generale Acceptance N.V.-HSI R Bear CBBC Apr 16 D	2016/04/27	2016/04/29
66480	HK Bank – HSI R Bear CBBC Apr 2016 T	2016/04/27	2016/04/29
61599	Credit Suisse AG – HSI R Bear CBBC Apr 2016 G	2016/04/27	2016/04/29
68594	BNP Paribas Arbit Issu B.V. – HSI R Bear CBBC Apr 2016 F	2016/04/27	2016/04/29
65519	SGA Societe Generale Acceptance N.V.-HSI R Bear CBBC Apr 16 N	2016/04/27	2016/04/29
61504	J P Morgan SP BV – HSI R Bear CBBC Apr 2016 M	2016/04/27	2016/04/29
65647	BNP Paribas Arbit Issu B.V. – HSCEI R Bear CBBC Apr 2016 L	2016/04/27	2016/04/29
68863	Credit Suisse AG – HSI R Bear CBBC Apr 2016 B	2016/04/27	2016/04/29
65160	Credit Suisse AG – HSI R Bear CBBC Apr 2016 F	2016/04/27	2016/04/29
68096	BNP Paribas Arbit Issu B.V. – HSI R Bear CBBC Apr 2016 D	2016/04/27	2016/04/29
64153	J P Morgan SP BV – HSI R Bear CBBC Apr 2016 R	2016/04/27	2016/04/29
62678	J P Morgan SP BV – HSI R Bear CBBC Apr 2016 Z	2016/04/27	2016/04/29
62755	J P Morgan SP BV – HSCEI R Bear CBBC Apr 2016 X	2016/04/27	2016/04/29
62131	J P Morgan SP BV – HSCEI R Bear CBBC Apr 2016 A	2016/04/27	2016/04/29
62788	BNP Paribas Arbit Issu B.V. – HSCEI R Bear CBBC Apr 2016 J	2016/04/27	2016/04/29
62849	J P Morgan SP BV – HSCEI R Bear CBBC Apr 2016 C	2016/04/27	2016/04/29
61642	HK Bank – HSCEI R Bear CBBC Apr 2016 I	2016/04/27	2016/04/29
65475	Credit Suisse AG – HSI R Bear CBBC Apr 2016 W	2016/04/27	2016/04/29
62887	Goldman Sachs SP (Asia) – HSI R Bear CBBC Apr 2016 F	2016/04/27	2016/04/29
66271	J P Morgan SP BV – HSCEI R Bear CBBC Apr 2016 G	2016/04/27	2016/04/29
64648	J P Morgan SP BV – HSI R Bear CBBC Apr 2016 Q	2016/04/27	2016/04/29
63104	J P Morgan SP BV – HSI R Bear CBBC Apr 2016 D	2016/04/27	2016/04/29
62501	J P Morgan SP BV – HSCEI R Bear CBBC Apr 2016 B	2016/04/27	2016/04/29
67925	BNP Paribas Arbit Issu B.V. – HSI R Bear CBBC Apr 2016 Q	2016/04/27	2016/04/29
60881	BNP Paribas Arbit Issu B.V. – HSI R Bear CBBC Apr 2016 K	2016/04/27	2016/04/29
68471	Credit Suisse AG – HSI R Bear CBBC Apr 2016 L	2016/04/27	2016/04/29
68903	Credit Suisse AG – HSI R Bear CBBC Apr 2016 E	2016/04/27	2016/04/29
64885	HK Bank – HSCEI R Bear CBBC Apr 2016 G	2016/04/27	2016/04/29
68472	Credit Suisse AG – HSI R Bear CBBC Apr 2016 R	2016/04/27	2016/04/29
68480	Credit Suisse AG – HSI R Bear CBBC Apr 2016 V	2016/04/27	2016/04/29
69925	HK Bank – HSI R Bear CBBC Apr 2016 D	2016/04/27	2016/04/29
69924	HK Bank – HSI R Bear CBBC Apr 2016 C	2016/04/27	2016/04/29
68547	J P Morgan SP BV – HSI R Bear CBBC Apr 2016 F	2016/04/27	2016/04/29
60819	J P Morgan SP BV – HSI R Bear CBBC Apr 2016 N	2016/04/27	2016/04/29

List of expired CBBC, 2016 (continued)

Code	CBBC	Last trading date	Delisted date
68569	SGA Societe Generale Acceptance N.V.-HSI R Bear CBBC Apr16 G	2016/04/27	2016/04/29
69922	HK Bank – HSI R Bear CBBC Apr 2016 B	2016/04/27	2016/04/29
65836	HK Bank – HSI R Bear CBBC Apr 2016 L	2016/04/27	2016/04/29
65294	SGA Societe Generale Acceptance N.V.-HSI R Bear CBBC Apr16 E	2016/04/27	2016/04/29
61262	HK Bank – HSI R Bear CBBC Apr 2016 H	2016/04/27	2016/04/29
66156	Credit Suisse AG – HSI R Bear CBBC Apr 2016 J	2016/04/27	2016/04/29
61971	Credit Suisse AG – HSI R Bear CBBC Apr 2016 O	2016/04/27	2016/04/29
60979	HK Bank – HSI R Bear CBBC Apr 2016 G	2016/04/27	2016/04/29
62303	Credit Suisse AG – HSI R Bear CBBC Apr 2016 I	2016/04/27	2016/04/29
60724	HK Bank – HSI R Bear CBBC Apr 2016 E	2016/04/27	2016/04/29
66151	HK Bank – HSI R Bear CBBC Apr 2016 M	2016/04/27	2016/04/29
62446	J P Morgan SP BV – HSI R Bear CBBC Apr 2016 Y	2016/04/27	2016/04/29
64521	J P Morgan SP BV – HSI R Bear CBBC Apr 2016 C	2016/04/27	2016/04/29
67937	BNP Paribas Arbit Issu B.V. – HSI R Bear CBBC Apr 2016 S	2016/04/27	2016/04/29
61102	BNP Paribas Arbit Issu B.V. – HSI R Bear CBBC Apr 2016 J	2016/04/27	2016/04/29
67969	J P Morgan SP BV – HSI R Bear CBBC Apr 2016 E	2016/04/27	2016/04/29
60141	BNP Paribas Arbit Issu B.V. – HSCEI R Bear CBBC Apr 2016 B	2016/04/27	2016/04/29
65234	J P Morgan SP BV – HSI R Bear CBBC Apr 2016 T	2016/04/27	2016/04/29
69568	HK Bank – HSCEI R Bear CBBC Apr 2016 L	2016/04/27	2016/04/29
65238	Credit Suisse AG – HSI R Bear CBBC Apr 2016 M	2016/04/27	2016/04/29
60466	J P Morgan SP BV – HSCEI R Bear CBBC Apr 2016 K	2016/04/27	2016/04/29
61292	SGA Societe Generale Acceptance N.V. -A50 R Bear CBBC Apr16A	2016/04/27	2016/04/29
66041	Credit Suisse AG – HSI R Bear CBBC Jul 2016 R	2016/04/28	2016/04/29
66030	BNP Paribas Arbit Issu B.V. – HSI R Bull CBBC Jun 2017 O	2016/04/28	2016/04/29
66026	BNP Paribas Arbit Issu B.V. – HSI R Bull CBBC May 2017 P	2016/04/28	2016/04/29
66019	Goldman Sachs SP (Asia) – HSI R Bull CBBC Jul 2017 F	2016/04/28	2016/04/29
66018	Goldman Sachs SP (Asia) – HSI R Bull CBBC May 2017 T	2016/04/28	2016/04/29
65992	BNP Paribas Arbit Issu B.V. – HSI R Bear CBBC Mar 2017 K	2016/04/28	2016/04/29
66014	HK Bank – HSI R Bull CBBC Dec 2016 X	2016/04/28	2016/04/29
66013	SG Issuer – HSI R Bear CBBC Jul 2016 Q	2016/04/28	2016/04/29
66009	SG Issuer – HSI R Bear CBBC Jul 2016 I	2016/04/28	2016/04/29
65995	Goldman Sachs SP (Asia) – HSI R Bear CBBC Jul 2016 A	2016/04/28	2016/04/29
65988	HK Bank – AIA R Bear CBBC Mar 2017 B	2016/04/28	2016/04/29
66015	HK Bank – HSI R Bull CBBC Oct 2016 A	2016/04/28	2016/04/29
66059	UBS AG – HSI R Bear CBBC Jul 2016 Q	2016/04/28	2016/04/29
65994	BNP Paribas Arbit Issu B.V. – HSI R Bear CBBC Feb 2017 N	2016/04/28	2016/04/29
66060	UBS AG – HSI R Bear CBBC Jul 2016 S	2016/04/28	2016/04/29
66061	UBS AG – HSI R Bear CBBC Jul 2016 W	2016/04/28	2016/04/29
66075	UBS AG – HSI R Bull CBBC Aug 2017 G	2016/04/28	2016/04/29
66078	UBS AG – HSI R Bull CBBC Jun 2017 U	2016/04/28	2016/04/29
66080	UBS AG – HSI R Bull CBBC Sep 2017 P	2016/04/28	2016/04/29
66083	SG Issuer – HSI R Bull CBBC Jun 2017 G	2016/04/28	2016/04/29
66084	SG Issuer – HSI R Bull CBBC Jun 2017 H	2016/04/28	2016/04/29
66086	J P Morgan SP BV – HSI R Bear CBBC Jul 2016 U	2016/04/28	2016/04/29
66087	J P Morgan SP BV – HSI R Bear CBBC Jul 2016 W	2016/04/28	2016/04/29
66088	J P Morgan SP BV – HSI R Bull CBBC Aug 2017 H	2016/04/28	2016/04/29
66106	J P Morgan SP BV – Tencent R Bull CBBC Jan 2017 C	2016/04/28	2016/04/29
66109	J P Morgan SP BV – HSI R Bull CBBC Jun 2017 Q	2016/04/28	2016/04/29
66058	Credit Suisse AG – HSI R Bull CBBC Jul 2017 N	2016/04/28	2016/04/29
65858	J P Morgan SP BV – HSI R Bear CBBC Aug 2016 T	2016/04/28	2016/04/29
65639	J P Morgan SP BV – HSI R Bear CBBC Jul 2016 M	2016/04/28	2016/04/29
65797	SG Issuer – HSI R Bear CBBC Aug 2016 K	2016/04/28	2016/04/29
65841	Credit Suisse AG – HSI R Bear CBBC Aug 2016 U	2016/04/28	2016/04/29
65781	HK Bank – Galaxy Ent R Bull CBBC Jun 2017 C	2016/04/28	2016/04/29
65724	UBS AG – HSI R Bear CBBC Jul 2016 R	2016/04/28	2016/04/29
62022	Credit Suisse AG – TCH R Bull CBBC Apr 2016 B	2016/04/28	2016/05/03
65999	Goldman Sachs SP (Asia) – HSI R Bear CBBC Jul 2016 E	2016/04/28	2016/04/29
66057	Credit Suisse AG – HSI R Bear CBBC May 2016 C	2016/04/28	2016/04/29
65991	BNP Paribas Arbit Issu B.V. – HSI R Bear CBBC Feb 2017 M	2016/04/28	2016/04/29
62877	HK Bank – Ping An R Bear CBBC Apr 2016 B	2016/04/28	2016/05/03
65560	Goldman Sachs SP (Asia) – HSI R Bear CBBC Jul 2016 V	2016/04/28	2016/04/29
63771	SGA Societe Generale Acceptance N.V.-HSI R Bear CBBC Jul16 U	2016/04/28	2016/04/29
61588	Credit Suisse AG – Ping An R Bull CBBC Apr 2016 A	2016/04/28	2016/05/03
65334	J P Morgan SP BV – Galaxy Ent R Bull CBBC Mar 2017 B	2016/04/28	2016/04/29
65348	J P Morgan SP BV – HSI R Bear CBBC Jul 2016 Z	2016/04/28	2016/04/29
65324	UBS AG – HSI R Bear CBBC Jul 2016 D	2016/04/28	2016/04/29
65872	J P Morgan SP BV – HSI R Bull CBBC Aug 2016 G	2016/04/29	2016/05/03
66174	UBS AG – HSI R Bull CBBC Aug 2017 H	2016/04/29	2016/05/03
66171	J P Morgan SP BV – HSI R Bull CBBC Jun 2017 R	2016/04/29	2016/05/03
66170	J P Morgan SP BV – HSI R Bull CBBC Jul 2017 K	2016/04/29	2016/05/03
66168	Credit Suisse AG – HKEX R Bull CBBC Sep 2016 C	2016/04/29	2016/05/03
66154	Credit Suisse AG – HSI R Bull CBBC Apr 2017 K	2016/04/29	2016/05/03
66133	Goldman Sachs SP (Asia) – HSI R Bull CBBC Aug 2017 A	2016/04/29	2016/05/03
66130	SG Issuer – HSI R Bull CBBC Jul 2017 G	2016/04/29	2016/05/03
65982	J P Morgan SP BV – HSI R Bull CBBC Aug 2017 G	2016/04/29	2016/05/03
65583	Credit Suisse AG – HSI R Bull CBBC Apr 2017 G	2016/04/29	2016/05/03
65979	J P Morgan SP BV – CKH R Bull CBBC Jun 2017 B	2016/04/29	2016/05/03
64560	Bank of East Asia – CKH R Bull CBBC Sep 2017 A	2016/04/29	2016/05/03
65663	SG Issuer – HSI R Bull CBBC Jul 2017 B	2016/04/29	2016/05/03
65934	UBS AG – HSI R Bull CBBC Jun 2017 S	2016/04/29	2016/05/03
66182	J P Morgan SP BV – HKEX R Bull CBBC Apr 2017 B	2016/04/29	2016/05/03
65930	Credit Suisse AG – HSI R Bull CBBC Apr 2017 J	2016/04/29	2016/05/03
65700	UBS AG – HSI R Bull CBBC Nov 2016 B	2016/04/29	2016/05/03
65899	Goldman Sachs SP (Asia) – HSI R Bull CBBC Jul 2017 E	2016/04/29	2016/05/03
66098	J P Morgan SP BV – HKEX R Bull CBBC Nov 2016 G	2016/04/29	2016/05/03
65418	HK Bank – China Life R Bull CBBC Feb 2017 A	2016/05/03	2016/05/04
64956	J P Morgan SP BV – Tencent R Bull CBBC Dec 2016 C	2016/05/03	2016/05/04

List of expired CBBC, 2016 (continued)

Code	CBBC	Last trading date	Delisted date
65377	J P Morgan SP BV – HSI R Bull CBBC Aug 2017 E	2016/05/03	2016/05/04
65382	BNP Paribas Arbit Issu B.V. – HSI R Bull CBBC Jun 2017 L	2016/05/03	2016/05/04
65390	HK Bank – HSI R Bull CBBC Dec 2016 W	2016/05/03	2016/05/04
65402	Goldman Sachs SP (Asia) – HSI R Bull CBBC Jun 2017 W	2016/05/03	2016/05/04
65340	J P Morgan SP BV – China Life R Bull CBBC Dec 2016 C	2016/05/03	2016/05/04
65416	HK Bank – TCH R Bull CBBC Dec 2016 K	2016/05/03	2016/05/04
65328	BNP Paribas Arbit Issu B.V. – HSI R Bull CBBC Jun 2017 K	2016/05/03	2016/05/04
65419	HK Bank – Ping An R Bull CBBC Dec 2016 L	2016/05/03	2016/05/04
65420	SG Issuer – HSI R Bull CBBC Sep 2016 E	2016/05/03	2016/05/04
65423	SG Issuer – HSI R Bull CBBC Dec 2016 X	2016/05/03	2016/05/04
65443	BNP Paribas Arbit Issu B.V. – HSCEI R Bull CBBC May 2017 B	2016/05/03	2016/05/04
65450	Macquarie Bank Ltd. – HSI R Bull CBBC Dec 2016 H	2016/05/03	2016/05/04
65466	Credit Suisse AG – HSI R Bull CBBC Jul 2017 K	2016/05/03	2016/05/04
65414	HK Bank – HKEX R Bull CBBC Dec 2016 J	2016/05/03	2016/05/04
65252	Goldman Sachs SP (Asia) – HSI R Bull CBBC Jun 2017 V	2016/05/03	2016/05/04
65181	BNP Paribas Arbit Issu B.V. – HSI R Bull CBBC May 2017 L	2016/05/03	2016/05/04
65183	BNP Paribas Arbit Issu B.V. – HSI R Bull CBBC May 2017 M	2016/05/03	2016/05/04
65205	SG Issuer – HSI R Bull CBBC Nov 2016 Z	2016/05/03	2016/05/04
65211	SG Issuer – HSI R Bull CBBC Sep 2016 O	2016/05/03	2016/05/04
65241	Credit Suisse AG – HKEX R Bull CBBC Dec 2016 A	2016/05/03	2016/05/04
65365	J P Morgan SP BV – HSI R Bull CBBC Jul 2017 H	2016/05/03	2016/05/04
65251	Goldman Sachs SP (Asia) – HSI R Bull CBBC May 2017 Q	2016/05/03	2016/05/04
65529	UBS AG – HSI R Bull CBBC Jun 2017 M	2016/05/03	2016/05/04
65254	Credit Suisse AG – HSI R Bull CBBC Jun 2017 W	2016/05/03	2016/05/04
65257	Credit Suisse AG – HSI R Bull CBBC Jun 2017 X	2016/05/03	2016/05/04
65286	UBS AG – HSCEI R Bull CBBC Jul 2017 B	2016/05/03	2016/05/04
65317	UBS AG – HSI R Bull CBBC Sep 2017 K	2016/05/03	2016/05/04
65318	UBS AG – HSI R Bull CBBC Aug 2017 A	2016/05/03	2016/05/04
65319	UBS AG – HSI R Bull CBBC Jun 2017 K	2016/05/03	2016/05/04
65250	Goldman Sachs SP (Asia) – HSI R Bull CBBC Jun 2017 U	2016/05/03	2016/05/04
66220	HK Bank – HKEX R Bull CBBC Dec 2016 L	2016/05/03	2016/05/04
66020	Macquarie Bank Ltd. – HSI R Bull CBBC Dec 2016 J	2016/05/03	2016/05/04
66074	UBS AG – HKEX R Bull CBBC Oct 2016 F	2016/05/03	2016/05/04
66089	J P Morgan SP BV – HSI R Bull CBBC Oct 2017 C	2016/05/03	2016/05/04
66123	SG Issuer – Tencent R Bull CBBC Jun 2017 C	2016/05/03	2016/05/04
66134	BNP Paribas Arbit Issu B.V. – HKEX R Bull CBBC Dec 2016 B	2016/05/03	2016/05/04
65467	Credit Suisse AG – HSI R Bull CBBC Jul 2017 L	2016/05/03	2016/05/04
66217	HK Bank – HKEX R Bull CBBC Dec 2016 K	2016/05/03	2016/05/04
65918	SG Issuer – HKEX R Bull CBBC May 2017 B	2016/05/03	2016/05/04
66221	HK Bank – HSI R Bull CBBC Nov 2016 Y	2016/05/03	2016/05/04
66232	UBS AG – HSI R Bull CBBC Sep 2017 Q	2016/05/03	2016/05/04
66233	UBS AG – HSI R Bull CBBC Aug 2017 I	2016/05/03	2016/05/04
66234	Credit Suisse AG – HSI R Bull CBBC Mar 2017 D	2016/05/03	2016/05/04
66237	BNP Paribas Arbit Issu B.V. – HSI R Bull CBBC May 2017 Q	2016/05/03	2016/05/04
66245	J P Morgan SP BV – HSI R Bull CBBC Sep 2017 F	2016/05/03	2016/05/04
66197	HK Bank – HKEX R Bull CBBC Oct 2016 X	2016/05/03	2016/05/04
65682	Credit Suisse AG – HSI R Bull CBBC Apr 2017 I	2016/05/03	2016/05/04
66240	Goldman Sachs SP (Asia) – HSI R Bull CBBC Jun 2017 Z	2016/05/03	2016/05/04
65548	SG Issuer – HSI R Bull CBBC Jun 2017 B	2016/05/03	2016/05/04
65549	SG Issuer – HSI R Bull CBBC Jun 2017 C	2016/05/03	2016/05/04
65590	Credit Suisse AG – HSI R Bull CBBC Apr 2017 H	2016/05/03	2016/05/04
65602	UBS AG – HSI R Bull CBBC Sep 2017 M	2016/05/03	2016/05/04
65603	UBS AG – HSI R Bull CBBC Aug 2017 E	2016/05/03	2016/05/04
65989	HK Bank – PICC P&C R Bull CBBC Jan 2017 B	2016/05/03	2016/05/04
65662	SG Issuer – HSI R Bull CBBC Jul 2017 A	2016/05/03	2016/05/04
65970	J P Morgan SP BV – HSI R Bull CBBC Jul 2017 J	2016/05/03	2016/05/04
65693	J P Morgan SP BV – HSI R Bull CBBC May 2017 L	2016/05/03	2016/05/04
65701	UBS AG – HSI R Bull CBBC Sep 2017 N	2016/05/03	2016/05/04
65765	HK Bank – HSCEI R Bull CBBC Jul 2017 A	2016/05/03	2016/05/04
65863	J P Morgan SP BV – HKEX R Bull CBBC Dec 2016 D	2016/05/03	2016/05/04
65903	Goldman Sachs SP (Asia) – HSI R Bull CBBC May 2017 S	2016/05/03	2016/05/04
65493	J P Morgan SP BV – HSI R Bull CBBC Sep 2017 E	2016/05/03	2016/05/04
65637	J P Morgan SP BV – HSI R Bull CBBC Jun 2017 O	2016/05/03	2016/05/04
65320	UBS AG – HSI R Bull CBBC Aug 2017 B	2016/05/04	2016/05/05
65780	HK Bank – Lenovo R Bull CBBC Mar 2017 A	2016/05/04	2016/05/05
64775	HK Bank – ICBC R Bull CBBC Jan 2017 A	2016/05/04	2016/05/05
63388	HK Bank – CKH R Bull CBBC Jul 2017 A	2016/05/04	2016/05/05
65627	J P Morgan SP BV – BOCL R Bull CBBC Mar 2017 A	2016/05/04	2016/05/05
65562	Goldman Sachs SP (Asia) – HSI R Bull CBBC Jun 2017 H	2016/05/04	2016/05/05
65547	SG Issuer – HSI R Bull CBBC Jun 2017 A	2016/05/04	2016/05/05
65544	J P Morgan SP BV – COVS R Bull CBBC Jan 2017 C	2016/05/04	2016/05/05
65530	UBS AG – HSI R Bull CBBC Jul 2017 N	2016/05/04	2016/05/05
65468	Credit Suisse AG – HSI R Bull CBBC Jul 2017 M	2016/05/04	2016/05/05
65456	SG Issuer – HSI R Bull CBBC Nov 2016 E	2016/05/04	2016/05/05
65453	Macquarie Bank Ltd. – HSI R Bull CBBC Dec 2016 I	2016/05/04	2016/05/05
65408	HK Bank – HKEX R Bull CBBC Dec 2016 I	2016/05/04	2016/05/05
65791	SG Issuer – HSI R Bull CBBC Jul 2017 E	2016/05/04	2016/05/05
65343	J P Morgan SP BV – HKEX R Bull CBBC Jan 2017 E	2016/05/04	2016/05/05
65702	UBS AG – HSI R Bull CBBC Sep 2017 O	2016/05/04	2016/05/05
65253	Credit Suisse AG – HSI R Bull CBBC Jun 2017 V	2016/05/04	2016/05/05
65202	SG Issuer – HSI R Bull CBBC Sep 2016 U	2016/05/04	2016/05/05
65180	BNP Paribas Arbit Issu B.V. – HSI R Bull CBBC Jun 2017 J	2016/05/04	2016/05/05
65163	J P Morgan SP BV – HSI R Bull CBBC May 2017 J	2016/05/04	2016/05/05
65158	Goldman Sachs SP (Asia) – HSI R Bull CBBC Jun 2017 S	2016/05/04	2016/05/05
65141	UBS AG – HSI R Bull CBBC Sep 2017 J	2016/05/04	2016/05/05
65134	BNP Paribas Arbit Issu B.V. – HSI R Bull CBBC May 2017 K	2016/05/04	2016/05/05
65119	Credit Suisse AG – HSI R Bull CBBC Apr 2017 E	2016/05/04	2016/05/05

List of expired CBBC, 2016 (continued)

Code	CBBC	Last trading date	Delisted date
65091	J P Morgan SP BV – HSI R Bull CBBC Jan 2017 T	2016/05/04	2016/05/05
65086	UBS AG – HSI R Bull CBBC Jun 2017 E	2016/05/04	2016/05/05
65068	SG Issuer – HSI R Bull CBBC Oct 2016 A	2016/05/04	2016/05/05
65062	Goldman Sachs SP (Asia) – HSI R Bull CBBC Jun 2017 P	2016/05/04	2016/05/05
65021	HK Bank – TCH R Bull CBBC Jan 2017 B	2016/05/04	2016/05/05
65388	HK Bank – HSI R Bull CBBC Feb 2017 F	2016/05/04	2016/05/05
66273	UBS AG – HSI R Bull CBBC Aug 2017 J	2016/05/04	2016/05/05
66284	J P Morgan SP BV – HSI R Bull CBBC Aug 2017 I	2016/05/04	2016/05/05
66283	J P Morgan SP BV – HSI R Bull CBBC Jul 2017 L	2016/05/04	2016/05/05
65638	J P Morgan SP BV – HSI R Bull CBBC Oct 2017 B	2016/05/04	2016/05/05
66281	Goldman Sachs SP (Asia) – HSI R Bull CBBC Jun 2017 X	2016/05/04	2016/05/05
65917	SG Issuer – HKEX R Bull CBBC May 2017 A	2016/05/04	2016/05/05
66272	UBS AG – HSI R Bull CBBC Jun 2017 V	2016/05/04	2016/05/05
66269	BNP Paribas Arbit Issu B.V. – HSI R Bull CBBC Jun 2017 Q	2016/05/04	2016/05/05
66266	Credit Suisse AG – HSI R Bull CBBC Jun 2017 D	2016/05/04	2016/05/05
66258	SG Issuer – HSI R Bull CBBC Jun 2017 I	2016/05/04	2016/05/05
66256	Goldman Sachs SP (Asia) – HSI R Bull CBBC Aug 2017 B	2016/05/04	2016/05/05
66072	UBS AG – Tencent R Bull CBBC Oct 2016 E	2016/05/04	2016/05/05
66251	BNP Paribas Arbit Issu B.V. – HSI R Bull CBBC Jun 2017 P	2016/05/04	2016/05/05
66250	BNP Paribas Arbit Issu B.V. – HSI R Bull CBBC May 2017 R	2016/05/04	2016/05/05
66247	J P Morgan SP BV – HSI R Bull CBBC Jun 2017 S	2016/05/04	2016/05/05
66185	HK Bank – CNOOC R Bull CBBC Jan 2017 D	2016/05/04	2016/05/05
65975	J P Morgan SP BV – HSI R Bull CBBC Sep 2016 C	2016/05/04	2016/05/05
66253	Goldman Sachs SP (Asia) – HSI R Bull CBBC Jun 2017 Y	2016/05/04	2016/05/05
66071	UBS AG – HSBC R Bull CBBC Jun 2017 A	2016/05/04	2016/05/05
65113	SG Issuer – HSI R Bull CBBC Dec 2016 W	2016/05/05	2016/05/06
66311	Credit Suisse AG – HSI R Bull CBBC Jul 2017 P	2016/05/05	2016/05/06
66319	J P Morgan SP BV – HSI R Bull CBBC Jul 2017 M	2016/05/05	2016/05/06
65074	Credit Suisse AG – HSI R Bull CBBC Jul 2017 H	2016/05/05	2016/05/06
66310	Credit Suisse AG – HSI R Bull CBBC Jul 2017 O	2016/05/05	2016/05/06
66322	J P Morgan SP BV – Ping An R Bull CBBC Feb 2017 D	2016/05/05	2016/05/06
66333	Goldman Sachs SP (Asia) – HSI R Bull CBBC Aug 2017 C	2016/05/05	2016/05/06
65019	UBS AG – HSI R Bull CBBC Mar 2017 R	2016/05/05	2016/05/06
66320	J P Morgan SP BV – HSI R Bull CBBC Sep 2017 G	2016/05/05	2016/05/06
66303	UBS AG – HSI R Bull CBBC Jul 2017 Q	2016/05/05	2016/05/06
66301	UBS AG – HSI R Bull CBBC Jul 2017 P	2016/05/05	2016/05/06
65321	UBS AG – HSI R Bull CBBC Jun 2017 L	2016/05/05	2016/05/06
66299	SG Issuer – HSI R Bull CBBC Jul 2017 H	2016/05/05	2016/05/06
65198	BNP Paribas Arbit Issu B.V. – HSCEI R Bull CBBC Jun 2017 A	2016/05/05	2016/05/06
66321	J P Morgan SP BV – HSBC R Bull CBBC Apr 2017 C	2016/05/05	2016/05/06
65001	Goldman Sachs SP (Asia) – HSI R Bull CBBC Jun 2017 O	2016/05/05	2016/05/06
66122	SG Issuer – Tencent R Bull CBBC Jun 2017 B	2016/05/05	2016/05/06
65380	J P Morgan SP BV – HSI R Bull CBBC Sep 2017 D	2016/05/05	2016/05/06
66300	SG Issuer – HSI R Bull CBBC Jun 2017 J	2016/05/05	2016/05/06
64842	UBS AG – HSI R Bull CBBC Sep 2017 G	2016/05/05	2016/05/06
64782	SG Issuer – HSI R Bull CBBC Nov 2016 Y	2016/05/05	2016/05/06
64913	J P Morgan SP BV – Tencent R Bull CBBC Nov 2016 B	2016/05/05	2016/05/06
64982	Credit Suisse AG – HSI R Bull CBBC Jun 2017 U	2016/05/05	2016/05/06
64778	BNP Paribas Arbit Issu B.V. – HSI R Bull CBBC Jun 2017 I	2016/05/05	2016/05/06
64996	J P Morgan SP BV – HSI R Bull CBBC Jun 2017 L	2016/05/05	2016/05/06
64562	Bank of East Asia – Sands China R Bull CBBC Sep 2017 A	2016/05/06	2016/05/09
62768	HK Bank – Galaxy Ent R Bull CBBC May 2017 A	2016/05/06	2016/05/09
63926	J P Morgan SP BV – Galaxy Ent R Bull CBBC Feb 2017 B	2016/05/06	2016/05/09
66225	SG Issuer – A50 R Bull CBBC Feb 2017 D	2016/05/06	2016/05/09
64904	UBS AG – HSI R Bull CBBC Jun 2017 D	2016/05/06	2016/05/09
64561	Bank of East Asia – Galaxy Ent R Bull CBBC Jul 2017 A	2016/05/06	2016/05/09
64286	HK Bank – CSOP A50 ETF R Bull CBBC Jan 2017 E	2016/05/06	2016/05/09
64902	UBS AG – HSI R Bull CBBC Sep 2017 H	2016/05/06	2016/05/09
63971	HK Bank – Sands China R Bull CBBC Dec 2016 F	2016/05/06	2016/05/09
66104	J P Morgan SP BV – HSBC R Bull CBBC Feb 2017 A	2016/05/06	2016/05/09
64844	UBS AG – HSI R Bull CBBC Jul 2017 K	2016/05/06	2016/05/09
62900	UBS AG – A50 China R Bull CBBC May 2016 A	2016/05/06	2016/05/10
64680	UBS AG – HSCEI R Bull CBBC Jun 2017 C	2016/05/06	2016/05/09
63877	HK Bank – HSCEI R Bull CBBC Oct 2016 Q	2016/05/06	2016/05/09
66384	UBS AG – HSI R Bull CBBC Jun 2017 W	2016/05/06	2016/05/09
64174	HK Bank – CUni R Bull CBBC Jun 2017 A	2016/05/06	2016/05/09
64891	SG Issuer – HSI R Bull CBBC Sep 2016 J	2016/05/06	2016/05/09
66350	Goldman Sachs SP (Asia) – HSI R Bull CBBC Aug 2017 D	2016/05/06	2016/05/09
64895	Goldman Sachs SP (Asia) – HSI R Bull CBBC Jun 2017 K	2016/05/06	2016/05/09
66353	SG Issuer – HSI R Bull CBBC Jul 2017 I	2016/05/06	2016/05/09
64374	J P Morgan SP BV – ICBC R Bull CBBC Dec 2016 A	2016/05/06	2016/05/09
66377	Credit Suisse AG – HSI R Bull CBBC Apr 2017 L	2016/05/06	2016/05/09
64890	BNP Paribas Arbit Issu B.V. – HSI R Bull CBBC May 2017 I	2016/05/06	2016/05/09
66385	UBS AG – HSI R Bull CBBC Jun 2017 T	2016/05/06	2016/05/09
66388	J P Morgan SP BV – HSI R Bull CBBC Aug 2017 J	2016/05/06	2016/05/09
69733	HK Bank – A50 R Bear CBBC May 2016 B	2016/05/06	2016/05/10
65771	HK Bank – CNOOC R Bull CBBC Jul 2017 A	2016/05/06	2016/05/09
64897	Credit Suisse AG – HSI R Bull CBBC Jul 2017 F	2016/05/06	2016/05/09
66305	UBS AG – Ping An R Bull CBBC Jan 2017 B	2016/05/06	2016/05/09
66355	SG Issuer – HSI R Bull CBBC Jul 2017 J	2016/05/06	2016/05/09
64974	Credit Suisse AG – HSI R Bull CBBC Jul 2017 G	2016/05/06	2016/05/09
65200	Macquarie Bank Ltd. – HSI R Bull CBBC Dec 2016 G	2016/05/06	2016/05/09
64804	Goldman Sachs SP (Asia) – HSI R Bull CBBC Jun 2017 J	2016/05/06	2016/05/09
65093	J P Morgan SP BV – HSI R Bull CBBC May 2017 H	2016/05/06	2016/05/09
64964	SG Issuer – HSI R Bull CBBC Sep 2016 Y	2016/05/06	2016/05/09
65088	Goldman Sachs SP (Asia) – HSI R Bull CBBC Jun 2017 R	2016/05/06	2016/05/09
65087	UBS AG – HSI R Bull CBBC Nov 2016 T	2016/05/06	2016/05/09

List of expired CBBC, 2016 (continued)

Code	CBBC	Last trading date	Delisted date
69726	HK Bank – CSOP A50 ETF R Bear CBBC May 2016 B	2016/05/06	2016/05/10
64967	Goldman Sachs SP (Asia) – HSI R Bull CBBC Jun 2017 M	2016/05/06	2016/05/09
64819	Credit Suisse AG – HSI R Bull CBBC Jun 2017 S	2016/05/06	2016/05/09
65064	SG Issuer – HSI R Bull CBBC Oct 2016 R	2016/05/06	2016/05/09
64979	BNP Paribas Arbit Issu B.V. – HSI R Bull CBBC May 2017 J	2016/05/06	2016/05/09
64802	J P Morgan SP BV – HSI R Bull CBBC Apr 2017 S	2016/05/06	2016/05/09
64054	J P Morgan SP BV – HSCEI R Bull CBBC Jul 2017 A	2016/05/06	2016/05/09
64779	SG Issuer – HSI R Bull CBBC Oct 2016 L	2016/05/06	2016/05/09
64747	HK Bank – Sands China R Bull CBBC May 2016 A	2016/05/06	2016/05/10
64998	J P Morgan SP BV – HSI R Bull CBBC Apr 2017 T	2016/05/06	2016/05/09
65670	SG Issuer – HSI R Bull CBBC Jul 2017 D	2016/05/06	2016/05/09
65159	Goldman Sachs SP (Asia) – HSI R Bull CBBC Jun 2017 T	2016/05/06	2016/05/09
65338	J P Morgan SP BV – Ping An R Bull CBBC Jan 2017 B	2016/05/06	2016/05/09
63467	J P Morgan SP BV – COVS R Bull CBBC Dec 2016 B	2016/05/06	2016/05/09
65977	J P Morgan SP BV – HSI R Bull CBBC Sep 2016 D	2016/05/06	2016/05/09
62898	UBS AG – CSOP A50 ETF R Bull CBBC May 2016 A	2016/05/06	2016/05/10
61991	Bank of East Asia – HKEX R Bear CBBC May 2016 A	2016/05/06	2016/05/10
65098	HK Bank – HSI R Bull CBBC Oct 2016 D	2016/05/06	2016/05/09
64929	Credit Suisse AG – HSI R Bull CBBC Apr 2017 D	2016/05/06	2016/05/09
65199	Macquarie Bank Ltd. – HSI R Bull CBBC Dec 2016 F	2016/05/06	2016/05/09
64941	UBS AG – HSI R Bull CBBC Sep 2017 I	2016/05/06	2016/05/09
64678	HK Bank – Minsheng Bank R Bear CBBC May 2016 A	2016/05/06	2016/05/10
65132	J P Morgan SP BV – HSI R Bull CBBC May 2017 I	2016/05/06	2016/05/09
64777	BNP Paribas Arbit Issu B.V. – HSI R Bull CBBC Jun 2017 H	2016/05/06	2016/05/09
64919	J P Morgan SP BV – HSI R Bull CBBC Jun 2017 K	2016/05/06	2016/05/09
64354	BNP Paribas Arbit Issu B.V. – CAM CSI300 R Bull CBBC Dec 16A	2016/05/09	2016/05/10
64086	HK Bank – Ping An R Bull CBBC Dec 2016 J	2016/05/09	2016/05/10
63881	HK Bank – China Life R Bull CBBC Nov 2016 F	2016/05/09	2016/05/10
63469	J P Morgan SP BV – China Life R Bull CBBC Aug 2016 A	2016/05/09	2016/05/10
63891	Bank of East Asia – COVS R Bull CBBC Jul 2017 A	2016/05/09	2016/05/10
66446	Credit Suisse AG – HSI R Bull CBBC Jun 2017 F	2016/05/09	2016/05/10
66460	J P Morgan SP BV – HSI R Bull CBBC Jun 2017 T	2016/05/09	2016/05/10
66453	UBS AG – HSI R Bull CBBC Jul 2017 R	2016/05/09	2016/05/10
64350	HK Bank – CAM CSI300 R Bull CBBC Aug 2017 B	2016/05/09	2016/05/10
66443	Credit Suisse AG – HSI R Bull CBBC Jun 2017 E	2016/05/09	2016/05/10
64289	HK Bank – A50 R Bull CBBC Jan 2017 E	2016/05/09	2016/05/10
66426	Goldman Sachs SP (Asia) – HSI R Bull CBBC Aug 2017 G	2016/05/09	2016/05/10
66425	SG Issuer – HSI R Bull CBBC Jul 2017 L	2016/05/09	2016/05/10
66424	SG Issuer – HSI R Bull CBBC Jun 2017 K	2016/05/09	2016/05/10
66423	SG Issuer – HSI R Bull CBBC Jul 2017 K	2016/05/09	2016/05/10
66420	Goldman Sachs SP (Asia) – HSI R Bull CBBC Aug 2017 F	2016/05/09	2016/05/10
66418	Goldman Sachs SP (Asia) – HSI R Bull CBBC Aug 2017 E	2016/05/09	2016/05/10
66410	HK Bank – HSI R Bull CBBC Dec 2016 Y	2016/05/09	2016/05/10
64255	J P Morgan SP BV – CSOP A50 ETF R Bull CBBC Jan 2017 C	2016/05/09	2016/05/10
66413	HK Bank – PetCh R Bull CBBC Jul 2017 B	2016/05/09	2016/05/10
66409	HK Bank – HSI R Bull CBBC Nov 2016 Z	2016/05/09	2016/05/10
66478	BNP Paribas Arbit Issu B.V. – HSI R Bull CBBC Jun 2017 R	2016/05/10	2016/05/11
65740	HK Bank – China Mobile R Bull CBBC Jan 2017 A	2016/05/10	2016/05/11
66482	BNP Paribas Arbit Issu B.V. – HSI R Bull CBBC May 2017 S	2016/05/10	2016/05/11
66483	BNP Paribas Arbit Issu B.V. – HSI R Bull CBBC Jun 2017 S	2016/05/10	2016/05/11
66491	Goldman Sachs SP (Asia) – HSI R Bull CBBC May 2017 U	2016/05/10	2016/05/11
66492	Goldman Sachs SP (Asia) – HSI R Bull CBBC Aug 2017 H	2016/05/10	2016/05/11
66468	SG Issuer – HSI R Bull CBBC Jul 2017 N	2016/05/10	2016/05/11
66532	UBS AG – HSI R Bull CBBC Jul 2017 S	2016/05/10	2016/05/11
66467	SG Issuer – HSI R Bull CBBC Jun 2017 L	2016/05/10	2016/05/11
66512	BNP Paribas Arbit Issu B.V. – HSI R Bull CBBC May 2017 T	2016/05/10	2016/05/11
66513	Credit Suisse AG – HSI R Bull CBBC Jul 2017 Q	2016/05/10	2016/05/11
66517	Credit Suisse AG – HSI R Bull CBBC Jul 2017 R	2016/05/10	2016/05/11
66519	Credit Suisse AG – HSI R Bull CBBC Jun 2017 J	2016/05/10	2016/05/11
66521	Credit Suisse AG – HSI R Bull CBBC Apr 2017 M	2016/05/10	2016/05/11
66531	UBS AG – HSI R Bull CBBC Aug 2017 K	2016/05/10	2016/05/11
65674	Bank of East Asia – Lenovo R Bull CBBC Dec 2017 A	2016/05/10	2016/05/11
63661	Goldman Sachs SP (Asia) – HSI R Bull CBBC May 2017 O	2016/05/10	2016/05/11
61652	HK Bank – Lenovo R Bull CBBC Dec 2016 B	2016/05/10	2016/05/11
63594	SGA Societe Generale Acceptance N.V.-HSI R Bull CBBC Nov16 T	2016/05/10	2016/05/11
63615	UBS AG – HSI R Bull CBBC Sep 2017 C	2016/05/10	2016/05/11
66215	HK Bank – AIA R Bull CBBC Jan 2017 B	2016/05/10	2016/05/11
63657	J P Morgan SP BV – HSI R Bull CBBC Feb 2017 W	2016/05/10	2016/05/11
63855	HK Bank – COVS R Bull CBBC Dec 2016 B	2016/05/10	2016/05/11
66548	J P Morgan SP BV – HSI R Bull CBBC Jul 2017 N	2016/05/10	2016/05/11
63867	HK Bank – HSI R Bull CBBC Nov 2016 V	2016/05/10	2016/05/11
66563	Goldman Sachs SP (Asia) – HSI R Bull CBBC Jun 2017 U	2016/05/10	2016/05/11
63690	BNP Paribas Arbit Issu B.V. – HSI R Bull CBBC Jun 2017 A	2016/05/10	2016/05/11
66465	SG Issuer – HSI R Bull CBBC Jul 2017 M	2016/05/10	2016/05/11
64000	BNP Paribas Arbit Issu B.V. – HSCEI R Bull CBBC May 2017 A	2016/05/10	2016/05/11
66550	J P Morgan SP BV – HSI R Bull CBBC Aug 2017 K	2016/05/10	2016/05/11
66530	UBS AG – HSI R Bull CBBC Sep 2017 R	2016/05/10	2016/05/11
66432	Bank of East Asia – HKEX R Bull CBBC Apr 2017 A	2016/05/10	2016/05/11
65335	J P Morgan SP BV – CNOOC R Bull CBBC Dec 2016 A	2016/05/10	2016/05/11
63486	HK Bank – Great Wall Motor R Bull CBBC Dec 2016 C	2016/05/10	2016/05/11
65546	J P Morgan SP BV – China Mobile R Bull CBBC Jan 2017 B	2016/05/10	2016/05/11
63541	J P Morgan SP BV – HSI R Bull CBBC Jan 2017 D	2016/05/10	2016/05/11
63695	Credit Suisse AG – HSI R Bull CBBC Jun 2017 A	2016/05/10	2016/05/11
64962	SG Issuer – HSI R Bull CBBC Oct 2016 P	2016/05/10	2016/05/11
64965	Goldman Sachs SP (Asia) – HSI R Bull CBBC Jun 2017 L	2016/05/10	2016/05/11
65005	UBS AG – HSI R Bull CBBC Jul 2017 L	2016/05/10	2016/05/11
64995	J P Morgan SP BV – Lenovo R Bull CBBC Jan 2017 A	2016/05/10	2016/05/11

List of expired CBBC, 2016 (continued)

Code	CBBC	Last trading date	Delisted date
65392	HK Bank – HSI R Bull CBBC Mar 2017 B	2016/05/10	2016/05/11
66598	UBS AG – HSI R Bull CBBC Aug 2017 L	2016/05/11	2016/05/12
66640	J P Morgan SP BV – Ping An R Bull CBBC Feb 2017 E	2016/05/11	2016/05/12
66638	J P Morgan SP BV – HKEX R Bull CBBC May 2017 A	2016/05/11	2016/05/12
66631	Goldman Sachs SP (Asia) – HSI R Bull CBBC Jul 2017 H	2016/05/11	2016/05/12
66622	J P Morgan SP BV – HSI R Bull CBBC Jul 2017 O	2016/05/11	2016/05/12
66614	Credit Suisse AG – HSI R Bull CBBC Apr 2017 N	2016/05/11	2016/05/12
66601	UBS AG – HSI R Bull CBBC Sep 2017 S	2016/05/11	2016/05/12
66586	BNP Paribas Arbit Issu B.V. – HSI R Bull CBBC Jun 2017 T	2016/05/11	2016/05/12
66581	BNP Paribas Arbit Issu B.V. – HSI R Bull CBBC May 2017 U	2016/05/11	2016/05/12
66575	SG Issuer – HSI R Bull CBBC Jun 2017 M	2016/05/11	2016/05/12
65978	J P Morgan SP BV – CC Bank R Bull CBBC Jan 2017 B	2016/05/11	2016/05/12
66571	Goldman Sachs SP (Asia) – HSI R Bull CBBC Jul 2017 G	2016/05/11	2016/05/12
66615	Credit Suisse AG – HSI R Bull CBBC Apr 2017 O	2016/05/11	2016/05/12
66570	Goldman Sachs SP (Asia) – HSI R Bull CBBC Aug 2017 I	2016/05/11	2016/05/12
66565	HK Bank – HSI R Bull CBBC Dec 2016 Z	2016/05/11	2016/05/12
66574	SG Issuer – HSI R Bull CBBC Jul 2017 O	2016/05/11	2016/05/12
66687	Credit Suisse AG – HSI R Bull CBBC Mar 2017 E	2016/05/12	2016/05/13
63694	UBS AG – HSI R Bull CBBC Apr 2017 O	2016/05/12	2016/05/13
66728	UBS AG – HSI R Bull CBBC Aug 2017 M	2016/05/12	2016/05/13
64172	HK Bank – CC Bank R Bull CBBC Dec 2016 I	2016/05/12	2016/05/13
66716	Goldman Sachs SP (Asia) – HSI R Bull CBBC Jul 2017 I	2016/05/12	2016/05/13
66701	J P Morgan SP BV – HSI R Bull CBBC Aug 2017 L	2016/05/12	2016/05/13
66689	Credit Suisse AG – HSI R Bull CBBC Mar 2017 F	2016/05/12	2016/05/13
63755	J P Morgan SP BV – HSI R Bull CBBC Jan 2017 S	2016/05/12	2016/05/13
63649	BNP Paribas Arbit Issu B.V. – HSI R Bull CBBC May 2017 A	2016/05/12	2016/05/13
66721	J P Morgan SP BV – HSI R Bull CBBC Aug 2017 M	2016/05/12	2016/05/13
66662	BNP Paribas Arbit Issu B.V. – HSI R Bull CBBC Jun 2017 U	2016/05/12	2016/05/13
66643	SG Issuer – HSI R Bull CBBC Jun 2017 N	2016/05/12	2016/05/13
66642	SG Issuer – HSI R Bull CBBC Jul 2017 Q	2016/05/12	2016/05/13
66641	SG Issuer – HSI R Bull CBBC Jul 2017 P	2016/05/12	2016/05/13
63202	J P Morgan SP BV – COVS R Bull CBBC May 2017 A	2016/05/12	2016/05/13
63542	SGA Societe Generale Acceptance N.V.-HSI R Bull CBBC Dec16 V	2016/05/12	2016/05/13
63980	Macquarie Bank Ltd. – HSI R Bull CBBC Dec 2016 D	2016/05/12	2016/05/13
64060	Credit Suisse AG – HSI R Bull CBBC Jun 2017 I	2016/05/12	2016/05/13
63737	SGA Societe Generale Acceptance N.V.-HSI R Bull CBBC Nov16 B	2016/05/12	2016/05/13
65110	HK Bank – HKEX R Bull CBBC Jan 2017 A	2016/05/12	2016/05/13
63536	Goldman Sachs SP (Asia) – HSI R Bull CBBC May 2017 L	2016/05/12	2016/05/13
63733	UBS AG – HSI R Bull CBBC Jul 2017 G	2016/05/12	2016/05/13
63513	Credit Suisse AG – HSI R Bull CBBC Dec 2016 U	2016/05/12	2016/05/13
65912	SG Issuer – HKEX R Bull CBBC Jul 2017 B	2016/05/12	2016/05/13
66209	J P Morgan SP BV – A50 China R Bear CBBC May 2016 A	2016/05/12	2016/05/16
63704	J P Morgan SP BV – HSI R Bull CBBC Jan 2017 N	2016/05/12	2016/05/13
63480	HK Bank – HSCEI R Bull CBBC Dec 2016 K	2016/05/13	2016/05/16
63165	Credit Suisse AG – HSI R Bull CBBC Dec 2016 S	2016/05/13	2016/05/16
63091	HK Bank – HSI R Bull CBBC Nov 2016 U	2016/05/13	2016/05/16
63531	Goldman Sachs SP (Asia) – HSI R Bull CBBC May 2017 K	2016/05/13	2016/05/16
63793	Macquarie Bank Ltd. – HSI R Bull CBBC Sep 2016 G	2016/05/13	2016/05/16
63481	HK Bank – HSI R Bull CBBC Dec 2016 U	2016/05/13	2016/05/16
63128	BNP Paribas Arbit Issu B.V. – HSI R Bull CBBC Dec 2016 D	2016/05/13	2016/05/16
63121	BNP Paribas Arbit Issu B.V. – HSI R Bull CBBC Dec 2016 C	2016/05/13	2016/05/16
65446	BNP Paribas Arbit Issu B.V. – Ch Mob R Bull CBBC Dec 2016 E	2016/05/13	2016/05/16
64992	J P Morgan SP BV – HKEX R Bull CBBC Oct 2016 G	2016/05/13	2016/05/16
63367	Goldman Sachs SP (Asia) – HSI R Bull CBBC May 2017 G	2016/05/13	2016/05/16
63451	UBS AG – HSI R Bull CBBC Nov 2016 A	2016/05/13	2016/05/16
63934	SGA Societe Generale Acceptance N.V.-HSI R Bull CBBC Oct16 W	2016/05/13	2016/05/16
63198	J P Morgan SP BV – HSI R Bull CBBC Mar 2017 W	2016/05/13	2016/05/16
63407	SGA Societe Generale Acceptance N.V.-HSI R Bull CBBC Dec16 U	2016/05/13	2016/05/16
64265	HK Bank – Haitong Sec R Bull CBBC Jan 2017 B	2016/05/13	2016/05/16
66850	J P Morgan SP BV – HSI R Bull CBBC Aug 2017 N	2016/05/13	2016/05/16
63441	Macquarie Bank Ltd. – HSI R Bull CBBC Dec 2016 C	2016/05/13	2016/05/16
64267	HK Bank – HKEX R Bull CBBC Dec 2016 H	2016/05/13	2016/05/16
63249	UBS AG – HSI R Bull CBBC Jun 2017 Q	2016/05/13	2016/05/16
63519	J P Morgan SP BV – HSI R Bull CBBC Mar 2017 X	2016/05/13	2016/05/16
63619	UBS AG – HSI R Bull CBBC Mar 2017 O	2016/05/13	2016/05/16
63109	Goldman Sachs SP (Asia) – HSI R Bull CBBC May 2017 E	2016/05/13	2016/05/16
64930	Credit Suisse AG – HSI R Bull CBBC Jun 2017 T	2016/05/13	2016/05/16
66293	HK Bank – Sinopec Corp R Bull CBBC Jul 2017 A	2016/05/13	2016/05/16
66841	J P Morgan SP BV – HSI R Bull CBBC Jul 2017 P	2016/05/13	2016/05/16
66831	J P Morgan SP BV – HSI R Bull CBBC Jun 2017 U	2016/05/13	2016/05/16
64353	BNP Paribas Arbit Issu B.V. – A50 Ch R Bull CBBC Dec 2016 F	2016/05/13	2016/05/16
63587	HK Bank – ICBC R Bull CBBC Aug 2017 B	2016/05/13	2016/05/16
63286	SGA Societe Generale Acceptance N.V.-HSI R Bull CBBC Oct16 T	2016/05/13	2016/05/16
63114	SGA Societe Generale Acceptance N.V.-HSI R Bull CBBC Nov16 V	2016/05/13	2016/05/16
63453	UBS AG – HSI R Bull CBBC Mar 2017 N	2016/05/13	2016/05/16
63331	UBS AG – HSI R Bull CBBC Feb 2017 C	2016/05/13	2016/05/16
63113	SGA Societe Generale Acceptance N.V.-HSI R Bull CBBC Dec16 Z	2016/05/13	2016/05/16
63327	UBS AG – HSI R Bull CBBC Jun 2017 R	2016/05/13	2016/05/16
66746	Goldman Sachs SP (Asia) – HSI R Bull CBBC Jul 2017 K	2016/05/13	2016/05/16
66736	BNP Paribas Arbit Issu B.V. – HSI R Bull CBBC Jun 2017 V	2016/05/13	2016/05/16
66742	SG Issuer – HSI R Bull CBBC Jun 2017 P	2016/05/13	2016/05/16
66750	UBS AG – HSI R Bull CBBC Jun 2017 X	2016/05/13	2016/05/16
66739	SG Issuer – HSI R Bull CBBC Jun 2017 O	2016/05/13	2016/05/16
63603	SGA Societe Generale Acceptance N.V.-HSI R Bull CBBC Nov16 X	2016/05/13	2016/05/16
63280	BNP Paribas Arbit Issu B.V. – HSI R Bull CBBC Nov 2016 M	2016/05/13	2016/05/16
66723	J P Morgan SP BV – HSI R Bull CBBC Sep 2017 H	2016/05/13	2016/05/16
66735	BNP Paribas Arbit Issu B.V. – HSI R Bull CBBC May 2017 V	2016/05/13	2016/05/16

List of expired CBBC, 2016 (continued)

Code	CBBC	Last trading date	Delisted date
63355	J P Morgan SP BV – HSI R Bull CBBC Dec 2016 R	2016/05/13	2016/05/16
63461	Credit Suisse AG – HSI R Bull CBBC Oct 2016 N	2016/05/13	2016/05/16
66745	Goldman Sachs SP (Asia) – HSI R Bull CBBC Jul 2017 J	2016/05/13	2016/05/16
66756	BNP Paribas Arbit Issu B.V. – HSI R Bull CBBC May 2017 W	2016/05/13	2016/05/16
65838	SG Issuer – HSBC R Bull CBBC Nov 2017 A	2016/05/13	2016/05/16
66811	Credit Suisse AG – HSI R Bull CBBC Jun 2017 L	2016/05/13	2016/05/16
63478	J P Morgan SP BV – HSI R Bull CBBC Feb 2017 V	2016/05/13	2016/05/16
63352	Credit Suisse AG – HSI R Bull CBBC Nov 2016 A	2016/05/13	2016/05/16
66816	UBS AG – HSI R Bull CBBC Aug 2017 N	2016/05/13	2016/05/16
66809	Credit Suisse AG – HSI R Bull CBBC Jun 2017 K	2016/05/13	2016/05/16
63560	J P Morgan SP BV – HSI R Bull CBBC Jan 2017 I	2016/05/13	2016/05/16
66797	Goldman Sachs SP (Asia) – HSI R Bull CBBC Jul 2017 L	2016/05/13	2016/05/16
66751	UBS AG – HSI R Bull CBBC Jun 2017 Y	2016/05/13	2016/05/16
65909	SG Issuer – HKEX R Bull CBBC Jul 2017 A	2016/05/13	2016/05/16
66658	HK Bank – China Life R Bull CBBC Dec 2016 D	2016/05/13	2016/05/16
63550	Credit Suisse AG – HSI R Bull CBBC Nov 2016 L	2016/05/13	2016/05/16
63969	HK Bank – SHK Ppt R Bull CBBC Apr 2017 A	2016/05/13	2016/05/16
63459	Credit Suisse AG – HSI R Bull CBBC Oct 2016 C	2016/05/13	2016/05/16
66663	Macquarie Bank Ltd. – HSI R Bull CBBC Feb 2017 A	2016/05/13	2016/05/16
66854	HK Bank – Tencent R Bear CBBC Dec 2016 C	2016/05/16	2016/05/17
66930	UBS AG – HSI R Bull CBBC Nov 2016 V	2016/05/16	2016/05/17
63489	BNP Paribas Arbit Issu B.V. – HSCEI R Bull CBBC Dec 2016 P	2016/05/16	2016/05/17
66932	UBS AG – HSI R Bull CBBC Aug 2017 O	2016/05/16	2016/05/17
66933	Goldman Sachs SP (Asia) – HSI R Bull CBBC Aug 2017 J	2016/05/16	2016/05/17
66910	Credit Suisse AG – HSI R Bull CBBC Jul 2017 S	2016/05/16	2016/05/17
63510	UBS AG – HSCEI R Bull CBBC Jul 2017 A	2016/05/16	2016/05/17
65983	HK Bank – CM HSK R Bull CBBC Jan 2017 B	2016/05/16	2016/05/17
64175	HK Bank – HS H-SH ETF R Bull CBBC Jul 2017 B	2016/05/16	2016/05/17
66195	HK Bank – PetCh R Bull CBBC Jul 2017 A	2016/05/16	2016/05/17
66845	J P Morgan SP BV – Tencent R Bear CBBC Feb 2017 C	2016/05/16	2016/05/17
66915	J P Morgan SP BV – HSI R Bull CBBC Jun 2017 V	2016/05/16	2016/05/17
64146	HK Bank – BOCL R Bull CBBC Jul 2017 A	2016/05/16	2016/05/17
66815	Credit Suisse AG – HSI R Bear CBBC Aug 2016 G	2016/05/17	2016/05/18
66954	Credit Suisse AG – HSI R Bull CBBC Jun 2017 B	2016/05/17	2016/05/18
66989	Goldman Sachs SP (Asia) – HSI R Bull CBBC Aug 2017 K	2016/05/17	2016/05/18
66966	SG Issuer – HSI R Bull CBBC Jun 2017 Q	2016/05/17	2016/05/18
66955	Credit Suisse AG – HSI R Bull CBBC Jul 2017 T	2016/05/17	2016/05/18
66873	SG Issuer – HSI R Bear CBBC Aug 2016 C	2016/05/17	2016/05/18
66993	J P Morgan SP BV – HSI R Bull CBBC Aug 2017 O	2016/05/17	2016/05/18
66330	J P Morgan SP BV – Tencent R Bear CBBC Nov 2016 B	2016/05/17	2016/05/18
66983	UBS AG – HSI R Bull CBBC Aug 2017 P	2016/05/17	2016/05/18
66991	Goldman Sachs SP (Asia) – HSI R Bull CBBC Aug 2017 L	2016/05/17	2016/05/18
66934	BNP Paribas Arbit Issu B.V. – HSI R Bull CBBC Jun 2017 W	2016/05/17	2016/05/18
66972	UBS AG – HSI R Bull CBBC Sep 2017 T	2016/05/17	2016/05/18
66817	UBS AG – HSI R Bear CBBC Aug 2016 P	2016/05/17	2016/05/18
66567	HK Bank – Tencent R Bear CBBC Dec 2016 B	2016/05/17	2016/05/18
66956	SG Issuer – HSI R Bull CBBC Jul 2017 R	2016/05/17	2016/05/18
66981	UBS AG – HSI R Bull CBBC Sep 2017 U	2016/05/17	2016/05/18
66847	J P Morgan SP BV – HSI R Bear CBBC Aug 2016 B	2016/05/17	2016/05/18
67024	Goldman Sachs SP (Asia) – HSI R Bull CBBC Jul 2017 M	2016/05/18	2016/05/19
67010	HK Bank – Lenovo R Bull CBBC Aug 2017 B	2016/05/18	2016/05/19
67005	HK Bank – HSI R Bull CBBC Nov 2016 D	2016/05/18	2016/05/19
67012	SG Issuer – HSI R Bull CBBC Jun 2017 R	2016/05/18	2016/05/19
67015	UBS AG – HSI R Bull CBBC Jul 2017 T	2016/05/18	2016/05/19
64152	HK Bank – CSOP A50 ETF R Bull CBBC Jan 2017 D	2016/05/18	2016/05/19
67004	HK Bank – HSI R Bull CBBC Dec 2016 E	2016/05/18	2016/05/19
66672	SG Issuer – CSA50 R Bull CBBC Feb 2017 E	2016/05/18	2016/05/19
67011	HK Bank – HKEX R Bull CBBC Jun 2017 B	2016/05/18	2016/05/19
67025	Credit Suisse AG – HSI R Bull CBBC Apr 2017 P	2016/05/18	2016/05/19
66466	J P Morgan SP BV – A50 China R Bear CBBC May 2016 B	2016/05/18	2016/05/20
64087	HK Bank – A50 R Bull CBBC Jan 2017 D	2016/05/18	2016/05/19
60908	J P Morgan SP BV – CKH R Bull CBBC Jun 2017 A	2016/05/19	2016/05/20
67085	J P Morgan SP BV – HSI R Bull CBBC Jun 2017 W	2016/05/19	2016/05/20
67082	SG Issuer – HSI R Bull CBBC Jul 2017 S	2016/05/19	2016/05/20
67070	UBS AG – HSI R Bull CBBC Jun 2017 Z	2016/05/19	2016/05/20
67067	Credit Suisse AG – HSI R Bull CBBC Jun 2017 M	2016/05/19	2016/05/20
67056	Goldman Sachs SP (Asia) – HSI R Bull CBBC Jul 2017 N	2016/05/19	2016/05/20
67054	BNP Paribas Arbit Issu B.V. – HSI R Bull CBBC May 2017 X	2016/05/19	2016/05/20
67049	SG Issuer – HSI R Bull CBBC Jun 2017 S	2016/05/19	2016/05/20
67083	SG Issuer – HSI R Bull CBBC Jul 2017 T	2016/05/19	2016/05/20
67699	J P Morgan SP BV – Sands China R Bear CBBC May 2016 A	2016/05/19	2016/05/23
65738	J P Morgan SP BV – China Mobile R Bear CBBC May 2016 B	2016/05/19	2016/05/23
66394	HK Bank – HKEX R Bull CBBC Jun 2017 A	2016/05/19	2016/05/20
66477	HK Bank – CKP R Bull CBBC Dec 2016 C	2016/05/19	2016/05/20
67165	J P Morgan SP BV – China Mobile R Bear CBBC May 2016 A	2016/05/19	2016/05/23
67147	SG Issuer – HSI R Bear CBBC Sep 2016 S	2016/05/20	2016/05/23
67103	Goldman Sachs SP (Asia) – HSI R Bull CBBC Jun 2017 V	2016/05/20	2016/05/23
67102	SG Issuer – HSI R Bull CBBC Jul 2017 U	2016/05/20	2016/05/23
67101	SG Issuer – HSI R Bull CBBC Jun 2017 T	2016/05/20	2016/05/23
67087	J P Morgan SP BV – HSI R Bear CBBC Aug 2016 O	2016/05/20	2016/05/23
67104	Goldman Sachs SP (Asia) – HSI R Bull CBBC Jun 2017 W	2016/05/20	2016/05/23
67084	SG Issuer – HSI R Bear CBBC Aug 2016 Z	2016/05/20	2016/05/23
67100	BNP Paribas Arbit Issu B.V. – HSI R Bull CBBC Jun 2017 X	2016/05/20	2016/05/23
67099	BNP Paribas Arbit Issu B.V. – HSI R Bull CBBC May 2017 Y	2016/05/20	2016/05/23
67097	Goldman Sachs SP (Asia) – HSI R Bear CBBC Sep 2016 G	2016/05/20	2016/05/23
67121	BNP Paribas Arbit Issu B.V. – HSI R Bear CBBC Feb 2017 X	2016/05/20	2016/05/23
67174	UBS AG – HSI R Bear CBBC Oct 2016 F	2016/05/20	2016/05/23

List of expired CBBC, 2016 (continued)

Code	CBBC	Last trading date	Delisted date
67118	Goldman Sachs SP (Asia) – HSI R Bear CBBC Sep 2016 H	2016/05/20	2016/05/23
67130	Credit Suisse AG – HSI R Bull CBBC Jun 2017 N	2016/05/20	2016/05/23
67146	SG Issuer – HSI R Bear CBBC Aug 2016 A	2016/05/20	2016/05/23
67136	Credit Suisse AG – HSI R Bear CBBC Aug 2016 M	2016/05/20	2016/05/23
67150	J P Morgan SP BV – HSI R Bull CBBC Jul 2017 Q	2016/05/20	2016/05/23
67151	J P Morgan SP BV – HSI R Bear CBBC Aug 2016 P	2016/05/20	2016/05/23
67134	Credit Suisse AG – HSI R Bull CBBC Jun 2017 O	2016/05/20	2016/05/23
67073	UBS AG – HSI R Bear CBBC Sep 2016 Y	2016/05/20	2016/05/23
67123	BNP Paribas Arbit Issu B.V. – HSI R Bear CBBC Mar 2017 V	2016/05/20	2016/05/23
67161	Goldman Sachs SP (Asia) – HSI R Bear CBBC Sep 2016 I	2016/05/20	2016/05/23
67069	Credit Suisse AG – HSI R Bear CBBC Aug 2016 L	2016/05/20	2016/05/23
67172	UBS AG – HSI R Bear CBBC Sep 2016 Z	2016/05/20	2016/05/23
67168	UBS AG – HSI R Bull CBBC Aug 2017 Q	2016/05/20	2016/05/23
67171	UBS AG – HSI R Bull CBBC Sep 2017 V	2016/05/20	2016/05/23
67207	UBS AG – HSI R Bear CBBC Oct 2016 G	2016/05/23	2016/05/24
67229	J P Morgan SP BV – HSI R Bear CBBC Sep 2016 O	2016/05/23	2016/05/24
67228	SG Issuer – HSI R Bull CBBC Jun 2017 V	2016/05/23	2016/05/24
67226	Credit Suisse AG – HSI R Bull CBBC Apr 2017 S	2016/05/23	2016/05/24
64875	J P Morgan SP BV – Lenovo R Bull CBBC Feb 2017 A	2016/05/23	2016/05/24
67220	UBS AG – HSI R Bull CBBC Sep 2017 W	2016/05/23	2016/05/24
67206	Goldman Sachs SP (Asia) – HSI R Bull CBBC Jul 2017 O	2016/05/23	2016/05/24
67208	UBS AG – HSI R Bear CBBC Nov 2016 A	2016/05/23	2016/05/24
67177	HK Bank – HSI R Bear CBBC Dec 2016 O	2016/05/23	2016/05/24
67194	SG Issuer – HSI R Bear CBBC Sep 2016 T	2016/05/23	2016/05/24
67213	Credit Suisse AG – HSI R Bear CBBC Sep 2016 P	2016/05/23	2016/05/24
66870	Bank of East Asia – HKEX R Bull CBBC May 2017 A	2016/05/24	2016/05/25
67271	Credit Suisse AG – HSI R Bull CBBC Jul 2017 W	2016/05/24	2016/05/25
67255	Credit Suisse AG – HSI R Bull CBBC Jul 2017 U	2016/05/24	2016/05/25
63397	HK Bank – Ping An R Bull CBBC Dec 2016 I	2016/05/24	2016/05/25
67289	Goldman Sachs SP (Asia) – HSI R Bull CBBC Jul 2017 P	2016/05/24	2016/05/25
64241	Credit Suisse AG – HKEX R Bull CBBC Nov 2016 A	2016/05/24	2016/05/25
67258	BNP Paribas Arbit Issu B.V. – HSI R Bull CBBC Jun 2017 Z	2016/05/24	2016/05/25
64196	HK Bank – HKEX R Bull CBBC Nov 2016 I	2016/05/24	2016/05/25
67296	J P Morgan SP BV – HSI R Bull CBBC Sep 2017 K	2016/05/24	2016/05/25
67292	Goldman Sachs SP (Asia) – HSI R Bull CBBC Jul 2017 Q	2016/05/24	2016/05/25
67282	UBS AG – HSI R Bull CBBC Jul 2017 U	2016/05/24	2016/05/25
67281	UBS AG – HSI R Bull CBBC Sep 2017 X	2016/05/24	2016/05/25
63212	J P Morgan SP BV – Ping An R Bull CBBC May 2017 C	2016/05/24	2016/05/25
67259	BNP Paribas Arbit Issu B.V. – HSI R Bull CBBC May 2017 Z	2016/05/24	2016/05/25
67266	J P Morgan SP BV – HKEX R Bull CBBC May 2017 C	2016/05/24	2016/05/25
67276	UBS AG – HSI R Bull CBBC Aug 2017 S	2016/05/24	2016/05/25
67294	J P Morgan SP BV – HSI R Bull CBBC Sep 2017 J	2016/05/24	2016/05/25
67261	SG Issuer – HSI R Bull CBBC Jul 2017 W	2016/05/24	2016/05/25
67020	J P Morgan SP BV – HSI R Bear CBBC Aug 2016 N	2016/05/25	2016/05/26
67032	Credit Suisse AG – HSI R Bear CBBC Aug 2016 K	2016/05/25	2016/05/26
67129	Macquarie Bank Ltd. – HSI R Bear CBBC Jan 2017 C	2016/05/25	2016/05/26
67001	J P Morgan SP BV – HSI R Bear CBBC Aug 2016 M	2016/05/25	2016/05/26
67026	Credit Suisse AG – HSI R Bear CBBC Aug 2016 J	2016/05/25	2016/05/26
67014	BNP Paribas Arbit Issu B.V. – HSI R Bear CBBC Mar 2017 U	2016/05/25	2016/05/26
66848	J P Morgan SP BV – HSI R Bear CBBC Sep 2016 J	2016/05/25	2016/05/26
67013	Goldman Sachs SP (Asia) – HSI R Bear CBBC Sep 2016 F	2016/05/25	2016/05/26
66938	SG Issuer – HSI R Bear CBBC Aug 2016 S	2016/05/25	2016/05/26
67139	Credit Suisse AG – HSI R Bear CBBC Sep 2016 O	2016/05/25	2016/05/26
66819	UBS AG – HSI R Bear CBBC Oct 2016 C	2016/05/25	2016/05/26
67038	HK Bank – HSI R Bear CBBC Jan 2017 A	2016/05/25	2016/05/26
67050	SG Issuer – HSI R Bear CBBC Sep 2016 R	2016/05/25	2016/05/26
66978	UBS AG – HSI R Bear CBBC Sep 2016 W	2016/05/25	2016/05/26
66890	Goldman Sachs SP (Asia) – HSI R Bear CBBC Sep 2016 D	2016/05/25	2016/05/26
66946	Credit Suisse AG – HSI R Bear CBBC Oct 2016 D	2016/05/25	2016/05/26
67089	J P Morgan SP BV – HSI R Bear CBBC Oct 2016 F	2016/05/25	2016/05/26
66928	UBS AG – HSI R Bear CBBC Aug 2016 V	2016/05/25	2016/05/26
66925	UBS AG – HSI R Bear CBBC Sep 2016 V	2016/05/25	2016/05/26
66913	J P Morgan SP BV – HSI R Bear CBBC Sep 2016 K	2016/05/25	2016/05/26
66892	Credit Suisse AG – HSI R Bear CBBC Sep 2016 N	2016/05/25	2016/05/26
66764	BNP Paribas Arbit Issu B.V. – HSI R Bear CBBC Feb 2017 U	2016/05/25	2016/05/26
66876	SG Issuer – HSI R Bear CBBC Sep 2016 O	2016/05/25	2016/05/26
67063	BNP Paribas Arbit Issu B.V. – HSI R Bear CBBC Feb 2017 W	2016/05/25	2016/05/26
67331	SG Issuer – HSI R Bear CBBC Aug 2016 F	2016/05/25	2016/05/26
67359	Goldman Sachs SP (Asia) – HSI R Bear CBBC Oct 2016 B	2016/05/25	2016/05/26
67355	J P Morgan SP BV – HSI R Bear CBBC Oct 2016 H	2016/05/25	2016/05/26
67347	J P Morgan SP BV – HSI R Bear CBBC Sep 2016 Q	2016/05/25	2016/05/26
67336	SG Issuer – HSI R Bear CBBC Aug 2016 G	2016/05/25	2016/05/26
66814	Credit Suisse AG – HSI R Bear CBBC Sep 2016 M	2016/05/25	2016/05/26
67323	Credit Suisse AG – HSI R Bear CBBC Oct 2016 G	2016/05/25	2016/05/26
67316	Goldman Sachs SP (Asia) – HSI R Bear CBBC Oct 2016 A	2016/05/25	2016/05/26
67274	UBS AG – HSI R Bear CBBC Aug 2016 P	2016/05/25	2016/05/26
67273	UBS AG – HSI R Bear CBBC Oct 2016 H	2016/05/25	2016/05/26
67262	J P Morgan SP BV – HSI R Bear CBBC Sep 2016 P	2016/05/25	2016/05/26
67251	Credit Suisse AG – HSI R Bear CBBC Oct 2016 F	2016/05/25	2016/05/26
67246	Goldman Sachs SP (Asia) – HSI R Bear CBBC Sep 2016 J	2016/05/25	2016/05/26
67195	SG Issuer – HSI R Bear CBBC Sep 2016 U	2016/05/25	2016/05/26
66798	Goldman Sachs SP (Asia) – HSI R Bear CBBC Sep 2016 B	2016/05/25	2016/05/26
67186	HK Bank – HSCEI R Bear CBBC Mar 2017 B	2016/05/25	2016/05/26
67175	UBS AG – HSI R Bear CBBC Sep 2016 E	2016/05/25	2016/05/26
67152	J P Morgan SP BV – HSI R Bear CBBC Aug 2016 S	2016/05/25	2016/05/26
66979	UBS AG – HSI R Bear CBBC Oct 2016 E	2016/05/25	2016/05/26
67148	SG Issuer – HSI R Bear CBBC Aug 2016 E	2016/05/25	2016/05/26

List of expired CBBC, 2016 (continued)

Code	CBBC	Last trading date	Delisted date
66766	BNP Paribas Arbit Issu B.V. – HSI R Bear CBBC Mar 2017 T	2016/05/25	2016/05/26
66794	SG Issuer – HSI R Bear CBBC Aug 2016 Y	2016/05/25	2016/05/26
66792	SG Issuer – HSI R Bear CBBC Sep 2016 M	2016/05/25	2016/05/26
67017	UBS AG – HSI R Bear CBBC Sep 2016 X	2016/05/25	2016/05/26
66942	SG Issuer – HSI R Bear CBBC Sep 2016 Q	2016/05/26	2016/05/27
66395	HK Bank – Tencent R Bear CBBC Nov 2016 E	2016/05/26	2016/05/27
67374	BNP Paribas Arbit Issu B.V. – HSI R Bear CBBC Mar 2017 W	2016/05/26	2016/05/27
67378	UBS AG – HSI R Bear CBBC Oct 2016 I	2016/05/26	2016/05/27
67388	Goldman Sachs SP (Asia) – HSI R Bear CBBC Oct 2016 C	2016/05/26	2016/05/27
67371	Credit Suisse AG – HSI R Bear CBBC Aug 2016 N	2016/05/26	2016/05/27
67385	J P Morgan SP BV – HSI R Bear CBBC Oct 2016 I	2016/05/26	2016/05/27
67062	Macquarie Bank Ltd. – HSI R Bear CBBC Jan 2017 B	2016/05/26	2016/05/27
67382	J P Morgan SP BV – Tencent R Bear CBBC Feb 2017 D	2016/05/26	2016/05/27
67386	J P Morgan SP BV – HSI R Bear CBBC Aug 2016 T	2016/05/26	2016/05/27
66767	BNP Paribas Arbit Issu B.V. – HSI R Bear CBBC Feb 2017 V	2016/05/26	2016/05/27
66829	UBS AG – HSI R Bear CBBC Sep 2016 U	2016/05/26	2016/05/27
67369	Credit Suisse AG – HSI R Bear CBBC Sep 2016 Q	2016/05/26	2016/05/27
66921	J P Morgan SP BV – HSI R Bear CBBC Sep 2016 L	2016/05/26	2016/05/27
66799	Goldman Sachs SP (Asia) – HSI R Bear CBBC Sep 2016 C	2016/05/26	2016/05/27
66895	Credit Suisse AG – HSI R Bear CBBC Oct 2016 C	2016/05/26	2016/05/27
66862	HK Bank – HSI R Bear CBBC Nov 2016 K	2016/05/26	2016/05/27
61422	BNP Paribas Arbit Issu B.V. – HSCEI R Bear CBBC May 2016 B	2016/05/27	2016/05/31
64386	SGA Societe Generale Acceptance NV -HSCEI R Bear CBBC May16B	2016/05/27	2016/05/31
67377	BNP Paribas Arbit Issu B.V. – HSCEI R Bear CBBC Feb 2017 E	2016/05/27	2016/05/30
67395	BNP Paribas Arbit Issu B.V. – HSI R Bear CBBC Mar 2017 X	2016/05/27	2016/05/30
66486	HK Bank – HSCEI R Bear CBBC May 2016 I	2016/05/27	2016/05/31
67023	J P Morgan SP BV – HSI R Bear CBBC Sep 2016 N	2016/05/27	2016/05/30
67396	SG Issuer – HSI R Bear CBBC Aug 2016 H	2016/05/27	2016/05/30
67437	Goldman Sachs SP (Asia) – HSI R Bear CBBC Oct 2016 E	2016/05/27	2016/05/30
67431	UBS AG – HSI R Bear CBBC Sep 2016 Y	2016/05/27	2016/05/30
67430	UBS AG – HSI R Bear CBBC Oct 2016 J	2016/05/27	2016/05/30
67424	J P Morgan SP BV – HSI R Bear CBBC Oct 2016 J	2016/05/27	2016/05/30
67420	Goldman Sachs SP (Asia) – HSI R Bear CBBC Oct 2016 D	2016/05/27	2016/05/30
67391	BNP Paribas Arbit Issu B.V. – HSI R Bear CBBC Feb 2017 Y	2016/05/27	2016/05/30
67397	SG Issuer – HSI R Bear CBBC Sep 2016 V	2016/05/27	2016/05/30
60985	HK Bank – HSI R Bear CBBC May 2016 E	2016/05/27	2016/05/31
60986	HK Bank – HSI R Bear CBBC May 2016 F	2016/05/27	2016/05/31
63963	SGA Societe Generale Acceptance N.V.-HSI R Bear CBBC May 16F	2016/05/27	2016/05/31
67417	Credit Suisse AG – HSI R Bear CBBC Aug 2016 O	2016/05/27	2016/05/30
64257	SGA Societe Generale Acceptance N.V.-HSI R Bear CBBC May 16I	2016/05/27	2016/05/31
67060	Macquarie Bank Ltd. – HSI R Bear CBBC Jan 2017 A	2016/05/27	2016/05/30
64366	SGA Societe Generale Acceptance NV -HSCEI R Bear CBBC May16A	2016/05/27	2016/05/31
63009	HK Bank – HSI R Bear CBBC May 2016 I	2016/05/27	2016/05/31
66690	Credit Suisse AG – HSI R Bear CBBC Sep 2016 J	2016/05/27	2016/05/30
67952	SGA Societe Generale Acceptance N.V.-HSI R Bear CBBC May16 N	2016/05/27	2016/05/31
67944	SGA Societe Generale Acceptance N.V.-HSI R Bear CBBC May16 M	2016/05/27	2016/05/31
60725	HK Bank – HSI R Bear CBBC May 2016 C	2016/05/27	2016/05/31
62228	SGA Societe Generale Acceptance N.V.-HSI R Bear CBBC May16 J	2016/05/27	2016/05/31
66770	BNP Paribas Arbit Issu B.V. – HSCEI R Bear CBBC May 2016 E	2016/05/27	2016/05/31
65669	HK Bank – HSCEI R Bear CBBC May 2016 D	2016/05/27	2016/05/31
66142	J P Morgan SP BV – HSI R Bear CBBC May 2016 O	2016/05/27	2016/05/31
65845	HK Bank – Ping An R Bear CBBC May 2016 A	2016/05/27	2016/05/31
66128	SG Issuer – Tencent R Bear CBBC Sep 2016 B	2016/05/27	2016/05/30
66683	SG Issuer – HSI R Bear CBBC Aug 2016 R	2016/05/27	2016/05/30
67326	Macquarie Bank Ltd. – HSI R Bear CBBC May 2016 B	2016/05/27	2016/05/31
69929	HK Bank – HSI R Bear CBBC May 2016 B	2016/05/27	2016/05/31
66623	J P Morgan SP BV – HSI R Bear CBBC Aug 2016 I	2016/05/27	2016/05/30
62233	SGA Societe Generale Acceptance N.V.-HSI R Bear CBBC May16 Q	2016/05/27	2016/05/31
66704	J P Morgan SP BV – HSI R Bear CBBC Aug 2016 A	2016/05/27	2016/05/30
66715	Goldman Sachs SP (Asia) – HSI R Bear CBBC Sep 2016 A	2016/05/27	2016/05/30
65974	UBS AG – HSI R Bear CBBC May 2016 E	2016/05/27	2016/05/31
65869	SGA Societe Generale Acceptance N.V.-HSI R Bear CBBC May16 T	2016/05/27	2016/05/31
69276	Macquarie Bank Ltd. – HSI R Bear CBBC May 2016 F	2016/05/27	2016/05/31
66729	UBS AG – HSI R Bear CBBC Sep 2016 Q	2016/05/27	2016/05/30
61373	Macquarie Bank Ltd. – HSI R Bear CBBC May 2016 K	2016/05/27	2016/05/31
68303	HK Bank – HSCEI R Bear CBBC May 2016 E	2016/05/27	2016/05/31
62629	BNP Paribas Arbit Issu B.V. – HSI R Bear CBBC May 2016 G	2016/05/27	2016/05/31
66127	SG Issuer – Tencent R Bear CBBC Sep 2016 A	2016/05/27	2016/05/30
66594	SG Issuer – HSI R Bear CBBC Sep 2016 L	2016/05/27	2016/05/30
69008	SGA Societe Generale Acceptance N.V.-HSI R Bear CBBC May 16P	2016/05/27	2016/05/31
65635	HK Bank – CSOP A50 ETF R Bear CBBC May 2016 A	2016/05/27	2016/05/31
66414	HK Bank – Sands China R Bear CBBC Apr 2017 C	2016/05/27	2016/05/30
60977	HK Bank – HSI R Bear CBBC May 2016 D	2016/05/27	2016/05/31
61986	HK Bank – HSI R Bear CBBC May 2016 R	2016/05/27	2016/05/31
61298	SGA Societe Generale Acceptance N.V.-A50 R Bear CBBC May16A	2016/05/27	2016/05/31
64461	J P Morgan SP BV – Tencent R Bear CBBC Dec 2016 C	2016/05/27	2016/05/30
66294	HK Bank – TCH R Bear CBBC Jan 2017 C	2016/05/27	2016/05/30
61730	SGA Societe Generale Acceptance N.V.-HSI R Bear CBBC May16 L	2016/05/27	2016/05/31
60995	HK Bank – HSI R Bear CBBC May 2016 Q	2016/05/27	2016/05/31
60976	HK Bank – HSCEI R Bear CBBC May 2016 C	2016/05/27	2016/05/31
66587	Goldman Sachs SP (Asia) – HSI R Bear CBBC Aug 2016 T	2016/05/27	2016/05/30
66624	J P Morgan SP BV – HSI R Bear CBBC Aug 2016 J	2016/05/27	2016/05/30
66595	BNP Paribas Arbit Issu B.V. – HSI R Bear CBBC Mar 2017 S	2016/05/27	2016/05/30
66597	BNP Paribas Arbit Issu B.V. – HSI R Bear CBBC Feb 2017 T	2016/05/27	2016/05/30
61734	BNP Paribas Arbit Issu B.V. – HSI R Bear CBBC May 2016 F	2016/05/27	2016/05/31
61789	Macquarie Bank Ltd. – HSI R Bear CBBC May 2016 L	2016/05/27	2016/05/31
66603	UBS AG – HSI R Bear CBBC Aug 2016 K	2016/05/27	2016/05/30

List of expired CBBC, 2016 (continued)

Code	CBBC	Last trading date	Delisted date
66605	UBS AG – HSI R Bear CBBC Sep 2016 M	2016/05/27	2016/05/30
69060	Macquarie Bank Ltd. – HSI R Bear CBBC May 2016 C	2016/05/27	2016/05/31
69069	Macquarie Bank Ltd. – HSI R Bear CBBC May 2016 D	2016/05/27	2016/05/31
66619	Credit Suisse AG – HSI R Bear CBBC Aug 2016 F	2016/05/27	2016/05/30
65646	HK Bank – HSI R Bear CBBC May 2016 H	2016/05/27	2016/05/31
66734	UBS AG – HSI R Bear CBBC Sep 2016 T	2016/05/27	2016/05/30
60175	HK Bank – HSCEI R Bear CBBC May 2016 J	2016/05/27	2016/05/31
62164	HK Bank – HKEX R Bear CBBC May 2016 A	2016/05/27	2016/05/31
66929	UBS AG – HSI R Bear CBBC Oct 2016 D	2016/05/27	2016/05/30
65232	BNP Paribas Arbit Issu B.V. – HSI R Bear CBBC May 2016 N	2016/05/27	2016/05/31
66577	HK Bank – HSI R Bear CBBC May 2016 V	2016/05/27	2016/05/31
65730	J P Morgan SP BV – HSI R Bear CBBC May 2016 K	2016/05/27	2016/05/31
69763	HK Bank – HSI R Bear CBBC May 2016 X	2016/05/27	2016/05/31
66952	Credit Suisse AG – HSI R Bear CBBC Oct 2016 E	2016/05/27	2016/05/30
60384	BNP Paribas Arbit Issu B.V. – HSI R Bear CBBC May 2016 B	2016/05/27	2016/05/31
65135	Credit Suisse AG – HSI R Bear CBBC May 2016 D	2016/05/27	2016/05/31
60683	Credit Suisse AG – HSI R Bear CBBC May 2016 S	2016/05/27	2016/05/31
63188	HK Bank – HSI R Bear CBBC May 2016 G	2016/05/27	2016/05/31
65077	SGA Societe Generale Acceptance N.V.-HSI R Bear CBBC May16 C	2016/05/27	2016/05/31
65231	Credit Suisse AG – HSI R Bear CBBC May 2016 E	2016/05/27	2016/05/31
64083	HK Bank – TCH R Bear CBBC Dec 2016 A	2016/05/27	2016/05/30
66994	Credit Suisse AG – HSCEI R Bear CBBC May 2016 B	2016/05/27	2016/05/31
62532	HK Bank – HSI R Bear CBBC May 2016 L	2016/05/27	2016/05/31
64378	SGA Societe Generale Acceptance N.V.-HSI R Bear CBBC May16 R	2016/05/27	2016/05/31
62564	HK Bank – HSCEI R Bear CBBC May 2016 G	2016/05/27	2016/05/31
60744	SGA Societe Generale Acceptance N.V.-HSI R Bear CBBC May16 D	2016/05/27	2016/05/31
60853	BNP Paribas Arbit Issu B.V. – HSCEI R Bear CBBC May 2016 A	2016/05/27	2016/05/31
69914	HK Bank – HSCEI R Bear CBBC May 2016 A	2016/05/27	2016/05/31
61094	Macquarie Bank Ltd. – HSI R Bear CBBC May 2016 I	2016/05/27	2016/05/31
69907	HK Bank – HSI R Bear CBBC May 2016 A	2016/05/27	2016/05/31
61866	HK Bank – HSI R Bear CBBC May 2016 K	2016/05/27	2016/05/31
65631	SGA Societe Generale Acceptance N.V.-HSI R Bear CBBC May16 A	2016/05/27	2016/05/31
68905	HK Bank – A50 R Bear CBBC May 2016 A	2016/05/27	2016/05/31
66795	SG Issuer – HSI R Bear CBBC Sep 2016 N	2016/05/27	2016/05/30
67269	Macquarie Bank Ltd. – HSI R Bear CBBC May 2016 A	2016/05/27	2016/05/31
66584	HK Bank – TCH R Bear CBBC Jul 2016 F	2016/05/27	2016/05/30
67971	HK Bank – HSI R Bear CBBC May 2016 O	2016/05/27	2016/05/31
62790	Macquarie Bank Ltd. – HSI R Bear CBBC May 2016 M	2016/05/27	2016/05/31
69278	Macquarie Bank Ltd. – HSI R Bear CBBC May 2016 G	2016/05/27	2016/05/31
68904	HK Bank – HSI R Bear CBBC May 2016 J	2016/05/27	2016/05/31
69354	BNP Paribas Arbit Issu B.V. – HSI R Bear CBBC May 2016 A	2016/05/27	2016/05/31
69318	HK Bank – HSCEI R Bear CBBC May 2016 F	2016/05/27	2016/05/31
66855	HK Bank – HSI R Bear CBBC May 2016 W	2016/05/27	2016/05/31
65665	Credit Suisse AG – HSI R Bear CBBC May 2016 F	2016/05/27	2016/05/31
69919	HK Bank – HSCEI R Bear CBBC May 2016 B	2016/05/27	2016/05/31
65498	J P Morgan SP BV – HSI R Bear CBBC May 2016 F	2016/05/27	2016/05/31
65306	BNP Paribas Arbit Issu B.V. – HSCEI R Bear CBBC May 2016 D	2016/05/27	2016/05/31
66886	SG Issuer – HSI R Bear CBBC Aug 2016 D	2016/05/27	2016/05/30
65301	BNP Paribas Arbit Issu B.V. – HSI R Bear CBBC May 2016 P	2016/05/27	2016/05/31
65712	UBS AG – HSI R Bear CBBC May 2016 C	2016/05/27	2016/05/31
66538	UBS AG – HSI R Bear CBBC Aug 2016 I	2016/05/30	2016/05/31
66564	Goldman Sachs SP (Asia) – HSI R Bear CBBC Aug 2016 S	2016/05/30	2016/05/31
63442	Credit Suisse AG – CAM CSI300 R Bull CBBC May 2016 A	2016/05/30	2016/06/01
66525	Credit Suisse AG – HSI R Bear CBBC Aug 2016 E	2016/05/30	2016/05/31
64991	HK Bank – TCH R Bear CBBC Oct 2016 E	2016/05/30	2016/05/31
66559	J P Morgan SP BV – HSI R Bear CBBC Aug 2016 E	2016/05/30	2016/05/31
66992	Goldman Sachs SP (Asia) – HSI R Bear CBBC Sep 2016 E	2016/05/30	2016/05/31
66576	SG Issuer – HSI R Bear CBBC Sep 2016 J	2016/05/30	2016/05/31
66813	Credit Suisse AG – HSI R Bear CBBC Sep 2016 L	2016/05/30	2016/05/31
67086	J P Morgan SP BV – HKEX R Bear CBBC Jan 2017 C	2016/05/30	2016/05/31
66705	J P Morgan SP BV – HSI R Bear CBBC Oct 2016 D	2016/05/30	2016/05/31
63172	Credit Suisse AG – A50 China R Bull CBBC May 2016 A	2016/05/30	2016/06/01
66607	UBS AG – HSI R Bear CBBC Sep 2016 N	2016/05/30	2016/05/31
63170	Credit Suisse AG – CSOP A50 ETF R Bull CBBC May 2016 A	2016/05/30	2016/06/01
66684	SG Issuer – HSI R Bear CBBC Aug 2016 X	2016/05/30	2016/05/31
66731	UBS AG – HSI R Bear CBBC Sep 2016 R	2016/05/30	2016/05/31
66922	J P Morgan SP BV – HSI R Bear CBBC Sep 2016 M	2016/05/30	2016/05/31
66656	HK Bank – HSI R Bear CBBC Dec 2016 N	2016/05/30	2016/05/31
66526	BNP Paribas Arbit Issu B.V. – HSI R Bear CBBC Mar 2017 R	2016/05/30	2016/05/31
67446	SG Issuer – HSI R Bear CBBC Aug 2016 I	2016/05/30	2016/05/31
67451	Credit Suisse AG – HSI R Bear CBBC Aug 2016 S	2016/05/30	2016/05/31
67456	UBS AG – HSI R Bear CBBC Oct 2016 K	2016/05/30	2016/05/31
67460	J P Morgan SP BV – Galaxy Ent R Bear CBBC Mar 2017 A	2016/05/30	2016/05/31
67462	J P Morgan SP BV – HSI R Bear CBBC Aug 2016 B	2016/05/30	2016/05/31
66543	UBS AG – HSI R Bear CBBC Aug 2016 J	2016/05/31	2016/06/01
66527	BNP Paribas Arbit Issu B.V. – HSI R Bear CBBC Feb 2017 S	2016/05/31	2016/06/01
67360	HK Bank – HKEX R Bear CBBC Jan 2017 C	2016/05/31	2016/06/01
67468	Credit Suisse AG – HSI R Bear CBBC Aug 2016 T	2016/05/31	2016/06/01
66579	SG Issuer – HSI R Bear CBBC Sep 2016 K	2016/05/31	2016/06/01
66493	Goldman Sachs SP (Asia) – HSI R Bear CBBC Aug 2016 Q	2016/05/31	2016/06/01
66560	J P Morgan SP BV – HSI R Bear CBBC Aug 2016 H	2016/05/31	2016/06/01
67478	J P Morgan SP BV – HSI R Bear CBBC Aug 2016 O	2016/05/31	2016/06/01
67003	J P Morgan SP BV – HSI R Bear CBBC Oct 2016 E	2016/05/31	2016/06/01
67190	SG Issuer – CMob R Bear CBBC Nov 2016 A	2016/05/31	2016/06/01
66540	UBS AG – HSI R Bear CBBC Sep 2016 J	2016/05/31	2016/06/01
67179	HK Bank – HSI R Bear CBBC Mar 2017 E	2016/05/31	2016/06/01
66717	J P Morgan SP BV – Sands China R Bear CBBC Jan 2017 A	2016/05/31	2016/06/01

List of expired CBBC, 2016 (continued)

Code	CBBC	Last trading date	Delisted date
66506	SG Issuer – HSI R Bear CBBC Aug 2016 B	2016/05/31	2016/06/01
66502	BNP Paribas Arbit Issu B.V. – HSI R Bear CBBC Mar 2017 Q	2016/05/31	2016/06/01
67474	UBS AG – HSI R Bear CBBC Jan 2017 A	2016/05/31	2016/06/01
66733	UBS AG – HSI R Bear CBBC Sep 2016 S	2016/05/31	2016/06/01
66909	Credit Suisse AG – HSI R Bear CBBC Aug 2016 I	2016/05/31	2016/06/01
66768	BNP Paribas Arbit Issu B.V. – HSCEI R Bear CBBC Mar 2017 B	2016/05/31	2016/06/01
66627	J P Morgan SP BV – HSI R Bear CBBC Sep 2016 I	2016/05/31	2016/06/01
66620	Credit Suisse AG – HSI R Bear CBBC Aug 2016 H	2016/05/31	2016/06/01
66864	HK Bank – HSCEI R Bear CBBC Feb 2017 C	2016/05/31	2016/06/01
66748	Macquarie Bank Ltd. – HSI R Bear CBBC Dec 2016 E	2016/05/31	2016/06/01
64573	Bank of East Asia – TCH R Bear CBBC Mar 2017 A	2016/05/31	2016/06/01
66700	Credit Suisse AG – HSI R Bear CBBC Sep 2016 K	2016/05/31	2016/06/01
66155	Credit Suisse AG – Tencent R Bear CBBC Jul 2016 A	2016/05/31	2016/06/01
66611	UBS AG – HSI R Bear CBBC Sep 2016 O	2016/05/31	2016/06/01
66887	SG Issuer – HSI R Bear CBBC Sep 2016 P	2016/05/31	2016/06/01
67299	J P Morgan SP BV – HSI R Bear CBBC Oct 2016 G	2016/05/31	2016/06/01
67570	UBS AG – HSI R Bear CBBC Sep 2016 Z	2016/06/01	2016/06/02
67560	Credit Suisse AG – HSI R Bear CBBC Sep 2016 T	2016/06/01	2016/06/02
67490	Goldman Sachs SP (Asia) – HSI R Bear CBBC Oct 2016 F	2016/06/01	2016/06/02
67493	Goldman Sachs SP (Asia) – HSI R Bear CBBC Oct 2016 H	2016/06/01	2016/06/02
67506	SG Issuer – HKEX R Bear CBBC Nov 2016 C	2016/06/01	2016/06/02
67513	SG Issuer – HSI R Bear CBBC Sep 2016 W	2016/06/01	2016/06/02
67558	Credit Suisse AG – HSI R Bear CBBC Sep 2016 S	2016/06/01	2016/06/02
67515	SG Issuer – HSI R Bear CBBC Oct 2016 A	2016/06/01	2016/06/02
67519	SG Issuer – HSI R Bear CBBC Sep 2016 X	2016/06/01	2016/06/02
67542	J P Morgan SP BV – HSI R Bear CBBC Sep 2016 R	2016/06/01	2016/06/02
67520	SG Issuer – HSI R Bear CBBC Oct 2016 B	2016/06/01	2016/06/02
67527	HK Bank – HSI R Bear CBBC Jan 2017 B	2016/06/01	2016/06/02
67576	UBS AG – HSI R Bear CBBC Sep 2016 E	2016/06/01	2016/06/02
67578	UBS AG – HSI R Bear CBBC Jan 2017 B	2016/06/01	2016/06/02
67582	UBS AG – HSI R Bear CBBC Jan 2017 C	2016/06/01	2016/06/02
67543	J P Morgan SP BV – HSI R Bear CBBC Sep 2016 S	2016/06/01	2016/06/02
67544	J P Morgan SP BV – HSI R Bear CBBC Sep 2016 T	2016/06/01	2016/06/02
67556	Credit Suisse AG – HSI R Bear CBBC Sep 2016 R	2016/06/01	2016/06/02
67442	J P Morgan SP BV – China Mobile R Bear CBBC Apr 2017 A	2016/06/01	2016/06/02
67484	BNP Paribas Arbit Issu B.V. – HSI R Bear CBBC Mar 2017 Y	2016/06/01	2016/06/02
67491	Goldman Sachs SP (Asia) – HSI R Bear CBBC Oct 2016 G	2016/06/01	2016/06/02
67486	BNP Paribas Arbit Issu B.V. – HSI R Bear CBBC Feb 2017 Z	2016/06/01	2016/06/02
67624	Credit Suisse AG – HSI R Bear CBBC Sep 2016 U	2016/06/02	2016/06/03
62385	HK Bank – Lenovo R Bull CBBC Dec 2017 A	2016/06/02	2016/06/03
67643	J P Morgan SP BV – HSI R Bear CBBC Sep 2016 U	2016/06/02	2016/06/03
67648	UBS AG – HSI R Bear CBBC Feb 2017 A	2016/06/02	2016/06/03
67644	J P Morgan SP BV – HSI R Bear CBBC Sep 2016 V	2016/06/02	2016/06/03
67501	SG Issuer – CCB R Bear CBBC Dec 2016 A	2016/06/02	2016/06/03
67409	SG Issuer – Lenovo R Bull CBBC Dec 2017 A	2016/06/02	2016/06/03
67655	Goldman Sachs SP (Asia) – HSI R Bear CBBC Oct 2016 I	2016/06/02	2016/06/03
67620	SG Issuer – HSI R Bear CBBC Oct 2016 C	2016/06/02	2016/06/03
67751	UBS AG – HSI R Bear CBBC Jan 2017 D	2016/06/03	2016/06/06
67750	UBS AG – HSI R Bear CBBC Sep 2016 V	2016/06/03	2016/06/06
66709	J P Morgan SP BV – HSI R Bear CBBC Aug 2016 K	2016/06/03	2016/06/06
67717	BNP Paribas Arbit Issu B.V. – HSI R Bear CBBC Feb 2017 A	2016/06/03	2016/06/06
67729	Credit Suisse AG – HSI R Bear CBBC Oct 2016 J	2016/06/03	2016/06/06
67781	J P Morgan SP BV – HSI R Bear CBBC Sep 2016 X	2016/06/03	2016/06/06
67723	Credit Suisse AG – HSI R Bear CBBC Oct 2016 I	2016/06/03	2016/06/06
67721	BNP Paribas Arbit Issu B.V. – HSI R Bear CBBC Mar 2017 Z	2016/06/03	2016/06/06
66503	BNP Paribas Arbit Issu B.V. – HSI R Bear CBBC Feb 2017 R	2016/06/03	2016/06/06
67713	J P Morgan SP BV – HSI R Bear CBBC Sep 2016 W	2016/06/03	2016/06/06
67709	Goldman Sachs SP (Asia) – HSI R Bear CBBC Oct 2016 J	2016/06/03	2016/06/06
66612	UBS AG – HSI R Bear CBBC Sep 2016 P	2016/06/03	2016/06/06
66509	SG Issuer – HSI R Bear CBBC Sep 2016 I	2016/06/03	2016/06/06
67621	SG Issuer – HSI R Bear CBBC Oct 2016 D	2016/06/03	2016/06/06
67683	SG Issuer – HSI R Bear CBBC Sep 2016 Y	2016/06/03	2016/06/06
69727	HK Bank – A50 R Bear CBBC Jun 2016 B	2016/06/03	2016/06/07
66653	HK Bank – HSI R Bear CBBC Feb 2017 G	2016/06/03	2016/06/06
66685	SG Issuer – HSI R Bear CBBC Aug 2016 W	2016/06/03	2016/06/06
67625	Credit Suisse AG – HSI R Bear CBBC Oct 2016 H	2016/06/03	2016/06/06
66524	Credit Suisse AG – HSI R Bear CBBC Aug 2016 D	2016/06/03	2016/06/06
69725	HK Bank – CSOP A50 ETF R Bear CBBC Jun 2016 C	2016/06/03	2016/06/07
66496	Goldman Sachs SP (Asia) – HSI R Bear CBBC Aug 2016 R	2016/06/03	2016/06/06
60377	HK Bank – CC Bank R Bear CBBC Apr 2017 A	2016/06/03	2016/06/06
66688	HK Bank – Ping An R Bear CBBC Jun 2016 B	2016/06/03	2016/06/07
66755	HK Bank – CSOP A50 ETF R Bear CBBC Jun 2016 D	2016/06/03	2016/06/07
67676	HK Bank – Ping An R Bear CBBC Jun 2016 C	2016/06/03	2016/06/07
66635	J P Morgan SP BV – HKEX R Bear CBBC Feb 2017 C	2016/06/06	2016/06/07
67818	SG Issuer – HSI R Bear CBBC Sep 2016 Z	2016/06/06	2016/06/07
67839	SG Issuer – HSI R Bear CBBC Oct 2016 E	2016/06/06	2016/06/07
67826	UBS AG – HSI R Bear CBBC Sep 2016 W	2016/06/06	2016/06/07
67829	UBS AG – HSI R Bear CBBC Jan 2017 E	2016/06/06	2016/06/07
67842	Credit Suisse AG – HSI R Bear CBBC Sep 2016 V	2016/06/06	2016/06/07
67862	J P Morgan SP BV – HSI R Bear CBBC Sep 2016 Y	2016/06/06	2016/06/07
67881	BNP Paribas Arbit Issu B.V. – HSI R Bear CBBC Mar 2017 A	2016/06/06	2016/06/07
67877	Goldman Sachs SP (Asia) – HSI R Bear CBBC Oct 2016 K	2016/06/06	2016/06/07
68182	J P Morgan SP BV – Tencent R Bear CBBC Jun 2016 B	2016/06/06	2016/06/07
66235	Credit Suisse AG – HSI R Bear CBBC Aug 2016 X	2016/06/07	2016/06/08
66236	UBS AG – HSI R Bear CBBC Aug 2016 W	2016/06/07	2016/06/08
67984	J P Morgan SP BV – HSI R Bear CBBC Sep 2016 B	2016/06/07	2016/06/08
67994	J P Morgan SP BV – HSI R Bear CBBC Sep 2016 C	2016/06/07	2016/06/08

List of expired CBBC, 2016 (continued)

Code	CBBC	Last trading date	Delisted date
66244	Goldman Sachs SP (Asia) – HSI R Bear CBBC Aug 2016 I	2016/06/07	2016/06/08
67890	Goldman Sachs SP (Asia) – HSI R Bear CBBC Oct 2016 L	2016/06/07	2016/06/08
66592	Macquarie Bank Ltd. – HSI R Bear CBBC Dec 2016 D	2016/06/07	2016/06/08
68019	J P Morgan SP BV – HSI R Bear CBBC Sep 2016 O	2016/06/07	2016/06/08
66580	SG Issuer – HSI R Bear CBBC Aug 2016 V	2016/06/07	2016/06/08
66427	Goldman Sachs SP (Asia) – HSI R Bear CBBC Aug 2016 O	2016/06/07	2016/06/08
67882	HK Bank – Sands China R Bull CBBC Jul 2017 C	2016/06/07	2016/06/08
66129	SG Issuer – Tencent R Bear CBBC Nov 2016 A	2016/06/07	2016/06/08
65084	UBS AG – Tencent R Bear CBBC Sep 2016 A	2016/06/07	2016/06/08
64994	HK Bank – TCH R Bear CBBC Oct 2016 F	2016/06/07	2016/06/08
66589	Macquarie Bank Ltd. – HSI R Bear CBBC Dec 2016 C	2016/06/07	2016/06/08
66288	J P Morgan SP BV – HSI R Bear CBBC Aug 2016 Z	2016/06/07	2016/06/08
67951	UBS AG – HSI R Bear CBBC Feb 2017 B	2016/06/07	2016/06/08
66661	HK Bank – HKEX R Bear CBBC Dec 2016 E	2016/06/07	2016/06/08
67941	Credit Suisse AG – HSI R Bear CBBC Sep 2016 X	2016/06/07	2016/06/08
66655	HK Bank – HSI R Bear CBBC Feb 2017 H	2016/06/07	2016/06/08
67844	Credit Suisse AG – HSI R Bear CBBC Oct 2016 K	2016/06/07	2016/06/08
66772	BNP Paribas Arbit Issu B.V. – HSCEI R Bear CBBC Feb 2017 D	2016/06/07	2016/06/08
66646	HK Bank – HSCEI R Bear CBBC Dec 2016 F	2016/06/07	2016/06/08
67887	SG Issuer – HSI R Bear CBBC Oct 2016 F	2016/06/07	2016/06/08
67929	SG Issuer – HSI R Bear CBBC Oct 2016 G	2016/06/07	2016/06/08
67959	UBS AG – HSI R Bear CBBC Sep 2016 X	2016/06/07	2016/06/08
66920	J P Morgan SP BV – HSCEI R Bear CBBC Feb 2017 B	2016/06/07	2016/06/08
66438	BNP Paribas Arbit Issu B.V. – HSI R Bear CBBC Mar 2017 O	2016/06/07	2016/06/08
66628	J P Morgan SP BV – HSI R Bear CBBC Oct 2016 C	2016/06/07	2016/06/08
67968	UBS AG – HSI R Bear CBBC Feb 2017 C	2016/06/07	2016/06/08
66613	UBS AG – HSCEI R Bear CBBC Aug 2016 B	2016/06/07	2016/06/08
67939	Credit Suisse AG – HSI R Bear CBBC Sep 2016 W	2016/06/07	2016/06/08
67886	SG Issuer – HSI R Bear CBBC Sep 2016 C	2016/06/07	2016/06/08
67947	Goldman Sachs SP (Asia) – HSI R Bear CBBC Oct 2016 M	2016/06/07	2016/06/08
66462	J P Morgan SP BV – HSI R Bear CBBC Aug 2016 F	2016/06/07	2016/06/08
66523	Credit Suisse AG – HSI R Bear CBBC Aug 2016 C	2016/06/07	2016/06/08
67045	HK Bank – CNOOC R Bear CBBC Apr 2017 B	2016/06/07	2016/06/08
67602	J P Morgan SP BV – HSI R Bear CBBC Oct 2016 K	2016/06/07	2016/06/08
66510	SG Issuer – HSI R Bear CBBC Aug 2016 Q	2016/06/07	2016/06/08
66260	SG Issuer – HSI R Bear CBBC Aug 2016 O	2016/06/07	2016/06/08
66279	UBS AG – HSI R Bear CBBC Aug 2016 X	2016/06/07	2016/06/08
66474	HK Bank – HSI R Bear CBBC Nov 2016 J	2016/06/07	2016/06/08
66248	J P Morgan SP BV – HSI R Bear CBBC Aug 2016 W	2016/06/07	2016/06/08
66457	UBS AG – HSI R Bear CBBC Sep 2016 H	2016/06/07	2016/06/08
66455	UBS AG – HSI R Bear CBBC Aug 2016 H	2016/06/07	2016/06/08
66450	Credit Suisse AG – HSI R Bear CBBC Sep 2016 H	2016/06/07	2016/06/08
66544	UBS AG – HSI R Bear CBBC Sep 2016 K	2016/06/07	2016/06/08
66547	UBS AG – HSI R Bear CBBC Sep 2016 L	2016/06/07	2016/06/08
66263	BNP Paribas Arbit Issu B.V. – HSI R Bear CBBC Feb 2017 O	2016/06/07	2016/06/08
66286	J P Morgan SP BV – HSI R Bear CBBC Aug 2016 Y	2016/06/07	2016/06/08
66440	SG Issuer – HSI R Bear CBBC Sep 2016 G	2016/06/07	2016/06/08
66257	Goldman Sachs SP (Asia) – HSI R Bear CBBC Aug 2016 J	2016/06/07	2016/06/08
66262	SG Issuer – HSI R Bear CBBC Aug 2016 P	2016/06/07	2016/06/08
66267	Credit Suisse AG – HSI R Bear CBBC Aug 2016 Y	2016/06/07	2016/06/08
66562	J P Morgan SP BV – HSI R Bear CBBC Sep 2016 H	2016/06/07	2016/06/08
66439	BNP Paribas Arbit Issu B.V. – HSI R Bear CBBC Mar 2017 P	2016/06/07	2016/06/08
68109	SG Issuer – HSI R Bear CBBC Sep 2016 A	2016/06/08	2016/06/10
68167	J P Morgan SP BV – HSI R Bear CBBC Sep 2016 J	2016/06/08	2016/06/10
68114	UBS AG – HSI R Bear CBBC Jan 2017 G	2016/06/08	2016/06/10
68150	Credit Suisse AG – HSI R Bear CBBC Sep 2016 Y	2016/06/08	2016/06/10
68141	Credit Suisse AG – HSI R Bear CBBC Oct 2016 M	2016/06/08	2016/06/10
68218	Credit Suisse AG – HSI R Bear CBBC Oct 2016 N	2016/06/10	2016/06/13
68257	J P Morgan SP BV – HKEX R Bull CBBC Oct 2017 B	2016/06/10	2016/06/13
68205	Goldman Sachs SP (Asia) – HSI R Bear CBBC Oct 2016 N	2016/06/10	2016/06/13
63200	HK Bank – TCH R Bear CBBC Jun 2016 B	2016/06/10	2016/06/13
63768	HK Bank – CSOP A50 ETF R Bull CBBC Jun 2016 E	2016/06/10	2016/06/14
68178	BNP Paribas Arbit Issu B.V. – HSI R Bear CBBC Mar 2017 C	2016/06/10	2016/06/13
68232	UBS AG – HSI R Bear CBBC Sep 2016 M	2016/06/10	2016/06/13
68270	J P Morgan SP BV – HSI R Bear CBBC Sep 2016 K	2016/06/10	2016/06/13
69558	UBS AG – TCH R Bull CBBC Jun 2016 B	2016/06/10	2016/06/14
60800	UBS AG – CSOP A50 ETF R Bear CBBC Jun 2016 A	2016/06/10	2016/06/14
68239	UBS AG – HSI R Bear CBBC Sep 2016 Q	2016/06/10	2016/06/13
66487	HK Bank – HKEX R Bear CBBC Jun 2016 D	2016/06/10	2016/06/14
68176	SG Issuer – HSI R Bear CBBC Sep 2016 D	2016/06/10	2016/06/13
62929	UBS AG – TCH R Bull CBBC Jun 2016 C	2016/06/10	2016/06/14
66113	HK Bank – TCH R Bear CBBC Jun 2016 A	2016/06/10	2016/06/14
67945	Credit Suisse AG – HSI R Bull CBBC Nov 2017 A	2016/06/13	2016/06/14
68152	J P Morgan SP BV – HSI R Bull CBBC Sep 2017 Q	2016/06/13	2016/06/14
68161	J P Morgan SP BV – A50 China R Bull CBBC Mar 2017 C	2016/06/13	2016/06/14
68154	J P Morgan SP BV – HSI R Bull CBBC Oct 2017 L	2016/06/13	2016/06/14
68345	J P Morgan SP BV – HSI R Bull CBBC Oct 2017 N	2016/06/13	2016/06/14
68174	SG Issuer – HSI R Bull CBBC Jun 2017 A	2016/06/13	2016/06/14
67914	SG Issuer – HSI R Bull CBBC Jun 2017 B	2016/06/13	2016/06/14
67913	SG Issuer – HSI R Bull CBBC Jun 2017 H	2016/06/13	2016/06/14
68335	J P Morgan SP BV – HSI R Bull CBBC Oct 2017 M	2016/06/13	2016/06/14
67902	HK Bank – HSI R Bull CBBC Jun 2017 B	2016/06/13	2016/06/14
67898	HK Bank – Tencent R Bull CBBC Jan 2017 E	2016/06/13	2016/06/14
67923	SG Issuer – HSI R Bull CBBC Jun 2017 C	2016/06/13	2016/06/14
67980	UBS AG – HSI R Bull CBBC Sep 2017 E	2016/06/13	2016/06/14
68062	HK Bank – CSOP A50 ETF R Bull CBBC Dec 2016 B	2016/06/13	2016/06/14
68058	HK Bank – HKEX R Bull CBBC Jun 2017 D	2016/06/13	2016/06/14

List of expired CBBC, 2016 (continued)

Code	CBBC	Last trading date	Delisted date
68260	J P Morgan SP BV – China Life R Bull CBBC Jul 2017 D	2016/06/13	2016/06/14
68052	J P Morgan SP BV – CAM CSI300 R Bull CBBC Aug 2017 A	2016/06/13	2016/06/14
68046	J P Morgan SP BV – Ping An R Bull CBBC Aug 2017 B	2016/06/13	2016/06/14
68045	J P Morgan SP BV – HKEX R Bull CBBC Sep 2017 B	2016/06/13	2016/06/14
68268	J P Morgan SP BV – HSI R Bull CBBC Dec 2017 G	2016/06/13	2016/06/14
68027	J P Morgan SP BV – HSI R Bull CBBC Nov 2017 D	2016/06/13	2016/06/14
68025	J P Morgan SP BV – HSI R Bull CBBC Oct 2017 K	2016/06/13	2016/06/14
68073	SG Issuer – HSI R Bull CBBC Jul 2017 H	2016/06/13	2016/06/14
68076	SG Issuer – HSI R Bull CBBC Jul 2017 D	2016/06/13	2016/06/14
68111	UBS AG – HSI R Bull CBBC Oct 2017 F	2016/06/13	2016/06/14
68226	Credit Suisse AG – HSI R Bull CBBC Jun 2017 Z	2016/06/13	2016/06/14
68278	SG Issuer – HSI R Bull CBBC Jul 2017 I	2016/06/13	2016/06/14
68139	Credit Suisse AG – HSI R Bull CBBC Oct 2017 E	2016/06/13	2016/06/14
67977	UBS AG – HSI R Bull CBBC Oct 2017 E	2016/06/13	2016/06/14
67976	UBS AG – HSI R Bull CBBC Nov 2017 G	2016/06/13	2016/06/14
68288	BNP Paribas Arbit Issu B.V. – HSI R Bull CBBC May 2017 H	2016/06/13	2016/06/14
67970	UBS AG – HSI R Bull CBBC Sep 2017 D	2016/06/13	2016/06/14
68302	Credit Suisse AG – HSI R Bull CBBC Sep 2017 C	2016/06/13	2016/06/14
68061	HK Bank – China Life R Bull CBBC Jul 2017 B	2016/06/13	2016/06/14
68231	Goldman Sachs SP (Asia) – HSI R Bull CBBC Sep 2017 E	2016/06/13	2016/06/14
68021	J P Morgan SP BV – HSI R Bull CBBC Sep 2017 P	2016/06/13	2016/06/14
67950	Goldman Sachs SP (Asia) – HSI R Bull CBBC Sep 2017 C	2016/06/13	2016/06/14
67949	Goldman Sachs SP (Asia) – HSI R Bull CBBC Sep 2017 B	2016/06/13	2016/06/14
68128	UBS AG – HSI R Bull CBBC Sep 2017 F	2016/06/13	2016/06/14
67946	Credit Suisse AG – HSI R Bull CBBC Nov 2017 B	2016/06/13	2016/06/14
68349	Goldman Sachs SP (Asia) – HSI R Bull CBBC Sep 2017 F	2016/06/13	2016/06/14
68110	Goldman Sachs SP (Asia) – HSI R Bull CBBC Sep 2017 D	2016/06/13	2016/06/14
67604	J P Morgan SP BV – Galaxy Ent R Bull CBBC May 2017 C	2016/06/13	2016/06/14
68308	UBS AG – HSI R Bull CBBC Oct 2017 G	2016/06/13	2016/06/14
67835	UBS AG – HSI R Bull CBBC Nov 2017 F	2016/06/13	2016/06/14
67766	Goldman Sachs SP (Asia) – HSI R Bull CBBC Jul 2017 Z	2016/06/13	2016/06/14
67825	Goldman Sachs SP (Asia) – HSI R Bull CBBC Oct 2017 A	2016/06/13	2016/06/14
67824	BNP Paribas Arbit Issu B.V. – HSI R Bull CBBC May 2017 B	2016/06/13	2016/06/14
67823	BNP Paribas Arbit Issu B.V. – HSI R Bull CBBC Jun 2017 F	2016/06/13	2016/06/14
67848	Credit Suisse AG – HSI R Bull CBBC Sep 2017 A	2016/06/13	2016/06/14
67817	SG Issuer – HSI R Bull CBBC Jul 2017 A	2016/06/13	2016/06/14
67836	SG Issuer – HSI R Bull CBBC Jul 2017 E	2016/06/13	2016/06/14
67606	J P Morgan SP BV – HSBC R Bull CBBC Jun 2017 C	2016/06/13	2016/06/14
67735	Credit Suisse AG – HSI R Bull CBBC Oct 2017 C	2016/06/13	2016/06/14
67737	Credit Suisse AG – HSI R Bull CBBC Oct 2017 D	2016/06/13	2016/06/14
67744	SG Issuer – HSI R Bull CBBC Jun 2017 G	2016/06/13	2016/06/14
67755	UBS AG – HSI R Bull CBBC Sep 2017 A	2016/06/13	2016/06/14
67763	BNP Paribas Arbit Issu B.V. – HSI R Bull CBBC May 2017 G	2016/06/13	2016/06/14
67770	J P Morgan SP BV – HSI R Bull CBBC Aug 2017 T	2016/06/13	2016/06/14
67821	HK Bank – HSI R Bull CBBC Jul 2017 A	2016/06/13	2016/06/14
67891	BNP Paribas Arbit Issu B.V. – HSI R Bull CBBC Jun 2017 G	2016/06/13	2016/06/14
63366	J P Morgan SP BV – Sands China R Bull CBBC Jan 2017 A	2016/06/13	2016/06/14
67875	Goldman Sachs SP (Asia) – HSI R Bull CBBC Oct 2017 B	2016/06/13	2016/06/14
67864	J P Morgan SP BV – HSI R Bull CBBC Aug 2017 U	2016/06/13	2016/06/14
67865	J P Morgan SP BV – HSI R Bull CBBC Sep 2017 O	2016/06/13	2016/06/14
67832	UBS AG – HSI R Bull CBBC Oct 2017 D	2016/06/13	2016/06/14
67850	Credit Suisse AG – HSI R Bull CBBC Sep 2017 B	2016/06/13	2016/06/14
68363	BNP Paribas Arbit Issu B.V. – HSI R Bull CBBC Jun 2017 M	2016/06/14	2016/06/15
67638	Credit Suisse AG – HSI R Bull CBBC Jun 2017 Y	2016/06/14	2016/06/15
67645	J P Morgan SP BV – HSI R Bull CBBC Aug 2017 S	2016/06/14	2016/06/15
68077	Macquarie Bank Ltd. – HSI R Bull CBBC Feb 2017 F	2016/06/14	2016/06/15
68038	J P Morgan SP BV – Tencent R Bull CBBC Mar 2017 B	2016/06/14	2016/06/15
67740	SG Issuer – HSI R Bull CBBC Jul 2017 G	2016/06/14	2016/06/15
68362	Credit Suisse AG – HSI R Bull CBBC Nov 2017 C	2016/06/14	2016/06/15
67757	BNP Paribas Arbit Issu B.V. – HSI R Bull CBBC Jun 2017 E	2016/06/14	2016/06/15
63646	J P Morgan SP BV – A50 China R Bull CBBC Jun 2016 C	2016/06/14	2016/06/15
68366	UBS AG – HSI R Bull CBBC Oct 2017 H	2016/06/14	2016/06/15
68368	UBS AG – HSI R Bull CBBC Nov 2017 H	2016/06/14	2016/06/15
68381	Goldman Sachs SP (Asia) – HSI R Bull CBBC Oct 2017 C	2016/06/14	2016/06/15
67591	J P Morgan SP BV – HSI R Bull CBBC Aug 2017 R	2016/06/14	2016/06/15
68389	J P Morgan SP BV – HSI R Bull CBBC Nov 2017 E	2016/06/14	2016/06/15
63590	J P Morgan SP BV – CSOP A50 ETF R Bull CBBC Jun 2016 E	2016/06/14	2016/06/15
68391	J P Morgan SP BV – HKEX R Bull CBBC Nov 2017 B	2016/06/14	2016/06/15
66278	J P Morgan SP BV – A50 China R Bear CBBC Jun 2016 A	2016/06/14	2016/06/15
67649	UBS AG – HSI R Bull CBBC Jun 2017 S	2016/06/14	2016/06/15
68392	J P Morgan SP BV – Tencent R Bull CBBC Jul 2017 C	2016/06/14	2016/06/15
67583	UBS AG – HSI R Bull CBBC Oct 2017 A	2016/06/14	2016/06/15
68427	J P Morgan SP BV – HSI R Bull CBBC Sep 2017 R	2016/06/14	2016/06/15
67567	Credit Suisse AG – HSI R Bull CBBC Jul 2017 B	2016/06/14	2016/06/15
67612	Goldman Sachs SP (Asia) – HSI R Bull CBBC Jul 2017 V	2016/06/14	2016/06/15
68158	J P Morgan SP BV – CSOP A50 ETF R Bull CBBC Mar 2017 B	2016/06/15	2016/06/16
68438	SG Issuer – HSI R Bull CBBC Oct 2017 C	2016/06/15	2016/06/16
67541	BNP Paribas Arbit Issu B.V. – HSI R Bull CBBC May 2017 F	2016/06/15	2016/06/16
67548	SG Issuer – HSI R Bull CBBC Jul 2017 F	2016/06/15	2016/06/16
67651	UBS AG – HSI R Bull CBBC Nov 2017 D	2016/06/15	2016/06/16
68617	J P Morgan SP BV – Tencent R Bull CBBC Jun 2017 C	2016/06/15	2016/06/16
67630	Credit Suisse AG – HSI R Bull CBBC Jun 2017 R	2016/06/15	2016/06/16
67587	UBS AG – HSI R Bull CBBC Sep 2017 Z	2016/06/15	2016/06/16
68605	J P Morgan SP BV – CSOP A50 ETF R Bull CBBC Feb 2017 B	2016/06/15	2016/06/16
67592	J P Morgan SP BV – HSI R Bull CBBC Sep 2017 L	2016/06/15	2016/06/16
67811	HK Bank – HSI R Bull CBBC Aug 2017 A	2016/06/15	2016/06/16
68525	SG Issuer – HKEX R Bull CBBC Sep 2017 E	2016/06/15	2016/06/16

List of expired CBBC, 2016 (continued)

Code	CBBC	Last trading date	Delisted date
67802	HK Bank – HKEK R Bull CBBC Sep 2017 A	2016/06/15	2016/06/16
67617	SG Issuer – HSI R Bull CBBC Jul 2017 B	2016/06/15	2016/06/16
67619	SG Issuer – HSI R Bull CBBC Jun 2017 D	2016/06/15	2016/06/16
68518	SG Issuer – HKEK R Bull CBBC Sep 2017 C	2016/06/15	2016/06/16
65543	J P Morgan SP BV – HSBC R Bull CBBC Dec 2016 B	2016/06/15	2016/06/16
68560	BNP Paribas Arbit Issu B.V. – HSI R Bull CBBC May 2017 N	2016/06/15	2016/06/16
67901	HK Bank – HKEK R Bull CBBC Jun 2017 C	2016/06/15	2016/06/16
68564	Credit Suisse AG – HSI R Bull CBBC Oct 2017 F	2016/06/15	2016/06/16
68568	Credit Suisse AG – HSI R Bull CBBC Oct 2017 G	2016/06/15	2016/06/16
67868	J P Morgan SP BV – HSI R Bull CBBC Oct 2017 J	2016/06/15	2016/06/16
68535	BNP Paribas Arbit Issu B.V. – HSCEI R Bull CBBC Jun 2017 C	2016/06/15	2016/06/16
67537	BNP Paribas Arbit Issu B.V. – HSI R Bull CBBC Jun 2017 B	2016/06/15	2016/06/16
68531	SG Issuer – HSBC R Bull CBBC Mar 2018 B	2016/06/15	2016/06/16
68437	SG Issuer – HSI R Bull CBBC Oct 2017 B	2016/06/15	2016/06/16
68530	SG Issuer – HKEK R Bull CBBC Sep 2017 F	2016/06/15	2016/06/16
68602	J P Morgan SP BV – Ping An R Bull CBBC Sep 2017 A	2016/06/15	2016/06/16
68433	Macquarie Bank Ltd. – HSI R Bull CBBC Feb 2017 H	2016/06/15	2016/06/16
68435	SG Issuer – HSI R Bull CBBC Oct 2017 A	2016/06/15	2016/06/16
68240	BNP Paribas Arbit Issu B.V. – A50 Ch R Bull CBBC Dec 2016 G	2016/06/15	2016/06/16
68622	J P Morgan SP BV – HKEK R Bull CBBC Sep 2017 C	2016/06/15	2016/06/16
68533	BNP Paribas Arbit Issu B.V. – HSI R Bull CBBC May 2017 O	2016/06/15	2016/06/16
67746	UBS AG – HSI R Bull CBBC Dec 2017 A	2016/06/15	2016/06/16
67565	Credit Suisse AG – HSI R Bull CBBC Jul 2017 A	2016/06/15	2016/06/16
62789	HK Bank – CUni R Bull CBBC Dec 2016 B	2016/06/15	2016/06/16
67732	Credit Suisse AG – HSI R Bull CBBC Oct 2017 B	2016/06/15	2016/06/16
68657	UBS AG – HKEK R Bull CBBC Sep 2017 A	2016/06/15	2016/06/16
68673	UBS AG – HSI R Bull CBBC Oct 2017 I	2016/06/15	2016/06/16
68513	SG Issuer – China Life R Bull CBBC Aug 2017 B	2016/06/15	2016/06/16
68674	UBS AG – HSI R Bull CBBC Sep 2017 L	2016/06/15	2016/06/16
68063	HK Bank – A50 R Bull CBBC Dec 2016 F	2016/06/15	2016/06/16
67677	SG Issuer – HSI R Bull CBBC Jun 2017 F	2016/06/15	2016/06/16
68029	J P Morgan SP BV – HSCEI R Bull CBBC Sep 2017 B	2016/06/15	2016/06/16
68644	J P Morgan SP BV – HSI R Bull CBBC Oct 2017 O	2016/06/15	2016/06/16
67656	Goldman Sachs SP (Asia) – HSI R Bull CBBC Sep 2017 A	2016/06/15	2016/06/16
67773	J P Morgan SP BV – HSI R Bull CBBC Sep 2017 N	2016/06/15	2016/06/16
67640	J P Morgan SP BV – HSI R Bull CBBC Oct 2017 H	2016/06/15	2016/06/16
67789	J P Morgan SP BV – HKEK R Bull CBBC Jun 2017 B	2016/06/15	2016/06/16
67764	Goldman Sachs SP (Asia) – HSI R Bull CBBC Jul 2017 Y	2016/06/15	2016/06/16
68079	Macquarie Bank Ltd. – HSI R Bull CBBC Feb 2017 G	2016/06/15	2016/06/16
68519	SG Issuer – HKEK R Bull CBBC Sep 2017 D	2016/06/15	2016/06/16
68559	BNP Paribas Arbit Issu B.V. – HSI R Bull CBBC Jun 2017 N	2016/06/15	2016/06/16
68675	UBS AG – HSI R Bull CBBC Nov 2017 I	2016/06/15	2016/06/16
68629	J P Morgan SP BV – HSI R Bull CBBC Aug 2017 V	2016/06/15	2016/06/16
68746	J P Morgan SP BV – HSI R Bull CBBC Nov 2017 F	2016/06/16	2016/06/17
67747	UBS AG – HSI R Bull CBBC Nov 2017 E	2016/06/16	2016/06/17
68737	UBS AG – HSI R Bull CBBC Nov 2017 J	2016/06/16	2016/06/17
68739	UBS AG – Ping An R Bull CBBC Oct 2017 A	2016/06/16	2016/06/17
67343	J P Morgan SP BV – HSI R Bull CBBC Jul 2017 R	2016/06/16	2016/06/17
67731	Credit Suisse AG – HSI R Bull CBBC Oct 2017 A	2016/06/16	2016/06/17
68744	J P Morgan SP BV – HSI R Bull CBBC Oct 2017 P	2016/06/16	2016/06/17
67320	UBS AG – HSI R Bull CBBC Jul 2017 W	2016/06/16	2016/06/17
67861	SG Issuer – HSCEI R Bull CBBC Jul 2017 D	2016/06/16	2016/06/17
68538	SG Issuer – Ping An R Bull CBBC Sep 2017 C	2016/06/16	2016/06/17
68728	Credit Suisse AG – HSI R Bull CBBC Nov 2017 D	2016/06/16	2016/06/17
67775	J P Morgan SP BV – HSI R Bull CBBC Oct 2017 I	2016/06/16	2016/06/17
65741	J P Morgan SP BV – HKEK R Bear CBBC Jun 2016 B	2016/06/16	2016/06/20
67314	SG Issuer – HSI R Bull CBBC Jul 2017 X	2016/06/16	2016/06/17
61250	J P Morgan SP BV – A50 China R Bear CBBC Jun 2016 D	2016/06/16	2016/06/20
67595	J P Morgan SP BV – HSI R Bull CBBC Nov 2017 C	2016/06/16	2016/06/17
68733	UBS AG – HSI R Bull CBBC Sep 2017 P	2016/06/16	2016/06/17
67563	Credit Suisse AG – HSI R Bull CBBC Jul 2017 Z	2016/06/16	2016/06/17
67658	HK Bank – HSI R Bull CBBC Jun 2017 A	2016/06/16	2016/06/17
67657	Goldman Sachs SP (Asia) – HSI R Bull CBBC Jul 2017 X	2016/06/16	2016/06/17
67588	UBS AG – HSI R Bull CBBC Oct 2017 B	2016/06/16	2016/06/17
67798	J P Morgan SP BV – China Life R Bull CBBC Mar 2017 B	2016/06/16	2016/06/17
67546	SG Issuer – HSI R Bull CBBC Jun 2017 Z	2016/06/16	2016/06/17
67822	HK Bank – HSCEI R Bull CBBC Aug 2017 A	2016/06/16	2016/06/17
68170	HK Bank – China Mobile R Bull CBBC Feb 2017 A	2016/06/16	2016/06/17
67653	UBS AG – HSI R Bull CBBC Oct 2017 C	2016/06/16	2016/06/17
67613	Goldman Sachs SP (Asia) – HSI R Bull CBBC Jul 2017 W	2016/06/16	2016/06/17
68693	HK Bank – Tencent R Bull CBBC Jan 2017 F	2016/06/16	2016/06/17
67615	SG Issuer – HSI R Bull CBBC Jun 2017 E	2016/06/16	2016/06/17
67641	J P Morgan SP BV – HSI R Bull CBBC Sep 2017 M	2016/06/16	2016/06/17
67623	Credit Suisse AG – HSI R Bull CBBC Jun 2017 Q	2016/06/16	2016/06/17
68691	HK Bank – HSCEI R Bull CBBC Sep 2017 A	2016/06/16	2016/06/17
68696	Goldman Sachs SP (Asia) – HSI R Bull CBBC Oct 2017 D	2016/06/16	2016/06/17
68699	Goldman Sachs SP (Asia) – HSI R Bull CBBC Oct 2017 E	2016/06/16	2016/06/17
67534	BNP Paribas Arbit Issu B.V. – HSI R Bull CBBC Jun 2017 D	2016/06/16	2016/06/17
67536	BNP Paribas Arbit Issu B.V. – HSI R Bull CBBC May 2017 E	2016/06/16	2016/06/17
67722	Macquarie Bank Ltd. – HSI R Bull CBBC Mar 2017 A	2016/06/16	2016/06/17
68685	HK Bank – HSI R Bull CBBC Aug 2017 B	2016/06/16	2016/06/17
68689	HK Bank – HKEK R Bull CBBC Sep 2017 B	2016/06/16	2016/06/17
68203	BNP Paribas Arbit Issu B.V. – HSCEI R Bull CBBC May 2017 C	2016/06/16	2016/06/17
68704	SG Issuer – HSI R Bull CBBC Oct 2017 D	2016/06/16	2016/06/17
68700	SG Issuer – HSI R Bull CBBC Sep 2017 A	2016/06/16	2016/06/17
68729	Credit Suisse AG – HSI R Bull CBBC Nov 2017 E	2016/06/16	2016/06/17
68702	SG Issuer – HSI R Bull CBBC Sep 2017 B	2016/06/16	2016/06/17

List of expired CBBC, 2016 (continued)

Code	CBBC	Last trading date	Delisted date
68823	J P Morgan SP BV – HSI R Bull CBBC Sep 2017 S	2016/06/17	2016/06/20
68770	SG Issuer – HSI R Bull CBBC Sep 2017 C	2016/06/17	2016/06/20
68772	SG Issuer – HSI R Bull CBBC Oct 2017 E	2016/06/17	2016/06/20
68789	Credit Suisse AG – HSI R Bull CBBC Nov 2017 F	2016/06/17	2016/06/20
68795	Goldman Sachs SP (Asia) – HSI R Bull CBBC Sep 2017 G	2016/06/17	2016/06/20
68809	UBS AG – HSI R Bull CBBC Oct 2017 J	2016/06/17	2016/06/20
68829	J P Morgan SP BV – HSI R Bull CBBC Sep 2017 T	2016/06/17	2016/06/20
68810	UBS AG – HSI R Bull CBBC Sep 2017 K	2016/06/17	2016/06/20
68896	Goldman Sachs SP (Asia) – HSI R Bull CBBC Sep 2017 H	2016/06/20	2016/06/21
68949	Goldman Sachs SP (Asia) – HSI R Bear CBBC Oct 2016 T	2016/06/20	2016/06/21
68976	UBS AG – HSI R Bull CBBC Oct 2017 K	2016/06/20	2016/06/21
68932	SG Issuer – HSI R Bear CBBC Oct 2016 S	2016/06/20	2016/06/21
69022	J P Morgan SP BV – HSI R Bear CBBC Sep 2016 M	2016/06/20	2016/06/21
68978	UBS AG – HSI R Bull CBBC Sep 2017 M	2016/06/20	2016/06/21
68911	J P Morgan SP BV – HSI R Bull CBBC Nov 2017 H	2016/06/20	2016/06/21
68942	Credit Suisse AG – HSI R Bear CBBC Sep 2016 Q	2016/06/20	2016/06/21
68908	J P Morgan SP BV – HSI R Bull CBBC Nov 2017 G	2016/06/20	2016/06/21
68981	UBS AG – HSI R Bull CBBC Nov 2017 K	2016/06/20	2016/06/21
68880	Credit Suisse AG – HSI R Bull CBBC Sep 2017 F	2016/06/20	2016/06/21
68875	Credit Suisse AG – HSI R Bull CBBC Sep 2017 E	2016/06/20	2016/06/21
68870	Credit Suisse AG – HSI R Bull CBBC Sep 2017 D	2016/06/20	2016/06/21
68985	UBS AG – HSI R Bull CBBC Sep 2017 N	2016/06/20	2016/06/21
68910	J P Morgan SP BV – HSI R Bull CBBC Oct 2017 Q	2016/06/20	2016/06/21
68837	SG Issuer – HSI R Bull CBBC Sep 2017 D	2016/06/20	2016/06/21
68984	UBS AG – HSI R Bull CBBC Dec 2017 B	2016/06/20	2016/06/21
68841	SG Issuer – HSI R Bull CBBC Sep 2017 E	2016/06/20	2016/06/21
68840	SG Issuer – HSI R Bull CBBC Oct 2017 G	2016/06/20	2016/06/21
68845	BNP Paribas Arbit Issu B.V. – HSI R Bull CBBC May 2017 P	2016/06/20	2016/06/21
68988	UBS AG – HSI R Bear CBBC Sep 2016 S	2016/06/20	2016/06/21
68848	BNP Paribas Arbit Issu B.V. – HSI R Bull CBBC Jun 2017 O	2016/06/20	2016/06/21
68852	BNP Paribas Arbit Issu B.V. – HSI R Bull CBBC Jun 2017 K	2016/06/20	2016/06/21
68855	Goldman Sachs SP (Asia) – HSI R Bull CBBC Oct 2017 F	2016/06/20	2016/06/21
68857	Goldman Sachs SP (Asia) – HSI R Bull CBBC Oct 2017 G	2016/06/20	2016/06/21
69180	J P Morgan SP BV – HSI R Bear CBBC Sep 2016 R	2016/06/21	2016/06/22
69119	UBS AG – HSI R Bear CBBC Sep 2016 V	2016/06/21	2016/06/22
69122	UBS AG – HSI R Bear CBBC Oct 2016 L	2016/06/21	2016/06/22
69087	BNP Paribas Arbit Issu B.V. – HSI R Bear CBBC Mar 2017 V	2016/06/21	2016/06/22
69163	J P Morgan SP BV – HSI R Bear CBBC Sep 2016 I	2016/06/21	2016/06/22
69103	BNP Paribas Arbit Issu B.V. – HSI R Bear CBBC Feb 2017 X	2016/06/21	2016/06/22
68990	UBS AG – HSI R Bear CBBC Sep 2016 E	2016/06/21	2016/06/22
69183	Goldman Sachs SP (Asia) – HSI R Bear CBBC Sep 2016 K	2016/06/21	2016/06/22
69037	SG Issuer – HSI R Bear CBBC Sep 2016 P	2016/06/21	2016/06/22
69143	Credit Suisse AG – HSI R Bear CBBC Sep 2016 J	2016/06/21	2016/06/22
69145	Credit Suisse AG – HSI R Bear CBBC Oct 2016 V	2016/06/21	2016/06/22
68917	BNP Paribas Arbit Issu B.V. – HSI R Bear CBBC Feb 2017 M	2016/06/21	2016/06/22
68951	Goldman Sachs SP (Asia) – HSI R Bear CBBC Oct 2016 U	2016/06/22	2016/06/23
69254	Goldman Sachs SP (Asia) – HSI R Bear CBBC Sep 2016 L	2016/06/22	2016/06/23
68940	SG Issuer – HSI R Bear CBBC Oct 2016 T	2016/06/22	2016/06/23
68938	SG Issuer – HSI R Bear CBBC Sep 2016 J	2016/06/22	2016/06/23
68927	BNP Paribas Arbit Issu B.V. – HSI R Bear CBBC Feb 2017 N	2016/06/22	2016/06/23
69146	Credit Suisse AG – HSI R Bear CBBC Oct 2016 W	2016/06/22	2016/06/23
68888	Credit Suisse AG – HSI R Bear CBBC Sep 2016 O	2016/06/22	2016/06/23
69264	Credit Suisse AG – HSI R Bear CBBC Nov 2016 B	2016/06/22	2016/06/23
69273	UBS AG – HSI R Bear CBBC Jan 2017 I	2016/06/22	2016/06/23
69274	UBS AG – HSI R Bear CBBC Jan 2017 J	2016/06/22	2016/06/23
69132	UBS AG – HSI R Bear CBBC Sep 2016 W	2016/06/22	2016/06/23
69317	J P Morgan SP BV – HSI R Bear CBBC Sep 2016 S	2016/06/22	2016/06/23
68263	J P Morgan SP BV – CC Bank R Bull CBBC Jul 2017 A	2016/06/22	2016/06/23
69038	SG Issuer – HSI R Bear CBBC Oct 2016 U	2016/06/22	2016/06/23
69190	SG Issuer – HSI R Bear CBBC Sep 2016 X	2016/06/22	2016/06/23
69270	Credit Suisse AG – HSI R Bear CBBC Oct 2016 X	2016/06/22	2016/06/23
69233	SG Issuer – HSI R Bear CBBC Sep 2016 I	2016/06/22	2016/06/23
69271	UBS AG – HSI R Bear CBBC Feb 2017 E	2016/06/22	2016/06/23
69214	SG Issuer – HSI R Bear CBBC Oct 2016 W	2016/06/22	2016/06/23
69088	BNP Paribas Arbit Issu B.V. – HSI R Bear CBBC Mar 2017 T	2016/06/22	2016/06/23
69023	J P Morgan SP BV – HSI R Bear CBBC Oct 2016 N	2016/06/22	2016/06/23
69184	Goldman Sachs SP (Asia) – HSI R Bear CBBC Oct 2016 V	2016/06/22	2016/06/23
68993	UBS AG – HSI R Bear CBBC Sep 2016 Z	2016/06/22	2016/06/23
68869	HK Bank – HSI R Bear CBBC Dec 2016 P	2016/06/23	2016/06/24
69461	Goldman Sachs SP (Asia) – HSI R Bear CBBC Sep 2016 M	2016/06/23	2016/06/24
69456	UBS AG – HSI R Bear CBBC Feb 2017 F	2016/06/23	2016/06/24
69452	UBS AG – HSI R Bear CBBC Jan 2017 K	2016/06/23	2016/06/24
69468	Goldman Sachs SP (Asia) – HSI R Bear CBBC Oct 2016 W	2016/06/23	2016/06/24
69053	SG Issuer – HSI R Bear CBBC Sep 2016 W	2016/06/23	2016/06/24
69450	UBS AG – HSI R Bear CBBC Sep 2016 H	2016/06/23	2016/06/24
69073	Macquarie Bank Ltd. – HSI R Bear CBBC Feb 2017 C	2016/06/23	2016/06/24
69136	UBS AG – HSI R Bear CBBC Oct 2016 M	2016/06/23	2016/06/24
69371	HK Bank – HSCEI R Bear CBBC Apr 2017 B	2016/06/23	2016/06/24
69379	BNP Paribas Arbit Issu B.V. – HSI R Bear CBBC Mar 2017 U	2016/06/23	2016/06/24
69373	HK Bank – HSI R Bear CBBC Mar 2017 G	2016/06/23	2016/06/24
60405	HK Bank – ICBC R Bear CBBC Apr 2017 A	2016/06/23	2016/06/24
69375	HK Bank – HSI R Bear CBBC Feb 2017 J	2016/06/23	2016/06/24
69406	Credit Suisse AG – HSI R Bear CBBC Oct 2016 Z	2016/06/23	2016/06/24
69376	Macquarie Bank Ltd. – HSI R Bear CBBC Feb 2017 E	2016/06/23	2016/06/24
69377	Macquarie Bank Ltd. – HSI R Bear CBBC Mar 2017 A	2016/06/23	2016/06/24
69401	Credit Suisse AG – HSI R Bear CBBC Oct 2016 Y	2016/06/23	2016/06/24
69495	J P Morgan SP BV – HSI R Bear CBBC Sep 2016 T	2016/06/23	2016/06/24

List of expired CBBC, 2016 (continued)

Code	CBBC	Last trading date	Delisted date
69392	SG Issuer – HSI R Bear CBBC Oct 2016 X	2016/06/23	2016/06/24
69381	BNP Paribas Arbit Issu B.V. – HSI R Bear CBBC Feb 2017 U	2016/06/23	2016/06/24
69501	J P Morgan SP BV – HSI R Bear CBBC Oct 2016 P	2016/06/23	2016/06/24
69500	J P Morgan SP BV – HSI R Bear CBBC Sep 2016 U	2016/06/23	2016/06/24
69390	SG Issuer – HSI R Bear CBBC Sep 2016 G	2016/06/23	2016/06/24
69393	SG Issuer – HSI R Bear CBBC Oct 2016 Y	2016/06/23	2016/06/24
69474	J P Morgan SP BV – HSBC R Bear CBBC Jan 2017 C	2016/06/23	2016/06/24
69265	Credit Suisse AG – HSI R Bear CBBC Nov 2016 C	2016/06/23	2016/06/24
69382	BNP Paribas Arbit Issu B.V. – HSI R Bear CBBC Mar 2017 W	2016/06/23	2016/06/24
67530	Macquarie Bank Ltd. – HSI R Bull CBBC Feb 2017 D	2016/06/24	2016/06/27
64355	BNP Paribas Arbit Issu B.V. – HKEX R Bull CBBC Dec 2016 A	2016/06/24	2016/06/27
62658	HK Bank – Sands China R Bull CBBC Nov 2016 C	2016/06/24	2016/06/27
69240	BNP Paribas Arbit Issu B.V. – HSI R Bull CBBC Jun 2017 J	2016/06/24	2016/06/27
69241	BNP Paribas Arbit Issu B.V. – HSI R Bull CBBC May 2017 L	2016/06/24	2016/06/27
69248	SG Issuer – HSI R Bull CBBC Nov 2017 B	2016/06/24	2016/06/27
67545	SG Issuer – HSI R Bull CBBC Jun 2017 Y	2016/06/24	2016/06/27
67433	UBS AG – HSI R Bull CBBC Nov 2017 A	2016/06/24	2016/06/27
69588	J P Morgan SP BV – HSI R Bull CBBC Nov 2017 I	2016/06/24	2016/06/27
67590	UBS AG – HSI R Bull CBBC Nov 2017 C	2016/06/24	2016/06/27
67454	J P Morgan SP BV – HSI R Bull CBBC Oct 2017 G	2016/06/24	2016/06/27
67453	J P Morgan SP BV – HSI R Bull CBBC Aug 2017 Q	2016/06/24	2016/06/27
69595	J P Morgan SP BV – HSI R Bear CBBC Nov 2016 C	2016/06/24	2016/06/27
69344	SG Issuer – HSI R Bull CBBC Oct 2017 I	2016/06/24	2016/06/27
69147	J P Morgan SP BV – HSI R Bull CBBC Jun 2017 Y	2016/06/24	2016/06/27
69178	J P Morgan SP BV – HSI R Bear CBBC Oct 2016 O	2016/06/24	2016/06/27
69050	HK Bank – HKEX R Bear CBBC Jun 2016 A	2016/06/24	2016/06/28
67432	UBS AG – HSI R Bull CBBC Aug 2017 T	2016/06/24	2016/06/27
65835	SG Issuer – HSBC R Bull CBBC Mar 2018 A	2016/06/24	2016/06/27
67483	Goldman Sachs SP (Asia) – HSI R Bull CBBC Jul 2017 U	2016/06/24	2016/06/27
69325	HK Bank – A50 R Bear CBBC Jun 2016 A	2016/06/24	2016/06/28
67472	UBS AG – HSI R Bull CBBC Sep 2017 Y	2016/06/24	2016/06/27
69345	SG Issuer – HSI R Bull CBBC Nov 2017 C	2016/06/24	2016/06/27
67455	UBS AG – HSI R Bull CBBC Nov 2017 B	2016/06/24	2016/06/27
67466	Credit Suisse AG – HSI R Bull CBBC Apr 2017 U	2016/06/24	2016/06/27
67429	SG Issuer – HSI R Bull CBBC Jul 2017 C	2016/06/24	2016/06/27
69365	BNP Paribas Arbit Issu B.V. – HSI R Bull CBBC May 2017 M	2016/06/24	2016/06/27
67470	SG Issuer – HSI R Bull CBBC Jun 2017 X	2016/06/24	2016/06/27
67450	Credit Suisse AG – HSI R Bull CBBC Jul 2017 Y	2016/06/24	2016/06/27
69368	Goldman Sachs SP (Asia) – HSI R Bull CBBC Oct 2017 H	2016/06/24	2016/06/27
67526	HK Bank – HSI R Bull CBBC Mar 2017 C	2016/06/24	2016/06/27
60551	UBS AG – HSBC R Bull CBBC Nov 2017 A	2016/06/24	2016/06/27
69543	Credit Suisse AG – HSI R Bear CBBC Nov 2016 E	2016/06/24	2016/06/27
67231	J P Morgan SP BV – HSI R Bull CBBC Jun 2017 X	2016/06/24	2016/06/27
69469	J P Morgan SP BV – HSI R Bull CBBC Sep 2017 V	2016/06/24	2016/06/27
69107	UBS AG – HSI R Bull CBBC Nov 2017 L	2016/06/24	2016/06/27
67163	Bank of East Asia – Galaxy Ent R Bear CBBC Jun 2016 A	2016/06/24	2016/06/28
67423	BNP Paribas Arbit Issu B.V. – HSI R Bull CBBC May 2017 D	2016/06/24	2016/06/27
69509	Goldman Sachs SP (Asia) – HSI R Bear CBBC Oct 2016 X	2016/06/24	2016/06/27
68994	UBS AG – HSI R Bear CBBC Sep 2016 P	2016/06/24	2016/06/27
68996	Credit Suisse AG – HSI R Bull CBBC Sep 2017 G	2016/06/24	2016/06/27
62639	J P Morgan SP BV – Galaxy Ent R Bull CBBC Jun 2017 A	2016/06/24	2016/06/27
62595	HK Bank – Galaxy Ent R Bull CBBC Nov 2016 I	2016/06/24	2016/06/27
69020	J P Morgan SP BV – HSI R Bull CBBC Sep 2017 U	2016/06/24	2016/06/27
69394	Credit Suisse AG – HSI R Bull CBBC Oct 2017 J	2016/06/24	2016/06/27
69547	Credit Suisse AG – HSI R Bull CBBC Sep 2017 J	2016/06/24	2016/06/27
69396	Credit Suisse AG – HSI R Bull CBBC Oct 2017 K	2016/06/24	2016/06/27
62517	HK Bank – HKEX R Bear CBBC Jun 2016 C	2016/06/24	2016/06/28
69029	SG Issuer – HSI R Bull CBBC Nov 2017 A	2016/06/24	2016/06/27
69071	Goldman Sachs SP (Asia) – HSI R Bull CBBC Sep 2017 I	2016/06/24	2016/06/27
67428	SG Issuer – HSI R Bull CBBC Jul 2017 Z	2016/06/24	2016/06/27
69446	UBS AG – HSI R Bull CBBC Dec 2017 C	2016/06/24	2016/06/27
69443	UBS AG – HSI R Bull CBBC Nov 2017 O	2016/06/24	2016/06/27
67427	Goldman Sachs SP (Asia) – HSI R Bull CBBC Jun 2017 Z	2016/06/24	2016/06/27
69424	UBS AG – HSI R Bull CBBC Sep 2017 J	2016/06/24	2016/06/27
69422	UBS AG – HSI R Bull CBBC Nov 2017 N	2016/06/24	2016/06/27
69421	Credit Suisse AG – HSI R Bull CBBC Oct 2017 L	2016/06/24	2016/06/27
69086	BNP Paribas Arbit Issu B.V. – HSI R Bull CBBC Jun 2017 L	2016/06/24	2016/06/27
69101	Credit Suisse AG – HSI R Bull CBBC Oct 2017 H	2016/06/24	2016/06/27
69471	J P Morgan SP BV – HSI R Bull CBBC Jul 2017 T	2016/06/24	2016/06/27
68882	Credit Suisse AG – HSI R Bear CBBC Sep 2016 N	2016/06/24	2016/06/27
67444	SG Issuer – HSI R Bull CBBC Jun 2017 W	2016/06/24	2016/06/27
67443	J P Morgan SP BV – HSI R Bull CBBC Jul 2017 S	2016/06/24	2016/06/27
68836	SG Issuer – HSI R Bull CBBC Oct 2017 F	2016/06/24	2016/06/27
69580	UBS AG – HSI R Bull CBBC Oct 2017 M	2016/06/24	2016/06/27
69567	UBS AG – HSI R Bear CBBC Feb 2017 G	2016/06/24	2016/06/27
69560	UBS AG – HSI R Bear CBBC Sep 2016 K	2016/06/24	2016/06/27
69557	Credit Suisse AG – HSI R Bear CBBC Sep 2016 L	2016/06/24	2016/06/27
68843	Haitong Int'l Sec – HSI R Bull CBBC Oct 2017 A	2016/06/24	2016/06/27
69555	J P Morgan SP BV – Tencent R Bear CBBC Nov 2017 A	2016/06/24	2016/06/27
69378	BNP Paribas Arbit Issu B.V. – HSI R Bull CBBC Jun 2017 P	2016/06/24	2016/06/27
67302	HK Bank – HSI R Bull CBBC Feb 2017 G	2016/06/24	2016/06/27
69108	UBS AG – HSI R Bull CBBC Sep 2017 Q	2016/06/24	2016/06/27
67435	Goldman Sachs SP (Asia) – HSI R Bull CBBC Jun 2017 H	2016/06/24	2016/06/27
69513	SG Issuer – HSI R Bear CBBC Oct 2016 Z	2016/06/24	2016/06/27
69249	SG Issuer – HSI R Bull CBBC Oct 2017 H	2016/06/24	2016/06/27
69545	Credit Suisse AG – HSI R Bull CBBC Sep 2017 I	2016/06/24	2016/06/27
69013	HK Bank – CSOP A50 ETF R Bear CBBC Jun 2016 B	2016/06/24	2016/06/28

List of expired CBBC, 2016 (continued)

Code	CBBC	Last trading date	Delisted date
69541	Credit Suisse AG – HSI R Bear CBBC Nov 2016 D	2016/06/24	2016/06/27
69539	SG Issuer – HSI R Bull CBBC Nov 2017 E	2016/06/24	2016/06/27
69532	SG Issuer – HSI R Bull CBBC Nov 2017 D	2016/06/24	2016/06/27
67434	Credit Suisse AG – HSI R Bull CBBC Jun 2017 G	2016/06/24	2016/06/27
68930	BNP Paribas Arbit Issu B.V. – HSI R Bear CBBC Mar 2017 K	2016/06/24	2016/06/27
69529	SG Issuer – HSI R Bear CBBC Sep 2016 D	2016/06/24	2016/06/27
69527	SG Issuer – HSI R Bear CBBC Sep 2016 A	2016/06/24	2016/06/27
67449	Goldman Sachs SP (Asia) – HSI R Bull CBBC Jul 2017 T	2016/06/24	2016/06/27
69553	J P Morgan SP BV – HSI R Bear CBBC Oct 2016 R	2016/06/24	2016/06/27
67321	UBS AG – HSI R Bull CBBC Jun 2017 U	2016/06/24	2016/06/27
67967	UBS AG – HSCEI R Bull CBBC Sep 2017 C	2016/06/24	2016/06/27
67885	HK Bank – Ping An R Bull CBBC Jan 2017 C	2016/06/24	2016/06/27
67933	Bank of East Asia – CSOP A50 ETF R Bull CBBC Apr 2017 A	2016/06/24	2016/06/27
67796	J P Morgan SP BV – Ping An R Bull CBBC Apr 2017 C	2016/06/24	2016/06/27
67345	J P Morgan SP BV – HSI R Bull CBBC Oct 2017 E	2016/06/24	2016/06/27
67408	SG Issuer – China Life R Bull CBBC Aug 2017 A	2016/06/24	2016/06/27
67327	Credit Suisse AG – HSI R Bull CBBC Jun 2017 P	2016/06/24	2016/06/27
67421	BNP Paribas Arbit Issu B.V. – HSI R Bull CBBC May 2017 C	2016/06/24	2016/06/27
69309	J P Morgan SP BV – HSI R Bull CBBC Aug 2017 W	2016/06/24	2016/06/27
68516	SG Issuer – CMob R Bull CBBC Oct 2017 B	2016/06/24	2016/06/27
63795	HK Bank – CSOP A50 ETF R Bull CBBC Jun 2016 F	2016/06/24	2016/06/28
67935	Bank of East Asia – HKEX R Bull CBBC May 2017 B	2016/06/24	2016/06/27
68142	HK Bank – CSOP A50 ETF R Bear CBBC Jun 2016 A	2016/06/24	2016/06/28
67422	BNP Paribas Arbit Issu B.V. – HSI R Bull CBBC Jun 2017 C	2016/06/24	2016/06/27
69277	UBS AG – HSI R Bull CBBC Oct 2017 L	2016/06/24	2016/06/27
69283	UBS AG – HSI R Bull CBBC Nov 2017 M	2016/06/24	2016/06/27
69255	Goldman Sachs SP (Asia) – HSI R Bull CBBC Nov 2017 A	2016/06/24	2016/06/27
60899	J P Morgan SP BV – HSBC R Bull CBBC Nov 2017 A	2016/06/24	2016/06/27
68649	UBS AG – HSI R Bear CBBC Sep 2016 Y	2016/06/24	2016/06/27
69295	J P Morgan SP BV – HSI R Bull CBBC Oct 2017 R	2016/06/24	2016/06/27
69291	J P Morgan SP BV – HKEX R Bull CBBC Jun 2017 C	2016/06/24	2016/06/27
63830	HK Bank – TCH R Bull CBBC Jun 2016 G	2016/06/24	2016/06/28
68294	Credit Suisse AG – HSI R Bear CBBC Oct 2016 O	2016/06/24	2016/06/27
68309	J P Morgan SP BV – HSI R Bear CBBC Sep 2016 P	2016/06/24	2016/06/27
63895	Bank of East Asia – HSBC Holdings R Bull CBBC Apr 2017 A	2016/06/24	2016/06/27
68306	UBS AG – HSI R Bear CBBC Sep 2016 T	2016/06/24	2016/06/27
68351	SG Issuer – HSI R Bear CBBC Sep 2016 E	2016/06/24	2016/06/27
67362	SG Issuer – HSI R Bull CBBC Jul 2017 Y	2016/06/24	2016/06/27
62020	HK Bank – AIA R Bear CBBC Jun 2016 A	2016/06/24	2016/06/28
69100	HK Bank – CKH R Bull CBBC Dec 2016 A	2016/06/24	2016/06/27
68356	Goldman Sachs SP (Asia) – HSI R Bear CBBC Oct 2016 P	2016/06/24	2016/06/27
61445	HK Bank – TCH R Bull CBBC Jun 2016 H	2016/06/24	2016/06/28
68361	Credit Suisse AG – HSI R Bear CBBC Sep 2016 Z	2016/06/24	2016/06/27
64104	BNP Paribas Arbit Issu B.V. – CSOP A50 ETF R Bull CBBC Dec 16E	2016/06/24	2016/06/27
68290	Goldman Sachs SP (Asia) – HSI R Bear CBBC Oct 2016 O	2016/06/24	2016/06/27
64712	HK Bank – AIA R Bear CBBC Jun 2016 B	2016/06/24	2016/06/28
67381	J P Morgan SP BV – HSI R Bull CBBC Oct 2017 F	2016/06/24	2016/06/27
69267	Credit Suisse AG – HSI R Bull CBBC Oct 2017 I	2016/06/24	2016/06/27
68282	SG Issuer – HSI R Bear CBBC Oct 2016 H	2016/06/24	2016/06/27
68272	BNP Paribas Arbit Issu B.V. – HSI R Bear CBBC Feb 2017 I	2016/06/24	2016/06/27
68255	BNP Paribas Arbit Issu B.V. – Ch Mob R Bull CBBC Dec 2016 F	2016/06/24	2016/06/27
66476	HK Bank – China Res Land R Bull CBBC Dec 2016 A	2016/06/24	2016/06/27
68367	UBS AG – HSI R Bear CBBC Jan 2017 H	2016/06/24	2016/06/27
69268	Credit Suisse AG – HSI R Bull CBBC Sep 2017 H	2016/06/24	2016/06/27
64550	HK Bank – TCH R Bull CBBC Jun 2016 I	2016/06/24	2016/06/28
69651	SG Issuer – HSI R Bull CBBC Nov 2017 F	2016/06/27	2016/06/28
69649	SG Issuer – HSI R Bull CBBC Oct 2017 J	2016/06/27	2016/06/28
60914	J P Morgan SP BV – CKH R Bull CBBC Jul 2017 A	2016/06/27	2016/06/28
69624	Macquarie Bank Ltd. – HSI R Bull CBBC Mar 2017 B	2016/06/27	2016/06/28
69597	SG Issuer – HSI R Bear CBBC Nov 2016 A	2016/06/27	2016/06/28
69657	SG Issuer – HSI R Bull CBBC Oct 2017 K	2016/06/27	2016/06/28
63857	Bank of East Asia – CKH R Bull CBBC Dec 2016 A	2016/06/27	2016/06/28
69600	HK Bank – HSI R Bull CBBC Dec 2016 D	2016/06/27	2016/06/28
69761	UBS AG – HSI R Bull CBBC Sep 2017 O	2016/06/27	2016/06/28
69718	BNP Paribas Arbit Issu B.V. – HSI R Bull CBBC Jun 2017 Q	2016/06/27	2016/06/28
69759	UBS AG – HSI R Bull CBBC Nov 2017 P	2016/06/27	2016/06/28
69716	Credit Suisse AG – HSI R Bull CBBC Sep 2017 K	2016/06/27	2016/06/28
69670	Credit Suisse AG – HSI R Bear CBBC Sep 2016 K	2016/06/27	2016/06/28
69690	Credit Suisse AG – HSI R Bull CBBC Nov 2017 G	2016/06/27	2016/06/28
69753	UBS AG – HSI R Bear CBBC Sep 2016 X	2016/06/27	2016/06/28
69719	Goldman Sachs SP (Asia) – HSI R Bull CBBC Oct 2017 I	2016/06/27	2016/06/28
69730	Goldman Sachs SP (Asia) – HSI R Bull CBBC Sep 2017 J	2016/06/27	2016/06/28
69760	UBS AG – HSI R Bull CBBC Oct 2017 N	2016/06/27	2016/06/28
69746	UBS AG – HSI R Bear CBBC Sep 2016 L	2016/06/27	2016/06/28
69741	J P Morgan SP BV – HSI R Bull CBBC Sep 2017 Y	2016/06/27	2016/06/28
67726	HK Bank – HSI R Bear CBBC Jun 2016 H	2016/06/28	2016/06/30
62348	SGA Societe Generale Acceptance NV – HSCEI R Bull CBBC Jun16A	2016/06/28	2016/06/30
65055	SGA Societe Generale Acceptance N.V. – HSI R Bear CBBC Jun 16T	2016/06/28	2016/06/30
60981	HK Bank – HSI R Bear CBBC Jun 2016 A	2016/06/28	2016/06/30
64385	SGA Societe Generale Acceptance NV – HSCEI R Bear CBBC Jun16A	2016/06/28	2016/06/30
62263	HK Bank – HSI R Bear CBBC Jun 2016 B	2016/06/28	2016/06/30
67448	HK Bank – CKH R Bull CBBC Jan 2017 A	2016/06/28	2016/06/29
60883	SGA Societe Generale Acceptance N.V. – HSI R Bear CBBC Jun16 H	2016/06/28	2016/06/30
61878	HK Bank – HSI R Bear CBBC Jun 2016 E	2016/06/28	2016/06/30
65214	SGA Societe Generale Acceptance N.V. – HSI R Bear CBBC Jun16U	2016/06/28	2016/06/30
64137	Goldman Sachs SP (Asia) – HSI R Bear CBBC Jun 2016 C	2016/06/28	2016/06/30
62646	SGA Societe Generale Acceptance N.V. – HSI R Bear CBBC Jun16 L	2016/06/28	2016/06/30

List of expired CBBC, 2016 (continued)

Code	CBBC	Last trading date	Delisted date
64116	UBS AG – HSI R Bear CBBC Jun 2016 W	2016/06/28	2016/06/30
64217	SGA Societe Generale Acceptance N.V.-HSI R Bear CBBC Jun16 R	2016/06/28	2016/06/30
64114	UBS AG – HSI R Bear CBBC Jun 2016 V	2016/06/28	2016/06/30
69767	SG Issuer – HSI R Bull CBBC Oct 2017 L	2016/06/28	2016/06/29
64138	Goldman Sachs SP (Asia) – HSI R Bear CBBC Jun 2016 D	2016/06/28	2016/06/30
69805	UBS AG – HSI R Bull CBBC Oct 2017 O	2016/06/28	2016/06/29
62550	HK Bank – HSI R Bear CBBC Jun 2016 F	2016/06/28	2016/06/30
64118	UBS AG – HSI R Bear CBBC Jun 2016 X	2016/06/28	2016/06/30
64387	SGA Societe Generale Acceptance NV -HSCEI R Bear CBBC Jun16B	2016/06/28	2016/06/30
60778	SGA Societe Generale Acceptance N.V.-HSI R Bear CBBC Jun 16G	2016/06/28	2016/06/30
65157	Credit Suisse AG – HSI R Bear CBBC Jun 2016 E	2016/06/28	2016/06/30
66740	Credit Suisse AG – HSCEI R Bull CBBC Jun 2016 B	2016/06/28	2016/06/30
69799	J P Morgan SP BV – HSI R Bull CBBC Nov 2017 J	2016/06/28	2016/06/29
62749	SGA Societe Generale Acceptance N.V.-HSI R Bear CBBC Jun16 M	2016/06/28	2016/06/30
69793	BNP Paribas Arbit Issu B.V. – HSI R Bull CBBC Jun 2017 I	2016/06/28	2016/06/29
61582	SGA Societe Generale Acceptance N.V.-HSI R Bear CBBC Jun16 J	2016/06/28	2016/06/30
69736	J P Morgan SP BV – HSBC R Bull CBBC Jul 2017 A	2016/06/28	2016/06/29
69798	J P Morgan SP BV – HSI R Bull CBBC Oct 2017 S	2016/06/28	2016/06/29
69781	Credit Suisse AG – HSI R Bull CBBC Nov 2017 H	2016/06/28	2016/06/29
69789	Credit Suisse AG – HSI R Bull CBBC Sep 2017 L	2016/06/28	2016/06/29
68695	HK Bank – HSI R Bear CBBC Jun 2016 I	2016/06/28	2016/06/30
64271	BNP Paribas Arbit Issu B.V. – HSI R Bear CBBC Jun 2016 A	2016/06/28	2016/06/30
61583	SGA Societe Generale Acceptance N.V.-HSI R Bear CBBC Jun16 K	2016/06/28	2016/06/30
69792	Goldman Sachs SP (Asia) – HSI R Bull CBBC Nov 2017 B	2016/06/28	2016/06/29
63858	HK Bank – PICC P&C R Bull CBBC Feb 2017 A	2016/06/28	2016/06/29
66051	Credit Suisse AG – HSI R Bear CBBC Jun 2016 F	2016/06/28	2016/06/30
66117	SGA Societe Generale Acceptance N.V.-HSI R Bear CBBC Jun16 C	2016/06/28	2016/06/30
64903	HK Bank – HSI R Bear CBBC Jun 2016 C	2016/06/28	2016/06/30
68279	SGA Societe Generale Acceptance N.V.-HSI R Bear CBBC Jun16 V	2016/06/28	2016/06/30
68281	SGA Societe Generale Acceptance N.V.-HSI R Bear CBBC Jun16 W	2016/06/28	2016/06/30
68459	SGA Societe Generale Acceptance N.V.-HSI R Bear CBBC Jun16 X	2016/06/28	2016/06/30
68570	SGA Societe Generale Acceptance N.V.-HSI R Bear CBBC Jun16 Y	2016/06/28	2016/06/30
60172	HK Bank – HSI R Bear CBBC Jun 2016 J	2016/06/28	2016/06/30
65644	HK Bank – HSI R Bear CBBC Jun 2016 D	2016/06/28	2016/06/30
68747	Credit Suisse AG – TCH R Bull CBBC Jun 2016 A	2016/06/29	2016/07/04
69827	HK Bank – HSI R Bull CBBC Jul 2017 B	2016/06/29	2016/06/30
62027	HK Bank – HKEX R Bear CBBC Jun 2016 B	2016/06/29	2016/07/04
68018	Standard Chartered Bank – TCH R Bull CBBC Jun 2016 A	2016/06/29	2016/07/04
69897	J P Morgan SP BV – HSI R Bull CBBC Sep 2017 Z	2016/06/29	2016/06/30
69873	UBS AG – HSI R Bull CBBC Oct 2017 P	2016/06/29	2016/06/30
69874	UBS AG – HSI R Bull CBBC Sep 2017 G	2016/06/29	2016/06/30
69893	J P Morgan SP BV – HSBC R Bull CBBC Jun 2017 D	2016/06/29	2016/06/30
69857	Credit Suisse AG – HSI R Bull CBBC Oct 2017 M	2016/06/29	2016/06/30
69895	J P Morgan SP BV – Ping An R Bull CBBC Mar 2017 A	2016/06/29	2016/06/30
69921	Goldman Sachs SP (Asia) – HSI R Bull CBBC Oct 2017 J	2016/06/29	2016/06/30
69896	J P Morgan SP BV – CKH R Bull CBBC Jun 2017 C	2016/06/29	2016/06/30
63802	HK Bank – HKEX R Bull CBBC Jun 2016 L	2016/06/29	2016/07/04
69898	J P Morgan SP BV – HSI R Bull CBBC Nov 2017 K	2016/06/29	2016/06/30
69838	BNP Paribas Arbit Issu B.V. – HSI R Bull CBBC May 2017 Q	2016/06/29	2016/06/30
69901	J P Morgan SP BV – HSI R Bull CBBC Oct 2017 T	2016/06/29	2016/06/30
69908	J P Morgan SP BV – Tencent R Bull CBBC Jul 2017 D	2016/06/29	2016/06/30
69861	Credit Suisse AG – HSI R Bull CBBC Oct 2017 N	2016/06/29	2016/06/30
61595	Credit Suisse AG – HKEX R Bull CBBC Jun 2016 A	2016/06/29	2016/07/04
69852	Macquarie Bank Ltd. – HSI R Bull CBBC Mar 2017 D	2016/06/29	2016/06/30
69666	J P Morgan SP BV – HSI R Bear CBBC Oct 2016 S	2016/06/29	2016/06/30
69810	SG Issuer – HSI R Bull CBBC Nov 2017 G	2016/06/29	2016/06/30
69596	SG Issuer – HSI R Bear CBBC Oct 2016 A	2016/06/29	2016/06/30
69875	UBS AG – HSI R Bear CBBC Sep 2016 V	2016/06/30	2016/07/04
69830	SG Issuer – HSI R Bear CBBC Sep 2016 P	2016/06/30	2016/07/04
69977	J P Morgan SP BV – HSI R Bull CBBC Oct 2017 U	2016/06/30	2016/07/04
69978	J P Morgan SP BV – HSI R Bull CBBC Dec 2017 H	2016/06/30	2016/07/04
69981	Goldman Sachs SP (Asia) – HSI R Bull CBBC Nov 2017 C	2016/06/30	2016/07/04
69842	BNP Paribas Arbit Issu B.V. – HSI R Bear CBBC Feb 2017 V	2016/06/30	2016/07/04
69957	Credit Suisse AG – HSI R Bear CBBC Sep 2016 S	2016/06/30	2016/07/04
69856	Credit Suisse AG – HSI R Bear CBBC Oct 2016 D	2016/06/30	2016/07/04
69754	UBS AG – HSI R Bear CBBC Sep 2016 M	2016/06/30	2016/07/04
69669	Goldman Sachs SP (Asia) – HSI R Bear CBBC Sep 2016 N	2016/06/30	2016/07/04
69765	BNP Paribas Arbit Issu B.V. – HSI R Bear CBBC Feb 2017 W	2016/06/30	2016/07/04
69797	J P Morgan SP BV – HSI R Bear CBBC Sep 2016 V	2016/06/30	2016/07/04
69871	UBS AG – HSI R Bear CBBC Sep 2016 S	2016/06/30	2016/07/04
69879	J P Morgan SP BV – HSI R Bear CBBC Sep 2016 X	2016/06/30	2016/07/04
69668	J P Morgan SP BV – HSI R Bear CBBC Nov 2016 D	2016/06/30	2016/07/04
61539	HK Bank – HKEX R Bear CBBC Jul 2016 G	2016/06/30	2016/07/05
69945	SG Issuer – HSI R Bull CBBC Oct 2017 M	2016/06/30	2016/07/04
69621	HK Bank – Tencent R Bear CBBC Feb 2017 D	2016/06/30	2016/07/04
69775	Credit Suisse AG – HSI R Bear CBBC Sep 2016 R	2016/06/30	2016/07/04
69664	SG Issuer – HSI R Bear CBBC Oct 2016 B	2016/06/30	2016/07/04
69671	Credit Suisse AG – HSI R Bear CBBC Nov 2016 F	2016/06/30	2016/07/04
69971	J P Morgan SP BV – HSI R Bear CBBC Sep 2016 B	2016/06/30	2016/07/04
69960	Credit Suisse AG – HSI R Bull CBBC Nov 2017 J	2016/06/30	2016/07/04
69803	UBS AG – HSI R Bear CBBC Sep 2016 Q	2016/06/30	2016/07/04
69817	Goldman Sachs SP (Asia) – HSI R Bear CBBC Sep 2016 P	2016/06/30	2016/07/04
69687	Credit Suisse AG – HSI R Bear CBBC Nov 2016 G	2016/06/30	2016/07/04
69937	HK Bank – HKEX R Bear CBBC Jul 2016 A	2016/06/30	2016/07/05
69964	UBS AG – HSI R Bull CBBC Nov 2017 Q	2016/06/30	2016/07/04
69958	Credit Suisse AG – HSI R Bull CBBC Nov 2017 I	2016/06/30	2016/07/04
69965	UBS AG – HSI R Bull CBBC Dec 2017 D	2016/06/30	2016/07/04

List of expired CBBC, 2016 (continued)

Code	CBBC	Last trading date	Delisted date
69806	BNP Paribas Arbit Issu B.V. – HSI R Bear CBBC Mar 2017 S	2016/06/30	2016/07/04
60181	UBS AG – HSI R Bear CBBC Oct 2016 P	2016/07/04	2016/07/05
60074	BNP Paribas Arbit Issu B.V. – HSI R Bear CBBC Mar 2017 R	2016/07/04	2016/07/05
68287	SG Issuer – HSI R Bear CBBC Oct 2016 I	2016/07/04	2016/07/05
69058	SG Issuer – HSI R Bear CBBC Oct 2016 V	2016/07/04	2016/07/05
60066	Macquarie Bank Ltd. – HSI R Bear CBBC Mar 2017 B	2016/07/04	2016/07/05
67715	SG Issuer – Tencent R Bear CBBC Dec 2016 A	2016/07/04	2016/07/05
60091	Goldman Sachs SP (Asia) – HSI R Bear CBBC Oct 2016 C	2016/07/04	2016/07/05
69916	Goldman Sachs SP (Asia) – HSI R Bear CBBC Oct 2016 Y	2016/07/04	2016/07/05
60065	Macquarie Bank Ltd. – HSI R Bear CBBC Feb 2017 H	2016/07/04	2016/07/05
68545	Credit Suisse AG – HSI R Bear CBBC Sep 2016 P	2016/07/04	2016/07/05
60182	UBS AG – HSI R Bear CBBC Feb 2017 H	2016/07/04	2016/07/05
60081	BNP Paribas Arbit Issu B.V. – HSI R Bear CBBC Mar 2017 Z	2016/07/04	2016/07/05
60176	UBS AG – HSI R Bear CBBC Oct 2016 N	2016/07/04	2016/07/05
60178	UBS AG – HSI R Bear CBBC Oct 2016 O	2016/07/04	2016/07/05
60089	Goldman Sachs SP (Asia) – HSI R Bear CBBC Oct 2016 B	2016/07/04	2016/07/05
68893	Macquarie Bank Ltd. – HSI R Bear CBBC Feb 2017 A	2016/07/04	2016/07/05
60083	Goldman Sachs SP (Asia) – HSI R Bear CBBC Oct 2016 A	2016/07/04	2016/07/05
60082	Goldman Sachs SP (Asia) – HSI R Bear CBBC Oct 2016 Z	2016/07/04	2016/07/05
69938	Haitong Int'l Sec – HSI R Bear CBBC Oct 2016 A	2016/07/04	2016/07/05
60180	UBS AG – HSI R Bear CBBC Jan 2017 L	2016/07/04	2016/07/05
69936	Haitong Int'l Sec – HSI R Bear CBBC Sep 2016 A	2016/07/04	2016/07/05
60080	BNP Paribas Arbit Issu B.V. – HSI R Bear CBBC Mar 2017 Y	2016/07/04	2016/07/05
60079	BNP Paribas Arbit Issu B.V. – HSI R Bear CBBC Mar 2017 Q	2016/07/04	2016/07/05
60124	Credit Suisse AG – HSI R Bear CBBC Oct 2016 F	2016/07/04	2016/07/05
69947	SG Issuer – HSI R Bear CBBC Oct 2016 C	2016/07/04	2016/07/05
68801	Credit Suisse AG – HSI R Bear CBBC Oct 2016 T	2016/07/04	2016/07/05
60078	BNP Paribas Arbit Issu B.V. – HSI R Bear CBBC Feb 2017 Y	2016/07/04	2016/07/05
69903	J P Morgan SP BV – HSI R Bear CBBC Sep 2016 Y	2016/07/04	2016/07/05
69948	SG Issuer – HSI R Bear CBBC Nov 2016 C	2016/07/04	2016/07/05
68941	SG Issuer – HSI R Bear CBBC Sep 2016 K	2016/07/04	2016/07/05
69791	Goldman Sachs SP (Asia) – HSI R Bear CBBC Sep 2016 O	2016/07/04	2016/07/05
64989	HK Bank – TCH R Bear CBBC Oct 2016 D	2016/07/04	2016/07/05
69801	J P Morgan SP BV – HSI R Bear CBBC Sep 2016 W	2016/07/04	2016/07/05
68834	Goldman Sachs SP (Asia) – HSI R Bear CBBC Oct 2016 S	2016/07/04	2016/07/05
60219	J P Morgan SP BV – HSI R Bear CBBC Dec 2016 E	2016/07/04	2016/07/05
60033	SG Issuer – HSI R Bear CBBC Oct 2016 G	2016/07/04	2016/07/05
69141	UBS AG – HSI R Bear CBBC Feb 2017 D	2016/07/04	2016/07/05
60040	SG Issuer – HSI R Bear CBBC Nov 2016 F	2016/07/04	2016/07/05
60131	Credit Suisse AG – HSI R Bear CBBC Oct 2016 C	2016/07/04	2016/07/05
68575	J P Morgan SP BV – HSI R Bear CBBC Sep 2016 L	2016/07/04	2016/07/05
60218	J P Morgan SP BV – HSI R Bear CBBC Nov 2016 F	2016/07/04	2016/07/05
69985	BNP Paribas Arbit Issu B.V. – HSI R Bear CBBC Feb 2017 T	2016/07/04	2016/07/05
60137	Credit Suisse AG – HSI R Bear CBBC Nov 2016 I	2016/07/04	2016/07/05
69323	J P Morgan SP BV – HSI R Bear CBBC Nov 2016 B	2016/07/04	2016/07/05
60125	Credit Suisse AG – HSI R Bear CBBC Oct 2016 G	2016/07/04	2016/07/05
60050	SG Issuer – HSI R Bear CBBC Nov 2016 I	2016/07/04	2016/07/05
60215	J P Morgan SP BV – HSI R Bear CBBC Oct 2016 U	2016/07/04	2016/07/05
68429	BNP Paribas Arbit Issu B.V. – HSI R Bear CBBC Mar 2017 I	2016/07/04	2016/07/05
60217	J P Morgan SP BV – HSI R Bear CBBC Nov 2016 E	2016/07/04	2016/07/05
60058	Macquarie Bank Ltd. – HSI R Bear CBBC Feb 2017 F	2016/07/04	2016/07/05
60052	SG Issuer – HSI R Bear CBBC Oct 2016 S	2016/07/04	2016/07/05
60019	SG Issuer – HSI R Bull CBBC Nov 2017 L	2016/07/04	2016/07/05
69366	J P Morgan SP BV – Tencent R Bear CBBC Dec 2016 A	2016/07/04	2016/07/05
60063	Macquarie Bank Ltd. – HSI R Bear CBBC Feb 2017 G	2016/07/04	2016/07/05
60043	SG Issuer – HSI R Bear CBBC Nov 2016 H	2016/07/04	2016/07/05
68868	HK Bank – HSI R Bear CBBC Feb 2017 I	2016/07/04	2016/07/05
69961	UBS AG – HSI R Bear CBBC Sep 2016 W	2016/07/04	2016/07/05
68812	UBS AG – HSI R Bear CBBC Sep 2016 J	2016/07/04	2016/07/05
60041	SG Issuer – HSI R Bear CBBC Nov 2016 G	2016/07/04	2016/07/05
69984	BNP Paribas Arbit Issu B.V. – HSI R Bear CBBC Mar 2017 X	2016/07/04	2016/07/05
60145	Credit Suisse AG – HSI R Bear CBBC Oct 2016 E	2016/07/04	2016/07/05
60212	J P Morgan SP BV – HSI R Bear CBBC Oct 2016 T	2016/07/04	2016/07/05
60319	Haitong Int'l Sec – HSI R Bear CBBC Oct 2016 B	2016/07/05	2016/07/06
60325	Haitong Int'l Sec – HSI R Bear CBBC Oct 2016 C	2016/07/05	2016/07/06
60415	UBS AG – HSI R Bear CBBC Oct 2016 S	2016/07/05	2016/07/06
60409	UBS AG – HSI R Bear CBBC Nov 2016 B	2016/07/05	2016/07/06
60408	UBS AG – HSI R Bear CBBC Oct 2016 R	2016/07/05	2016/07/06
60407	UBS AG – HSI R Bear CBBC Oct 2016 Q	2016/07/05	2016/07/06
60383	Credit Suisse AG – HSI R Bear CBBC Oct 2016 H	2016/07/05	2016/07/06
60380	Credit Suisse AG – HSI R Bear CBBC Nov 2016 K	2016/07/05	2016/07/06
60375	Credit Suisse AG – HSI R Bear CBBC Nov 2016 J	2016/07/05	2016/07/06
60356	SG Issuer – HSI R Bear CBBC Nov 2016 J	2016/07/05	2016/07/06
63803	HK Bank – HKEX R Bull CBBC Jul 2016 G	2016/07/05	2016/07/07
60418	UBS AG – HSI R Bear CBBC Oct 2016 T	2016/07/05	2016/07/06
60340	Goldman Sachs SP (Asia) – HSI R Bear CBBC Oct 2016 D	2016/07/05	2016/07/06
60354	BNP Paribas Arbit Issu B.V. – HSI R Bear CBBC Feb 2017 Z	2016/07/05	2016/07/06
60318	Haitong Int'l Sec – HSI R Bear CBBC Nov 2016 B	2016/07/05	2016/07/06
60314	Haitong Int'l Sec – HSI R Bear CBBC Nov 2016 A	2016/07/05	2016/07/06
60299	HK Bank – HSCEI R Bear CBBC Feb 2017 D	2016/07/05	2016/07/06
60296	HK Bank – HSI R Bear CBBC Mar 2017 I	2016/07/05	2016/07/06
60295	HK Bank – HSI R Bear CBBC Feb 2017 K	2016/07/05	2016/07/06
60291	HK Bank – HSI R Bear CBBC Mar 2017 H	2016/07/05	2016/07/06
60206	J P Morgan SP BV – HSI R Bull CBBC Aug 2017 X	2016/07/05	2016/07/06
60151	UBS AG – HSI R Bull CBBC Dec 2017 E	2016/07/05	2016/07/06
60092	Credit Suisse AG – HSI R Bull CBBC Nov 2017 K	2016/07/05	2016/07/06
60353	BNP Paribas Arbit Issu B.V. – HSI R Bear CBBC Feb 2017 S	2016/07/05	2016/07/06

List of expired CBBC, 2016 (continued)

Code	CBBC	Last trading date	Delisted date
60426	J P Morgan SP BV – HSI R Bear CBBC Oct 2016 W	2016/07/05	2016/07/06
60433	J P Morgan SP BV – HSI R Bear CBBC Nov 2016 G	2016/07/05	2016/07/06
60350	Goldman Sachs SP (Asia) – HSI R Bear CBBC Oct 2016 E	2016/07/05	2016/07/06
60423	J P Morgan SP BV – HSI R Bear CBBC Oct 2016 V	2016/07/05	2016/07/06
69982	Goldman Sachs SP (Asia) – HSI R Bull CBBC Oct 2017 K	2016/07/06	2016/07/07
69995	Goldman Sachs SP (Asia) – HSI R Bull CBBC Nov 2017 D	2016/07/06	2016/07/07
60211	J P Morgan SP BV – HSI R Bull CBBC Sep 2017 A	2016/07/06	2016/07/07
60194	J P Morgan SP BV – HSI R Bull CBBC Oct 2017 V	2016/07/06	2016/07/07
60155	UBS AG – HSI R Bull CBBC Nov 2017 R	2016/07/06	2016/07/07
60094	Credit Suisse AG – HSI R Bull CBBC Nov 2017 L	2016/07/06	2016/07/07
66787	SG Issuer – Galaxy R Bull CBBC Oct 2017 B	2016/07/06	2016/07/07
60016	SG Issuer – HSI R Bull CBBC Nov 2017 J	2016/07/06	2016/07/07
69996	Goldman Sachs SP (Asia) – HSI R Bull CBBC Oct 2017 L	2016/07/06	2016/07/07
69979	J P Morgan SP BV – HSI R Bull CBBC Nov 2017 L	2016/07/06	2016/07/07
69967	UBS AG – HSI R Bull CBBC Oct 2017 Q	2016/07/06	2016/07/07
69926	Haitong Int'l Sec – HSI R Bull CBBC Nov 2017 A	2016/07/06	2016/07/07
69930	Haitong Int'l Sec – HSI R Bull CBBC Jun 2017 A	2016/07/06	2016/07/07
69942	SG Issuer – HSI R Bull CBBC Feb 2017 E	2016/07/06	2016/07/07
69944	SG Issuer – HSI R Bull CBBC Nov 2017 H	2016/07/06	2016/07/07
60017	SG Issuer – HSI R Bull CBBC Nov 2017 K	2016/07/06	2016/07/07
60561	J P Morgan SP BV – HSI R Bear CBBC Oct 2016 Y	2016/07/06	2016/07/07
60465	HK Bank – HSI R Bear CBBC Dec 2016 Q	2016/07/06	2016/07/07
60500	SG Issuer – HSI R Bear CBBC Nov 2016 K	2016/07/06	2016/07/07
60501	SG Issuer – HSI R Bear CBBC Nov 2016 L	2016/07/06	2016/07/07
60516	UBS AG – HSI R Bear CBBC Jan 2017 M	2016/07/06	2016/07/07
60520	UBS AG – HSI R Bear CBBC Oct 2016 U	2016/07/06	2016/07/07
60546	Credit Suisse AG – HSI R Bear CBBC Nov 2016 M	2016/07/06	2016/07/07
60547	Credit Suisse AG – HSI R Bear CBBC Dec 2016 A	2016/07/06	2016/07/07
69991	BNP Paribas Arbit Issu B.V. – HSI R Bull CBBC Oct 2017 A	2016/07/06	2016/07/07
60552	Credit Suisse AG – HSI R Bear CBBC Oct 2016 I	2016/07/06	2016/07/07
60562	J P Morgan SP BV – HSI R Bear CBBC Dec 2016 F	2016/07/06	2016/07/07
60564	J P Morgan SP BV – Tencent R Bear CBBC Apr 2017 C	2016/07/06	2016/07/07
60670	J P Morgan SP BV – HSI R Bear CBBC Dec 2016 H	2016/07/07	2016/07/08
60620	Credit Suisse AG – HSI R Bear CBBC Nov 2016 O	2016/07/07	2016/07/08
60664	J P Morgan SP BV – HSI R Bear CBBC Dec 2016 G	2016/07/07	2016/07/08
60644	UBS AG – HSI R Bear CBBC Feb 2017 I	2016/07/07	2016/07/08
60583	Goldman Sachs SP (Asia) – HSI R Bear CBBC Oct 2016 G	2016/07/07	2016/07/08
60502	SG Issuer – HSI R Bear CBBC Oct 2016 T	2016/07/07	2016/07/08
60602	SG Issuer – HSI R Bear CBBC Oct 2016 U	2016/07/07	2016/07/08
60609	SG Issuer – HSI R Bear CBBC Nov 2016 N	2016/07/07	2016/07/08
60612	Credit Suisse AG – HSI R Bear CBBC Oct 2016 J	2016/07/07	2016/07/08
60820	J P Morgan SP BV – HSI R Bear CBBC Oct 2016 Z	2016/07/08	2016/07/11
60827	J P Morgan SP BV – HSI R Bull CBBC Oct 2017 X	2016/07/08	2016/07/11
61446	HK Bank – TCH R Bull CBBC Jul 2016 M	2016/07/08	2016/07/12
60840	J P Morgan SP BV – HSI R Bull CBBC Oct 2017 Y	2016/07/08	2016/07/11
60761	BNP Paribas Arbit Issu B.V. – HSI R Bull CBBC Sep 2017 F	2016/07/08	2016/07/11
60732	HK Bank – HKEX R Bull CBBC May 2017 B	2016/07/08	2016/07/11
60721	Haitong Int'l Sec – HSI R Bull CBBC Oct 2017 G	2016/07/08	2016/07/11
60791	Credit Suisse AG – HSI R Bull CBBC Nov 2017 Q	2016/07/08	2016/07/11
63827	HK Bank – TCH R Bull CBBC Jul 2016 C	2016/07/08	2016/07/12
60781	Credit Suisse AG – HSI R Bear CBBC Nov 2016 P	2016/07/08	2016/07/11
60745	HK Bank – HSI R Bull CBBC Jul 2017 D	2016/07/08	2016/07/11
60817	UBS AG – HSI R Bull CBBC Sep 2017 R	2016/07/08	2016/07/11
60760	BNP Paribas Arbit Issu B.V. – HSI R Bull CBBC Oct 2017 E	2016/07/08	2016/07/11
63354	HK Bank – HKEX R Bear CBBC Jul 2016 H	2016/07/08	2016/07/12
60780	Credit Suisse AG – HSI R Bear CBBC Oct 2016 K	2016/07/08	2016/07/11
69338	HK Bank – CSOP A50 ETF R Bear CBBC Jul 2016 A	2016/07/08	2016/07/12
60762	Goldman Sachs SP (Asia) – HSI R Bull CBBC Nov 2017 I	2016/07/08	2016/07/11
60775	SG Issuer – HSI R Bull CBBC Oct 2017 U	2016/07/08	2016/07/11
60765	Goldman Sachs SP (Asia) – HSI R Bull CBBC Nov 2017 J	2016/07/08	2016/07/11
60774	SG Issuer – HSI R Bull CBBC Oct 2017 T	2016/07/08	2016/07/11
60758	BNP Paribas Arbit Issu B.V. – HSI R Bull CBBC Sep 2017 E	2016/07/08	2016/07/11
60795	Credit Suisse AG – HSI R Bull CBBC Nov 2017 S	2016/07/08	2016/07/11
60816	UBS AG – HSI R Bull CBBC Nov 2017 V	2016/07/08	2016/07/11
60805	UBS AG – HSI R Bear CBBC Oct 2016 X	2016/07/08	2016/07/11
60665	J P Morgan SP BV – HKEX R Bull CBBC Sep 2017 D	2016/07/08	2016/07/11
60700	BNP Paribas Arbit Issu B.V. – HSI R Bear CBBC Feb 2017 A	2016/07/08	2016/07/11
60719	Haitong Int'l Sec – HSI R Bull CBBC Oct 2017 F	2016/07/08	2016/07/11
60712	Goldman Sachs SP (Asia) – HSI R Bear CBBC Oct 2016 I	2016/07/08	2016/07/11
61675	HK Bank – HKEX R Bear CBBC Jul 2016 C	2016/07/08	2016/07/12
60696	Goldman Sachs SP (Asia) – HSI R Bear CBBC Oct 2016 H	2016/07/11	2016/07/12
60962	UBS AG – HSI R Bear CBBC Jan 2017 O	2016/07/11	2016/07/12
60553	Credit Suisse AG – HSI R Bear CBBC Nov 2016 N	2016/07/11	2016/07/12
60523	UBS AG – HSI R Bear CBBC Oct 2016 V	2016/07/11	2016/07/12
60522	UBS AG – HSI R Bear CBBC Nov 2016 C	2016/07/11	2016/07/12
61000	J P Morgan SP BV – HSI R Bull CBBC Oct 2017 Z	2016/07/11	2016/07/12
60969	UBS AG – HSI R Bull CBBC Oct 2017 W	2016/07/11	2016/07/12
60966	UBS AG – HSI R Bull CBBC Dec 2017 I	2016/07/11	2016/07/12
60710	BNP Paribas Arbit Issu B.V. – HSI R Bear CBBC Feb 2017 R	2016/07/11	2016/07/12
60993	J P Morgan SP BV – HSI R Bear CBBC Oct 2016 H	2016/07/11	2016/07/12
60959	Goldman Sachs SP (Asia) – HSI R Bull CBBC Oct 2017 N	2016/07/11	2016/07/12
60973	Credit Suisse AG – HSI R Bear CBBC Nov 2016 Q	2016/07/11	2016/07/12
60503	SG Issuer – HSI R Bear CBBC Nov 2016 M	2016/07/11	2016/07/12
60987	Credit Suisse AG – HSI R Bull CBBC Oct 2017 U	2016/07/11	2016/07/12
60708	BNP Paribas Arbit Issu B.V. – HSI R Bear CBBC Mar 2017 A	2016/07/11	2016/07/12
61003	J P Morgan SP BV – HSI R Bull CBBC Nov 2017 R	2016/07/11	2016/07/12
60944	SG Issuer – HSI R Bull CBBC Oct 2017 W	2016/07/11	2016/07/12

List of expired CBBC, 2016 (continued)

Code	CBBC	Last trading date	Delisted date
60784	Credit Suisse AG – HSI R Bear CBBC Oct 2016 M	2016/07/11	2016/07/12
60841	BNP Paribas Arbit Issu B.V. – HSI R Bear CBBC Mar 2017 O	2016/07/11	2016/07/12
60992	Credit Suisse AG – HSI R Bull CBBC Oct 2017 V	2016/07/11	2016/07/12
60902	SG Issuer – HSI R Bear CBBC Oct 2016 W	2016/07/11	2016/07/12
60913	HK Bank – HSI R Bull CBBC Jun 2017 D	2016/07/11	2016/07/12
60941	SG Issuer – HSI R Bull CBBC Nov 2017 T	2016/07/11	2016/07/12
60956	Goldman Sachs SP (Asia) – HSI R Bull CBBC Oct 2017 M	2016/07/11	2016/07/12
60806	UBS AG – HSI R Bear CBBC Jan 2017 N	2016/07/11	2016/07/12
60950	BNP Paribas Arbit Issu B.V. – HSI R Bull CBBC Sep 2017 G	2016/07/11	2016/07/12
60777	SG Issuer – HSI R Bear CBBC Nov 2016 P	2016/07/11	2016/07/12
60808	UBS AG – HSI R Bear CBBC Oct 2016 Y	2016/07/11	2016/07/12
60953	BNP Paribas Arbit Issu B.V. – HSI R Bull CBBC Oct 2017 G	2016/07/11	2016/07/12
60821	J P Morgan SP BV – HSI R Bear CBBC Oct 2016 F	2016/07/11	2016/07/12
60801	Macquarie Bank Ltd. – HSI R Bear CBBC Mar 2017 C	2016/07/12	2016/07/13
60434	J P Morgan SP BV – HSI R Bear CBBC Oct 2016 X	2016/07/12	2016/07/13
68430	BNP Paribas Arbit Issu B.V. – HSI R Bear CBBC Feb 2017 J	2016/07/12	2016/07/13
61081	Credit Suisse AG – HSI R Bear CBBC Oct 2016 V	2016/07/12	2016/07/13
61112	Credit Suisse AG – HSI R Bear CBBC Oct 2016 W	2016/07/12	2016/07/13
61114	UBS AG – HSI R Bull CBBC Nov 2017 Y	2016/07/12	2016/07/13
61166	UBS AG – HSI R Bear CBBC Oct 2016 G	2016/07/12	2016/07/13
68808	Credit Suisse AG – HSI R Bear CBBC Oct 2016 U	2016/07/12	2016/07/13
61167	UBS AG – HSI R Bear CBBC Oct 2016 C	2016/07/12	2016/07/13
61062	SG Issuer – HSI R Bear CBBC Oct 2016 X	2016/07/12	2016/07/13
68651	UBS AG – HSI R Bear CBBC Sep 2016 N	2016/07/12	2016/07/13
61169	J P Morgan SP BV – HSI R Bull CBBC Dec 2017 O	2016/07/12	2016/07/13
61034	Goldman Sachs SP (Asia) – HSI R Bull CBBC Oct 2017 O	2016/07/12	2016/07/13
61182	Goldman Sachs SP (Asia) – HSI R Bear CBBC Oct 2016 L	2016/07/12	2016/07/13
61184	J P Morgan SP BV – HSI R Bear CBBC Oct 2016 J	2016/07/12	2016/07/13
69028	J P Morgan SP BV – HSI R Bear CBBC Nov 2016 A	2016/07/12	2016/07/13
68787	SG Issuer – HSI R Bear CBBC Sep 2016 V	2016/07/12	2016/07/13
69778	Credit Suisse AG – HSI R Bear CBBC Nov 2016 H	2016/07/12	2016/07/13
61185	J P Morgan SP BV – HSI R Bear CBBC Nov 2016 H	2016/07/12	2016/07/13
60646	UBS AG – HSI R Bear CBBC Oct 2016 W	2016/07/12	2016/07/13
68895	Macquarie Bank Ltd. – HSI R Bear CBBC Feb 2017 B	2016/07/12	2016/07/13
69508	J P Morgan SP BV – HSI R Bear CBBC Oct 2016 Q	2016/07/12	2016/07/13
60610	SG Issuer – HSI R Bear CBBC Nov 2016 O	2016/07/12	2016/07/13
61181	Goldman Sachs SP (Asia) – HSI R Bear CBBC Oct 2016 K	2016/07/12	2016/07/13
68684	Goldman Sachs SP (Asia) – HSI R Bear CBBC Oct 2016 Q	2016/07/12	2016/07/13
67019	J P Morgan SP BV – A50 China R Bear CBBC Nov 2016 B	2016/07/12	2016/07/13
60978	Credit Suisse AG – HSI R Bear CBBC Oct 2016 N	2016/07/12	2016/07/13
60954	Goldman Sachs SP (Asia) – HSI R Bear CBBC Oct 2016 J	2016/07/12	2016/07/13
61030	SG Issuer – HSI R Bull CBBC Nov 2017 V	2016/07/12	2016/07/13
68445	SG Issuer – HSI R Bear CBBC Sep 2016 S	2016/07/12	2016/07/13
60722	Haitong Int'l Sec – HSI R Bear CBBC Oct 2016 D	2016/07/12	2016/07/13
60352	Goldman Sachs SP (Asia) – HSI R Bear CBBC Oct 2016 F	2016/07/12	2016/07/13
61065	Credit Suisse AG – HSI R Bull CBBC Sep 2017 R	2016/07/12	2016/07/13
69949	SG Issuer – HSI R Bear CBBC Oct 2016 D	2016/07/12	2016/07/13
60903	SG Issuer – HSI R Bear CBBC Nov 2016 Q	2016/07/12	2016/07/13
60965	UBS AG – HSI R Bear CBBC Oct 2016 F	2016/07/12	2016/07/13
60997	J P Morgan SP BV – HSI R Bear CBBC Oct 2016 I	2016/07/12	2016/07/13
60844	BNP Paribas Arbit Issu B.V. – HSI R Bear CBBC Mar 2017 P	2016/07/12	2016/07/13
60385	Credit Suisse AG – HSI R Bear CBBC Nov 2016 L	2016/07/12	2016/07/13
60842	BNP Paribas Arbit Issu B.V. – HSI R Bear CBBC Feb 2017 O	2016/07/12	2016/07/13
60964	UBS AG – HSI R Bear CBBC Oct 2016 Z	2016/07/12	2016/07/13
61432	SG Issuer – HSI R Bear CBBC Oct 2016 A	2016/07/13	2016/07/14
61429	SG Issuer – HSI R Bear CBBC Oct 2016 Z	2016/07/13	2016/07/14
61439	UBS AG – HSI R Bear CBBC Oct 2016 E	2016/07/13	2016/07/14
68730	Credit Suisse AG – HSI R Bear CBBC Oct 2016 S	2016/07/13	2016/07/14
61427	BNP Paribas Arbit Issu B.V. – HSI R Bear CBBC Mar 2017 C	2016/07/13	2016/07/14
68534	BNP Paribas Arbit Issu B.V. – HSI R Bear CBBC Mar 2017 J	2016/07/13	2016/07/14
66309	UBS AG – HSI R Bear CBBC Aug 2016 Z	2016/07/13	2016/07/14
68712	Goldman Sachs SP (Asia) – HSI R Bear CBBC Oct 2016 R	2016/07/13	2016/07/14
61418	Credit Suisse AG – HSI R Bear CBBC Oct 2016 Y	2016/07/13	2016/07/14
61417	Credit Suisse AG – HSI R Bear CBBC Dec 2016 B	2016/07/13	2016/07/14
61407	Credit Suisse AG – HSI R Bear CBBC Oct 2016 X	2016/07/13	2016/07/14
61406	Credit Suisse AG – HSI R Bear CBBC Nov 2016 R	2016/07/13	2016/07/14
61387	Macquarie Bank Ltd. – HSI R Bear CBBC Mar 2017 D	2016/07/13	2016/07/14
66422	Goldman Sachs SP (Asia) – HSI R Bear CBBC Aug 2016 N	2016/07/13	2016/07/14
61425	BNP Paribas Arbit Issu B.V. – HSI R Bear CBBC Feb 2017 M	2016/07/13	2016/07/14
61469	J P Morgan SP BV – HSI R Bear CBBC Oct 2016 D	2016/07/13	2016/07/14
66115	J P Morgan SP BV – HSI R Bear CBBC Jul 2016 N	2016/07/13	2016/07/14
69570	J P Morgan SP BV – HKEX R Bear CBBC Jul 2016 B	2016/07/13	2016/07/14
68558	Credit Suisse AG – HSI R Bear CBBC Sep 2016 M	2016/07/13	2016/07/14
66112	J P Morgan SP BV – HSI R Bear CBBC Jul 2016 H	2016/07/13	2016/07/14
68580	J P Morgan SP BV – HSI R Bear CBBC Sep 2016 N	2016/07/13	2016/07/14
69771	SG Issuer – HSI R Bear CBBC Nov 2016 B	2016/07/13	2016/07/14
61447	UBS AG – HSI R Bear CBBC Oct 2016 H	2016/07/13	2016/07/14
61367	HK Bank – HSI R Bear CBBC Feb 2017 L	2016/07/13	2016/07/14
68743	UBS AG – HSI R Bear CBBC Sep 2016 R	2016/07/13	2016/07/14
66177	UBS AG – HSI R Bear CBBC Jul 2016 J	2016/07/13	2016/07/14
68705	SG Issuer – HSI R Bear CBBC Oct 2016 P	2016/07/13	2016/07/14
68769	J P Morgan SP BV – HSI R Bear CBBC Oct 2016 M	2016/07/13	2016/07/14
66184	J P Morgan SP BV – HSI R Bear CBBC Jul 2016 D	2016/07/13	2016/07/14
60376	HK Bank – SHK Ppt R Bear CBBC Jun 2017 A	2016/07/13	2016/07/14
61441	UBS AG – HSI R Bear CBBC Nov 2016 D	2016/07/13	2016/07/14
68858	HK Bank – HSI R Bear CBBC Mar 2017 F	2016/07/13	2016/07/14
61470	J P Morgan SP BV – HSI R Bear CBBC Nov 2016 I	2016/07/13	2016/07/14

List of expired CBBC, 2016 (continued)

Code	CBBC	Last trading date	Delisted date
61471	J P Morgan SP BV – HSI R Bear CBBC Dec 2016 J	2016/07/13	2016/07/14
66386	J P Morgan SP BV – HSI R Bear CBBC Aug 2016 D	2016/07/13	2016/07/14
61294	SG Issuer – HSI R Bear CBBC Oct 2016 Y	2016/07/13	2016/07/14
68813	UBS AG – HSI R Bear CBBC Sep 2016 O	2016/07/13	2016/07/14
61217	J P Morgan SP BV – HSI R Bear CBBC Dec 2016 I	2016/07/13	2016/07/14
66337	BNP Paribas Arbit Issu B.V. – HSI R Bear CBBC Feb 2017 P	2016/07/13	2016/07/14
61301	SG Issuer – HSI R Bear CBBC Oct 2016 H	2016/07/13	2016/07/14
66379	UBS AG – HSI R Bear CBBC Aug 2016 E	2016/07/13	2016/07/14
66313	SG Issuer – HSI R Bear CBBC Aug 2016 T	2016/07/13	2016/07/14
66335	SG Issuer – HSI R Bear CBBC Sep 2016 F	2016/07/13	2016/07/14
69346	SG Issuer – HSI R Bear CBBC Sep 2016 Y	2016/07/13	2016/07/14
60728	Haitong Int'l Sec – HSI R Bear CBBC Oct 2016 E	2016/07/13	2016/07/14
69118	UBS AG – HSCEI R Bear CBBC Sep 2016 B	2016/07/13	2016/07/14
69369	HK Bank – HSCEI R Bear CBBC Mar 2017 C	2016/07/13	2016/07/14
68159	J P Morgan SP BV – HKEX R Bear CBBC Jul 2016 A	2016/07/13	2016/07/14
61363	HK Bank – HSI R Bear CBBC Mar 2017 J	2016/07/13	2016/07/14
66312	Credit Suisse AG – HSI R Bear CBBC Aug 2016 Z	2016/07/13	2016/07/14
61362	HK Bank – HSI R Bear CBBC Apr 2017 C	2016/07/13	2016/07/14
61359	HK Bank – Tencent R Bear CBBC Apr 2017 C	2016/07/13	2016/07/14
69079	Macquarie Bank Ltd. – HSI R Bear CBBC Feb 2017 D	2016/07/13	2016/07/14
61344	HK Bank – Tencent R Bear CBBC Apr 2017 B	2016/07/13	2016/07/14
61332	Goldman Sachs SP (Asia) – HSI R Bear CBBC Nov 2016 B	2016/07/13	2016/07/14
61330	Haitong Int'l Sec – HSI R Bear CBBC Oct 2016 L	2016/07/13	2016/07/14
61302	Haitong Int'l Sec – HSI R Bear CBBC Oct 2016 F	2016/07/13	2016/07/14
61329	Haitong Int'l Sec – HSI R Bear CBBC Oct 2016 K	2016/07/13	2016/07/14
61326	Haitong Int'l Sec – HSI R Bear CBBC Oct 2016 J	2016/07/13	2016/07/14
61324	Haitong Int'l Sec – HSI R Bear CBBC Oct 2016 I	2016/07/13	2016/07/14
61319	Haitong Int'l Sec – HSI R Bear CBBC Oct 2016 H	2016/07/13	2016/07/14
61309	Haitong Int'l Sec – HSI R Bear CBBC Oct 2016 G	2016/07/13	2016/07/14
66442	SG Issuer – HSI R Bear CBBC Sep 2016 H	2016/07/14	2016/07/15
66280	UBS AG – HSI R Bear CBBC Aug 2016 Y	2016/07/14	2016/07/15
66473	HK Bank – HSI R Bear CBBC Dec 2016 M	2016/07/14	2016/07/15
66249	J P Morgan SP BV – HSI R Bear CBBC Aug 2016 X	2016/07/14	2016/07/15
66452	Credit Suisse AG – HSI R Bear CBBC Sep 2016 I	2016/07/14	2016/07/15
66500	Macquarie Bank Ltd. – HSI R Bear CBBC Dec 2016 B	2016/07/14	2016/07/15
69855	J P Morgan SP BV – A50 China R Bear CBBC Jul 2016 A	2016/07/14	2016/07/18
66459	UBS AG – HSI R Bear CBBC Sep 2016 I	2016/07/14	2016/07/15
66344	BNP Paribas Arbit Issu B.V. – HSI R Bear CBBC Mar 2017 N	2016/07/14	2016/07/15
66147	SG Issuer – HSI R Bear CBBC Jul 2016 V	2016/07/14	2016/07/15
60804	Macquarie Bank Ltd. – HSI R Bear CBBC Feb 2017 I	2016/07/14	2016/07/15
66857	HK Bank – China Mobile R Bear CBBC Apr 2017 B	2016/07/14	2016/07/15
69796	BNP Paribas Arbit Issu B.V. – HSCEI R Bear CBBC Feb 2017 F	2016/07/14	2016/07/15
63616	J P Morgan SP BV – CSOP A50 ETF R Bull CBBC Jul 2016 C	2016/07/14	2016/07/18
66380	UBS AG – HSI R Bear CBBC Aug 2016 C	2016/07/14	2016/07/15
67871	J P Morgan SP BV – Tencent R Bear CBBC Mar 2017 B	2016/07/14	2016/07/15
68555	Credit Suisse AG – HSI R Bear CBBC Oct 2016 Q	2016/07/14	2016/07/15
66463	J P Morgan SP BV – HSI R Bear CBBC Aug 2016 G	2016/07/14	2016/07/15
66351	Goldman Sachs SP (Asia) – HSI R Bear CBBC Aug 2016 L	2016/07/14	2016/07/15
66183	J P Morgan SP BV – HSI R Bear CBBC Jul 2016 X	2016/07/14	2016/07/15
69951	SG Issuer – HSI R Bear CBBC Oct 2016 E	2016/07/14	2016/07/15
68543	SG Issuer – Tencent R Bear CBBC Jan 2017 A	2016/07/14	2016/07/15
66356	Credit Suisse AG – HSI R Bear CBBC Aug 2016 A	2016/07/14	2016/07/15
66243	Goldman Sachs SP (Asia) – HSI R Bear CBBC Aug 2016 H	2016/07/14	2016/07/15
68010	J P Morgan SP BV – HSI R Bear CBBC Sep 2016 D	2016/07/14	2016/07/15
61259	J P Morgan SP BV – CSOP A50 ETF R Bear CBBC Jul 2016 B	2016/07/14	2016/07/18
61519	Credit Suisse AG – HSI R Bear CBBC Oct 2016 Z	2016/07/14	2016/07/15
68844	Haitong Int'l Sec – HSI R Bear CBBC Mar 2017 A	2016/07/14	2016/07/15
66334	Goldman Sachs SP (Asia) – HSI R Bear CBBC Aug 2016 K	2016/07/14	2016/07/15
61530	J P Morgan SP BV – HSI R Bear CBBC Dec 2016 K	2016/07/14	2016/07/15
61528	J P Morgan SP BV – HSI R Bear CBBC Nov 2016 J	2016/07/14	2016/07/15
61526	UBS AG – HSI R Bear CBBC Oct 2016 D	2016/07/14	2016/07/15
61525	UBS AG – HSI R Bear CBBC Oct 2016 I	2016/07/14	2016/07/15
61512	SG Issuer – HSI R Bear CBBC Oct 2016 B	2016/07/14	2016/07/15
61481	HK Bank – HSCEI R Bear CBBC Feb 2017 E	2016/07/14	2016/07/15
61474	Goldman Sachs SP (Asia) – HSI R Bear CBBC Nov 2016 C	2016/07/14	2016/07/15
64963	HK Bank – TCH R Bear CBBC Nov 2016 A	2016/07/14	2016/07/15
61591	SG Issuer – HSI R Bear CBBC Oct 2016 C	2016/07/15	2016/07/18
61086	HK Bank – CSOP A50 ETF R Bull CBBC Jul 2016 C	2016/07/15	2016/07/19
65189	BNP Paribas Arbit Issu B.V. – HSI R Bear CBBC Mar 2017 D	2016/07/15	2016/07/18
67509	SG Issuer – Ping An R Bear CBBC Dec 2016 B	2016/07/15	2016/07/18
60519	HK Bank – TCH R Bull CBBC Jul 2016 J	2016/07/15	2016/07/19
66383	UBS AG – HSI R Bear CBBC Aug 2016 F	2016/07/15	2016/07/18
65569	HK Bank – HSI R Bear CBBC Jul 2016 G	2016/07/15	2016/07/18
66352	Goldman Sachs SP (Asia) – HSI R Bear CBBC Aug 2016 M	2016/07/15	2016/07/18
64158	HK Bank – HKEX R Bear CBBC Jul 2016 B	2016/07/15	2016/07/19
61608	BNP Paribas Arbit Issu B.V. – HSI R Bear CBBC Feb 2017 X	2016/07/15	2016/07/18
65799	HK Bank – HSI R Bear CBBC Nov 2016 C	2016/07/15	2016/07/18
68413	J P Morgan SP BV – HSI R Bear CBBC Sep 2016 Q	2016/07/15	2016/07/18
61640	J P Morgan SP BV – HSI R Bear CBBC Dec 2016 L	2016/07/15	2016/07/18
66498	Macquarie Bank Ltd. – HSI R Bear CBBC Dec 2016 A	2016/07/15	2016/07/18
66346	BNP Paribas Arbit Issu B.V. – HSI R Bear CBBC Feb 2017 Q	2016/07/15	2016/07/18
68400	J P Morgan SP BV – CC Bank R Bear CBBC Apr 2017 A	2016/07/15	2016/07/18
66178	UBS AG – HSI R Bear CBBC Jul 2016 P	2016/07/15	2016/07/18
67786	J P Morgan SP BV – HSI R Bear CBBC Jan 2017 B	2016/07/15	2016/07/18
66391	J P Morgan SP BV – HSI R Bear CBBC Aug 2016 C	2016/07/15	2016/07/18
64339	HK Bank – HSI R Bear CBBC Feb 2017 D	2016/07/15	2016/07/18
68304	HK Bank – China Mobile R Bear CBBC Jul 2016 A	2016/07/15	2016/07/19

List of expired CBBC, 2016 (continued)

Code	CBBC	Last trading date	Delisted date
62891	HK Bank – HKEX R Bear CBBC Jul 2016 D	2016/07/15	2016/07/19
66164	Credit Suisse AG – HSI R Bear CBBC Jul 2016 U	2016/07/15	2016/07/18
67982	UBS AG – HSI R Bear CBBC Sep 2016 U	2016/07/15	2016/07/18
69952	SG Issuer – HSI R Bear CBBC Oct 2016 F	2016/07/15	2016/07/18
68652	UBS AG – Tencent R Bear CBBC Jan 2017 A	2016/07/15	2016/07/18
66360	Credit Suisse AG – HSI R Bear CBBC Aug 2016 B	2016/07/15	2016/07/18
61612	Goldman Sachs SP (Asia) – HSI R Bear CBBC Oct 2016 M	2016/07/15	2016/07/18
66428	Goldman Sachs SP (Asia) – HSI R Bear CBBC Aug 2016 P	2016/07/15	2016/07/18
68448	SG Issuer – HSI R Bear CBBC Oct 2016 J	2016/07/15	2016/07/18
63772	SGA Societe Generale Acceptance N.V.-HSI R Bear CBBC Jul16 Y	2016/07/15	2016/07/18
67840	SG Issuer – HSI R Bear CBBC Sep 2016 B	2016/07/15	2016/07/18
66867	HK Bank – AIA R Bear CBBC Mar 2017 C	2016/07/15	2016/07/18
61648	Credit Suisse AG – HSI R Bear CBBC Nov 2016 S	2016/07/15	2016/07/18
68083	SG Issuer – HSCEI R Bear CBBC Feb 2017 A	2016/07/15	2016/07/18
61643	J P Morgan SP BV – HSI R Bear CBBC Dec 2016 M	2016/07/15	2016/07/18
66336	SG Issuer – HSI R Bear CBBC Aug 2016 U	2016/07/15	2016/07/18
64953	J P Morgan SP BV – Tencent R Bear CBBC Jan 2017 B	2016/07/15	2016/07/18
61697	UBS AG – HSI R Bear CBBC Oct 2016 J	2016/07/15	2016/07/18
61654	Credit Suisse AG – HSI R Bear CBBC Nov 2016 T	2016/07/15	2016/07/18
63837	UBS AG – HSBC R Bear CBBC Jul 2016 A	2016/07/15	2016/07/19
69608	HK Bank – HKEX R Bear CBBC Jan 2017 D	2016/07/15	2016/07/18
68623	HK Bank – HKEX R Bear CBBC Jul 2016 E	2016/07/15	2016/07/19
64939	Credit Suisse AG – HSI R Bear CBBC Sep 2016 A	2016/07/15	2016/07/18
61922	UBS AG – HSI R Bear CBBC Oct 2016 L	2016/07/18	2016/07/19
61737	BNP Paribas Arbit Issu B.V. – HSI R Bear CBBC Mar 2017 T	2016/07/18	2016/07/19
61742	Goldman Sachs SP (Asia) – HSI R Bear CBBC Nov 2016 D	2016/07/18	2016/07/19
67918	SGA Societe Generale Acceptance N.V.-HSI R Bear CBBC Jul16 B	2016/07/18	2016/07/19
61722	SG Issuer – HSI R Bear CBBC Oct 2016 G	2016/07/18	2016/07/19
61774	Credit Suisse AG – HSI R Bear CBBC Dec 2016 C	2016/07/18	2016/07/19
68874	Macquarie Bank Ltd. – HSI R Bear CBBC Jul 2016 K	2016/07/18	2016/07/19
64478	J P Morgan SP BV – HSI R Bear CBBC Jul 2016 S	2016/07/18	2016/07/19
61923	UBS AG – HSI R Bear CBBC Nov 2016 E	2016/07/18	2016/07/19
64103	BNP Paribas Arbit Issu B.V. – HSI R Bear CBBC Aug 2016 I	2016/07/18	2016/07/19
65822	SG Issuer – HSI R Bear CBBC Aug 2016 L	2016/07/18	2016/07/19
61880	Haitong Int'l Sec – HSI R Bear CBBC Dec 2016 B	2016/07/18	2016/07/19
61917	UBS AG – HSI R Bear CBBC Oct 2016 K	2016/07/18	2016/07/19
68300	Credit Suisse AG – HSI R Bear CBBC Oct 2016 P	2016/07/18	2016/07/19
64899	UBS AG – HSI R Bear CBBC Aug 2016 G	2016/07/18	2016/07/19
67892	BNP Paribas Arbit Issu B.V. – HSI R Bear CBBC Feb 2017 B	2016/07/18	2016/07/19
67869	J P Morgan SP BV – HSI R Bear CBBC Sep 2016 Z	2016/07/18	2016/07/19
64922	Goldman Sachs SP (Asia) – HSI R Bear CBBC Jul 2016 H	2016/07/18	2016/07/19
68556	Credit Suisse AG – HSI R Bear CBBC Oct 2016 R	2016/07/18	2016/07/19
61736	BNP Paribas Arbit Issu B.V. – HSI R Bear CBBC Mar 2017 V	2016/07/18	2016/07/19
61776	Credit Suisse AG – HSI R Bear CBBC Oct 2016 O	2016/07/18	2016/07/19
61901	J P Morgan SP BV – HSI R Bear CBBC Oct 2016 E	2016/07/18	2016/07/19
61833	Haitong Int'l Sec – HSI R Bear CBBC Dec 2016 A	2016/07/18	2016/07/19
61724	SG Issuer – HSI R Bear CBBC Nov 2016 R	2016/07/18	2016/07/19
65503	UBS AG – HSI R Bear CBBC Oct 2016 A	2016/07/18	2016/07/19
61927	SG Issuer – HSI R Bear CBBC Nov 2016 S	2016/07/19	2016/07/20
61929	BNP Paribas Arbit Issu B.V. – HSI R Bear CBBC Feb 2017 N	2016/07/19	2016/07/20
61966	Credit Suisse AG – HSI R Bear CBBC Nov 2016 U	2016/07/19	2016/07/20
61931	Goldman Sachs SP (Asia) – HSI R Bear CBBC Oct 2016 N	2016/07/19	2016/07/20
61932	Goldman Sachs SP (Asia) – HSI R Bear CBBC Nov 2016 E	2016/07/19	2016/07/20
61933	Goldman Sachs SP (Asia) – HSI R Bear CBBC Nov 2016 F	2016/07/19	2016/07/20
61928	SG Issuer – HSI R Bear CBBC Oct 2016 I	2016/07/19	2016/07/20
62216	SG Issuer – HSI R Bear CBBC Oct 2016 S	2016/07/19	2016/07/20
61945	BNP Paribas Arbit Issu B.V. – HSI R Bear CBBC Feb 2017 U	2016/07/19	2016/07/20
61965	Credit Suisse AG – HSI R Bear CBBC Oct 2016 D	2016/07/19	2016/07/20
62250	J P Morgan SP BV – HSI R Bear CBBC Oct 2016 G	2016/07/19	2016/07/20
62248	J P Morgan SP BV – HSI R Bear CBBC Dec 2016 N	2016/07/19	2016/07/20
62008	Credit Suisse AG – HSI R Bear CBBC Nov 2016 X	2016/07/19	2016/07/20
62119	UBS AG – HSI R Bear CBBC Oct 2016 M	2016/07/19	2016/07/20
62311	J P Morgan SP BV – HSI R Bear CBBC Dec 2016 O	2016/07/19	2016/07/20
61939	BNP Paribas Arbit Issu B.V. – HSI R Bear CBBC Mar 2017 U	2016/07/19	2016/07/20
61948	Credit Suisse AG – HSI R Bear CBBC Dec 2016 D	2016/07/19	2016/07/20
62140	UBS AG – HSI R Bear CBBC Oct 2016 Q	2016/07/19	2016/07/20
62120	UBS AG – HSI R Bear CBBC Oct 2016 N	2016/07/19	2016/07/20
62438	UBS AG – HSI R Bear CBBC Oct 2016 S	2016/07/20	2016/07/21
62437	UBS AG – HSI R Bear CBBC Oct 2016 R	2016/07/20	2016/07/21
62430	SG Issuer – HSI R Bear CBBC Oct 2016 V	2016/07/20	2016/07/21
62345	BNP Paribas Arbit Issu B.V. – HSI R Bear CBBC Feb 2017 I	2016/07/20	2016/07/21
69955	SG Issuer – HSI R Bear CBBC Nov 2016 D	2016/07/20	2016/07/21
62344	BNP Paribas Arbit Issu B.V. – HSI R Bear CBBC Mar 2017 W	2016/07/20	2016/07/21
62338	Goldman Sachs SP (Asia) – HSI R Bear CBBC Nov 2016 G	2016/07/20	2016/07/21
63983	Macquarie Bank Ltd. – HSI R Bear CBBC Sep 2016 D	2016/07/20	2016/07/21
62502	J P Morgan SP BV – HSI R Bear CBBC Oct 2016 C	2016/07/20	2016/07/21
64028	SGA Societe Generale Acceptance N.V.-HSI R Bear CBBC Jul16 P	2016/07/20	2016/07/21
65595	Credit Suisse AG – HSI R Bear CBBC Jul 2016 N	2016/07/20	2016/07/21
68452	SG Issuer – HSI R Bear CBBC Oct 2016 K	2016/07/20	2016/07/21
65472	J P Morgan SP BV – HSI R Bear CBBC Jul 2016 C	2016/07/20	2016/07/21
67983	UBS AG – HSI R Bear CBBC Jan 2017 F	2016/07/20	2016/07/21
63254	HK Bank – HSI R Bear CBBC Feb 2017 A	2016/07/20	2016/07/21
60224	J P Morgan SP BV – HSBC R Bear CBBC Feb 2017 B	2016/07/20	2016/07/21
61968	Credit Suisse AG – HSI R Bear CBBC Nov 2016 V	2016/07/20	2016/07/21
62489	Credit Suisse AG – HSI R Bear CBBC Oct 2016 C	2016/07/20	2016/07/21
66043	Credit Suisse AG – HSI R Bear CBBC Jul 2016 S	2016/07/21	2016/07/22
67846	Credit Suisse AG – HSI R Bear CBBC Oct 2016 L	2016/07/21	2016/07/22

List of expired CBBC, 2016 (continued)

Code	CBBC	Last trading date	Delisted date
67893	BNP Paribas Arbit Issu B.V. – HSI R Bear CBBC Feb 2017 C	2016/07/21	2016/07/22
64107	Macquarie Bank Ltd. – HSI R Bear CBBC Sep 2016 E	2016/07/21	2016/07/22
68006	J P Morgan SP BV – HSI R Bear CBBC Oct 2016 L	2016/07/21	2016/07/22
67897	BNP Paribas Arbit Issu B.V. – HSI R Bear CBBC Mar 2017 B	2016/07/21	2016/07/22
68466	SG Issuer – HSI R Bear CBBC Sep 2016 T	2016/07/21	2016/07/22
62682	BNP Paribas Arbit Issu B.V. – HSI R Bear CBBC Mar 2017 K	2016/07/21	2016/07/22
68706	SG Issuer – HSI R Bear CBBC Sep 2016 L	2016/07/21	2016/07/22
62274	J P Morgan SP BV – HSI R Bear CBBC Jan 2017 C	2016/07/21	2016/07/22
68782	SG Issuer – HSI R Bear CBBC Oct 2016 R	2016/07/21	2016/07/22
62439	UBS AG – HSI R Bear CBBC Oct 2016 T	2016/07/21	2016/07/22
67191	SG Issuer – CMob R Bear CBBC Jan 2017 A	2016/07/21	2016/07/22
62624	SG Issuer – HSI R Bear CBBC Nov 2016 T	2016/07/21	2016/07/22
62134	UBS AG – HSI R Bear CBBC Oct 2016 O	2016/07/21	2016/07/22
62677	Goldman Sachs SP (Asia) – HSI R Bear CBBC Oct 2016 T	2016/07/21	2016/07/22
65555	HK Bank – HSI R Bear CBBC Aug 2016 M	2016/07/21	2016/07/22
65827	SG Issuer – HSI R Bear CBBC Aug 2016 M	2016/07/21	2016/07/22
65873	J P Morgan SP BV – HSI R Bear CBBC Jul 2016 R	2016/07/21	2016/07/22
62722	Haitong Int'l Sec – HSI R Bear CBBC Nov 2016 C	2016/07/21	2016/07/22
62750	Haitong Int'l Sec – HSI R Bear CBBC Nov 2016 D	2016/07/21	2016/07/22
62775	Haitong Int'l Sec – HSI R Bear CBBC Nov 2016 E	2016/07/21	2016/07/22
62777	Haitong Int'l Sec – HSI R Bear CBBC Nov 2016 F	2016/07/21	2016/07/22
62780	Credit Suisse AG – HSI R Bear CBBC Nov 2016 Y	2016/07/21	2016/07/22
65786	HK Bank – HSI R Bear CBBC Feb 2017 F	2016/07/21	2016/07/22
65350	J P Morgan SP BV – HSI R Bear CBBC Jul 2016 B	2016/07/21	2016/07/22
65190	BNP Paribas Arbit Issu B.V. – HSI R Bear CBBC Mar 2017 E	2016/07/21	2016/07/22
69292	J P Morgan SP BV – HKEX R Bear CBBC Nov 2016 B	2016/07/21	2016/07/22
65243	Credit Suisse AG – HSI R Bear CBBC Sep 2016 C	2016/07/21	2016/07/22
60955	Goldman Sachs SP (Asia) – HSI R Bear CBBC Nov 2016 A	2016/07/21	2016/07/22
65281	UBS AG – HSI R Bear CBBC Jul 2016 T	2016/07/21	2016/07/22
65283	UBS AG – HSI R Bear CBBC Jul 2016 V	2016/07/21	2016/07/22
67308	Bank of East Asia – China Mobile R Bear CBBC Apr 2017 A	2016/07/21	2016/07/22
64857	HK Bank – China Mobile R Bear CBBC Jul 2016 D	2016/07/21	2016/07/22
62626	SG Issuer – HSI R Bear CBBC Nov 2016 U	2016/07/21	2016/07/22
64940	Credit Suisse AG – HSI R Bear CBBC Sep 2016 B	2016/07/21	2016/07/22
64925	Goldman Sachs SP (Asia) – HSI R Bear CBBC Jul 2016 I	2016/07/21	2016/07/22
65428	Goldman Sachs SP (Asia) – HSI R Bear CBBC Jul 2016 Q	2016/07/21	2016/07/22
65505	UBS AG – HSI R Bear CBBC Aug 2016 Q	2016/07/21	2016/07/22
64746	UBS AG – HSI R Bear CBBC Aug 2016 D	2016/07/21	2016/07/22
65606	UBS AG – HSI R Bear CBBC Aug 2016 S	2016/07/21	2016/07/22
61881	Haitong Int'l Sec – HSI R Bear CBBC Dec 2016 C	2016/07/21	2016/07/22
64294	BNP Paribas Arbit Issu B.V. – HSI R Bear CBBC Jul 2016 A	2016/07/21	2016/07/22
65968	J P Morgan SP BV – HSI R Bear CBBC Aug 2016 V	2016/07/21	2016/07/22
62920	J P Morgan SP BV – HSI R Bear CBBC Dec 2016 P	2016/07/21	2016/07/22
62921	J P Morgan SP BV – HSI R Bear CBBC Jan 2017 E	2016/07/21	2016/07/22
64323	J P Morgan SP BV – HSI R Bear CBBC Aug 2016 L	2016/07/21	2016/07/22
62926	J P Morgan SP BV – HSI R Bear CBBC Oct 2016 K	2016/07/21	2016/07/22
62954	UBS AG – HSI R Bear CBBC Oct 2016 X	2016/07/21	2016/07/22
62956	UBS AG – HSI R Bear CBBC Oct 2016 V	2016/07/21	2016/07/22
62833	Credit Suisse AG – HSI R Bear CBBC Nov 2016 Z	2016/07/21	2016/07/22
68500	Macquarie Bank Ltd. – HSI R Bear CBBC Jul 2016 J	2016/07/21	2016/07/22
68666	HK Bank – TCH R Bull CBBC Jul 2016 G	2016/07/22	2016/07/26
63722	J P Morgan SP BV – HSI R Bear CBBC Oct 2016 N	2016/07/22	2016/07/25
63403	HK Bank – HSI R Bear CBBC Jan 2017 C	2016/07/22	2016/07/25
63956	HK Bank – Sinopec Corp R Bear CBBC Jul 2016 A	2016/07/22	2016/07/26
63287	SG Issuer – HSI R Bear CBBC Nov 2016 Y	2016/07/22	2016/07/25
63192	Goldman Sachs SP (Asia) – HSI R Bear CBBC Oct 2016 U	2016/07/22	2016/07/25
63296	SG Issuer – HSI R Bear CBBC Oct 2016 T	2016/07/22	2016/07/25
63724	J P Morgan SP BV – HSI R Bear CBBC Nov 2016 K	2016/07/22	2016/07/25
63210	BNP Paribas Arbit Issu B.V. – HSI R Bear CBBC Feb 2017 T	2016/07/22	2016/07/25
63234	BNP Paribas Arbit Issu B.V. – HSI R Bear CBBC Mar 2017 I	2016/07/22	2016/07/25
63203	Goldman Sachs SP (Asia) – HSI R Bear CBBC Oct 2016 V	2016/07/22	2016/07/25
63551	UBS AG – HSI R Bear CBBC Oct 2016 F	2016/07/22	2016/07/25
65483	HK Bank – CNOOC R Bear CBBC Jul 2016 A	2016/07/22	2016/07/26
63204	Goldman Sachs SP (Asia) – HSI R Bear CBBC Oct 2016 W	2016/07/22	2016/07/25
68825	HK Bank – Galaxy Ent R Bear CBBC Jul 2016 A	2016/07/22	2016/07/26
63372	HK Bank – CSOP A50 ETF R Bull CBBC Jul 2016 D	2016/07/22	2016/07/26
63454	UBS AG – HSI R Bear CBBC Oct 2016 C	2016/07/22	2016/07/25
65478	HK Bank – Sinopec Corp R Bear CBBC Jul 2016 B	2016/07/22	2016/07/26
63701	Credit Suisse AG – HSI R Bear CBBC Dec 2016 H	2016/07/22	2016/07/25
65481	HK Bank – PetCh R Bear CBBC Jul 2016 A	2016/07/22	2016/07/26
63974	BNP Paribas Arbit Issu B.V. – HSI R Bear CBBC Feb 2017 Z	2016/07/25	2016/07/26
67932	Bank of East Asia – Tencent R Bear CBBC Apr 2017 A	2016/07/25	2016/07/26
63977	Goldman Sachs SP (Asia) – HSI R Bear CBBC Oct 2016 O	2016/07/25	2016/07/26
67716	SG Issuer – Tencent R Bear CBBC Feb 2017 A	2016/07/25	2016/07/26
64036	J P Morgan SP BV – HSI R Bear CBBC Nov 2016 L	2016/07/25	2016/07/26
64001	Credit Suisse AG – HSI R Bear CBBC Dec 2016 K	2016/07/25	2016/07/26
64066	UBS AG – HSI R Bear CBBC Oct 2016 E	2016/07/25	2016/07/26
65027	HK Bank – TCH R Bear CBBC Jan 2017 B	2016/07/25	2016/07/26
63988	SG Issuer – HSI R Bear CBBC Nov 2016 Z	2016/07/25	2016/07/26
64057	UBS AG – HSI R Bear CBBC Oct 2016 Z	2016/07/25	2016/07/26
64043	UBS AG – HSI R Bear CBBC Oct 2016 W	2016/07/25	2016/07/26
65473	J P Morgan SP BV – HSI R Bear CBBC Jul 2016 F	2016/07/26	2016/07/27
65461	Credit Suisse AG – HSI R Bear CBBC Aug 2016 R	2016/07/26	2016/07/27
63936	HK Bank – HSI R Bear CBBC Mar 2017 K	2016/07/26	2016/07/27
65436	BNP Paribas Arbit Issu B.V. – HSI R Bear CBBC Mar 2017 F	2016/07/26	2016/07/27
65432	Goldman Sachs SP (Asia) – HSI R Bear CBBC Jul 2016 S	2016/07/26	2016/07/27
65429	Goldman Sachs SP (Asia) – HSI R Bear CBBC Jul 2016 R	2016/07/26	2016/07/27

List of expired CBBC, 2016 (continued)

Code	CBBC	Last trading date	Delisted date
65191	BNP Paribas Arbit Issu B.V. – HSI R Bear CBBC Feb 2017 D	2016/07/26	2016/07/27
64186	Goldman Sachs SP (Asia) – HSI R Bear CBBC Dec 2016 A	2016/07/26	2016/07/27
69956	SG Issuer – HSI R Bear CBBC Nov 2016 E	2016/07/26	2016/07/27
65351	J P Morgan SP BV – HSI R Bear CBBC Jul 2016 E	2016/07/26	2016/07/27
68638	HK Bank – Sinopec Corp R Bear CBBC Jul 2016 C	2016/07/26	2016/07/28
66044	Credit Suisse AG – HSI R Bear CBBC Sep 2016 G	2016/07/26	2016/07/27
69351	SG Issuer – HSI R Bear CBBC Sep 2016 Z	2016/07/26	2016/07/27
65327	UBS AG – HSI R Bear CBBC Aug 2016 O	2016/07/26	2016/07/27
64187	Goldman Sachs SP (Asia) – HSI R Bear CBBC Dec 2016 B	2016/07/26	2016/07/27
60238	J P Morgan SP BV – Galaxy Ent R Bear CBBC Jun 2017 A	2016/07/26	2016/07/27
64292	Credit Suisse AG – HSI R Bear CBBC Oct 2016 E	2016/07/26	2016/07/27
68474	SG Issuer – HSI R Bear CBBC Oct 2016 L	2016/07/26	2016/07/27
64321	J P Morgan SP BV – HSI R Bear CBBC Dec 2016 R	2016/07/26	2016/07/27
61890	Haitong Int'l Sec – HSI R Bear CBBC Dec 2016 D	2016/07/26	2016/07/27
64322	J P Morgan SP BV – HSI R Bear CBBC Jan 2017 H	2016/07/26	2016/07/27
64290	Credit Suisse AG – HSI R Bear CBBC Nov 2016 C	2016/07/26	2016/07/27
64479	J P Morgan SP BV – HSI R Bear CBBC Sep 2016 A	2016/07/26	2016/07/27
68786	SG Issuer – HSI R Bear CBBC Sep 2016 N	2016/07/26	2016/07/27
63255	HK Bank – HSI R Bear CBBC Feb 2017 B	2016/07/26	2016/07/27
63257	HK Bank – HSI R Bear CBBC Dec 2016 H	2016/07/26	2016/07/27
64343	UBS AG – HSI R Bear CBBC Oct 2016 D	2016/07/26	2016/07/27
65875	J P Morgan SP BV – HSI R Bear CBBC Aug 2016 U	2016/07/26	2016/07/27
64345	Goldman Sachs SP (Asia) – HSI R Bear CBBC Oct 2016 P	2016/07/26	2016/07/27
65937	UBS AG – HSI R Bear CBBC Jul 2016 E	2016/07/26	2016/07/27
68557	Credit Suisse AG – HSI R Bear CBBC Nov 2016 A	2016/07/26	2016/07/27
63869	Haitong Int'l Sec – HSI R Bear CBBC Dec 2016 E	2016/07/26	2016/07/27
60463	HK Bank – Sands China R Bear CBBC Apr 2017 D	2016/07/26	2016/07/27
60462	HK Bank – Galaxy Ent R Bear CBBC May 2017 A	2016/07/26	2016/07/27
65610	UBS AG – HSI R Bear CBBC Sep 2016 F	2016/07/26	2016/07/27
68032	J P Morgan SP BV – Tencent R Bear CBBC Feb 2017 E	2016/07/26	2016/07/27
68476	SG Issuer – HSI R Bear CBBC Sep 2016 M	2016/07/26	2016/07/27
63797	UBS AG – Tencent R Bear CBBC Apr 2017 A	2016/07/26	2016/07/27
62295	J P Morgan SP BV – HSI R Bear CBBC Jan 2017 D	2016/07/26	2016/07/27
62957	UBS AG – HSI R Bear CBBC Oct 2016 Y	2016/07/26	2016/07/27
69872	UBS AG – HSI R Bear CBBC Sep 2016 E	2016/07/26	2016/07/27
61973	Credit Suisse AG – HSI R Bear CBBC Nov 2016 W	2016/07/26	2016/07/27
67956	Macquarie Bank Ltd. – HSI R Bull CBBC Jul 2016 F	2016/07/27	2016/07/29
69166	Macquarie Bank Ltd. – HSI R Bull CBBC Jul 2016 K	2016/07/27	2016/07/29
62189	Macquarie Bank Ltd. – HSI R Bull CBBC Jul 2016 N	2016/07/27	2016/07/29
64394	Credit Suisse AG – HSI R Bear CBBC Oct 2016 F	2016/07/27	2016/07/28
62039	Macquarie Bank Ltd. – HSI R Bull CBBC Jul 2016 M	2016/07/27	2016/07/29
64451	J P Morgan SP BV – HSI R Bear CBBC Oct 2016 P	2016/07/27	2016/07/28
64452	BNP Paribas Arbit Issu B.V. – HSI R Bear CBBC Jan 2017 A	2016/07/27	2016/07/28
62191	Macquarie Bank Ltd. – HSI R Bull CBBC Jul 2016 O	2016/07/27	2016/07/29
68492	Macquarie Bank Ltd. – HSI R Bull CBBC Jul 2016 I	2016/07/27	2016/07/29
64457	Goldman Sachs SP (Asia) – HSI R Bear CBBC Nov 2016 H	2016/07/27	2016/07/28
69534	HK Bank – AIA R Bear CBBC Dec 2016 C	2016/07/27	2016/07/28
64475	UBS AG – HSI R Bear CBBC Oct 2016 I	2016/07/27	2016/07/28
66126	SGA Societe Generale Acceptance N.V.-HSI R Bear CBBC Jul16 A	2016/07/27	2016/07/29
68501	Macquarie Bank Ltd. – HSI R Bull CBBC Jul 2016 J	2016/07/27	2016/07/29
67575	SGA Societe Generale Acceptance N.V.-HSI R Bull CBBC Jul16 M	2016/07/27	2016/07/29
64068	UBS AG – HSI R Bear CBBC Jul 2016 N	2016/07/27	2016/07/29
65938	UBS AG – HSI R Bear CBBC Jul 2016 G	2016/07/27	2016/07/29
65941	UBS AG – HSI R Bear CBBC Jul 2016 H	2016/07/27	2016/07/29
65945	UBS AG – HSI R Bear CBBC Jul 2016 F	2016/07/27	2016/07/29
65951	UBS AG – HSI R Bear CBBC Jul 2016 K	2016/07/27	2016/07/29
66053	Credit Suisse AG – HSI R Bear CBBC Jul 2016 T	2016/07/27	2016/07/29
62349	SGA Societe Generale Acceptance NV -HSCEI R Bull CBBC Jul16A	2016/07/27	2016/07/29
66152	Credit Suisse AG – HSCEI R Bear CBBC Jul 2016 B	2016/07/27	2016/07/29
64067	UBS AG – HSI R Bear CBBC Jul 2016 M	2016/07/27	2016/07/29
64693	UBS AG – HSI R Bear CBBC Jul 2016 Z	2016/07/27	2016/07/29
65953	UBS AG – HSI R Bear CBBC Jul 2016 L	2016/07/27	2016/07/29
67552	SGA Societe Generale Acceptance N.V.-HSI R Bull CBBC Jul16 L	2016/07/27	2016/07/29
66741	Credit Suisse AG – HSCEI R Bull CBBC Jul 2016 B	2016/07/27	2016/07/29
68672	HK Bank – HSI R Bear CBBC Jul 2016 C	2016/07/27	2016/07/29
64529	UBS AG – HSCEI R Bear CBBC Jul 2016 B	2016/07/27	2016/07/29
66861	HK Bank – China Life R Bear CBBC Feb 2017 A	2016/07/27	2016/07/28
65952	UBS AG – HSI R Bear CBBC Jul 2016 I	2016/07/27	2016/07/29
67048	HK Bank – Ping An R Bear CBBC Feb 2017 A	2016/07/27	2016/07/28
67357	J P Morgan SP BV – China Life R Bear CBBC Feb 2017 A	2016/07/27	2016/07/28
62291	SGA Societe Generale Acceptance N.V.-HSI R Bull CBBC Jul16 B	2016/07/27	2016/07/29
64906	UBS AG – HSCEI R Bear CBBC Jul 2016 C	2016/07/27	2016/07/29
65433	Goldman Sachs SP (Asia) – HSI R Bear CBBC Jul 2016 T	2016/07/27	2016/07/29
61853	HK Bank – HSI R Bear CBBC Jul 2016 A	2016/07/27	2016/07/29
65299	UBS AG – HSI R Bear CBBC Jul 2016 C	2016/07/27	2016/07/29
62858	HK Bank – HSI R Bear CBBC Jul 2016 B	2016/07/27	2016/07/29
66056	Credit Suisse AG – HSI R Bear CBBC Jul 2016 V	2016/07/27	2016/07/29
65304	UBS AG – HSI R Bear CBBC Jul 2016 B	2016/07/27	2016/07/29
64025	Credit Suisse AG – HSI R Bull CBBC Jul 2016 A	2016/07/27	2016/07/29
65619	UBS AG – HSI R Bear CBBC Jul 2016 X	2016/07/27	2016/07/29
66162	Credit Suisse AG – HKEX R Bear CBBC Jul 2016 C	2016/07/28	2016/08/01
64537	BNP Paribas Arbit Issu B.V. – HSI R Bear CBBC Feb 2017 A	2016/07/28	2016/07/29
64759	Credit Suisse AG – HSI R Bear CBBC Oct 2016 T	2016/07/28	2016/07/29
64513	Haitong Int'l Sec – HSI R Bear CBBC Nov 2016 H	2016/07/28	2016/07/29
64505	Haitong Int'l Sec – HSI R Bear CBBC Nov 2016 G	2016/07/28	2016/07/29
64536	Goldman Sachs SP (Asia) – HSI R Bear CBBC Nov 2016 I	2016/07/28	2016/07/29
64658	SG Issuer – HSI R Bear CBBC Oct 2016 A	2016/07/28	2016/07/29

List of expired CBBC, 2016 (continued)

Code	CBBC	Last trading date	Delisted date
64592	BNP Paribas Arbit Issu B.V. – HSI R Bear CBBC Mar 2017 R	2016/07/28	2016/07/29
64773	UBS AG – HSI R Bear CBBC Oct 2016 J	2016/07/28	2016/07/29
64733	Credit Suisse AG – HSI R Bear CBBC Oct 2016 G	2016/07/28	2016/07/29
61593	Credit Suisse AG – HKEX R Bull CBBC Jul 2016 A	2016/07/28	2016/08/01
64805	J P Morgan SP BV – HSI R Bear CBBC Oct 2016 O	2016/07/28	2016/07/29
64484	UBS AG – HSI R Bull CBBC Oct 2017 H	2016/07/29	2016/08/01
64791	UBS AG – HSI R Bull CBBC Oct 2017 I	2016/07/29	2016/08/01
64834	SG Issuer – HSI R Bear CBBC Nov 2016 P	2016/07/29	2016/08/01
64471	J P Morgan SP BV – HSI R Bull CBBC Nov 2017 E	2016/07/29	2016/08/01
64807	J P Morgan SP BV – HSI R Bull CBBC Oct 2017 L	2016/07/29	2016/08/01
62737	HK Bank – PetCh R Bear CBBC Aug 2016 A	2016/07/29	2016/08/02
64796	UBS AG – HSI R Bull CBBC Sep 2017 A	2016/07/29	2016/08/01
64769	Credit Suisse AG – HSI R Bull CBBC Nov 2017 C	2016/07/29	2016/08/01
64836	SG Issuer – HSI R Bear CBBC Oct 2016 Y	2016/07/29	2016/08/01
64545	BNP Paribas Arbit Issu B.V. – HSI R Bull CBBC Sep 2017 O	2016/07/29	2016/08/01
64961	J P Morgan SP BV – HSI R Bull CBBC Dec 2017 G	2016/07/29	2016/08/01
67725	HK Bank – CSOP A50 ETF R Bear CBBC Aug 2016 B	2016/07/29	2016/08/02
64838	Goldman Sachs SP (Asia) – HSI R Bear CBBC Nov 2016 J	2016/07/29	2016/08/01
64655	SG Issuer – HSI R Bull CBBC Oct 2017 F	2016/07/29	2016/08/01
64938	J P Morgan SP BV – HSI R Bear CBBC Nov 2016 M	2016/07/29	2016/08/01
64912	HK Bank – PetCh R Bear CBBC Aug 2016 C	2016/07/29	2016/08/02
64841	Credit Suisse AG – HSI R Bull CBBC Sep 2017 Z	2016/07/29	2016/08/01
64692	Goldman Sachs SP (Asia) – HSI R Bull CBBC Nov 2017 X	2016/07/29	2016/08/01
64843	Credit Suisse AG – HSI R Bear CBBC Nov 2016 E	2016/07/29	2016/08/01
64856	UBS AG – HSI R Bear CBBC Oct 2016 K	2016/07/29	2016/08/01
64853	UBS AG – HSI R Bull CBBC Nov 2017 K	2016/07/29	2016/08/01
64855	UBS AG – HSI R Bear CBBC Oct 2016 A	2016/07/29	2016/08/01
64548	BNP Paribas Arbit Issu B.V. – HSI R Bull CBBC Oct 2017 O	2016/07/29	2016/08/01
64454	Goldman Sachs SP (Asia) – HSI R Bull CBBC Nov 2017 V	2016/07/29	2016/08/01
67964	HK Bank – PetCh R Bear CBBC Aug 2016 B	2016/07/29	2016/08/02
64400	Credit Suisse AG – HSI R Bull CBBC Aug 2017 C	2016/07/29	2016/08/01
65144	J P Morgan SP BV – Tencent R Bull CBBC Aug 2017 C	2016/08/01	2016/08/02
65020	Credit Suisse AG – HSI R Bear CBBC Nov 2016 F	2016/08/01	2016/08/02
65112	J P Morgan SP BV – HSI R Bear CBBC Dec 2016 S	2016/08/01	2016/08/02
65049	UBS AG – HSI R Bear CBBC Feb 2017 N	2016/08/01	2016/08/02
64972	SG Issuer – HSI R Bear CBBC Nov 2016 O	2016/08/01	2016/08/02
64630	BNP Paribas Arbit Issu B.V. – HKEX R Bull CBBC Jun 2017 B	2016/08/03	2016/08/04
65579	Goldman Sachs SP (Asia) – HSI R Bull CBBC Dec 2017 H	2016/08/03	2016/08/04
65541	J P Morgan SP BV – HSI R Bull CBBC Nov 2017 F	2016/08/03	2016/08/04
64969	SG Issuer – HSI R Bull CBBC Oct 2017 I	2016/08/03	2016/08/04
65554	Credit Suisse AG – HSI R Bull CBBC Aug 2017 D	2016/08/03	2016/08/04
65273	HK Bank – HSI R Bull CBBC Sep 2017 B	2016/08/03	2016/08/04
65557	BNP Paribas Arbit Issu B.V. – HSI R Bull CBBC Oct 2017 P	2016/08/03	2016/08/04
64379	HK Bank – Tencent R Bull CBBC Aug 2017 C	2016/08/03	2016/08/04
65366	J P Morgan SP BV – HSI R Bull CBBC Nov 2017 C	2016/08/03	2016/08/04
65578	J P Morgan SP BV – HSI R Bull CBBC Oct 2017 M	2016/08/03	2016/08/04
61721	SG Issuer – CNOOC R Bull CBBC Jul 2017 B	2016/08/03	2016/08/04
65580	Goldman Sachs SP (Asia) – HSI R Bull CBBC Dec 2017 I	2016/08/03	2016/08/04
64327	UBS AG – HSI R Bull CBBC Nov 2017 J	2016/08/03	2016/08/04
64297	J P Morgan SP BV – HSI R Bull CBBC Jan 2018 F	2016/08/03	2016/08/04
64287	Credit Suisse AG – HSI R Bull CBBC Aug 2017 B	2016/08/03	2016/08/04
64021	BNP Paribas Arbit Issu B.V. – HSI R Bull CBBC Oct 2017 N	2016/08/03	2016/08/04
64035	Credit Suisse AG – HSI R Bull CBBC Dec 2017 F	2016/08/03	2016/08/04
64075	UBS AG – HSI R Bull CBBC Dec 2017 N	2016/08/03	2016/08/04
64157	J P Morgan SP BV – HSI R Bull CBBC Nov 2017 Z	2016/08/03	2016/08/04
64828	J P Morgan SP BV – HKEX R Bull CBBC Sep 2017 F	2016/08/03	2016/08/04
64811	J P Morgan SP BV – Tencent R Bull CBBC Jul 2017 G	2016/08/03	2016/08/04
64193	SG Issuer – HSI R Bull CBBC Nov 2017 K	2016/08/03	2016/08/04
65576	UBS AG – HSI R Bull CBBC Nov 2017 A	2016/08/03	2016/08/04
65115	J P Morgan SP BV – HSI R Bull CBBC Dec 2017 H	2016/08/03	2016/08/04
65271	HK Bank – Tencent R Bull CBBC Aug 2017 D	2016/08/03	2016/08/04
65026	Credit Suisse AG – HSI R Bull CBBC Nov 2017 D	2016/08/03	2016/08/04
64189	Goldman Sachs SP (Asia) – HSI R Bull CBBC Nov 2017 S	2016/08/03	2016/08/04
65410	Credit Suisse AG – HSI R Bull CBBC Nov 2017 E	2016/08/03	2016/08/04
65480	HK Bank – HSI R Bull CBBC Jul 2017 H	2016/08/03	2016/08/04
65394	UBS AG – HSI R Bull CBBC Dec 2017 P	2016/08/03	2016/08/04
65510	SG Issuer – HSI R Bull CBBC Oct 2017 J	2016/08/03	2016/08/04
65389	UBS AG – Tencent R Bull CBBC Jun 2017 E	2016/08/03	2016/08/04
63350	HK Bank – CNOOC R Bull CBBC Jul 2017 B	2016/08/03	2016/08/04
65275	HK Bank – HKEX R Bull CBBC Jun 2017 E	2016/08/03	2016/08/04
65511	SG Issuer – HSI R Bull CBBC Oct 2017 K	2016/08/03	2016/08/04
65045	UBS AG – HSI R Bull CBBC Dec 2017 O	2016/08/03	2016/08/04
65302	BNP Paribas Arbit Issu B.V. – HSI R Bull CBBC Sep 2017 P	2016/08/03	2016/08/04
65339	Goldman Sachs SP (Asia) – HSI R Bull CBBC Dec 2017 F	2016/08/03	2016/08/04
64388	SG Issuer – HSI R Bull CBBC Nov 2017 V	2016/08/03	2016/08/04
65367	J P Morgan SP BV – HSI R Bull CBBC Dec 2017 O	2016/08/03	2016/08/04
65360	Goldman Sachs SP (Asia) – HSI R Bull CBBC Dec 2017 G	2016/08/03	2016/08/04
65485	HK Bank – HSCEI R Bull CBBC Aug 2017 B	2016/08/03	2016/08/04
60477	SG Issuer – HSBC R Bear CBBC Jan 2017 A	2016/08/04	2016/08/05
65658	Credit Suisse AG – HSI R Bull CBBC Sep 2017 A	2016/08/04	2016/08/05
65624	UBS AG – HSI R Bull CBBC Oct 2017 B	2016/08/04	2016/08/05
65601	SG Issuer – HSI R Bull CBBC Oct 2017 L	2016/08/04	2016/08/05
65596	SG Issuer – HSI R Bull CBBC Dec 2017 A	2016/08/04	2016/08/05
65597	SG Issuer – HSI R Bull CBBC Dec 2017 B	2016/08/04	2016/08/05
65789	J P Morgan SP BV – HSI R Bear CBBC Jan 2017 J	2016/08/05	2016/08/08
65542	Credit Suisse AG – HSI R Bear CBBC Nov 2016 I	2016/08/05	2016/08/08
65512	Goldman Sachs SP (Asia) – HSI R Bear CBBC Nov 2016 M	2016/08/05	2016/08/08

List of expired CBBC, 2016 (continued)

Code	CBBC	Last trading date	Delisted date
65534	J P Morgan SP BV – HSI R Bear CBBC Dec 2016 T	2016/08/05	2016/08/08
65761	UBS AG – HSI R Bear CBBC Nov 2016 G	2016/08/05	2016/08/08
65369	UBS AG – HSI R Bear CBBC Dec 2016 C	2016/08/05	2016/08/08
65783	J P Morgan SP BV – HSI R Bull CBBC Jan 2018 G	2016/08/05	2016/08/08
65754	BNP Paribas Arbit Issu B.V. – HSI R Bear CBBC Mar 2017 C	2016/08/05	2016/08/08
64654	HK Bank – BOCL R Bear CBBC Aug 2016 A	2016/08/05	2016/08/09
65515	SG Issuer – HSI R Bear CBBC Nov 2016 S	2016/08/05	2016/08/08
65793	Goldman Sachs SP (Asia) – HSI R Bear CBBC Nov 2016 O	2016/08/05	2016/08/08
65796	Goldman Sachs SP (Asia) – HSI R Bear CBBC Nov 2016 P	2016/08/05	2016/08/08
65362	J P Morgan SP BV – HSI R Bear CBBC Nov 2016 N	2016/08/05	2016/08/08
65774	Credit Suisse AG – HSI R Bear CBBC Nov 2016 K	2016/08/05	2016/08/08
65697	BNP Paribas Arbit Issu B.V. – HSI R Bull CBBC Oct 2017 Q	2016/08/05	2016/08/08
65755	UBS AG – HSI R Bull CBBC Nov 2017 B	2016/08/05	2016/08/08
65749	Credit Suisse AG – HSI R Bull CBBC Nov 2017 F	2016/08/05	2016/08/08
65716	BNP Paribas Arbit Issu B.V. – HSI R Bear CBBC Mar 2017 P	2016/08/05	2016/08/08
65714	BNP Paribas Arbit Issu B.V. – HSI R Bear CBBC Feb 2017 O	2016/08/05	2016/08/08
65708	SG Issuer – HSI R Bear CBBC Dec 2016 E	2016/08/05	2016/08/08
65707	Goldman Sachs SP (Asia) – HSI R Bull CBBC Dec 2017 J	2016/08/05	2016/08/08
65706	SG Issuer – HSI R Bull CBBC Dec 2017 D	2016/08/05	2016/08/08
65561	UBS AG – HSI R Bear CBBC Dec 2016 E	2016/08/05	2016/08/08
65698	SG Issuer – HSI R Bull CBBC Dec 2017 C	2016/08/05	2016/08/08
64675	HK Bank – ABC R Bear CBBC Aug 2016 A	2016/08/05	2016/08/09
65182	Goldman Sachs SP (Asia) – HSI R Bear CBBC Nov 2016 K	2016/08/05	2016/08/08
65406	Credit Suisse AG – HSI R Bear CBBC Nov 2016 G	2016/08/05	2016/08/08
65227	SG Issuer – HSI R Bear CBBC Nov 2016 Q	2016/08/05	2016/08/08
65760	UBS AG – HSI R Bear CBBC Feb 2017 P	2016/08/05	2016/08/08
63371	HK Bank – CSOP A50 ETF R Bull CBBC Aug 2016 E	2016/08/05	2016/08/09
66997	J P Morgan SP BV – HSBC R Bear CBBC Feb 2017 A	2016/08/05	2016/08/08
66754	HK Bank – TCH R Bull CBBC Aug 2016 D	2016/08/05	2016/08/09
61458	HK Bank – TCH R Bull CBBC Aug 2016 K	2016/08/05	2016/08/09
65325	HK Bank – CSOP A50 ETF R Bear CBBC Aug 2016 A	2016/08/05	2016/08/09
65421	Haitong Int'l Sec – HSI R Bear CBBC Feb 2017 C	2016/08/08	2016/08/09
63873	Haitong Int'l Sec – HSI R Bear CBBC Dec 2016 F	2016/08/08	2016/08/09
63878	Haitong Int'l Sec – HSI R Bear CBBC Dec 2016 G	2016/08/08	2016/08/09
65204	BNP Paribas Arbit Issu B.V. – HSI R Bear CBBC Feb 2017 J	2016/08/08	2016/08/09
62666	SG Issuer – HSI R Bear CBBC Nov 2016 V	2016/08/08	2016/08/09
63940	HK Bank – HSI R Bear CBBC Apr 2017 D	2016/08/08	2016/08/09
65779	Credit Suisse AG – HSI R Bear CBBC Jan 2017 F	2016/08/08	2016/08/09
65790	J P Morgan SP BV – HSI R Bear CBBC Nov 2016 P	2016/08/08	2016/08/09
66528	BNP Paribas Arbit Issu B.V. – HSCEI R Bear CBBC Mar 2017 A	2016/08/08	2016/08/09
62139	UBS AG – HSI R Bear CBBC Oct 2016 P	2016/08/08	2016/08/09
65668	Credit Suisse AG – HSI R Bear CBBC Dec 2016 N	2016/08/08	2016/08/09
65830	UBS AG – HSI R Bear CBBC Dec 2016 G	2016/08/08	2016/08/09
64229	Macquarie Bank Ltd. – HSI R Bear CBBC Sep 2016 F	2016/08/08	2016/08/09
61976	Credit Suisse AG – HSI R Bear CBBC Dec 2016 E	2016/08/08	2016/08/09
64682	UBS AG – HSI R Bear CBBC Aug 2016 A	2016/08/08	2016/08/09
66296	HK Bank – HSCEI R Bear CBBC Feb 2017 B	2016/08/08	2016/08/09
68711	SG Issuer – HSI R Bear CBBC Oct 2016 Q	2016/08/08	2016/08/09
65127	J P Morgan SP BV – HSI R Bear CBBC Dec 2016 A	2016/08/08	2016/08/09
65821	J P Morgan SP BV – HSI R Bear CBBC Nov 2016 Q	2016/08/08	2016/08/09
64360	Goldman Sachs SP (Asia) – HSI R Bear CBBC Jan 2017 A	2016/08/08	2016/08/09
65422	Haitong Int'l Sec – HSI R Bear CBBC Feb 2017 D	2016/08/08	2016/08/09
65506	UBS AG – HSI R Bear CBBC Sep 2016 B	2016/08/08	2016/08/09
61323	HK Bank – HSI R Bear CBBC Sep 2016 G	2016/08/08	2016/08/09
65522	SG Issuer – HSI R Bear CBBC Nov 2016 D	2016/08/08	2016/08/09
65370	UBS AG – HSI R Bear CBBC Jan 2017 T	2016/08/08	2016/08/09
62988	UBS AG – HSI R Bear CBBC Jan 2017 P	2016/08/08	2016/08/09
62937	J P Morgan SP BV – HSI R Bear CBBC Jan 2017 F	2016/08/08	2016/08/09
64458	Goldman Sachs SP (Asia) – HSI R Bear CBBC Dec 2016 C	2016/08/08	2016/08/09
65677	J P Morgan SP BV – HSI R Bear CBBC Nov 2016 O	2016/08/08	2016/08/09
65322	BNP Paribas Arbit Issu B.V. – HSI R Bear CBBC Mar 2017 O	2016/08/08	2016/08/09
66052	Credit Suisse AG – HSI R Bear CBBC Aug 2016 V	2016/08/08	2016/08/09
65565	UBS AG – HSI R Bear CBBC Dec 2016 F	2016/08/08	2016/08/09
68484	SG Issuer – HSI R Bear CBBC Sep 2016 O	2016/08/08	2016/08/09
65287	Goldman Sachs SP (Asia) – HSI R Bear CBBC Nov 2016 L	2016/08/08	2016/08/09
65618	SG Issuer – HSI R Bear CBBC Dec 2016 C	2016/08/08	2016/08/09
65620	SG Issuer – HSI R Bear CBBC Dec 2016 D	2016/08/08	2016/08/09
65626	UBS AG – HSI R Bear CBBC Nov 2016 F	2016/08/08	2016/08/09
67200	SG Issuer – HKEX R Bear CBBC Nov 2016 B	2016/08/08	2016/08/09
65837	Credit Suisse AG – HSI R Bear CBBC Nov 2016 M	2016/08/08	2016/08/09
65673	Goldman Sachs SP (Asia) – HSI R Bear CBBC Nov 2016 N	2016/08/08	2016/08/09
65552	Credit Suisse AG – HSI R Bear CBBC Nov 2016 J	2016/08/08	2016/08/09
65437	BNP Paribas Arbit Issu B.V. – HSI R Bear CBBC Mar 2017 G	2016/08/08	2016/08/09
65531	Goldman Sachs SP (Asia) – HSI R Bear CBBC Aug 2016 A	2016/08/08	2016/08/09
65479	J P Morgan SP BV – HSI R Bear CBBC Aug 2016 R	2016/08/08	2016/08/09
65823	J P Morgan SP BV – HSI R Bear CBBC Jan 2017 K	2016/08/08	2016/08/09
60497	SG Issuer – CKH R Bear CBBC Mar 2017 A	2016/08/08	2016/08/09
65192	BNP Paribas Arbit Issu B.V. – HSI R Bear CBBC Feb 2017 E	2016/08/08	2016/08/09
65645	J P Morgan SP BV – HSI R Bear CBBC Aug 2017 A	2016/08/08	2016/08/09
65828	SG Issuer – HSI R Bear CBBC Aug 2016 N	2016/08/08	2016/08/09
65594	Credit Suisse AG – HSI R Bear CBBC Sep 2016 F	2016/08/08	2016/08/09
65244	Credit Suisse AG – HSI R Bear CBBC Aug 2016 P	2016/08/08	2016/08/09
69007	J P Morgan SP BV – HSCEI R Bear CBBC Jan 2017 A	2016/08/08	2016/08/09
65868	J P Morgan SP BV – Tencent R Bear CBBC May 2017 B	2016/08/09	2016/08/10
67702	SG Issuer – HS H-SH ETF R Bear CBBC Nov 2016 A	2016/08/09	2016/08/10
66016	Goldman Sachs SP (Asia) – HSI R Bear CBBC Nov 2016 Q	2016/08/10	2016/08/11
66788	SG Issuer – Galaxy R Bear CBBC Feb 2017 A	2016/08/10	2016/08/11

List of expired CBBC, 2016 (continued)

Code	CBBC	Last trading date	Delisted date
62447	UBS AG – HSI R Bear CBBC Oct 2016 U	2016/08/10	2016/08/11
66159	J P Morgan SP BV – HSI R Bear CBBC Nov 2016 S	2016/08/10	2016/08/11
64194	SG Issuer – HSI R Bear CBBC Nov 2016 A	2016/08/10	2016/08/11
62668	SG Issuer – HSI R Bear CBBC Nov 2016 W	2016/08/10	2016/08/11
64480	J P Morgan SP BV – HSI R Bear CBBC Oct 2016 A	2016/08/10	2016/08/11
67184	HK Bank – Galaxy Ent R Bear CBBC Mar 2017 A	2016/08/10	2016/08/11
63703	Credit Suisse AG – HSI R Bear CBBC Nov 2016 B	2016/08/10	2016/08/11
68495	SG Issuer – HSI R Bear CBBC Oct 2016 M	2016/08/10	2016/08/11
65454	Macquarie Bank Ltd. – HSI R Bear CBBC Oct 2016 D	2016/08/10	2016/08/11
60486	Bank of East Asia – Galaxy Ent R Bear CBBC Mar 2017 A	2016/08/10	2016/08/11
64361	Goldman Sachs SP (Asia) – HSI R Bear CBBC Jan 2017 B	2016/08/10	2016/08/11
63564	UBS AG – HSI R Bear CBBC Oct 2016 G	2016/08/10	2016/08/11
64239	HK Bank – HSI R Bear CBBC May 2017 A	2016/08/10	2016/08/11
65927	SG Issuer – HSBC R Bear CBBC Sep 2016 A	2016/08/10	2016/08/11
65956	SG Issuer – HSI R Bear CBBC Nov 2016 Y	2016/08/10	2016/08/11
69004	J P Morgan SP BV – Galaxy Ent R Bear CBBC Mar 2017 B	2016/08/10	2016/08/11
65648	J P Morgan SP BV – HSI R Bear CBBC Sep 2016 G	2016/08/10	2016/08/11
66095	Credit Suisse AG – HSI R Bear CBBC Dec 2016 Q	2016/08/10	2016/08/11
64880	HK Bank – Sands China R Bear CBBC Apr 2017 B	2016/08/10	2016/08/11
66097	Credit Suisse AG – HSI R Bear CBBC Dec 2016 R	2016/08/10	2016/08/11
61987	Credit Suisse AG – HSI R Bear CBBC Dec 2016 F	2016/08/10	2016/08/11
66050	J P Morgan SP BV – HSI R Bear CBBC Dec 2016 U	2016/08/10	2016/08/11
65955	SG Issuer – HSI R Bear CBBC Dec 2016 I	2016/08/10	2016/08/11
65193	BNP Paribas Arbit Issu B.V. – HSI R Bear CBBC Feb 2017 F	2016/08/10	2016/08/11
65935	HK Bank – HSI R Bear CBBC May 2017 B	2016/08/10	2016/08/11
65940	BNP Paribas Arbit Issu B.V. – HSI R Bear CBBC Feb 2017 M	2016/08/10	2016/08/11
66143	UBS AG – HSI R Bear CBBC Dec 2016 H	2016/08/10	2016/08/11
66025	Goldman Sachs SP (Asia) – HSI R Bear CBBC Nov 2016 R	2016/08/10	2016/08/11
65943	SG Issuer – HSI R Bear CBBC Nov 2016 U	2016/08/10	2016/08/11
65936	HK Bank – HSI R Bear CBBC Apr 2017 E	2016/08/10	2016/08/11
66136	UBS AG – HSI R Bear CBBC Feb 2017 Q	2016/08/10	2016/08/11
66291	UBS AG – HSI R Bear CBBC Jan 2017 W	2016/08/11	2016/08/12
64148	HK Bank – HSCEI R Bear CBBC Dec 2016 D	2016/08/11	2016/08/12
64667	SG Issuer – HSI R Bear CBBC Nov 2016 L	2016/08/11	2016/08/12
66207	J P Morgan SP BV – HSI R Bear CBBC Jan 2017 M	2016/08/11	2016/08/12
66239	Credit Suisse AG – HSI R Bear CBBC Dec 2016 S	2016/08/11	2016/08/12
66285	HK Bank – CC Bank R Bear CBBC Dec 2016 A	2016/08/11	2016/08/12
61552	HK Bank – HSI R Bear CBBC Aug 2016 K	2016/08/11	2016/08/12
66504	BNP Paribas Arbit Issu B.V. – HSCEI R Bear CBBC Feb 2017 C	2016/08/11	2016/08/12
67358	J P Morgan SP BV – Ping An R Bear CBBC May 2017 A	2016/08/11	2016/08/12
63734	J P Morgan SP BV – HSI R Bear CBBC Dec 2016 Q	2016/08/11	2016/08/12
66175	SG Issuer – HSI R Bear CBBC Dec 2016 J	2016/08/11	2016/08/12
64535	Haitong Int'l Sec – HSI R Bear CBBC Dec 2016 H	2016/08/11	2016/08/12
68497	SG Issuer – HSI R Bear CBBC Sep 2016 R	2016/08/11	2016/08/12
66621	Credit Suisse AG – HSCEI R Bear CBBC Aug 2016 A	2016/08/11	2016/08/12
66165	Haitong Int'l Sec – HSI R Bear CBBC Feb 2017 E	2016/08/11	2016/08/12
63939	HK Bank – HSI R Bear CBBC Aug 2017 A	2016/08/11	2016/08/12
67311	Bank of East Asia – HKEX R Bear CBBC Mar 2017 A	2016/08/11	2016/08/12
63938	HK Bank – HKEX R Bear CBBC Jan 2017 E	2016/08/11	2016/08/12
63880	Haitong Int'l Sec – HSI R Bear CBBC Feb 2017 A	2016/08/11	2016/08/12
67113	SG Issuer – Ping An R Bear CBBC Dec 2016 A	2016/08/11	2016/08/12
66176	SG Issuer – HSI R Bear CBBC Nov 2016 Z	2016/08/11	2016/08/12
66189	J P Morgan SP BV – HSI R Bear CBBC Jan 2017 L	2016/08/11	2016/08/12
65612	UBS AG – HSI R Bear CBBC Aug 2016 T	2016/08/11	2016/08/12
67504	SG Issuer – CCB R Bear CBBC Feb 2017 A	2016/08/11	2016/08/12
66228	SG Issuer – A50 R Bear CBBC Sep 2016 A	2016/08/11	2016/08/12
65462	Credit Suisse AG – HSI R Bear CBBC Sep 2016 E	2016/08/11	2016/08/12
66166	Goldman Sachs SP (Asia) – HSI R Bear CBBC Nov 2016 S	2016/08/11	2016/08/12
63373	HK Bank – CSOP A50 ETF R Bull CBBC Aug 2016 F	2016/08/12	2016/08/16
66339	SG Issuer – HSI R Bear CBBC Nov 2016 E	2016/08/12	2016/08/15
66327	HK Bank – Tencent R Bear CBBC Aug 2017 A	2016/08/12	2016/08/15
66326	BNP Paribas Arbit Issu B.V. – HSI R Bear CBBC Mar 2017 J	2016/08/12	2016/08/15
66341	SG Issuer – HSI R Bear CBBC Dec 2016 K	2016/08/12	2016/08/15
63571	UBS AG – HSI R Bear CBBC Jan 2017 Q	2016/08/12	2016/08/15
66342	Goldman Sachs SP (Asia) – HSI R Bear CBBC Nov 2016 T	2016/08/12	2016/08/15
66343	Goldman Sachs SP (Asia) – HSI R Bear CBBC Dec 2016 K	2016/08/12	2016/08/15
66397	Credit Suisse AG – HSI R Bear CBBC Nov 2016 Q	2016/08/12	2016/08/15
63689	UBS AG – HSCEI R Bear CBBC Jan 2017 A	2016/08/12	2016/08/15
64329	UBS AG – HSI R Bear CBBC Oct 2016 H	2016/08/12	2016/08/15
66408	J P Morgan SP BV – HSI R Bear CBBC Dec 2016 V	2016/08/12	2016/08/15
66412	J P Morgan SP BV – HSI R Bear CBBC Nov 2016 T	2016/08/12	2016/08/15
68544	SG Issuer – Tencent R Bear CBBC Feb 2017 B	2016/08/12	2016/08/15
64181	J P Morgan SP BV – HSI R Bear CBBC Feb 2017 E	2016/08/12	2016/08/15
66451	UBS AG – HSI R Bear CBBC Nov 2016 H	2016/08/12	2016/08/15
66449	UBS AG – HSI R Bear CBBC Feb 2017 R	2016/08/12	2016/08/15
64195	SG Issuer – HSI R Bear CBBC Nov 2016 C	2016/08/12	2016/08/15
66407	Credit Suisse AG – HSI R Bear CBBC Nov 2016 H	2016/08/12	2016/08/15
61027	HK Bank – TCH R Bull CBBC Aug 2016 I	2016/08/12	2016/08/16
60159	HK Bank – TCH R Bull CBBC Aug 2016 H	2016/08/12	2016/08/16
66055	Credit Suisse AG – HSI R Bear CBBC Aug 2016 W	2016/08/12	2016/08/15
66325	BNP Paribas Arbit Issu B.V. – HSI R Bear CBBC Feb 2017 P	2016/08/12	2016/08/15
65194	BNP Paribas Arbit Issu B.V. – HSI R Bear CBBC Feb 2017 G	2016/08/12	2016/08/15
64527	Haitong Int'l Sec – HSI R Bear CBBC Nov 2016 I	2016/08/12	2016/08/15
63325	UBS AG – TCH R Bull CBBC Aug 2016 B	2016/08/12	2016/08/16
65346	J P Morgan SP BV – Tencent R Bear CBBC Mar 2017 A	2016/08/12	2016/08/15
65245	Credit Suisse AG – HSI R Bear CBBC Sep 2016 D	2016/08/12	2016/08/15
65356	J P Morgan SP BV – HSI R Bear CBBC Aug 2016 Q	2016/08/12	2016/08/15

List of expired CBBC, 2016 (continued)

Code	CBBC	Last trading date	Delisted date
68498	SG Issuer – HSI R Bear CBBC Oct 2016 N	2016/08/12	2016/08/15
66034	BNP Paribas Arbit Issu B.V. – HSI R Bear CBBC Mar 2017 L	2016/08/12	2016/08/15
68094	SG Issuer – HSCEI R Bear CBBC Feb 2017 B	2016/08/12	2016/08/15
64336	HK Bank – HSI R Bear CBBC Feb 2017 C	2016/08/12	2016/08/15
65486	J P Morgan SP BV – HSI R Bear CBBC Sep 2016 F	2016/08/12	2016/08/15
64687	UBS AG – HSI R Bear CBBC Aug 2016 B	2016/08/12	2016/08/15
65536	Goldman Sachs SP (Asia) – HSI R Bear CBBC Aug 2016 C	2016/08/12	2016/08/15
65533	Goldman Sachs SP (Asia) – HSI R Bear CBBC Aug 2016 B	2016/08/12	2016/08/15
62834	Credit Suisse AG – HSI R Bear CBBC Jan 2017 A	2016/08/12	2016/08/15
66514	BNP Paribas Arbit Issu B.V. – HSI R Bear CBBC Mar 2017 N	2016/08/15	2016/08/16
66518	BNP Paribas Arbit Issu B.V. – HSI R Bear CBBC Feb 2017 X	2016/08/15	2016/08/16
63752	J P Morgan SP BV – HSI R Bear CBBC Jan 2017 G	2016/08/15	2016/08/16
66686	UBS AG – HSI R Bear CBBC Nov 2016 K	2016/08/15	2016/08/16
65816	HK Bank – HSCEI R Bear CBBC Sep 2016 D	2016/08/15	2016/08/16
66037	BNP Paribas Arbit Issu B.V. – HSI R Bear CBBC Mar 2017 M	2016/08/15	2016/08/16
66529	SG Issuer – HSI R Bear CBBC Nov 2016 P	2016/08/15	2016/08/16
63705	Credit Suisse AG – HSI R Bear CBBC Dec 2016 I	2016/08/15	2016/08/16
67669	SG Issuer – CAM CSI300 R Bear CBBC May 2017 A	2016/08/15	2016/08/16
66566	BNP Paribas Arbit Issu B.V. – HSI R Bear CBBC Mar 2017 D	2016/08/15	2016/08/16
63856	HK Bank – ABC R Bear CBBC Dec 2016 B	2016/08/15	2016/08/16
66616	Credit Suisse AG – HSI R Bear CBBC Nov 2016 L	2016/08/15	2016/08/16
65249	SG Issuer – HSI R Bear CBBC Nov 2016 R	2016/08/15	2016/08/16
66604	SG Issuer – HSI R Bear CBBC Dec 2016 L	2016/08/15	2016/08/16
66583	Goldman Sachs SP (Asia) – HSI R Bear CBBC Nov 2016 V	2016/08/15	2016/08/16
66625	Credit Suisse AG – HSI R Bear CBBC Nov 2016 R	2016/08/15	2016/08/16
66677	UBS AG – HSI R Bear CBBC Nov 2016 I	2016/08/15	2016/08/16
63258	HK Bank – HSI R Bear CBBC Dec 2016 I	2016/08/15	2016/08/16
64208	SG Issuer – HSI R Bear CBBC Nov 2016 F	2016/08/15	2016/08/16
64372	J P Morgan SP BV – HSCEI R Bear CBBC Nov 2016 A	2016/08/15	2016/08/16
67114	SG Issuer – Ping An R Bear CBBC Feb 2017 A	2016/08/15	2016/08/16
64351	BNP Paribas Arbit Issu B.V. – HSCEI R Bear CBBC Aug 2016 B	2016/08/15	2016/08/16
66533	SG Issuer – HSI R Bear CBBC Nov 2016 O	2016/08/15	2016/08/16
66675	SG Issuer – CSA50 R Bear CBBC Oct 2016 A	2016/08/15	2016/08/16
66679	UBS AG – HSI R Bear CBBC Nov 2016 J	2016/08/15	2016/08/16
68503	SG Issuer – HSI R Bear CBBC Sep 2016 U	2016/08/15	2016/08/16
66665	Credit Suisse AG – HSI R Bear CBBC Dec 2016 Z	2016/08/15	2016/08/16
65655	J P Morgan SP BV – HSI R Bear CBBC Oct 2016 B	2016/08/15	2016/08/16
66307	J P Morgan SP BV – CNOOC R Bear CBBC May 2017 A	2016/08/15	2016/08/16
65513	UBS AG – HSI R Bear CBBC Sep 2016 C	2016/08/15	2016/08/16
68536	BNP Paribas Arbit Issu B.V. – HSCEI R Bear CBBC Mar 2017 C	2016/08/15	2016/08/16
65401	Credit Suisse AG – HSI R Bear CBBC Jan 2017 E	2016/08/15	2016/08/16
65540	Goldman Sachs SP (Asia) – HSI R Bear CBBC Aug 2016 D	2016/08/15	2016/08/16
65455	Macquarie Bank Ltd. – HSI R Bear CBBC Oct 2016 E	2016/08/15	2016/08/16
65303	UBS AG – HSI R Bear CBBC Aug 2016 M	2016/08/15	2016/08/16
66743	J P Morgan SP BV – HSI R Bear CBBC Nov 2016 U	2016/08/15	2016/08/16
66737	J P Morgan SP BV – HSI R Bear CBBC Dec 2016 W	2016/08/15	2016/08/16
65617	UBS AG – HSI R Bear CBBC Sep 2016 G	2016/08/15	2016/08/16
66501	Haitong Int'l Sec – HSI R Bear CBBC Feb 2017 G	2016/08/15	2016/08/16
61628	J P Morgan SP BV – A50 China R Bear CBBC Nov 2016 A	2016/08/15	2016/08/16
66511	BNP Paribas Arbit Issu B.V. – HSI R Bear CBBC Feb 2017 Q	2016/08/15	2016/08/16
61999	Credit Suisse AG – HSI R Bear CBBC Dec 2016 G	2016/08/15	2016/08/16
66505	Haitong Int'l Sec – HSI R Bear CBBC Feb 2017 H	2016/08/15	2016/08/16
63894	Haitong Int'l Sec – HSI R Bear CBBC Feb 2017 B	2016/08/15	2016/08/16
64464	J P Morgan SP BV – HSI R Bear CBBC Jan 2017 I	2016/08/15	2016/08/16
64344	HK Bank – Sands China R Bear CBBC Jan 2017 A	2016/08/15	2016/08/16
66551	J P Morgan SP BV – HKEX R Bear CBBC Dec 2016 C	2016/08/15	2016/08/16
66485	Goldman Sachs SP (Asia) – HSI R Bear CBBC Nov 2016 U	2016/08/15	2016/08/16
66488	Goldman Sachs SP (Asia) – HSI R Bear CBBC Dec 2016 L	2016/08/15	2016/08/16
66495	Haitong Int'l Sec – HSI R Bear CBBC Feb 2017 F	2016/08/15	2016/08/16
65748	HK Bank – Ping An R Bear CBBC Apr 2017 A	2016/08/15	2016/08/16
67767	HK Bank – ICBC R Bear CBBC Dec 2016 A	2016/08/15	2016/08/16
66568	HK Bank – HKEX R Bear CBBC Dec 2016 D	2016/08/15	2016/08/16
66884	Credit Suisse AG – HSI R Bear CBBC Dec 2016 B	2016/08/16	2016/08/17
66865	SG Issuer – HSI R Bear CBBC Dec 2016 M	2016/08/16	2016/08/17
68508	SG Issuer – HSI R Bear CBBC Oct 2016 O	2016/08/16	2016/08/17
66730	Bank of East Asia – Tencent R Bear CBBC Apr 2017 B	2016/08/16	2016/08/17
66883	Credit Suisse AG – HSI R Bear CBBC Dec 2016 A	2016/08/16	2016/08/17
66973	Goldman Sachs SP (Asia) – HSI R Bear CBBC Nov 2016 W	2016/08/16	2016/08/17
66941	J P Morgan SP BV – HSI R Bear CBBC Nov 2016 V	2016/08/16	2016/08/17
66924	UBS AG – HSI R Bear CBBC Dec 2016 J	2016/08/16	2016/08/17
64534	Haitong Int'l Sec – HSI R Bear CBBC Nov 2016 J	2016/08/16	2016/08/17
65011	SG Issuer – Tencent R Bear CBBC Feb 2017 C	2016/08/16	2016/08/17
63575	UBS AG – HSI R Bear CBBC Feb 2017 J	2016/08/16	2016/08/17
64270	HK Bank – TCH R Bear CBBC Jan 2017 A	2016/08/16	2016/08/17
66264	Credit Suisse AG – Tencent R Bear CBBC Mar 2017 A	2016/08/16	2016/08/17
65568	BNP Paribas Arbit Issu B.V. – HSCEI R Bear CBBC Feb 2017 A	2016/08/16	2016/08/17
65357	J P Morgan SP BV – HSI R Bear CBBC Sep 2016 E	2016/08/16	2016/08/17
64686	Goldman Sachs SP (Asia) – HSI R Bear CBBC Dec 2016 D	2016/08/16	2016/08/17
65296	UBS AG – HSCEI R Bear CBBC Aug 2016 A	2016/08/16	2016/08/17
69362	SG Issuer – HSI R Bear CBBC Sep 2016 C	2016/08/16	2016/08/17
65246	Credit Suisse AG – HSI R Bear CBBC Aug 2016 Q	2016/08/16	2016/08/17
64860	UBS AG – HSI R Bear CBBC Oct 2016 L	2016/08/16	2016/08/17
63267	HK Bank – HSCEI R Bear CBBC Dec 2016 C	2016/08/16	2016/08/17
65196	BNP Paribas Arbit Issu B.V. – HSI R Bear CBBC Feb 2017 H	2016/08/16	2016/08/17
66024	Macquarie Bank Ltd. – HSI R Bear CBBC Oct 2016 F	2016/08/16	2016/08/17
67799	J P Morgan SP BV – Tencent R Bear CBBC Apr 2017 A	2016/08/16	2016/08/17
64672	SG Issuer – HSI R Bear CBBC Nov 2016 N	2016/08/16	2016/08/17

List of expired CBBC, 2016 (continued)

Code	CBBC	Last trading date	Delisted date
64465	J P Morgan SP BV – HSI R Bear CBBC Feb 2017 G	2016/08/16	2016/08/17
64077	J P Morgan SP BV – Ping An R Bear CBBC Jan 2017 A	2016/08/16	2016/08/17
65274	HK Bank – HSI R Bear CBBC Aug 2017 B	2016/08/16	2016/08/17
65033	HK Bank – TCH R Bear CBBC Feb 2017 C	2016/08/16	2016/08/17
65919	SG Issuer – HKEX R Bear CBBC Sep 2016 A	2016/08/16	2016/08/17
66230	SG Issuer – A50 R Bear CBBC Oct 2016 A	2016/08/16	2016/08/17
67108	Goldman Sachs SP (Asia) – HSI R Bear CBBC Nov 2016 X	2016/08/17	2016/08/18
67128	UBS AG – HSI R Bear CBBC Nov 2016 M	2016/08/17	2016/08/18
67133	UBS AG – HSI R Bear CBBC Nov 2016 N	2016/08/17	2016/08/18
67189	J P Morgan SP BV – HSI R Bear CBBC Nov 2016 W	2016/08/17	2016/08/18
67075	Haitong Int'l Sec – HSCEI R Bear CBBC Nov 2016 A	2016/08/17	2016/08/18
66995	Haitong Int'l Sec – HSI R Bear CBBC Nov 2016 K	2016/08/17	2016/08/18
67042	SG Issuer – HSI R Bear CBBC Dec 2016 N	2016/08/17	2016/08/18
67006	Haitong Int'l Sec – HSI R Bear CBBC Nov 2016 L	2016/08/17	2016/08/18
67027	BNP Paribas Arbit Issu B.V. – HSI R Bear CBBC Feb 2017 B	2016/08/17	2016/08/18
67090	Credit Suisse AG – HSI R Bear CBBC Dec 2016 C	2016/08/17	2016/08/18
66759	J P Morgan SP BV – HKEX R Bull CBBC Jun 2017 E	2016/08/17	2016/08/18
67041	SG Issuer – HSI R Bear CBBC Nov 2016 Q	2016/08/17	2016/08/18
66265	Credit Suisse AG – Tencent R Bear CBBC Mar 2017 B	2016/08/18	2016/08/19
65516	UBS AG – HSI R Bear CBBC Aug 2016 R	2016/08/18	2016/08/19
68584	J P Morgan SP BV – Tencent R Bear CBBC Apr 2017 B	2016/08/18	2016/08/19
65877	J P Morgan SP BV – HSI R Bear CBBC Dec 2016 D	2016/08/18	2016/08/19
65885	Goldman Sachs SP (Asia) – HSI R Bear CBBC Aug 2016 E	2016/08/18	2016/08/19
65772	HK Bank – HSI R Bear CBBC Feb 2017 E	2016/08/18	2016/08/19
67283	Credit Suisse AG – HSI R Bear CBBC Dec 2016 D	2016/08/18	2016/08/19
65539	J P Morgan SP BV – HSI R Bear CBBC Feb 2017 J	2016/08/18	2016/08/19
68393	J P Morgan SP BV – Tencent R Bear CBBC May 2017 A	2016/08/18	2016/08/19
67393	UBS AG – HSI R Bear CBBC Feb 2017 W	2016/08/18	2016/08/19
63708	Credit Suisse AG – HSI R Bear CBBC Dec 2016 J	2016/08/18	2016/08/19
67368	J P Morgan SP BV – HKEX R Bull CBBC Sep 2017 G	2016/08/18	2016/08/19
67344	J P Morgan SP BV – HSI R Bear CBBC Dec 2016 X	2016/08/18	2016/08/19
67341	Goldman Sachs SP (Asia) – HSI R Bear CBBC Nov 2016 Y	2016/08/18	2016/08/19
67328	HK Bank – HKEX R Bull CBBC Oct 2017 C	2016/08/18	2016/08/19
68512	SG Issuer – HSI R Bear CBBC Sep 2016 Q	2016/08/18	2016/08/19
67325	HK Bank – HKEX R Bull CBBC Sep 2017 E	2016/08/18	2016/08/19
67256	SG Issuer – HSI R Bear CBBC Dec 2016 O	2016/08/18	2016/08/19
64272	HK Bank – TCH R Bear CBBC Feb 2017 B	2016/08/18	2016/08/19
68832	HK Bank – HSI R Bear CBBC Sep 2016 F	2016/08/18	2016/08/19
65017	SG Issuer – Tencent R Bear CBBC Feb 2017 D	2016/08/18	2016/08/19
64395	Credit Suisse AG – HSI R Bear CBBC Jan 2017 D	2016/08/18	2016/08/19
66901	UBS AG – HSI R Bear CBBC Dec 2016 I	2016/08/18	2016/08/19
63799	UBS AG – Tencent R Bear CBBC Apr 2017 B	2016/08/18	2016/08/19
64219	SG Issuer – HSI R Bear CBBC Nov 2016 G	2016/08/18	2016/08/19
67708	J P Morgan SP BV – Galaxy Ent R Bear CBBC Aug 2016 A	2016/08/18	2016/08/22
65155	Haitong Int'l Sec – HSI R Bear CBBC Dec 2016 I	2016/08/18	2016/08/19
67057	SG Issuer – Tencent R Bear CBBC Mar 2017 A	2016/08/18	2016/08/19
64481	UBS AG – HSI R Bear CBBC Jan 2017 R	2016/08/18	2016/08/19
62684	BNP Paribas Arbit Issu B.V. – HSI R Bear CBBC Mar 2017 S	2016/08/18	2016/08/19
65239	SG Issuer – HSI R Bear CBBC Nov 2016 B	2016/08/18	2016/08/19
63825	Bank of East Asia – Tencent R Bear CBBC Mar 2017 B	2016/08/18	2016/08/19
67557	Bank of East Asia – HKEX R Bull CBBC Nov 2017 A	2016/08/19	2016/08/22
67681	J P Morgan SP BV – Galaxy Ent R Bull CBBC Nov 2017 A	2016/08/19	2016/08/22
67680	J P Morgan SP BV – Sands China R Bull CBBC Sep 2017 A	2016/08/19	2016/08/22
67650	J P Morgan SP BV – HSI R Bear CBBC Nov 2016 X	2016/08/19	2016/08/22
67614	UBS AG – HSI R Bear CBBC Jan 2017 B	2016/08/19	2016/08/22
67610	UBS AG – HSI R Bear CBBC Jan 2017 A	2016/08/19	2016/08/22
64792	HK Bank – TCH R Bull CBBC Aug 2016 J	2016/08/19	2016/08/23
67577	Credit Suisse AG – HSI R Bear CBBC Dec 2016 P	2016/08/19	2016/08/22
66431	J P Morgan SP BV – HKEX R Bull CBBC Nov 2017 C	2016/08/19	2016/08/22
67413	BNP Paribas Arbit Issu B.V. – HSI R Bear CBBC Mar 2017 V	2016/08/19	2016/08/22
67233	HK Bank – Sands China R Bull CBBC Aug 2017 B	2016/08/19	2016/08/22
67279	BNP Paribas Arbit Issu B.V. – HKEX R Bull CBBC Jun 2017 C	2016/08/19	2016/08/22
67571	Credit Suisse AG – HSI R Bear CBBC Dec 2016 O	2016/08/19	2016/08/22
67416	BNP Paribas Arbit Issu B.V. – HSI R Bear CBBC Feb 2017 U	2016/08/19	2016/08/22
67498	Goldman Sachs SP (Asia) – HSI R Bear CBBC Nov 2016 Z	2016/08/19	2016/08/22
67503	SG Issuer – HSI R Bear CBBC Nov 2016 S	2016/08/19	2016/08/22
67505	SG Issuer – HSI R Bear CBBC Dec 2016 P	2016/08/19	2016/08/22
66783	HK Bank – HKEX R Bull CBBC Sep 2017 D	2016/08/19	2016/08/22
67860	Goldman Sachs SP (Asia) – HSI R Bull CBBC Nov 2017 B	2016/08/22	2016/08/23
67776	SG Issuer – HSI R Bull CBBC Jan 2018 P	2016/08/22	2016/08/23
67761	HK Bank – HSCEI R Bull CBBC Sep 2017 B	2016/08/22	2016/08/23
67759	HK Bank – HSI R Bull CBBC Sep 2017 D	2016/08/22	2016/08/23
67758	HK Bank – HKEX R Bull CBBC Oct 2017 D	2016/08/22	2016/08/23
67752	J P Morgan SP BV – HSI R Bear CBBC Nov 2016 C	2016/08/22	2016/08/23
67741	SG Issuer – HKEX R Bull CBBC Nov 2017 B	2016/08/22	2016/08/23
67730	SG Issuer – HSI R Bear CBBC Nov 2016 D	2016/08/22	2016/08/23
66885	J P Morgan SP BV – Lenovo R Bull CBBC Dec 2017 A	2016/08/22	2016/08/23
67719	Goldman Sachs SP (Asia) – HSI R Bear CBBC Nov 2016 B	2016/08/22	2016/08/23
67718	BNP Paribas Arbit Issu B.V. – HSI R Bear CBBC Mar 2017 U	2016/08/22	2016/08/23
67779	BNP Paribas Arbit Issu B.V. – HSI R Bull CBBC Oct 2017 W	2016/08/22	2016/08/23
67691	Haitong Int'l Sec – HSI R Bear CBBC Jan 2017 A	2016/08/22	2016/08/23
67851	Credit Suisse AG – HSI R Bear CBBC Nov 2016 T	2016/08/22	2016/08/23
67780	BNP Paribas Arbit Issu B.V. – HSI R Bull CBBC Sep 2017 V	2016/08/22	2016/08/23
67879	J P Morgan SP BV – HSI R Bull CBBC Nov 2017 R	2016/08/22	2016/08/23
67854	Credit Suisse AG – HSI R Bull CBBC Sep 2017 D	2016/08/22	2016/08/23
67852	Credit Suisse AG – HSI R Bear CBBC Nov 2016 U	2016/08/22	2016/08/23
67904	J P Morgan SP BV – HKEX R Bull CBBC Oct 2017 D	2016/08/22	2016/08/23

List of expired CBBC, 2016 (continued)

Code	CBBC	Last trading date	Delisted date
67804	UBS AG – HSI R Bear CBBC Nov 2016 O	2016/08/22	2016/08/23
67805	UBS AG – HSI R Bear CBBC Dec 2016 L	2016/08/22	2016/08/23
67807	UBS AG – HSI R Bull CBBC Nov 2017 P	2016/08/22	2016/08/23
67808	UBS AG – HSI R Bull CBBC Oct 2017 P	2016/08/22	2016/08/23
67692	Haitong Int'l Sec – HSI R Bear CBBC Jan 2017 B	2016/08/22	2016/08/23
68048	SG Issuer – HSCEI R Bull CBBC Dec 2017 B	2016/08/23	2016/08/24
67979	SG Issuer – HSI R Bull CBBC Jan 2018 Q	2016/08/23	2016/08/24
67981	SG Issuer – HSI R Bear CBBC Nov 2016 V	2016/08/23	2016/08/24
68002	SG Issuer – China Life R Bull CBBC Sep 2018 A	2016/08/23	2016/08/24
68042	Credit Suisse AG – HSI R Bull CBBC Oct 2017 E	2016/08/23	2016/08/24
68055	UBS AG – HSI R Bull CBBC Dec 2017 V	2016/08/23	2016/08/24
68065	UBS AG – HSI R Bear CBBC Dec 2016 O	2016/08/23	2016/08/24
68087	J P Morgan SP BV – HSI R Bull CBBC Jan 2018 S	2016/08/23	2016/08/24
68020	HK Bank – China Life R Bull CBBC Aug 2017 A	2016/08/23	2016/08/24
68155	J P Morgan SP BV – HSI R Bear CBBC Jan 2017 C	2016/08/24	2016/08/25
67581	Credit Suisse AG – HSI R Bull CBBC Dec 2017 O	2016/08/24	2016/08/25
67601	SG Issuer – HSI R Bull CBBC Dec 2017 K	2016/08/24	2016/08/25
67603	Goldman Sachs SP (Asia) – HSI R Bull CBBC Dec 2017 R	2016/08/24	2016/08/25
67642	UBS AG – HSI R Bull CBBC Nov 2017 O	2016/08/24	2016/08/25
67652	J P Morgan SP BV – HSI R Bull CBBC Jan 2018 Q	2016/08/24	2016/08/25
67694	HK Bank – HSCEI R Bull CBBC Jul 2017 E	2016/08/24	2016/08/25
67734	SG Issuer – HKEX R Bull CBBC Oct 2017 B	2016/08/24	2016/08/25
67772	SG Issuer – HSI R Bull CBBC Jan 2018 O	2016/08/24	2016/08/25
67909	J P Morgan SP BV – HSCEI R Bull CBBC Dec 2017 B	2016/08/24	2016/08/25
68204	Goldman Sachs SP (Asia) – HSI R Bear CBBC Nov 2016 D	2016/08/24	2016/08/25
68125	UBS AG – HSI R Bear CBBC Jan 2017 G	2016/08/24	2016/08/25
68140	J P Morgan SP BV – HSI R Bull CBBC Feb 2018 C	2016/08/24	2016/08/25
67244	HK Bank – Galaxy Ent R Bull CBBC Aug 2017 B	2016/08/24	2016/08/25
68137	Credit Suisse AG – HSI R Bear CBBC Dec 2016 F	2016/08/24	2016/08/25
68050	Goldman Sachs SP (Asia) – HSI R Bull CBBC Dec 2017 T	2016/08/24	2016/08/25
68049	Goldman Sachs SP (Asia) – HSI R Bear CBBC Nov 2016 C	2016/08/24	2016/08/25
68053	Credit Suisse AG – HSI R Bear CBBC Dec 2016 N	2016/08/24	2016/08/25
68134	Credit Suisse AG – HSI R Bull CBBC Nov 2017 Q	2016/08/24	2016/08/25
68132	Credit Suisse AG – HSI R Bull CBBC Nov 2017 L	2016/08/24	2016/08/25
68131	UBS AG – HSI R Bull CBBC Nov 2017 Q	2016/08/24	2016/08/25
68099	J P Morgan SP BV – HSI R Bear CBBC Nov 2016 D	2016/08/24	2016/08/25
67942	BNP Paribas Arbit Issu B.V. – HSI R Bear CBBC Feb 2017 T	2016/08/24	2016/08/25
68258	SG Issuer – Tencent R Bull CBBC Oct 2017 B	2016/08/25	2016/08/26
68119	HK Bank – CSOP A50 ETF R Bull CBBC Oct 2017 A	2016/08/25	2016/08/26
68221	HK Bank – HSI R Bull CBBC Aug 2017 H	2016/08/25	2016/08/26
68228	HK Bank – Tencent R Bull CBBC Aug 2017 H	2016/08/25	2016/08/26
68233	Goldman Sachs SP (Asia) – HSI R Bull CBBC Jan 2018 A	2016/08/25	2016/08/26
68234	BNP Paribas Arbit Issu B.V. – HSI R Bull CBBC Dec 2017 A	2016/08/25	2016/08/26
68235	BNP Paribas Arbit Issu B.V. – HSI R Bull CBBC Nov 2017 A	2016/08/25	2016/08/26
68238	J P Morgan SP BV – HSI R Bull CBBC Oct 2017 J	2016/08/25	2016/08/26
66777	HK Bank – Lenovo R Bull CBBC Aug 2017 C	2016/08/25	2016/08/26
68250	J P Morgan SP BV – Ping An R Bull CBBC Dec 2017 A	2016/08/25	2016/08/26
68116	HK Bank – A50 R Bull CBBC Aug 2017 A	2016/08/25	2016/08/26
68280	Credit Suisse AG – HSI R Bull CBBC Nov 2017 S	2016/08/25	2016/08/26
68283	Credit Suisse AG – HSI R Bull CBBC Nov 2017 C	2016/08/25	2016/08/26
68298	Credit Suisse AG – Ping An R Bull CBBC Sep 2017 D	2016/08/25	2016/08/26
68307	Credit Suisse AG – HSI R Bull CBBC Dec 2017 Q	2016/08/25	2016/08/26
68317	UBS AG – HSI R Bull CBBC Nov 2017 R	2016/08/25	2016/08/26
68320	UBS AG – HSI R Bull CBBC Dec 2017 X	2016/08/25	2016/08/26
68321	UBS AG – HSI R Bull CBBC Sep 2017 Z	2016/08/25	2016/08/26
68332	J P Morgan SP BV – Tencent R Bull CBBC Jul 2017 H	2016/08/25	2016/08/26
68248	J P Morgan SP BV – HSI R Bull CBBC Jan 2018 U	2016/08/25	2016/08/26
68403	Credit Suisse AG – HSI R Bull CBBC Sep 2017 E	2016/08/26	2016/08/29
68650	HK Bank – Haitong Sec R Bull CBBC Aug 2016 B	2016/08/26	2016/08/30
63835	HK Bank – TCH R Bull CBBC Aug 2016 A	2016/08/26	2016/08/30
68422	J P Morgan SP BV – HSI R Bull CBBC Dec 2017 O	2016/08/26	2016/08/29
68411	Credit Suisse AG – HSI R Bear CBBC Jan 2017 L	2016/08/26	2016/08/29
68386	UBS AG – HSI R Bull CBBC Dec 2017 Y	2016/08/26	2016/08/29
68380	Haitong Int'l Sec – HSI R Bear CBBC Jan 2017 F	2016/08/26	2016/08/29
68336	SG Issuer – HSI R Bull CBBC Mar 2018 A	2016/08/26	2016/08/29
68333	Goldman Sachs SP (Asia) – HSI R Bull CBBC Jan 2018 B	2016/08/26	2016/08/29
68312	UBS AG – HSI R Bear CBBC Nov 2016 S	2016/08/26	2016/08/29
68271	Credit Suisse AG – HSI R Bear CBBC Dec 2016 Q	2016/08/26	2016/08/29
68211	J P Morgan SP BV – HSI R Bear CBBC Nov 2016 B	2016/08/26	2016/08/29
61068	HK Bank – China Shenhua R Bear CBBC Aug 2016 A	2016/08/26	2016/08/30
63876	HK Bank – A50 R Bull CBBC Aug 2016 A	2016/08/26	2016/08/30
62038	Macquarie Bank Ltd. – HSI R Bull CBBC Aug 2016 C	2016/08/29	2016/08/31
68444	SG Issuer – HSI R Bear CBBC Feb 2017 R	2016/08/29	2016/08/30
68449	UBS AG – HSI R Bull CBBC Dec 2017 Z	2016/08/29	2016/08/30
60332	J P Morgan SP BV – HSI R Bull CBBC Aug 2016 E	2016/08/29	2016/08/30
68457	Goldman Sachs SP (Asia) – HSI R Bull CBBC Jan 2018 C	2016/08/29	2016/08/30
68461	J P Morgan SP BV – HKEX R Bull CBBC Nov 2017 D	2016/08/29	2016/08/30
61338	HK Bank – HSCEI R Bear CBBC Aug 2016 F	2016/08/29	2016/08/31
68441	Credit Suisse AG – HSI R Bear CBBC Nov 2016 Y	2016/08/29	2016/08/30
65887	Goldman Sachs SP (Asia) – HSI R Bear CBBC Aug 2016 F	2016/08/29	2016/08/31
68432	SG Issuer – HSI R Bull CBBC Mar 2018 C	2016/08/29	2016/08/30
67754	HK Bank – HSCEI R Bear CBBC Aug 2016 E	2016/08/29	2016/08/31
66851	HK Bank – HSI R Bear CBBC Aug 2016 G	2016/08/29	2016/08/31
65888	Goldman Sachs SP (Asia) – HSI R Bear CBBC Aug 2016 G	2016/08/29	2016/08/31
67593	SGA Societe Generale Acceptance N.V.-HSI R Bull CBBC Aug16 I	2016/08/29	2016/08/31
67569	SGA Societe Generale Acceptance N.V.-HSI R Bull CBBC Aug16 H	2016/08/29	2016/08/31
68469	J P Morgan SP BV – HSI R Bull CBBC Nov 2017 C	2016/08/29	2016/08/30

List of expired CBBC, 2016 (continued)

Code	CBBC	Last trading date	Delisted date
68453	UBS AG – HSI R Bear CBBC Feb 2017 A	2016/08/29	2016/08/30
65831	Macquarie Bank Ltd. – HSI R Bear CBBC Aug 2016 K	2016/08/29	2016/08/31
61879	HK Bank – HSI R Bear CBBC Aug 2016 A	2016/08/29	2016/08/31
65623	UBS AG – HSI R Bear CBBC Aug 2016 U	2016/08/29	2016/08/31
65829	Macquarie Bank Ltd. – HSI R Bear CBBC Aug 2016 J	2016/08/29	2016/08/31
62971	HK Bank – HSCEI R Bear CBBC Aug 2016 A	2016/08/29	2016/08/31
67975	SG Issuer – CMob R Bull CBBC Dec 2017 A	2016/08/29	2016/08/30
68440	Credit Suisse AG – HSI R Bull CBBC Dec 2017 R	2016/08/29	2016/08/30
64004	BNP Paribas Arbit Issu B.V. – HSCEI R Bear CBBC Aug 2016 A	2016/08/29	2016/08/31
68416	SG Issuer – HSI R Bull CBBC Mar 2018 B	2016/08/29	2016/08/30
67905	J P Morgan SP BV – CSOP A50 ETF R Bull CBBC Oct 2017 A	2016/08/29	2016/08/30
63313	UBS AG – HSI R Bull CBBC Aug 2016 N	2016/08/29	2016/08/31
67895	J P Morgan SP BV – A50 China R Bull CBBC Nov 2017 A	2016/08/29	2016/08/30
68428	BNP Paribas Arbit Issu B.V. – HSI R Bull CBBC Dec 2017 B	2016/08/29	2016/08/30
68431	BNP Paribas Arbit Issu B.V. – HSI R Bull CBBC Nov 2017 B	2016/08/29	2016/08/30
68436	BNP Paribas Arbit Issu B.V. – HSI R Bear CBBC Mar 2017 E	2016/08/29	2016/08/30
64566	HK Bank – HSCEI R Bear CBBC Aug 2016 G	2016/08/29	2016/08/31
65709	HK Bank – HSI R Bear CBBC Aug 2016 C	2016/08/29	2016/08/31
65285	UBS AG – HSI R Bear CBBC Aug 2016 L	2016/08/29	2016/08/31
62353	SGA Societe Generale Acceptance NV -HSCEI R Bull CBBC Aug16A	2016/08/29	2016/08/31
65307	UBS AG – HSI R Bear CBBC Aug 2016 N	2016/08/29	2016/08/31
65609	UBS AG – HSI R Bull CBBC Aug 2016 D	2016/08/29	2016/08/31
65718	HK Bank – HSCEI R Bear CBBC Aug 2016 B	2016/08/29	2016/08/31
65587	HK Bank – HSCEI R Bear CBBC Aug 2016 H	2016/08/29	2016/08/31
65719	HK Bank – HSCEI R Bear CBBC Aug 2016 C	2016/08/29	2016/08/31
60157	HK Bank – HSI R Bear CBBC Aug 2016 D	2016/08/29	2016/08/31
64352	BNP Paribas Arbit Issu B.V. – HSCEI R Bear CBBC Aug 2016 C	2016/08/29	2016/08/31
68548	J P Morgan SP BV – HSI R Bull CBBC Nov 2017 F	2016/08/30	2016/08/31
68066	UBS AG – HSI R Bear CBBC Nov 2016 Q	2016/08/30	2016/08/31
66317	J P Morgan SP BV – HSBC R Bear CBBC May 2017 A	2016/08/30	2016/08/31
68549	J P Morgan SP BV – Ping An R Bull CBBC Sep 2017 D	2016/08/30	2016/08/31
68521	SG Issuer – HSI R Bear CBBC Feb 2017 S	2016/08/30	2016/08/31
68520	SG Issuer – HSI R Bull CBBC Mar 2018 D	2016/08/30	2016/08/31
68507	UBS AG – HSI R Bull CBBC Nov 2017 V	2016/08/30	2016/08/31
68506	Credit Suisse AG – HSI R Bear CBBC Nov 2016 Z	2016/08/30	2016/08/31
68505	Credit Suisse AG – HSI R Bull CBBC Nov 2017 D	2016/08/30	2016/08/31
68550	J P Morgan SP BV – HSI R Bear CBBC Dec 2016 G	2016/08/30	2016/08/31
68458	J P Morgan SP BV – HSI R Bear CBBC Dec 2016 F	2016/08/30	2016/08/31
68135	Credit Suisse AG – HSI R Bear CBBC Nov 2016 X	2016/08/30	2016/08/31
68443	Goldman Sachs SP (Asia) – HSI R Bear CBBC Nov 2016 G	2016/08/30	2016/08/31
68390	UBS AG – HSI R Bear CBBC Jan 2017 J	2016/08/30	2016/08/31
68482	HK Bank – HSI R Bear CBBC Mar 2017 M	2016/08/30	2016/08/31
66436	Bank of East Asia – HSBC Holdings R Bear CBBC Feb 2017 A	2016/08/31	2016/09/01
68604	J P Morgan SP BV – HSI R Bear CBBC Dec 2016 I	2016/08/31	2016/09/01
68572	UBS AG – HSI R Bear CBBC Jan 2017 H	2016/08/31	2016/09/01
68553	Credit Suisse AG – HSI R Bull CBBC Oct 2017 B	2016/08/31	2016/09/01
68590	Goldman Sachs SP (Asia) – HSI R Bear CBBC Dec 2016 N	2016/08/31	2016/09/01
68567	UBS AG – HSI R Bull CBBC Oct 2017 W	2016/08/31	2016/09/01
68579	J P Morgan SP BV – HSI R Bull CBBC Oct 2017 O	2016/08/31	2016/09/01
68595	Goldman Sachs SP (Asia) – HSI R Bear CBBC Dec 2016 O	2016/08/31	2016/09/01
62573	UBS AG – HSBC R Bear CBBC Sep 2016 A	2016/08/31	2016/09/01
68566	BNP Paribas Arbit Issu B.V. – HSI R Bear CBBC Feb 2017 D	2016/08/31	2016/09/01
68565	Credit Suisse AG – HSI R Bear CBBC Dec 2016 G	2016/08/31	2016/09/01
68563	Credit Suisse AG – HSI R Bear CBBC Dec 2016 S	2016/08/31	2016/09/01
68585	SG Issuer – HSI R Bear CBBC Feb 2017 W	2016/08/31	2016/09/01
67733	SG Issuer – HSI R Bear CBBC Dec 2016 Q	2016/09/01	2016/09/02
68394	UBS AG – HSI R Bear CBBC Dec 2016 Q	2016/09/01	2016/09/02
68603	J P Morgan SP BV – HSI R Bear CBBC Dec 2016 H	2016/09/01	2016/09/02
68382	Haitong Int'l Sec – HSI R Bear CBBC Jan 2017 G	2016/09/01	2016/09/02
68275	Credit Suisse AG – HSI R Bear CBBC Dec 2016 R	2016/09/01	2016/09/02
68323	SG Issuer – HSI R Bear CBBC Feb 2017 O	2016/09/01	2016/09/02
68209	BNP Paribas Arbit Issu B.V. – HSI R Bear CBBC Mar 2017 B	2016/09/01	2016/09/02
68313	UBS AG – HSI R Bear CBBC Nov 2016 T	2016/09/01	2016/09/02
68212	J P Morgan SP BV – HSI R Bear CBBC Jan 2017 E	2016/09/01	2016/09/02
67739	HK Bank – BOCL R Bear CBBC Nov 2016 A	2016/09/01	2016/09/02
68208	Goldman Sachs SP (Asia) – HSI R Bear CBBC Nov 2016 E	2016/09/01	2016/09/02
68636	J P Morgan SP BV – HSI R Bear CBBC Dec 2016 K	2016/09/01	2016/09/02
68635	Goldman Sachs SP (Asia) – HSI R Bear CBBC Dec 2016 P	2016/09/01	2016/09/02
61247	J P Morgan SP BV – HSBC R Bear CBBC Jan 2017 A	2016/09/01	2016/09/02
68621	UBS AG – HSI R Bear CBBC Dec 2016 U	2016/09/01	2016/09/02
63916	HK Bank – CC Bank R Bear CBBC Apr 2017 B	2016/09/01	2016/09/02
68410	Credit Suisse AG – HSI R Bear CBBC Nov 2016 V	2016/09/01	2016/09/02
66160	Credit Suisse AG – HSBC R Bear CBBC Sep 2016 A	2016/09/01	2016/09/02
68347	HK Bank – HSI R Bear CBBC Apr 2017 G	2016/09/01	2016/09/02
68532	SG Issuer – HSBC R Bear CBBC Feb 2017 A	2016/09/01	2016/09/02
62969	HK Bank – CAM CSI300 R Bull CBBC Sep 2016 A	2016/09/02	2016/09/06
63259	BNP Paribas Arbit Issu B.V. – HSI R Bear CBBC Mar 2017 Q	2016/09/02	2016/09/05
65440	BNP Paribas Arbit Issu B.V. – HSI R Bear CBBC Feb 2017 K	2016/09/02	2016/09/05
64544	Macquarie Bank Ltd. – HSI R Bear CBBC Mar 2017 H	2016/09/02	2016/09/05
65690	J P Morgan SP BV – HSI R Bear CBBC Feb 2017 K	2016/09/02	2016/09/05
61667	HK Bank – CC Bank R Bear CBBC Sep 2016 A	2016/09/02	2016/09/06
68425	Goldman Sachs SP (Asia) – HSI R Bear CBBC Nov 2016 F	2016/09/02	2016/09/05
64688	Goldman Sachs SP (Asia) – HSI R Bear CBBC Dec 2016 E	2016/09/02	2016/09/05
68454	UBS AG – HSI R Bear CBBC Dec 2016 S	2016/09/02	2016/09/05
64737	Credit Suisse AG – HSI R Bear CBBC Nov 2016 D	2016/09/02	2016/09/05
68643	Credit Suisse AG – HSI R Bear CBBC Dec 2016 I	2016/09/02	2016/09/05
63581	UBS AG – HSI R Bear CBBC Feb 2017 K	2016/09/02	2016/09/05

List of expired CBBC, 2016 (continued)

Code	CBBC	Last trading date	Delisted date
68641	HK Bank – Tencent R Bear CBBC Apr 2017 E	2016/09/02	2016/09/05
68296	Credit Suisse AG – Ping An R Bear CBBC Mar 2017 A	2016/09/02	2016/09/05
64905	HK Bank – CC Bank R Bear CBBC Sep 2016 B	2016/09/02	2016/09/05
63776	J P Morgan SP BV – HSI R Bear CBBC Feb 2017 C	2016/09/02	2016/09/05
67135	UBS AG – HSI R Bear CBBC Dec 2016 K	2016/09/02	2016/09/05
68648	UBS AG – HSI R Bear CBBC Dec 2016 V	2016/09/02	2016/09/05
64797	HK Bank – TCH R Bull CBBC Sep 2016 B	2016/09/02	2016/09/06
64679	SG Issuer – HSI R Bear CBBC Oct 2016 H	2016/09/02	2016/09/05
65379	UBS AG – HSI R Bear CBBC Dec 2016 D	2016/09/02	2016/09/05
68477	HK Bank – HSCEI R Bear CBBC May 2017 B	2016/09/02	2016/09/05
62881	Credit Suisse AG – HSI R Bear CBBC Jan 2017 B	2016/09/02	2016/09/05
68653	J P Morgan SP BV – HSI R Bear CBBC Dec 2016 L	2016/09/02	2016/09/05
66374	Credit Suisse AG – HSI R Bear CBBC Dec 2016 T	2016/09/02	2016/09/05
65487	J P Morgan SP BV – HSI R Bear CBBC Dec 2016 C	2016/09/02	2016/09/05
65179	Haitong Int'l Sec – HSI R Bear CBBC Dec 2016 J	2016/09/02	2016/09/05
64389	SG Issuer – HSI R Bear CBBC Oct 2016 U	2016/09/02	2016/09/05
65520	UBS AG – HSI R Bear CBBC Sep 2016 D	2016/09/05	2016/09/06
66434	J P Morgan SP BV – HSI R Bear CBBC Feb 2017 M	2016/09/05	2016/09/06
65358	J P Morgan SP BV – HSI R Bear CBBC Dec 2016 B	2016/09/05	2016/09/06
68219	HK Bank – Tencent R Bear CBBC Feb 2017 E	2016/09/05	2016/09/06
67222	J P Morgan SP BV – HSI R Bear CBBC Jan 2017 Q	2016/09/05	2016/09/06
65441	BNP Paribas Arbit Issu B.V. – HSI R Bear CBBC Mar 2017 H	2016/09/05	2016/09/06
68007	HK Bank – HSI R Bear CBBC Oct 2017 C	2016/09/05	2016/09/06
65474	HK Bank – HSI R Bear CBBC Sep 2017 A	2016/09/05	2016/09/06
67749	SG Issuer – Tencent R Bear CBBC May 2017 A	2016/09/05	2016/09/06
65400	Credit Suisse AG – HSI R Bear CBBC Mar 2017 B	2016/09/05	2016/09/06
65393	UBS AG – Tencent R Bear CBBC Apr 2017 C	2016/09/05	2016/09/06
65384	UBS AG – HSI R Bear CBBC Jan 2017 U	2016/09/05	2016/09/06
64784	UBS AG – HSI R Bear CBBC Dec 2016 A	2016/09/05	2016/09/06
65248	Credit Suisse AG – HSI R Bear CBBC Oct 2016 A	2016/09/05	2016/09/06
67916	Haitong Int'l Sec – HSI R Bear CBBC Jan 2017 C	2016/09/05	2016/09/06
67962	SG Issuer – CCB R Bear CBBC Apr 2017 A	2016/09/05	2016/09/06
67986	SG Issuer – HSI R Bear CBBC Dec 2016 R	2016/09/05	2016/09/06
66369	Credit Suisse AG – HSI R Bear CBBC Nov 2016 P	2016/09/05	2016/09/06
67324	Credit Suisse AG – HSBC R Bear CBBC Feb 2017 A	2016/09/05	2016/09/06
68009	HK Bank – HSI R Bear CBBC Feb 2017 M	2016/09/05	2016/09/06
68041	Credit Suisse AG – Tencent R Bear CBBC Apr 2017 A	2016/09/05	2016/09/06
67115	SG Issuer – Ping An R Bear CBBC Apr 2017 A	2016/09/05	2016/09/06
68162	SG Issuer – HSI R Bear CBBC Feb 2017 E	2016/09/05	2016/09/06
67373	J P Morgan SP BV – HSI R Bear CBBC Jan 2017 T	2016/09/05	2016/09/06
68165	SG Issuer – HSI R Bear CBBC Feb 2017 F	2016/09/05	2016/09/06
65584	J P Morgan SP BV – Tencent R Bear CBBC Mar 2017 C	2016/09/05	2016/09/06
64723	Credit Suisse AG – HSI R Bear CBBC Dec 2016 L	2016/09/05	2016/09/06
64690	Goldman Sachs SP (Asia) – HSI R Bear CBBC Dec 2016 F	2016/09/05	2016/09/06
68398	UBS AG – HSI R Bear CBBC Dec 2016 R	2016/09/05	2016/09/06
68676	BNP Paribas Arbit Issu B.V. – HSI R Bear CBBC Mar 2017 K	2016/09/05	2016/09/06
64222	SG Issuer – HSI R Bear CBBC Nov 2016 H	2016/09/05	2016/09/06
64468	J P Morgan SP BV – HSI R Bear CBBC Feb 2017 H	2016/09/05	2016/09/06
64223	SG Issuer – HSI R Bear CBBC Nov 2016 I	2016/09/05	2016/09/06
68475	HK Bank – Sands China R Bear CBBC Apr 2017 E	2016/09/05	2016/09/06
67016	Haitong Int'l Sec – HSI R Bear CBBC Feb 2017 I	2016/09/05	2016/09/06
68470	HK Bank – HKEX R Bear CBBC Mar 2017 B	2016/09/05	2016/09/06
69766	HK Bank – HSI R Bear CBBC Oct 2016 F	2016/09/05	2016/09/06
62317	J P Morgan SP BV – Tencent R Bear CBBC Apr 2017 D	2016/09/05	2016/09/06
68679	Credit Suisse AG – HSI R Bear CBBC Dec 2016 Z	2016/09/05	2016/09/06
64683	SG Issuer – HSI R Bear CBBC Oct 2016 P	2016/09/05	2016/09/06
62691	BNP Paribas Arbit Issu B.V. – HSI R Bear CBBC Feb 2017 V	2016/09/05	2016/09/06
68683	SG Issuer – HSI R Bear CBBC Feb 2017 Y	2016/09/05	2016/09/06
66947	J P Morgan SP BV – HSI R Bear CBBC Jan 2017 P	2016/09/05	2016/09/06
64340	UBS AG – HSI R Bear CBBC Feb 2017 L	2016/09/05	2016/09/06
64335	HK Bank – HSI R Bear CBBC Mar 2017 C	2016/09/05	2016/09/06
68803	HK Bank – Ping An R Bear CBBC Nov 2016 C	2016/09/05	2016/09/06
64390	SG Issuer – HSI R Bear CBBC Oct 2016 W	2016/09/05	2016/09/06
64392	SG Issuer – HSI R Bear CBBC Oct 2016 D	2016/09/05	2016/09/06
64865	UBS AG – HSI R Bear CBBC Oct 2016 M	2016/09/05	2016/09/06
62779	Credit Suisse AG – HSCEI R Bear CBBC Nov 2016 A	2016/09/05	2016/09/06
66904	UBS AG – HSI R Bear CBBC Nov 2016 L	2016/09/05	2016/09/06
62671	SG Issuer – HSI R Bear CBBC Nov 2016 X	2016/09/05	2016/09/06
68509	UBS AG – HSI R Bear CBBC Nov 2016 W	2016/09/05	2016/09/06
68619	UBS AG – HSI R Bear CBBC Dec 2016 T	2016/09/05	2016/09/06
66637	Credit Suisse AG – HSI R Bear CBBC Dec 2016 V	2016/09/05	2016/09/06
68325	Goldman Sachs SP (Asia) – HSI R Bear CBBC Jan 2017 E	2016/09/05	2016/09/06
63262	BNP Paribas Arbit Issu B.V. – HSI R Bear CBBC Feb 2017 Y	2016/09/05	2016/09/06
68596	J P Morgan SP BV – HKEX R Bear CBBC Jul 2017 A	2016/09/05	2016/09/06
66630	Credit Suisse AG – HSI R Bear CBBC Dec 2016 U	2016/09/05	2016/09/06
66726	Bank of East Asia – HSBC Holdings R Bear CBBC Feb 2017 B	2016/09/05	2016/09/06
64881	UBS AG – HSI R Bear CBBC Oct 2016 N	2016/09/05	2016/09/06
67074	Haitong Int'l Sec – HSCEI R Bear CBBC Dec 2016 A	2016/09/05	2016/09/06
64182	J P Morgan SP BV – HSI R Bear CBBC Feb 2017 F	2016/09/05	2016/09/06
66747	J P Morgan SP BV – HSI R Bear CBBC Jan 2017 O	2016/09/05	2016/09/06
65080	Goldman Sachs SP (Asia) – HSI R Bear CBBC Dec 2016 H	2016/09/05	2016/09/06
68385	Macquarie Bank Ltd. – HSI R Bear CBBC Mar 2017 L	2016/09/05	2016/09/06
63910	HK Bank – Tencent R Bear CBBC Jun 2017 A	2016/09/05	2016/09/06
68397	UBS AG – HSI R Bear CBBC Nov 2016 U	2016/09/05	2016/09/06
66647	Credit Suisse AG – HSI R Bear CBBC Dec 2016 W	2016/09/05	2016/09/06
68688	UBS AG – HSI R Bear CBBC Feb 2017 B	2016/09/05	2016/09/06
68511	Goldman Sachs SP (Asia) – HSI R Bear CBBC Dec 2016 M	2016/09/05	2016/09/06

List of expired CBBC, 2016 (continued)

Code	CBBC	Last trading date	Delisted date
66752	J P Morgan SP BV – Tencent R Bear CBBC May 2017 C	2016/09/06	2016/09/07
63901	HK Bank – Tencent R Bear CBBC Jul 2017 A	2016/09/06	2016/09/07
63709	Credit Suisse AG – HSI R Bear CBBC Jan 2017 C	2016/09/06	2016/09/07
64380	Macquarie Bank Ltd. – HSI R Bear CBBC Mar 2017 E	2016/09/06	2016/09/07
67876	J P Morgan SP BV – HSI R Bear CBBC Dec 2016 Z	2016/09/06	2016/09/07
64224	SG Issuer – HSI R Bear CBBC Nov 2016 J	2016/09/06	2016/09/07
64341	HK Bank – HSCEI R Bear CBBC Mar 2017 A	2016/09/06	2016/09/07
67018	Haitong Int'l Sec – HSI R Bear CBBC Feb 2017 J	2016/09/06	2016/09/07
68792	Haitong Int'l Sec – HSI R Bear CBBC Mar 2017 B	2016/09/06	2016/09/07
68767	UBS AG – HSI R Bear CBBC Jan 2017 L	2016/09/06	2016/09/07
68793	J P Morgan SP BV – HSI R Bear CBBC Dec 2016 M	2016/09/06	2016/09/07
68264	SG Issuer – Tencent R Bear CBBC Mar 2017 B	2016/09/06	2016/09/07
68259	SG Issuer – Tencent R Bear CBBC Feb 2017 E	2016/09/06	2016/09/07
67138	UBS AG – HSI R Bear CBBC Jan 2017 Y	2016/09/06	2016/09/07
68783	SG Issuer – HSI R Bear CBBC Jan 2017 G	2016/09/06	2016/09/07
64605	BNP Paribas Arbit Issu B.V. – HSI R Bear CBBC Mar 2017 X	2016/09/06	2016/09/07
68223	HK Bank – Tencent R Bear CBBC Mar 2017 A	2016/09/06	2016/09/07
68775	Credit Suisse AG – HSI R Bear CBBC Jan 2017 N	2016/09/06	2016/09/07
68216	HK Bank – HKEX R Bear CBBC Mar 2017 A	2016/09/06	2016/09/07
68754	Goldman Sachs SP (Asia) – HSI R Bear CBBC Jan 2017 F	2016/09/06	2016/09/07
68791	Haitong Int'l Sec – HSI R Bear CBBC Dec 2016 K	2016/09/06	2016/09/07
65022	HK Bank – TCH R Bear CBBC Apr 2017 A	2016/09/06	2016/09/07
64553	HK Bank – HS H-SH ETF R Bear CBBC Mar 2017 A	2016/09/06	2016/09/07
65107	Goldman Sachs SP (Asia) – HSI R Bear CBBC Dec 2016 I	2016/09/06	2016/09/07
64476	J P Morgan SP BV – HSCEI R Bear CBBC Dec 2016 B	2016/09/06	2016/09/07
67671	J P Morgan SP BV – HSI R Bear CBBC Nov 2016 Y	2016/09/06	2016/09/07
68741	SG Issuer – HKEX R Bear CBBC Apr 2017 A	2016/09/06	2016/09/07
68763	HK Bank – ABC R Bear CBBC Nov 2016 A	2016/09/06	2016/09/07
68095	SG Issuer – HSCEI R Bear CBBC Feb 2017 C	2016/09/06	2016/09/07
66905	UBS AG – HSI R Bear CBBC Feb 2017 S	2016/09/06	2016/09/07
67295	Credit Suisse AG – HSI R Bear CBBC Nov 2016 S	2016/09/06	2016/09/07
65787	HK Bank – HSI R Bear CBBC Apr 2017 A	2016/09/07	2016/09/08
64728	Credit Suisse AG – HSI R Bear CBBC Dec 2016 M	2016/09/07	2016/09/08
64911	Goldman Sachs SP (Asia) – HSI R Bear CBBC Dec 2016 G	2016/09/07	2016/09/08
68537	BNP Paribas Arbit Issu B.V. – HSCEI R Bear CBBC Mar 2017 D	2016/09/07	2016/09/08
68815	UBS AG – HSI R Bear CBBC Dec 2016 W	2016/09/07	2016/09/08
68807	BNP Paribas Arbit Issu B.V. – HSI R Bear CBBC Feb 2017 A	2016/09/07	2016/09/08
68417	SG Issuer – HSI R Bear CBBC Feb 2017 P	2016/09/07	2016/09/08
68814	Goldman Sachs SP (Asia) – HSI R Bear CBBC Jan 2017 G	2016/09/07	2016/09/08
68515	SG Issuer – China Life R Bear CBBC Apr 2017 A	2016/09/07	2016/09/08
68831	Credit Suisse AG – HSI R Bear CBBC Jan 2017 O	2016/09/07	2016/09/08
67412	Credit Suisse AG – HSCEI R Bear CBBC Dec 2016 A	2016/09/07	2016/09/08
65023	HK Bank – China Life R Bear CBBC Jan 2017 A	2016/09/07	2016/09/08
63400	HK Bank – ICBC R Bear CBBC Sep 2016 A	2016/09/07	2016/09/08
63781	J P Morgan SP BV – HSI R Bear CBBC Feb 2017 D	2016/09/07	2016/09/08
60967	HK Bank – HSI R Bear CBBC Nov 2016 A	2016/09/07	2016/09/08
62709	BNP Paribas Arbit Issu B.V. – HSI R Bear CBBC Feb 2017 W	2016/09/07	2016/09/08
67047	SG Issuer – HKEX R Bear CBBC Mar 2017 A	2016/09/07	2016/09/08
64227	SG Issuer – HSI R Bear CBBC Dec 2016 A	2016/09/07	2016/09/08
64483	UBS AG – HSI R Bear CBBC Feb 2017 M	2016/09/07	2016/09/08
65567	UBS AG – HSCEI R Bear CBBC Feb 2017 A	2016/09/07	2016/09/08
68759	HK Bank – Galaxy Ent R Bear CBBC Jul 2017 A	2016/09/08	2016/09/09
67379	J P Morgan SP BV – HSI R Bear CBBC Dec 2016 Y	2016/09/08	2016/09/09
65386	UBS AG – HSI R Bear CBBC Jan 2017 V	2016/09/08	2016/09/09
67919	Haitong Int'l Sec – HSI R Bear CBBC Jan 2017 D	2016/09/08	2016/09/09
68835	BNP Paribas Arbit Issu B.V. – HSI R Bear CBBC Mar 2017 I	2016/09/08	2016/09/09
68854	Credit Suisse AG – HSI R Bear CBBC Jan 2017 P	2016/09/08	2016/09/09
68853	Credit Suisse AG – HSI R Bear CBBC Dec 2016 A	2016/09/08	2016/09/09
67303	Credit Suisse AG – HSI R Bear CBBC Dec 2016 H	2016/09/08	2016/09/09
64129	J P Morgan SP BV – Sands China R Bear CBBC Nov 2016 A	2016/09/08	2016/09/09
65458	Credit Suisse AG – HSI R Bear CBBC Oct 2016 B	2016/09/08	2016/09/09
68839	Goldman Sachs SP (Asia) – HSI R Bear CBBC Dec 2017 A	2016/09/08	2016/09/09
65111	Goldman Sachs SP (Asia) – HSI R Bear CBBC Dec 2016 J	2016/09/08	2016/09/09
68906	J P Morgan SP BV – HSI R Bear CBBC Dec 2016 N	2016/09/08	2016/09/09
64393	SG Issuer – HSI R Bear CBBC Oct 2016 X	2016/09/08	2016/09/09
64883	UBS AG – HSI R Bear CBBC Dec 2016 B	2016/09/08	2016/09/09
66444	J P Morgan SP BV – HSI R Bear CBBC Jan 2017 N	2016/09/08	2016/09/09
65802	SG Issuer – HSI R Bear CBBC Nov 2016 T	2016/09/08	2016/09/09
68899	SG Issuer – HSI R Bear CBBC Jan 2017 H	2016/09/08	2016/09/09
68724	SG Issuer – Sands R Bear CBBC Feb 2017 A	2016/09/08	2016/09/09
66390	J P Morgan SP BV – Galaxy Ent R Bear CBBC Feb 2017 A	2016/09/08	2016/09/09
64606	BNP Paribas Arbit Issu B.V. – HSI R Bear CBBC Mar 2017 Y	2016/09/08	2016/09/09
68399	UBS AG – HSI R Bear CBBC Nov 2016 V	2016/09/08	2016/09/09
68890	UBS AG – HSI R Bear CBBC Jan 2017 M	2016/09/08	2016/09/09
68217	HK Bank – HKEX R Bear CBBC Jun 2017 D	2016/09/09	2016/09/12
67305	Credit Suisse AG – HSI R Bear CBBC Dec 2016 K	2016/09/09	2016/09/12
68620	UBS AG – HSI R Bear CBBC Mar 2017 D	2016/09/09	2016/09/12
64704	Credit Suisse AG – HSI R Bear CBBC Feb 2017 A	2016/09/09	2016/09/12
68183	SG Issuer – HSI R Bear CBBC Feb 2017 I	2016/09/09	2016/09/12
68181	SG Issuer – HSI R Bear CBBC Feb 2017 H	2016/09/09	2016/09/12
68171	SG Issuer – HSI R Bear CBBC Feb 2017 G	2016/09/09	2016/09/12
64888	UBS AG – HSI R Bear CBBC Jan 2017 S	2016/09/09	2016/09/12
66659	Credit Suisse AG – HSI R Bear CBBC Dec 2016 X	2016/09/09	2016/09/12
68186	SG Issuer – HSI R Bear CBBC Feb 2017 J	2016/09/09	2016/09/12
68601	J P Morgan SP BV – HKEX R Bear CBBC Apr 2017 B	2016/09/09	2016/09/12
66469	HK Bank – Galaxy Ent R Bear CBBC Jan 2017 B	2016/09/09	2016/09/12
68100	J P Morgan SP BV – HSI R Bear CBBC Jan 2017 Z	2016/09/09	2016/09/12

List of expired CBBC, 2016 (continued)

Code	CBBC	Last trading date	Delisted date
67394	UBS AG – HSI R Bear CBBC Jan 2017 Z	2016/09/09	2016/09/12
68003	HK Bank – HSI R Bear CBBC Mar 2017 L	2016/09/09	2016/09/12
68004	HK Bank – HSI R Bear CBBC Apr 2017 F	2016/09/09	2016/09/12
64694	UBS AG – HSI R Bear CBBC Sep 2016 A	2016/09/09	2016/09/12
68074	UBS AG – HSI R Bear CBBC Jan 2017 E	2016/09/09	2016/09/12
66791	SG Issuer – Galaxy R Bear CBBC May 2017 A	2016/09/09	2016/09/12
68748	SG Issuer – HKE X R Bear CBBC Apr 2017 B	2016/09/09	2016/09/12
62571	UBS AG – HKE X R Bull CBBC Sep 2016 D	2016/09/09	2016/09/13
68129	UBS AG – HSI R Bear CBBC Nov 2016 R	2016/09/09	2016/09/12
65805	SG Issuer – HSI R Bear CBBC Dec 2016 G	2016/09/09	2016/09/12
68383	Macquarie Bank Ltd. – HSI R Bear CBBC Mar 2017 K	2016/09/09	2016/09/12
67051	SG Issuer – HKE X R Bear CBBC Mar 2017 B	2016/09/09	2016/09/12
69066	J P Morgan SP BV – HSI R Bear CBBC Jan 2017 H	2016/09/09	2016/09/12
68800	HK Bank – Sands China R Bear CBBC Nov 2016 C	2016/09/09	2016/09/12
64228	SG Issuer – HSI R Bear CBBC Nov 2016 K	2016/09/09	2016/09/12
64684	SG Issuer – HSI R Bear CBBC Nov 2016 M	2016/09/09	2016/09/12
68293	Credit Suisse AG – Ping An R Bear CBBC Apr 2017 A	2016/09/09	2016/09/12
65804	SG Issuer – HSI R Bear CBBC Dec 2016 F	2016/09/09	2016/09/12
69025	Credit Suisse AG – HSI R Bear CBBC Jan 2017 R	2016/09/09	2016/09/12
66907	UBS AG – HSI R Bear CBBC Jan 2017 X	2016/09/09	2016/09/12
64613	BNP Paribas Arbit Issu B.V. – HSI R Bear CBBC Mar 2017 Z	2016/09/09	2016/09/12
69057	J P Morgan SP BV – HSI R Bear CBBC Dec 2016 O	2016/09/09	2016/09/12
69043	SG Issuer – HSI R Bear CBBC Jan 2017 J	2016/09/09	2016/09/12
69049	UBS AG – HSI R Bear CBBC Feb 2017 C	2016/09/09	2016/09/12
69048	UBS AG – HSI R Bear CBBC Jan 2017 N	2016/09/09	2016/09/12
68539	SG Issuer – Ping An R Bear CBBC Jun 2017 A	2016/09/09	2016/09/12
67383	J P Morgan SP BV – HSI R Bear CBBC Jan 2017 U	2016/09/09	2016/09/12
63264	BNP Paribas Arbit Issu B.V. – HSI R Bear CBBC Feb 2017 S	2016/09/09	2016/09/12
65361	J P Morgan SP BV – HSI R Bear CBBC Jan 2017 A	2016/09/09	2016/09/12
67270	BNP Paribas Arbit Issu B.V. – HSI R Bear CBBC Mar 2017 T	2016/09/09	2016/09/12
64071	UBS AG – CAM CSI300 R Bull CBBC Sep 2016 B	2016/09/09	2016/09/13
65442	BNP Paribas Arbit Issu B.V. – HSI R Bear CBBC Feb 2017 L	2016/09/09	2016/09/12
68249	J P Morgan SP BV – HSI R Bear CBBC Jan 2017 D	2016/09/09	2016/09/12
68487	SG Issuer – China Life R Bear CBBC Dec 2017 A	2016/09/09	2016/09/12
65572	BNP Paribas Arbit Issu B.V. – HSCEI R Bear CBBC Feb 2017 B	2016/09/09	2016/09/12
63919	HK Bank – HKE X R Bear CBBC Apr 2017 A	2016/09/09	2016/09/12
65679	Bank of East Asia – Sands China R Bear CBBC Jan 2017 A	2016/09/09	2016/09/12
68434	HK Bank – HSI R Bear CBBC Dec 2016 C	2016/09/09	2016/09/12
69017	Credit Suisse AG – HSI R Bear CBBC Dec 2016 B	2016/09/09	2016/09/12
69021	Credit Suisse AG – HSI R Bear CBBC Jan 2017 Q	2016/09/09	2016/09/12
68980	Haitong Int'l Sec – HSI R Bear CBBC Jan 2017 H	2016/09/09	2016/09/12
69024	Credit Suisse AG – HSI R Bear CBBC Dec 2016 C	2016/09/09	2016/09/12
64261	HK Bank – HKE X R Bear CBBC Jan 2017 A	2016/09/09	2016/09/12
66359	Credit Suisse AG – HSI R Bear CBBC Jan 2017 H	2016/09/09	2016/09/12
67514	SG Issuer – HSI R Bear CBBC Jan 2017 C	2016/09/09	2016/09/12
67523	Macquarie Bank Ltd. – HSI R Bear CBBC Mar 2017 J	2016/09/09	2016/09/12
67810	UBS AG – HSI R Bear CBBC Nov 2016 P	2016/09/09	2016/09/12
65242	Credit Suisse AG – HKE X R Bear CBBC Sep 2016 A	2016/09/09	2016/09/12
64806	J P Morgan SP BV – HSI R Bear CBBC Feb 2017 I	2016/09/09	2016/09/12
68982	Haitong Int'l Sec – HSI R Bear CBBC Jan 2017 I	2016/09/09	2016/09/12
61255	HK Bank – China Life R Bear CBBC Dec 2016 B	2016/09/09	2016/09/12
68881	Goldman Sachs SP (Asia) – HSI R Bear CBBC Mar 2017 A	2016/09/09	2016/09/12
68884	Goldman Sachs SP (Asia) – HSI R Bear CBBC Mar 2017 B	2016/09/09	2016/09/12
68146	J P Morgan SP BV – HKE X R Bear CBBC Aug 2017 A	2016/09/09	2016/09/12
66433	Bank of East Asia – HKE X R Bear CBBC Apr 2017 A	2016/09/09	2016/09/12
65920	SG Issuer – HKE X R Bear CBBC Nov 2016 A	2016/09/09	2016/09/12
65399	Credit Suisse AG – HSI R Bear CBBC Mar 2017 A	2016/09/09	2016/09/12
67921	Haitong Int'l Sec – HSI R Bear CBBC Jan 2017 E	2016/09/09	2016/09/12
65509	HK Bank – HSI R Bear CBBC Oct 2017 A	2016/09/09	2016/09/12
63268	HK Bank – HSCEI R Bear CBBC Feb 2017 A	2016/09/09	2016/09/12
62997	J P Morgan SP BV – China Life R Bear CBBC Jan 2017 A	2016/09/09	2016/09/12
64916	Goldman Sachs SP (Asia) – HSI R Bear CBBC Jan 2017 C	2016/09/09	2016/09/12
64921	Goldman Sachs SP (Asia) – HSI R Bear CBBC Jan 2017 D	2016/09/09	2016/09/12
68969	BNP Paribas Arbit Issu B.V. – HSI R Bear CBBC Mar 2017 F	2016/09/09	2016/09/12
68968	BNP Paribas Arbit Issu B.V. – HSI R Bear CBBC Feb 2017 O	2016/09/09	2016/09/12
67888	J P Morgan SP BV – HSI R Bear CBBC Dec 2016 E	2016/09/09	2016/09/12
68971	Goldman Sachs SP (Asia) – HSI R Bear CBBC Feb 2017 C	2016/09/09	2016/09/12
66707	HK Bank – China Life R Bear CBBC Sep 2016 A	2016/09/09	2016/09/13
67673	J P Morgan SP BV – HSI R Bear CBBC Jan 2017 V	2016/09/09	2016/09/12
67516	SG Issuer – HSI R Bear CBBC Jan 2017 D	2016/09/09	2016/09/12
65866	J P Morgan SP BV – HKE X R Bear CBBC Jan 2017 B	2016/09/09	2016/09/12
65387	UBS AG – HSI R Bear CBBC Feb 2017 O	2016/09/09	2016/09/12
67672	J P Morgan SP BV – HSI R Bear CBBC Nov 2016 Z	2016/09/09	2016/09/12
67812	UBS AG – HSI R Bear CBBC Dec 2016 M	2016/09/09	2016/09/12
69282	SG Issuer – HSI R Bull CBBC Jan 2018 R	2016/09/12	2016/09/13
63468	J P Morgan SP BV – Tencent R Bull CBBC Sep 2016 B	2016/09/12	2016/09/13
69252	Credit Suisse AG – HSI R Bull CBBC Dec 2017 V	2016/09/12	2016/09/13
69096	HK Bank – HSI R Bull CBBC Sep 2017 E	2016/09/12	2016/09/13
69093	HK Bank – HSI R Bull CBBC Aug 2017 J	2016/09/12	2016/09/13
69289	SG Issuer – HSI R Bull CBBC Jan 2018 S	2016/09/12	2016/09/13
69251	Credit Suisse AG – HSI R Bull CBBC Dec 2017 U	2016/09/12	2016/09/13
69082	BNP Paribas Arbit Issu B.V. – HSI R Bear CBBC Feb 2017 E	2016/09/12	2016/09/13
69197	Credit Suisse AG – HSI R Bear CBBC Dec 2016 D	2016/09/12	2016/09/13
69196	Goldman Sachs SP (Asia) – HSI R Bull CBBC Oct 2017 U	2016/09/12	2016/09/13
69130	BNP Paribas Arbit Issu B.V. – HSI R Bull CBBC Nov 2017 F	2016/09/12	2016/09/13
69179	Goldman Sachs SP (Asia) – HSI R Bull CBBC Oct 2017 T	2016/09/12	2016/09/13
69310	J P Morgan SP BV – HSBC R Bull CBBC Nov 2017 E	2016/09/12	2016/09/13

List of expired CBBC, 2016 (continued)

Code	CBBC	Last trading date	Delisted date
69131	BNP Paribas Arbit Issu B.V. – HSI R Bull CBBC Dec 2017 G	2016/09/12	2016/09/13
69091	BNP Paribas Arbit Issu B.V. – HSI R Bear CBBC Feb 2017 J	2016/09/12	2016/09/13
69185	J P Morgan SP BV – HSI R Bear CBBC Dec 2016 R	2016/09/12	2016/09/13
69311	J P Morgan SP BV – Tencent R Bull CBBC Oct 2017 A	2016/09/12	2016/09/13
69193	J P Morgan SP BV – HSI R Bull CBBC Oct 2017 G	2016/09/12	2016/09/13
69182	J P Morgan SP BV – HSI R Bear CBBC Dec 2016 P	2016/09/12	2016/09/13
69089	BNP Paribas Arbit Issu B.V. – HSI R Bear CBBC Mar 2017 C	2016/09/12	2016/09/13
69070	Goldman Sachs SP (Asia) – HSI R Bear CBBC Feb 2017 G	2016/09/12	2016/09/13
69127	BNP Paribas Arbit Issu B.V. – HSI R Bull CBBC Dec 2017 F	2016/09/12	2016/09/13
69258	UBS AG – HSI R Bear CBBC Dec 2016 X	2016/09/12	2016/09/13
69259	UBS AG – HSI R Bear CBBC Feb 2017 E	2016/09/12	2016/09/13
67117	J P Morgan SP BV – CSOP A50 ETF R Bear CBBC Sep 2016 A	2016/09/12	2016/09/13
69262	UBS AG – HSI R Bull CBBC Sep 2017 K	2016/09/12	2016/09/13
69272	UBS AG – HSI R Bull CBBC Nov 2017 J	2016/09/12	2016/09/13
69123	BNP Paribas Arbit Issu B.V. – HSI R Bull CBBC Nov 2017 E	2016/09/12	2016/09/13
69077	Haitong Int'l Sec – HSI R Bear CBBC Jan 2017 K	2016/09/12	2016/09/13
69275	UBS AG – HSI R Bull CBBC Oct 2017 P	2016/09/12	2016/09/13
69281	SG Issuer – HSI R Bull CBBC Mar 2018 Q	2016/09/12	2016/09/13
69068	Goldman Sachs SP (Asia) – HSI R Bear CBBC Feb 2017 F	2016/09/12	2016/09/13
69231	Credit Suisse AG – HSBC R Bull CBBC Nov 2017 B	2016/09/12	2016/09/13
69256	UBS AG – HSI R Bear CBBC Mar 2017 E	2016/09/12	2016/09/13
69253	Credit Suisse AG – HSI R Bull CBBC Dec 2017 W	2016/09/12	2016/09/13
69198	Credit Suisse AG – HSI R Bear CBBC Dec 2016 J	2016/09/12	2016/09/13
68324	J P Morgan SP BV – CSOP A50 ETF R Bear CBBC Sep 2016 B	2016/09/12	2016/09/13
69195	J P Morgan SP BV – HSI R Bull CBBC Dec 2017 O	2016/09/12	2016/09/13
69076	Haitong Int'l Sec – HSI R Bear CBBC Jan 2017 J	2016/09/12	2016/09/13
69484	J P Morgan SP BV – Tencent R Bull CBBC Dec 2017 A	2016/09/13	2016/09/14
69250	Credit Suisse AG – HSI R Bull CBBC Dec 2017 T	2016/09/13	2016/09/14
69034	Credit Suisse AG – HSI R Bull CBBC Oct 2017 H	2016/09/13	2016/09/14
69261	UBS AG – HSI R Bear CBBC Dec 2016 Y	2016/09/13	2016/09/14
69062	J P Morgan SP BV – HSI R Bull CBBC Oct 2017 E	2016/09/13	2016/09/14
69279	UBS AG – HSI R Bull CBBC Dec 2017 E	2016/09/13	2016/09/14
69419	UBS AG – HSI R Bull CBBC Nov 2017 B	2016/09/13	2016/09/14
69339	Credit Suisse AG – HSCEI R Bull CBBC Nov 2017 B	2016/09/13	2016/09/14
69385	Credit Suisse AG – HSI R Bull CBBC Nov 2017 C	2016/09/13	2016/09/14
69341	Credit Suisse AG – HSI R Bear CBBC Dec 2016 P	2016/09/13	2016/09/14
69321	HK Bank – Tencent R Bull CBBC Jul 2017 J	2016/09/13	2016/09/14
69364	Credit Suisse AG – Tencent R Bull CBBC Sep 2017 A	2016/09/13	2016/09/14
69475	J P Morgan SP BV – HSI R Bull CBBC Oct 2017 R	2016/09/13	2016/09/14
69437	SG Issuer – HSI R Bull CBBC Mar 2018 T	2016/09/13	2016/09/14
69427	SG Issuer – HSI R Bull CBBC Mar 2018 S	2016/09/13	2016/09/14
69052	UBS AG – HSI R Bull CBBC Oct 2017 B	2016/09/13	2016/09/14
69330	BNP Paribas Arbit Issu B.V. – HSI R Bull CBBC Nov 2017 G	2016/09/13	2016/09/14
69383	Credit Suisse AG – HSI R Bull CBBC Nov 2017 Q	2016/09/13	2016/09/14
69056	Goldman Sachs SP (Asia) – HSI R Bull CBBC Feb 2018 B	2016/09/13	2016/09/14
68738	SG Issuer – CP&CC R Bull CBBC Aug 2017 A	2016/09/13	2016/09/14
69417	UBS AG – HSI R Bull CBBC Sep 2017 J	2016/09/13	2016/09/14
69386	Credit Suisse AG – HSI R Bull CBBC Nov 2017 S	2016/09/13	2016/09/14
69387	Credit Suisse AG – HSI R Bull CBBC Nov 2017 D	2016/09/13	2016/09/14
69388	Goldman Sachs SP (Asia) – HSI R Bull CBBC Oct 2017 V	2016/09/13	2016/09/14
69389	Goldman Sachs SP (Asia) – HSI R Bull CBBC Jan 2018 D	2016/09/13	2016/09/14
69416	UBS AG – HSI R Bull CBBC Sep 2017 N	2016/09/13	2016/09/14
69102	HK Bank – HSCEI R Bull CBBC Jun 2017 B	2016/09/13	2016/09/14
69165	SG Issuer – Ping An R Bull CBBC Nov 2017 C	2016/09/13	2016/09/14
69414	UBS AG – HSI R Bull CBBC Dec 2017 I	2016/09/13	2016/09/14
69426	SG Issuer – HSI R Bull CBBC Mar 2018 R	2016/09/13	2016/09/14
69470	J P Morgan SP BV – HSI R Bull CBBC Feb 2018 E	2016/09/13	2016/09/14
69039	SG Issuer – HSI R Bull CBBC Mar 2018 O	2016/09/13	2016/09/14
69327	HK Bank – Tencent R Bull CBBC Aug 2017 I	2016/09/13	2016/09/14
69473	J P Morgan SP BV – HSI R Bull CBBC Jan 2018 V	2016/09/13	2016/09/14
69003	BNP Paribas Arbit Issu B.V. – HSI R Bull CBBC Dec 2017 E	2016/09/13	2016/09/14
69462	J P Morgan SP BV – HSI R Bear CBBC Dec 2016 T	2016/09/13	2016/09/14
69329	Macquarie Bank Ltd. – HSI R Bull CBBC Apr 2017 G	2016/09/13	2016/09/14
69458	SG Issuer – Tencent R Bull CBBC Nov 2017 C	2016/09/13	2016/09/14
69439	SG Issuer – HSI R Bull CBBC Mar 2018 U	2016/09/13	2016/09/14
69042	SG Issuer – HSI R Bull CBBC Mar 2018 P	2016/09/13	2016/09/14
69511	HK Bank – Lenovo R Bull CBBC Aug 2017 E	2016/09/14	2016/09/15
68898	SG Issuer – HSI R Bull CBBC Mar 2018 M	2016/09/14	2016/09/15
69582	J P Morgan SP BV – HSI R Bull CBBC Jan 2018 W	2016/09/14	2016/09/15
68934	J P Morgan SP BV – HSI R Bull CBBC Nov 2017 R	2016/09/14	2016/09/15
68887	Goldman Sachs SP (Asia) – HSI R Bull CBBC Feb 2018 A	2016/09/14	2016/09/15
69549	Credit Suisse AG – HSI R Bull CBBC Oct 2017 J	2016/09/14	2016/09/15
69554	Credit Suisse AG – HSI R Bull CBBC Oct 2017 K	2016/09/14	2016/09/15
69535	UBS AG – HSI R Bull CBBC Sep 2017 Q	2016/09/14	2016/09/15
69589	J P Morgan SP BV – A50 China R Bull CBBC Dec 2017 A	2016/09/14	2016/09/15
69530	UBS AG – HSI R Bull CBBC Nov 2017 P	2016/09/14	2016/09/15
69599	J P Morgan SP BV – Ping An R Bull CBBC Dec 2017 C	2016/09/14	2016/09/15
68891	UBS AG – HSI R Bull CBBC Nov 2017 K	2016/09/14	2016/09/15
68847	Credit Suisse AG – HSBC R Bull CBBC Dec 2017 B	2016/09/14	2016/09/15
69578	SG Issuer – HSI R Bull CBBC Mar 2018 W	2016/09/14	2016/09/15
68717	J P Morgan SP BV – HSBC R Bear CBBC Sep 2016 A	2016/09/14	2016/09/19
69518	UBS AG – HSI R Bull CBBC Oct 2017 W	2016/09/14	2016/09/15
67665	J P Morgan SP BV – Tencent R Bull CBBC Sep 2016 A	2016/09/14	2016/09/19
69546	Credit Suisse AG – HSI R Bull CBBC Oct 2017 I	2016/09/14	2016/09/15
69559	Credit Suisse AG – Ping An R Bull CBBC Nov 2017 A	2016/09/14	2016/09/15
69517	Goldman Sachs SP (Asia) – HSI R Bull CBBC Oct 2017 W	2016/09/14	2016/09/15
68873	Credit Suisse AG – HSI R Bull CBBC Dec 2017 S	2016/09/14	2016/09/15

List of expired CBBC, 2016 (continued)

Code	CBBC	Last trading date	Delisted date
69575	SG Issuer – HSI R Bull CBBC Mar 2018 V	2016/09/14	2016/09/15
69616	J P Morgan SP BV – HSI R Bull CBBC Oct 2017 S	2016/09/14	2016/09/15
69579	SG Issuer – HSI R Bull CBBC Mar 2018 X	2016/09/14	2016/09/15
69479	J P Morgan SP BV – Ping An R Bull CBBC Nov 2017 B	2016/09/14	2016/09/15
62014	BNP Paribas Arbit Issu B.V. – HSI R Bull CBBC Dec 2016 X	2016/09/15	2016/09/19
60592	BNP Paribas Arbit Issu B.V. – HSI R Bull CBBC Dec 2016 T	2016/09/15	2016/09/19
69607	BNP Paribas Arbit Issu B.V. – HSI R Bull CBBC Nov 2016 G	2016/09/15	2016/09/19
60593	BNP Paribas Arbit Issu B.V. – HSI R Bull CBBC Dec 2016 V	2016/09/15	2016/09/19
60594	BNP Paribas Arbit Issu B.V. – HSI R Bull CBBC Nov 2016 V	2016/09/15	2016/09/19
67700	HK Bank – CSOP A50 ETF R Bull CBBC Jun 2017 A	2016/09/15	2016/09/19
69642	SG Issuer – HSI R Bull CBBC Mar 2018 Z	2016/09/15	2016/09/19
69697	Credit Suisse AG – HSI R Bull CBBC Dec 2017 X	2016/09/15	2016/09/19
69614	BNP Paribas Arbit Issu B.V. – HSI R Bull CBBC Dec 2016 J	2016/09/15	2016/09/19
68092	BNP Paribas Arbit Issu B.V. – HSI R Bull CBBC Nov 2016 R	2016/09/15	2016/09/19
63408	HK Bank – Sinopec Corp R Bull CBBC Jul 2017 B	2016/09/15	2016/09/19
69622	BNP Paribas Arbit Issu B.V. – HSI R Bull CBBC Nov 2016 L	2016/09/15	2016/09/19
69625	BNP Paribas Arbit Issu B.V. – HSCEI R Bull CBBC Nov 2016 M	2016/09/15	2016/09/19
63050	BNP Paribas Arbit Issu B.V. – HSI R Bull CBBC Dec 2016 M	2016/09/15	2016/09/19
68130	BNP Paribas Arbit Issu B.V. – HSCEI R Bull CBBC Nov 2016 L	2016/09/15	2016/09/19
68632	BNP Paribas Arbit Issu B.V. – HSI R Bull CBBC Nov 2016 O	2016/09/15	2016/09/19
69652	Goldman Sachs SP (Asia) – HSI R Bull CBBC Oct 2017 Y	2016/09/15	2016/09/19
68136	BNP Paribas Arbit Issu B.V. – HSCEI R Bull CBBC Dec 2016 M	2016/09/15	2016/09/19
69650	Goldman Sachs SP (Asia) – HSI R Bull CBBC Oct 2017 X	2016/09/15	2016/09/19
69641	SG Issuer – HSI R Bull CBBC Mar 2018 Y	2016/09/15	2016/09/19
62173	BNP Paribas Arbit Issu B.V. – HSI R Bull CBBC Nov 2016 K	2016/09/15	2016/09/19
62277	BNP Paribas Arbit Issu B.V. – HSI R Bull CBBC Nov 2016 I	2016/09/15	2016/09/19
60590	BNP Paribas Arbit Issu B.V. – HSI R Bull CBBC Dec 2016 G	2016/09/15	2016/09/19
69636	BNP Paribas Arbit Issu B.V. – HSCEI R Bull CBBC Nov 2017 A	2016/09/15	2016/09/19
69618	BNP Paribas Arbit Issu B.V. – HSI R Bull CBBC Nov 2017 H	2016/09/15	2016/09/19
62869	BNP Paribas Arbit Issu B.V. – HSI R Bull CBBC Nov 2016 Y	2016/09/15	2016/09/19
67078	HK Bank – ABC R Bear CBBC Sep 2016 A	2016/09/15	2016/09/20
67071	HK Bank – BOCL R Bear CBBC Sep 2016 A	2016/09/15	2016/09/20
68607	BNP Paribas Arbit Issu B.V. – HSI R Bull CBBC Dec 2016 R	2016/09/15	2016/09/19
60210	BNP Paribas Arbit Issu B.V. – HSI R Bull CBBC Nov 2016 A	2016/09/15	2016/09/19
60613	BNP Paribas Arbit Issu B.V. – HSCEI R Bull CBBC Nov 2016 O	2016/09/15	2016/09/19
60222	BNP Paribas Arbit Issu B.V. – HSCEI R Bull CBBC Dec 2016 N	2016/09/15	2016/09/19
69682	J P Morgan SP BV – HSI R Bull CBBC Jan 2018 X	2016/09/15	2016/09/19
60221	BNP Paribas Arbit Issu B.V. – HSCEI R Bull CBBC Nov 2016 N	2016/09/15	2016/09/19
69681	J P Morgan SP BV – HSI R Bull CBBC Feb 2018 F	2016/09/15	2016/09/19
69609	BNP Paribas Arbit Issu B.V. – HSI R Bull CBBC Dec 2016 O	2016/09/15	2016/09/19
69611	BNP Paribas Arbit Issu B.V. – HSI R Bull CBBC Dec 2016 Y	2016/09/15	2016/09/19
69679	J P Morgan SP BV – HSI R Bull CBBC Oct 2017 T	2016/09/15	2016/09/19
69678	J P Morgan SP BV – Tencent R Bull CBBC Sep 2017 D	2016/09/15	2016/09/19
68084	BNP Paribas Arbit Issu B.V. – HSI R Bull CBBC Nov 2016 J	2016/09/15	2016/09/19
60209	BNP Paribas Arbit Issu B.V. – HSI R Bull CBBC Nov 2016 Z	2016/09/15	2016/09/19
62135	BNP Paribas Arbit Issu B.V. – HSI R Bull CBBC Nov 2016 D	2016/09/15	2016/09/19
69662	UBS AG – HSI R Bull CBBC Sep 2017 Y	2016/09/15	2016/09/19
69667	UBS AG – HSI R Bull CBBC Dec 2017 N	2016/09/15	2016/09/19
69672	BNP Paribas Arbit Issu B.V. – HSI R Bull CBBC Nov 2017 I	2016/09/15	2016/09/19
62136	BNP Paribas Arbit Issu B.V. – HSI R Bull CBBC Dec 2016 S	2016/09/15	2016/09/19
62807	BNP Paribas Arbit Issu B.V. – HSI R Bull CBBC Nov 2016 F	2016/09/15	2016/09/19
60205	BNP Paribas Arbit Issu B.V. – HSI R Bull CBBC Dec 2016 U	2016/09/15	2016/09/19
60207	BNP Paribas Arbit Issu B.V. – HSI R Bull CBBC Dec 2016 A	2016/09/15	2016/09/19
69676	J P Morgan SP BV – CSOP A50 ETF R Bull CBBC Jan 2018 A	2016/09/15	2016/09/19
60208	BNP Paribas Arbit Issu B.V. – HSI R Bull CBBC Nov 2016 T	2016/09/15	2016/09/19
69815	Macquarie Bank Ltd. – HSI R Bull CBBC Apr 2017 I	2016/09/19	2016/09/20
69744	HK Bank – HSCEI R Bull CBBC Oct 2017 A	2016/09/19	2016/09/20
69699	Haitong Int'l Sec – HSI R Bull CBBC Nov 2017 F	2016/09/19	2016/09/20
69701	Haitong Int'l Sec – HSI R Bull CBBC Nov 2017 G	2016/09/19	2016/09/20
69814	Macquarie Bank Ltd. – HSI R Bull CBBC Apr 2017 H	2016/09/19	2016/09/20
69743	HK Bank – HSI R Bull CBBC Jun 2017 K	2016/09/19	2016/09/20
60026	UBS AG – HSCEI R Bull CBBC Sep 2017 E	2016/09/19	2016/09/20
69784	BNP Paribas Arbit Issu B.V. – HSI R Bull CBBC Dec 2017 H	2016/09/19	2016/09/20
69892	Goldman Sachs SP (Asia) – HSI R Bull CBBC Oct 2017 Z	2016/09/19	2016/09/20
60022	UBS AG – HSI R Bull CBBC Sep 2017 O	2016/09/19	2016/09/20
69785	BNP Paribas Arbit Issu B.V. – HSI R Bull CBBC Nov 2017 J	2016/09/19	2016/09/20
69972	Credit Suisse AG – HSI R Bull CBBC Oct 2017 N	2016/09/19	2016/09/20
69758	HK Bank – A50 R Bull CBBC Jun 2017 A	2016/09/19	2016/09/20
60059	J P Morgan SP BV – HSI R Bull CBBC Feb 2018 G	2016/09/19	2016/09/20
60024	UBS AG – HSI R Bull CBBC Nov 2017 O	2016/09/19	2016/09/20
60028	SG Issuer – HSI R Bull CBBC Mar 2018 F	2016/09/19	2016/09/20
69968	Credit Suisse AG – HSI R Bull CBBC Oct 2017 M	2016/09/19	2016/09/20
69751	HK Bank – HKEX R Bull CBBC Nov 2017 A	2016/09/19	2016/09/20
60029	SG Issuer – HSI R Bull CBBC Mar 2018 A	2016/09/19	2016/09/20
69837	SG Issuer – China Life R Bull CBBC Dec 2017 C	2016/09/19	2016/09/20
60057	J P Morgan SP BV – HSI R Bull CBBC Jan 2018 Y	2016/09/19	2016/09/20
60056	J P Morgan SP BV – HSI R Bull CBBC Oct 2017 U	2016/09/19	2016/09/20
69950	Credit Suisse AG – HKEX R Bull CBBC Sep 2017 B	2016/09/19	2016/09/20
60023	UBS AG – HSI R Bull CBBC Dec 2017 O	2016/09/19	2016/09/20
69966	Credit Suisse AG – HSI R Bull CBBC Oct 2017 L	2016/09/19	2016/09/20
69877	SG Issuer – HKEX R Bull CBBC Oct 2017 E	2016/09/19	2016/09/20
69865	SG Issuer – CMob R Bull CBBC Dec 2017 B	2016/09/19	2016/09/20
60046	J P Morgan SP BV – HKEX R Bull CBBC Sep 2017 H	2016/09/19	2016/09/20
60048	J P Morgan SP BV – China Life R Bull CBBC Nov 2017 A	2016/09/19	2016/09/20
69876	SG Issuer – HKEX R Bull CBBC Dec 2017 B	2016/09/19	2016/09/20
60030	SG Issuer – HSI R Bull CBBC Mar 2018 B	2016/09/19	2016/09/20
60132	SG Issuer – HSI R Bull CBBC Feb 2017 F	2016/09/20	2016/09/21

List of expired CBBC, 2016 (continued)

Code	CBBC	Last trading date	Delisted date
60115	BNP Paribas Arbit Issu B.V. – HSI R Bear CBBC Feb 2017 T	2016/09/20	2016/09/21
60121	Credit Suisse AG – HSI R Bear CBBC Dec 2016 G	2016/09/20	2016/09/21
60144	J P Morgan SP BV – HSI R Bull CBBC Dec 2017 O	2016/09/20	2016/09/21
60179	UBS AG – HSI R Bear CBBC Feb 2017 I	2016/09/20	2016/09/21
60169	UBS AG – HSI R Bull CBBC Nov 2017 R	2016/09/20	2016/09/21
60122	Credit Suisse AG – HSI R Bear CBBC Dec 2016 S	2016/09/20	2016/09/21
60113	BNP Paribas Arbit Issu B.V. – HSI R Bear CBBC Mar 2017 E	2016/09/20	2016/09/21
60123	Credit Suisse AG – HSI R Bear CBBC Dec 2016 R	2016/09/20	2016/09/21
60107	Credit Suisse AG – HSI R Bull CBBC Sep 2017 G	2016/09/20	2016/09/21
60200	Goldman Sachs SP (Asia) – HSI R Bear CBBC Feb 2017 R	2016/09/20	2016/09/21
60158	J P Morgan SP BV – HSI R Bear CBBC Dec 2016 W	2016/09/20	2016/09/21
60177	UBS AG – HSI R Bear CBBC Dec 2016 H	2016/09/20	2016/09/21
60061	BNP Paribas Arbit Issu B.V. – HSI R Bull CBBC Dec 2017 I	2016/09/20	2016/09/21
60199	Goldman Sachs SP (Asia) – HSI R Bear CBBC Feb 2017 Q	2016/09/20	2016/09/21
60166	UBS AG – HSI R Bull CBBC Nov 2017 Q	2016/09/20	2016/09/21
60167	UBS AG – HSI R Bull CBBC Jan 2018 A	2016/09/20	2016/09/21
60069	Goldman Sachs SP (Asia) – HSI R Bull CBBC Nov 2017 X	2016/09/20	2016/09/21
60062	Goldman Sachs SP (Asia) – HSI R Bull CBBC Nov 2017 V	2016/09/20	2016/09/21
60147	J P Morgan SP BV – HSI R Bull CBBC Nov 2017 F	2016/09/20	2016/09/21
60060	BNP Paribas Arbit Issu B.V. – HSI R Bull CBBC Nov 2017 K	2016/09/20	2016/09/21
60101	BNP Paribas Arbit Issu B.V. – HSI R Bull CBBC Dec 2017 J	2016/09/20	2016/09/21
60168	UBS AG – HSI R Bull CBBC Sep 2017 G	2016/09/20	2016/09/21
60103	BNP Paribas Arbit Issu B.V. – HSI R Bear CBBC Mar 2017 U	2016/09/20	2016/09/21
60126	SG Issuer – HSI R Bear CBBC Feb 2017 O	2016/09/20	2016/09/21
60108	Credit Suisse AG – HSI R Bull CBBC Sep 2017 H	2016/09/20	2016/09/21
60128	SG Issuer – HSI R Bear CBBC Feb 2017 E	2016/09/20	2016/09/21
60111	Credit Suisse AG – HSI R Bull CBBC Sep 2017 I	2016/09/20	2016/09/21
60161	J P Morgan SP BV – HSI R Bear CBBC Dec 2016 D	2016/09/20	2016/09/21
60304	UBS AG – HSI R Bear CBBC Dec 2016 L	2016/09/21	2016/09/22
69328	Goldman Sachs SP (Asia) – HSI R Bear CBBC Feb 2017 H	2016/09/21	2016/09/22
60323	UBS AG – HSI R Bear CBBC Dec 2016 Q	2016/09/21	2016/09/22
60324	UBS AG – HSI R Bear CBBC Dec 2016 U	2016/09/21	2016/09/22
60320	UBS AG – HSI R Bull CBBC Sep 2017 R	2016/09/21	2016/09/22
60328	SG Issuer – HSI R Bear CBBC Feb 2017 I	2016/09/21	2016/09/22
69403	UBS AG – HSI R Bear CBBC Jan 2017 O	2016/09/21	2016/09/22
60347	J P Morgan SP BV – HSI R Bear CBBC Dec 2016 F	2016/09/21	2016/09/22
60120	Credit Suisse AG – HSI R Bear CBBC Dec 2016 Q	2016/09/21	2016/09/22
60351	Goldman Sachs SP (Asia) – HSI R Bear CBBC Mar 2017 R	2016/09/21	2016/09/22
60104	BNP Paribas Arbit Issu B.V. – HSI R Bear CBBC Feb 2017 U	2016/09/21	2016/09/22
60223	HK Bank – HSI R Bear CBBC Mar 2017 O	2016/09/21	2016/09/22
69080	Haitong Int'l Sec – HSI R Bear CBBC Jan 2017 L	2016/09/21	2016/09/22
60239	Goldman Sachs SP (Asia) – HSI R Bear CBBC Mar 2017 P	2016/09/21	2016/09/22
60292	J P Morgan SP BV – HSI R Bear CBBC Dec 2016 X	2016/09/21	2016/09/22
69312	BNP Paribas Arbit Issu B.V. – HSI R Bear CBBC Mar 2017 J	2016/09/21	2016/09/22
60290	Credit Suisse AG – HSI R Bear CBBC Dec 2016 L	2016/09/21	2016/09/22
60242	Goldman Sachs SP (Asia) – HSI R Bull CBBC Jan 2018 E	2016/09/21	2016/09/22
69290	SG Issuer – HSI R Bear CBBC Jan 2017 M	2016/09/21	2016/09/22
60287	Credit Suisse AG – HSI R Bull CBBC Nov 2017 C	2016/09/21	2016/09/22
60234	HK Bank – HSCEI R Bear CBBC Apr 2017 C	2016/09/21	2016/09/22
60294	J P Morgan SP BV – HSI R Bear CBBC Dec 2016 J	2016/09/21	2016/09/22
60277	Credit Suisse AG – HSI R Bear CBBC Jan 2017 L	2016/09/21	2016/09/22
60263	Credit Suisse AG – HSI R Bear CBBC Jan 2017 E	2016/09/21	2016/09/22
60265	Credit Suisse AG – HSI R Bear CBBC Jan 2017 D	2016/09/21	2016/09/22
60469	J P Morgan SP BV – HSI R Bear CBBC Jan 2017 O	2016/09/22	2016/09/23
69894	Credit Suisse AG – HSI R Bear CBBC Dec 2016 F	2016/09/22	2016/09/23
60414	Credit Suisse AG – HSI R Bear CBBC Jan 2017 M	2016/09/22	2016/09/23
60106	Macquarie Bank Ltd. – HSI R Bear CBBC Apr 2017 B	2016/09/22	2016/09/23
60416	Credit Suisse AG – HSI R Bear CBBC Feb 2017 M	2016/09/22	2016/09/23
60427	Credit Suisse AG – HSI R Bear CBBC Dec 2016 U	2016/09/22	2016/09/23
69683	Credit Suisse AG – HSI R Bear CBBC Feb 2017 G	2016/09/22	2016/09/23
60429	BNP Paribas Arbit Issu B.V. – HSI R Bear CBBC Feb 2017 D	2016/09/22	2016/09/23
60117	Credit Suisse AG – HSI R Bear CBBC Jan 2017 F	2016/09/22	2016/09/23
60461	J P Morgan SP BV – HSI R Bear CBBC Jan 2017 E	2016/09/22	2016/09/23
60184	UBS AG – HSI R Bear CBBC Jan 2017 T	2016/09/22	2016/09/23
60189	UBS AG – HSI R Bear CBBC Mar 2017 I	2016/09/22	2016/09/23
60309	UBS AG – HSI R Bear CBBC Jan 2017 W	2016/09/22	2016/09/23
60118	Credit Suisse AG – HSI R Bear CBBC Jan 2017 A	2016/09/22	2016/09/23
69998	UBS AG – HSI R Bear CBBC Feb 2017 H	2016/09/22	2016/09/23
69673	J P Morgan SP BV – HSI R Bear CBBC Jan 2017 L	2016/09/22	2016/09/23
69731	Goldman Sachs SP (Asia) – HSI R Bear CBBC Mar 2017 G	2016/09/22	2016/09/23
60233	HK Bank – HSCEI R Bear CBBC May 2017 D	2016/09/22	2016/09/23
60451	J P Morgan SP BV – HSI R Bear CBBC Dec 2016 G	2016/09/22	2016/09/23
60361	Haitong Int'l Sec – HSI R Bear CBBC Jan 2017 X	2016/09/22	2016/09/23
69525	UBS AG – HSI R Bear CBBC Dec 2016 Z	2016/09/22	2016/09/23
69512	Goldman Sachs SP (Asia) – HSI R Bear CBBC Feb 2017 I	2016/09/22	2016/09/23
69537	SG Issuer – China Life R Bear CBBC Mar 2017 A	2016/09/22	2016/09/23
60281	Credit Suisse AG – HSI R Bear CBBC Dec 2016 I	2016/09/22	2016/09/23
60333	SG Issuer – HSI R Bear CBBC Feb 2017 J	2016/09/22	2016/09/23
60076	HK Bank – HSI R Bear CBBC May 2017 E	2016/09/22	2016/09/23
60338	SG Issuer – HSI R Bear CBBC Dec 2016 S	2016/09/22	2016/09/23
69499	BNP Paribas Arbit Issu B.V. – HSI R Bear CBBC Feb 2017 P	2016/09/22	2016/09/23
69491	Haitong Int'l Sec – HSI R Bear CBBC Jan 2017 N	2016/09/22	2016/09/23
69490	Haitong Int'l Sec – HSI R Bear CBBC Jan 2017 M	2016/09/22	2016/09/23
60413	UBS AG – HSI R Bear CBBC Jan 2017 R	2016/09/22	2016/09/23
60359	Haitong Int'l Sec – HSI R Bear CBBC Jan 2017 W	2016/09/22	2016/09/23
69997	UBS AG – HSI R Bear CBBC Dec 2016 C	2016/09/22	2016/09/23
60362	Haitong Int'l Sec – HSI R Bear CBBC Jan 2017 Y	2016/09/22	2016/09/23

List of expired CBBC, 2016 (continued)

Code	CBBC	Last trading date	Delisted date
60366	UBS AG – HSI R Bear CBBC Dec 2016 D	2016/09/22	2016/09/23
60087	HK Bank – HSI R Bear CBBC Apr 2017 I	2016/09/22	2016/09/23
60164	J P Morgan SP BV – Tencent R Bear CBBC Nov 2017 B	2016/09/22	2016/09/23
60379	HK Bank – Tencent R Bear CBBC Apr 2017 G	2016/09/22	2016/09/23
60387	HK Bank – HKEX R Bear CBBC Mar 2017 C	2016/09/22	2016/09/23
60397	Goldman Sachs SP (Asia) – HSI R Bear CBBC Feb 2017 S	2016/09/22	2016/09/23
60162	J P Morgan SP BV – HSI R Bear CBBC Jan 2017 I	2016/09/22	2016/09/23
69573	Credit Suisse AG – HSI R Bear CBBC Jan 2017 U	2016/09/22	2016/09/23
60404	UBS AG – HSI R Bear CBBC Dec 2016 K	2016/09/22	2016/09/23
60256	BNP Paribas Arbit Issu B.V. – HSCEI R Bear CBBC Mar 2017 J	2016/09/22	2016/09/23
69637	Goldman Sachs SP (Asia) – HSI R Bear CBBC Mar 2017 F	2016/09/22	2016/09/23
69654	UBS AG – HSI R Bear CBBC Feb 2017 D	2016/09/22	2016/09/23
60134	SG Issuer – HSI R Bear CBBC Feb 2017 Y	2016/09/22	2016/09/23
69729	BNP Paribas Arbit Issu B.V. – HSI R Bear CBBC Feb 2017 H	2016/09/22	2016/09/23
69623	BNP Paribas Arbit Issu B.V. – HSI R Bear CBBC Mar 2017 L	2016/09/22	2016/09/23
60138	SG Issuer – HSI R Bear CBBC Feb 2017 P	2016/09/22	2016/09/23
69585	J P Morgan SP BV – HSI R Bear CBBC Dec 2016 U	2016/09/22	2016/09/23
69581	SG Issuer – HSI R Bear CBBC Jan 2017 X	2016/09/22	2016/09/23
69740	SG Issuer – HSI R Bear CBBC Jan 2017 Z	2016/09/22	2016/09/23
69762	J P Morgan SP BV – HSI R Bear CBBC Jan 2017 M	2016/09/22	2016/09/23
60484	UBS AG – HSI R Bear CBBC Jan 2017 A	2016/09/23	2016/09/26
60099	HK Bank – Tencent R Bear CBBC Apr 2017 F	2016/09/23	2016/09/26
64909	HK Bank – CC Bank R Bear CBBC Sep 2016 C	2016/09/23	2016/09/27
62506	UBS AG – Tracker Fund R Bull CBBC Sep 2016 A	2016/09/23	2016/09/27
68093	J P Morgan SP BV – Tencent R Bear CBBC Jun 2017 A	2016/09/23	2016/09/26
68284	Credit Suisse AG – Tencent R Bear CBBC Apr 2017 B	2016/09/23	2016/09/26
62339	HK Bank – TCH R Bull CBBC Sep 2016 D	2016/09/23	2016/09/27
65326	HK Bank – A50 R Bear CBBC Sep 2016 A	2016/09/23	2016/09/27
60494	UBS AG – HSI R Bear CBBC Dec 2016 V	2016/09/23	2016/09/26
60508	J P Morgan SP BV – HSI R Bear CBBC Dec 2016 I	2016/09/23	2016/09/26
68609	Bank of East Asia – Tencent R Bear CBBC Apr 2017 C	2016/09/23	2016/09/26
66971	HK Bank – COVS R Bull CBBC Sep 2016 B	2016/09/23	2016/09/27
65083	UBS AG – TCH R Bull CBBC Sep 2016 D	2016/09/23	2016/09/27
60510	J P Morgan SP BV – HSI R Bear CBBC Dec 2016 H	2016/09/23	2016/09/26
60511	Credit Suisse AG – HSI R Bear CBBC Feb 2017 N	2016/09/23	2016/09/26
62983	HK Bank – TCH R Bull CBBC Sep 2016 A	2016/09/23	2016/09/27
62987	HK Bank – AIA R Bull CBBC Sep 2016 D	2016/09/23	2016/09/27
60495	UBS AG – HSI R Bear CBBC Jan 2017 B	2016/09/23	2016/09/26
60581	UBS AG – HSI R Bull CBBC Sep 2017 K	2016/09/26	2016/09/27
60288	Credit Suisse AG – HSI R Bull CBBC Nov 2017 D	2016/09/26	2016/09/27
60255	BNP Paribas Arbit Issu B.V. – HSI R Bull CBBC Nov 2017 L	2016/09/26	2016/09/27
60568	Goldman Sachs SP (Asia) – HSI R Bull CBBC Oct 2017 D	2016/09/26	2016/09/27
60574	UBS AG – HSI R Bear CBBC Dec 2016 A	2016/09/26	2016/09/27
60575	UBS AG – HSI R Bull CBBC Oct 2017 W	2016/09/26	2016/09/27
60558	J P Morgan SP BV – HSI R Bull CBBC Oct 2017 V	2016/09/26	2016/09/27
60567	J P Morgan SP BV – Ping An R Bull CBBC Nov 2017 C	2016/09/26	2016/09/27
60537	Credit Suisse AG – HSI R Bear CBBC Feb 2017 P	2016/09/26	2016/09/27
60517	UBS AG – HSI R Bull CBBC Dec 2017 P	2016/09/26	2016/09/27
60554	SG Issuer – HSI R Bull CBBC Mar 2018 T	2016/09/26	2016/09/27
69648	SG Issuer – Sands R Bull CBBC Jan 2018 B	2016/09/26	2016/09/27
60112	Credit Suisse AG – HSI R Bull CBBC Sep 2017 J	2016/09/26	2016/09/27
60152	J P Morgan SP BV – HSI R Bull CBBC Jan 2018 Z	2016/09/26	2016/09/27
60536	Goldman Sachs SP (Asia) – HSI R Bull CBBC Oct 2017 C	2016/09/26	2016/09/27
60533	SG Issuer – HSI R Bull CBBC Mar 2018 R	2016/09/26	2016/09/27
69010	SG Issuer – HSBC R Bull CBBC Nov 2018 C	2016/09/26	2016/09/27
60544	Credit Suisse AG – HSI R Bull CBBC Oct 2017 V	2016/09/26	2016/09/27
60545	Credit Suisse AG – HSI R Bull CBBC Aug 2017 G	2016/09/26	2016/09/27
60505	Goldman Sachs SP (Asia) – HSI R Bull CBBC Oct 2017 B	2016/09/26	2016/09/27
60170	UBS AG – HSI R Bull CBBC Oct 2017 P	2016/09/26	2016/09/27
69640	SG Issuer – Galaxy R Bull CBBC Aug 2017 B	2016/09/27	2016/09/28
60608	Credit Suisse AG – HSI R Bull CBBC Oct 2017 E	2016/09/27	2016/09/28
60588	HK Bank – Sands China R Bull CBBC Sep 2017 A	2016/09/27	2016/09/28
60555	J P Morgan SP BV – HSI R Bear CBBC Dec 2016 K	2016/09/27	2016/09/28
60591	HK Bank – HSCEI R Bull CBBC Aug 2017 E	2016/09/27	2016/09/28
60604	Bank of East Asia – Galaxy Ent R Bull CBBC Dec 2017 A	2016/09/27	2016/09/28
60589	HK Bank – HSI R Bull CBBC Oct 2017 B	2016/09/27	2016/09/28
60649	J P Morgan SP BV – HSI R Bull CBBC Jan 2018 Q	2016/09/27	2016/09/28
60524	J P Morgan SP BV – Sands China R Bull CBBC Oct 2017 A	2016/09/27	2016/09/28
60584	BNP Paribas Arbit Issu B.V. – HSI R Bull CBBC Nov 2017 M	2016/09/27	2016/09/28
60647	J P Morgan SP BV – HSI R Bull CBBC Nov 2017 R	2016/09/27	2016/09/28
60582	BNP Paribas Arbit Issu B.V. – HSI R Bull CBBC Dec 2017 L	2016/09/27	2016/09/28
60645	UBS AG – HSI R Bear CBBC Feb 2017 N	2016/09/27	2016/09/28
60636	UBS AG – HSI R Bull CBBC Nov 2017 B	2016/09/27	2016/09/28
60624	SG Issuer – HSI R Bear CBBC Feb 2017 E	2016/09/27	2016/09/28
60621	SG Issuer – HSI R Bull CBBC Mar 2018 U	2016/09/27	2016/09/28
60614	Credit Suisse AG – HSI R Bear CBBC Feb 2017 Q	2016/09/27	2016/09/28
61082	Goldman Sachs SP (Asia) – HSI R Bull CBBC Sep 2016 C	2016/09/28	2016/09/30
60736	SG Issuer – HSI R Bull CBBC Mar 2018 W	2016/09/28	2016/09/29
60741	UBS AG – HSI R Bear CBBC Dec 2016 R	2016/09/28	2016/09/29
60748	UBS AG – HSI R Bull CBBC Nov 2017 K	2016/09/28	2016/09/29
61411	Goldman Sachs SP (Asia) – HSI R Bull CBBC Sep 2016 N	2016/09/28	2016/09/30
60749	UBS AG – HSI R Bull CBBC Dec 2017 V	2016/09/28	2016/09/29
60661	Goldman Sachs SP (Asia) – HSI R Bull CBBC Sep 2016 V	2016/09/28	2016/09/30
60674	Goldman Sachs SP (Asia) – HSI R Bull CBBC Sep 2016 W	2016/09/28	2016/09/30
60675	Goldman Sachs SP (Asia) – HSI R Bull CBBC Sep 2016 X	2016/09/28	2016/09/30
60679	Goldman Sachs SP (Asia) – HSI R Bull CBBC Sep 2016 Y	2016/09/28	2016/09/30
60692	Goldman Sachs SP (Asia) – HSI R Bull CBBC Sep 2016 Z	2016/09/28	2016/09/30

List of expired CBBC, 2016 (continued)

Code	CBBC	Last trading date	Delisted date
60735	SG Issuer – HSI R Bull CBBC Mar 2018 V	2016/09/28	2016/09/29
65525	UBS AG – HSCEI R Bear CBBC Sep 2016 A	2016/09/28	2016/09/30
60703	J P Morgan SP BV – HSI R Bull CBBC Oct 2017 X	2016/09/28	2016/09/29
61088	Goldman Sachs SP (Asia) – HSI R Bull CBBC Sep 2016 G	2016/09/28	2016/09/30
61195	Goldman Sachs SP (Asia) – HSI R Bull CBBC Sep 2016 H	2016/09/28	2016/09/30
61196	Goldman Sachs SP (Asia) – HSI R Bull CBBC Sep 2016 I	2016/09/28	2016/09/30
61202	Goldman Sachs SP (Asia) – HSI R Bull CBBC Sep 2016 J	2016/09/28	2016/09/30
61203	Goldman Sachs SP (Asia) – HSI R Bull CBBC Sep 2016 K	2016/09/28	2016/09/30
61205	Goldman Sachs SP (Asia) – HSI R Bull CBBC Sep 2016 F	2016/09/28	2016/09/30
61206	Goldman Sachs SP (Asia) – HSI R Bull CBBC Sep 2016 L	2016/09/28	2016/09/30
61207	Goldman Sachs SP (Asia) – HSI R Bull CBBC Sep 2016 M	2016/09/28	2016/09/30
62436	Macquarie Bank Ltd. – HSI R Bull CBBC Sep 2016 C	2016/09/28	2016/09/30
68414	HK Bank – HSI R Bull CBBC Sep 2016 B	2016/09/28	2016/09/30
61413	Goldman Sachs SP (Asia) – HSI R Bull CBBC Sep 2016 O	2016/09/28	2016/09/30
60706	HK Bank – HSI R Bull CBBC Sep 2016 E	2016/09/28	2016/09/30
66863	HK Bank – HSCEI R Bear CBBC Sep 2016 B	2016/09/28	2016/09/30
65874	UBS AG – HSI R Bull CBBC Sep 2016 B	2016/09/28	2016/09/30
66484	HK Bank – HSI R Bear CBBC Sep 2016 B	2016/09/28	2016/09/30
68611	HK Bank – HKEX R Bull CBBC Sep 2016 D	2016/09/28	2016/09/30
62195	Macquarie Bank Ltd. – HSI R Bull CBBC Sep 2016 B	2016/09/28	2016/09/30
62292	SGA Societe Generale Acceptance N.V.-HSI R Bull CBBC Sep16 B	2016/09/28	2016/09/30
67553	SGA Societe Generale Acceptance N.V.-HSI R Bull CBBC Sep16 G	2016/09/28	2016/09/30
67584	SGA Societe Generale Acceptance N.V.-HSI R Bull CBBC Sep16 H	2016/09/28	2016/09/30
60672	BNP Paribas Arbit Issu B.V. – HSI R Bear CBBC Feb 2017 K	2016/09/28	2016/09/29
60730	SGA Societe Generale Acceptance N.V.-HSI R Bull CBBC Sep16 P	2016/09/28	2016/09/30
60734	SGA Societe Generale Acceptance N.V.-HSI R Bull CBBC Sep16 Q	2016/09/28	2016/09/30
60895	Credit Suisse AG – HSI R Bull CBBC Sep 2016 R	2016/09/28	2016/09/30
60709	Goldman Sachs SP (Asia) – HSI R Bull CBBC Oct 2017 F	2016/09/28	2016/09/29
60901	Credit Suisse AG – HSI R Bull CBBC Sep 2016 T	2016/09/28	2016/09/30
60704	J P Morgan SP BV – HSI R Bull CBBC Jan 2018 U	2016/09/28	2016/09/29
60678	Goldman Sachs SP (Asia) – HSI R Bull CBBC Oct 2017 E	2016/09/28	2016/09/29
60680	Goldman Sachs SP (Asia) – HSI R Bear CBBC Feb 2017 U	2016/09/28	2016/09/29
60681	BNP Paribas Arbit Issu B.V. – HSI R Bull CBBC Dec 2017 M	2016/09/28	2016/09/29
60685	Credit Suisse AG – HSI R Bear CBBC Dec 2016 W	2016/09/28	2016/09/29
60691	Credit Suisse AG – HSI R Bull CBBC Dec 2017 Y	2016/09/28	2016/09/29
60334	J P Morgan SP BV – HSI R Bull CBBC Sep 2016 B	2016/09/28	2016/09/29
60698	Credit Suisse AG – HSI R Bull CBBC Dec 2017 Z	2016/09/28	2016/09/29
63134	Macquarie Bank Ltd. – HSI R Bull CBBC Sep 2016 F	2016/09/28	2016/09/30
63131	Macquarie Bank Ltd. – HSI R Bull CBBC Sep 2016 E	2016/09/28	2016/09/30
60702	J P Morgan SP BV – HSI R Bear CBBC Dec 2016 L	2016/09/28	2016/09/29
62613	Macquarie Bank Ltd. – HSI R Bull CBBC Sep 2016 D	2016/09/28	2016/09/30
60896	Credit Suisse AG – HSI R Bull CBBC Sep 2016 S	2016/09/28	2016/09/30
60826	Credit Suisse AG – HKEX R Bull CBBC Sep 2016 B	2016/09/29	2016/10/03
60770	HK Bank – HSI R Bull CBBC Oct 2017 C	2016/09/29	2016/09/30
60776	BNP Paribas Arbit Issu B.V. – HSI R Bull CBBC Nov 2017 N	2016/09/29	2016/09/30
60779	BNP Paribas Arbit Issu B.V. – HSI R Bull CBBC Dec 2017 N	2016/09/29	2016/09/30
60785	SG Issuer – Ping An R Bull CBBC Nov 2017 D	2016/09/29	2016/09/30
61297	BNP Paribas Arbit Issu B.V. – TCH R Bull CBBC Sep 2016 C	2016/09/29	2016/10/03
60794	Credit Suisse AG – HSI R Bear CBBC Mar 2017 L	2016/09/29	2016/09/30
60796	Credit Suisse AG – HSI R Bull CBBC Nov 2017 C	2016/09/29	2016/09/30
60798	Credit Suisse AG – HSI R Bull CBBC Sep 2017 L	2016/09/29	2016/09/30
60802	J P Morgan SP BV – HSI R Bear CBBC Dec 2016 M	2016/09/29	2016/09/30
60766	HK Bank – China Life R Bull CBBC Oct 2017 A	2016/09/29	2016/09/30
60809	J P Morgan SP BV – HSI R Bull CBBC Jan 2018 V	2016/09/29	2016/09/30
60849	SG Issuer – HSI R Bear CBBC Jan 2017 Z	2016/09/29	2016/09/30
60822	UBS AG – HSI R Bear CBBC Dec 2016 T	2016/09/29	2016/09/30
60823	UBS AG – HSI R Bear CBBC Feb 2017 P	2016/09/29	2016/09/30
60836	UBS AG – HSI R Bull CBBC Dec 2017 A	2016/09/29	2016/09/30
60837	UBS AG – HSI R Bull CBBC Nov 2017 P	2016/09/29	2016/09/30
60846	SG Issuer – HSI R Bull CBBC Mar 2018 Z	2016/09/29	2016/09/30
60847	SG Issuer – HSI R Bull CBBC Mar 2018 A	2016/09/29	2016/09/30
60850	Goldman Sachs SP (Asia) – HSI R Bull CBBC Oct 2017 G	2016/09/29	2016/09/30
61058	Credit Suisse AG – Tracker Fund R Bull CBBC Sep 2016 B	2016/09/29	2016/10/03
66793	BNP Paribas Arbit Issu B.V. – HKEX R Bull CBBC Sep 2016 G	2016/09/29	2016/10/03
60782	BNP Paribas Arbit Issu B.V. – HSI R Bull CBBC Nov 2017 O	2016/09/29	2016/09/30
60807	J P Morgan SP BV – HSI R Bull CBBC Oct 2017 Y	2016/09/29	2016/09/30
60711	Goldman Sachs SP (Asia) – HSI R Bear CBBC Mar 2017 S	2016/09/29	2016/09/30
63819	HK Bank – HKEX R Bull CBBC Sep 2016 B	2016/09/29	2016/10/03
62507	UBS AG – Tracker Fund R Bull CBBC Sep 2016 B	2016/09/29	2016/10/03
62572	BNP Paribas Arbit Issu B.V. – TCH R Bull CBBC Sep 2016 A	2016/09/29	2016/10/03
60650	J P Morgan SP BV – HSI R Bear CBBC Jan 2017 Q	2016/09/29	2016/09/30
60226	BNP Paribas Arbit Issu B.V. – CAM CSI300 R Bull CBBC Sep16 H	2016/09/29	2016/10/03
60684	BNP Paribas Arbit Issu B.V. – HSI R Bear CBBC Mar 2017 B	2016/09/29	2016/09/30
60754	Goldman Sachs SP (Asia) – HSI R Bear CBBC Feb 2017 V	2016/09/29	2016/09/30
60739	SG Issuer – HSI R Bear CBBC Jan 2017 M	2016/09/29	2016/09/30
60751	BNP Paribas Arbit Issu B.V. – HSI R Bear CBBC Feb 2017 V	2016/09/29	2016/09/30
66781	BNP Paribas Arbit Issu B.V. – A50 R Bear CBBC Sep 2016 A	2016/09/29	2016/10/03
63151	BNP Paribas Arbit Issu B.V. – CAM CSI300 R Bull CBBC Sep16 C	2016/09/29	2016/10/03
60742	UBS AG – HSI R Bear CBBC Jan 2017 G	2016/09/29	2016/09/30
60843	SG Issuer – HSI R Bull CBBC Mar 2018 X	2016/09/30	2016/10/03
60845	SG Issuer – HSI R Bull CBBC Mar 2018 Y	2016/09/30	2016/10/03
60855	HK Bank – Tencent R Bull CBBC Sep 2017 E	2016/09/30	2016/10/03
60297	J P Morgan SP BV – HSI R Bull CBBC Feb 2018 H	2016/09/30	2016/10/03
60321	UBS AG – HSI R Bull CBBC Nov 2017 V	2016/09/30	2016/10/03
60868	UBS AG – HSI R Bull CBBC Sep 2017 N	2016/09/30	2016/10/03
60865	Credit Suisse AG – HSI R Bull CBBC Sep 2017 R	2016/09/30	2016/10/03
64871	HK Bank – ABC R Bear CBBC Oct 2016 A	2016/09/30	2016/10/04

List of expired CBBC, 2016 (continued)

Code	CBBC	Last trading date	Delisted date
60839	UBS AG – HSI R Bull CBBC Nov 2017 O	2016/09/30	2016/10/03
60879	J P Morgan SP BV – HKEX R Bull CBBC Dec 2017 B	2016/09/30	2016/10/03
60863	Credit Suisse AG – HSI R Bull CBBC Oct 2017 B	2016/09/30	2016/10/03
60878	J P Morgan SP BV – Tencent R Bull CBBC Nov 2017 B	2016/09/30	2016/10/03
60854	Goldman Sachs SP (Asia) – HSI R Bull CBBC Oct 2017 H	2016/09/30	2016/10/03
60876	J P Morgan SP BV – HSI R Bull CBBC Feb 2018 I	2016/09/30	2016/10/03
60859	BNP Paribas Arbit Issu B.V. – Tencent R Bull CBBC Jun 2017 C	2016/09/30	2016/10/03
60866	Credit Suisse AG – Tencent R Bull CBBC Sep 2017 B	2016/09/30	2016/10/03
62886	UBS AG – HKEX R Bull CBBC Oct 2016 C	2016/09/30	2016/10/04
60743	UBS AG – HSCEI R Bull CBBC Nov 2017 A	2016/09/30	2016/10/03
60772	HK Bank – HKEX R Bull CBBC Nov 2017 B	2016/09/30	2016/10/03
60606	Bank of East Asia – Ping An R Bull CBBC Dec 2017 B	2016/09/30	2016/10/03
60810	J P Morgan SP BV – HSI R Bull CBBC Jan 2018 W	2016/09/30	2016/10/03
60767	HK Bank – HSI R Bull CBBC Nov 2017 A	2016/09/30	2016/10/03
69551	HK Bank – CC Bank R Bear CBBC Oct 2016 A	2016/09/30	2016/10/04
60535	SG Issuer – HSI R Bull CBBC Mar 2018 S	2016/09/30	2016/10/03
60773	Macquarie Bank Ltd. – HSI R Bull CBBC Jul 2017 A	2016/09/30	2016/10/03
60733	SG Issuer – HSI R Bull CBBC Mar 2018 M	2016/09/30	2016/10/03
60531	Credit Suisse AG – HSI R Bull CBBC Sep 2017 K	2016/09/30	2016/10/03
69836	SG Issuer – China Life R Bull CBBC Nov 2017 A	2016/09/30	2016/10/03
60916	Credit Suisse AG – HSI R Bear CBBC Feb 2017 U	2016/10/03	2016/10/04
60952	SG Issuer – HSI R Bear CBBC Feb 2017 O	2016/10/03	2016/10/04
60909	UBS AG – HSI R Bull CBBC Sep 2017 A	2016/10/03	2016/10/04
60893	Credit Suisse AG – HSI R Bull CBBC Dec 2017 F	2016/10/03	2016/10/04
60910	UBS AG – HSI R Bull CBBC Oct 2017 P	2016/10/03	2016/10/04
60915	Credit Suisse AG – HSI R Bear CBBC Mar 2017 N	2016/10/03	2016/10/04
60939	J P Morgan SP BV – HSI R Bear CBBC Jan 2017 N	2016/10/03	2016/10/04
60918	BNP Paribas Arbit Issu B.V. – HSI R Bear CBBC Feb 2017 A	2016/10/03	2016/10/04
60922	BNP Paribas Arbit Issu B.V. – HSI R Bear CBBC Mar 2017 H	2016/10/03	2016/10/04
60923	UBS AG – HSI R Bear CBBC Feb 2017 R	2016/10/03	2016/10/04
60925	UBS AG – HSI R Bear CBBC Jan 2017 L	2016/10/03	2016/10/04
60926	UBS AG – HSI R Bear CBBC Feb 2017 J	2016/10/03	2016/10/04
60912	Credit Suisse AG – HSI R Bear CBBC Feb 2017 T	2016/10/03	2016/10/04
60957	SG Issuer – HSI R Bear CBBC Feb 2017 I	2016/10/03	2016/10/04
60963	Goldman Sachs SP (Asia) – HSI R Bear CBBC Feb 2017 Y	2016/10/03	2016/10/04
60892	Credit Suisse AG – HSI R Bull CBBC Sep 2017 Z	2016/10/03	2016/10/04
63447	Credit Suisse AG – HSI R Bull CBBC Dec 2016 E	2016/10/04	2016/10/05
60991	Credit Suisse AG – HSI R Bear CBBC Mar 2017 P	2016/10/04	2016/10/05
61006	UBS AG – HSI R Bear CBBC Feb 2017 W	2016/10/04	2016/10/05
61025	J P Morgan SP BV – HSI R Bull CBBC Oct 2017 L	2016/10/04	2016/10/05
61028	Goldman Sachs SP (Asia) – HSI R Bear CBBC Feb 2017 Z	2016/10/04	2016/10/05
61018	J P Morgan SP BV – HSI R Bear CBBC Jan 2017 H	2016/10/04	2016/10/05
61004	UBS AG – HSI R Bear CBBC Jan 2017 Y	2016/10/04	2016/10/05
60998	Credit Suisse AG – HSI R Bear CBBC Apr 2017 F	2016/10/04	2016/10/05
61017	SG Issuer – HSI R Bear CBBC Feb 2017 Y	2016/10/04	2016/10/05
66943	HK Bank – SHK Ppt R Bear CBBC Oct 2016 A	2016/10/04	2016/10/06
61064	J P Morgan SP BV – HSI R Bear CBBC Jan 2017 V	2016/10/05	2016/10/06
61056	UBS AG – HSI R Bear CBBC Jan 2017 E	2016/10/05	2016/10/06
61060	BNP Paribas Arbit Issu B.V. – HSI R Bull CBBC Dec 2017 P	2016/10/05	2016/10/06
61054	UBS AG – HSI R Bear CBBC Mar 2017 L	2016/10/05	2016/10/06
61046	Credit Suisse AG – HSI R Bear CBBC Jan 2017 B	2016/10/05	2016/10/06
60945	J P Morgan SP BV – HSI R Bear CBBC Jan 2017 A	2016/10/05	2016/10/06
61066	J P Morgan SP BV – HSI R Bear CBBC Jan 2017 Z	2016/10/05	2016/10/06
60917	Credit Suisse AG – HSI R Bear CBBC Mar 2017 O	2016/10/05	2016/10/06
65039	HK Bank – Sinopec Corp R Bear CBBC Nov 2016 C	2016/10/05	2016/10/06
61073	SG Issuer – HSI R Bull CBBC Mar 2018 T	2016/10/05	2016/10/06
61074	SG Issuer – HSI R Bear CBBC Feb 2017 E	2016/10/05	2016/10/06
60875	J P Morgan SP BV – HSI R Bear CBBC Dec 2016 Y	2016/10/05	2016/10/06
60873	Goldman Sachs SP (Asia) – HSI R Bear CBBC Feb 2017 X	2016/10/05	2016/10/06
61042	Goldman Sachs SP (Asia) – HSI R Bear CBBC Feb 2017 C	2016/10/05	2016/10/06
60867	Credit Suisse AG – HSI R Bear CBBC Feb 2017 S	2016/10/05	2016/10/06
60869	UBS AG – HSI R Bear CBBC Dec 2016 W	2016/10/05	2016/10/06
60848	SG Issuer – HSI R Bear CBBC Jan 2017 X	2016/10/05	2016/10/06
61038	HK Bank – HSI R Bear CBBC Apr 2017 K	2016/10/05	2016/10/06
60887	HK Bank – HSI R Bear CBBC Mar 2017 P	2016/10/05	2016/10/06
61032	HK Bank – HSCEI R Bear CBBC May 2017 E	2016/10/06	2016/10/07
61043	Goldman Sachs SP (Asia) – HSI R Bear CBBC Feb 2017 F	2016/10/06	2016/10/07
61076	BNP Paribas Arbit Issu B.V. – HSI R Bear CBBC Feb 2017 W	2016/10/06	2016/10/07
61078	Credit Suisse AG – HSI R Bear CBBC Mar 2017 Q	2016/10/06	2016/10/07
66475	HK Bank – CNOOC R Bear CBBC Dec 2016 E	2016/10/06	2016/10/07
61083	UBS AG – HSI R Bear CBBC Jan 2017 N	2016/10/06	2016/10/07
61087	J P Morgan SP BV – HSI R Bear CBBC Jan 2017 E	2016/10/06	2016/10/07
61095	Goldman Sachs SP (Asia) – HSI R Bear CBBC Mar 2017 T	2016/10/06	2016/10/07
61098	SG Issuer – HSI R Bear CBBC Jan 2017 M	2016/10/06	2016/10/07
63749	J P Morgan SP BV – CNOOC R Bear CBBC Jan 2017 A	2016/10/06	2016/10/07
61075	BNP Paribas Arbit Issu B.V. – HSI R Bear CBBC Mar 2017 K	2016/10/06	2016/10/07
60958	SG Issuer – HSI R Bear CBBC Feb 2017 J	2016/10/06	2016/10/07
60829	UBS AG – HSI R Bear CBBC Jan 2017 J	2016/10/06	2016/10/07
60860	Credit Suisse AG – HSI R Bear CBBC Mar 2017 M	2016/10/06	2016/10/07
60870	UBS AG – HSI R Bear CBBC Feb 2017 Q	2016/10/06	2016/10/07
60871	SG Issuer – HSI R Bear CBBC Feb 2017 F	2016/10/06	2016/10/07
60803	J P Morgan SP BV – HSI R Bear CBBC Dec 2016 Z	2016/10/06	2016/10/07
60928	UBS AG – HSI R Bear CBBC Mar 2017 K	2016/10/06	2016/10/07
61022	J P Morgan SP BV – HSI R Bear CBBC Jan 2017 U	2016/10/06	2016/10/07
60947	J P Morgan SP BV – HSI R Bear CBBC Jan 2017 D	2016/10/06	2016/10/07
60886	HK Bank – HSI R Bear CBBC Apr 2017 J	2016/10/06	2016/10/07
60539	Credit Suisse AG – HSI R Bear CBBC Dec 2016 V	2016/10/06	2016/10/07

List of expired CBBC, 2016 (continued)

Code	CBBC	Last trading date	Delisted date
60480	HK Bank – China Life R Bear CBBC Nov 2017 A	2016/10/06	2016/10/07
60506	Goldman Sachs SP (Asia) – HSI R Bear CBBC Feb 2017 T	2016/10/06	2016/10/07
60509	J P Morgan SP BV – HSI R Bear CBBC Jan 2017 P	2016/10/06	2016/10/07
60792	Credit Suisse AG – HSI R Bear CBBC Feb 2017 R	2016/10/06	2016/10/07
61007	UBS AG – HSI R Bear CBBC Feb 2017 A	2016/10/06	2016/10/07
60786	BNP Paribas Arbit Issu B.V. – HSI R Bear CBBC Mar 2017 Q	2016/10/06	2016/10/07
60752	BNP Paribas Arbit Issu B.V. – HSI R Bear CBBC Feb 2017 Y	2016/10/06	2016/10/07
60994	Credit Suisse AG – HSI R Bear CBBC Feb 2017 V	2016/10/06	2016/10/07
60756	Goldman Sachs SP (Asia) – HSI R Bear CBBC Feb 2017 W	2016/10/06	2016/10/07
64801	HK Bank – AIA R Bear CBBC Dec 2016 B	2016/10/06	2016/10/07
61124	BNP Paribas Arbit Issu B.V. – HSI R Bear CBBC Mar 2017 X	2016/10/07	2016/10/11
61129	SG Issuer – HSI R Bear CBBC Jan 2017 Z	2016/10/07	2016/10/11
61130	SG Issuer – HSI R Bear CBBC Mar 2017 B	2016/10/07	2016/10/11
61122	Credit Suisse AG – HSI R Bear CBBC Feb 2017 W	2016/10/07	2016/10/11
61125	BNP Paribas Arbit Issu B.V. – HSI R Bear CBBC Feb 2017 L	2016/10/07	2016/10/11
61135	Goldman Sachs SP (Asia) – HSI R Bear CBBC Mar 2017 U	2016/10/07	2016/10/11
61136	Goldman Sachs SP (Asia) – HSI R Bear CBBC Mar 2017 V	2016/10/07	2016/10/11
61144	J P Morgan SP BV – HSI R Bear CBBC Jan 2017 I	2016/10/07	2016/10/11
61120	Credit Suisse AG – HSI R Bear CBBC Jan 2017 C	2016/10/07	2016/10/11
61147	J P Morgan SP BV – HSI R Bear CBBC Feb 2017 P	2016/10/07	2016/10/11
61132	SG Issuer – HSI R Bear CBBC Mar 2017 C	2016/10/07	2016/10/11
61161	UBS AG – HSI R Bear CBBC Jan 2017 S	2016/10/07	2016/10/11
61162	UBS AG – HSI R Bear CBBC Jan 2017 X	2016/10/07	2016/10/11
61146	J P Morgan SP BV – HSI R Bear CBBC Jan 2017 L	2016/10/07	2016/10/11
61109	SG Issuer – CNOOC R Bear CBBC Apr 2017 A	2016/10/07	2016/10/11
61044	Credit Suisse AG – HSI R Bull CBBC Dec 2017 O	2016/10/11	2016/10/12
61199	Credit Suisse AG – HSI R Bear CBBC Jan 2017 N	2016/10/11	2016/10/12
61200	Credit Suisse AG – HSI R Bull CBBC Oct 2017 K	2016/10/11	2016/10/12
61201	UBS AG – HSI R Bear CBBC Feb 2017 B	2016/10/11	2016/10/12
61208	UBS AG – HSI R Bear CBBC Feb 2017 L	2016/10/11	2016/10/12
60790	Credit Suisse AG – HSI R Bear CBBC Mar 2017 K	2016/10/11	2016/10/12
61211	UBS AG – HSI R Bull CBBC Oct 2017 W	2016/10/11	2016/10/12
61214	SG Issuer – HSI R Bull CBBC Mar 2018 A	2016/10/11	2016/10/12
61215	J P Morgan SP BV – HSI R Bear CBBC Feb 2017 Q	2016/10/11	2016/10/12
61216	J P Morgan SP BV – HSI R Bear CBBC Feb 2017 R	2016/10/11	2016/10/12
69826	SG Issuer – CKP R Bull CBBC Oct 2017 B	2016/10/11	2016/10/12
61048	UBS AG – HSI R Bull CBBC Dec 2017 X	2016/10/11	2016/10/12
61134	SG Issuer – HSI R Bear CBBC Mar 2017 D	2016/10/11	2016/10/12
64466	HK Bank – CNOOC R Bear CBBC Dec 2016 A	2016/10/11	2016/10/12
61179	HK Bank – HSI R Bull CBBC Jul 2017 L	2016/10/11	2016/10/12
63392	HK Bank – HKEX R Bull CBBC Oct 2016 H	2016/10/11	2016/10/13
60999	Credit Suisse AG – HSI R Bull CBBC Sep 2017 A	2016/10/11	2016/10/12
60651	J P Morgan SP BV – HSI R Bear CBBC Jan 2017 T	2016/10/11	2016/10/12
60600	Bank of East Asia – COVS R Bull CBBC Dec 2017 A	2016/10/11	2016/10/12
61041	Macquarie Bank Ltd. – HSI R Bear CBBC May 2017 A	2016/10/11	2016/10/12
61013	UBS AG – HSI R Bull CBBC Nov 2017 Q	2016/10/11	2016/10/12
61031	Goldman Sachs SP (Asia) – HSI R Bull CBBC Dec 2017 Y	2016/10/11	2016/10/12
66471	HK Bank – Galaxy Ent R Bear CBBC Jun 2017 A	2016/10/11	2016/10/12
60499	UBS AG – HSCEI R Bear CBBC Dec 2016 A	2016/10/11	2016/10/12
61016	SG Issuer – HSI R Bull CBBC Mar 2018 F	2016/10/11	2016/10/12
61149	UBS AG – HSI R Bull CBBC Dec 2017 Y	2016/10/11	2016/10/12
60882	HK Bank – COVS R Bull CBBC Oct 2017 A	2016/10/11	2016/10/12
61116	Credit Suisse AG – HSI R Bull CBBC Dec 2017 Q	2016/10/11	2016/10/12
61099	Goldman Sachs SP (Asia) – HSI R Bull CBBC Jan 2018 G	2016/10/11	2016/10/12
61097	SG Issuer – HSI R Bull CBBC Mar 2018 U	2016/10/11	2016/10/12
61096	SG Issuer – HSI R Bull CBBC Jan 2018 T	2016/10/11	2016/10/12
61093	Goldman Sachs SP (Asia) – HSI R Bull CBBC Oct 2017 I	2016/10/11	2016/10/12
61089	J P Morgan SP BV – HSI R Bull CBBC Oct 2017 J	2016/10/11	2016/10/12
61084	UBS AG – HSI R Bull CBBC Nov 2017 B	2016/10/11	2016/10/12
60831	UBS AG – HSI R Bear CBBC Jan 2017 H	2016/10/11	2016/10/12
60960	SG Issuer – HSI R Bear CBBC Feb 2017 P	2016/10/11	2016/10/12
61080	Credit Suisse AG – HSI R Bull CBBC Oct 2017 I	2016/10/11	2016/10/12
61138	J P Morgan SP BV – HSI R Bull CBBC Oct 2017 G	2016/10/11	2016/10/12
61198	Credit Suisse AG – HSI R Bear CBBC Feb 2017 X	2016/10/11	2016/10/12
61077	BNP Paribas Arbit Issu B.V. – HSI R Bull CBBC Nov 2017 R	2016/10/11	2016/10/12
61197	Goldman Sachs SP (Asia) – HSI R Bull CBBC Jan 2018 H	2016/10/11	2016/10/12
61072	SG Issuer – HSI R Bull CBBC Mar 2018 R	2016/10/11	2016/10/12
61150	UBS AG – HSI R Bull CBBC Nov 2017 K	2016/10/11	2016/10/12
60930	J P Morgan SP BV – HSI R Bull CBBC Nov 2017 F	2016/10/11	2016/10/12
60990	BNP Paribas Arbit Issu B.V. – HSI R Bull CBBC Nov 2017 Q	2016/10/11	2016/10/12
61163	Goldman Sachs SP (Asia) – HSI R Bear CBBC Feb 2017 G	2016/10/11	2016/10/12
61164	Goldman Sachs SP (Asia) – HSI R Bear CBBC Mar 2017 W	2016/10/11	2016/10/12
61165	BNP Paribas Arbit Issu B.V. – HSI R Bear CBBC Feb 2017 O	2016/10/11	2016/10/12
61170	BNP Paribas Arbit Issu B.V. – HSI R Bear CBBC Mar 2017 I	2016/10/11	2016/10/12
61172	SG Issuer – HSI R Bear CBBC Feb 2017 I	2016/10/11	2016/10/12
69890	SG Issuer – SHK Ppt P R Bull CBBC Oct 2017 A	2016/10/11	2016/10/12
61115	Credit Suisse AG – HSI R Bull CBBC Oct 2017 J	2016/10/11	2016/10/12
61140	J P Morgan SP BV – HSI R Bull CBBC Jan 2018 X	2016/10/11	2016/10/12
69162	SG Issuer – CKH R Bull CBBC Sep 2017 A	2016/10/11	2016/10/12
63020	Bank of East Asia – Galaxy Ent R Bear CBBC Feb 2017 A	2016/10/11	2016/10/12
69067	J P Morgan SP BV – CKH R Bull CBBC Oct 2017 A	2016/10/11	2016/10/12
61263	UBS AG – HSI R Bull CBBC Dec 2017 Z	2016/10/12	2016/10/13
61092	J P Morgan SP BV – HSI R Bull CBBC Oct 2017 O	2016/10/12	2016/10/13
60718	J P Morgan SP BV – COVS R Bull CBBC Oct 2017 A	2016/10/12	2016/10/13
61141	J P Morgan SP BV – HSI R Bull CBBC Jan 2018 Y	2016/10/12	2016/10/13
61180	HK Bank – Tencent R Bull CBBC Aug 2017 J	2016/10/12	2016/10/13
61212	SG Issuer – HSI R Bull CBBC Mar 2018 W	2016/10/12	2016/10/13

List of expired CBBC, 2016 (continued)

Code	CBBC	Last trading date	Delisted date
61061	J P Morgan SP BV – HSI R Bull CBBC Oct 2017 M	2016/10/12	2016/10/13
61246	UBS AG – HSI R Bull CBBC Oct 2017 P	2016/10/12	2016/10/13
61243	Credit Suisse AG – HSI R Bull CBBC Oct 2017 L	2016/10/12	2016/10/13
61269	J P Morgan SP BV – HSI R Bull CBBC Dec 2017 O	2016/10/12	2016/10/13
61272	Goldman Sachs SP (Asia) – HSI R Bull CBBC Jan 2018 I	2016/10/12	2016/10/13
61274	SG Issuer – HSI R Bull CBBC Mar 2018 Z	2016/10/12	2016/10/13
61222	Haitong Int'l Sec – COVS R Bull CBBC Oct 2017 A	2016/10/12	2016/10/13
61049	UBS AG – HSI R Bull CBBC Nov 2017 R	2016/10/12	2016/10/13
60894	Credit Suisse AG – HSI R Bull CBBC Aug 2017 H	2016/10/12	2016/10/13
60911	UBS AG – HSI R Bull CBBC Sep 2017 Q	2016/10/12	2016/10/13
60889	Goldman Sachs SP (Asia) – HSI R Bull CBBC Dec 2017 W	2016/10/12	2016/10/13
61002	Credit Suisse AG – HSI R Bull CBBC Oct 2017 H	2016/10/12	2016/10/13
60988	BNP Paribas Arbit Issu B.V. – HSI R Bull CBBC Dec 2017 O	2016/10/12	2016/10/13
60877	J P Morgan SP BV – Tencent R Bull CBBC Oct 2017 C	2016/10/12	2016/10/13
60890	BNP Paribas Arbit Issu B.V. – HSI R Bull CBBC Nov 2017 P	2016/10/12	2016/10/13
60974	HK Bank – HSI R Bull CBBC Sep 2017 F	2016/10/12	2016/10/13
60931	J P Morgan SP BV – HSI R Bull CBBC Oct 2017 Z	2016/10/12	2016/10/13
61026	Goldman Sachs SP (Asia) – HSI R Bull CBBC Dec 2017 X	2016/10/12	2016/10/13
61045	Credit Suisse AG – HSI R Bull CBBC Sep 2017 D	2016/10/12	2016/10/13
60949	SG Issuer – HSI R Bull CBBC Mar 2018 B	2016/10/12	2016/10/13
61015	UBS AG – HSI R Bull CBBC Sep 2017 Y	2016/10/12	2016/10/13
61321	UBS AG – HSI R Bull CBBC Sep 2017 K	2016/10/13	2016/10/14
60396	Goldman Sachs SP (Asia) – HSI R Bull CBBC Oct 2017 A	2016/10/13	2016/10/14
60447	SG Issuer – HSI R Bull CBBC Mar 2018 P	2016/10/13	2016/10/14
60450	J P Morgan SP BV – HSI R Bull CBBC Jan 2018 F	2016/10/13	2016/10/14
61320	UBS AG – HSI R Bull CBBC Sep 2017 R	2016/10/13	2016/10/14
61316	J P Morgan SP BV – HSI R Bull CBBC Feb 2018 J	2016/10/13	2016/10/14
61322	SG Issuer – HSI R Bull CBBC Mar 2018 M	2016/10/13	2016/10/14
61328	SG Issuer – HSI R Bull CBBC Mar 2018 S	2016/10/13	2016/10/14
68894	SG Issuer – HSI R Bull CBBC Mar 2018 L	2016/10/13	2016/10/14
60252	Goldman Sachs SP (Asia) – HSI R Bull CBBC Jan 2018 F	2016/10/13	2016/10/14
60254	BNP Paribas Arbit Issu B.V. – HSI R Bull CBBC Dec 2017 K	2016/10/13	2016/10/14
69051	UBS AG – HSI R Bull CBBC Dec 2017 D	2016/10/13	2016/10/14
69035	SG Issuer – HSI R Bull CBBC Mar 2018 N	2016/10/13	2016/10/14
69032	Credit Suisse AG – HSI R Bull CBBC Oct 2017 A	2016/10/13	2016/10/14
60403	UBS AG – HSI R Bull CBBC Sep 2017 Z	2016/10/13	2016/10/14
60327	SG Issuer – HSI R Bull CBBC Mar 2018 C	2016/10/13	2016/10/14
60417	Credit Suisse AG – HSI R Bull CBBC Oct 2017 U	2016/10/13	2016/10/14
60357	Haitong Int'l Sec – HSI R Bull CBBC Dec 2017 L	2016/10/13	2016/10/14
61152	UBS AG – HSI R Bull CBBC Nov 2017 P	2016/10/13	2016/10/14
61275	BNP Paribas Arbit Issu B.V. – HSI R Bull CBBC Dec 2017 Q	2016/10/13	2016/10/14
68878	Credit Suisse AG – HSI R Bull CBBC Nov 2017 L	2016/10/13	2016/10/14
61310	Credit Suisse AG – HSI R Bull CBBC Sep 2017 G	2016/10/13	2016/10/14
68861	BNP Paribas Arbit Issu B.V. – HSI R Bull CBBC Nov 2017 D	2016/10/13	2016/10/14
68998	HK Bank – HSI R Bull CBBC Jun 2017 J	2016/10/13	2016/10/14
60530	J P Morgan SP BV – HSI R Bull CBBC Jan 2018 G	2016/10/13	2016/10/14
68678	J P Morgan SP BV – CSOP A50 ETF R Bear CBBC Oct 2016 A	2016/10/13	2016/10/17
61071	Goldman Sachs SP (Asia) – HSI R Bull CBBC Dec 2017 Z	2016/10/13	2016/10/14
60771	HK Bank – Tencent R Bull CBBC Sep 2017 D	2016/10/13	2016/10/14
61113	SG Issuer – Tencent R Bull CBBC Nov 2017 D	2016/10/13	2016/10/14
61019	J P Morgan SP BV – Tencent R Bull CBBC Dec 2017 B	2016/10/13	2016/10/14
61118	Credit Suisse AG – Tencent R Bull CBBC Sep 2017 C	2016/10/13	2016/10/14
61119	Credit Suisse AG – HSI R Bull CBBC Sep 2017 E	2016/10/13	2016/10/14
60335	J P Morgan SP BV – HSI R Bull CBBC Oct 2016 Z	2016/10/13	2016/10/14
61127	SG Issuer – HSI R Bull CBBC Mar 2018 V	2016/10/13	2016/10/14
60576	UBS AG – HSI R Bull CBBC Nov 2017 J	2016/10/13	2016/10/14
60566	J P Morgan SP BV – HSI R Bull CBBC Jan 2018 S	2016/10/13	2016/10/14
61289	HK Bank – HSCEI R Bull CBBC Oct 2017 B	2016/10/13	2016/10/14
61232	HK Bank – HKEX R Bull CBBC Nov 2017 C	2016/10/13	2016/10/14
61306	Credit Suisse AG – HSI R Bull CBBC Nov 2017 D	2016/10/13	2016/10/14
68773	UBS AG – HSI R Bull CBBC Dec 2017 C	2016/10/13	2016/10/14
60518	UBS AG – HSI R Bull CBBC Oct 2017 B	2016/10/13	2016/10/14
68776	Credit Suisse AG – HSI R Bull CBBC Nov 2017 F	2016/10/13	2016/10/14
63653	J P Morgan SP BV – Tencent R Bull CBBC Oct 2016 A	2016/10/13	2016/10/14
61266	J P Morgan SP BV – HKEX R Bull CBBC Dec 2017 C	2016/10/13	2016/10/14
61288	HK Bank – HSI R Bull CBBC Aug 2017 M	2016/10/13	2016/10/14
68781	SG Issuer – HSI R Bull CBBC Dec 2017 M	2016/10/13	2016/10/14
61295	BNP Paribas Arbit Issu B.V. – HSI R Bull CBBC Nov 2017 S	2016/10/13	2016/10/14
68799	J P Morgan SP BV – HSI R Bull CBBC Oct 2017 Q	2016/10/13	2016/10/14
68802	Goldman Sachs SP (Asia) – HSI R Bull CBBC Dec 2017 V	2016/10/13	2016/10/14
61296	Goldman Sachs SP (Asia) – HSI R Bull CBBC Dec 2017 F	2016/10/13	2016/10/14
60542	Credit Suisse AG – HSI R Bull CBBC Nov 2017 S	2016/10/13	2016/10/14
69194	J P Morgan SP BV – HSI R Bull CBBC Nov 2017 C	2016/10/13	2016/10/14
69477	J P Morgan SP BV – HSCEI R Bull CBBC Sep 2017 D	2016/10/13	2016/10/14
69280	UBS AG – HSI R Bull CBBC Sep 2017 M	2016/10/13	2016/10/14
69698	Haitong Int'l Sec – HSI R Bull CBBC Nov 2017 E	2016/10/13	2016/10/14
61375	BNP Paribas Arbit Issu B.V. – HSI R Bull CBBC Dec 2017 R	2016/10/14	2016/10/17
61395	Goldman Sachs SP (Asia) – HSI R Bull CBBC Jan 2018 K	2016/10/14	2016/10/17
61394	Goldman Sachs SP (Asia) – HSI R Bull CBBC Jan 2018 J	2016/10/14	2016/10/17
61386	UBS AG – HSI R Bull CBBC Dec 2017 E	2016/10/14	2016/10/17
62785	UBS AG – TCH R Bull CBBC Oct 2016 A	2016/10/14	2016/10/18
69152	HK Bank – BOCL R Bear CBBC Oct 2016 A	2016/10/14	2016/10/18
61430	J P Morgan SP BV – HSI R Bull CBBC Jan 2018 Z	2016/10/14	2016/10/17
61421	SG Issuer – HSI R Bull CBBC Mar 2018 X	2016/10/14	2016/10/17
61376	BNP Paribas Arbit Issu B.V. – HSI R Bull CBBC Nov 2017 T	2016/10/14	2016/10/17
61385	Credit Suisse AG – HSI R Bull CBBC Oct 2017 M	2016/10/14	2016/10/17
61426	SG Issuer – HSI R Bull CBBC Mar 2018 Y	2016/10/14	2016/10/17

List of expired CBBC, 2016 (continued)

Code	CBBC	Last trading date	Delisted date
61356	SG Issuer – PetroChina R Bull CBBC Oct 2017 B	2016/10/14	2016/10/17
66860	HK Bank – China Life R Bear CBBC Oct 2016 B	2016/10/14	2016/10/18
61339	SG Issuer – COVS R Bull CBBC Aug 2017 A	2016/10/14	2016/10/17
61428	J P Morgan SP BV – HSI R Bull CBBC Oct 2017 E	2016/10/14	2016/10/17
62984	HK Bank – TCH R Bull CBBC Oct 2016 A	2016/10/14	2016/10/18
68664	HK Bank – COVS R Bull CBBC Oct 2016 B	2016/10/14	2016/10/18
61383	Credit Suisse AG – HSI R Bull CBBC Dec 2017 R	2016/10/14	2016/10/17
61414	J P Morgan SP BV – CC Bank R Bull CBBC Sep 2017 A	2016/10/14	2016/10/17
62958	HK Bank – CAM CSI300 R Bull CBBC Oct 2016 C	2016/10/14	2016/10/18
61883	HK Bank – AIA R Bull CBBC Oct 2016 G	2016/10/14	2016/10/18
63390	HK Bank – HKEX R Bull CBBC Oct 2016 G	2016/10/14	2016/10/18
61485	Goldman Sachs SP (Asia) – HSI R Bull CBBC Jan 2018 L	2016/10/17	2016/10/18
67974	SG Issuer – CMob R Bull CBBC Oct 2017 D	2016/10/17	2016/10/18
64634	BNP Paribas Arbit Issu B.V. – Ch Mob R Bull CBBC Jun 2017 B	2016/10/17	2016/10/18
61473	J P Morgan SP BV – HSI R Bull CBBC Oct 2017 R	2016/10/17	2016/10/18
61173	HK Bank – HSI R Bull CBBC Aug 2017 K	2016/10/17	2016/10/18
61360	SG Issuer – Sands R Bull CBBC Jul 2017 C	2016/10/17	2016/10/18
61482	J P Morgan SP BV – HSI R Bull CBBC Oct 2017 S	2016/10/17	2016/10/18
69075	Haitong Int'l Sec – HSI R Bull CBBC Dec 2017 J	2016/10/17	2016/10/18
61350	SG Issuer – Galaxy R Bull CBBC Jun 2017 C	2016/10/17	2016/10/18
68766	BNP Paribas Arbit Issu B.V. – HSI R Bull CBBC Dec 2017 D	2016/10/17	2016/10/18
69156	Macquarie Bank Ltd. – HSI R Bull CBBC Apr 2017 E	2016/10/17	2016/10/18
61477	J P Morgan SP BV – China Life R Bull CBBC Dec 2017 B	2016/10/17	2016/10/18
61456	HK Bank – Galaxy Ent R Bull CBBC Oct 2017 A	2016/10/17	2016/10/18
60482	HK Bank – Tencent R Bull CBBC Oct 2017 B	2016/10/17	2016/10/18
61476	J P Morgan SP BV – HKEX R Bull CBBC Nov 2017 G	2016/10/17	2016/10/18
61463	Credit Suisse AG – HSI R Bull CBBC Oct 2017 N	2016/10/17	2016/10/18
61467	UBS AG – HSI R Bull CBBC Nov 2017 O	2016/10/17	2016/10/18
64923	J P Morgan SP BV – China Mobile R Bull CBBC Nov 2017 B	2016/10/17	2016/10/18
61420	J P Morgan SP BV – Galaxy Ent R Bull CBBC Dec 2017 B	2016/10/17	2016/10/18
64988	HK Bank – China Mobile R Bull CBBC Jun 2017 A	2016/10/17	2016/10/18
61488	SG Issuer – HSI R Bull CBBC Mar 2018 T	2016/10/17	2016/10/18
61497	Goldman Sachs SP (Asia) – HSI R Bull CBBC Jan 2018 M	2016/10/18	2016/10/19
61506	BNP Paribas Arbit Issu B.V. – HSI R Bull CBBC Nov 2017 U	2016/10/18	2016/10/19
61515	Credit Suisse AG – HSI R Bull CBBC Dec 2017 U	2016/10/18	2016/10/19
61547	SG Issuer – HSI R Bull CBBC Mar 2018 A	2016/10/18	2016/10/19
61514	Credit Suisse AG – HSI R Bull CBBC Oct 2017 V	2016/10/18	2016/10/19
61557	J P Morgan SP BV – HSI R Bull CBBC Oct 2017 T	2016/10/18	2016/10/19
61513	Credit Suisse AG – HSI R Bull CBBC Sep 2017 H	2016/10/18	2016/10/19
61558	J P Morgan SP BV – HSI R Bull CBBC Feb 2018 K	2016/10/18	2016/10/19
61549	SG Issuer – HSI R Bull CBBC Mar 2018 F	2016/10/18	2016/10/19
61535	UBS AG – HSI R Bull CBBC Jan 2018 B	2016/10/18	2016/10/19
61536	UBS AG – HSI R Bull CBBC Nov 2017 V	2016/10/18	2016/10/19
61538	UBS AG – HSI R Bull CBBC Nov 2017 B	2016/10/18	2016/10/19
61597	Credit Suisse AG – HSI R Bull CBBC Oct 2017 E	2016/10/19	2016/10/20
61573	BNP Paribas Arbit Issu B.V. – HSI R Bear CBBC Mar 2017 T	2016/10/19	2016/10/20
61569	Goldman Sachs SP (Asia) – HSI R Bull CBBC Oct 2017 J	2016/10/19	2016/10/20
61568	Goldman Sachs SP (Asia) – HSI R Bull CBBC Jan 2018 N	2016/10/19	2016/10/20
61594	J P Morgan SP BV – HSI R Bear CBBC Jan 2017 V	2016/10/19	2016/10/20
61564	BNP Paribas Arbit Issu B.V. – HSI R Bull CBBC Dec 2017 S	2016/10/19	2016/10/20
61600	Credit Suisse AG – HSI R Bull CBBC Dec 2017 V	2016/10/19	2016/10/20
61567	BNP Paribas Arbit Issu B.V. – HSI R Bull CBBC Nov 2017 V	2016/10/19	2016/10/20
61574	BNP Paribas Arbit Issu B.V. – HSI R Bear CBBC Feb 2017 T	2016/10/19	2016/10/20
61604	Credit Suisse AG – HSI R Bear CBBC Feb 2017 P	2016/10/19	2016/10/20
61609	SG Issuer – HSI R Bear CBBC Jan 2017 M	2016/10/19	2016/10/20
61585	J P Morgan SP BV – HSI R Bull CBBC Oct 2017 U	2016/10/19	2016/10/20
61622	UBS AG – HSI R Bull CBBC Sep 2017 N	2016/10/19	2016/10/20
61592	J P Morgan SP BV – HSI R Bull CBBC Oct 2017 V	2016/10/19	2016/10/20
61621	UBS AG – HSI R Bull CBBC Oct 2017 W	2016/10/19	2016/10/20
61625	UBS AG – HSI R Bear CBBC Jan 2017 T	2016/10/19	2016/10/20
61607	SG Issuer – HSI R Bull CBBC Mar 2018 U	2016/10/19	2016/10/20
61606	SG Issuer – HSI R Bull CBBC Mar 2018 R	2016/10/19	2016/10/20
61684	UBS AG – HSI R Bear CBBC Feb 2017 E	2016/10/20	2016/10/21
61666	Credit Suisse AG – HSI R Bear CBBC Feb 2017 Q	2016/10/20	2016/10/21
61658	Credit Suisse AG – HSI R Bull CBBC Sep 2017 I	2016/10/20	2016/10/21
61710	SG Issuer – HSI R Bear CBBC Mar 2017 I	2016/10/20	2016/10/21
61665	Credit Suisse AG – HSI R Bear CBBC Mar 2017 W	2016/10/20	2016/10/21
61611	SG Issuer – HSI R Bear CBBC Jan 2017 Z	2016/10/20	2016/10/21
61709	SG Issuer – HSI R Bear CBBC Mar 2017 H	2016/10/20	2016/10/21
61708	SG Issuer – HSI R Bear CBBC Mar 2017 G	2016/10/20	2016/10/21
61670	Credit Suisse AG – HSI R Bear CBBC Mar 2017 X	2016/10/20	2016/10/21
61673	UBS AG – HSI R Bull CBBC Nov 2017 K	2016/10/20	2016/10/21
61690	Goldman Sachs SP (Asia) – HSI R Bear CBBC Feb 2017 U	2016/10/20	2016/10/21
61626	UBS AG – HSI R Bear CBBC Jan 2017 W	2016/10/20	2016/10/21
61627	Goldman Sachs SP (Asia) – HSI R Bear CBBC Feb 2017 I	2016/10/20	2016/10/21
61664	BNP Paribas Arbit Issu B.V. – HSI R Bear CBBC Feb 2017 U	2016/10/20	2016/10/21
61706	J P Morgan SP BV – HSI R Bear CBBC Jan 2017 D	2016/10/20	2016/10/21
61685	UBS AG – HSI R Bear CBBC Jan 2017 A	2016/10/20	2016/10/21
61704	J P Morgan SP BV – HSI R Bear CBBC Jan 2017 Z	2016/10/20	2016/10/21
61668	Credit Suisse AG – HSI R Bear CBBC Feb 2017 T	2016/10/20	2016/10/21
61701	J P Morgan SP BV – HSI R Bear CBBC Feb 2017 V	2016/10/20	2016/10/21
61110	SG Issuer – CNOOC R Bear CBBC Apr 2017 B	2016/10/20	2016/10/21
61692	J P Morgan SP BV – Tencent R Bear CBBC Nov 2017 D	2016/10/20	2016/10/21
61689	Goldman Sachs SP (Asia) – HSI R Bear CBBC Feb 2017 S	2016/10/20	2016/10/21
61655	HK Bank – HSI R Bear CBBC Mar 2017 Q	2016/10/20	2016/10/21
61686	UBS AG – HSI R Bear CBBC Jan 2017 B	2016/10/20	2016/10/21
61691	Goldman Sachs SP (Asia) – HSI R Bear CBBC Feb 2017 V	2016/10/20	2016/10/21

List of expired CBBC, 2016 (continued)

Code	CBBC	Last trading date	Delisted date
61637	J P Morgan SP BV – HSI R Bull CBBC Oct 2017 X	2016/10/20	2016/10/21
64467	J P Morgan SP BV – Sands China R Bear CBBC Oct 2016 A	2016/10/20	2016/10/24
61575	BNP Paribas Arbit Issu B.V. – HSI R Bear CBBC Mar 2017 Z	2016/10/20	2016/10/21
61711	SG Issuer – HSI R Bear CBBC Mar 2017 J	2016/10/20	2016/10/21
61601	Credit Suisse AG – HSI R Bear CBBC Feb 2017 N	2016/10/20	2016/10/21
61662	BNP Paribas Arbit Issu B.V. – HSI R Bear CBBC Mar 2017 C	2016/10/20	2016/10/21
64124	J P Morgan SP BV – Tencent R Bull CBBC Oct 2016 C	2016/10/20	2016/10/24
65859	J P Morgan SP BV – COVS R Bear CBBC Oct 2016 A	2016/10/20	2016/10/24
62400	HK Bank – HKEX R Bull CBBC Oct 2016 V	2016/10/21	2016/10/25
68883	HK Bank – HKEX R Bull CBBC Oct 2016 J	2016/10/21	2016/10/25
62138	SGA Societe Generale Acceptance N.V.-HSI R Bull CBBC Oct16 Q	2016/10/21	2016/10/24
62142	SGA Societe Generale Acceptance N.V.-HSI R Bull CBBC Oct16 U	2016/10/21	2016/10/24
62143	SGA Societe Generale Acceptance N.V.-HSI R Bull CBBC Oct16 V	2016/10/21	2016/10/24
62145	SGA Societe Generale Acceptance N.V.-HSI R Bull CBBC Oct16 C	2016/10/21	2016/10/24
66167	HK Bank – AIA R Bull CBBC Oct 2016 B	2016/10/21	2016/10/25
64492	SGA Societe Generale Acceptance N.V.-A50 R Bull CBBC Oct16 A	2016/10/21	2016/10/24
62147	SGA Societe Generale Acceptance N.V.-HSI R Bull CBBC Oct16 E	2016/10/21	2016/10/24
64999	HK Bank – HKEX R Bear CBBC Oct 2016 A	2016/10/21	2016/10/25
62148	SGA Societe Generale Acceptance N.V.-HSI R Bull CBBC Oct16 F	2016/10/21	2016/10/24
62534	HK Bank – Sinopec Corp R Bull CBBC Oct 2016 E	2016/10/21	2016/10/25
63798	HK Bank – A50 R Bull CBBC Oct 2016 B	2016/10/21	2016/10/25
62538	HK Bank – Ping An R Bull CBBC Oct 2016 L	2016/10/21	2016/10/25
62150	SGA Societe Generale Acceptance N.V.-HSI R Bull CBBC Oct16 G	2016/10/21	2016/10/24
62151	SGA Societe Generale Acceptance N.V.-HSI R Bull CBBC Oct16 H	2016/10/21	2016/10/24
63374	HK Bank – A50 R Bull CBBC Oct 2016 A	2016/10/21	2016/10/25
62686	SGA Societe Generale Acceptance N.V.-HSI R Bull CBBC Oct16 N	2016/10/21	2016/10/24
62146	SGA Societe Generale Acceptance N.V.-HSI R Bull CBBC Oct16 D	2016/10/21	2016/10/24
60532	UBS AG – HKEX R Bull CBBC Oct 2016 E	2016/10/21	2016/10/25
65756	HK Bank – HKEX R Bear CBBC Oct 2016 C	2016/10/21	2016/10/25
68377	HK Bank – TCH R Bull CBBC Oct 2016 F	2016/10/21	2016/10/25
62407	SGA Societe Generale Acceptance N.V.-HSI R Bull CBBC Oct16 J	2016/10/21	2016/10/24
62410	SGA Societe Generale Acceptance N.V.-HSI R Bull CBBC Oct16 K	2016/10/21	2016/10/24
64610	HK Bank – A50 R Bear CBBC Oct 2016 C	2016/10/21	2016/10/25
62276	SGA Societe Generale Acceptance N.V.-HSI R Bull CBBC Oct16 I	2016/10/21	2016/10/24
61728	Credit Suisse AG – HSI R Bear CBBC Mar 2017 Z	2016/10/24	2016/10/25
61727	Credit Suisse AG – HSI R Bear CBBC Mar 2017 Y	2016/10/24	2016/10/25
61726	Credit Suisse AG – HSI R Bear CBBC Feb 2017 U	2016/10/24	2016/10/25
61811	J P Morgan SP BV – HSI R Bear CBBC Jan 2017 P	2016/10/24	2016/10/25
61741	UBS AG – HSI R Bear CBBC Jan 2017 L	2016/10/24	2016/10/25
61509	BNP Paribas Arbit Issu B.V. – HSI R Bear CBBC Feb 2017 J	2016/10/24	2016/10/25
67973	SG Issuer – CMob R Bull CBBC Nov 2017 A	2016/10/24	2016/10/25
61714	SG Issuer – HSI R Bear CBBC Mar 2017 K	2016/10/24	2016/10/25
61229	SG Issuer – HSI R Bear CBBC Feb 2017 O	2016/10/24	2016/10/25
61660	Credit Suisse AG – HSI R Bull CBBC Oct 2017 B	2016/10/24	2016/10/25
61792	Credit Suisse AG – HSI R Bear CBBC Feb 2017 S	2016/10/24	2016/10/25
61540	UBS AG – HSI R Bear CBBC Feb 2017 O	2016/10/24	2016/10/25
61815	Goldman Sachs SP (Asia) – HSI R Bear CBBC Feb 2017 Y	2016/10/24	2016/10/25
61723	Credit Suisse AG – HSI R Bear CBBC Apr 2017 G	2016/10/24	2016/10/25
61744	UBS AG – HSI R Bear CBBC Jan 2017 E	2016/10/24	2016/10/25
61810	SG Issuer – HSI R Bear CBBC Mar 2017 N	2016/10/24	2016/10/25
61793	Credit Suisse AG – HSI R Bear CBBC Apr 2017 H	2016/10/24	2016/10/25
61775	Goldman Sachs SP (Asia) – HSI R Bear CBBC Mar 2017 H	2016/10/24	2016/10/25
61808	SG Issuer – HSI R Bear CBBC Mar 2017 M	2016/10/24	2016/10/25
61764	J P Morgan SP BV – HSI R Bear CBBC Feb 2017 X	2016/10/24	2016/10/25
61698	J P Morgan SP BV – HSBC R Bear CBBC Apr 2017 A	2016/10/24	2016/10/25
61806	UBS AG – HSI R Bear CBBC Mar 2017 Q	2016/10/24	2016/10/25
61768	J P Morgan SP BV – HSI R Bear CBBC Jan 2017 E	2016/10/24	2016/10/25
61804	UBS AG – HSI R Bear CBBC Feb 2017 I	2016/10/24	2016/10/25
61545	Goldman Sachs SP (Asia) – HSI R Bear CBBC Feb 2017 R	2016/10/24	2016/10/25
61802	UBS AG – HSI R Bear CBBC Mar 2017 P	2016/10/24	2016/10/25
61516	Credit Suisse AG – HSI R Bear CBBC Mar 2017 U	2016/10/24	2016/10/25
61763	SG Issuer – HSI R Bear CBBC Mar 2017 L	2016/10/24	2016/10/25
61743	UBS AG – HSI R Bear CBBC Jan 2017 Y	2016/10/24	2016/10/25
61603	Credit Suisse AG – HSI R Bear CBBC Mar 2017 V	2016/10/24	2016/10/25
61647	HK Bank – HSI R Bear CBBC Apr 2017 N	2016/10/24	2016/10/25
66727	Bank of East Asia – China Mobile R Bull CBBC Nov 2017 A	2016/10/24	2016/10/25
61559	J P Morgan SP BV – HSI R Bear CBBC Jan 2017 A	2016/10/24	2016/10/25
61254	UBS AG – HSI R Bear CBBC Mar 2017 M	2016/10/24	2016/10/25
61615	J P Morgan SP BV – HSI R Bear CBBC Feb 2017 T	2016/10/24	2016/10/25
61812	J P Morgan SP BV – HSI R Bear CBBC Feb 2017 Y	2016/10/24	2016/10/25
61632	Goldman Sachs SP (Asia) – HSI R Bull CBBC Jan 2018 O	2016/10/24	2016/10/25
61579	HK Bank – CUni R Bull CBBC Nov 2017 A	2016/10/24	2016/10/25
61242	Credit Suisse AG – HSI R Bear CBBC Feb 2017 Y	2016/10/24	2016/10/25
61842	J P Morgan SP BV – China Mobile R Bull CBBC Nov 2017 D	2016/10/25	2016/10/26
61836	J P Morgan SP BV – HSI R Bear CBBC Jan 2017 U	2016/10/25	2016/10/26
61650	HK Bank – Tencent R Bear CBBC Apr 2017 H	2016/10/25	2016/10/26
60045	Bank of East Asia – TCH R Bull CBBC Oct 2016 A	2016/10/25	2016/10/27
61823	UBS AG – HSI R Bear CBBC Jan 2017 J	2016/10/25	2016/10/26
61819	Credit Suisse AG – HSI R Bear CBBC Apr 2017 I	2016/10/25	2016/10/26
61818	Credit Suisse AG – HSI R Bear CBBC Mar 2017 L	2016/10/25	2016/10/26
68514	HK Bank – PetCh R Bear CBBC Oct 2016 A	2016/10/25	2016/10/27
61846	Goldman Sachs SP (Asia) – HSI R Bull CBBC Jan 2018 R	2016/10/26	2016/10/27
61863	SG Issuer – HSI R Bear CBBC Jan 2017 M	2016/10/26	2016/10/27
61861	J P Morgan SP BV – HSI R Bear CBBC Jan 2017 L	2016/10/26	2016/10/27
61860	UBS AG – HSI R Bear CBBC Jan 2017 S	2016/10/26	2016/10/27
61778	HK Bank – Galaxy Ent R Bear CBBC Jul 2017 B	2016/10/26	2016/10/27
61859	UBS AG – HSI R Bull CBBC Sep 2017 Q	2016/10/26	2016/10/27

List of expired CBBC, 2016 (continued)

Code	CBBC	Last trading date	Delisted date
61856	Credit Suisse AG – HSI R Bull CBBC Oct 2017 K	2016/10/26	2016/10/27
61847	BNP Paribas Arbit Issu B.V. – HSI R Bear CBBC Feb 2017 D	2016/10/26	2016/10/27
61857	Credit Suisse AG – HSI R Bear CBBC Mar 2017 N	2016/10/26	2016/10/27
61840	J P Morgan SP BV – HSI R Bull CBBC Oct 2017 L	2016/10/26	2016/10/27
61822	Credit Suisse AG – HSI R Bull CBBC Oct 2017 J	2016/10/26	2016/10/27
61848	SG Issuer – HSI R Bull CBBC Mar 2018 M	2016/10/26	2016/10/27
61905	SG Issuer – HSI R Bull CBBC Mar 2018 P	2016/10/27	2016/10/28
61797	J P Morgan SP BV – HSI R Bull CBBC Jan 2018 Q	2016/10/27	2016/10/28
61790	Credit Suisse AG – HSI R Bull CBBC Nov 2017 F	2016/10/27	2016/10/28
61800	UBS AG – HSI R Bull CBBC Oct 2017 B	2016/10/27	2016/10/28
66290	HK Bank – HSI R Bull CBBC Oct 2016 S	2016/10/27	2016/10/31
62840	UBS AG – HSI R Bull CBBC Oct 2016 F	2016/10/27	2016/10/31
62062	Credit Suisse AG – HSI R Bull CBBC Oct 2016 Z	2016/10/27	2016/10/31
61355	SG Issuer – Lenovo R Bull CBBC Jun 2017 A	2016/10/27	2016/10/28
64812	J P Morgan SP BV – Lenovo R Bull CBBC Oct 2017 A	2016/10/27	2016/10/28
62841	UBS AG – HSI R Bull CBBC Oct 2016 G	2016/10/27	2016/10/31
64111	J P Morgan SP BV – China Mobile R Bull CBBC Oct 2017 B	2016/10/27	2016/10/28
62747	Credit Suisse AG – HSCEI R Bull CBBC Oct 2016 A	2016/10/27	2016/10/31
61661	Credit Suisse AG – HSI R Bull CBBC Dec 2017 W	2016/10/27	2016/10/28
61772	J P Morgan SP BV – HSI R Bull CBBC Feb 2018 L	2016/10/27	2016/10/28
62063	Credit Suisse AG – HSI R Bull CBBC Oct 2016 E	2016/10/27	2016/10/31
62717	Credit Suisse AG – HSI R Bull CBBC Oct 2016 I	2016/10/27	2016/10/31
69752	HK Bank – China Life R Bull CBBC Sep 2017 A	2016/10/27	2016/10/28
63111	SGA Societe Generale Acceptance N.V.-HSI R Bull CBBC Oct16 B	2016/10/27	2016/10/31
62839	UBS AG – HSI R Bull CBBC Oct 2016 E	2016/10/27	2016/10/31
67678	HK Bank – HSI R Bull CBBC Oct 2016 I	2016/10/27	2016/10/31
60216	Haitong Int'l Sec – China Mobile R Bull CBBC Sep 2017 A	2016/10/27	2016/10/28
61829	UBS AG – HSI R Bull CBBC Nov 2017 R	2016/10/27	2016/10/28
63762	HK Bank – HSCEI R Bull CBBC Oct 2016 F	2016/10/27	2016/10/31
61831	SG Issuer – HSI R Bull CBBC Mar 2018 C	2016/10/27	2016/10/28
63022	Credit Suisse AG – HSI R Bull CBBC Oct 2016 K	2016/10/27	2016/10/31
61834	SG Issuer – HSI R Bull CBBC Mar 2018 L	2016/10/27	2016/10/28
61849	HK Bank – HSI R Bull CBBC Oct 2017 E	2016/10/27	2016/10/28
61852	BNP Paribas Arbit Issu B.V. – HSI R Bull CBBC Nov 2017 X	2016/10/27	2016/10/28
61858	J P Morgan SP BV – HSI R Bull CBBC Oct 2017 G	2016/10/27	2016/10/28
66546	HK Bank – HSCEI R Bull CBBC Oct 2016 M	2016/10/27	2016/10/31
61882	HK Bank – HSI R Bull CBBC Oct 2017 F	2016/10/27	2016/10/28
61864	Goldman Sachs SP (Asia) – HSI R Bull CBBC Jan 2018 S	2016/10/27	2016/10/28
61902	UBS AG – HSI R Bull CBBC Sep 2017 Y	2016/10/27	2016/10/28
61873	SG Issuer – HSI R Bear CBBC Jan 2017 Z	2016/10/27	2016/10/28
62734	Credit Suisse AG – HSI R Bull CBBC Oct 2016 J	2016/10/27	2016/10/31
61874	HK Bank – HSCEI R Bull CBBC Oct 2017 C	2016/10/27	2016/10/28
61342	SG Issuer – CUni R Bull CBBC Apr 2018 A	2016/10/27	2016/10/28
61889	HK Bank – Tencent R Bull CBBC Oct 2017 C	2016/10/27	2016/10/28
61893	Credit Suisse AG – HSI R Bull CBBC Nov 2017 L	2016/10/27	2016/10/28
62562	Credit Suisse AG – HSI R Bull CBBC Oct 2016 P	2016/10/27	2016/10/31
61895	J P Morgan SP BV – HSI R Bull CBBC Nov 2017 F	2016/10/27	2016/10/28
69348	UBS AG – HSCEI R Bull CBBC Oct 2016 F	2016/10/27	2016/10/31
61896	J P Morgan SP BV – HSI R Bull CBBC Oct 2017 J	2016/10/27	2016/10/28
61862	SG Issuer – HSI R Bull CBBC Mar 2018 N	2016/10/27	2016/10/28
60300	Macquarie Bank Ltd. – HSI R Bull CBBC Oct 2016 A	2016/10/27	2016/10/31
62863	SGA Societe Generale Acceptance N.V.-HSI R Bull CBBC Oct16 S	2016/10/27	2016/10/31
61630	BNP Paribas Arbit Issu B.V. – HSI R Bull CBBC Nov 2017 W	2016/10/27	2016/10/28
61739	Credit Suisse AG – HSI R Bull CBBC Nov 2017 D	2016/10/27	2016/10/28
65009	HK Bank – HSI R Bear CBBC Oct 2016 E	2016/10/27	2016/10/31
61677	UBS AG – HSI R Bull CBBC Nov 2017 Q	2016/10/27	2016/10/28
61678	UBS AG – HSI R Bull CBBC Sep 2017 A	2016/10/27	2016/10/28
61683	UBS AG – China Life R Bull CBBC Feb 2018 A	2016/10/27	2016/10/28
61631	BNP Paribas Arbit Issu B.V. – HSI R Bull CBBC Dec 2017 T	2016/10/27	2016/10/28
65523	UBS AG – HSI R Bear CBBC Oct 2016 B	2016/10/27	2016/10/31
61738	Credit Suisse AG – HSI R Bull CBBC Nov 2017 C	2016/10/27	2016/10/28
60302	Macquarie Bank Ltd. – HSI R Bull CBBC Oct 2016 B	2016/10/27	2016/10/31
69613	J P Morgan SP BV – China Life R Bull CBBC Dec 2017 A	2016/10/27	2016/10/28
61707	SG Issuer – HSI R Bull CBBC Mar 2018 B	2016/10/27	2016/10/28
63398	HK Bank – HSI R Bull CBBC Oct 2016 Y	2016/10/27	2016/10/31
62966	HK Bank – Ping An R Bear CBBC Oct 2016 C	2016/10/27	2016/10/31
62812	SGA Societe Generale Acceptance N.V.-HSI R Bull CBBC Oct16 O	2016/10/27	2016/10/31
65650	Credit Suisse AG – China Mobile R Bull CBBC Oct 2016 A	2016/10/27	2016/10/31
62730	Credit Suisse AG – HKEX R Bull CBBC Oct 2016 A	2016/10/27	2016/10/31
62032	SGA Societe Generale Acceptance N.V.-HSI R Bull CBBC Oct16 X	2016/10/27	2016/10/31
62880	Credit Suisse AG – HSI R Bull CBBC Oct 2016 G	2016/10/27	2016/10/31
61877	UBS AG – HSI R Bull CBBC Oct 2016 B	2016/10/27	2016/10/31
64568	HK Bank – HSCEI R Bear CBBC Oct 2016 D	2016/10/27	2016/10/31
61875	UBS AG – HSI R Bull CBBC Oct 2016 A	2016/10/27	2016/10/31
62042	Macquarie Bank Ltd. – HSI R Bull CBBC Oct 2016 C	2016/10/27	2016/10/31
61644	J P Morgan SP BV – HSI R Bull CBBC Oct 2017 Y	2016/10/27	2016/10/28
61757	SG Issuer – HSI R Bull CBBC Mar 2018 Z	2016/10/27	2016/10/28
62796	Credit Suisse AG – HSI R Bull CBBC Oct 2016 R	2016/10/27	2016/10/31
61959	HK Bank – HSCEI R Bull CBBC Oct 2016 O	2016/10/27	2016/10/31
61755	SG Issuer – HSI R Bull CBBC Mar 2018 W	2016/10/27	2016/10/28
61748	UBS AG – HSI R Bull CBBC Dec 2017 I	2016/10/27	2016/10/28
60707	HK Bank – HSI R Bull CBBC Oct 2016 U	2016/10/27	2016/10/31
61747	UBS AG – HSI R Bull CBBC Oct 2017 P	2016/10/27	2016/10/28
61636	Goldman Sachs SP (Asia) – HSI R Bull CBBC Jan 2018 P	2016/10/27	2016/10/28
68663	SG Issuer – HSI R Bull CBBC Mar 2018 H	2016/10/28	2016/10/31
61688	Goldman Sachs SP (Asia) – HSI R Bull CBBC Jan 2018 Q	2016/10/28	2016/10/31
64845	HK Bank – China Mobile R Bull CBBC Oct 2016 I	2016/10/28	2016/11/01

List of expired CBBC, 2016 (continued)

Code	CBBC	Last trading date	Delisted date
68655	J P Morgan SP BV – HSI R Bull CBBC Feb 2018 D	2016/10/28	2016/10/31
69065	J P Morgan SP BV – HSI R Bull CBBC Oct 2017 F	2016/10/28	2016/10/31
65002	HK Bank – HKEX R Bear CBBC Oct 2016 B	2016/10/28	2016/11/01
62912	UBS AG – CAM CSI300 R Bull CBBC Oct 2016 B	2016/10/28	2016/11/01
69173	SG Issuer – Tencent R Bull CBBC Sep 2017 E	2016/10/28	2016/10/31
68671	Goldman Sachs SP (Asia) – HSI R Bull CBBC Dec 2017 U	2016/10/28	2016/10/31
62990	HK Bank – Haitong Sec R Bull CBBC Oct 2016 B	2016/10/28	2016/11/01
61584	HK Bank – Tencent R Bull CBBC Nov 2017 B	2016/10/28	2016/10/31
68670	BNP Paribas Arbit Issu B.V. – HSI R Bull CBBC Nov 2017 C	2016/10/28	2016/10/31
61821	Credit Suisse AG – HSI R Bull CBBC Sep 2017 J	2016/10/28	2016/10/31
65333	UBS AG – China Mobile R Bull CBBC Oct 2016 D	2016/10/28	2016/11/01
61817	Bank of East Asia – Tencent R Bull CBBC Dec 2017 C	2016/10/28	2016/10/31
61841	J P Morgan SP BV – Tencent R Bull CBBC Dec 2017 E	2016/10/28	2016/10/31
64816	HK Bank – CITIC Sec R Bull CBBC Oct 2016 A	2016/10/28	2016/11/01
63418	HK Bank – China Mobile R Bull CBBC Sep 2017 A	2016/10/28	2016/10/31
61839	J P Morgan SP BV – HSI R Bull CBBC Nov 2017 R	2016/10/28	2016/10/31
60638	UBS AG – HSI R Bull CBBC Sep 2017 J	2016/10/28	2016/10/31
68647	Credit Suisse AG – HSI R Bull CBBC Aug 2017 F	2016/10/28	2016/10/31
68826	SG Issuer – HSI R Bull CBBC Mar 2018 K	2016/10/28	2016/10/31
60528	J P Morgan SP BV – Tencent R Bull CBBC Oct 2017 B	2016/10/28	2016/10/31
61299	Bank of East Asia – China Life R Bull CBBC Dec 2017 A	2016/10/28	2016/10/31
64776	HK Bank – Ping An R Bear CBBC Oct 2016 D	2016/10/28	2016/11/01
69218	HK Bank – China Life R Bear CBBC Oct 2016 C	2016/10/28	2016/11/01
68818	UBS AG – HSI R Bull CBBC Oct 2017 I	2016/10/28	2016/10/31
68892	UBS AG – HSI R Bull CBBC Nov 2017 A	2016/10/28	2016/10/31
68404	HK Bank – HKEX R Bull CBBC Oct 2016 T	2016/10/28	2016/11/01
68820	J P Morgan SP BV – HSI R Bull CBBC Nov 2017 Z	2016/10/28	2016/10/31
61293	Macquarie Bank Ltd. – HSI R Bull CBBC Sep 2017 A	2016/10/28	2016/10/31
63882	HK Bank – AIA R Bull CBBC Oct 2016 H	2016/10/28	2016/11/01
61777	BNP Paribas Arbit Issu B.V. – HSI R Bull CBBC Dec 2017 U	2016/10/28	2016/10/31
61070	J P Morgan SP BV – China Life R Bull CBBC Feb 2018 A	2016/10/28	2016/10/31
61021	HK Bank – A50 R Bear CBBC Oct 2016 B	2016/10/28	2016/11/01
61771	J P Morgan SP BV – Tencent R Bull CBBC Dec 2017 C	2016/10/28	2016/10/31
68842	HK Bank – HSI R Bull CBBC Jun 2017 H	2016/10/28	2016/10/31
61791	Credit Suisse AG – HSI R Bull CBBC Oct 2017 I	2016/10/28	2016/10/31
68777	SG Issuer – HSI R Bull CBBC Mar 2018 J	2016/10/28	2016/10/31
62906	UBS AG – Ping An R Bull CBBC Oct 2016 C	2016/10/28	2016/11/01
61305	HK Bank – ICBC R Bear CBBC Oct 2016 A	2016/10/28	2016/11/01
61218	Haitong Int'l Sec – Tencent R Bull CBBC Oct 2017 A	2016/10/28	2016/10/31
66803	HK Bank – Minsheng Bank R Bear CBBC Oct 2016 A	2016/10/28	2016/11/01
61633	HK Bank – CNOOC R Bull CBBC Oct 2016 G	2016/10/28	2016/11/01
68830	Credit Suisse AG – HSI R Bull CBBC Oct 2017 G	2016/10/28	2016/10/31
68677	Credit Suisse AG – HSI R Bull CBBC Sep 2017 F	2016/10/28	2016/10/31
61887	HK Bank – Tencent R Bull CBBC Nov 2017 C	2016/10/28	2016/10/31
67464	HK Bank – A50 R Bear CBBC Oct 2016 A	2016/10/28	2016/11/01
67497	HK Bank – PetCh R Bear CBBC Oct 2016 B	2016/10/28	2016/11/01
68879	HK Bank – TCH R Bull CBBC Oct 2016 B	2016/10/28	2016/11/01
68979	Haitong Int'l Sec – HSI R Bull CBBC Dec 2017 H	2016/10/28	2016/10/31
61801	UBS AG – HSI R Bull CBBC Dec 2017 N	2016/10/28	2016/10/31
66804	HK Bank – Minsheng Bank R Bull CBBC Oct 2016 E	2016/10/28	2016/11/01
61457	HK Bank – China Life R Bull CBBC Aug 2017 B	2016/10/31	2016/11/01
61194	HK Bank – HSI R Bull CBBC Aug 2017 L	2016/10/31	2016/11/01
61788	Haitong Int'l Sec – China Life R Bull CBBC Jul 2017 A	2016/10/31	2016/11/01
61285	HK Bank – AIA R Bull CBBC Nov 2017 A	2016/10/31	2016/11/01
61950	J P Morgan SP BV – Tencent R Bull CBBC Nov 2017 C	2016/10/31	2016/11/01
69072	Haitong Int'l Sec – HSI R Bull CBBC Dec 2017 I	2016/10/31	2016/11/01
61915	Credit Suisse AG – HSI R Bull CBBC Sep 2017 L	2016/10/31	2016/11/01
61919	Credit Suisse AG – HSI R Bull CBBC Nov 2017 S	2016/10/31	2016/11/01
61920	Credit Suisse AG – HSI R Bull CBBC Oct 2017 H	2016/10/31	2016/11/01
61937	UBS AG – HSI R Bull CBBC Dec 2017 O	2016/10/31	2016/11/01
61938	UBS AG – HSI R Bull CBBC Oct 2017 W	2016/10/31	2016/11/01
61940	SG Issuer – HSI R Bull CBBC Mar 2018 S	2016/10/31	2016/11/01
69562	Credit Suisse AG – China Life R Bull CBBC Aug 2017 A	2016/10/31	2016/11/01
61911	Goldman Sachs SP (Asia) – HSI R Bull CBBC Oct 2017 K	2016/10/31	2016/11/01
61949	J P Morgan SP BV – CSOP A50 ETF R Bull CBBC Oct 2017 B	2016/10/31	2016/11/01
61951	J P Morgan SP BV – HKEX R Bull CBBC Dec 2017 D	2016/10/31	2016/11/01
68120	HK Bank – PICC P&C R Bull CBBC Sep 2017 A	2016/10/31	2016/11/01
69478	J P Morgan SP BV – AIA R Bull CBBC Oct 2017 A	2016/10/31	2016/11/01
61952	J P Morgan SP BV – HSI R Bull CBBC Oct 2017 M	2016/10/31	2016/11/01
61955	J P Morgan SP BV – HSI R Bull CBBC Jan 2018 U	2016/10/31	2016/11/01
68551	Goldman Sachs SP (Asia) – HSI R Bull CBBC Nov 2017 D	2016/10/31	2016/11/01
60534	HK Bank – AIA R Bull CBBC Nov 2016 A	2016/10/31	2016/11/02
68973	Haitong Int'l Sec – HSI R Bull CBBC Dec 2017 G	2016/10/31	2016/11/01
60439	SG Issuer – HSI R Bull CBBC Mar 2018 O	2016/10/31	2016/11/01
61941	SG Issuer – HSI R Bull CBBC Mar 2018 V	2016/10/31	2016/11/01
68686	UBS AG – HSI R Bull CBBC Nov 2017 Y	2016/10/31	2016/11/01
68615	Credit Suisse AG – HSI R Bull CBBC Nov 2017 E	2016/10/31	2016/11/01
68682	SG Issuer – HSI R Bull CBBC Mar 2018 I	2016/10/31	2016/11/01
68681	J P Morgan SP BV – HSI R Bull CBBC Oct 2017 P	2016/10/31	2016/11/01
69832	SG Issuer – China Life R Bull CBBC Dec 2017 B	2016/10/31	2016/11/01
68639	UBS AG – HSI R Bull CBBC Dec 2017 B	2016/10/31	2016/11/01
68669	BNP Paribas Arbit Issu B.V. – HSI R Bull CBBC Dec 2017 C	2016/10/31	2016/11/01
69489	J P Morgan SP BV – China Life R Bull CBBC Jan 2018 A	2016/10/31	2016/11/01
69819	SG Issuer – AIA R Bull CBBC Nov 2017 B	2016/10/31	2016/11/01
69505	HK Bank – AIA R Bull CBBC Sep 2017 A	2016/10/31	2016/11/01
61993	UBS AG – HSI R Bull CBBC Nov 2017 J	2016/11/01	2016/11/02
61970	HK Bank – HSI R Bull CBBC Sep 2017 G	2016/11/01	2016/11/02

List of expired CBBC, 2016 (continued)

Code	CBBC	Last trading date	Delisted date
61972	BNP Paribas Arbit Issu B.V. – HSI R Bull CBBC Nov 2017 Y	2016/11/01	2016/11/02
61975	BNP Paribas Arbit Issu B.V. – HSI R Bull CBBC Dec 2017 V	2016/11/01	2016/11/02
61977	BNP Paribas Arbit Issu B.V. – HSI R Bull CBBC Nov 2017 Z	2016/11/01	2016/11/02
61979	Credit Suisse AG – HSI R Bull CBBC Oct 2017 L	2016/11/01	2016/11/02
61981	Credit Suisse AG – HSI R Bull CBBC Sep 2017 K	2016/11/01	2016/11/02
61989	J P Morgan SP BV – AIA R Bull CBBC Nov 2017 A	2016/11/01	2016/11/02
62003	SG Issuer – HSI R Bull CBBC Mar 2018 X	2016/11/01	2016/11/02
62016	Goldman Sachs SP (Asia) – HSI R Bull CBBC Oct 2017 L	2016/11/01	2016/11/02
61984	J P Morgan SP BV – HSI R Bull CBBC Jan 2018 V	2016/11/01	2016/11/02
61983	J P Morgan SP BV – HSI R Bull CBBC Oct 2017 O	2016/11/01	2016/11/02
68640	HK Bank – Lenovo R Bull CBBC Aug 2017 D	2016/11/01	2016/11/02
62021	J P Morgan SP BV – HSI R Bull CBBC Dec 2017 O	2016/11/02	2016/11/03
65145	Bank of East Asia – Lenovo R Bull CBBC Oct 2017 A	2016/11/02	2016/11/03
69242	Credit Suisse AG – Tencent R Bull CBBC Aug 2017 A	2016/11/02	2016/11/03
62053	Goldman Sachs SP (Asia) – HSI R Bull CBBC Jan 2018 V	2016/11/02	2016/11/03
62048	UBS AG – HSI R Bull CBBC Sep 2017 M	2016/11/02	2016/11/03
62047	UBS AG – HSI R Bull CBBC Nov 2017 P	2016/11/02	2016/11/03
62036	Credit Suisse AG – HSI R Bull CBBC Sep 2017 R	2016/11/02	2016/11/03
62035	Credit Suisse AG – HSI R Bull CBBC Oct 2017 A	2016/11/02	2016/11/03
62033	Goldman Sachs SP (Asia) – HSI R Bull CBBC Jan 2018 U	2016/11/02	2016/11/03
62026	HK Bank – Sands China R Bull CBBC Sep 2017 B	2016/11/02	2016/11/03
69106	HK Bank – Tencent R Bull CBBC Jul 2017 I	2016/11/02	2016/11/03
69615	J P Morgan SP BV – Tencent R Bull CBBC Nov 2017 A	2016/11/02	2016/11/03
61962	HK Bank – HKEX R Bull CBBC Oct 2017 G	2016/11/02	2016/11/03
61365	HK Bank – CNOOC R Bull CBBC Oct 2017 C	2016/11/02	2016/11/03
62030	Goldman Sachs SP (Asia) – HSI R Bull CBBC Jan 2018 T	2016/11/02	2016/11/03
69169	SG Issuer – Tencent R Bull CBBC Nov 2017 B	2016/11/03	2016/11/04
62115	Credit Suisse AG – HSI R Bull CBBC Oct 2017 U	2016/11/03	2016/11/04
62117	Credit Suisse AG – HSI R Bull CBBC Dec 2017 T	2016/11/03	2016/11/04
62118	Credit Suisse AG – HSI R Bull CBBC Sep 2017 Z	2016/11/03	2016/11/04
62128	SG Issuer – HSI R Bull CBBC Mar 2018 T	2016/11/03	2016/11/04
62129	SG Issuer – HSI R Bull CBBC Mar 2018 A	2016/11/03	2016/11/04
68662	SG Issuer – HSI R Bull CBBC Mar 2018 G	2016/11/03	2016/11/04
60599	Bank of East Asia – Tencent R Bull CBBC Sep 2017 A	2016/11/03	2016/11/04
62059	BNP Paribas Arbit Issu B.V. – HSI R Bull CBBC Dec 2017 W	2016/11/03	2016/11/04
68554	Credit Suisse AG – HSI R Bull CBBC Oct 2017 F	2016/11/03	2016/11/04
61155	UBS AG – HSI R Bull CBBC Sep 2017 O	2016/11/03	2016/11/04
68571	UBS AG – HSI R Bull CBBC Oct 2017 H	2016/11/03	2016/11/04
68765	HK Bank – Tencent R Bull CBBC Jul 2017 H	2016/11/03	2016/11/04
68796	J P Morgan SP BV – Tencent R Bull CBBC Sep 2017 C	2016/11/03	2016/11/04
62096	UBS AG – HSI R Bull CBBC Oct 2017 B	2016/11/03	2016/11/04
60611	Credit Suisse AG – HKEX R Bull CBBC Nov 2017 A	2016/11/03	2016/11/04
68628	Goldman Sachs SP (Asia) – HSI R Bull CBBC Nov 2017 I	2016/11/03	2016/11/04
68784	Haitong Int'l Sec – HSI R Bull CBBC Oct 2017 X	2016/11/03	2016/11/04
67160	HK Bank – Sands China R Bear CBBC Nov 2016 B	2016/11/03	2016/11/07
68581	J P Morgan SP BV – HSI R Bull CBBC Oct 2017 I	2016/11/03	2016/11/04
68582	SG Issuer – HSI R Bull CBBC Mar 2018 E	2016/11/03	2016/11/04
62058	BNP Paribas Arbit Issu B.V. – HSI R Bull CBBC Nov 2017 A	2016/11/03	2016/11/04
61799	J P Morgan SP BV – Tencent R Bull CBBC Dec 2017 D	2016/11/03	2016/11/04
60355	Haitong Int'l Sec – HSI R Bull CBBC Dec 2017 K	2016/11/03	2016/11/04
62071	SG Issuer – HSI R Bull CBBC Mar 2018 Y	2016/11/03	2016/11/04
62095	UBS AG – HSI R Bull CBBC Nov 2017 O	2016/11/03	2016/11/04
61577	HK Bank – Tencent R Bull CBBC Nov 2017 A	2016/11/03	2016/11/04
61532	Macquarie Bank Ltd. – HSI R Bull CBBC Oct 2017 A	2016/11/03	2016/11/04
67539	BNP Paribas Arbit Issu B.V. – HSI R Bull CBBC Sep 2017 U	2016/11/03	2016/11/04
62002	UBS AG – HSCEI R Bull CBBC Nov 2017 B	2016/11/03	2016/11/04
68086	UBS AG – HSI R Bull CBBC Dec 2017 W	2016/11/03	2016/11/04
60783	SG Issuer – HKEX R Bull CBBC Dec 2017 C	2016/11/03	2016/11/04
67872	J P Morgan SP BV – HSI R Bull CBBC Jan 2018 R	2016/11/03	2016/11/04
67711	HK Bank – HSI R Bull CBBC Jul 2017 J	2016/11/03	2016/11/04
67863	Goldman Sachs SP (Asia) – HSI R Bull CBBC Nov 2017 C	2016/11/03	2016/11/04
67853	Credit Suisse AG – HSI R Bull CBBC Sep 2017 C	2016/11/03	2016/11/04
62078	J P Morgan SP BV – HSI R Bull CBBC Jan 2018 W	2016/11/03	2016/11/04
62077	J P Morgan SP BV – HSI R Bull CBBC Oct 2017 Z	2016/11/03	2016/11/04
62073	Goldman Sachs SP (Asia) – HSI R Bull CBBC Jan 2018 X	2016/11/03	2016/11/04
62060	BNP Paribas Arbit Issu B.V. – HSI R Bull CBBC Nov 2017 B	2016/11/03	2016/11/04
60047	J P Morgan SP BV – HKEX R Bull CBBC Oct 2017 F	2016/11/03	2016/11/04
62072	Goldman Sachs SP (Asia) – HSI R Bull CBBC Jan 2018 W	2016/11/03	2016/11/04
69157	Macquarie Bank Ltd. – HSI R Bull CBBC Apr 2017 F	2016/11/03	2016/11/04
60093	HK Bank – Tencent R Bull CBBC Sep 2017 C	2016/11/04	2016/11/07
68378	HK Bank – TCH R Bull CBBC Nov 2016 F	2016/11/04	2016/11/08
68785	Haitong Int'l Sec – HSI R Bull CBBC Oct 2017 Y	2016/11/04	2016/11/07
62323	J P Morgan SP BV – HSI R Bull CBBC Oct 2017 Q	2016/11/04	2016/11/07
64771	HK Bank – Ping An R Bear CBBC Nov 2016 B	2016/11/04	2016/11/08
67809	UBS AG – HSI R Bull CBBC Oct 2017 Q	2016/11/04	2016/11/07
60289	Credit Suisse AG – HSI R Bull CBBC Nov 2017 Q	2016/11/04	2016/11/07
67972	SG Issuer – CMob R Bull CBBC Sep 2017 A	2016/11/04	2016/11/07
68149	J P Morgan SP BV – HSI R Bull CBBC Nov 2017 E	2016/11/04	2016/11/07
61174	HK Bank – HSI R Bull CBBC Oct 2017 D	2016/11/04	2016/11/07
69750	HK Bank – HKEX R Bull CBBC Oct 2017 F	2016/11/04	2016/11/07
64824	HK Bank – ICBC R Bear CBBC Nov 2016 A	2016/11/04	2016/11/08
62306	SG Issuer – HSI R Bull CBBC Mar 2018 F	2016/11/04	2016/11/07
65003	HK Bank – HKEX R Bear CBBC Nov 2016 A	2016/11/04	2016/11/08
64814	HK Bank – ICBC R Bull CBBC Nov 2016 A	2016/11/04	2016/11/08
67978	SG Issuer – HSI R Bull CBBC Dec 2017 L	2016/11/04	2016/11/07
62270	Credit Suisse AG – HSI R Bull CBBC Sep 2017 A	2016/11/04	2016/11/07
62907	UBS AG – Ping An R Bull CBBC Nov 2016 B	2016/11/04	2016/11/08

List of expired CBBC, 2016 (continued)

Code	CBBC	Last trading date	Delisted date
62273	Credit Suisse AG – HSI R Bull CBBC Nov 2017 C	2016/11/04	2016/11/07
62221	SG Issuer – CNOOC R Bull CBBC Aug 2017 B	2016/11/04	2016/11/07
64396	HK Bank – China Mobile R Bull CBBC Nov 2016 A	2016/11/04	2016/11/08
61455	HK Bank – Sinopec Corp R Bull CBBC Oct 2017 B	2016/11/04	2016/11/07
62261	BNP Paribas Arbit Issu B.V. – HSI R Bull CBBC Dec 2017 X	2016/11/04	2016/11/07
62266	BNP Paribas Arbit Issu B.V. – HSI R Bull CBBC Nov 2017 E	2016/11/04	2016/11/07
67600	SG Issuer – HSI R Bull CBBC Jan 2018 M	2016/11/04	2016/11/07
62267	Goldman Sachs SP (Asia) – HSI R Bull CBBC Oct 2017 M	2016/11/04	2016/11/07
67646	UBS AG – HSI R Bull CBBC Oct 2017 O	2016/11/04	2016/11/07
62271	Credit Suisse AG – HSI R Bull CBBC Oct 2017 M	2016/11/04	2016/11/07
67535	BNP Paribas Arbit Issu B.V. – HSI R Bull CBBC Oct 2017 V	2016/11/04	2016/11/07
67375	HK Bank – CAM CSI300 R Bull CBBC Nov 2016 C	2016/11/04	2016/11/08
62297	UBS AG – HSI R Bull CBBC Dec 2017 P	2016/11/04	2016/11/07
67596	Credit Suisse AG – HSI R Bull CBBC Dec 2017 P	2016/11/04	2016/11/07
62301	J P Morgan SP BV – HSI R Bull CBBC Nov 2017 C	2016/11/04	2016/11/07
62304	J P Morgan SP BV – Tencent R Bull CBBC Oct 2017 D	2016/11/04	2016/11/07
62308	SG Issuer – HSI R Bull CBBC Mar 2018 R	2016/11/04	2016/11/07
67609	Goldman Sachs SP (Asia) – HSI R Bull CBBC Dec 2017 S	2016/11/04	2016/11/07
68098	J P Morgan SP BV – HSI R Bull CBBC Jan 2018 T	2016/11/04	2016/11/07
60490	UBS AG – Tencent R Bull CBBC Sep 2017 A	2016/11/07	2016/11/08
62381	SG Issuer – HSI R Bull CBBC Mar 2018 U	2016/11/07	2016/11/08
62376	UBS AG – HSI R Bull CBBC Dec 2017 A	2016/11/07	2016/11/08
62373	UBS AG – HSI R Bull CBBC Dec 2017 V	2016/11/07	2016/11/08
62401	J P Morgan SP BV – HSI R Bull CBBC Oct 2017 E	2016/11/07	2016/11/08
62342	Goldman Sachs SP (Asia) – HSI R Bull CBBC Oct 2017 N	2016/11/07	2016/11/08
69887	SG Issuer – SHK Ppt P R Bull CBBC Feb 2018 A	2016/11/07	2016/11/08
61494	HK Bank – SHK Ppt R Bull CBBC Dec 2017 A	2016/11/07	2016/11/08
62357	Credit Suisse AG – HSI R Bull CBBC Oct 2017 N	2016/11/07	2016/11/08
69888	SG Issuer – SHK Ppt P R Bull CBBC Dec 2017 A	2016/11/07	2016/11/08
62356	Credit Suisse AG – HSI R Bull CBBC Sep 2017 D	2016/11/07	2016/11/08
62351	BNP Paribas Arbit Issu B.V. – HSI R Bull CBBC Dec 2017 Y	2016/11/07	2016/11/08
62445	UBS AG – HSI R Bull CBBC Nov 2017 B	2016/11/08	2016/11/09
62299	UBS AG – HSI R Bear CBBC Feb 2017 A	2016/11/08	2016/11/09
62449	UBS AG – HSI R Bull CBBC Nov 2017 V	2016/11/08	2016/11/09
62454	SG Issuer – HSI R Bull CBBC Mar 2018 M	2016/11/08	2016/11/09
62361	Credit Suisse AG – HSI R Bear CBBC Mar 2017 V	2016/11/08	2016/11/09
62444	UBS AG – HSI R Bull CBBC Dec 2017 X	2016/11/08	2016/11/09
61036	HK Bank – Sands China R Bear CBBC May 2017 A	2016/11/08	2016/11/09
62431	Credit Suisse AG – HSI R Bull CBBC Oct 2017 V	2016/11/08	2016/11/09
62469	Goldman Sachs SP (Asia) – HSI R Bull CBBC Oct 2017 U	2016/11/08	2016/11/09
62289	Goldman Sachs SP (Asia) – HSI R Bear CBBC Mar 2017 F	2016/11/08	2016/11/09
62280	Credit Suisse AG – HSI R Bear CBBC Mar 2017 W	2016/11/08	2016/11/09
62321	J P Morgan SP BV – HSI R Bear CBBC Feb 2017 F	2016/11/08	2016/11/09
68698	SG Issuer – Galaxy R Bear CBBC Sep 2017 A	2016/11/08	2016/11/09
62378	UBS AG – HSI R Bear CBBC Feb 2017 L	2016/11/08	2016/11/09
62982	J P Morgan SP BV – Galaxy Ent R Bear CBBC Jan 2017 A	2016/11/08	2016/11/09
62461	J P Morgan SP BV – HSI R Bull CBBC Oct 2017 R	2016/11/08	2016/11/09
62310	SG Issuer – HSI R Bear CBBC Mar 2017 U	2016/11/08	2016/11/09
62420	HK Bank – Tencent R Bull CBBC Oct 2017 D	2016/11/08	2016/11/09
62422	HK Bank – HSI R Bull CBBC Oct 2017 G	2016/11/08	2016/11/09
62424	HK Bank – HSI R Bull CBBC Sep 2017 H	2016/11/08	2016/11/09
62429	Credit Suisse AG – HSI R Bull CBBC Sep 2017 E	2016/11/08	2016/11/09
62386	SG Issuer – HSI R Bear CBBC Mar 2017 X	2016/11/08	2016/11/09
66348	SG Issuer – HSI R Bull CBBC Dec 2017 F	2016/11/09	2016/11/10
66877	Credit Suisse AG – HSI R Bull CBBC Nov 2017 J	2016/11/09	2016/11/10
66387	Credit Suisse AG – HSI R Bull CBBC Dec 2017 I	2016/11/09	2016/11/10
66381	Credit Suisse AG – HSI R Bull CBBC Dec 2017 H	2016/11/09	2016/11/10
66668	Credit Suisse AG – HSI R Bull CBBC Dec 2017 K	2016/11/09	2016/11/10
66389	BNP Paribas Arbit Issu B.V. – HSI R Bull CBBC Oct 2017 S	2016/11/09	2016/11/10
66667	Credit Suisse AG – HSI R Bull CBBC Dec 2017 J	2016/11/09	2016/11/10
66404	Goldman Sachs SP (Asia) – HSI R Bull CBBC Nov 2017 A	2016/11/09	2016/11/10
65832	UBS AG – HSI R Bull CBBC Sep 2017 D	2016/11/09	2016/11/10
65910	BNP Paribas Arbit Issu B.V. – HSI R Bull CBBC Sep 2017 R	2016/11/09	2016/11/10
66445	J P Morgan SP BV – HSI R Bull CBBC Jan 2018 L	2016/11/09	2016/11/10
65915	SG Issuer – HSI R Bull CBBC Jan 2018 B	2016/11/09	2016/11/10
66599	SG Issuer – HSI R Bull CBBC Jan 2018 I	2016/11/09	2016/11/10
66591	SG Issuer – HSI R Bull CBBC Jan 2018 H	2016/11/09	2016/11/10
66454	UBS AG – HSI R Bull CBBC Dec 2017 R	2016/11/09	2016/11/10
66585	SG Issuer – HSI R Bull CBBC Jan 2018 G	2016/11/09	2016/11/10
66557	BNP Paribas Arbit Issu B.V. – HSI R Bull CBBC Oct 2017 U	2016/11/09	2016/11/10
66103	UBS AG – HSI R Bull CBBC Nov 2017 L	2016/11/09	2016/11/10
66549	BNP Paribas Arbit Issu B.V. – HSI R Bull CBBC Oct 2017 T	2016/11/09	2016/11/10
66099	UBS AG – HSI R Bull CBBC Oct 2017 J	2016/11/09	2016/11/10
65932	SG Issuer – HSI R Bull CBBC Jan 2018 C	2016/11/09	2016/11/10
66066	Credit Suisse AG – HSI R Bull CBBC Oct 2017 Z	2016/11/09	2016/11/10
66027	J P Morgan SP BV – HSI R Bull CBBC Nov 2017 H	2016/11/09	2016/11/10
66552	BNP Paribas Arbit Issu B.V. – HSI R Bull CBBC Sep 2017 S	2016/11/09	2016/11/10
62174	J P Morgan SP BV – PICC P&C R Bull CBBC Dec 2017 A	2016/11/09	2016/11/10
62352	Credit Suisse AG – HSI R Bear CBBC Mar 2017 U	2016/11/09	2016/11/10
62329	J P Morgan SP BV – HSI R Bear CBBC Feb 2017 M	2016/11/09	2016/11/10
66765	HK Bank – HSI R Bull CBBC Aug 2017 F	2016/11/09	2016/11/10
66834	SG Issuer – HSI R Bull CBBC Dec 2017 H	2016/11/09	2016/11/10
62309	SG Issuer – HSI R Bear CBBC Mar 2017 T	2016/11/09	2016/11/10
61680	UBS AG – China Mobile R Bull CBBC Oct 2017 A	2016/11/09	2016/11/10
61682	UBS AG – Tracker Fund R Bull CBBC Jun 2017 A	2016/11/09	2016/11/10
66732	Bank of East Asia – PICC P&C R Bull CBBC Oct 2017 A	2016/11/09	2016/11/10
62288	BNP Paribas Arbit Issu B.V. – HSI R Bear CBBC Feb 2017 A	2016/11/09	2016/11/10

List of expired CBBC, 2016 (continued)

Code	CBBC	Last trading date	Delisted date
65876	Goldman Sachs SP (Asia) – HSI R Bull CBBC Dec 2017 L	2016/11/09	2016/11/10
62247	SG Issuer – PICC P&C R Bull CBBC Dec 2017 B	2016/11/09	2016/11/10
62335	Goldman Sachs SP (Asia) – HSI R Bear CBBC Feb 2017 F	2016/11/09	2016/11/10
62214	SG Issuer – PetroChina R Bull CBBC Jul 2018 A	2016/11/09	2016/11/10
62365	Goldman Sachs SP (Asia) – HSI R Bull CBBC Oct 2017 O	2016/11/09	2016/11/10
64236	HK Bank – Lenovo R Bull CBBC Sep 2017 A	2016/11/09	2016/11/10
66769	HK Bank – HSI R Bull CBBC Jun 2017 G	2016/11/09	2016/11/10
65848	J P Morgan SP BV – HSI R Bull CBBC Nov 2017 G	2016/11/09	2016/11/10
62542	UBS AG – HSI R Bull CBBC Sep 2017 R	2016/11/09	2016/11/10
66893	UBS AG – HSI R Bull CBBC Dec 2017 U	2016/11/09	2016/11/10
61798	J P Morgan SP BV – China Mobile R Bull CBBC Nov 2017 C	2016/11/09	2016/11/10
61904	UBS AG – HSI R Bull CBBC Sep 2017 K	2016/11/09	2016/11/10
66760	J P Morgan SP BV – HSI R Bull CBBC Jan 2018 M	2016/11/09	2016/11/10
64102	J P Morgan SP BV – Lenovo R Bull CBBC Sep 2017 A	2016/11/09	2016/11/10
66761	J P Morgan SP BV – HSI R Bull CBBC Nov 2017 J	2016/11/09	2016/11/10
66763	J P Morgan SP BV – HSI R Bull CBBC Feb 2018 B	2016/11/09	2016/11/10
62215	SG Issuer – ICBC R Bull CBBC Aug 2017 A	2016/11/09	2016/11/10
62529	Credit Suisse AG – HSI R Bear CBBC Mar 2017 L	2016/11/09	2016/11/10
66694	UBS AG – HSI R Bull CBBC Oct 2017 L	2016/11/09	2016/11/10
66698	UBS AG – HSI R Bull CBBC Dec 2017 T	2016/11/09	2016/11/10
66702	Goldman Sachs SP (Asia) – HSI R Bull CBBC Dec 2017 N	2016/11/09	2016/11/10
66712	Goldman Sachs SP (Asia) – HSI R Bull CBBC Dec 2017 O	2016/11/09	2016/11/10
62568	Goldman Sachs SP (Asia) – HSI R Bear CBBC Oct 2017 A	2016/11/09	2016/11/10
62554	J P Morgan SP BV – HSI R Bear CBBC Feb 2017 Q	2016/11/09	2016/11/10
62551	J P Morgan SP BV – HSI R Bull CBBC Nov 2017 F	2016/11/09	2016/11/10
66866	Credit Suisse AG – HSI R Bull CBBC Nov 2017 I	2016/11/09	2016/11/10
62549	SG Issuer – HSI R Bear CBBC Mar 2017 D	2016/11/09	2016/11/10
65839	Credit Suisse AG – HSI R Bull CBBC Aug 2017 E	2016/11/09	2016/11/10
62546	SG Issuer – HSI R Bear CBBC Mar 2017 C	2016/11/09	2016/11/10
66837	SG Issuer – HSI R Bull CBBC Dec 2017 I	2016/11/09	2016/11/10
62530	UBS AG – HSI R Bull CBBC Nov 2017 K	2016/11/09	2016/11/10
62360	Credit Suisse AG – China Life R Bull CBBC Jul 2017 A	2016/11/09	2016/11/10
62527	Credit Suisse AG – HSI R Bull CBBC Nov 2017 D	2016/11/09	2016/11/10
62513	Credit Suisse AG – HSI R Bull CBBC Sep 2017 G	2016/11/09	2016/11/10
62499	HK Bank – HSCEI R Bear CBBC Apr 2017 E	2016/11/09	2016/11/10
62487	HK Bank – CM Bank R Bull CBBC Dec 2017 A	2016/11/09	2016/11/10
62485	Goldman Sachs SP (Asia) – HSI R Bull CBBC Oct 2017 W	2016/11/09	2016/11/10
62468	J P Morgan SP BV – China Life R Bull CBBC Mar 2018 A	2016/11/09	2016/11/10
62462	J P Morgan SP BV – HSI R Bull CBBC Oct 2017 S	2016/11/09	2016/11/10
62441	UBS AG – HSI R Bear CBBC Feb 2017 I	2016/11/09	2016/11/10
62419	Haitong Int'l Sec – CM Bank R Bull CBBC Oct 2017 A	2016/11/09	2016/11/10
62414	Haitong Int'l Sec – Ping An R Bull CBBC Sep 2017 A	2016/11/09	2016/11/10
62402	J P Morgan SP BV – AIA R Bull CBBC Oct 2017 B	2016/11/09	2016/11/10
66692	UBS AG – HSI R Bull CBBC Nov 2017 M	2016/11/09	2016/11/10
62543	UBS AG – HSI R Bear CBBC Feb 2017 O	2016/11/09	2016/11/10
67219	J P Morgan SP BV – HSI R Bull CBBC Jan 2018 P	2016/11/09	2016/11/10
68924	J P Morgan SP BV – HSBC R Bull CBBC Dec 2017 C	2016/11/09	2016/11/10
67389	J P Morgan SP BV – HSI R Bull CBBC Oct 2017 N	2016/11/09	2016/11/10
67384	J P Morgan SP BV – HSI R Bull CBBC Nov 2017 L	2016/11/09	2016/11/10
67340	Goldman Sachs SP (Asia) – HSI R Bull CBBC Dec 2017 Q	2016/11/09	2016/11/10
68047	SG Issuer – HSCEI R Bull CBBC Nov 2017 B	2016/11/09	2016/11/10
67335	Credit Suisse AG – HSI R Bull CBBC Dec 2017 N	2016/11/09	2016/11/10
69153	BNP Paribas Arbit Issu B.V. – HSCEI R Bull CBBC Dec 2017 A	2016/11/09	2016/11/10
67317	Credit Suisse AG – HSI R Bull CBBC Nov 2017 K	2016/11/09	2016/11/10
67306	Credit Suisse AG – HSI R Bull CBBC Nov 2017 R	2016/11/09	2016/11/10
68660	Goldman Sachs SP (Asia) – HSI R Bull CBBC Nov 2017 J	2016/11/09	2016/11/10
67268	Macquarie Bank Ltd. – HSI R Bull CBBC Apr 2017 B	2016/11/09	2016/11/10
61103	HK Bank – CKH R Bull CBBC Oct 2017 B	2016/11/09	2016/11/10
67406	UBS AG – HSI R Bull CBBC Oct 2017 N	2016/11/09	2016/11/10
67254	SG Issuer – HSI R Bull CBBC Dec 2017 J	2016/11/09	2016/11/10
67407	Credit Suisse AG – HSCEI R Bull CBBC Nov 2017 A	2016/11/09	2016/11/10
67203	J P Morgan SP BV – HSI R Bull CBBC Jan 2018 O	2016/11/09	2016/11/10
67162	UBS AG – HSI R Bull CBBC Sep 2017 F	2016/11/09	2016/11/10
67154	UBS AG – HSI R Bull CBBC Oct 2017 M	2016/11/09	2016/11/10
67144	UBS AG – HSI R Bull CBBC Nov 2017 N	2016/11/09	2016/11/10
67107	Credit Suisse AG – HSI R Bull CBBC Dec 2017 M	2016/11/09	2016/11/10
67091	Credit Suisse AG – HSI R Bull CBBC Dec 2017 L	2016/11/09	2016/11/10
67088	Goldman Sachs SP (Asia) – HSI R Bull CBBC Dec 2017 P	2016/11/09	2016/11/10
67081	BNP Paribas Arbit Issu B.V. – HSI R Bull CBBC Sep 2017 T	2016/11/09	2016/11/10
67080	SG Issuer – HSI R Bull CBBC Jan 2018 K	2016/11/09	2016/11/10
68774	UBS AG – HSI R Bull CBBC Sep 2017 P	2016/11/09	2016/11/10
68788	Haitong Int'l Sec – HSI R Bull CBBC Oct 2017 Z	2016/11/09	2016/11/10
61156	UBS AG – HSI R Bull CBBC Aug 2017 U	2016/11/09	2016/11/10
61158	UBS AG – HSI R Bull CBBC Sep 2017 G	2016/11/09	2016/11/10
61104	HK Bank – CNOOC R Bull CBBC Oct 2017 B	2016/11/09	2016/11/10
67690	Haitong Int'l Sec – HSI R Bull CBBC Oct 2017 T	2016/11/09	2016/11/10
68064	UBS AG – HSCEI R Bull CBBC Oct 2017 B	2016/11/09	2016/11/10
68214	HK Bank – CC Bank R Bull CBBC Aug 2017 C	2016/11/09	2016/11/10
68215	HK Bank – ICBC R Bull CBBC Aug 2017 C	2016/11/09	2016/11/10
67922	Haitong Int'l Sec – HSCEI R Bull CBBC Sep 2017 A	2016/11/09	2016/11/10
67915	Haitong Int'l Sec – HSI R Bull CBBC Nov 2017 D	2016/11/09	2016/11/10
67912	Haitong Int'l Sec – HSI R Bull CBBC Nov 2017 C	2016/11/09	2016/11/10
68230	Macquarie Bank Ltd. – HSI R Bull CBBC Apr 2017 D	2016/11/09	2016/11/10
69061	J P Morgan SP BV – Ping An R Bull CBBC Dec 2017 B	2016/11/09	2016/11/10
69161	SG Issuer – CKH R Bull CBBC Oct 2017 A	2016/11/09	2016/11/10
67785	BNP Paribas Arbit Issu B.V. – HSCEI R Bull CBBC Sep 2017 C	2016/11/09	2016/11/10
67771	SG Issuer – HSI R Bull CBBC Jan 2018 N	2016/11/09	2016/11/10

List of expired CBBC, 2016 (continued)

Code	CBBC	Last trading date	Delisted date
67769	Macquarie Bank Ltd. – HSI R Bull CBBC Apr 2017 C	2016/11/09	2016/11/10
67405	UBS AG – HSI R Bull CBBC Sep 2017 L	2016/11/09	2016/11/10
68373	Haitong Int'l Sec – HSI R Bull CBBC Oct 2017 W	2016/11/09	2016/11/10
68989	HK Bank – HSI R Bull CBBC Jul 2017 K	2016/11/09	2016/11/10
67689	Haitong Int'l Sec – HSI R Bull CBBC Oct 2017 S	2016/11/09	2016/11/10
68995	HK Bank – HSI R Bull CBBC Jun 2017 I	2016/11/09	2016/11/10
66894	UBS AG – HSI R Bull CBBC Sep 2017 E	2016/11/09	2016/11/10
67670	J P Morgan SP BV – HSI R Bull CBBC Oct 2017 H	2016/11/09	2016/11/10
62545	BNP Paribas Arbit Issu B.V. – HSI R Bear CBBC Mar 2017 L	2016/11/09	2016/11/10
68992	HK Bank – HSI R Bull CBBC Aug 2017 I	2016/11/09	2016/11/10
67599	SG Issuer – HSI R Bull CBBC Jan 2018 L	2016/11/09	2016/11/10
69244	Credit Suisse AG – Ping An R Bull CBBC Oct 2017 B	2016/11/09	2016/11/10
68483	SG Issuer – CCB R Bull CBBC Sep 2017 B	2016/11/09	2016/11/10
60668	Haitong Int'l Sec – PICC P&C R Bull CBBC Oct 2017 A	2016/11/09	2016/11/10
67471	HK Bank – HSI R Bull CBBC Aug 2017 G	2016/11/09	2016/11/10
67469	HK Bank – HSCEI R Bull CBBC Aug 2017 D	2016/11/09	2016/11/10
60656	Haitong Int'l Sec – Lenovo R Bull CBBC Sep 2017 A	2016/11/09	2016/11/10
68372	Haitong Int'l Sec – HSI R Bull CBBC Oct 2017 V	2016/11/09	2016/11/10
61461	Bank of East Asia – Ping An R Bull CBBC Dec 2017 C	2016/11/09	2016/11/10
66961	Goldman Sachs SP (Asia) – HSI R Bull CBBC Oct 2017 R	2016/11/09	2016/11/10
61343	SG Issuer – CNOOC R Bull CBBC May 2017 A	2016/11/09	2016/11/10
60431	SG Issuer – HSI R Bull CBBC Mar 2018 D	2016/11/09	2016/11/10
61352	SG Issuer – HSBC R Bull CBBC Nov 2018 D	2016/11/09	2016/11/10
61492	HK Bank – PetCh R Bull CBBC Oct 2017 A	2016/11/09	2016/11/10
66960	J P Morgan SP BV – HSI R Bull CBBC Jan 2018 N	2016/11/09	2016/11/10
61353	SG Issuer – Lenovo R Bull CBBC Dec 2017 C	2016/11/09	2016/11/10
61192	HK Bank – Ping An R Bull CBBC Oct 2017 B	2016/11/09	2016/11/10
67039	SG Issuer – HSI R Bull CBBC Jan 2018 J	2016/11/09	2016/11/10
66967	Goldman Sachs SP (Asia) – HSI R Bull CBBC Oct 2017 S	2016/11/09	2016/11/10
61341	SG Issuer – CUni R Bull CBBC Jun 2018 A	2016/11/09	2016/11/10
69863	SG Issuer – AIA R Bull CBBC Jan 2018 A	2016/11/09	2016/11/10
69870	SG Issuer – HKEX R Bull CBBC Nov 2017 D	2016/11/09	2016/11/10
61462	Bank of East Asia – PetCh R Bull CBBC Dec 2017 B	2016/11/09	2016/11/10
66957	J P Morgan SP BV – HSI R Bull CBBC Nov 2017 K	2016/11/09	2016/11/10
65825	J P Morgan SP BV – HSI R Bull CBBC Dec 2017 G	2016/11/09	2016/11/10
60436	SG Issuer – HSI R Bull CBBC Mar 2018 Q	2016/11/09	2016/11/10
61416	J P Morgan SP BV – BOCL R Bull CBBC Sep 2017 A	2016/11/09	2016/11/10
65820	Goldman Sachs SP (Asia) – HSI R Bull CBBC Dec 2017 K	2016/11/09	2016/11/10
68846	HK Bank – HSCEI R Bull CBBC Jul 2017 F	2016/11/09	2016/11/10
61361	SG Issuer – CP&CC R Bull CBBC Oct 2017 B	2016/11/09	2016/11/10
62620	UBS AG – HSI R Bear CBBC Mar 2017 S	2016/11/10	2016/11/11
62605	Credit Suisse AG – HSI R Bear CBBC Mar 2017 Z	2016/11/10	2016/11/11
62603	Credit Suisse AG – HSI R Bear CBBC Feb 2017 T	2016/11/10	2016/11/11
62617	Goldman Sachs SP (Asia) – HSI R Bear CBBC Feb 2017 W	2016/11/10	2016/11/11
62607	SG Issuer – HSI R Bear CBBC Mar 2017 G	2016/11/10	2016/11/11
62616	J P Morgan SP BV – HSI R Bear CBBC Mar 2017 D	2016/11/10	2016/11/11
62576	HK Bank – Tencent R Bear CBBC Mar 2017 C	2016/11/10	2016/11/11
62621	UBS AG – HSI R Bear CBBC Mar 2017 T	2016/11/10	2016/11/11
62614	J P Morgan SP BV – HSI R Bear CBBC Feb 2017 R	2016/11/10	2016/11/11
62611	J P Morgan SP BV – HSI R Bull CBBC Oct 2017 T	2016/11/11	2016/11/14
62661	HK Bank – HKEX R Bull CBBC Nov 2016 H	2016/11/11	2016/11/15
66970	HK Bank – Galaxy Ent R Bear CBBC Nov 2016 A	2016/11/11	2016/11/15
68496	SG Issuer – HSBC R Bear CBBC May 2017 A	2016/11/11	2016/11/14
64861	HK Bank – China Mobile R Bear CBBC Nov 2016 B	2016/11/11	2016/11/15
68877	HK Bank – China Mobile R Bull CBBC Nov 2016 D	2016/11/11	2016/11/15
61039	HK Bank – China Mobile R Bull CBBC Oct 2017 A	2016/11/11	2016/11/14
68376	HK Bank – Galaxy Ent R Bull CBBC Nov 2016 G	2016/11/11	2016/11/15
68406	HK Bank – CITIC Sec R Bull CBBC Nov 2016 C	2016/11/11	2016/11/15
69976	J P Morgan SP BV – China Mobile R Bull CBBC Sep 2017 A	2016/11/11	2016/11/14
62618	UBS AG – HSI R Bull CBBC Oct 2017 I	2016/11/11	2016/11/14
66987	HK Bank – Sands China R Bear CBBC Nov 2016 A	2016/11/11	2016/11/15
65038	HK Bank – Sinopec Corp R Bear CBBC Nov 2016 B	2016/11/11	2016/11/15
62648	J P Morgan SP BV – HKEX R Bear CBBC Apr 2017 D	2016/11/11	2016/11/14
62644	J P Morgan SP BV – HSI R Bull CBBC Oct 2017 U	2016/11/11	2016/11/14
62643	SG Issuer – HSI R Bull CBBC Mar 2018 B	2016/11/11	2016/11/14
62642	UBS AG – HSI R Bear CBBC Mar 2017 U	2016/11/11	2016/11/14
60884	HK Bank – COVS R Bull CBBC Nov 2017 A	2016/11/11	2016/11/14
62412	Haitong Int'l Sec – China Mobile R Bull CBBC Sep 2017 B	2016/11/11	2016/11/14
62637	UBS AG – HSI R Bull CBBC Oct 2017 W	2016/11/11	2016/11/14
62634	Credit Suisse AG – HSI R Bull CBBC Nov 2017 F	2016/11/11	2016/11/14
61449	HK Bank – Galaxy Ent R Bull CBBC Nov 2016 H	2016/11/11	2016/11/15
65900	UBS AG – China Mobile R Bull CBBC Nov 2016 A	2016/11/11	2016/11/15
62630	Goldman Sachs SP (Asia) – HSI R Bull CBBC Sep 2017 O	2016/11/11	2016/11/14
64928	HK Bank – PetCh R Bear CBBC Nov 2016 B	2016/11/11	2016/11/15
62578	Goldman Sachs SP (Asia) – HSI R Bull CBBC Sep 2017 N	2016/11/11	2016/11/14
62591	Credit Suisse AG – HSI R Bull CBBC Sep 2017 H	2016/11/11	2016/11/14
64970	HK Bank – TCH R Bull CBBC Nov 2016 B	2016/11/11	2016/11/15
62636	Credit Suisse AG – HSI R Bear CBBC Feb 2017 S	2016/11/11	2016/11/14
62552	J P Morgan SP BV – Tencent R Bull CBBC Nov 2017 D	2016/11/14	2016/11/15
61475	J P Morgan SP BV – COVS R Bull CBBC Nov 2017 A	2016/11/14	2016/11/15
61057	BNP Paribas Arbit Issu B.V. – Ch Mob R Bull CBBC Jun 2017 A	2016/11/14	2016/11/15
68036	HK Bank – Tencent R Bull CBBC Aug 2017 F	2016/11/14	2016/11/15
68030	HK Bank – Tencent R Bull CBBC Oct 2017 A	2016/11/14	2016/11/15
68088	J P Morgan SP BV – Tencent R Bull CBBC Aug 2017 E	2016/11/14	2016/11/15
68256	SG Issuer – Tencent R Bull CBBC Nov 2017 A	2016/11/14	2016/11/15
61496	HK Bank – SHK Ppt R Bull CBBC Jan 2018 A	2016/11/14	2016/11/15
62212	SG Issuer – SHK Ppt P R Bull CBBC Oct 2018 A	2016/11/14	2016/11/15

List of expired CBBC, 2016 (continued)

Code	CBBC	Last trading date	Delisted date
68292	Credit Suisse AG – Tencent R Bull CBBC Jul 2017 B	2016/11/14	2016/11/15
68236	BNP Paribas Arbit Issu B.V. – Tencent R Bull CBBC Jun 2017 B	2016/11/14	2016/11/15
68224	HK Bank – Tencent R Bull CBBC Aug 2017 G	2016/11/14	2016/11/15
63831	Bank of East Asia – COVS R Bull CBBC Nov 2017 A	2016/11/14	2016/11/15
61816	Bank of East Asia – Tencent R Bull CBBC Dec 2017 B	2016/11/14	2016/11/15
62690	UBS AG – HSI R Bull CBBC Dec 2017 Y	2016/11/14	2016/11/15
61219	Haitong Int'l Sec – Tencent R Bull CBBC Sep 2017 B	2016/11/14	2016/11/15
62305	J P Morgan SP BV – Tencent R Bull CBBC Dec 2017 F	2016/11/14	2016/11/15
68753	SG Issuer – Tencent R Bull CBBC Dec 2017 A	2016/11/14	2016/11/15
62692	Goldman Sachs SP (Asia) – HSI R Bull CBBC Sep 2017 Q	2016/11/14	2016/11/15
61718	Bank of East Asia – HSBC Holdings R Bear CBBC Apr 2017 A	2016/11/14	2016/11/15
62698	J P Morgan SP BV – HSI R Bull CBBC Oct 2017 V	2016/11/14	2016/11/15
61700	SG Issuer – CMob R Bull CBBC Oct 2017 C	2016/11/14	2016/11/15
62693	SG Issuer – HSI R Bull CBBC Mar 2018 C	2016/11/14	2016/11/15
62685	BNP Paribas Arbit Issu B.V. – HSI R Bull CBBC Dec 2017 Z	2016/11/14	2016/11/15
62664	HK Bank – Tencent R Bull CBBC Sep 2017 F	2016/11/14	2016/11/15
62667	HK Bank – Tencent R Bull CBBC Sep 2017 G	2016/11/14	2016/11/15
62680	BNP Paribas Arbit Issu B.V. – HSI R Bull CBBC Nov 2017 F	2016/11/14	2016/11/15
62688	Credit Suisse AG – HSI R Bull CBBC Oct 2017 E	2016/11/14	2016/11/15
62687	Credit Suisse AG – HSI R Bull CBBC Sep 2017 I	2016/11/14	2016/11/15
68462	J P Morgan SP BV – Tencent R Bull CBBC Jun 2017 F	2016/11/14	2016/11/15
62726	J P Morgan SP BV – SHK Ppt R Bull CBBC Dec 2017 A	2016/11/15	2016/11/16
68322	UBS AG – Tencent R Bull CBBC Jun 2017 F	2016/11/15	2016/11/16
62723	J P Morgan SP BV – HSI R Bull CBBC Nov 2017 R	2016/11/15	2016/11/16
67756	HK Bank – Tencent R Bull CBBC Aug 2017 E	2016/11/15	2016/11/16
62719	Credit Suisse AG – HSI R Bull CBBC Dec 2017 S	2016/11/15	2016/11/16
62721	Credit Suisse AG – HSI R Bull CBBC Sep 2017 F	2016/11/15	2016/11/16
62718	SG Issuer – Geely Auto R Bull CBBC May 2018 A	2016/11/15	2016/11/16
62702	HK Bank – HSI R Bull CBBC Sep 2017 I	2016/11/15	2016/11/16
62731	SG Issuer – HSI R Bull CBBC Mar 2018 L	2016/11/15	2016/11/16
68326	J P Morgan SP BV – Tencent R Bull CBBC Sep 2017 B	2016/11/15	2016/11/16
62741	UBS AG – HSI R Bull CBBC Nov 2017 R	2016/11/15	2016/11/16
62720	BNP Paribas Arbit Issu B.V. – HSI R Bull CBBC Nov 2017 G	2016/11/15	2016/11/16
62733	SG Issuer – HSI R Bull CBBC Mar 2018 N	2016/11/15	2016/11/16
68752	SG Issuer – Tencent R Bull CBBC Oct 2017 C	2016/11/15	2016/11/16
60213	Haitong Int'l Sec – Tencent R Bull CBBC Sep 2017 A	2016/11/15	2016/11/16
62736	SG Issuer – HSI R Bull CBBC Mar 2018 P	2016/11/15	2016/11/16
62738	Goldman Sachs SP (Asia) – HSI R Bull CBBC Sep 2017 R	2016/11/15	2016/11/16
68610	Bank of East Asia – Tencent R Bull CBBC Jun 2017 A	2016/11/15	2016/11/16
62742	UBS AG – HSI R Bull CBBC Nov 2017 A	2016/11/15	2016/11/16
62669	HK Bank – Geely Auto R Bull CBBC Jul 2017 A	2016/11/16	2016/11/17
62835	UBS AG – HSI R Bear CBBC Apr 2017 H	2016/11/16	2016/11/17
62836	UBS AG – HSI R Bear CBBC Mar 2017 W	2016/11/16	2016/11/17
62584	Bank of East Asia – COVS R Bull CBBC Nov 2017 B	2016/11/16	2016/11/17
68822	J P Morgan SP BV – HSBC R Bear CBBC Feb 2017 C	2016/11/16	2016/11/17
62694	J P Morgan SP BV – Geely Auto R Bull CBBC Jul 2017 A	2016/11/16	2016/11/17
62848	J P Morgan SP BV – HSI R Bull CBBC Nov 2017 Z	2016/11/16	2016/11/17
62854	J P Morgan SP BV – HSI R Bear CBBC Feb 2017 V	2016/11/16	2016/11/17
62826	UBS AG – HSI R Bull CBBC Oct 2017 B	2016/11/16	2016/11/17
63472	J P Morgan SP BV – CSOP A50 ETF R Bull CBBC Nov 2016 A	2016/11/16	2016/11/17
62865	J P Morgan SP BV – Geely Auto R Bull CBBC Feb 2018 A	2016/11/16	2016/11/17
62845	J P Morgan SP BV – HSI R Bull CBBC Oct 2017 X	2016/11/16	2016/11/17
62798	SG Issuer – HSI R Bear CBBC Mar 2017 I	2016/11/16	2016/11/17
62766	HK Bank – HSCEI R Bear CBBC Apr 2017 F	2016/11/16	2016/11/17
61781	Haitong Int'l Sec – COVS R Bull CBBC Oct 2017 B	2016/11/16	2016/11/17
62769	Credit Suisse AG – HSI R Bull CBBC Sep 2017 J	2016/11/16	2016/11/17
62772	Credit Suisse AG – HSI R Bull CBBC Dec 2017 X	2016/11/16	2016/11/17
62774	Credit Suisse AG – HSI R Bull CBBC Dec 2017 Y	2016/11/16	2016/11/17
62776	Credit Suisse AG – HSI R Bull CBBC Nov 2017 L	2016/11/16	2016/11/17
62745	BNP Paribas Arbit Issu B.V. – HSI R Bull CBBC Nov 2017 H	2016/11/16	2016/11/17
62754	BNP Paribas Arbit Issu B.V. – HSI R Bull CBBC Dec 2017 B	2016/11/16	2016/11/17
62783	BNP Paribas Arbit Issu B.V. – HSI R Bear CBBC Mar 2017 B	2016/11/16	2016/11/17
61580	HK Bank – COVS R Bull CBBC Oct 2017 B	2016/11/16	2016/11/17
62797	SG Issuer – HSI R Bear CBBC Mar 2017 H	2016/11/16	2016/11/17
62810	Credit Suisse AG – HSI R Bear CBBC Dec 2017 A	2016/11/16	2016/11/17
62829	UBS AG – HSI R Bull CBBC Oct 2017 H	2016/11/16	2016/11/17
68824	HK Bank – Galaxy Ent R Bear CBBC Nov 2016 B	2016/11/16	2016/11/17
62825	UBS AG – HSI R Bull CBBC Sep 2017 Z	2016/11/16	2016/11/17
62822	SG Issuer – HSI R Bull CBBC Dec 2017 N	2016/11/16	2016/11/17
62817	Credit Suisse AG – HSI R Bear CBBC Mar 2017 W	2016/11/16	2016/11/17
62815	Credit Suisse AG – HSI R Bear CBBC Apr 2017 L	2016/11/16	2016/11/17
62752	BNP Paribas Arbit Issu B.V. – HSI R Bull CBBC Nov 2017 I	2016/11/16	2016/11/17
62746	BNP Paribas Arbit Issu B.V. – HSI R Bull CBBC Dec 2017 A	2016/11/16	2016/11/17
62751	Goldman Sachs SP (Asia) – HSI R Bull CBBC Sep 2017 T	2016/11/16	2016/11/17
61337	SG Issuer – COVS R Bull CBBC Oct 2017 A	2016/11/16	2016/11/17
62805	Goldman Sachs SP (Asia) – HSI R Bear CBBC Apr 2017 C	2016/11/16	2016/11/17
62748	Goldman Sachs SP (Asia) – HSI R Bull CBBC Sep 2017 S	2016/11/16	2016/11/17
60857	HK Bank – Galaxy Ent R Bear CBBC Nov 2017 A	2016/11/17	2016/11/18
62901	Credit Suisse AG – Tencent R Bull CBBC Sep 2017 D	2016/11/17	2016/11/18
62781	Credit Suisse AG – HSI R Bull CBBC Sep 2017 L	2016/11/17	2016/11/18
62899	Credit Suisse AG – HSI R Bull CBBC Sep 2017 K	2016/11/17	2016/11/18
62897	Credit Suisse AG – HSI R Bull CBBC Nov 2017 E	2016/11/17	2016/11/18
62895	Credit Suisse AG – HSI R Bull CBBC Oct 2017 J	2016/11/17	2016/11/18
62830	UBS AG – HSI R Bull CBBC Nov 2017 Y	2016/11/17	2016/11/18
62870	HK Bank – HSI R Bull CBBC Aug 2017 N	2016/11/17	2016/11/18
62758	BNP Paribas Arbit Issu B.V. – HSI R Bull CBBC Dec 2017 F	2016/11/17	2016/11/18
62868	HK Bank – HSI R Bull CBBC Sep 2017 K	2016/11/17	2016/11/18

List of expired CBBC, 2016 (continued)

Code	CBBC	Last trading date	Delisted date
62795	SG Issuer – HSI R Bull CBBC Mar 2018 H	2016/11/17	2016/11/18
69453	J P Morgan SP BV – CAM CSI300 R Bull CBBC Nov 2016 A	2016/11/17	2016/11/21
68731	SG Issuer – Sands R Bear CBBC Jun 2017 A	2016/11/17	2016/11/18
62800	Goldman Sachs SP (Asia) – HSI R Bull CBBC Sep 2017 U	2016/11/17	2016/11/18
62852	J P Morgan SP BV – HSI R Bull CBBC Jan 2018 X	2016/11/17	2016/11/18
62871	HK Bank – HSI R Bull CBBC Jul 2017 M	2016/11/17	2016/11/18
68961	Bank of East Asia – HKEX R Bear CBBC Nov 2016 A	2016/11/17	2016/11/21
62970	J P Morgan SP BV – HSI R Bull CBBC Nov 2017 C	2016/11/17	2016/11/18
64245	J P Morgan SP BV – HKEX R Bull CBBC Nov 2016 F	2016/11/17	2016/11/21
62948	J P Morgan SP BV – Tencent R Bull CBBC Dec 2017 G	2016/11/17	2016/11/18
62943	SG Issuer – HSI R Bull CBBC Mar 2018 V	2016/11/17	2016/11/18
62942	SG Issuer – HSI R Bull CBBC Mar 2018 S	2016/11/17	2016/11/18
62940	SG Issuer – HSI R Bull CBBC Mar 2018 O	2016/11/17	2016/11/18
62972	J P Morgan SP BV – HSI R Bull CBBC Nov 2017 E	2016/11/17	2016/11/18
64470	J P Morgan SP BV – Galaxy Ent R Bear CBBC Nov 2016 A	2016/11/17	2016/11/18
62938	SG Issuer – HSI R Bull CBBC Mar 2018 I	2016/11/17	2016/11/18
62968	J P Morgan SP BV – HSI R Bull CBBC Oct 2017 L	2016/11/17	2016/11/18
63680	J P Morgan SP BV – Tencent R Bull CBBC Nov 2016 A	2016/11/17	2016/11/21
62925	Goldman Sachs SP (Asia) – HSI R Bull CBBC Sep 2017 X	2016/11/17	2016/11/18
62915	UBS AG – HSI R Bull CBBC Sep 2017 J	2016/11/17	2016/11/18
62914	UBS AG – HSI R Bull CBBC Sep 2017 Y	2016/11/17	2016/11/18
62913	UBS AG – HSI R Bull CBBC Sep 2017 A	2016/11/17	2016/11/18
63041	Credit Suisse AG – HSBC R Bull CBBC Dec 2017 C	2016/11/18	2016/11/21
63087	SG Issuer – HSI R Bull CBBC Mar 2018 E	2016/11/18	2016/11/21
63023	HK Bank – Tencent R Bull CBBC Sep 2017 H	2016/11/18	2016/11/21
63024	HK Bank – Tencent R Bull CBBC Oct 2017 E	2016/11/18	2016/11/21
63027	J P Morgan SP BV – HSI R Bull CBBC Oct 2017 G	2016/11/18	2016/11/21
63028	J P Morgan SP BV – HSI R Bull CBBC Nov 2017 F	2016/11/18	2016/11/21
63029	Credit Suisse AG – HSI R Bull CBBC Sep 2017 R	2016/11/18	2016/11/21
63067	UBS AG – HSI R Bull CBBC Dec 2017 C	2016/11/18	2016/11/21
63066	UBS AG – HSI R Bull CBBC Nov 2017 P	2016/11/18	2016/11/21
63051	J P Morgan SP BV – HKEX R Bull CBBC Dec 2017 F	2016/11/18	2016/11/21
63040	Credit Suisse AG – HSI R Bull CBBC Oct 2017 K	2016/11/18	2016/11/21
63074	UBS AG – Tencent R Bull CBBC Jun 2017 G	2016/11/18	2016/11/21
64770	HK Bank – Ping An R Bear CBBC Nov 2016 A	2016/11/18	2016/11/22
63063	UBS AG – HSI R Bull CBBC Sep 2017 M	2016/11/18	2016/11/21
63062	J P Morgan SP BV – HSI R Bull CBBC Nov 2017 G	2016/11/18	2016/11/21
63056	J P Morgan SP BV – CSOP A50 ETF R Bull CBBC Sep 2017 B	2016/11/18	2016/11/21
63038	Credit Suisse AG – HSI R Bull CBBC Nov 2017 S	2016/11/18	2016/11/21
63107	SG Issuer – HSI R Bull CBBC Mar 2018 T	2016/11/18	2016/11/21
62657	HK Bank – China Mobile R Bull CBBC Nov 2016 G	2016/11/18	2016/11/22
69843	SG Issuer – Galaxy R Bear CBBC Sep 2017 B	2016/11/18	2016/11/21
62659	HK Bank – CNOOC R Bull CBBC Nov 2016 L	2016/11/18	2016/11/22
60001	HK Bank – China Life R Bull CBBC Nov 2016 D	2016/11/18	2016/11/22
61957	HK Bank – PetCh R Bull CBBC Nov 2016 H	2016/11/18	2016/11/22
63088	SG Issuer – HSI R Bull CBBC Mar 2018 G	2016/11/18	2016/11/21
62533	HK Bank – PetCh R Bull CBBC Nov 2016 I	2016/11/18	2016/11/22
65678	Bank of East Asia – Galaxy Ent R Bear CBBC Feb 2017 B	2016/11/18	2016/11/21
63376	HK Bank – Ping An R Bull CBBC Nov 2016 I	2016/11/18	2016/11/22
62662	HK Bank – CC Bank R Bull CBBC Nov 2016 F	2016/11/18	2016/11/22
64715	HK Bank – Evergrande R Bull CBBC Nov 2016 C	2016/11/18	2016/11/22
68885	HK Bank – Ping An R Bull CBBC Nov 2016 J	2016/11/18	2016/11/22
63019	HK Bank – HKEX R Bull CBBC Nov 2017 D	2016/11/18	2016/11/21
63015	SG Issuer – HSI R Bull CBBC Mar 2018 X	2016/11/18	2016/11/21
63073	UBS AG – Tencent R Bull CBBC Sep 2017 B	2016/11/18	2016/11/21
62536	HK Bank – CNOOC R Bull CBBC Nov 2016 K	2016/11/18	2016/11/22
63016	Goldman Sachs SP (Asia) – HSI R Bull CBBC Oct 2017 B	2016/11/18	2016/11/21
64976	HK Bank – TCH R Bull CBBC Nov 2016 C	2016/11/18	2016/11/22
63017	HK Bank – HKEX R Bull CBBC Oct 2017 I	2016/11/18	2016/11/21
63157	Credit Suisse AG – HSI R Bear CBBC Apr 2017 O	2016/11/21	2016/11/22
63119	J P Morgan SP BV – Tencent R Bull CBBC Dec 2017 H	2016/11/21	2016/11/22
63133	Goldman Sachs SP (Asia) – HSI R Bull CBBC Dec 2017 G	2016/11/21	2016/11/22
63127	HK Bank – HSI R Bear CBBC Apr 2017 R	2016/11/21	2016/11/22
63154	Credit Suisse AG – HSI R Bull CBBC Nov 2017 C	2016/11/21	2016/11/22
63164	BNP Paribas Arbit Issu B.V. – HSI R Bear CBBC Feb 2017 O	2016/11/21	2016/11/22
63166	Goldman Sachs SP (Asia) – HSI R Bear CBBC Feb 2017 I	2016/11/21	2016/11/22
63171	SG Issuer – HSI R Bear CBBC Mar 2017 N	2016/11/21	2016/11/22
63180	J P Morgan SP BV – HSI R Bear CBBC Feb 2017 M	2016/11/21	2016/11/22
63118	J P Morgan SP BV – Tencent R Bull CBBC Nov 2017 E	2016/11/21	2016/11/22
63184	UBS AG – HSI R Bull CBBC Sep 2017 D	2016/11/21	2016/11/22
63158	Credit Suisse AG – HSI R Bear CBBC Apr 2017 P	2016/11/21	2016/11/22
63189	UBS AG – HSI R Bear CBBC Mar 2017 E	2016/11/21	2016/11/22
63195	SG Issuer – CMob R Bear CBBC Sep 2018 A	2016/11/21	2016/11/22
63207	SG Issuer – HKEX R Bull CBBC Nov 2018 B	2016/11/21	2016/11/22
64346	HK Bank – Sands China R Bear CBBC Feb 2017 A	2016/11/21	2016/11/22
63183	UBS AG – HSI R Bull CBBC Oct 2017 J	2016/11/21	2016/11/22
62894	Credit Suisse AG – HSI R Bear CBBC Apr 2017 M	2016/11/21	2016/11/22
63116	J P Morgan SP BV – HSI R Bull CBBC Oct 2017 J	2016/11/21	2016/11/22
62903	UBS AG – HSI R Bear CBBC Mar 2017 X	2016/11/21	2016/11/22
62928	J P Morgan SP BV – HSI R Bear CBBC Feb 2017 Y	2016/11/21	2016/11/22
63190	UBS AG – HSI R Bear CBBC Feb 2017 L	2016/11/22	2016/11/23
62875	HK Bank – Galaxy Ent R Bear CBBC Nov 2017 B	2016/11/22	2016/11/23
62860	J P Morgan SP BV – HSI R Bear CBBC Feb 2017 T	2016/11/22	2016/11/23
62866	Goldman Sachs SP (Asia) – HSI R Bear CBBC Sep 2017 A	2016/11/22	2016/11/23
63217	SG Issuer – Tencent R Bear CBBC Aug 2017 A	2016/11/22	2016/11/23
63224	HK Bank – Sands China R Bear CBBC Aug 2017 A	2016/11/22	2016/11/23
63239	SG Issuer – CMob R Bull CBBC Jul 2018 A	2016/11/22	2016/11/23

List of expired CBBC, 2016 (continued)

Code	CBBC	Last trading date	Delisted date
63245	Credit Suisse AG – HSI R Bear CBBC Apr 2017 R	2016/11/22	2016/11/23
63288	UBS AG – HSI R Bear CBBC Mar 2017 I	2016/11/22	2016/11/23
62855	Goldman Sachs SP (Asia) – HSI R Bear CBBC Apr 2017 D	2016/11/22	2016/11/23
63292	SG Issuer – HSI R Bear CBBC Mar 2017 D	2016/11/22	2016/11/23
63191	UBS AG – HSI R Bear CBBC Feb 2017 I	2016/11/22	2016/11/23
63293	SG Issuer – HSI R Bear CBBC Apr 2017 A	2016/11/22	2016/11/23
61111	SG Issuer – Ping An R Bear CBBC Jul 2017 B	2016/11/22	2016/11/23
63295	J P Morgan SP BV – HSI R Bear CBBC Mar 2017 J	2016/11/22	2016/11/23
63299	J P Morgan SP BV – HSI R Bear CBBC Mar 2017 K	2016/11/22	2016/11/23
63159	Credit Suisse AG – HSI R Bear CBBC Apr 2017 Q	2016/11/22	2016/11/23
62676	Credit Suisse AG – HSI R Bear CBBC Apr 2017 J	2016/11/22	2016/11/23
62689	UBS AG – HSI R Bear CBBC Mar 2017 V	2016/11/22	2016/11/23
63289	Goldman Sachs SP (Asia) – HSI R Bear CBBC Feb 2017 S	2016/11/22	2016/11/23
62786	BNP Paribas Arbit Issu B.V. – HSI R Bear CBBC Feb 2017 Y	2016/11/22	2016/11/23
62905	UBS AG – HSI R Bear CBBC Apr 2017 K	2016/11/22	2016/11/23
63108	SG Issuer – HSI R Bear CBBC Mar 2017 M	2016/11/22	2016/11/23
64170	HK Bank – Galaxy Ent R Bear CBBC Dec 2016 C	2016/11/22	2016/11/23
62764	HK Bank – HSI R Bear CBBC Apr 2017 Q	2016/11/22	2016/11/23
63079	UBS AG – HSI R Bear CBBC Mar 2017 Z	2016/11/22	2016/11/23
62784	BNP Paribas Arbit Issu B.V. – HSI R Bear CBBC Mar 2017 H	2016/11/22	2016/11/23
62787	BNP Paribas Arbit Issu B.V. – HSI R Bear CBBC Mar 2017 K	2016/11/22	2016/11/23
62931	J P Morgan SP BV – HSI R Bear CBBC Apr 2017 G	2016/11/22	2016/11/23
63060	J P Morgan SP BV – HSI R Bear CBBC Apr 2017 H	2016/11/22	2016/11/23
63173	SG Issuer – HSI R Bear CBBC Mar 2017 U	2016/11/22	2016/11/23
62813	Credit Suisse AG – HSI R Bear CBBC Feb 2017 Y	2016/11/22	2016/11/23
62893	Credit Suisse AG – HSI R Bear CBBC Mar 2017 U	2016/11/22	2016/11/23
63047	Credit Suisse AG – HSI R Bear CBBC Apr 2017 N	2016/11/22	2016/11/23
61193	HK Bank – Ping An R Bear CBBC May 2017 A	2016/11/22	2016/11/23
63181	J P Morgan SP BV – HSI R Bear CBBC Mar 2017 H	2016/11/22	2016/11/23
62681	BNP Paribas Arbit Issu B.V. – HSI R Bear CBBC Feb 2017 W	2016/11/23	2016/11/24
63340	Credit Suisse AG – HSI R Bear CBBC Apr 2017 U	2016/11/23	2016/11/24
62633	Goldman Sachs SP (Asia) – HSI R Bear CBBC Feb 2017 G	2016/11/23	2016/11/24
63343	UBS AG – HSI R Bear CBBC Apr 2017 M	2016/11/23	2016/11/24
63344	Goldman Sachs SP (Asia) – HSI R Bear CBBC Feb 2017 U	2016/11/23	2016/11/24
63336	Credit Suisse AG – HSI R Bear CBBC Apr 2017 T	2016/11/23	2016/11/24
63379	SG Issuer – HSI R Bear CBBC Mar 2017 H	2016/11/23	2016/11/24
63359	SG Issuer – HSCEI R Bear CBBC Jun 2017 A	2016/11/23	2016/11/24
63381	SG Issuer – HSI R Bear CBBC Mar 2017 I	2016/11/23	2016/11/24
62645	J P Morgan SP BV – HSI R Bear CBBC Mar 2017 E	2016/11/23	2016/11/24
63378	SG Issuer – HSI R Bear CBBC Mar 2017 G	2016/11/23	2016/11/24
63384	SG Issuer – HSI R Bear CBBC Apr 2017 B	2016/11/23	2016/11/24
62631	HK Bank – HSI R Bear CBBC Mar 2017 T	2016/11/23	2016/11/24
62635	Credit Suisse AG – HSI R Bear CBBC Mar 2017 N	2016/11/23	2016/11/24
63353	SG Issuer – HSCEI R Bear CBBC Jul 2017 A	2016/11/23	2016/11/24
62911	UBS AG – HSI R Bear CBBC Mar 2017 Y	2016/11/23	2016/11/24
63335	BNP Paribas Arbit Issu B.V. – HSI R Bear CBBC Mar 2017 X	2016/11/23	2016/11/24
62856	Goldman Sachs SP (Asia) – HSI R Bear CBBC Apr 2017 E	2016/11/23	2016/11/24
62703	Credit Suisse AG – HSI R Bear CBBC Apr 2017 K	2016/11/23	2016/11/24
63312	J P Morgan SP BV – HSI R Bear CBBC Mar 2017 L	2016/11/23	2016/11/24
62837	UBS AG – HSI R Bear CBBC Apr 2017 I	2016/11/23	2016/11/24
63061	J P Morgan SP BV – HSI R Bear CBBC Mar 2017 G	2016/11/23	2016/11/24
62823	SG Issuer – HSI R Bear CBBC Mar 2017 J	2016/11/23	2016/11/24
62258	HK Bank – China Life R Bear CBBC Apr 2017 B	2016/11/23	2016/11/24
62765	HK Bank – HSCEI R Bear CBBC Sep 2017 A	2016/11/23	2016/11/24
62890	Credit Suisse AG – HSI R Bear CBBC Mar 2017 L	2016/11/23	2016/11/24
63328	SG Issuer – Tencent R Bull CBBC Nov 2018 B	2016/11/23	2016/11/24
63330	SG Issuer – Tencent R Bull CBBC Sep 2018 B	2016/11/23	2016/11/24
62235	SG Issuer – China Life R Bear CBBC Jun 2018 A	2016/11/24	2016/11/25
63445	Goldman Sachs SP (Asia) – HSI R Bear CBBC Feb 2017 V	2016/11/24	2016/11/25
63443	SG Issuer – HSI R Bear CBBC Apr 2017 C	2016/11/24	2016/11/25
63455	J P Morgan SP BV – HSI R Bear CBBC Mar 2017 M	2016/11/24	2016/11/25
63321	HK Bank – Tencent R Bull CBBC Oct 2017 F	2016/11/24	2016/11/25
63434	UBS AG – HSI R Bear CBBC Mar 2017 L	2016/11/24	2016/11/25
63345	J P Morgan SP BV – Tencent R Bull CBBC Sep 2017 F	2016/11/24	2016/11/25
63435	Credit Suisse AG – HSI R Bear CBBC Apr 2017 V	2016/11/24	2016/11/25
62052	HK Bank – Evergrande R Bull CBBC Nov 2016 B	2016/11/25	2016/11/29
60631	SGA Societe Generale Acceptance N.V.-CSA50 R Bear CBBC Nov16A	2016/11/25	2016/11/28
62959	HK Bank – CAM CSI300 R Bull CBBC Nov 2016 A	2016/11/25	2016/11/29
69116	HK Bank – China Mobile R Bull CBBC Nov 2016 E	2016/11/25	2016/11/29
66678	SG Issuer – CSA50 R Bear CBBC Nov 2016 B	2016/11/25	2016/11/28
66231	SG Issuer – A50 R Bear CBBC Nov 2016 A	2016/11/25	2016/11/28
69115	HK Bank – China Life R Bear CBBC Nov 2016 A	2016/11/25	2016/11/29
62409	SGA Societe Generale Acceptance N.V.-HSI R Bull CBBC Nov16 H	2016/11/25	2016/11/28
68764	HK Bank – Ping An R Bull CBBC Nov 2016 N	2016/11/25	2016/11/29
62040	HK Bank – CC Bank R Bull CBBC Nov 2016 C	2016/11/25	2016/11/29
63487	UBS AG – HSI R Bear CBBC Mar 2017 K	2016/11/25	2016/11/28
63485	SG Issuer – HSI R Bear CBBC Apr 2017 E	2016/11/25	2016/11/28
63479	SG Issuer – HSI R Bear CBBC Apr 2017 D	2016/11/25	2016/11/28
66172	HK Bank – AIA R Bull CBBC Nov 2016 B	2016/11/25	2016/11/29
63470	Credit Suisse AG – HSI R Bear CBBC Mar 2017 W	2016/11/25	2016/11/28
62079	HK Bank – Ping An R Bull CBBC Nov 2016 H	2016/11/25	2016/11/29
62082	HK Bank – China Mobile R Bull CBBC Nov 2016 C	2016/11/25	2016/11/29
62155	SGA Societe Generale Acceptance N.V.-HSI R Bull CBBC Nov16 F	2016/11/25	2016/11/28
64202	SGA Societe Generale Acceptance N.V.-HSI R Bull CBBC Nov16 I	2016/11/25	2016/11/28
62275	SGA Societe Generale Acceptance N.V.-HSI R Bull CBBC Nov16 G	2016/11/25	2016/11/28
61892	SGA Societe Generale Acceptance N.V.-HSI R Bull CBBC Nov16 C	2016/11/25	2016/11/28
60729	HK Bank – TCH R Bull CBBC Nov 2016 G	2016/11/25	2016/11/29

List of expired CBBC, 2016 (continued)

Code	CBBC	Last trading date	Delisted date
65745	HK Bank – ABC R Bull CBBC Nov 2016 E	2016/11/25	2016/11/29
64205	SGA Societe Generale Acceptance N.V.- TCH R Bull CBBC Nov16A	2016/11/25	2016/11/28
63278	HK Bank – Sinopec Corp R Bull CBBC Nov 2016 G	2016/11/25	2016/11/29
61142	HK Bank – CNOOC R Bull CBBC Nov 2016 J	2016/11/25	2016/11/29
62814	SGA Societe Generale Acceptance N.V.-HSI R Bull CBBC Nov16 K	2016/11/25	2016/11/28
63276	HK Bank – TCH R Bull CBBC Nov 2016 H	2016/11/25	2016/11/29
63000	SGA Societe Generale Acceptance N.V.-HSI R Bull CBBC Nov16 L	2016/11/25	2016/11/28
64755	HK Bank – BOCL R Bull CBBC Nov 2016 D	2016/11/25	2016/11/29
63001	SGA Societe Generale Acceptance N.V.-HSI R Bull CBBC Nov16 M	2016/11/25	2016/11/28
65600	HK Bank – AIA R Bull CBBC Nov 2016 E	2016/11/25	2016/11/29
63284	SGA Societe Generale Acceptance N.V.-HSI R Bull CBBC Nov16 W	2016/11/25	2016/11/28
64997	HK Bank – HKEX R Bull CBBC Nov 2016 E	2016/11/25	2016/11/29
64984	HK Bank – TCH R Bull CBBC Nov 2016 D	2016/11/25	2016/11/29
63039	SGA Societe Generale Acceptance N.V.-HSI R Bull CBBC Nov16 U	2016/11/25	2016/11/28
65030	HK Bank – Galaxy Ent R Bull CBBC Nov 2016 F	2016/11/25	2016/11/29
60481	SGA Societe Generale Acceptance N.V.-HSI R Bull CBBC Nov16 Q	2016/11/25	2016/11/28
60487	SGA Societe Generale Acceptance N.V.-HSI R Bull CBBC Nov16 S	2016/11/25	2016/11/28
63013	HK Bank – PetCh R Bear CBBC Nov 2016 A	2016/11/25	2016/11/29
60114	HK Bank – China Life R Bear CBBC Nov 2016 B	2016/11/25	2016/11/29
60456	SGA Societe Generale Acceptance N.V.-HSI R Bull CBBC Nov16 N	2016/11/25	2016/11/28
60464	SGA Societe Generale Acceptance N.V.-HSI R Bull CBBC Nov16 O	2016/11/25	2016/11/28
60475	SGA Societe Generale Acceptance N.V.-HSI R Bull CBBC Nov16 P	2016/11/25	2016/11/28
60483	SGA Societe Generale Acceptance N.V.-HSI R Bull CBBC Nov16 R	2016/11/25	2016/11/28
62933	SGA Societe Generale Acceptance N.V.-CSA50 R Bull CBBC Nov16A	2016/11/25	2016/11/28
63026	UBS AG – HSI R Bull CBBC Nov 2016 J	2016/11/28	2016/11/30
62041	Macquarie Bank Ltd. – HSI R Bull CBBC Nov 2016 C	2016/11/28	2016/11/30
64572	HK Bank – HSCEI R Bear CBBC Nov 2016 A	2016/11/28	2016/11/30
63046	Credit Suisse AG – HSI R Bear CBBC Mar 2017 Z	2016/11/28	2016/11/29
62179	Credit Suisse AG – HSI R Bull CBBC Nov 2016 C	2016/11/28	2016/11/30
63115	Goldman Sachs SP (Asia) – HSI R Bear CBBC Apr 2017 G	2016/11/28	2016/11/29
63105	SGA Societe Generale Acceptance N.V.-HSI R Bull CBBC Nov16 A	2016/11/28	2016/11/30
62178	Credit Suisse AG – HSI R Bull CBBC Nov 2016 B	2016/11/28	2016/11/30
63082	UBS AG – HSI R Bear CBBC Mar 2017 D	2016/11/28	2016/11/29
62950	BNP Paribas Arbit Issu B.V. – HSI R Bull CBBC Nov 2016 H	2016/11/28	2016/11/30
62724	J P Morgan SP BV – HSI R Bear CBBC Mar 2017 F	2016/11/28	2016/11/29
63387	HK Bank – China Mobile R Bear CBBC Nov 2016 A	2016/11/28	2016/11/30
62171	SGA Societe Generale Acceptance N.V.-CMob R Bull CBBC Nov16A	2016/11/28	2016/11/30
62946	Credit Suisse AG – HSI R Bull CBBC Nov 2016 T	2016/11/28	2016/11/30
60726	HK Bank – HSCEI R Bull CBBC Nov 2016 N	2016/11/28	2016/11/30
63120	BNP Paribas Arbit Issu B.V. – HSI R Bull CBBC Nov 2016 W	2016/11/28	2016/11/30
66553	HK Bank – HSCEI R Bull CBBC Nov 2016 I	2016/11/28	2016/11/30
62791	BNP Paribas Arbit Issu B.V. – HSI R Bear CBBC Mar 2017 Q	2016/11/28	2016/11/29
67031	UBS AG – HSI R Bull CBBC Nov 2016 F	2016/11/28	2016/11/30
66985	UBS AG – HSI R Bull CBBC Nov 2016 E	2016/11/28	2016/11/30
60586	BNP Paribas Arbit Issu B.V. – HSI R Bull CBBC Nov 2016 N	2016/11/28	2016/11/30
67688	HK Bank – HSI R Bull CBBC Nov 2016 I	2016/11/28	2016/11/30
66556	HK Bank – HSCEI R Bull CBBC Nov 2016 J	2016/11/28	2016/11/30
63424	BNP Paribas Arbit Issu B.V. – HSCEI R Bull CBBC Nov 2016 Q	2016/11/28	2016/11/30
65575	HK Bank – HSI R Bull CBBC Nov 2016 H	2016/11/28	2016/11/30
63369	HK Bank – HSCEI R Bull CBBC Nov 2016 D	2016/11/28	2016/11/30
65210	HK Bank – HSCEI R Bear CBBC Nov 2016 B	2016/11/28	2016/11/30
63318	UBS AG – HSI R Bull CBBC Nov 2016 C	2016/11/28	2016/11/30
62862	J P Morgan SP BV – HSI R Bear CBBC Feb 2017 X	2016/11/28	2016/11/29
63444	Credit Suisse AG – HSCEI R Bull CBBC Nov 2016 D	2016/11/28	2016/11/30
66719	BNP Paribas Arbit Issu B.V. – HSCEI R Bull CBBC Nov 2016 K	2016/11/28	2016/11/30
63085	HK Bank – HSCEI R Bull CBBC Nov 2016 O	2016/11/28	2016/11/30
60393	HK Bank – HSI R Bull CBBC Nov 2016 P	2016/11/28	2016/11/30
62944	SG Issuer – HSI R Bear CBBC Mar 2017 K	2016/11/28	2016/11/29
63457	Credit Suisse AG – HSI R Bull CBBC Nov 2016 I	2016/11/28	2016/11/30
60391	HK Bank – HSI R Bull CBBC Nov 2016 O	2016/11/28	2016/11/30
62883	Credit Suisse AG – HSI R Bull CBBC Nov 2016 E	2016/11/28	2016/11/30
62744	UBS AG – HSI R Bear CBBC Feb 2017 A	2016/11/28	2016/11/29
63319	UBS AG – HSI R Bull CBBC Nov 2016 D	2016/11/28	2016/11/30
60713	HK Bank – HSI R Bull CBBC Nov 2016 Q	2016/11/28	2016/11/30
62612	Macquarie Bank Ltd. – HSI R Bull CBBC Nov 2016 F	2016/11/28	2016/11/30
63512	Goldman Sachs SP (Asia) – HSI R Bear CBBC Mar 2017 S	2016/11/28	2016/11/29
63516	BNP Paribas Arbit Issu B.V. – HSI R Bear CBBC Apr 2017 A	2016/11/28	2016/11/29
62652	Goldman Sachs SP (Asia) – HSI R Bear CBBC Apr 2017 A	2016/11/28	2016/11/29
63522	Credit Suisse AG – HSI R Bear CBBC Apr 2017 W	2016/11/28	2016/11/29
62735	Credit Suisse AG – HSI R Bull CBBC Nov 2016 H	2016/11/28	2016/11/30
63532	SG Issuer – HSI R Bear CBBC Mar 2017 N	2016/11/28	2016/11/29
62705	Credit Suisse AG – HSI R Bear CBBC Mar 2017 V	2016/11/28	2016/11/29
68409	HK Bank – HSI R Bull CBBC Nov 2016 M	2016/11/28	2016/11/30
68426	HK Bank – HSCEI R Bull CBBC Nov 2016 L	2016/11/28	2016/11/30
69538	SG Issuer – China Life R Bear CBBC Apr 2017 B	2016/11/28	2016/11/29
63526	UBS AG – HSI R Bear CBBC Feb 2017 O	2016/11/28	2016/11/29
61942	HK Bank – HSI R Bull CBBC Nov 2016 S	2016/11/28	2016/11/30
62433	BNP Paribas Arbit Issu B.V. – HSCEI R Bull CBBC Nov 2016 P	2016/11/28	2016/11/30
62440	Macquarie Bank Ltd. – HSI R Bull CBBC Nov 2016 D	2016/11/28	2016/11/30
62443	Macquarie Bank Ltd. – HSI R Bull CBBC Nov 2016 E	2016/11/28	2016/11/30
61459	HK Bank – China Life R Bear CBBC Apr 2017 A	2016/11/28	2016/11/29
62472	Credit Suisse AG – HSI R Bull CBBC Nov 2016 N	2016/11/28	2016/11/30
62476	Credit Suisse AG – HSI R Bull CBBC Nov 2016 O	2016/11/28	2016/11/30
62544	HK Bank – HSI R Bull CBBC Nov 2016 T	2016/11/28	2016/11/30
68402	HK Bank – HSCEI R Bull CBBC Nov 2016 K	2016/11/28	2016/11/30
60422	UBS AG – HSI R Bull CBBC Nov 2016 G	2016/11/28	2016/11/30
63509	UBS AG – HSI R Bull CBBC Nov 2016 O	2016/11/28	2016/11/30

List of expired CBBC, 2016 (continued)

Code	CBBC	Last trading date	Delisted date
63534	J P Morgan SP BV – HSI R Bear CBBC Feb 2017 Q	2016/11/28	2016/11/29
63209	SG Issuer – HKEX R Bear CBBC Sep 2018 A	2016/11/28	2016/11/29
60996	HK Bank – HSCEI R Bull CBBC Nov 2016 C	2016/11/28	2016/11/30
63515	Credit Suisse AG – HSI R Bull CBBC Nov 2016 J	2016/11/28	2016/11/30
63193	UBS AG – HSI R Bear CBBC Apr 2017 L	2016/11/28	2016/11/29
63175	SG Issuer – HSI R Bear CBBC Mar 2017 C	2016/11/28	2016/11/29
62827	Credit Suisse AG – HSI R Bull CBBC Nov 2016 S	2016/11/28	2016/11/30
63174	SG Issuer – HSI R Bear CBBC Mar 2017 X	2016/11/28	2016/11/29
63361	SG Issuer – HSCEI R Bear CBBC Jul 2017 B	2016/11/28	2016/11/29
61646	HK Bank – HSCEI R Bear CBBC Mar 2017 D	2016/11/28	2016/11/29
62679	Credit Suisse AG – HSI R Bear CBBC Feb 2017 U	2016/11/28	2016/11/29
62004	BNP Paribas Arbit Issu B.V. – HSI R Bull CBBC Nov 2016 E	2016/11/28	2016/11/30
62728	Credit Suisse AG – HSI R Bull CBBC Nov 2016 F	2016/11/28	2016/11/30
62732	Credit Suisse AG – HSI R Bull CBBC Nov 2016 G	2016/11/28	2016/11/30
63182	J P Morgan SP BV – HSI R Bear CBBC Mar 2017 I	2016/11/28	2016/11/29
63569	Credit Suisse AG – HSI R Bear CBBC Apr 2017 X	2016/11/29	2016/11/30
63610	UBS AG – HSI R Bear CBBC Apr 2017 N	2016/11/29	2016/11/30
63667	SG Issuer – HSI R Bear CBBC Mar 2017 D	2016/11/29	2016/11/30
62181	Credit Suisse AG – TCH R Bull CBBC Nov 2016 A	2016/11/29	2016/12/01
64973	Credit Suisse AG – HSBC R Bull CBBC Nov 2016 B	2016/11/29	2016/12/01
63637	J P Morgan SP BV – HSI R Bear CBBC Mar 2017 O	2016/11/29	2016/11/30
63636	J P Morgan SP BV – HSI R Bear CBBC Mar 2017 N	2016/11/29	2016/11/30
63612	UBS AG – HSI R Bear CBBC Mar 2017 M	2016/11/29	2016/11/30
63585	Credit Suisse AG – HSBC R Bull CBBC Nov 2017 D	2016/11/29	2016/11/30
63572	Credit Suisse AG – HSI R Bear CBBC Mar 2017 U	2016/11/29	2016/11/30
63567	BNP Paribas Arbit Issu B.V. – HSI R Bear CBBC Mar 2017 T	2016/11/29	2016/11/30
63562	Goldman Sachs SP (Asia) – HSI R Bear CBBC Mar 2017 U	2016/11/29	2016/11/30
63561	Goldman Sachs SP (Asia) – HSI R Bear CBBC Mar 2017 T	2016/11/29	2016/11/30
63559	BNP Paribas Arbit Issu B.V. – HSI R Bear CBBC Apr 2017 B	2016/11/29	2016/11/30
63558	BNP Paribas Arbit Issu B.V. – HSI R Bear CBBC Mar 2017 I	2016/11/29	2016/11/30
63301	J P Morgan SP BV – HSBC R Bull CBBC Nov 2017 F	2016/11/29	2016/11/30
61908	Credit Suisse AG – China Mobile R Bull CBBC Nov 2016 A	2016/11/29	2016/12/01
61913	Credit Suisse AG – AIA R Bull CBBC Nov 2016 A	2016/11/29	2016/12/01
63613	UBS AG – HSI R Bear CBBC Mar 2017 P	2016/11/29	2016/11/30
63574	Credit Suisse AG – HSI R Bear CBBC Apr 2017 Y	2016/11/29	2016/11/30
63815	SG Issuer – HSI R Bear CBBC Mar 2017 M	2016/11/30	2016/12/01
63794	J P Morgan SP BV – HSI R Bull CBBC Nov 2017 R	2016/11/30	2016/12/01
63792	J P Morgan SP BV – HSI R Bear CBBC Mar 2017 P	2016/11/30	2016/12/01
63791	Credit Suisse AG – HSI R Bull CBBC Oct 2017 L	2016/11/30	2016/12/01
63675	BNP Paribas Arbit Issu B.V. – HSI R Bear CBBC Apr 2017 C	2016/11/30	2016/12/01
63775	Credit Suisse AG – HSI R Bear CBBC Mar 2017 L	2016/11/30	2016/12/01
63929	UBS AG – HSI R Bear CBBC Apr 2017 O	2016/12/01	2016/12/02
63889	J P Morgan SP BV – HSI R Bear CBBC Mar 2017 Q	2016/12/01	2016/12/02
61351	SG Issuer – Galaxy R Bear CBBC Nov 2017 A	2016/12/01	2016/12/02
63294	SG Issuer – HSI R Bear CBBC Mar 2017 T	2016/12/01	2016/12/02
63246	Credit Suisse AG – HSI R Bear CBBC Apr 2017 S	2016/12/01	2016/12/02
63862	Goldman Sachs SP (Asia) – HSI R Bear CBBC Mar 2017 V	2016/12/01	2016/12/02
63860	HK Bank – HSI R Bear CBBC Apr 2017 S	2016/12/01	2016/12/02
63930	UBS AG – HSI R Bear CBBC Apr 2017 P	2016/12/01	2016/12/02
62922	UBS AG – HSCEI R Bear CBBC Mar 2017 A	2016/12/01	2016/12/02
62660	HK Bank – CNOOC R Bear CBBC Apr 2017 C	2016/12/01	2016/12/02
63911	SG Issuer – HSI R Bear CBBC Mar 2017 U	2016/12/01	2016/12/02
62622	Haitong Int'l Sec – HSI R Bear CBBC Mar 2017 C	2016/12/01	2016/12/02
62838	UBS AG – HSI R Bear CBBC Apr 2017 J	2016/12/01	2016/12/02
62792	BNP Paribas Arbit Issu B.V. – HSI R Bear CBBC Feb 2017 L	2016/12/01	2016/12/02
63868	Credit Suisse AG – HSI R Bear CBBC Mar 2017 N	2016/12/01	2016/12/02
62932	J P Morgan SP BV – HSI R Bear CBBC Feb 2017 F	2016/12/01	2016/12/02
62570	HK Bank – HSI R Bear CBBC Mar 2017 S	2016/12/01	2016/12/02
62923	Goldman Sachs SP (Asia) – HSI R Bear CBBC Apr 2017 F	2016/12/01	2016/12/02
63886	Credit Suisse AG – HSI R Bear CBBC Apr 2017 Z	2016/12/01	2016/12/02
62207	SG Issuer – CUni R Bear CBBC May 2017 A	2016/12/01	2016/12/02
63888	J P Morgan SP BV – HSI R Bull CBBC Jan 2018 S	2016/12/02	2016/12/05
63863	Credit Suisse AG – HSI R Bull CBBC Nov 2017 R	2016/12/02	2016/12/05
63820	UBS AG – HSI R Bull CBBC Nov 2017 L	2016/12/02	2016/12/05
63818	UBS AG – HSI R Bull CBBC Oct 2017 I	2016/12/02	2016/12/05
63669	Goldman Sachs SP (Asia) – HSI R Bull CBBC Dec 2017 R	2016/12/02	2016/12/05
61251	HK Bank – HKEX R Bull CBBC Dec 2016 D	2016/12/02	2016/12/06
63566	BNP Paribas Arbit Issu B.V. – HSI R Bull CBBC Dec 2017 I	2016/12/02	2016/12/05
63595	Credit Suisse AG – HSI R Bull CBBC Nov 2017 J	2016/12/02	2016/12/05
65773	HK Bank – China Mobile R Bull CBBC Dec 2016 E	2016/12/02	2016/12/06
63617	UBS AG – HSI R Bull CBBC Dec 2017 N	2016/12/02	2016/12/05
63644	J P Morgan SP BV – HSI R Bull CBBC Oct 2017 M	2016/12/02	2016/12/05
63782	Credit Suisse AG – HSI R Bull CBBC Nov 2017 K	2016/12/02	2016/12/05
63666	SG Issuer – HSI R Bull CBBC Dec 2017 O	2016/12/02	2016/12/05
63500	J P Morgan SP BV – AAC Tech R Bull CBBC Oct 2017 A	2016/12/02	2016/12/05
63738	Goldman Sachs SP (Asia) – HSI R Bull CBBC Nov 2017 S	2016/12/02	2016/12/05
60919	HK Bank – China Life R Bull CBBC Dec 2016 A	2016/12/02	2016/12/06
63739	BNP Paribas Arbit Issu B.V. – HSI R Bull CBBC Nov 2017 M	2016/12/02	2016/12/05
63898	J P Morgan SP BV – Sands China R Bull CBBC Oct 2017 B	2016/12/02	2016/12/05
63746	SG Issuer – Sands R Bull CBBC Oct 2018 A	2016/12/02	2016/12/05
63364	HK Bank – Ping An R Bull CBBC Dec 2016 C	2016/12/02	2016/12/06
63664	SG Issuer – HSI R Bull CBBC Mar 2018 B	2016/12/02	2016/12/05
64971	HK Bank – PetCh R Bull CBBC Dec 2016 G	2016/12/02	2016/12/06
64831	HK Bank – ABC R Bull CBBC Dec 2016 A	2016/12/02	2016/12/06
63553	HK Bank – Sands China R Bull CBBC Jul 2017 F	2016/12/02	2016/12/05
63275	HK Bank – TCH R Bull CBBC Dec 2016 F	2016/12/02	2016/12/06
63231	HK Bank – Tencent R Bull CBBC Aug 2017 K	2016/12/02	2016/12/05

List of expired CBBC, 2016 (continued)

Code	CBBC	Last trading date	Delisted date
63216	SG Issuer – Tencent R Bull CBBC Sep 2018 A	2016/12/02	2016/12/05
63395	HK Bank – CNOOC R Bull CBBC Dec 2016 C	2016/12/02	2016/12/06
64010	Goldman Sachs SP (Asia) – HSI R Bull CBBC Dec 2017 Y	2016/12/02	2016/12/05
61448	HK Bank – Sands China R Bull CBBC Dec 2016 E	2016/12/02	2016/12/06
63303	J P Morgan SP BV – Tencent R Bull CBBC Oct 2017 E	2016/12/02	2016/12/05
63320	UBS AG – HKEX R Bull CBBC Dec 2016 A	2016/12/02	2016/12/06
64986	HK Bank – TCH R Bull CBBC Dec 2016 B	2016/12/02	2016/12/06
64177	HK Bank – HKEX R Bull CBBC Dec 2016 G	2016/12/02	2016/12/06
62390	HK Bank – Ping An R Bull CBBC Dec 2016 G	2016/12/02	2016/12/06
64463	J P Morgan SP BV – AIA R Bull CBBC Sep 2017 B	2016/12/02	2016/12/05
62556	HK Bank – Sands China R Bull CBBC Dec 2016 A	2016/12/02	2016/12/06
64846	HK Bank – China Mobile R Bull CBBC Dec 2016 C	2016/12/02	2016/12/06
63976	UBS AG – HSI R Bull CBBC Oct 2017 W	2016/12/02	2016/12/05
63997	J P Morgan SP BV – China Life R Bull CBBC Jan 2018 B	2016/12/02	2016/12/05
63995	J P Morgan SP BV – Ping An R Bull CBBC Oct 2017 C	2016/12/02	2016/12/05
63991	J P Morgan SP BV – Geely Auto R Bull CBBC Oct 2017 A	2016/12/02	2016/12/05
63986	SG Issuer – HSI R Bear CBBC Mar 2017 G	2016/12/02	2016/12/05
63893	J P Morgan SP BV – Galaxy Ent R Bull CBBC Oct 2017 B	2016/12/02	2016/12/05
63984	SG Issuer – HSI R Bull CBBC Mar 2018 H	2016/12/02	2016/12/05
63959	Credit Suisse AG – China Life R Bull CBBC Sep 2017 C	2016/12/02	2016/12/05
63964	Credit Suisse AG – HSI R Bull CBBC Sep 2017 D	2016/12/02	2016/12/05
60701	HK Bank – TCH R Bull CBBC Dec 2016 D	2016/12/02	2016/12/06
63943	SG Issuer – China Life R Bull CBBC May 2018 D	2016/12/02	2016/12/05
63970	UBS AG – HSI R Bear CBBC Mar 2017 S	2016/12/02	2016/12/05
64003	J P Morgan SP BV – HSI R Bull CBBC Dec 2017 G	2016/12/02	2016/12/05
64249	HK Bank – AIA R Bull CBBC Jun 2017 D	2016/12/02	2016/12/05
63338	Credit Suisse AG – HSI R Bull CBBC Sep 2017 C	2016/12/05	2016/12/06
63527	UBS AG – HSI R Bull CBBC Dec 2017 I	2016/12/05	2016/12/06
61220	Haitong Int'l Sec – HKEX R Bull CBBC Sep 2017 B	2016/12/05	2016/12/06
63813	SG Issuer – HSI R Bull CBBC Mar 2018 L	2016/12/05	2016/12/06
60652	J P Morgan SP BV – HKEX R Bull CBBC Nov 2017 F	2016/12/05	2016/12/06
63523	Credit Suisse AG – HSI R Bull CBBC Nov 2017 D	2016/12/05	2016/12/06
63201	SG Issuer – HKEX R Bull CBBC Nov 2018 A	2016/12/05	2016/12/06
63206	SG Issuer – HKEX R Bull CBBC Oct 2018 A	2016/12/05	2016/12/06
63521	Goldman Sachs SP (Asia) – HSI R Bull CBBC Dec 2017 J	2016/12/05	2016/12/06
62655	HK Bank – HKEX R Bull CBBC Oct 2017 H	2016/12/05	2016/12/06
63342	UBS AG – HSI R Bull CBBC Oct 2017 M	2016/12/05	2016/12/06
63332	BNP Paribas Arbit Issu B.V. – HSI R Bull CBBC Dec 2017 E	2016/12/05	2016/12/06
63961	Credit Suisse AG – China Life R Bull CBBC Jan 2018 A	2016/12/05	2016/12/06
64121	J P Morgan SP BV – HSI R Bull CBBC Jan 2018 Z	2016/12/05	2016/12/06
64108	J P Morgan SP BV – Tencent R Bull CBBC Sep 2017 G	2016/12/05	2016/12/06
64101	J P Morgan SP BV – HSI R Bull CBBC Oct 2017 P	2016/12/05	2016/12/06
64089	SG Issuer – HSI R Bull CBBC Mar 2018 I	2016/12/05	2016/12/06
64085	UBS AG – HSI R Bull CBBC Nov 2017 M	2016/12/05	2016/12/06
64072	Goldman Sachs SP (Asia) – HSI R Bull CBBC Dec 2017 X	2016/12/05	2016/12/06
64063	Credit Suisse AG – HSI R Bull CBBC Sep 2017 E	2016/12/05	2016/12/06
64061	Credit Suisse AG – HSI R Bull CBBC Nov 2017 F	2016/12/05	2016/12/06
64059	BNP Paribas Arbit Issu B.V. – HSI R Bull CBBC Dec 2017 J	2016/12/05	2016/12/06
64058	SG Issuer – Tencent R Bull CBBC Nov 2018 C	2016/12/05	2016/12/06
64051	SG Issuer – Ping An R Bull CBBC Dec 2018 A	2016/12/05	2016/12/06
64033	Haitong Int'l Sec – Ping An R Bull CBBC Oct 2017 B	2016/12/05	2016/12/06
64022	Haitong Int'l Sec – China Life R Bull CBBC Sep 2017 A	2016/12/05	2016/12/06
63810	J P Morgan SP BV – HSI R Bull CBBC Nov 2017 Z	2016/12/05	2016/12/06
63812	SG Issuer – HSI R Bull CBBC Mar 2018 C	2016/12/05	2016/12/06
63565	BNP Paribas Arbit Issu B.V. – HSI R Bull CBBC Nov 2017 L	2016/12/05	2016/12/06
63592	Credit Suisse AG – HSI R Bull CBBC Sep 2017 A	2016/12/05	2016/12/06
63491	Bank of East Asia – Sinopec Corp R Bull CBBC Dec 2016 B	2016/12/05	2016/12/07
63626	UBS AG – HSI R Bull CBBC Sep 2017 G	2016/12/05	2016/12/06
63651	SG Issuer – HSI R Bull CBBC Mar 2018 Q	2016/12/05	2016/12/06
64014	HK Bank – HKEX R Bull CBBC Oct 2017 J	2016/12/05	2016/12/06
63729	HK Bank – HSI R Bull CBBC Sep 2017 N	2016/12/05	2016/12/06
64013	HK Bank – Tencent R Bull CBBC Sep 2017 I	2016/12/05	2016/12/06
63838	HK Bank – Ping An R Bull CBBC Nov 2017 C	2016/12/05	2016/12/06
63864	Credit Suisse AG – HSI R Bull CBBC Oct 2017 A	2016/12/05	2016/12/06
63875	Credit Suisse AG – Ping An R Bull CBBC Oct 2017 C	2016/12/05	2016/12/06
63906	SG Issuer – HSI R Bull CBBC Mar 2018 P	2016/12/05	2016/12/06
63924	UBS AG – HSI R Bull CBBC Dec 2017 B	2016/12/05	2016/12/06
63535	J P Morgan SP BV – HSI R Bull CBBC Nov 2017 J	2016/12/05	2016/12/06
63674	Goldman Sachs SP (Asia) – HSI R Bull CBBC Dec 2017 T	2016/12/05	2016/12/06
60235	Bank of East Asia – HKEX R Bull CBBC Sep 2017 A	2016/12/05	2016/12/06
62949	J P Morgan SP BV – HKEX R Bull CBBC Dec 2017 E	2016/12/05	2016/12/06
64147	Credit Suisse AG – HSI R Bear CBBC Apr 2017 G	2016/12/06	2016/12/07
68828	Credit Suisse AG – HSBC R Bear CBBC Jan 2017 A	2016/12/06	2016/12/07
64078	UBS AG – HSI R Bear CBBC May 2017 A	2016/12/06	2016/12/07
64139	HK Bank – China Vanke R Bull CBBC Jul 2017 A	2016/12/06	2016/12/07
64140	HK Bank – HSI R Bull CBBC Aug 2017 O	2016/12/06	2016/12/07
66173	HK Bank – Evergrande R Bull CBBC Dec 2016 B	2016/12/06	2016/12/08
64145	Credit Suisse AG – HSI R Bull CBBC Oct 2017 F	2016/12/06	2016/12/07
64149	UBS AG – HSI R Bull CBBC Sep 2017 K	2016/12/06	2016/12/07
64150	UBS AG – HSI R Bear CBBC Mar 2017 U	2016/12/06	2016/12/07
64155	SG Issuer – HSI R Bull CBBC Mar 2018 O	2016/12/06	2016/12/07
64160	SG Issuer – Tencent R Bull CBBC Nov 2018 D	2016/12/06	2016/12/07
64165	J P Morgan SP BV – HSI R Bull CBBC Nov 2017 C	2016/12/06	2016/12/07
69987	Bank of East Asia – Galaxy Ent R Bull CBBC Dec 2016 C	2016/12/06	2016/12/08
67354	Bank of East Asia – PetCh R Bull CBBC Dec 2016 C	2016/12/06	2016/12/08
64247	J P Morgan SP BV – HSI R Bear CBBC Mar 2017 U	2016/12/07	2016/12/08
62586	Bank of East Asia – AIA R Bull CBBC Nov 2017 A	2016/12/07	2016/12/08

List of expired CBBC, 2016 (continued)

Code	CBBC	Last trading date	Delisted date
68850	Credit Suisse AG – HSBC R Bear CBBC Feb 2017 B	2016/12/07	2016/12/08
66105	J P Morgan SP BV – HSBC R Bear CBBC Jan 2017 B	2016/12/07	2016/12/08
64242	Credit Suisse AG – HSI R Bull CBBC Nov 2017 L	2016/12/07	2016/12/08
69811	BNP Paribas Arbit Issu B.V. – HKEX R Bull CBBC Jun 2017 D	2016/12/07	2016/12/08
69015	SG Issuer – HSBC R Bear CBBC May 2017 B	2016/12/07	2016/12/08
64244	UBS AG – HSI R Bull CBBC Dec 2017 O	2016/12/07	2016/12/08
69316	HK Bank – HKEX R Bull CBBC Sep 2017 G	2016/12/07	2016/12/08
68935	Bank of East Asia – HSBC Holdings R Bear CBBC Mar 2017 A	2016/12/07	2016/12/08
63874	Bank of East Asia – Haitong Sec R Bull CBBC Dec 2016 E	2016/12/07	2016/12/09
63503	J P Morgan SP BV – China Vanke R Bull CBBC Feb 2018 B	2016/12/07	2016/12/08
69867	SG Issuer – HKEX R Bull CBBC Oct 2017 D	2016/12/07	2016/12/08
69380	Credit Suisse AG – HKEX R Bull CBBC Sep 2017 A	2016/12/07	2016/12/08
69739	Bank of East Asia – COVS R Bull CBBC Dec 2016 A	2016/12/07	2016/12/09
69482	J P Morgan SP BV – HKEX R Bull CBBC Oct 2017 E	2016/12/07	2016/12/08
64007	Goldman Sachs SP (Asia) – HSI R Bear CBBC Apr 2017 H	2016/12/07	2016/12/08
64209	UBS AG – HSI R Bear CBBC Apr 2017 Q	2016/12/07	2016/12/08
68193	Bank of East Asia – BOCL R Bull CBBC Dec 2016 A	2016/12/07	2016/12/09
62411	Haitong Int'l Sec – AIA R Bull CBBC Sep 2017 A	2016/12/07	2016/12/08
63307	Haitong Int'l Sec – HSBC R Bear CBBC Apr 2017 A	2016/12/07	2016/12/08
64156	SG Issuer – HSI R Bear CBBC Mar 2017 I	2016/12/07	2016/12/08
64216	BNP Paribas Arbit Issu B.V. – HSI R Bear CBBC Apr 2017 D	2016/12/07	2016/12/08
64164	Goldman Sachs SP (Asia) – HSI R Bear CBBC Apr 2017 J	2016/12/07	2016/12/08
64274	SG Issuer – HSI R Bull CBBC Mar 2018 V	2016/12/07	2016/12/08
63954	Credit Suisse AG – HSI R Bear CBBC Apr 2017 F	2016/12/07	2016/12/08
69862	SG Issuer – AIA R Bull CBBC Nov 2017 C	2016/12/07	2016/12/08
64275	SG Issuer – HSI R Bear CBBC Mar 2017 J	2016/12/07	2016/12/08
64005	J P Morgan SP BV – HSI R Bear CBBC Mar 2017 R	2016/12/07	2016/12/08
64382	HK Bank – PetCh R Bear CBBC Dec 2016 A	2016/12/07	2016/12/09
64084	UBS AG – HSI R Bear CBBC Mar 2017 T	2016/12/08	2016/12/09
64377	SG Issuer – HSI R Bull CBBC Mar 2018 E	2016/12/08	2016/12/09
64098	SG Issuer – HSI R Bear CBBC Mar 2017 H	2016/12/08	2016/12/09
64375	Goldman Sachs SP (Asia) – HSI R Bull CBBC Dec 2017 F	2016/12/08	2016/12/09
64935	Bank of East Asia – China Mobile R Bull CBBC Dec 2016 A	2016/12/08	2016/12/12
68206	Bank of East Asia – CC Bank R Bull CBBC Dec 2016 A	2016/12/08	2016/12/12
64100	J P Morgan SP BV – HSI R Bear CBBC Mar 2017 S	2016/12/08	2016/12/09
68928	J P Morgan SP BV – HSBC R Bear CBBC Feb 2017 D	2016/12/08	2016/12/09
69016	SG Issuer – HSBC R Bear CBBC May 2017 C	2016/12/08	2016/12/09
64399	J P Morgan SP BV – HSI R Bull CBBC Nov 2017 E	2016/12/08	2016/12/09
64453	J P Morgan SP BV – AIA R Bull CBBC Nov 2017 B	2016/12/08	2016/12/09
64368	UBS AG – HSI R Bull CBBC Oct 2017 B	2016/12/08	2016/12/09
64144	Credit Suisse AG – HSI R Bear CBBC Mar 2017 V	2016/12/08	2016/12/09
64391	SG Issuer – HSI R Bear CBBC Mar 2017 N	2016/12/08	2016/12/09
64240	Credit Suisse AG – HSI R Bear CBBC Apr 2017 H	2016/12/08	2016/12/09
64154	UBS AG – HSI R Bear CBBC May 2017 B	2016/12/08	2016/12/09
62161	J P Morgan SP BV – HSI R Bear CBBC Feb 2017 C	2016/12/08	2016/12/09
62945	SG Issuer – HSI R Bear CBBC Mar 2017 L	2016/12/08	2016/12/09
64171	J P Morgan SP BV – HSI R Bear CBBC Mar 2017 T	2016/12/08	2016/12/09
69235	Credit Suisse AG – HSBC R Bear CBBC Apr 2017 A	2016/12/08	2016/12/09
64348	UBS AG – HSI R Bear CBBC Mar 2017 W	2016/12/08	2016/12/09
64303	SG Issuer – CSA50 R Bull CBBC Jun 2018 A	2016/12/08	2016/12/09
64312	BNP Paribas Arbit Issu B.V. – HSI R Bull CBBC Nov 2017 N	2016/12/08	2016/12/09
64284	Goldman Sachs SP (Asia) – HSI R Bear CBBC Mar 2017 W	2016/12/08	2016/12/09
64295	BNP Paribas Arbit Issu B.V. – HSI R Bear CBBC Apr 2017 E	2016/12/08	2016/12/09
64279	SG Issuer – HSI R Bear CBBC Mar 2017 C	2016/12/08	2016/12/09
64316	Credit Suisse AG – HSI R Bear CBBC Apr 2017 L	2016/12/08	2016/12/09
64330	Credit Suisse AG – HSI R Bull CBBC Nov 2017 E	2016/12/08	2016/12/09
64037	Goldman Sachs SP (Asia) – HSI R Bear CBBC Apr 2017 I	2016/12/08	2016/12/09
64041	Credit Suisse AG – HSI R Bear CBBC Mar 2017 W	2016/12/08	2016/12/09
64315	Credit Suisse AG – HSI R Bear CBBC Apr 2017 I	2016/12/08	2016/12/09
64283	SG Issuer – HSI R Bear CBBC Mar 2017 K	2016/12/08	2016/12/09
62097	UBS AG – HSI R Bear CBBC Feb 2017 J	2016/12/08	2016/12/09
62112	Goldman Sachs SP (Asia) – HSI R Bear CBBC Feb 2017 C	2016/12/08	2016/12/09
64367	UBS AG – HSI R Bear CBBC Apr 2017 R	2016/12/08	2016/12/09
62123	Credit Suisse AG – HSI R Bear CBBC Feb 2017 X	2016/12/08	2016/12/09
64291	Goldman Sachs SP (Asia) – HSI R Bear CBBC Apr 2017 K	2016/12/08	2016/12/09
63766	SG Issuer – Geely Auto R Bear CBBC Jun 2017 A	2016/12/08	2016/12/09
64012	BNP Paribas Arbit Issu B.V. – HSI R Bear CBBC Mar 2017 C	2016/12/08	2016/12/09
64398	J P Morgan SP BV – HSI R Bear CBBC Mar 2017 V	2016/12/08	2016/12/09
63450	J P Morgan SP BV – Sands China R Bull CBBC Nov 2017 A	2016/12/09	2016/12/12
64551	Credit Suisse AG – HSI R Bear CBBC Jun 2017 A	2016/12/09	2016/12/12
64525	BNP Paribas Arbit Issu B.V. – HSI R Bear CBBC Mar 2017 Z	2016/12/09	2016/12/12
68254	UBS AG – China Mobile R Bull CBBC Dec 2016 A	2016/12/09	2016/12/13
64549	Credit Suisse AG – HSI R Bear CBBC Apr 2017 O	2016/12/09	2016/12/12
60906	HK Bank – AIA R Bull CBBC Jun 2017 C	2016/12/09	2016/12/12
69120	HK Bank – HKEX R Bull CBBC Sep 2017 F	2016/12/09	2016/12/12
64546	BNP Paribas Arbit Issu B.V. – HSI R Bear CBBC Apr 2017 F	2016/12/09	2016/12/12
64540	Credit Suisse AG – HSI R Bull CBBC Sep 2017 G	2016/12/09	2016/12/12
64532	Credit Suisse AG – HSI R Bull CBBC Nov 2017 S	2016/12/09	2016/12/12
64591	UBS AG – HSI R Bull CBBC Sep 2017 L	2016/12/09	2016/12/12
68253	SG Issuer – Tencent R Bull CBBC Sep 2017 D	2016/12/09	2016/12/12
63464	Bank of East Asia – Tencent R Bull CBBC Dec 2017 D	2016/12/09	2016/12/12
63456	HK Bank – Galaxy Ent R Bull CBBC Oct 2017 C	2016/12/09	2016/12/12
64570	J P Morgan SP BV – HSI R Bear CBBC Mar 2017 W	2016/12/09	2016/12/12
64567	J P Morgan SP BV – HSI R Bull CBBC Nov 2017 F	2016/12/09	2016/12/12
64589	SG Issuer – HSI R Bear CBBC Mar 2017 X	2016/12/09	2016/12/12
61252	HK Bank – China Life R Bull CBBC Dec 2016 B	2016/12/09	2016/12/13
63018	HK Bank – Sands China R Bull CBBC Aug 2017 D	2016/12/09	2016/12/12

List of expired CBBC, 2016 (continued)

Code	CBBC	Last trading date	Delisted date
63215	SG Issuer – Tencent R Bull CBBC Nov 2018 A	2016/12/09	2016/12/12
64593	UBS AG – HSI R Bull CBBC Oct 2017 H	2016/12/09	2016/12/12
69308	J P Morgan SP BV – HKEX R Bull CBBC Dec 2017 A	2016/12/09	2016/12/12
63502	J P Morgan SP BV – Galaxy Ent R Bull CBBC Dec 2017 C	2016/12/09	2016/12/12
64595	UBS AG – HSI R Bear CBBC Mar 2017 E	2016/12/09	2016/12/12
64602	UBS AG – HSI R Bear CBBC Mar 2017 X	2016/12/09	2016/12/12
64564	Goldman Sachs SP (Asia) – HSI R Bear CBBC Apr 2017 L	2016/12/09	2016/12/12
67896	J P Morgan SP BV – Tencent R Bull CBBC Jun 2017 E	2016/12/09	2016/12/12
64590	SG Issuer – HSI R Bear CBBC Mar 2017 D	2016/12/09	2016/12/12
63412	HK Bank – Sands China R Bull CBBC Oct 2017 A	2016/12/09	2016/12/12
60927	HK Bank – Sands China R Bull CBBC Dec 2016 D	2016/12/09	2016/12/13
67605	J P Morgan SP BV – AIA R Bull CBBC Sep 2017 A	2016/12/09	2016/12/12
68040	Credit Suisse AG – Tencent R Bull CBBC Jul 2017 A	2016/12/09	2016/12/12
63422	SG Issuer – Sands R Bull CBBC Jul 2018 A	2016/12/09	2016/12/12
69125	HK Bank – Galaxy Ent R Bull CBBC Dec 2016 C	2016/12/09	2016/12/13
69542	SG Issuer – HKEX R Bull CBBC Nov 2017 C	2016/12/09	2016/12/12
62594	HK Bank – TCH R Bull CBBC Dec 2016 E	2016/12/09	2016/12/13
63078	UBS AG – AIA R Bull CBBC Sep 2017 A	2016/12/09	2016/12/12
64143	HK Bank – Galaxy Ent R Bull CBBC Nov 2017 E	2016/12/09	2016/12/12
62962	HK Bank – Sinopec Corp R Bull CBBC Dec 2016 B	2016/12/09	2016/12/13
62965	HK Bank – BOCL R Bull CBBC Dec 2016 B	2016/12/09	2016/12/13
63002	HK Bank – China Mobile R Bull CBBC Dec 2016 A	2016/12/09	2016/12/13
69860	SG Issuer – AIA R Bull CBBC Sep 2017 B	2016/12/09	2016/12/12
62986	HK Bank – CNOOC R Bull CBBC Dec 2016 B	2016/12/09	2016/12/13
63385	HK Bank – CNOOC R Bull CBBC Dec 2016 H	2016/12/09	2016/12/13
63420	SG Issuer – Galaxy R Bull CBBC Dec 2018 A	2016/12/09	2016/12/12
64850	HK Bank – China Mobile R Bull CBBC Dec 2016 D	2016/12/09	2016/12/13
64508	Bank of East Asia – AIA R Bull CBBC Nov 2017 B	2016/12/09	2016/12/12
62992	HK Bank – CC Bank R Bull CBBC Dec 2016 C	2016/12/09	2016/12/13
64499	HK Bank – HSI R Bear CBBC Mar 2017 U	2016/12/09	2016/12/12
64497	SG Issuer – Tencent R Bull CBBC Sep 2018 C	2016/12/09	2016/12/12
63382	HK Bank – CM Bank R Bull CBBC Dec 2016 F	2016/12/09	2016/12/13
65585	HK Bank – CAM CSI300 R Bull CBBC Dec 2016 D	2016/12/09	2016/12/13
67465	HK Bank – Tencent R Bull CBBC Sep 2017 B	2016/12/09	2016/12/12
64031	Haitong Int'l Sec – Galaxy Ent R Bull CBBC Oct 2017 A	2016/12/09	2016/12/12
64473	Goldman Sachs SP (Asia) – HSI R Bull CBBC Oct 2017 C	2016/12/09	2016/12/12
62589	Bank of East Asia – HKEX R Bull CBBC Nov 2017 B	2016/12/09	2016/12/12
64456	BNP Paribas Arbit Issu B.V. – HSI R Bull CBBC Nov 2017 O	2016/12/09	2016/12/12
64474	SG Issuer – CMob R Bull CBBC Jul 2018 B	2016/12/12	2016/12/13
64210	HK Bank – A50 R Bull CBBC Jan 2018 A	2016/12/12	2016/12/13
64269	SG Issuer – HSI R Bull CBBC Mar 2018 S	2016/12/12	2016/12/13
64543	Credit Suisse AG – HSI R Bull CBBC Dec 2017 O	2016/12/12	2016/12/13
64557	Goldman Sachs SP (Asia) – HSI R Bull CBBC Oct 2017 D	2016/12/12	2016/12/13
62162	J P Morgan SP BV – China Mobile R Bull CBBC Dec 2017 A	2016/12/12	2016/12/13
62674	HK Bank – AAC Tech R Bull CBBC Oct 2017 A	2016/12/12	2016/12/13
64517	BNP Paribas Arbit Issu B.V. – HSI R Bull CBBC Dec 2017 L	2016/12/12	2016/12/13
69540	SG Issuer – HKEX R Bull CBBC Oct 2017 C	2016/12/12	2016/12/13
63304	Haitong Int'l Sec – Tencent R Bull CBBC Sep 2017 D	2016/12/12	2016/12/13
64701	UBS AG – HSI R Bull CBBC Nov 2017 N	2016/12/12	2016/12/13
64705	SG Issuer – HSI R Bear CBBC Mar 2017 M	2016/12/12	2016/12/13
64706	SG Issuer – HSI R Bear CBBC Mar 2017 T	2016/12/12	2016/12/13
64711	BNP Paribas Arbit Issu B.V. – HSI R Bull CBBC Nov 2017 Q	2016/12/12	2016/12/13
64048	SG Issuer – A50 R Bull CBBC Aug 2018 A	2016/12/12	2016/12/13
64714	UBS AG – HSI R Bear CBBC Apr 2017 S	2016/12/12	2016/12/13
64719	J P Morgan SP BV – Tencent R Bull CBBC Oct 2017 F	2016/12/12	2016/12/13
64703	SG Issuer – HSI R Bull CBBC Mar 2018 B	2016/12/12	2016/12/13
64168	J P Morgan SP BV – HSI R Bull CBBC Jan 2018 Q	2016/12/12	2016/12/13
64710	Goldman Sachs SP (Asia) – HSI R Bear CBBC Apr 2017 N	2016/12/12	2016/12/13
60493	UBS AG – HKEX R Bull CBBC Sep 2017 C	2016/12/12	2016/12/13
64110	J P Morgan SP BV – A50 China R Bull CBBC Sep 2017 B	2016/12/12	2016/12/13
66753	J P Morgan SP BV – Tencent R Bull CBBC Apr 2017 D	2016/12/12	2016/12/13
68000	SG Issuer – Tencent R Bull CBBC Sep 2017 C	2016/12/12	2016/12/13
62599	Credit Suisse AG – HKEX R Bull CBBC Sep 2017 C	2016/12/12	2016/12/13
69117	HK Bank – HKEX R Bull CBBC Oct 2017 E	2016/12/12	2016/12/13
63872	Credit Suisse AG – Tencent R Bull CBBC Jun 2017 C	2016/12/12	2016/12/13
64726	J P Morgan SP BV – HSI R Bear CBBC Mar 2017 Z	2016/12/12	2016/12/13
64691	Credit Suisse AG – HSI R Bull CBBC Dec 2017 Q	2016/12/12	2016/12/13
64632	BNP Paribas Arbit Issu B.V. – HSI R Bull CBBC Dec 2017 M	2016/12/12	2016/12/13
64713	UBS AG – HSI R Bear CBBC Mar 2017 I	2016/12/12	2016/12/13
64681	J P Morgan SP BV – HSI R Bull CBBC Nov 2017 G	2016/12/12	2016/12/13
64604	Goldman Sachs SP (Asia) – HSI R Bull CBBC Oct 2017 E	2016/12/12	2016/12/13
64689	J P Morgan SP BV – HSI R Bear CBBC Mar 2017 Y	2016/12/12	2016/12/13
64635	Goldman Sachs SP (Asia) – HSI R Bear CBBC Apr 2017 M	2016/12/12	2016/12/13
64695	Credit Suisse AG – HSI R Bear CBBC Apr 2017 P	2016/12/12	2016/12/13
64697	Credit Suisse AG – HSI R Bull CBBC Aug 2017 I	2016/12/12	2016/12/13
64698	Credit Suisse AG – HSI R Bear CBBC Mar 2017 Z	2016/12/12	2016/12/13
64588	SG Issuer – HSI R Bull CBBC Mar 2018 T	2016/12/12	2016/12/13
64579	SG Issuer – HSI R Bull CBBC Mar 2018 G	2016/12/12	2016/12/13
64699	UBS AG – HSI R Bull CBBC Dec 2017 W	2016/12/12	2016/12/13
64702	SG Issuer – HSI R Bull CBBC Mar 2018 X	2016/12/12	2016/12/13
63829	HK Bank – Tencent R Bull CBBC Aug 2017 L	2016/12/12	2016/12/13
63250	UBS AG – Tencent R Bull CBBC Sep 2017 C	2016/12/12	2016/12/13
63631	UBS AG – HSI R Bull CBBC Nov 2017 K	2016/12/13	2016/12/14
60626	J P Morgan SP BV – HSI R Bull CBBC Mar 2017 H	2016/12/13	2016/12/14
63645	J P Morgan SP BV – HSI R Bull CBBC Nov 2017 L	2016/12/13	2016/12/14
61639	J P Morgan SP BV – HSI R Bull CBBC Jan 2018 C	2016/12/13	2016/12/14
69519	J P Morgan SP BV – HSI R Bull CBBC Aug 2017 B	2016/12/13	2016/12/14

List of expired CBBC, 2016 (continued)

Code	CBBC	Last trading date	Delisted date
67337	J P Morgan SP BV – CAM CSI300 R Bull CBBC Dec 2016 A	2016/12/13	2016/12/14
61401	J P Morgan SP BV – HSI R Bear CBBC Apr 2017 E	2016/12/13	2016/12/14
63044	J P Morgan SP BV – HSI R Bull CBBC Feb 2017 T	2016/12/13	2016/12/14
60891	J P Morgan SP BV – HSI R Bull CBBC Jan 2018 A	2016/12/13	2016/12/14
62697	J P Morgan SP BV – HSI R Bull CBBC Jul 2017 E	2016/12/13	2016/12/14
64011	Goldman Sachs SP (Asia) – HSI R Bull CBBC Dec 2017 W	2016/12/13	2016/12/14
63556	HK Bank – HSI R Bull CBBC Sep 2017 M	2016/12/13	2016/12/14
60629	J P Morgan SP BV – HSI R Bull CBBC Jul 2017 C	2016/12/13	2016/12/14
64016	HK Bank – China Life R Bull CBBC Sep 2017 B	2016/12/13	2016/12/14
60632	J P Morgan SP BV – HSI R Bull CBBC Nov 2017 B	2016/12/13	2016/12/14
63899	SG Issuer – HSI R Bull CBBC Mar 2018 N	2016/12/13	2016/12/14
63941	SG Issuer – China Life R Bull CBBC Nov 2018 C	2016/12/13	2016/12/14
63488	UBS AG – HSI R Bull CBBC Oct 2017 N	2016/12/13	2016/12/14
60627	J P Morgan SP BV – HSI R Bull CBBC Apr 2017 G	2016/12/13	2016/12/14
60635	J P Morgan SP BV – HSI R Bull CBBC Dec 2017 C	2016/12/13	2016/12/14
61399	J P Morgan SP BV – HSI R Bear CBBC Apr 2017 D	2016/12/13	2016/12/14
68797	J P Morgan SP BV – HKEX R Bull CBBC Nov 2017 E	2016/12/13	2016/12/14
64141	HK Bank – HSCEI R Bull CBBC Oct 2017 D	2016/12/13	2016/12/14
60630	J P Morgan SP BV – HSI R Bull CBBC Sep 2017 B	2016/12/13	2016/12/14
63477	SG Issuer – HSI R Bull CBBC Mar 2018 M	2016/12/13	2016/12/14
61223	J P Morgan SP BV – HSI R Bull CBBC Apr 2017 J	2016/12/13	2016/12/14
69516	J P Morgan SP BV – HSI R Bull CBBC May 2017 C	2016/12/13	2016/12/14
63476	Credit Suisse AG – HSI R Bull CBBC Sep 2017 Z	2016/12/13	2016/12/14
63579	Credit Suisse AG – China Life R Bull CBBC Sep 2017 B	2016/12/13	2016/12/14
63589	Credit Suisse AG – HSI R Bull CBBC Nov 2017 I	2016/12/13	2016/12/14
61227	J P Morgan SP BV – HSI R Bull CBBC Aug 2017 C	2016/12/13	2016/12/14
64826	J P Morgan SP BV – HSI R Bull CBBC Oct 2017 O	2016/12/13	2016/12/14
62850	J P Morgan SP BV – HSI R Bull CBBC Mar 2017 U	2016/12/13	2016/12/14
62707	SG Issuer – AAC Tech R Bull CBBC Aug 2017 A	2016/12/13	2016/12/14
62979	J P Morgan SP BV – HSI R Bull CBBC Apr 2017 P	2016/12/13	2016/12/14
62917	J P Morgan SP BV – HSI R Bull CBBC Mar 2017 V	2016/12/13	2016/12/14
63090	J P Morgan SP BV – HSI R Bull CBBC Apr 2017 A	2016/12/13	2016/12/14
64795	Credit Suisse AG – HSI R Bull CBBC Nov 2017 C	2016/12/13	2016/12/14
64799	Credit Suisse AG – HSI R Bull CBBC Sep 2017 H	2016/12/13	2016/12/14
64800	Goldman Sachs SP (Asia) – HSI R Bull CBBC Dec 2017 V	2016/12/13	2016/12/14
64813	Goldman Sachs SP (Asia) – HSI R Bull CBBC Nov 2017 B	2016/12/13	2016/12/14
63852	J P Morgan SP BV – Tencent R Bull CBBC Dec 2016 B	2016/12/13	2016/12/14
62918	J P Morgan SP BV – HSI R Bull CBBC Jun 2017 G	2016/12/13	2016/12/14
64730	HK Bank – HSI R Bull CBBC Sep 2017 O	2016/12/13	2016/12/14
60442	J P Morgan SP BV – HSI R Bull CBBC Dec 2017 J	2016/12/13	2016/12/14
64829	J P Morgan SP BV – HSI R Bull CBBC Dec 2017 G	2016/12/13	2016/12/14
67675	J P Morgan SP BV – HSI R Bear CBBC Apr 2017 A	2016/12/13	2016/12/14
64840	UBS AG – HSI R Bull CBBC Sep 2017 P	2016/12/13	2016/12/14
64848	UBS AG – HSI R Bull CBBC Oct 2017 J	2016/12/13	2016/12/14
64862	SG Issuer – HSI R Bull CBBC Mar 2018 H	2016/12/13	2016/12/14
64863	SG Issuer – HSI R Bull CBBC Mar 2018 C	2016/12/13	2016/12/14
63460	BNP Paribas Arbit Issu B.V. – HSI R Bull CBBC Nov 2017 K	2016/12/13	2016/12/14
63076	UBS AG – China Mobile R Bull CBBC Dec 2017 A	2016/12/13	2016/12/14
63092	J P Morgan SP BV – HSI R Bull CBBC May 2017 A	2016/12/13	2016/12/14
63008	J P Morgan SP BV – HSI R Bull CBBC Dec 2016 Q	2016/12/13	2016/12/14
62374	J P Morgan SP BV – HSI R Bull CBBC Feb 2017 O	2016/12/13	2016/12/14
69220	J P Morgan SP BV – HSI R Bull CBBC Jun 2017 C	2016/12/13	2016/12/14
64506	Bank of East Asia – A50 China R Bull CBBC Nov 2017 A	2016/12/13	2016/12/14
64781	Bank of East Asia – Galaxy Ent R Bull CBBC Dec 2017 E	2016/12/13	2016/12/14
63326	HK Bank – China Vanke R Bull CBBC Oct 2017 A	2016/12/13	2016/12/14
67153	J P Morgan SP BV – HSI R Bull CBBC Dec 2017 F	2016/12/13	2016/12/14
62799	J P Morgan SP BV – HSI R Bull CBBC Mar 2017 T	2016/12/13	2016/12/14
68794	Bank of East Asia – China Mobile R Bull CBBC Dec 2017 A	2016/12/13	2016/12/14
63297	J P Morgan SP BV – HSI R Bull CBBC Oct 2017 Y	2016/12/13	2016/12/14
62375	J P Morgan SP BV – HSI R Bull CBBC Mar 2017 Q	2016/12/13	2016/12/14
69674	J P Morgan SP BV – HSI R Bull CBBC May 2017 D	2016/12/13	2016/12/14
62370	J P Morgan SP BV – HSI R Bull CBBC Jan 2017 J	2016/12/13	2016/12/14
69663	J P Morgan SP BV – HSI R Bull CBBC Apr 2017 D	2016/12/13	2016/12/14
63045	J P Morgan SP BV – HSI R Bull CBBC Dec 2016 Z	2016/12/13	2016/12/14
63291	SG Issuer – HSI R Bull CBBC Mar 2018 F	2016/12/13	2016/12/14
60331	J P Morgan SP BV – HSI R Bull CBBC Apr 2017 E	2016/12/13	2016/12/14
63290	Goldman Sachs SP (Asia) – HSI R Bull CBBC Dec 2017 H	2016/12/13	2016/12/14
63436	J P Morgan SP BV – HSI R Bull CBBC Jul 2017 A	2016/12/13	2016/12/14
69684	J P Morgan SP BV – HSI R Bull CBBC Jun 2017 D	2016/12/13	2016/12/14
62153	J P Morgan SP BV – HSI R Bull CBBC May 2017 F	2016/12/13	2016/12/14
69493	J P Morgan SP BV – HSI R Bull CBBC Sep 2017 W	2016/12/13	2016/12/14
65046	J P Morgan SP BV – HSI R Bull CBBC Oct 2018 A	2016/12/14	2016/12/15
61916	J P Morgan SP BV – HSI R Bull CBBC Dec 2017 R	2016/12/14	2016/12/15
65032	Goldman Sachs SP (Asia) – HSI R Bull CBBC Dec 2017 Z	2016/12/14	2016/12/15
65013	Credit Suisse AG – China Mobile R Bull CBBC Oct 2017 A	2016/12/14	2016/12/15
64968	Credit Suisse AG – HSI R Bull CBBC Nov 2017 J	2016/12/14	2016/12/15
64983	Credit Suisse AG – HSBC R Bull CBBC Sep 2017 B	2016/12/14	2016/12/15
69011	J P Morgan SP BV – HSCEI R Bull CBBC Sep 2017 C	2016/12/14	2016/12/15
64866	J P Morgan SP BV – HSI R Bull CBBC May 2017 G	2016/12/14	2016/12/15
65029	Credit Suisse AG – HSI R Bull CBBC Nov 2017 K	2016/12/14	2016/12/15
63759	SG Issuer – Geely Auto R Bull CBBC May 2018 B	2016/12/14	2016/12/15
61541	J P Morgan SP BV – HSI R Bull CBBC Jan 2018 B	2016/12/14	2016/12/15
62255	HK Bank – PetCh R Bear CBBC Mar 2017 A	2016/12/14	2016/12/15
60625	J P Morgan SP BV – CNOOC R Bull CBBC Feb 2017 A	2016/12/14	2016/12/15
60054	J P Morgan SP BV – HSI R Bear CBBC Mar 2017 A	2016/12/14	2016/12/15
60898	J P Morgan SP BV – PetCh R Bull CBBC Jan 2017 A	2016/12/14	2016/12/15
66919	J P Morgan SP BV – HSI R Bull CBBC Sep 2017 I	2016/12/14	2016/12/15

List of expired CBBC, 2016 (continued)

Code	CBBC	Last trading date	Delisted date
65078	UBS AG – HSI R Bull CBBC Nov 2017 A	2016/12/14	2016/12/15
65082	SG Issuer – HSI R Bull CBBC Mar 2018 L	2016/12/14	2016/12/15
61402	J P Morgan SP BV – HSI R Bear CBBC Jan 2017 Q	2016/12/14	2016/12/15
64090	HK Bank – TCH R Bull CBBC Dec 2016 I	2016/12/14	2016/12/16
61638	J P Morgan SP BV – HSI R Bull CBBC Oct 2017 A	2016/12/14	2016/12/15
65081	SG Issuer – HSI R Bull CBBC Mar 2018 I	2016/12/14	2016/12/15
65072	UBS AG – HSI R Bull CBBC Dec 2017 P	2016/12/14	2016/12/15
60051	J P Morgan SP BV – HSI R Bear CBBC Jan 2017 G	2016/12/14	2016/12/15
65052	J P Morgan SP BV – HSI R Bull CBBC Oct 2017 I	2016/12/14	2016/12/15
66849	J P Morgan SP BV – HSI R Bull CBBC Oct 2017 D	2016/12/14	2016/12/15
61020	J P Morgan SP BV – Tencent R Bear CBBC Nov 2017 C	2016/12/14	2016/12/15
64787	Credit Suisse AG – HSI R Bear CBBC Mar 2017 U	2016/12/14	2016/12/15
63754	J P Morgan SP BV – HSI R Bull CBBC Apr 2017 R	2016/12/14	2016/12/15
64949	SG Issuer – Sands R Bull CBBC Oct 2018 B	2016/12/14	2016/12/15
64820	J P Morgan SP BV – HSI R Bear CBBC Mar 2017 D	2016/12/14	2016/12/15
65864	J P Morgan SP BV – HSI R Bear CBBC Feb 2017 L	2016/12/14	2016/12/15
60557	J P Morgan SP BV – HSI R Bull CBBC Dec 2017 K	2016/12/14	2016/12/15
69433	J P Morgan SP BV – CSOP A50 ETF R Bull CBBC Feb 2017 A	2016/12/14	2016/12/15
62515	J P Morgan SP BV – HSI R Bull CBBC Dec 2017 U	2016/12/14	2016/12/15
61450	SG Issuer – PetroChina R Bear CBBC May 2017 A	2016/12/14	2016/12/15
60445	J P Morgan SP BV – HSBC R Bull CBBC Jun 2017 E	2016/12/14	2016/12/15
60569	J P Morgan SP BV – HSBC R Bull CBBC Nov 2017 B	2016/12/14	2016/12/15
60693	J P Morgan SP BV – HSI R Bull CBBC Dec 2017 L	2016/12/14	2016/12/15
64832	UBS AG – HSI R Bear CBBC Mar 2017 V	2016/12/14	2016/12/15
62081	J P Morgan SP BV – HSBC R Bull CBBC Jan 2018 A	2016/12/14	2016/12/15
69466	J P Morgan SP BV – HSI R Bear CBBC Dec 2016 A	2016/12/14	2016/12/15
69481	J P Morgan SP BV – HSCEI R Bull CBBC Apr 2017 B	2016/12/14	2016/12/15
60833	J P Morgan SP BV – HSI R Bull CBBC Dec 2017 M	2016/12/14	2016/12/15
64924	SG Issuer – Galaxy R Bull CBBC Oct 2018 B	2016/12/14	2016/12/15
68707	J P Morgan SP BV – Tencent R Bull CBBC Feb 2017 A	2016/12/14	2016/12/15
62853	J P Morgan SP BV – CNOOC R Bull CBBC May 2017 A	2016/12/14	2016/12/15
62362	J P Morgan SP BV – Tencent R Bull CBBC Feb 2017 D	2016/12/14	2016/12/15
69617	J P Morgan SP BV – HSI R Bear CBBC Dec 2016 Q	2016/12/14	2016/12/15
69435	J P Morgan SP BV – A50 China R Bull CBBC Apr 2017 A	2016/12/14	2016/12/15
64201	J P Morgan SP BV – HSCEI R Bull CBBC Dec 2017 C	2016/12/15	2016/12/16
65166	UBS AG – HSI R Bull CBBC Oct 2017 I	2016/12/15	2016/12/16
65150	J P Morgan SP BV – HSI R Bull CBBC Nov 2017 J	2016/12/15	2016/12/16
65169	UBS AG – HSI R Bull CBBC Sep 2017 R	2016/12/15	2016/12/16
65172	J P Morgan SP BV – Galaxy Ent R Bull CBBC Nov 2017 D	2016/12/15	2016/12/16
65174	SG Issuer – HSI R Bull CBBC Mar 2018 P	2016/12/15	2016/12/16
64237	BNP Paribas Arbit Issu B.V. – A50 Ch R Bull CBBC Dec 2017 B	2016/12/15	2016/12/16
69823	SG Issuer – CKP R Bull CBBC Aug 2017 A	2016/12/15	2016/12/16
62782	BNP Paribas Arbit Issu B.V. – HSI R Bull CBBC Dec 2017 G	2016/12/15	2016/12/16
64246	UBS AG – HSCEI R Bull CBBC Dec 2017 A	2016/12/15	2016/12/16
63953	SG Issuer – Ping An R Bull CBBC Dec 2017 C	2016/12/15	2016/12/16
62831	UBS AG – HSI R Bull CBBC Nov 2017 J	2016/12/15	2016/12/16
63935	Macquarie Bank Ltd. – Tencent R Bull CBBC Nov 2017 A	2016/12/15	2016/12/16
65177	SG Issuer – HSI R Bull CBBC Mar 2018 Q	2016/12/15	2016/12/16
65079	UBS AG – HSI R Bull CBBC Dec 2017 A	2016/12/15	2016/12/16
64046	SG Issuer – CSA50 R Bull CBBC Aug 2018 A	2016/12/15	2016/12/16
64045	SG Issuer – COVS R Bull CBBC Jul 2018 A	2016/12/15	2016/12/16
64874	J P Morgan SP BV – AIA R Bull CBBC Dec 2016 A	2016/12/15	2016/12/19
64952	SG Issuer – SHK Ppt P R Bull CBBC Aug 2018 B	2016/12/15	2016/12/16
64512	Bank of East Asia – China Life R Bull CBBC Nov 2017 B	2016/12/15	2016/12/16
65012	Credit Suisse AG – CSOP A50 ETF R Bull CBBC Jun 2017 B	2016/12/15	2016/12/16
61563	J P Morgan SP BV – CKH R Bull CBBC Oct 2017 B	2016/12/15	2016/12/16
62801	Goldman Sachs SP (Asia) – HSI R Bull CBBC Sep 2017 V	2016/12/15	2016/12/16
62794	SG Issuer – HSI R Bull CBBC Mar 2018 Z	2016/12/15	2016/12/16
65124	Goldman Sachs SP (Asia) – HSI R Bull CBBC Oct 2017 F	2016/12/15	2016/12/16
64133	HK Bank – ICBC R Bull CBBC Aug 2017 D	2016/12/15	2016/12/16
66430	J P Morgan SP BV – Tencent R Bull CBBC Aug 2017 D	2016/12/15	2016/12/16
62809	Credit Suisse AG – HSI R Bull CBBC Oct 2017 B	2016/12/15	2016/12/16
68348	HK Bank – HKEX R Bull CBBC Jul 2017 B	2016/12/15	2016/12/16
64815	Bank of East Asia – HKEX R Bull CBBC Dec 2017 C	2016/12/15	2016/12/16
64142	HK Bank – CSOP A50 ETF R Bull CBBC Aug 2017 A	2016/12/15	2016/12/16
65106	HK Bank – Geely Auto R Bull CBBC Nov 2017 A	2016/12/15	2016/12/16
65123	HK Bank – HSI R Bull CBBC Aug 2017 P	2016/12/15	2016/12/16
65139	Credit Suisse AG – HSI R Bull CBBC Sep 2017 I	2016/12/15	2016/12/16
65142	Credit Suisse AG – HSI R Bull CBBC Nov 2017 R	2016/12/15	2016/12/16
65149	J P Morgan SP BV – HSI R Bull CBBC Nov 2017 R	2016/12/15	2016/12/16
64109	J P Morgan SP BV – CSOP A50 ETF R Bull CBBC Oct 2017 C	2016/12/15	2016/12/16
63643	J P Morgan SP BV – China Life R Bull CBBC Feb 2018 D	2016/12/15	2016/12/16
63466	Credit Suisse AG – HSI R Bull CBBC Nov 2017 Q	2016/12/15	2016/12/16
63167	SG Issuer – HSI R Bull CBBC Mar 2018 Y	2016/12/15	2016/12/16
63446	J P Morgan SP BV – HSI R Bull CBBC Dec 2017 O	2016/12/15	2016/12/16
63057	J P Morgan SP BV – A50 China R Bull CBBC Nov 2017 C	2016/12/15	2016/12/16
64091	J P Morgan SP BV – HKEX R Bull CBBC Oct 2017 C	2016/12/15	2016/12/16
63440	SG Issuer – HSI R Bull CBBC Mar 2018 U	2016/12/15	2016/12/16
63186	UBS AG – HSI R Bull CBBC Dec 2017 D	2016/12/15	2016/12/16
63492	J P Morgan SP BV – Geely Auto R Bull CBBC Nov 2017 A	2016/12/15	2016/12/16
67748	SG Issuer – Tencent R Bull CBBC Sep 2017 B	2016/12/15	2016/12/16
63730	HK Bank – HSCEI R Bull CBBC Sep 2017 C	2016/12/15	2016/12/16
63427	UBS AG – HSI R Bull CBBC Sep 2017 E	2016/12/15	2016/12/16
63426	Goldman Sachs SP (Asia) – HSI R Bull CBBC Dec 2017 I	2016/12/15	2016/12/16
63414	Credit Suisse AG – HSI R Bull CBBC Oct 2017 I	2016/12/15	2016/12/16
63386	BNP Paribas Arbit Issu B.V. – HSI R Bull CBBC Dec 2017 H	2016/12/15	2016/12/16
63741	SG Issuer – HSCEI R Bull CBBC Dec 2018 A	2016/12/15	2016/12/16

List of expired CBBC, 2016 (continued)

Code	CBBC	Last trading date	Delisted date
63176	J P Morgan SP BV – Tencent R Bull CBBC Sep 2017 E	2016/12/15	2016/12/16
62936	SG Issuer – HSI R Bull CBBC Mar 2018 K	2016/12/15	2016/12/16
62934	SG Issuer – HSI R Bull CBBC Mar 2018 J	2016/12/15	2016/12/16
63508	J P Morgan SP BV – HSI R Bull CBBC Nov 2017 H	2016/12/15	2016/12/16
63122	HK Bank – A50 R Bull CBBC Jul 2017 C	2016/12/15	2016/12/16
63524	Credit Suisse AG – HSI R Bull CBBC Oct 2017 H	2016/12/15	2016/12/16
63529	UBS AG – HSI R Bull CBBC Sep 2017 F	2016/12/15	2016/12/16
63530	SG Issuer – HSI R Bull CBBC Mar 2018 D	2016/12/15	2016/12/16
60204	Haitong Int'l Sec – HKEX R Bull CBBC Sep 2017 A	2016/12/15	2016/12/16
62927	Goldman Sachs SP (Asia) – HSI R Bull CBBC Oct 2017 Z	2016/12/15	2016/12/16
63117	J P Morgan SP BV – HSI R Bull CBBC Jan 2018 F	2016/12/15	2016/12/16
63538	J P Morgan SP BV – Ping An R Bull CBBC Nov 2017 D	2016/12/15	2016/12/16
63543	J P Morgan SP BV – HSI R Bull CBBC Nov 2017 K	2016/12/15	2016/12/16
63545	HK Bank – Geely Auto R Bull CBBC Aug 2017 A	2016/12/15	2016/12/16
63155	Credit Suisse AG – HSI R Bull CBBC Dec 2017 F	2016/12/15	2016/12/16
63517	J P Morgan SP BV – CC Bank R Bull CBBC Dec 2016 A	2016/12/15	2016/12/19
63068	UBS AG – HSI R Bull CBBC Oct 2017 O	2016/12/15	2016/12/16
63003	SG Issuer – A50 R Bull CBBC Mar 2018 A	2016/12/15	2016/12/16
63490	UBS AG – HSI R Bull CBBC Dec 2017 E	2016/12/15	2016/12/16
62977	J P Morgan SP BV – HSI R Bull CBBC Jan 2018 Y	2016/12/15	2016/12/16
66784	HK Bank – Tencent R Bull CBBC Jun 2017 F	2016/12/15	2016/12/16
63428	UBS AG – HSI R Bull CBBC Nov 2017 V	2016/12/15	2016/12/16
62806	Credit Suisse AG – HSI R Bull CBBC Dec 2017 Z	2016/12/15	2016/12/16
62756	BNP Paribas Arbit Issu B.V. – HSI R Bull CBBC Nov 2017 J	2016/12/15	2016/12/16
64364	HK Bank – HKEX R Bull CBBC Oct 2017 B	2016/12/15	2016/12/16
63248	Credit Suisse AG – HSI R Bull CBBC Oct 2017 G	2016/12/15	2016/12/16
65732	J P Morgan SP BV – China Mobile R Bull CBBC Dec 2016 A	2016/12/15	2016/12/19
67046	SG Issuer – HKEX R Bull CBBC Nov 2017 A	2016/12/15	2016/12/16
62867	HK Bank – HSI R Bull CBBC Oct 2017 I	2016/12/15	2016/12/16
63363	SG Issuer – HSI R Bull CBBC Mar 2018 R	2016/12/15	2016/12/16
63348	J P Morgan SP BV – HSI R Bull CBBC Oct 2017 F	2016/12/15	2016/12/16
68762	HK Bank – CNOOC R Bull CBBC Dec 2016 F	2016/12/16	2016/12/20
63402	HK Bank – CAM CSI300 R Bull CBBC Dec 2016 E	2016/12/16	2016/12/20
66205	HK Bank – Galaxy Ent R Bull CBBC Dec 2016 D	2016/12/16	2016/12/20
67260	HK Bank – Evergrande R Bull CBBC Dec 2016 A	2016/12/16	2016/12/20
64734	HK Bank – China Life R Bear CBBC Dec 2016 A	2016/12/16	2016/12/20
61257	HK Bank – CM Bank R Bull CBBC Dec 2016 E	2016/12/16	2016/12/20
64839	HK Bank – Sands China R Bull CBBC Dec 2016 C	2016/12/16	2016/12/20
62389	HK Bank – Great Wall Motor R Bull CBBC Dec 2016 B	2016/12/16	2016/12/20
64756	HK Bank – BOCL R Bear CBBC Dec 2016 A	2016/12/16	2016/12/20
63277	HK Bank – TCH R Bull CBBC Dec 2016 G	2016/12/16	2016/12/20
63272	HK Bank – HKEX R Bull CBBC Dec 2016 F	2016/12/16	2016/12/20
65747	HK Bank – HKEX R Bull CBBC Dec 2016 A	2016/12/16	2016/12/20
65036	HK Bank – Sinopec Corp R Bull CBBC Dec 2016 D	2016/12/16	2016/12/20
65016	Credit Suisse AG – HKEX R Bull CBBC Oct 2017 A	2016/12/16	2016/12/19
67187	SG Issuer – CMob R Bull CBBC Oct 2017 A	2016/12/16	2016/12/19
65784	HK Bank – BOCL R Bull CBBC Dec 2016 E	2016/12/16	2016/12/20
62641	J P Morgan SP BV – COVS R Bull CBBC Jul 2017 A	2016/12/16	2016/12/19
63298	J P Morgan SP BV – HSI R Bull CBBC Jan 2018 G	2016/12/16	2016/12/19
68886	HK Bank – PetCh R Bull CBBC Dec 2016 D	2016/12/16	2016/12/20
68207	Bank of East Asia – ABC R Bull CBBC Dec 2016 A	2016/12/16	2016/12/20
67064	HK Bank – Galaxy Ent R Bear CBBC Dec 2016 A	2016/12/16	2016/12/20
67765	HK Bank – ABC R Bear CBBC Dec 2016 A	2016/12/16	2016/12/20
65224	UBS AG – HSI R Bull CBBC Oct 2017 W	2016/12/16	2016/12/19
61867	J P Morgan SP BV – China Mobile R Bull CBBC Oct 2017 A	2016/12/16	2016/12/19
64024	Haitong Int'l Sec – PICC P&C R Bull CBBC Sep 2017 A	2016/12/16	2016/12/19
65237	J P Morgan SP BV – HSI R Bull CBBC Oct 2017 Z	2016/12/16	2016/12/19
65223	UBS AG – HSI R Bull CBBC Sep 2017 Z	2016/12/16	2016/12/19
63968	HK Bank – TCH R Bull CBBC Dec 2016 H	2016/12/16	2016/12/20
65216	Credit Suisse AG – HSI R Bull CBBC Nov 2017 D	2016/12/16	2016/12/19
67346	J P Morgan SP BV – CSOP A50 ETF R Bull CBBC Sep 2017 A	2016/12/16	2016/12/19
65269	SG Issuer – HSI R Bull CBBC Mar 2018 O	2016/12/16	2016/12/19
68357	HK Bank – China Mobile R Bull CBBC Dec 2016 F	2016/12/16	2016/12/20
61967	HK Bank – CSOP A50 ETF R Bull CBBC Jul 2017 B	2016/12/16	2016/12/19
67170	Bank of East Asia – Sands China R Bear CBBC Dec 2016 A	2016/12/16	2016/12/20
64211	SG Issuer – CUni R Bull CBBC Oct 2018 C	2016/12/16	2016/12/19
65267	J P Morgan SP BV – Galaxy Ent R Bull CBBC Dec 2017 D	2016/12/16	2016/12/19
65014	Credit Suisse AG – China Mobile R Bull CBBC Oct 2017 B	2016/12/16	2016/12/19
62665	HK Bank – AIA R Bull CBBC Dec 2016 B	2016/12/16	2016/12/20
63484	HK Bank – Haitong Sec R Bull CBBC Dec 2016 A	2016/12/16	2016/12/20
64296	HK Bank – CUni R Bull CBBC Oct 2017 A	2016/12/16	2016/12/19
63967	HK Bank – COVS R Bull CBBC Jul 2017 A	2016/12/16	2016/12/19
66988	HK Bank – Sands China R Bear CBBC Dec 2016 B	2016/12/16	2016/12/20
61307	HK Bank – HKEX R Bear CBBC Dec 2016 A	2016/12/16	2016/12/20
61419	J P Morgan SP BV – Sands China R Bull CBBC Dec 2017 A	2016/12/16	2016/12/19
61137	HK Bank – CKP R Bull CBBC Dec 2016 B	2016/12/16	2016/12/20
65203	HK Bank – Sands China R Bull CBBC Aug 2017 E	2016/12/16	2016/12/19
65208	Goldman Sachs SP (Asia) – HSI R Bull CBBC Dec 2017 U	2016/12/16	2016/12/19
65215	Credit Suisse AG – HSI R Bull CBBC Sep 2017 F	2016/12/16	2016/12/19
66120	UBS AG – HSI R Bull CBBC Dec 2017 Q	2016/12/19	2016/12/20
65896	Goldman Sachs SP (Asia) – HSI R Bull CBBC Dec 2017 M	2016/12/19	2016/12/20
64234	BNP Paribas Arbit Issu B.V. – HSCEI R Bull CBBC Dec 2017 B	2016/12/19	2016/12/20
65711	BNP Paribas Arbit Issu B.V. – HSI R Bull CBBC Sep 2017 Q	2016/12/19	2016/12/20
66238	Goldman Sachs SP (Asia) – HSI R Bull CBBC Nov 2017 Z	2016/12/19	2016/12/20
64594	UBS AG – Ping An R Bull CBBC Aug 2017 B	2016/12/19	2016/12/20
65757	UBS AG – HSI R Bull CBBC Oct 2017 C	2016/12/19	2016/12/20
67043	SG Issuer – HKEX R Bull CBBC Oct 2017 A	2016/12/19	2016/12/20

List of expired CBBC, 2016 (continued)

Code	CBBC	Last trading date	Delisted date
65881	Goldman Sachs SP (Asia) – HSI R Bull CBBC Nov 2017 Y	2016/12/19	2016/12/20
62425	HK Bank – A50 R Bull CBBC Jun 2017 B	2016/12/19	2016/12/20
66448	J P Morgan SP BV – HSI R Bull CBBC Nov 2017 I	2016/12/19	2016/12/20
66990	Haitong Int'l Sec – HSI R Bull CBBC Nov 2017 B	2016/12/19	2016/12/20
65753	Credit Suisse AG – HSI R Bull CBBC Nov 2017 G	2016/12/19	2016/12/20
66458	UBS AG – HSI R Bull CBBC Dec 2017 S	2016/12/19	2016/12/20
65908	BNP Paribas Arbit Issu B.V. – HSI R Bull CBBC Oct 2017 R	2016/12/19	2016/12/20
65146	Bank of East Asia – HKEX R Bull CBBC Dec 2017 B	2016/12/19	2016/12/20
66470	HK Bank – HSI R Bull CBBC Jul 2017 I	2016/12/19	2016/12/20
62406	J P Morgan SP BV – A50 China R Bull CBBC Oct 2017 B	2016/12/19	2016/12/20
64818	Bank of East Asia – PICC P&C R Bull CBBC Dec 2017 A	2016/12/19	2016/12/20
63147	Haitong Int'l Sec – China Vanke R Bull CBBC Sep 2017 A	2016/12/19	2016/12/20
66227	SG Issuer – HSI R Bull CBBC Jan 2018 F	2016/12/19	2016/12/20
66830	SG Issuer – HSI R Bull CBBC Dec 2017 G	2016/12/19	2016/12/20
65842	Credit Suisse AG – HSI R Bull CBBC Sep 2017 B	2016/12/19	2016/12/20
64002	J P Morgan SP BV – China Life R Bull CBBC Jan 2018 C	2016/12/19	2016/12/20
64044	SG Issuer – BOC HK R Bull CBBC Apr 2018 A	2016/12/19	2016/12/20
64026	Haitong Int'l Sec – CKH R Bull CBBC Oct 2017 A	2016/12/19	2016/12/20
66069	Credit Suisse AG – HSI R Bull CBBC Oct 2017 C	2016/12/19	2016/12/20
62653	HK Bank – China Vanke R Bull CBBC Sep 2017 A	2016/12/19	2016/12/20
65284	HK Bank – CC Bank R Bull CBBC Oct 2017 A	2016/12/19	2016/12/20
67724	SG Issuer – CSA50 R Bull CBBC Aug 2017 A	2016/12/19	2016/12/20
63740	SG Issuer – HSCEI R Bull CBBC Nov 2018 A	2016/12/19	2016/12/20
65289	BNP Paribas Arbit Issu B.V. – HSI R Bull CBBC Nov 2017 R	2016/12/19	2016/12/20
65313	BNP Paribas Arbit Issu B.V. – HSI R Bull CBBC Dec 2017 N	2016/12/19	2016/12/20
65314	Credit Suisse AG – HSI R Bull CBBC Nov 2017 F	2016/12/19	2016/12/20
62298	UBS AG – HSI R Bull CBBC Oct 2017 P	2016/12/19	2016/12/20
65349	Credit Suisse AG – HSI R Bull CBBC Sep 2017 K	2016/12/19	2016/12/20
65278	Goldman Sachs SP (Asia) – HSI R Bull CBBC Nov 2017 V	2016/12/19	2016/12/20
65374	UBS AG – HSI R Bull CBBC Nov 2017 R	2016/12/19	2016/12/20
65381	UBS AG – HSI R Bull CBBC Dec 2017 V	2016/12/19	2016/12/20
66045	J P Morgan SP BV – HSI R Bull CBBC Dec 2017 H	2016/12/19	2016/12/20
65411	UBS AG – HSI R Bull CBBC Nov 2017 Y	2016/12/19	2016/12/20
65430	SG Issuer – HSI R Bull CBBC Mar 2018 V	2016/12/19	2016/12/20
65439	SG Issuer – HSI R Bull CBBC Mar 2018 E	2016/12/19	2016/12/20
65488	J P Morgan SP BV – HSI R Bull CBBC Oct 2017 Q	2016/12/19	2016/12/20
65833	UBS AG – HSI R Bull CBBC Nov 2017 C	2016/12/19	2016/12/20
62318	J P Morgan SP BV – HKEX R Bull CBBC Sep 2017 E	2016/12/19	2016/12/20
66535	Macquarie Bank Ltd. – HSI R Bull CBBC Apr 2017 A	2016/12/19	2016/12/20
62960	J P Morgan SP BV – Ping An R Bull CBBC Dec 2017 D	2016/12/19	2016/12/20
65316	Credit Suisse AG – HSI R Bull CBBC Sep 2017 J	2016/12/19	2016/12/20
65826	J P Morgan SP BV – HSI R Bull CBBC Jan 2018 I	2016/12/19	2016/12/20
62725	J P Morgan SP BV – China Vanke R Bull CBBC Feb 2018 A	2016/12/19	2016/12/20
68613	Bank of East Asia – CSOP A50 ETF R Bull CBBC Sep 2017 A	2016/12/19	2016/12/20
63083	SG Issuer – HSI R Bull CBBC Mar 2018 A	2016/12/19	2016/12/20
63544	HK Bank – HSI R Bull CBBC Sep 2017 L	2016/12/19	2016/12/20
63311	Haitong Int'l Sec – COVS R Bull CBBC Oct 2017 C	2016/12/19	2016/12/20
65010	Credit Suisse AG – CSOP A50 ETF R Bull CBBC Jun 2017 A	2016/12/19	2016/12/20
65613	HK Bank – China Res Land R Bull CBBC Jul 2017 B	2016/12/19	2016/12/20
64136	HK Bank – PICC P&C R Bull CBBC Oct 2017 B	2016/12/19	2016/12/20
66276	Credit Suisse AG – HSI R Bull CBBC Nov 2017 H	2016/12/19	2016/12/20
62793	SG Issuer – HSI R Bull CBBC Mar 2018 W	2016/12/19	2016/12/20
68962	Bank of East Asia – CKH R Bull CBBC Dec 2017 A	2016/12/19	2016/12/20
66347	SG Issuer – HSI R Bull CBBC Dec 2017 E	2016/12/19	2016/12/20
63586	Credit Suisse AG – Ping An R Bull CBBC Nov 2017 B	2016/12/19	2016/12/20
63597	Bank of East Asia – Ping An R Bull CBBC Dec 2017 D	2016/12/19	2016/12/20
63415	HK Bank – HKEX R Bull CBBC Oct 2017 A	2016/12/19	2016/12/20
68365	Haitong Int'l Sec – HSI R Bull CBBC Oct 2017 U	2016/12/19	2016/12/20
63265	UBS AG – CSOP A50 ETF R Bull CBBC Aug 2017 A	2016/12/20	2016/12/21
63279	UBS AG – A50 China R Bull CBBC Oct 2017 A	2016/12/20	2016/12/21
67777	BNP Paribas Arbit Issu B.V. – CSOP A50 ETF R Bull CBBC Jun17B	2016/12/20	2016/12/21
65633	Credit Suisse AG – HSI R Bull CBBC Sep 2017 L	2016/12/20	2016/12/21
66328	HK Bank – Tencent R Bull CBBC Jul 2017 F	2016/12/20	2016/12/21
65640	Credit Suisse AG – HSI R Bull CBBC Nov 2017 L	2016/12/20	2016/12/21
65676	J P Morgan SP BV – HSI R Bull CBBC Dec 2017 C	2016/12/20	2016/12/21
65695	UBS AG – HSI R Bull CBBC Oct 2017 M	2016/12/20	2016/12/21
66295	UBS AG – HSI R Bull CBBC Oct 2017 K	2016/12/20	2016/12/21
63604	UBS AG – HSI R Bull CBBC Nov 2017 I	2016/12/20	2016/12/21
63380	HK Bank – CAM CSI300 R Bull CBBC Dec 2016 A	2016/12/20	2016/12/22
65611	BNP Paribas Arbit Issu B.V. – HSI R Bull CBBC Nov 2017 P	2016/12/20	2016/12/21
65911	SG Issuer – HSI R Bull CBBC Jan 2018 A	2016/12/20	2016/12/21
65538	Goldman Sachs SP (Asia) – HSI R Bull CBBC Oct 2017 G	2016/12/20	2016/12/21
64009	BNP Paribas Arbit Issu B.V. – HSI R Bull CBBC Sep 2017 N	2016/12/20	2016/12/21
62369	Goldman Sachs SP (Asia) – HSI R Bull CBBC Oct 2017 T	2016/12/20	2016/12/21
65059	J P Morgan SP BV – HSBC R Bull CBBC Nov 2017 H	2016/12/20	2016/12/21
66378	Credit Suisse AG – HSI R Bull CBBC Dec 2017 G	2016/12/20	2016/12/21
65295	Macquarie Bank Ltd. – HSI R Bull CBBC Mar 2017 O	2016/12/20	2016/12/21
64720	J P Morgan SP BV – Tencent R Bull CBBC Nov 2017 F	2016/12/20	2016/12/21
63719	Credit Suisse AG – HSI R Bull CBBC Sep 2017 Y	2016/12/20	2016/12/21
67568	Bank of East Asia – Tencent R Bull CBBC Nov 2017 A	2016/12/20	2016/12/21
64794	Credit Suisse AG – HSBC R Bull CBBC Nov 2017 F	2016/12/20	2016/12/21
66213	J P Morgan SP BV – HSI R Bull CBBC Jan 2018 K	2016/12/20	2016/12/21
64932	SG Issuer – HSBC R Bull CBBC Sep 2018 F	2016/12/20	2016/12/21
67999	SG Issuer – Ping An R Bull CBBC Dec 2017 B	2016/12/20	2016/12/21
67034	HK Bank – CSOP A50 ETF R Bull CBBC Jul 2017 A	2016/12/20	2016/12/21
66976	Haitong Int'l Sec – HSI R Bull CBBC Dec 2017 F	2016/12/20	2016/12/21
64931	J P Morgan SP BV – HSI R Bull CBBC Dec 2017 Z	2016/12/20	2016/12/21

List of expired CBBC, 2016 (continued)

Code	CBBC	Last trading date	Delisted date
64191	J P Morgan SP BV – BOCL R Bull CBBC Sep 2017 B	2016/12/20	2016/12/21
65795	HK Bank – Sinopec Corp R Bull CBBC Dec 2016 E	2016/12/20	2016/12/22
63537	J P Morgan SP BV – China Life R Bull CBBC Feb 2018 C	2016/12/20	2016/12/21
63557	HK Bank – China Life R Bull CBBC Aug 2017 C	2016/12/20	2016/12/21
64369	HK Bank – HSI R Bull CBBC Aug 2017 E	2016/12/20	2016/12/21
63787	J P Morgan SP BV – HSI R Bull CBBC Oct 2017 B	2016/12/20	2016/12/21
63432	Goldman Sachs SP (Asia) – HSI R Bull CBBC Nov 2017 Q	2016/12/20	2016/12/21
63676	SG Issuer – CCB R Bull CBBC Oct 2018 A	2016/12/20	2016/12/21
66082	Credit Suisse AG – HSI R Bull CBBC Oct 2017 D	2016/12/20	2016/12/21
63679	SG Issuer – China Life R Bull CBBC May 2018 C	2016/12/20	2016/12/21
63726	SG Issuer – Ping An R Bull CBBC Oct 2018 A	2016/12/20	2016/12/21
63834	HK Bank – Ping An R Bull CBBC Oct 2017 C	2016/12/20	2016/12/21
68358	HK Bank – HKEX R Bull CBBC Dec 2016 B	2016/12/20	2016/12/22
63952	SG Issuer – PICC P&C R Bull CBBC Dec 2017 C	2016/12/20	2016/12/21
64833	SG Issuer – HSI R Bull CBBC Oct 2017 H	2016/12/20	2016/12/21
63577	Credit Suisse AG – China Life R Bull CBBC Sep 2017 A	2016/12/20	2016/12/21
64485	SG Issuer – CNOOC R Bull CBBC Dec 2018 A	2016/12/20	2016/12/21
61159	UBS AG – HSI R Bull CBBC Aug 2017 V	2016/12/20	2016/12/21
65950	Credit Suisse AG – HSI R Bull CBBC Nov 2017 E	2016/12/21	2016/12/22
69160	SG Issuer – CKH R Bull CBBC Nov 2017 A	2016/12/21	2016/12/22
65997	SG Issuer – HSI R Bull CBBC Mar 2018 B	2016/12/21	2016/12/22
65996	J P Morgan SP BV – HSI R Bull CBBC Oct 2017 E	2016/12/21	2016/12/22
65980	UBS AG – HSI R Bull CBBC Sep 2017 A	2016/12/21	2016/12/22
65976	UBS AG – Tencent R Bull CBBC Nov 2017 A	2016/12/21	2016/12/22
65971	UBS AG – HKEX R Bull CBBC Oct 2017 A	2016/12/21	2016/12/22
65946	Credit Suisse AG – HSI R Bull CBBC Aug 2017 J	2016/12/21	2016/12/22
65928	Macquarie Bank Ltd. – HSI R Bull CBBC Jan 2018 A	2016/12/21	2016/12/22
65916	Goldman Sachs SP (Asia) – HSI R Bull CBBC Nov 2017 X	2016/12/21	2016/12/22
62511	UBS AG – HS H-SH ETF R Bull CBBC Dec 2016 B	2016/12/21	2016/12/23
60731	HK Bank – HKEX R Bull CBBC May 2017 A	2016/12/21	2016/12/22
65904	HK Bank – HSI R Bull CBBC Sep 2017 P	2016/12/21	2016/12/22
65892	HK Bank – Tencent R Bull CBBC Nov 2017 D	2016/12/21	2016/12/22
65901	HK Bank – HSI R Bull CBBC Oct 2017 J	2016/12/21	2016/12/22
65417	Haitong Int'l Sec – HSI R Bull CBBC Dec 2017 E	2016/12/22	2016/12/23
66038	Credit Suisse AG – HSI R Bull CBBC Nov 2017 S	2016/12/22	2016/12/23
66042	Credit Suisse AG – HSI R Bull CBBC Dec 2017 R	2016/12/22	2016/12/23
66073	Credit Suisse AG – HSI R Bull CBBC Oct 2017 U	2016/12/22	2016/12/23
63800	BNP Paribas Arbit Issu B.V. – HSI R Bull CBBC Oct 2017 M	2016/12/22	2016/12/23
62566	Goldman Sachs SP (Asia) – HSI R Bull CBBC Oct 2017 X	2016/12/22	2016/12/23
62874	HK Bank – HSCEI R Bull CBBC Aug 2017 F	2016/12/22	2016/12/23
63821	HK Bank – CNOOC R Bull CBBC Jul 2017 C	2016/12/22	2016/12/23
66107	UBS AG – HSI R Bull CBBC Sep 2017 J	2016/12/22	2016/12/23
66111	UBS AG – HSI R Bull CBBC Sep 2017 Y	2016/12/22	2016/12/23
66114	UBS AG – HSI R Bull CBBC Sep 2017 M	2016/12/22	2016/12/23
66124	UBS AG – HSI R Bull CBBC Nov 2017 P	2016/12/22	2016/12/23
64220	BNP Paribas Arbit Issu B.V. – HSCEI R Bull CBBC Nov 2017 B	2016/12/22	2016/12/23
66146	J P Morgan SP BV – HSI R Bull CBBC Nov 2017 Z	2016/12/22	2016/12/23
66102	UBS AG – HSI R Bull CBBC Dec 2017 X	2016/12/22	2016/12/23
63431	SG Issuer – HSI R Bull CBBC Oct 2017 E	2016/12/22	2016/12/23
64509	Bank of East Asia – CUni R Bull CBBC Nov 2017 A	2016/12/22	2016/12/23
64034	Credit Suisse AG – HSI R Bull CBBC Dec 2017 E	2016/12/22	2016/12/23
64079	UBS AG – HSI R Bull CBBC Oct 2017 A	2016/12/22	2016/12/23
64455	Goldman Sachs SP (Asia) – HSI R Bull CBBC Nov 2017 W	2016/12/22	2016/12/23
64397	Credit Suisse AG – HSI R Bull CBBC Nov 2017 B	2016/12/22	2016/12/23
62818	Credit Suisse AG – HSCEI R Bull CBBC Nov 2017 C	2016/12/22	2016/12/23
64328	UBS AG – HSI R Bull CBBC Sep 2017 X	2016/12/22	2016/12/23
66017	Goldman Sachs SP (Asia) – HSI R Bull CBBC Nov 2017 D	2016/12/22	2016/12/23
66021	J P Morgan SP BV – HSI R Bull CBBC Oct 2017 R	2016/12/22	2016/12/23
61284	HK Bank – HS H-SH ETF R Bull CBBC Aug 2017 B	2016/12/22	2016/12/23
63688	SG Issuer – ICBC R Bull CBBC Dec 2017 B	2016/12/22	2016/12/23
64023	Haitong Int'l Sec – CNOOC R Bull CBBC Oct 2017 B	2016/12/22	2016/12/23
66002	BNP Paribas Arbit Issu B.V. – HSI R Bull CBBC Dec 2017 P	2016/12/22	2016/12/23
64472	J P Morgan SP BV – HSI R Bull CBBC Dec 2017 Y	2016/12/22	2016/12/23
63985	SG Issuer – HSI R Bull CBBC Nov 2017 J	2016/12/22	2016/12/23
62760	HK Bank – HSI R Bull CBBC Sep 2017 J	2016/12/22	2016/12/23
66218	SG Issuer – HSI R Bull CBBC Jan 2018 E	2016/12/22	2016/12/23
66153	J P Morgan SP BV – HKEX R Bull CBBC Oct 2017 G	2016/12/22	2016/12/23
66010	BNP Paribas Arbit Issu B.V. – HSI R Bull CBBC Nov 2017 D	2016/12/22	2016/12/23
64192	Goldman Sachs SP (Asia) – HSI R Bull CBBC Nov 2017 T	2016/12/22	2016/12/23
63351	SG Issuer – HSCEI R Bull CBBC Dec 2017 C	2016/12/22	2016/12/23
66202	SG Issuer – HSI R Bull CBBC Dec 2017 P	2016/12/22	2016/12/23
67907	J P Morgan SP BV – Ping An R Bull CBBC Oct 2017 B	2016/12/22	2016/12/23
64253	J P Morgan SP BV – CUni R Bull CBBC Oct 2017 A	2016/12/22	2016/12/23
66200	SG Issuer – HSI R Bull CBBC Mar 2018 G	2016/12/22	2016/12/23
66181	Goldman Sachs SP (Asia) – HSI R Bull CBBC Nov 2017 C	2016/12/22	2016/12/23
60015	SGA Societe Generale Acceptance N.V.-HSI R Bull CBBC Dec16 N	2016/12/23	2016/12/28
63404	SGA Societe Generale Acceptance N.V.-HSI R Bull CBBC Dec16 F	2016/12/23	2016/12/28
62481	Goldman Sachs SP (Asia) – HSI R Bull CBBC Oct 2017 V	2016/12/23	2016/12/28
62872	SGA Societe Generale Acceptance N.V.-HSI R Bull CBBC Dec16 I	2016/12/23	2016/12/28
61997	SGA Societe Generale Acceptance N.V.-HSI R Bull CBBC Dec16 E	2016/12/23	2016/12/28
69234	SGA Societe Generale Acceptance N.V.-HSI R Bull CBBC Dec16 G	2016/12/23	2016/12/28
67992	SG Issuer – HS H-SH ETF R Bull CBBC Oct 2017 A	2016/12/23	2016/12/28
63037	SG Issuer – HSI R Bull CBBC Oct 2017 D	2016/12/23	2016/12/28
63054	Goldman Sachs SP (Asia) – HSI R Bull CBBC Dec 2017 D	2016/12/23	2016/12/28
60193	SGA Societe Generale Acceptance N.V.-HSI R Bull CBBC Dec16 R	2016/12/23	2016/12/28
60196	SGA Societe Generale Acceptance N.V.-HSI R Bull CBBC Dec16 S	2016/12/23	2016/12/28
64538	Macquarie Bank Ltd. – HSI R Bull CBBC Mar 2017 N	2016/12/23	2016/12/28

List of expired CBBC, 2016 (continued)

Code	CBBC	Last trading date	Delisted date
68237	BNP Paribas Arbit Issu B.V. – Ping An R Bull CBBC Jun 2017 B	2016/12/23	2016/12/28
67055	SG Issuer – Tencent R Bull CBBC Oct 2017 A	2016/12/23	2016/12/28
63429	SG Issuer – HSI R Bull CBBC Nov 2017 L	2016/12/23	2016/12/28
69882	J P Morgan SP BV – HKEX R Bull CBBC May 2017 D	2016/12/23	2016/12/28
60485	UBS AG – Ping An R Bull CBBC Oct 2017 B	2016/12/23	2016/12/28
63807	J P Morgan SP BV – Tencent R Bull CBBC Sep 2017 A	2016/12/23	2016/12/28
62508	UBS AG – HS H-SH ETF R Bull CBBC Dec 2016 A	2016/12/23	2016/12/29
63433	Goldman Sachs SP (Asia) – HSI R Bull CBBC Nov 2017 R	2016/12/23	2016/12/28
63169	J P Morgan SP BV – HSI R Bull CBBC Dec 2017 W	2016/12/23	2016/12/28
62892	BNP Paribas Arbit Issu B.V. – HSI R Bull CBBC Sep 2017 M	2016/12/23	2016/12/28
62137	SGA Societe Generale Acceptance N.V.-HSI R Bull CBBC Dec16 K	2016/12/23	2016/12/28
60021	SGA Societe Generale Acceptance N.V.-HSI R Bull CBBC Dec16 O	2016/12/23	2016/12/28
62272	SGA Societe Generale Acceptance N.V.-HSI R Bull CBBC Dec16 M	2016/12/23	2016/12/28
60197	SGA Societe Generale Acceptance N.V.-HSI R Bull CBBC Dec16 T	2016/12/23	2016/12/28
65570	HK Bank – ICBC R Bull CBBC Dec 2016 A	2016/12/23	2016/12/29
66259	Credit Suisse AG – Tencent R Bull CBBC Jun 2017 A	2016/12/23	2016/12/28
62989	UBS AG – HSI R Bull CBBC Nov 2017 D	2016/12/23	2016/12/28
62951	SGA Societe Generale Acceptance N.V.-HSI R Bull CBBC Dec16 J	2016/12/23	2016/12/28
62939	Credit Suisse AG – HSI R Bull CBBC Nov 2017 Y	2016/12/23	2016/12/28
63377	HK Bank – HSI R Bull CBBC Jun 2017 F	2016/12/23	2016/12/28
64276	SG Issuer – HKEX R Bull CBBC Sep 2017 H	2016/12/23	2016/12/28
62952	SGA Societe Generale Acceptance N.V.-HSI R Bull CBBC Dec16 H	2016/12/23	2016/12/28
60345	SG Issuer – HSI R Bear CBBC Dec 2016 U	2016/12/23	2016/12/28
64178	J P Morgan SP BV – HSI R Bull CBBC Dec 2017 X	2016/12/23	2016/12/28
64633	BNP Paribas Arbit Issu B.V. – Tencent R Bull CBBC Jun 2017 A	2016/12/23	2016/12/28
60148	SGA Societe Generale Acceptance N.V.-HSI R Bull CBBC Dec16 P	2016/12/23	2016/12/28
66304	Goldman Sachs SP (Asia) – HSI R Bull CBBC Nov 2017 I	2016/12/23	2016/12/28
66306	Credit Suisse AG – HSI R Bull CBBC Nov 2017 C	2016/12/23	2016/12/28
66338	J P Morgan SP BV – HSI R Bull CBBC Dec 2017 F	2016/12/23	2016/12/28
63717	Credit Suisse AG – HSI R Bull CBBC Sep 2017 X	2016/12/23	2016/12/28
63281	SGA Societe Generale Acceptance N.V.-HSI R Bull CBBC Dec16 D	2016/12/23	2016/12/28
60192	SGA Societe Generale Acceptance N.V.-HSI R Bull CBBC Dec16 Q	2016/12/23	2016/12/28
66415	SG Issuer – HSI R Bull CBBC Mar 2018 S	2016/12/23	2016/12/28
62716	SG Issuer – Geely Auto R Bull CBBC Jul 2018 A	2016/12/23	2016/12/28
63650	UBS AG – HSI R Bull CBBC Dec 2017 M	2016/12/23	2016/12/28
63069	UBS AG – HSI R Bull CBBC Sep 2017 O	2016/12/23	2016/12/28
66402	UBS AG – HSI R Bull CBBC Oct 2017 H	2016/12/23	2016/12/28
67880	SGA Societe Generale Acceptance N.V.-HSI R Bull CBBC Dec16 B	2016/12/23	2016/12/28
60812	J P Morgan SP BV – HSI R Bear CBBC Dec 2016 N	2016/12/28	2016/12/30
63130	BNP Paribas Arbit Issu B.V. – HSCEI R Bull CBBC Dec 2016 O	2016/12/28	2016/12/30
61870	Goldman Sachs SP (Asia) – HSI R Bull CBBC Dec 2016 E	2016/12/28	2016/12/30
60727	HK Bank – HSCEI R Bull CBBC Dec 2016 H	2016/12/28	2016/12/30
67473	BNP Paribas Arbit Issu B.V. – HSI R Bull CBBC Dec 2016 P	2016/12/28	2016/12/30
61871	Goldman Sachs SP (Asia) – HSI R Bull CBBC Dec 2016 F	2016/12/28	2016/12/30
60705	J P Morgan SP BV – HSI R Bear CBBC Dec 2016 B	2016/12/28	2016/12/30
67841	Credit Suisse AG – HSI R Bear CBBC Dec 2016 E	2016/12/28	2016/12/30
69824	HK Bank – HKEX R Bull CBBC Sep 2017 C	2016/12/28	2016/12/29
66456	BNP Paribas Arbit Issu B.V. – HSI R Bull CBBC Nov 2017 S	2016/12/28	2016/12/29
66435	BNP Paribas Arbit Issu B.V. – HSI R Bull CBBC Dec 2017 O	2016/12/28	2016/12/29
68315	UBS AG – HSI R Bear CBBC Dec 2016 P	2016/12/28	2016/12/30
66472	Goldman Sachs SP (Asia) – HSI R Bull CBBC Nov 2017 A	2016/12/28	2016/12/29
60283	Credit Suisse AG – HSI R Bear CBBC Dec 2016 T	2016/12/28	2016/12/30
67813	UBS AG – HSI R Bear CBBC Dec 2016 N	2016/12/28	2016/12/30
60191	UBS AG – HSI R Bear CBBC Dec 2016 I	2016/12/28	2016/12/30
66617	UBS AG – HSI R Bull CBBC Oct 2017 J	2016/12/28	2016/12/29
63341	HK Bank – HSI R Bull CBBC Dec 2016 H	2016/12/28	2016/12/30
66626	UBS AG – HSI R Bull CBBC Dec 2017 T	2016/12/28	2016/12/29
66697	J P Morgan SP BV – HSI R Bull CBBC Nov 2017 C	2016/12/28	2016/12/29
66610	UBS AG – HSI R Bull CBBC Dec 2017 R	2016/12/28	2016/12/29
66852	SG Issuer – HSI R Bull CBBC Mar 2018 X	2016/12/28	2016/12/29
66842	SG Issuer – HSI R Bull CBBC Mar 2018 T	2016/12/28	2016/12/29
66489	BNP Paribas Arbit Issu B.V. – HSI R Bull CBBC Dec 2017 K	2016/12/28	2016/12/29
66590	Credit Suisse AG – HSI R Bull CBBC Nov 2017 I	2016/12/28	2016/12/29
63370	HK Bank – HSCEI R Bull CBBC Dec 2016 C	2016/12/28	2016/12/30
65615	HK Bank – HSI R Bull CBBC Dec 2016 I	2016/12/28	2016/12/30
60315	UBS AG – HSI R Bear CBBC Dec 2016 O	2016/12/28	2016/12/30
62547	HK Bank – HSCEI R Bull CBBC Dec 2016 J	2016/12/28	2016/12/30
60720	HK Bank – HSI R Bull CBBC Dec 2016 P	2016/12/28	2016/12/30
66593	Credit Suisse AG – HSI R Bull CBBC Sep 2017 R	2016/12/28	2016/12/29
63375	HK Bank – A50 R Bull CBBC Dec 2016 B	2016/12/28	2016/12/29
60190	UBS AG – HSI R Bear CBBC Dec 2016 J	2016/12/28	2016/12/30
63773	HK Bank – HSCEI R Bull CBBC Dec 2016 A	2016/12/28	2016/12/30
63162	Credit Suisse AG – HSI R Bull CBBC Dec 2016 P	2016/12/28	2016/12/30
69201	Credit Suisse AG – HSI R Bear CBBC Dec 2016 O	2016/12/28	2016/12/30
65814	SG Issuer – HSI R Bear CBBC Dec 2016 H	2016/12/28	2016/12/30
64575	HK Bank – HSCEI R Bear CBBC Dec 2016 A	2016/12/28	2016/12/30
62743	Credit Suisse AG – HSI R Bull CBBC Dec 2016 D	2016/12/28	2016/12/30
62286	Credit Suisse AG – HSI R Bull CBBC Dec 2016 G	2016/12/28	2016/12/30
60682	BNP Paribas Arbit Issu B.V. – HSI R Bull CBBC Dec 2016 F	2016/12/28	2016/12/30
69191	J P Morgan SP BV – HSI R Bear CBBC Dec 2016 S	2016/12/28	2016/12/30
60424	HK Bank – HSI R Bull CBBC Dec 2016 O	2016/12/28	2016/12/30
66982	Credit Suisse AG – HSCEI R Bull CBBC Dec 2016 A	2016/12/28	2016/12/30
64685	SG Issuer – HSI R Bear CBBC Dec 2016 B	2016/12/28	2016/12/30
62947	Credit Suisse AG – HSI R Bull CBBC Dec 2016 R	2016/12/28	2016/12/30
60049	J P Morgan SP BV – HSI R Bear CBBC Dec 2016 V	2016/12/28	2016/12/30
63763	HK Bank – HSI R Bull CBBC Dec 2016 B	2016/12/28	2016/12/30
62287	Credit Suisse AG – HSI R Bull CBBC Dec 2016 H	2016/12/28	2016/12/30

List of expired CBBC, 2016 (continued)

Code	CBBC	Last trading date	Delisted date
62861	BNP Paribas Arbit Issu B.V. – HSI R Bull CBBC Dec 2016 B	2016/12/28	2016/12/30
62396	HK Bank – HSI R Bull CBBC Dec 2016 Q	2016/12/28	2016/12/30
60014	UBS AG – HSI R Bear CBBC Dec 2016 G	2016/12/28	2016/12/30
62828	Credit Suisse AG – HSI R Bull CBBC Dec 2016 A	2016/12/28	2016/12/30
69900	Credit Suisse AG – HSI R Bear CBBC Dec 2016 N	2016/12/28	2016/12/30
60577	UBS AG – HSI R Bull CBBC Dec 2016 B	2016/12/28	2016/12/30
60578	UBS AG – HSI R Bull CBBC Dec 2016 C	2016/12/28	2016/12/30
60341	SG Issuer – HSI R Bear CBBC Dec 2016 T	2016/12/28	2016/12/30
64373	J P Morgan SP BV – HSCEI R Bear CBBC Dec 2016 A	2016/12/28	2016/12/30
62285	Credit Suisse AG – HSI R Bull CBBC Dec 2016 Z	2016/12/28	2016/12/30
68133	BNP Paribas Arbit Issu B.V. – HSCEI R Bull CBBC Dec 2016 L	2016/12/28	2016/12/30
63879	HK Bank – HSCEI R Bull CBBC Dec 2016 L	2016/12/28	2016/12/30
63774	HK Bank – HSI R Bull CBBC Dec 2016 C	2016/12/28	2016/12/30
60556	J P Morgan SP BV – HSI R Bear CBBC Dec 2016 C	2016/12/28	2016/12/30
67900	SGA Societe Generale Acceptance N.V.-HSI R Bull CBBC Dec16 C	2016/12/28	2016/12/30
60420	UBS AG – HSI R Bull CBBC Dec 2016 A	2016/12/28	2016/12/30
62729	Credit Suisse AG – HSI R Bull CBBC Dec 2016 C	2016/12/28	2016/12/30
62771	HK Bank – HSI R Bull CBBC Dec 2016 S	2016/12/28	2016/12/30
63161	Credit Suisse AG – HSI R Bull CBBC Dec 2016 O	2016/12/28	2016/12/30
63232	J P Morgan SP BV – HSI R Bull CBBC Dec 2016 B	2016/12/28	2016/12/30
60034	Credit Suisse AG – HSI R Bull CBBC Dec 2016 M	2016/12/28	2016/12/30
60515	Credit Suisse AG – HSI R Bull CBBC Dec 2016 N	2016/12/28	2016/12/30
60406	UBS AG – HSI R Bear CBBC Dec 2016 S	2016/12/28	2016/12/30
63137	Macquarie Bank Ltd. – HSI R Bull CBBC Dec 2016 A	2016/12/28	2016/12/30
66660	Credit Suisse AG – HSI R Bear CBBC Dec 2016 Y	2016/12/28	2016/12/30
61837	Credit Suisse AG – HSI R Bull CBBC Dec 2016 Y	2016/12/28	2016/12/30
62152	SGA Societe Generale Acceptance N.V.-HSI R Bull CBBC Dec16 L	2016/12/28	2016/12/30
62808	BNP Paribas Arbit Issu B.V. – HSI R Bull CBBC Dec 2016 W	2016/12/28	2016/12/30
62211	UBS AG – HSCEI R Bull CBBC Dec 2016 C	2016/12/28	2016/12/30
68606	BNP Paribas Arbit Issu B.V. – HSI R Bull CBBC Dec 2016 N	2016/12/28	2016/12/30
63138	Macquarie Bank Ltd. – HSI R Bull CBBC Dec 2016 B	2016/12/28	2016/12/30
63089	HK Bank – HSI R Bull CBBC Dec 2016 T	2016/12/28	2016/12/30
63110	SGA Societe Generale Acceptance N.V.-HSI R Bull CBBC Dec16 Y	2016/12/28	2016/12/30
68195	Bank of East Asia – AIA R Bull CBBC Dec 2016 A	2016/12/28	2016/12/30
60006	UBS AG – HSI R Bear CBBC Dec 2016 F	2016/12/28	2016/12/30
69999	UBS AG – HSI R Bear CBBC Dec 2016 E	2016/12/28	2016/12/30
61713	Credit Suisse AG – HSI R Bull CBBC Dec 2016 B	2016/12/28	2016/12/30
62980	J P Morgan SP BV – HSI R Bull CBBC Dec 2016 O	2016/12/28	2016/12/30
68412	HK Bank – HSI R Bull CBBC Dec 2016 L	2016/12/28	2016/12/30
60398	HK Bank – HSI R Bull CBBC Dec 2016 N	2016/12/28	2016/12/30
63112	BNP Paribas Arbit Issu B.V. – HSI R Bull CBBC Dec 2016 H	2016/12/28	2016/12/30
68189	UBS AG – HSCEI R Bull CBBC Dec 2016 A	2016/12/28	2016/12/30
63103	SGA Societe Generale Acceptance N.V.-HSI R Bull CBBC Dec16 A	2016/12/28	2016/12/30
62279	BNP Paribas Arbit Issu B.V. – HSI R Bull CBBC Dec 2016 Z	2016/12/28	2016/12/30
61001	Credit Suisse AG – HSI R Bull CBBC Dec 2016 F	2016/12/28	2016/12/30
65024	Credit Suisse AG – HKEX R Bull CBBC Oct 2017 B	2016/12/28	2016/12/29
67096	Credit Suisse AG – HSI R Bull CBBC Oct 2017 M	2016/12/29	2016/12/30
67176	Goldman Sachs SP (Asia) – HSI R Bear CBBC Apr 2017 W	2016/12/29	2016/12/30
67201	J P Morgan SP BV – HSI R Bear CBBC Mar 2017 R	2016/12/29	2016/12/30
67217	SG Issuer – HSI R Bull CBBC Mar 2018 C	2016/12/29	2016/12/30
67185	J P Morgan SP BV – HSI R Bull CBBC Dec 2017 G	2016/12/29	2016/12/30
67149	UBS AG – HSI R Bear CBBC Apr 2017 K	2016/12/29	2016/12/30
65355	Credit Suisse AG – Tencent R Bear CBBC Jul 2017 B	2016/12/29	2016/12/30
67137	UBS AG – HSI R Bull CBBC Nov 2017 M	2016/12/29	2016/12/30
67127	UBS AG – HSI R Bull CBBC Nov 2017 L	2016/12/29	2016/12/30
67124	Credit Suisse AG – HSI R Bear CBBC Apr 2017 O	2016/12/29	2016/12/30
67223	SG Issuer – HSI R Bear CBBC Apr 2017 O	2016/12/29	2016/12/30
67095	Credit Suisse AG – Tencent R Bear CBBC Jul 2017 C	2016/12/29	2016/12/30
61963	HK Bank – A50 R Bull CBBC Jul 2017 B	2016/12/29	2016/12/30
67066	Credit Suisse AG – HSI R Bull CBBC Sep 2017 D	2016/12/29	2016/12/30
67000	HK Bank – CC Bank R Bear CBBC Dec 2017 A	2016/12/29	2016/12/30
61944	J P Morgan SP BV – A50 China R Bull CBBC Nov 2017 B	2016/12/29	2016/12/30
66911	Goldman Sachs SP (Asia) – HSI R Bull CBBC Dec 2017 S	2016/12/29	2016/12/30
62999	SG Issuer – A50 R Bull CBBC Jan 2018 A	2016/12/29	2016/12/30
62727	J P Morgan SP BV – SHK Ppt R Bull CBBC Jan 2018 A	2016/12/29	2016/12/30
66161	J P Morgan SP BV – Tencent R Bear CBBC Nov 2017 I	2016/12/29	2016/12/30
63568	BNP Paribas Arbit Issu B.V. – A50 Ch R Bull CBBC Dec 2017 A	2016/12/29	2016/12/30
62537	J P Morgan SP BV – CSOP A50 ETF R Bull CBBC Aug 2017 A	2016/12/29	2016/12/30
67234	SG Issuer – HSI R Bear CBBC Apr 2017 P	2016/12/29	2016/12/30

Market value and trading for Callable Bull/Bear Contracts, 2012-2016

Year/Month	Number *	Market value * (HK\$ mil.)	Turnover value (HK\$ mil.)	(%) of market total
2012	1,214	53,414.12	1,533,154.61	11.56
2013	1,620	68,388.12	1,269,228.26	8.36
2014	1,579	55,419.48	1,229,956.42	7.24
2015	1,630	56,424.40	1,836,853.88	7.11
2016	1,844	46,982.16	1,371,572.74	8.42
2016				
Jan	1,578	59,401.91	161,263.45	9.86
Feb	1,590	55,419.16	98,654.08	8.40
Mar	1,613	48,512.71	119,295.08	8.21
Apr	1,654	48,432.13	119,604.47	9.22
May	1,532	43,982.24	119,498.39	9.55
Jun	1,547	44,132.86	107,327.77	8.25
Jul	1,740	54,707.00	114,329.20	9.34
Aug	1,988	70,492.17	121,016.13	8.08
Sep	2,105	74,015.13	121,806.56	7.86
Oct	2,076	67,239.39	102,999.32	8.97
Nov	2,069	61,819.27	107,513.49	7.27
Dec	1,844	46,982.16	78,264.80	6.17

* Month-end or year-end figures

Newly listed debt securities

Code	Issuer/company	Name of issue	Issue price	Maturity date	Listing date
05600	China Overseas Finance Investment (Cayman) V Ltd.	Zero Coupon Guar Exchangeable Bonds 2023	100.0000	2023/01/05	2016/01/06
05602	Skyfame Realty (Holdings) Ltd.	0.10% Bonds 2032	-	2032/11/14	2016/01/06
05603	ZHIYUAN Group (BVI) Co., Ltd.	6.20% Guaranteed Bonds 2019	100.0000	2019/01/11	2016/01/12
05604	Swire Properties MTN Financing Ltd.	3.625% Guar. Notes 2026	99.668	2026/01/13	2016/01/14
05605	Logan Property Holdings Co. Ltd.	7.70% Senior Notes 2020	99.0000	2020/01/19	2016/01/20
05606	Blue Sky Fliers Co. Ltd.	6.90% Guaranteed Notes 2019	99.0710	2019/01/20	2016/01/21
04230	The Govt of the HKSAR of the PRC	1.68% Bonds 2026	96.4700	2026/01/21	2016/01/22
05602 #	Skyfame Realty (Holdings) Ltd.	0.10% Bonds 2032	-	2032/11/14	2016/01/22
05607	Hsin Chong Construction Group Ltd.	8.50% Senior Notes 2019	100.0000	2019/01/22	2016/01/25
05609	Bank of Communications Co., Ltd. HK Branch	2.25% Notes 2019	99.9510	2019/01/25	2016/01/26
05608	CNMC International Capitals Co. Ltd.	2.375% Credit Enhanced Bonds 2019	99.4380	2019/01/26	2016/01/27
05601	Shandong Iron and Steel Xinheng International Co. Ltd.	5.75% Guar. Bonds 2021	98.9410	2021/01/06	2016/02/01
05610	China Railway Construction Corporation Ltd.	Zero Coupon Conv. Bonds 2021	100.0000	2021/01/29	2016/02/01
05611	CITIC Ltd.	4.75% Notes 2036	99.3620	2036/02/04	2016/02/05
05612	CITIC Ltd.	4.875% Notes 2041	98.9310	2041/02/04	2016/02/05
05613	CRRC Corporation Ltd.	Zero Coupon Convertible Bonds 2021	100.0000	2021/02/05	2016/02/11
05602 #	Skyfame Realty (Holdings) Ltd.	0.10% Bonds 2032	-	2032/11/14	2016/02/11
04063	Hong Kong Monetary Authority, The	0.93% Exchange Fund Notes 2018	100.4300	2018/02/19	2016/02/18
05602 #	Skyfame Realty (Holdings) Ltd.	0.10% Bonds 2032	-	2032/11/14	2016/02/23
05614	OVPH Ltd.	Guaranteed Perpetual Capital Securities	100.0000	-	2016/03/02
05615	Bank of China Ltd., Hong Kong Branch	1.875% Notes 2019A	99.7420	2019/03/01	2016/03/02
05616	Bank of China Ltd., Hong Kong Branch	2.375% Notes 2021	99.8310	2021/03/01	2016/03/02
05617	Bank of China Ltd., Hong Kong Branch	FR Notes 2019B	100.0000	2019/03/01	2016/03/02
04227 #	The Govt of the HKSAR of the PRC	2.13% Bonds 2030	103.5100	2030/07/16	2016/03/04
05602 #	Skyfame Realty (Holdings) Ltd.	0.10% Bonds 2032	-	2032/11/14	2016/03/16
05618	AIA Group Ltd.	4.50% Notes 2046	98.7340	2046/03/16	2016/03/17
05620	Azure Orbit III International Finance Ltd.	2.125% Guar. Notes 2019	99.6970	2019/03/21	2016/03/22
05621	Azure Orbit III International Finance Ltd.	2.625% Guar. Notes 2021	99.4290	2021/03/21	2016/03/22
05622	AMTD Group Co. Ltd.	5.00% Notes 2019	100.0000	2019/03/21	2016/03/22
05619	Carnival Group International Holdings Ltd.	8.00% Senior Bonds 2019	100.0000	2019/03/22	2016/03/23
05602 #	Skyfame Realty (Holdings) Ltd.	0.10% Bonds 2032	-	2032/11/14	2016/03/24
05623	China Oceanwide International Financial Management Co., Ltd.	8.50% Bonds 2019	100.0000	2019/03/24	2016/03/29
05606 #	Blue Sky Fliers Co. Ltd.	6.90% Guaranteed Notes 2019	99.7500	2019/01/20	2016/03/31
05602 #	Skyfame Realty (Holdings) Ltd.	0.10% Bonds 2032	-	2032/11/14	2016/04/01
05624	Yunnan Provincial Investment Holdings Group Co., Ltd.	3.375% Notes 2019	99.7480	2019/04/01	2016/04/05
05602 #	Skyfame Realty (Holdings) Ltd.	0.10% Bonds 2032	-	2032/11/14	2016/04/07
05596 #	Unigroup International Holdings Ltd.	5.25% Guar. Bonds 2018	100.7331	2018/12/10	2016/04/12
05597 #	Unigroup International Holdings Ltd.	6.00% Guar. Bonds 2020	100.1913	2020/12/10	2016/04/12
05625	Bestgain Real Estate Lyra Ltd.	2.50% Guaranteed Notes 2019	100.0000	2019/04/13	2016/04/14
04219 #	The Govt of the HKSAR of the PRC	1.47% Bonds 2019	101.7200	2019/02/20	2016/04/15
05626	Skyfame Realty (Holdings) Ltd.	0.10% Bonds 2025	-	2025/09/12	2016/04/19
05625 #	Bestgain Real Estate Lyra Ltd.	2.50% Guaranteed Notes 2019	100.0000	2019/04/13	2016/04/19
05627	Sunshine Life Insurance Corporation Ltd.	2.50% Notes 2019	99.8450	2019/04/18	2016/04/21
05628	Sunshine Life Insurance Corporation Ltd.	3.15% Notes 2021	99.7840	2021/04/20	2016/04/21
05629	Sunshine Life Insurance Corporation Ltd.	4.50% Notes 2026	99.1580	2026/04/20	2016/04/21
05602 #	Skyfame Realty (Holdings) Ltd.	0.10% Bonds 2032	-	2032/11/14	2016/04/22

Newly listed debt securities (continued)

Code	Issuer/company	Name of issue	Issue price	Maturity date	Listing date
05626 #	Skyfame Realty (Holdings) Ltd.	0.10% Bonds 2025	-	2025/09/12	2016/04/22
05630	CITIC Ltd.	4.65% Notes 2036	100.0000	2036/04/25	2016/04/26
05631	CITIC Ltd.	4.85% Notes 2046	98.4460	2046/04/25	2016/04/26
05632	Yunnan Energy Investment Finance Co. Ltd.	3.00% Guar. Bonds 2019	99.8150	2019/04/26	2016/04/27
05602 #	Skyfame Realty (Holdings) Ltd.	0.10% Bonds 2032	-	2032/11/14	2016/04/27
05626 #	Skyfame Realty (Holdings) Ltd.	0.10% Bonds 2025	-	2025/09/12	2016/04/27
05633	Malaysia Sukuk Global Berhad	Trust Certificates 2026	100.0000	2026/04/27	2016/04/28
05634	Malaysia Sukuk Global Berhad	Trust Certificates 2046	100.0000	2046/04/27	2016/04/28
05602 #	Skyfame Realty (Holdings) Ltd.	0.10% Bonds 2032	-	2032/11/14	2016/05/03
05625 #	Bestgain Real Estate Lyra Ltd.	2.50% Guaranteed Notes 2019	100.0000	2019/04/13	2016/05/03
05639	China Energy Reserve and Chemicals Group Holding Ltd.	5.55% Guaranteed Bonds 2021	96.6180	2021/04/14	2016/05/03
05635	Sinopec Group Overseas Development (2016) Ltd.	2.125% Senior Notes 2019	99.7520	2019/05/03	2016/05/04
05636	Sinopec Group Overseas Development (2016) Ltd.	2.75% Senior Notes 2021	99.8150	2021/05/03	2016/05/04
05637	Sinopec Group Overseas Development (2016) Ltd.	3.5% Senior Notes 2026	99.1660	2026/05/03	2016/05/04
05638	Sinopec Group Overseas Development (2016) Ltd.	4.25% Senior Notes 2046	100.0000	2046/05/03	2016/05/04
05640	Hongkong Electric Finance Ltd.	2.875% Notes 2026	98.9100	2026/05/03	2016/05/04
05581 #	Tuspark Forward Ltd.	5.375% Guaranteed Bonds 2018	100.1740	2018/11/24	2016/05/04
05602 #	Skyfame Realty (Holdings) Ltd.	0.10% Bonds 2032	-	2032/11/14	2016/05/06
05641	Proven Honour Capital Ltd.	4.125% Guaranteed Bonds 2026	99.7160	2026/05/06	2016/05/09
05642	CALC Bond 1 Ltd.	5.90% Guaranteed Bonds 2019	100.0000	2019/05/06	2016/05/09
04229 #	The Govt of the HKSAR of the PRC	0.91% Bonds 2020	99.3300	2020/11/05	2016/05/13
05643	Rail Transit International Investment Co. Ltd.	2.50% Guar. Bonds 2019	99.8770	2019/05/13	2016/05/16
05644	Rail Transit International Investment Co. Ltd.	2.875% Guar. Bonds 2021	99.0430	2021/05/13	2016/05/16
05602 #	Skyfame Realty (Holdings) Ltd.	0.10% Bonds 2032	-	2032/11/14	2016/05/18
05645	CICC Hong Kong Finance 2016 MTN Ltd.	2.75% Guar. Notes 2019	99.8260	2019/05/18	2016/05/19
04064	Hong Kong Monetary Authority, The	0.67% Exchange Fund Notes 2018	100.1500	2018/05/21	2016/05/20
05646	ICBCIL Finance Co. Ltd.	2.375% Notes 2019	99.7530	2019/05/19	2016/05/20
05647	ICBCIL Finance Co. Ltd.	2.75% Notes 2021	99.1960	2021/05/19	2016/05/20
05648	ICBCIL Finance Co. Ltd.	3.625% Notes 2026	98.8750	2026/05/19	2016/05/20
05649	State Grid Overseas Investment (2016) Ltd.	2.125% Senior Guar. Notes 2021	99.9250	2021/05/18	2016/05/20
05650	State Grid Overseas Investment (2016) Ltd.	2.875% Senior Guar. Notes 2026	99.0550	2026/05/18	2016/05/20
05651	State Grid Overseas Investment (2016) Ltd.	1.25% Senior Guar. Notes 2022	99.7590	2022/05/19	2016/05/20
05652	State Grid Overseas Investment (2016) Ltd.	1.75% Senior Guar. Notes 2025	98.9820	2025/05/19	2016/05/20
05653	Industrial and Commercial Bank of China Ltd., HK Branch	1.875% Notes 2019	99.6150	2019/05/23	2016/05/24
05654	Sun Hung Kai & Co. (BVI) Ltd.	4.75% Notes 2021	100.0000	2021/05/31	2016/06/01
05655	CCBL (Cayman) 1 Corporation Ltd.	2.375% Guar. Notes 2019	99.2430	2019/05/31	2016/06/01
05656	CCBL (Cayman) 1 Corporation Ltd.	2.75% Guar. Notes 2021	98.4770	2021/05/31	2016/06/01
05659	China Development Bank Corporation	2.125% Notes 2021 A	99.6420	2021/06/01	2016/06/02
05660	China Development Bank Corporation	3.00% Notes 2026	99.5550	2026/06/01	2016/06/02
05661	China Development Bank Corporation	0.50% Notes 2021 B	99.4450	2021/06/01	2016/06/02
05657	Agricultural Bank of China Ltd., NY Branch	FR Notes 2019 A	100.0000	2019/05/16	2016/06/03
05658	Agricultural Bank of China Ltd., NY Branch	1.875% Notes 2019 B	99.8140	2019/05/16	2016/06/03
05667	MTR Corporation (C.I.) Ltd.	3.375% Fixed Rate Notes 2046	97.1490	2046/06/02	2016/06/03
05662	361 Degrees International Ltd.	7.25% Senior Notes 2021	99.0550	2021/06/03	2016/06/06
05663	Huarong Finance II Co., Ltd.	2.75% Guaranteed Notes 2019	99.8570	2019/06/03	2016/06/06
05664	Huarong Finance II Co., Ltd.	3.25% Guaranteed Notes 2021	99.5070	2021/06/03	2016/06/06

Newly listed debt securities (continued)

Code	Issuer/company	Name of issue	Issue price	Maturity date	Listing date
05665	Huarong Finance II Co., Ltd.	4.625% Guaranteed Notes 2026	99.1470	2026/06/03	2016/06/06
05666	Midea Investment Development Co. Ltd.	2.375% Guar Notes 2019	99.9140	2019/06/03	2016/06/06
05602 #	Skyfame Realty (Holdings) Ltd.	0.10% Bonds 2032	-	2032/11/14	2016/06/06
05602 #	Skyfame Realty (Holdings) Ltd.	0.10% Bonds 2032	-	2032/11/14	2016/06/08
05670	MTR Corporation Ltd.	3.375% Fixed Rate Notes 2046	100.0000	2046/06/13	2016/06/14
05668	CSCEC Finance (Cayman) II Ltd.	2.25% Guaranteed Notes 2019	99.7380	2019/06/14	2016/06/15
05669	CSCEC Finance (Cayman) II Ltd.	2.70% Guaranteed Notes 2021	99.7630	2021/06/14	2016/06/15
05671	CITIC Ltd.	2.80% Notes 2021	99.9750	2021/12/14	2016/06/15
05672	CITIC Ltd.	3.70% Notes 2026	99.7850	2026/06/14	2016/06/15
05602 #	Skyfame Realty (Holdings) Ltd.	0.10% Bonds 2032	-	2032/11/14	2016/06/15
05626 #	Skyfame Realty (Holdings) Ltd.	0.10% Bonds 2025	-	2025/09/12	2016/06/15
05673	Tianjin Infrastructure Construction & Investment Group Co., Ltd.	2.75% Bonds 2019	99.8540	2019/06/15	2016/06/16
05674	MTR Corporation (C.I.) Ltd.	3.375% Fixed Rate Notes 2046B	100.0000	2046/06/15	2016/06/16
05675	Xuzhou Economic and Technology Development Zone International Investment Co., Ltd.	4.50% Guar. Notes 2019	99.5150	2019/06/16	2016/06/17
05676	Hua Han Health Industry Holdings Ltd.	7.00% Senior Notes 2019	100.0000	2019/06/16	2016/06/17
04231	The Govt of the HKSAR of the PRC	iBonds 2019	100.0000	2019/06/20	2016/06/21
05677	ABCL Glory Capital Ltd.	2.50% Guaranteed Notes 2021	99.5430	2021/06/21	2016/06/22
05678	China Development Bank Corporation	1.625% Notes 2019	99.7960	2019/06/22	2016/06/23
05602 #	Skyfame Realty (Holdings) Ltd.	0.10% Bonds 2032	-	2032/11/14	2016/06/23
05679	Xihui Haiwai I Investment Holdings Co., Ltd.	3.25% Guar. Bonds 2019	99.9830	2019/06/27	2016/06/28
05680	Hanrui Overseas Investment Co., Ltd.	4.90% Guar. Bonds 2019	99.0400	2019/06/28	2016/06/29
86637	The Ministry of Finance of the PRC	2.90% CNY Bonds 2019	100.0000	2019/07/04	2016/07/05
86638	The Ministry of Finance of the PRC	3.25% CNY Bonds 2021	100.0000	2021/07/04	2016/07/05
86639	The Ministry of Finance of the PRC	3.30% CNY Bonds 2023	100.0000	2023/07/04	2016/07/05
86640	The Ministry of Finance of the PRC	3.38% CNY Bonds 2026	100.0000	2026/07/04	2016/07/05
86641	The Ministry of Finance of the PRC	3.90% CNY Bonds 2036	100.0000	2036/07/04	2016/07/05
04230 #	The Govt of the HKSAR of the PRC	1.68% Bonds 2026	106.120	2026/01/21	2016/07/08
05602 #	Skyfame Realty (Holdings) Ltd.	0.10% Bonds 2032	-	2032/11/14	2016/07/08
05681	China Development Bank Corporation	Floating Rate Notes 2019	100.000	2019/07/08	2016/07/11
85724	Bank of China Ltd, New York Branch	3.60% CNY Notes 2018	100.000	2018/07/12	2016/07/13
05682	Caiyun International Investment Ltd.	3.125% Guar. Bonds 2019	99.586	2019/07/12	2016/07/13
05683	Xiangyu Investment (BVI) Co., Ltd.	4.75% Guar. Bonds 2019	99.038	2019/07/14	2016/07/15
05602 #	Skyfame Realty (Holdings) Ltd.	0.10% Bonds 2032	-	2032/11/14	2016/07/18
05684	Shenzhen Expressway Co. Ltd.	2.875% Bonds 2021	99.460	2021/07/18	2016/07/19
05687	RH International Finance Ltd.	3.875% Guaranteed Notes 2021	99.663	2021/07/20	2016/07/21
05602 #	Skyfame Realty (Holdings) Ltd.	0.10% Bonds 2032	-	2032/11/14	2016/07/21
05685	The Link Finance (Cayman) 2009 Ltd.	2.875% Notes 2026	99.123	2026/07/21	2016/07/22
05686	ICBC (Asia) Ltd.	4.25% Non-Cumulative Subordinated Additional Tier 1 Capital Securities	100.000	-	2016/07/22
05690	Kunlun Energy Co. Ltd.	1.625% USD Settled Conv. Bonds 2019	100.000	2019/07/25	2016/07/26
05688	MINMETALS BOUNTEOUS FINANCE (BVI) LTD	3.125% Guaranteed Bonds 2021	99.661	2021/07/27	2016/07/28
05689	MINMETALS BOUNTEOUS FINANCE (BVI) LTD	4.20% Guaranteed Bonds 2026	99.644	2026/07/27	2016/07/28
05693	MTR Corporation Ltd.	2.875% Fixed Rate Notes 2046	100.000	2046/07/27	2016/07/28
05691	Greenland Hong Kong Holdings Ltd.	3.875% Notes 2019	99.301	2019/07/28	2016/07/29
05692	China Railway XunJie Co., Ltd.	3.25% Guaranteed Notes 2026	99.586	2026/07/28	2016/07/29
05602 #	Skyfame Realty (Holdings) Ltd.	0.10% Bonds 2032	-	2032/11/14	2016/08/01

Newly listed debt securities (continued)

Code	Issuer/company	Name of issue	Issue price	Maturity date	Listing date
05626 #	Skyfame Realty (Holdings) Ltd.	0.10% Bonds 2025	-	2025/09/12	2016/08/01
05694	CDBI Treasure I Ltd.	2.25% Guaranteed Notes 2021	99.751	2021/08/02	2016/08/03
05606 #	Blue Sky Fliers Co. Ltd.	6.90% Guaranteed Notes 2019	102.831	2019/01/20	2016/08/05
05695	RKI Overseas Finance 2016 (A) Ltd.	5.00% Guar. Senior Notes 2019	100.000	2019/08/09	2016/08/10
05697	Silver Sparkle Ltd.	7.875% Guaranteed Senior Notes 2019	99.021	2019/08/10	2016/08/11
05602 #	Skyfame Realty (Holdings) Ltd.	0.10% Bonds 2032	-	2032/11/14	2016/08/11
05696	Sunshine 100 China Holdings Ltd.	6.50% Convertible Bonds 2021	100.000	2021/08/11	2016/08/12
05698	Bank of Communications Co., Ltd. Hong Kong Branch	FR Notes 2019	100.000	2019/08/16	2016/08/17
05699	Chongqing Nan'an Urban Construction & Development (Group) Co., Ltd.	4.50% Bonds 2026	97.6390	2026/08/17	2016/08/18
04065	Hong Kong Monetary Authority, The	0.50% Exchange Fund Notes 2018	100.130	2018/08/20	2016/08/19
04305	Standard Chartered PLC	Perpetual Subordinated Contingent Convertible Securities	100.000	-	2016/08/19
04300	CALC Bond 2 Ltd.	4.90% Guaranteed Bonds 2021	100.000	2021/08/22	2016/08/23
05602 #	Skyfame Realty (Holdings) Ltd.	0.10% Bonds 2032	-	2032/11/14	2016/08/23
05626 #	Skyfame Realty (Holdings) Ltd.	0.10% Bonds 2025	-	2025/09/12	2016/08/23
04301	Chinalco Capital Holdings Ltd.	4.00% Guaranteed Bonds 2021	100.000	2021/08/25	2016/08/26
04304	Charming Light Investments Ltd.	2.375% Notes 2021	99.248	2021/08/30	2016/08/31
04308	Greenland Global Investment Ltd.	3.50% Notes 2019	99.718	2019/09/06	2016/09/07
04309	RKI Overseas Finance 2016 (B) Ltd.	4.70% Guar. Senior Notes 2021	100.000	2021/09/06	2016/09/07
04313	Mulpha SPV Ltd.	6.00% Notes 2019	100.000	2019/09/06	2016/09/08
04314	CITIC Ltd.	3.98% Notes 2031	99.776	2031/09/07	2016/09/08
04317	CITIC Ltd.	4.485% Notes 2046	99.754	2046/09/07	2016/09/08
04310	Far East Consortium International Ltd.	3.75% Notes 2021	100.000	2021/09/08	2016/09/09
04227 #	The Govt of the HKSAR of the PRC	2.13% Bonds 2030	114.970	2030/07/16	2016/09/09
05603 #	ZHIYUAN Group (BVI) Co., Ltd.	6.20% Guaranteed Bonds 2019	103.878	2019/01/11	2016/09/14
04321	Huarong Finance II Co., Ltd.	Unsubordinated Guar Perpetual Securities	100.000	-	2016/09/15
05602 #	Skyfame Realty (Holdings) Ltd.	0.10% Bonds 2032	-	2032/11/14	2016/09/15
04324	Standard Chartered PLC	0.523% Fixed Rate Bonds 2021	100.000	2021/09/15	2016/09/19
04329	Jiayuan International Group Ltd.	9.75% Senior Secured Notes 2018	100.000	2018/09/15	2016/09/19
04500	China Everbright Bank Co. Ltd., Hong Kong Branch	2.00% Notes 2019	99.786	2019/09/15	2016/09/19
04508	Yestar International Holdings Co. Ltd.	6.90% Senior Notes 2021	100.000	2021/09/15	2016/09/19
05626 #	Skyfame Realty (Holdings) Ltd.	0.10% Bonds 2025	-	2025/09/12	2016/09/19
04322	Union Life Insurance Co., Ltd.	3.00% Notes 2021	98.410	2021/09/19	2016/09/20
04326	Emperor International Holdings Ltd.	4.00% Notes 2021	100.000	2021/09/19	2016/09/20
04509	Industrial Bank Co., Ltd. Hong Kong Branch	2.00% Notes 2019	99.875	2019/09/21	2016/09/22
04517	Industrial Bank Co., Ltd. Hong Kong Branch	2.375% Notes 2021	99.644	2021/09/21	2016/09/22
05602 #	Skyfame Realty (Holdings) Ltd.	0.10% Bonds 2032	-	2032/11/14	2016/09/23
05602 #	Skyfame Realty (Holdings) Ltd.	0.10% Bonds 2032	-	2032/11/14	2016/09/29
04521	Sinopec Group Overseas Group Development (2016) Ltd.	1.75% Senior Notes 2019	99.611	2019/09/29	2016/09/30
04524	Sinopec Group Overseas Group Development (2016) Ltd.	2.00% Senior Notes 2021	99.462	2021/09/29	2016/09/30
04525	Sinopec Group Overseas Group Development (2016) Ltd.	2.75% Senior Notes 2026	98.989	2026/09/29	2016/09/30
04538	Haichuan International Investment Co., Ltd.	5.35% Guar. Bonds 2019	100.000	2019/09/29	2016/09/30
04540	ICBCIL Finance Co. Ltd.	2.125% Notes 2019	99.694	2019/09/29	2016/09/30
04545	ICBCIL Finance Co. Ltd.	2.50% Notes 2021	99.697	2021/09/29	2016/09/30
04550	Bluestar Finance Holdings Ltd.	3.125% Senior Guar Notes 2019	99.872	2019/09/30	2016/10/03
04556	Bluestar Finance Holdings Ltd.	3.50% Senior Guar Notes 2021	99.614	2021/09/30	2016/10/03

Newly listed debt securities (continued)

Code	Issuer/company	Name of issue	Issue price	Maturity date	Listing date
04564	China Construction Bank Corporation, Hong Kong Branch	1.75% Fixed Rate Notes 2019	99.933	2019/09/30	2016/10/03
04561	NWD Finance (BVI) Ltd.	Guaranteed Senior Perpetual CapSec	100.000	-	2016/10/06
04225 #	The Govt of the HKSAR of the PRC	1.06% Bonds 2020	101.410	2020/02/05	2016/10/07
04577	TVB Finance Ltd.	3.625% Guaranteed Notes 2021	100.000	2021/10/11	2016/10/12
04588	Jinan West City Investment and Development Group Co., Ltd.	3.125% Bonds 2021	99.086	2021/10/11	2016/10/12
04594	China CITIC Bank International Ltd.	4.25% Undated Non-Cumulative Subordinated Additional Tier 1 CapSec A	100.000	-	2016/10/12
04575	Bestgain Real Estate Lyra Ltd.	2.95% Guaranteed Notes 2021	99.310	2021/10/14	2016/10/17
05709	Treasure Generator Ltd.	4.75% Guaranteed Notes 2021	98.906	2021/10/14	2016/10/17
05602 #	Skyfame Realty (Holdings) Ltd.	0.10% Bonds 2032	-	2032/11/14	2016/10/19
05710	Zhuzhou City Construction Development Group Co., Ltd. 2.98% B2019	2.98% Bonds 2019	99.3390	2019/10/19	2016/10/20
05735	Tuspark Forward Ltd.	4.30% Guaranteed Bonds 2019	99.639	2019/10/19	2016/10/20
05711	State Elite Global Ltd.	2.25% Fixed Rate Notes 2021	99.545	2021/10/20	2016/10/21
05557 #	Oceanwide Holdings International 2015 Co., Ltd.	9.625% Guar. Senior N2020	107.528	2020/08/11	2016/10/25
05622 #	AMTD Group Co. Ltd.	5.00% Notes 2019	100.000	2019/03/21	2016/10/25
05753	Haitong International Securities Group Ltd.	Zero Coupon Conv Bonds 2021	100.000	2021/10/25	2016/10/26
05784	Huai'an Traffic Holdings Co., Ltd.	4.95% Bonds 2019	100.000	2019/10/25	2016/10/26
05830	Yuzhou Properties Co. Ltd.	6.00% Senior Notes 2023	100.000	2023/10/25	2016/10/26
05934	China Great Wall International Holdings III Ltd.	2.25% Guar. Notes 2019	99.818	2019/10/27	2016/10/28
05995	China Great Wall International Holdings III Ltd.	2.625% Guar. Notes 2021	99.754	2021/10/27	2016/10/28
05602 #	Skyfame Realty (Holdings) Ltd.	0.10% Bonds 2032	-	2032/11/14	2016/10/31
05703	Azure Nova International Finance Ltd.	2.25% Guar. Notes 2019	99.905	2019/11/01	2016/11/02
05731	Azure Nova International Finance Ltd.	2.625% Guar. Notes 2021	99.586	2021/11/01	2016/11/02
05881	MTR Corporation (C.I.) Ltd.	2.50% Fixed Rate Notes 2026	99.675	2026/11/02	2016/11/03
05864	China Development Bank Corporation Hong Kong Branch	0.125% Notes 2019	99.854	2019/11/03	2016/11/04
05865	China Development Bank Corporation Hong Kong Branch	1.875% Notes 2021	99.172	2021/11/03	2016/11/04
05902	The Bank of East Asia, Ltd.	4.00% Tier 2 Capital Dated Subordinated Notes 2026	99.838	2026/11/03	2016/11/04
05921	Guangxi Communications Investment Group Corporation. Ltd	3.00% Bonds 2019	99.8060	2019/11/04	2016/11/04
05927	Bright Galaxy International Ltd.	3.375% Guar. Bonds 2021	98.983	2021/11/03	2016/11/04
04209 #	The Government of the HKSAR of the PRC	2.46% Bonds 2021	107.450	2021/08/04	2016/11/04
05920	Chalco Hong Kong Investment Co. Ltd.	4.25% Senior Perpetual Capital Securities	100.000	-	2016/11/08
05939	Wuhan Metro Group Co., Ltd.	2.375% Notes 2019	99.770	2019/11/08	2016/11/09
05956	Jiangsu Zhongguancun Holding Group (International) Co., Ltd.	5.70% Guar. Bonds 2019	99.3220	2019/11/08	2016/11/09
05300	China Yangtze Power International (BVI) 1 Ltd.	Zero Coupon Exchangeable Notes 2021	100.000	2021/11/09	2016/11/10
05301	China Yangtze Power International (BVI) 2 Ltd.	Zero Coupon Exchangeable Notes 2021	100.000	2021/11/09	2016/11/10
05602 #	Skyfame Realty (Holdings) Ltd.	0.10% Bonds 2032	-	2032/11/14	2016/11/10
05302	Suqian Economic Development (BVI) Co., Ltd.	5.375% Guar. Bonds 2019	99.659	2019/11/10	2016/11/11
85725	CNI Capital Ltd.	4.30% Guaranteed CNY Bonds 2019	100.000	2019/11/11	2016/11/14
05602 #	Skyfame Realty (Holdings) Ltd.	0.10% Bonds 2032	-	2032/11/14	2016/11/18
05626 #	Skyfame Realty (Holdings) Ltd.	0.10% Bonds 2025	-	2025/09/12	2016/11/18
05680 #	Hanrui Overseas Investment Co., Ltd.	4.90% Guar. Bonds 2019	99.029	2019/06/28	2016/11/18
05304	Gansu Provincial Highway Aviation Tourism Investment Group Co., Ltd.	3.00% Bonds 2019	99.7130	2019/11/18	2016/11/21
04066	Hong Kong Monetary Authority, The	0.55% Exchange Fund Notes 2018	99.540	2018/11/21	2016/11/22

Newly listed debt securities (continued)

Code	Issuer/company	Name of issue	Issue price	Maturity date	Listing date
05305	Oriental Capital Co. Ltd.	5.15% Guaranteed Bonds 2019	99.316	2019/11/22	2016/11/23
05306	Huarong Finance II Co., Ltd.	2.875% Guaranteed Notes 2019	99.709	2019/11/22	2016/11/23
05307	Huarong Finance II Co., Ltd.	3.625% Guaranteed Notes 2021	99.796	2021/11/22	2016/11/23
05308	Huarong Finance II Co., Ltd.	4.875% Guaranteed Notes 2026	99.585	2026/11/22	2016/11/23
05303	SDSC Global Finance Ltd.	Senior Guar. Perpetual Capital Securities	98.492	-	2016/11/25
05310	Skyfame Realty (Holdings) Ltd.	0.10% Bonds 2026	-	2026/09/12	2016/11/25
05311	Skyfame Realty (Holdings) Ltd.	0.10% Bonds 2033	-	2033/11/14	2016/11/25
05309	Wise Source International Ltd.	5.95% Guaranteed Bonds 2018	100.000	2018/11/25	2016/11/28
05310 #	Skyfame Realty (Holdings) Ltd.	0.10% Bonds 2026	-	2026/09/12	2016/11/29
05311 #	Skyfame Realty (Holdings) Ltd.	0.10% Bonds 2033	-	2033/11/14	2016/11/29
05312	CMBLEMTN 1 Ltd.	2.625% Guaranteed Notes 2019	99.677	2019/11/29	2016/11/30
05313	CMBLEMTN 1 Ltd.	3.25% Guaranteed Notes 2021	99.812	2021/11/29	2016/11/30
05314	Chengdu Xingcheng Investment Group Co., Ltd.	3.25% Bonds 2021	98.129	2021/11/29	2016/11/30
05316	Dah Sing Bank, Ltd.	Tier 2 Dated Subordinated Notes 2026	99.675	2026/11/30	2016/12/01
05319	Zhenjiang Cultural Tourism Industry Group Co., Ltd.	4.95% Bonds 2019	99.041	2019/12/01	2016/12/02
05321	Chalieco Hong Kong Corporation Ltd.	5.70% Senior Guar. Perpetual Capital Securities	100.000	-	2016/12/02
05310 #	Skyfame Realty (Holdings) Ltd.	0.10% Bonds 2026	-	2026/09/12	2016/12/02
05311 #	Skyfame Realty (Holdings) Ltd.	0.10% Bonds 2033	-	2033/11/14	2016/12/02
05315	Changsha Pilot Investment Holdings Co., Ltd.	3.10% Notes 2019	98.685	2019/12/02	2016/12/05
05318	Horsepower Finance Ltd.	2.15% Guaranteed Notes 2019	99.032	2019/12/02	2016/12/05
05317	Shaanxi Xixian New Area Fengxi New City Development & Construction (Group) Co., Ltd.	5.75% Bonds 2019	99.3230	2019/12/05	2016/12/06
05320	United Laboratories International Holdings Ltd., The	4.50% Conv Bonds 2021	100.000	2021/12/05	2016/12/06
05324	SPIC 2016 US dollar Bond Co. Ltd.	3.00% Guar. Bonds 2021	99.444	2021/12/06	2016/12/07
05325	SPIC 2016 US dollar Bond Co. Ltd.	3.875% Guar. Bonds 2026	99.680	2026/12/06	2016/12/07
05322	Inventive Global Investments Ltd.	2.375% Fixed Rate Notes 2019	99.790	2019/12/07	2016/12/08
05323	GUANGZHOU Silk Road Investment Ltd.	3.85% Guar. Bonds 2021	99.820	2021/12/07	2016/12/08
05311 #	Skyfame Realty (Holdings) Ltd.	0.10% Bonds 2033	-	2033/11/14	2016/12/09
86642	The Ministry of Finance of the PRC	3.40% CNY Bonds 2019	100.000	2019/12/12	2016/12/13
86643	The Ministry of Finance of the PRC	3.55% CNY Bonds 2021	100.000	2021/12/12	2016/12/13
86644	The Ministry of Finance of the PRC	3.85% CNY Bonds 2026	100.000	2026/12/12	2016/12/13
86645	The Ministry of Finance of the PRC	4.15% CNY Bonds 2031	100.000	2031/12/12	2016/12/13
86646	The Ministry of Finance of the PRC	4.40% CNY Bonds 2046	100.000	2046/12/12	2016/12/13
05326	Yunnan Energy Investment Overseas Finance Co. Ltd.	3.50% Guar. Bonds 2019	99.026	2019/12/13	2016/12/14
05327	Yunnan Energy Investment Overseas Finance Co. Ltd.	4.25% Guar. Bonds 2021	98.971	2021/12/13	2016/12/14
05311 #	Skyfame Realty (Holdings) Ltd.	0.10% Bonds 2033	-	2033/11/14	2016/12/14
05328	Changde Urban Construction and Investment Group Co., Ltd.	3.70% Bonds 2019	98.6400	2019/12/15	2016/12/16
05329	Xiangxing Overseas Investment Co., Ltd.	5.95% Guar. Bonds 2019	99.325	2019/12/16	2016/12/19
05330	Xingang International Holding Ltd.	5.80% Guar. Bonds 2019	100.000	2019/12/16	2016/12/19
05331	Fujian Zhanglong Group Co., Ltd.	4.50% Notes 2019	99.183	2019/12/16	2016/12/19
05332	Phoenix Charm International Investment Ltd.	5.50% Bonds 2019	99.050	2019/12/16	2016/12/19
05335	Gaoxin International Investment Co., Ltd.	5.90% Bonds 2019	99.056	2019/12/20	2016/12/21
05336	Peixian State-Owned Assets Management Co. Ltd.	6.10% Bonds 2019	100.000	2019/12/20	2016/12/21
05333	Charming Light Investments Ltd.	4.50% Notes 2026	96.103	2026/12/21	2016/12/22
05338	China Railway Construction Corporation Ltd.	1.50% USD Settled Conv. Bonds 2021	100.000	2021/12/21	2016/12/22
05311 #	Skyfame Realty (Holdings) Ltd.	0.10% Bonds 2033	-	2033/11/14	2016/12/22
05323 #	GUANGZHOU Silk Road Investment Ltd.	3.85% Guar. Bonds 2021	97.137	2021/12/07	2016/12/22

Newly listed debt securities *(continued)*

Code	Issuer/company	Name of issue	Issue price	Maturity date	Listing date
05332 #	Phoenix Charm International Investment Ltd.	5.50% Bonds 2019	99.053	2019/12/16	2016/12/22
05337	Greenland Global Investment Ltd.	4.375% Guar. Notes 2019	98.552	2019/12/22	2016/12/23
05334	Bestgain Real Estate Lyra Ltd.	3.95% Guaranteed Notes 2019	99.860	2019/12/23	2016/12/28
05339	Mudajaya Ventures Ltd.	7.00% Notes 2019	100.000	2019/12/28	2016/12/29

Further issue

Withdrawal of listed debt securities

Code	Issuer	Particulars	Last trading date	Delisted date
85941	Agricultural Development Bank of China	Redemption of its issue of 3.08% CNY Bonds 2016	2016/01/13	2016/01/19
05864	Hong Kong Mortgage Corporation Ltd.	Redemption of its issue of FR Notes 2016A, The	2016/01/19	2016/01/25
06017	Ch Overseas Fin Inv	Early redemption of its issue of Zero Coupon Guar. Exchangeable Bonds2021	2016/01/20	2016/01/26
05865	Hong Kong Mortgage Corporation Ltd.	Redemption of its issue of FR Notes 2016B, The	2016/01/22	2016/01/28
85913	Huaneng Power International, Inc.	Redemption of its issue of 3.85% CNY Bonds 2016	2016/02/02	2016/02/11
04047	Hong Kong Monetary Authority	Redemption of its issue of 0.38% Exchange Fund Notes 2016	2016/02/12	2016/02/17
04581	China SCE Property Holdings Ltd.	Early redemption of its issue of 11.5% Senior Notes 2017	2016/02/15	2016/02/19
04583	Ch Aoyuan Property Group Ltd.	Early redemption of its issue of 13.875% Guar. Senior Notes2017	2016/02/24	2016/03/01
05703	Hong Kong Mortgage Corporation Ltd.	Redemption of its issue of FR Notes 2016, The	2016/02/29	2016/03/04
85915	Far East Consortium International Ltd.	Redemption of its issue of 5.875% CNY Bonds 2016	2016/03/01	2016/03/07
04598	Powerlong Real Estate Holdings Ltd.	Early redemption of its issue of 11.25% Senior Notes 2018	2016/03/02	2016/03/08
85952	China Construction Bank (Asia) Corp Ltd.	Redemption of its issue of 3.25% CNY Notes 2016	2016/03/09	2016/03/15
02541	Penerbangan Malaysia Berhad	Redemption of its issue of 5.625% Guaranteed Notes 2016	2016/03/10	2016/03/16
05881	Hong Kong Mortgage Corporation Ltd.	Redemption of its issue of FR Notes 2016B, The	2016/03/11	2016/03/17
85954	Bank of Communications Co., Ltd.	Redemption of its issue of 3.30% CNY Notes 2016	2016/03/16	2016/03/22
04013	Hong Kong Monetary Authority	Redemption of its issue of 1.91% Exchange Fund Notes 2016	2016/03/16	2016/03/21
85929	Far East Horizon Ltd.	Redemption of its issue of 4.50% CNY Notes 2016	2016/03/17	2016/03/23
85916	China Minmetals Corporation	Redemption of its issue of 3.65% CNY Bonds 2016	2016/03/22	2016/03/30
02544	Swire Pacific MTN Financing Ltd	Redemption of its issue of 5.625% Guaranteed Notes 2016	2016/03/23	2016/03/31
86003	HKCG (Finance) Ltd.	Redemption of its issue of 1.40% CNY Notes 2016	2016/04/06	2016/04/12
04319	PB Issuer (No.2) Ltd.	Redemption of its issue of 1.75% Guaranteed Convertible Bonds 2016	2016/04/07	2016/04/13
05921	CNPC General Capital Ltd.	Redemption of its issue of 1.45% Guaranteed Senior Notes 2016	2016/04/13	2016/04/19
85921	Golden Wheel Tiandi Hldgs Co Ltd	Redemption of its issue of 11.25% Senior CNY Notes2016	2016/04/20	2016/04/26
05927	Sinopec Capital (2013) Ltd.	Redemption of its issue of 1.25% Senior Notes 2016	2016/04/20	2016/04/26
85919	China Datang Corporation	Redemption of its issue of 3.60% CNY Bonds 2016	2016/04/20	2016/04/26
05731	China Construction Bank (Asia) Corp Ltd.	Redemption of its issue of FR Notes 2016	2016/04/20	2016/04/26
04511	CITIC Ltd.	Early redemption of its issue of 7.875% Perpetual Subordinated Capital Sec	2016/04/21	2016/04/27
02549	Fubon Bank (Hong Kong) Ltd.	Redemption of its issue of 6.125% Subordinated Notes 2016	2016/04/21	2016/04/27
05920	CIFI Holdings (Group) Co. Ltd.	Early redemption of its issue of 12.25% Senior Notes 2018	2016/04/21	2016/04/27
04512	CNPC (HK) Overseas Capital	Redemption of its issue of 3.125% Guaranteed Senior N 2016	2016/04/25	2016/04/29
04515	China Huiyuan Juice Group Ltd.	Redemption of its issue of 4.00% Convertible Bonds 2016	2016/04/26	2016/05/03
04217	The Govt of the HKSAR of the PRC	Redemption of its issue of 0.34% Bonds 2016	2016/05/04	2016/05/09
05939	CNOOC Finance (2013) Ltd.	Redemption of its issue of 1.125% Guaranteed Notes 2016	2016/05/04	2016/05/10
85922	Greentown China Holdings Ltd.	Redemption of its issue of 5.625% Senior CNY Notes 2016	2016/05/10	2016/05/16
85962	The Export-Import Bank of China	Redemption of its issue of 3.00% CNY Bonds 2016	2016/05/11	2016/05/17
85953	Eastern Air Overseas (HK) Corp Ltd.	Early redemption of its issue of 4.80% Guar.CNY Bonds 2017	2016/05/11	2016/05/17
04516	CRP East Foundation	Early redemption of its issue of Perpetual Subordinated Guaranteed CapSec	2016/05/13	2016/05/19
04050	Hong Kong Monetary Authority	Redemption of its issue of 0.42% Exchange Fund Notes 2016	2016/05/16	2016/05/19
85968	Agricultural Development Bank of China	Redemption of its issue of 3.00% CNY Bonds 2016	2016/05/18	2016/05/24
85925	Brave Rise Investments Ltd.	Redemption of its issue of 4.70% Garanteed CNY Bonds 2016	2016/05/19	2016/05/25
85924	Powerlong Real Estate Hldgs Ltd.	Redemption of its issue of 9.50% Senior CNY Notes 2016	2016/05/24	2016/05/30
05753	Yancoal Int'l Trading Co., Ltd.	Early redemption of its issue of Senior Guar.Perpetual Cap Sec	2016/05/25	2016/05/31
85926	Eastern Air Overseas (HK) Corp. Ltd.	Redemption of its issue of 3.875% Guar. CNY B2016	2016/06/01	2016/06/07
85927	Uni-President China Holdings Ltd.	Redemption of its issue of 3.50% CNY Notes 2016	2016/06/01	2016/06/07

Withdrawal of listed debt securities (continued)

Code	Issuer	Particulars	Last trading date	Delisted date
04152	Hong Kong Monetary Authority	Redemption of its issue of 4.83% Exchange Fund Notes 2016	2016/06/02	2016/06/07
05902	Greentown China Holdings Ltd.	Early redemption of its issue of 8.50% Senior Notes 2018	2016/06/06	2016/06/13
05956	CDaye Non-Ferrous Metals Mining	Early redemption of its issue of USD Settled 0.50% Conv.B2018	2016/06/06	2016/06/13
04015	Hong Kong Monetary Authority	Redemption of its issue of 1.57% Exchange Fund Notes 2016	2016/06/07	2016/06/13
04218	The Govt of the HKSAR of the PRC	Redemption of its issue of iBonds 2016	2016/06/21	2016/06/24
86607	Ministry of Finance of the PRC	Redemption of its issue of 2.87% CNY Bonds 2016	2016/06/22	2016/06/27
86005	Rainbow Days Ltd.	Redemption of its issue of 3.00% Guaranteed CNY Bonds 2016	2016/06/27	2016/07/04
85978	eSun Int'l Finance Ltd.	Early redemption of its issue of 8.375% Secured Guar. CNY Notes 2018	2016/06/29	2016/07/06
04518	Wakala Global Sukuk Berhad	Redemption of its issue of USD Trust Certificates 2016	2016/06/30	2016/07/07
85987	China Unicom (Hong Kong) Ltd.	Redemption of its issue of 3.80% Senior CNY Notes 2016	2016/07/20	2016/07/26
04053	Hong Kong Monetary Authority	Redemption of its issue of 0.44% Exchange Fund Notes 2016	2016/08/15	2016/08/18
04596	Yuexiu Property Co. Ltd.	Early redemption of its issue of 3.25% Notes 2018	2016/08/18	2016/08/24
04019	Hong Kong Monetary Authority	Redemption of its issue of 0.79% Exchange Fund Notes 2016	2016/09/13	2016/09/19
04565	Road King Infra Fin (2012) Ltd.	Early redemption of its issue of 9.875% Guar.Senior Notes2017	2016/09/28	2016/10/04
85992	361 Degrees International Ltd.	Early redemption of its issue of 7.50% Senior CNY Notes 2017	2016/10/11	2016/10/17
05982	Greenland Hong Kong Holdings Ltd.	Redemption of its issue of 4.75% Bond 2016	2016/10/13	2016/10/19
05974	Yuzhou Properties Co. Ltd.	Early redemption of its issue of 8.75% Senior Notes 2018	2016/10/14	2016/10/20
04573	PB Issuer (No.3) Ltd.	Early redemption of its issue of 1.875% Guaranteed Conv. Bonds 2018	2016/10/26	2016/11/01
04527	SHK Ppt (Cap Market) Ltd.	Redemption of its issue of 3.50% Guaranteed Instruments 2016	2016/10/28	2016/11/03
85997	Hong Kong Aviation Ltd.	Redemption of its issue of 7.50% Guar. CNY Notes 2016	2016/11/01	2016/11/07
04528	Bank of China (Hong Kong) Ltd.	Redemption of its issue of 3.75% Notes 2016	2016/11/03	2016/11/09
04526	Standard Chartered Bk (HK) Ltd	Early redemption of its issue of 4.15% Subordinated Notes 2021	2016/11/03	2016/11/09
85999	China Construction Bank (Asia) Corp Ltd.	Redemption of its issue of 3.30% CNY Notes 2016	2016/11/15	2016/11/21
04056	Hong Kong Monetary Authority	Redemption of its issue of 0.37% Exchange Fund Notes 2016	2016/11/16	2016/11/21
86613	Ministry of Finance of the PRC	Redemption of its issue of 2.60% CNY Bonds 2016	2016/11/17	2016/11/22
05998	China City Infrastructure Group Ltd.	Redemption of its issue of 12.50% Senior Notes 2016	2016/11/23	2016/11/29
86017	China Baowu Steel Group Corporation Ltd	Redemption of its issue of 4.375% CNY Bonds2016	2016/11/28	2016/12/02
85707	Carnival Group Int'l Holdings Ltd.	Redemption of its issue of 11.50% Senior CNY B2016	2016/11/30	2016/12/06
85935	RKI Finance (2013) Ltd.	Redemption of its issue of 6.00% Guaranteed Senior CNY Notes 2016	2016/11/30	2016/12/06
04159	Hong Kong Monetary Authority	Redemption of its issue of 3.78% Exchange Fund Notes 2016	2016/12/01	2016/12/06
06000	Amipeace Ltd.	Redemption of its issue of 2.00% Guaranteed Notes 2016	2016/12/01	2016/12/07
04211	The Govt of the HKSAR of the PRC	Redemption of its issue of 0.97% Bonds 2016	2016/12/05	2016/12/08
06003	CSSC Capital 2013 Ltd.	Redemption of its issue of 2.75% Credit Enhanced Bonds 2016	2016/12/07	2016/12/13
86625	Ministry of Finance of the PRC	Redemption of its issue of 2.93% CNY Bonds 2016	2016/12/07	2016/12/12
85937	Far East Horizon Ltd.	Redemption of its issue of 5.45% CNY Notes 2016	2016/12/07	2016/12/13
85938	Bestgain Real Estate Lyra Ltd.	Redemption of its issue of 4.05% Guar. CNY Notes 2016	2016/12/13	2016/12/19
04022	Hong Kong Monetary Authority	Redemption of its issue of 0.82% Exchange Fund Notes 2016	2016/12/14	2016/12/19

Debt securities trading by type of issue, 2012-2016

HK\$ mil

Year/month	No. of issues	Bank	Corporation	State			Total
				State	corporation	Supranational	
2012	269	0.00	0.02	2,769.33	1.21	0.00	2,770.56
2013	403	0.00	0.40	4,462.50	0.00	0.00	4,462.90
2014	640	0.00	0.00	6,086.75	0.00	0.00	6,086.75
2015	762	0.00	0.00	9,380.57	0.00	0.00	9,380.57
2016	892	846.93	8,888.91	10,422.67	1,119.73	0.00	21,278.25
2016 Jan	768	0.00	0.00	447.49	0.00	0.00	447.49
Feb	771	0.00	95.57	294.15	40.12	0.00	429.84
Mar	769	15.34	505.04	706.83	16.08	0.00	1,243.29
Apr	769	101.21	302.18	421.57	62.78	0.00	887.74
May	777	0.00	221.47	483.52	0.00	0.00	704.99
Jun	797	84.96	1,051.21	3,208.99	132.77	0.00	4,477.93
Jul	812	48.67	666.68	1,203.91	109.34	0.00	2,028.61
Aug	821	144.79	1,361.37	689.88	143.79	0.00	2,339.84
Sep	841	115.68	962.52	816.43	70.84	0.00	1,965.48
Oct	854	55.59	1,008.81	654.09	223.61	0.00	1,942.10
Nov	873	280.69	2,025.66	901.63	290.17	0.00	3,498.14
Dec	892	0.00	688.39	594.17	30.23	0.00	1,312.79

Nominal value of listed debt securities as at the end of 2016

Major group	No. of issuers		No. of issues	Nominal amount (HK\$mil)
Bank		22	63	244,087.85
Corporation		283	633	2,376,528.67
State		7	111	311,635.43
State corporation		44	84	324,996.50
Supranational		1	1	1,406.10
Total		357	892	3,258,654.54

Listed debt securities, 2012-2016

Country	2012		2013		2014		2015		2016	
	No. of issues	Nominal amount (HK\$mil)	No. of issues	Nominal amount (HK\$mil)	No. of issues	Nominal amount (HK\$mil)	No. of issues	Nominal amount (HK\$mil)	No. of issues	Nominal amount (HK\$mil)
Hong Kong	215	653,919.37	331	1,114,994.60	536	1,845,950.01	645	2,261,080.64	734	2,647,152.20
PRC	34	114,084.02	47	150,386.45	79	256,409.26	90	330,698.02	129	465,699.20
Foreign	19	114,375.02	24	112,006.94	24	117,574.21	26	148,687.04	28	144,397.04
Supranational	1	1,406.10	1	1,406.10	1	1,406.10	1	1,406.10	1	1,406.10
Total	269	883,784.51	403	1,378,794.08	640	2,221,339.57	762	2,741,871.80	892	3,258,654.54

Newly listed unit trusts and mutual funds

Code	Unit trust/mutual fund	Fund manager	Issue price (HK\$)	Amount raised (HK\$mil)	Listing date
83162/03162	iShares MSCI China A International Index ETF	BlackRock Asset Management North Asia Limited	n.a.	n.a.	2016/01/28
03086	BMO NASDAQ 100 ETF	BMO Global Asset Management (Asia) Limited	n.a.	n.a.	2016/02/18
03121	BMO MSCI Asia Pacific Real Estate ETF	BMO Global Asset Management (Asia) Limited	n.a.	n.a.	2016/02/18
03160	BMO MSCI Japan Hedged to USD ETF	BMO Global Asset Management (Asia) Limited	n.a.	n.a.	2016/02/18
03165	BMO MSCI Europe Quality Hedged to USD ETF	BMO Global Asset Management (Asia) Limited	n.a.	n.a.	2016/02/18
83012/03012	AMUNDI Hang Seng HK 35 Index ETF	Amundi Hong Kong Limited	n.a.	n.a.	2016/04/12
03175	Samsung S&P GSCI Crude Oil ER Futures ETF	Samsung Asset Management (Hong Kong) Limited	n.a.	n.a.	2016/04/29
03135	CSOP WTI OIL ANNUAL ROLL December Futures ER ETF	CSOP Asset Management Limited	n.a.	n.a.	2016/05/12
03171	ComStage 1 DAX UCITS ETF	Commerz Funds Solutions S.A.	n.a.	n.a.	2016/05/18
03177	ComStage 1 DivDAX UCITS ETF	Commerz Funds Solutions S.A.	n.a.	n.a.	2016/05/18
07250	Samsung KOSPI 200 Daily (2x) Leveraged Product	Samsung Asset Management (Hong Kong) Limited	n.a.	n.a.	2016/06/13
07326	Samsung KOSPI 200 Daily (-1x) Inverse Product	Samsung Asset Management (Hong Kong) Limited	n.a.	n.a.	2016/06/13
07255	Samsung TOPIX Daily (2x) Leveraged Product	Samsung Asset Management (Hong Kong) Limited	n.a.	n.a.	2016/06/13
07311	Samsung TOPIX Daily (-1x) Inverse Product	Samsung Asset Management (Hong Kong) Limited	n.a.	n.a.	2016/06/13
03097	Mirae Asset Horizons S&P Crude Oil Futures Enhanced ER ETF	Mirae Asset Global Investments (Hong Kong) Limited	n.a.	n.a.	2016/06/16
02834/82834/ 09834	iShares NASDAQ 100 Index ETF	BlackRock Asset Management North Asia Limited	n.a.	n.a.	2016/06/29
02847/82847/ 09847	iShares FTSE 100 Index ETF	BlackRock Asset Management North Asia Limited	n.a.	n.a.	2016/06/29
03146/83146/ 09146	iShares DAX Index ETF	BlackRock Asset Management North Asia Limited	n.a.	n.a.	2016/06/29
03155/83155/ 09155	iShares EURO STOXX 50 Index ETF	BlackRock Asset Management North Asia Limited	n.a.	n.a.	2016/06/29
03170/83170/ 09170	iShares Core KOSPI 200 Index ETF	BlackRock Asset Management North Asia Limited	n.a.	n.a.	2016/06/29
03074/83074/ 09074	iShares Core MSCI Taiwan Index ETF	BlackRock Asset Management North Asia Limited	n.a.	n.a.	2016/06/29
07202	CSOP Nifty 50 Daily (2x) Leveraged Product	CSOP Asset Management Limited	n.a.	n.a.	2016/07/20
07335	CSOP Nifty 50 Daily (-1x) Inverse Product	CSOP Asset Management Limited	n.a.	n.a.	2016/07/20
07261	ChinaAMC Direxion NASDAQ-100 Daily (2x) Leveraged Product	China Asset Management (Hong Kong) Limited	n.a.	n.a.	2016/09/28
07331	ChinaAMC Direxion NASDAQ-100 Daily (-1x) Inverse Product	China Asset Management (Hong Kong) Limited	n.a.	n.a.	2016/09/28
07225	Mirae Asset Horizons Topix Daily (2x) Leveraged Product	Mirae Asset Global Investments (Hong Kong) Limited	n.a.	n.a.	2016/10/11
07315	Mirae Asset Horizons Topix Daily (-1x) Inverse Product	Mirae Asset Global Investments (Hong Kong) Limited	n.a.	n.a.	2016/10/11
07222	Mirae Asset Horizons S&P 500 Daily (2x) Leveraged Product	Mirae Asset Global Investments (Hong Kong) Limited	n.a.	n.a.	2016/10/11
07322	Mirae Asset Horizons S&P 500 Daily (-1x) Inverse Product	Mirae Asset Global Investments (Hong Kong) Limited	n.a.	n.a.	2016/10/11
82843/02843	AMUNDI FTSE China A50 Index ETF	Amundi Hong Kong Limited	n.a.	n.a.	2016/10/31
03116	XIE Shares FTSE Gold Miners ETF	Enhanced Investment Products Limited	n.a.	n.a.	2016/11/18
03115/83115/ 09115	iShares Core Hang Seng Index ETF	BlackRock Asset Management North Asia Limited	n.a.	n.a.	2016/11/23
03153	Mirae Asset Horizons S&P Asia ex Japan Healthcare ETF	Mirae Asset Global Investments (Hong Kong) Limited	n.a.	n.a.	2016/11/30
03167	CSOP S&P New China Sectors ETF	CSOP Asset Management Limited	n.a.	n.a.	2016/12/08

Withdrawal of listed unit trusts and mutual funds

Code	Unit trust/mutual fund	Last trading date	Delisted date
03071	Da Cheng CSI China Mainland Consumer Tracker	2015/12/17	2016/03/07
03078	Horizons S&P Asia ex JANZ Materials ETF	2016/04/01	2016/05/30
03064	Horizons S&P Asia ex JANZ Financials ETF	2016/04/01	2016/05/30
03066	Horizons S&P Asia ex JANZ IT ETF	2016/04/01	2016/05/30
03075	Horizons S&P Asia ex JANZ Industrials ETF	2016/04/01	2016/05/30
03076	Horizons S&P Asia ex JANZ Energy ETF	2016/04/01	2016/05/30
02818	Ping An of China CSI RAFI A-Share 50 ETF	2014/08/25	2016/06/30
03051	CICC-SZSE 100 Index Tracker	2012/06/28	2016/07/29
03117	ETFS Physical Silver ETF	2016/07/18	2016/08/05
02830	ETFS Physical Gold ETF	2016/07/18	2016/08/05
03119	ETFS Physical Platinum ETF	2016/07/18	2016/08/05
03002	Yuanta/P-shares Taiwan Top 50 ETF (H.K.)	2016/06/30	2016/09/09
03011	db x-trackers US DOLLAR CASH UCITS ETF	2016/10/17	2016/11/03
03031	XIE Shares Indonesia (LQ45) ETF	2016/10/31	2016/12/29
03090	XIE Shares Korea (KOSPI 200) ETF	2016/10/31	2016/12/29
03029	XIE Shares Malaysia (FTSE Bursa Malaysia KLCI) ETF	2016/10/31	2016/12/29
03037	XIE Shares Philippines (PSEi) ETF	2016/10/31	2016/12/29
03089	XIE Shares Taiwan (TAIEX) ETF	2016/10/31	2016/12/29
03069	XIE Shares Thailand (SET50) ETF	2016/10/31	2016/12/29
03091	XIE Shares India (Nifty 50) ETF	2016/10/31	2016/12/29
03072	Ping An of China CSI HK Mid Cap Select ETF	2016/10/28	2016/12/30
03098	Ping An of China CSI RAFI HK50 ETF	2016/10/28	2016/12/30

Individual performance on unit trusts and mutual funds as at the end of 2016

Code	Name	Closing price [#]		Change (%)	Turnover value (HK\$mil) *	Market value [#] (HK\$mil)
		2016 (HK\$)	2015 (HK\$)			
Exchange Traded Funds (ETFs)						
02819	ABF HK IDX ETF	98.45	102.10	-3.57	15.48	3,268.15
02821	ABF PAIF	US\$111.00	US\$114.15	-2.76	583.71	28,967.85
02843	AMUNDI A50	11.02	n.a.	-	49.99	275.50
82843	AMUNDI A50-R	RMB9.90	n.a.	-	53.59	-
03012	AMUNDI HK35	16.82	n.a.	-	142.80	142.97
83012	AMUNDI HK35-R	RMB15.14	n.a.	-	64.12	-
03121	BMO AP REAL EST	8.83	n.a.	-	43.77	44.15
03145	BMO ASIA HIGHDV	7.31	7.03	3.98	13.77	398.40
03141	BMO ASIA IGBOND	15.00	15.00	-	277.60	783.75
03165	BMO EU QLT Y HDG	9.20	n.a.	-	113.90	39.56
03143	BMO HK BANKS	7.43	7.18	3.48	18.08	109.96
03160	BMO JAPAN HDG	9.50	n.a.	-	195.09	182.40
03086	BMO NASDAQ100	9.94	n.a.	-	12.50	49.70
02832	BOSERA FA50	5.64	6.35	-11.18	2.31	16.92
82832	BOSERA FA50-R	RMB5.08	RMB5.40	-5.93	1.64	-
03180	CAM CES A80	11.40	12.54	-9.09	0.70	8.55
83180	CAM CES A80-R	RMB10.18	RMB10.66	-4.50	0.45	-
03188	CAM CSI300	37.65	44.85	-16.05	60,115.50	10,498.70
83188	CAM CSI300-R	RMB33.85	RMB38.10	-11.15	3,535.22	-
03157	CAM HS SMALLCAP	20.95	22.45	-6.68	134.31	104.75
03171	COMSTAGE DAX	93.00	n.a.	-	25.33	84.35
03177	COMSTAGE DIVDAX	132.70	n.a.	-	12.89	63.83
03008	C-SHS CSI 300	16.32	21.60	-24.44	3.48	9.79
83008	C-SHS CSI 300-R	RMB15.20	RMB18.16	-16.30	1.86	-
03132	C-SHS CSI HLC	17.98	21.05	-14.58	4.86	37.76
83132	C-SHS CSI HLC-R	RMB16.16	RMB17.84	-9.42	6.39	-
03107	C-SHS CSI STA	13.48	16.26	-17.10	2.99	8.09
83107	C-SHS CSI STA-R	RMB12.02	RMB13.74	-12.52	5.61	-
03129	CSOP 300SMART	13.04	14.74	-11.53	15.29	39.12
83129	CSOP 300SMART-R	RMB11.68	RMB12.50	-6.56	0.80	-
03199	CSOP 5YICGBOND	118.95	129.60	-8.22	99.80	309.27
83199	CSOP 5YICGBOND-R	RMB106.15	RMB110.10	-3.59	131.33	-
02822	CSOP A50 ETF	10.92	12.42	-12.08	171,843.48	18,951.66
82822	CSOP A50 ETF-R	RMB9.85	RMB10.58	-6.90	6,241.79	-
03137	CSOP CES A80	27.40	34.70	-21.04	3.17	8.22
83137	CSOP CES A80-R	RMB24.65	RMB29.45	-16.30	2.11	-
03147	CSOP CHINEXT	8.00	11.88	-32.66	1,924.68	420.00
83147	CSOP CHINEXT-R	RMB7.21	RMB10.16	-29.04	57.52	-
03122	CSOP CNSTBOND	166.90	177.70	-6.08	6.71	72.60
83122	CSOP CNSTBOND-R	RMB149.80	RMB151.10	-0.86	26.78	-
03149	CSOP MSCI A I	11.20	13.92	-19.54	7.65	47.04
83149	CSOP MSCI A I-R	RMB10.06	RMB11.82	-14.89	4.27	-
03021	CSOP MSCI T50	3.95	3.75	5.33	15.95	35.55
03167	CSOP NEW CHINA	47.95	n.a.	-	11.85	148.65
03007	DBFXIC50	231.60	227.40	1.85	138.91	1,219.20
03048	DBMSCIBRAZIL	29.20	17.18	69.97	43.73	65.60
03055	DBMSCICHINA	96.55	96.45	0.10	9.27	8.69
02848	DBMSCIKOREA	433.40	396.40	9.33	119.33	1,081.44
03082	DBMSCIMALAY	80.00	83.55	-4.25	6.38	7.68
03043	DBMSCIPACEXJ	37.85	35.60	6.32	5.26	42.01
03016	DBMSCIPHIL	13.72	14.46	-5.12	73.41	10.91
03065	DBMSCISG	8.55	8.38	2.03	7.63	10.09
03036	DBMSCITAIWAN	171.20	146.00	17.26	125.07	657.97
03092	DBMSCITHAI	151.30	123.40	22.61	147.90	16.49
03120	EFUND CES 120	11.84	13.10	-9.62	1.34	2.60
83120	EFUND CES 120-R	RMB10.60	RMB11.26	-5.86	2.14	-
02808	EFUND CG BOND	123.65	133.30	-7.24	2.68	49.46
82808	EFUND CG BOND-R	RMB110.70	RMB112.95	-1.99	4.08	-
03100	EFUND CSI100	34.95	40.10	-12.84	33.03	111.84
83100	EFUND CSI100-R	RMB31.35	RMB34.05	-7.93	67.28	-
03135	F CSOP OIL ETF	8.09	n.a.	-	457.62	121.35
03097	F MR OIL ETF	5.24	n.a.	-	168.96	49.78
03124	F SAM HSIF	11.16	10.88	2.57	4.02	39.06
03134	F SAM HSIFRF	10.16	10.44	-2.68	49.94	104.14
03175	F SAMSUNG OIL	12.56	n.a.	-	291.03	103.62
03156	GFI MSCI A I	8.19	10.24	-20.02	91.46	73.71
83156	GFI MSCI A I-R	RMB7.40	RMB8.71	-15.04	6.87	-
03150	HGI CSI500	4.84	7.30	-33.70	5.18	2.42
83150	HGI CSI500-R	RMB4.43	RMB6.23	-28.89	3.94	-
03118	HGI MSCI CN A	13.74	17.48	-21.40	64.70	186.86
83118	HGI MSCI CN A-R	RMB12.26	RMB14.84	-17.39	27.81	-
03136	HGI MSCIA50	11.86	13.08	-9.33	4.99	5.93
83136	HGI MSCIA50-R	RMB10.60	RMB11.12	-4.68	2.18	-
03128	HS AINDTOPETF	37.45	40.40	-7.30	10.75	220.30
83128	HS AINDTOPETF-R	RMB33.40	RMB34.30	-2.62	27.01	-
02838	HS FCI50 ETF	157.10	158.00	-0.57	134.82	134.86
02828	HS H ETF	94.40	97.20	-2.88	231,682.19	44,647.10
82828	HS H ETF-R	RMB85.05	RMB82.85	2.66	39.58	-
02833	HS HSI ETF	223.20	222.80	0.18	1,190.57	43,905.92
82833	HS HSI ETF-R	RMB200.80	RMB189.50	5.96	34.47	-
83168	HS RMB GOLD ETF	RMB22.05	RMB20.50	7.56	20.78	54.78
02811	HT CSI300 ETF	13.30	16.24	-18.10	133.58	252.70
82811	HT CSI300 ETF-R	RMB11.98	RMB13.76	-12.94	6.43	-
03010	ISHARES AXJ	40.15	38.20	5.10	1,796.16	3,504.29
83010	ISHARES AXJ-R	RMB36.10	n.a.	-	1.99	-
09010	ISHARES AXJ-U	US\$5.16	n.a.	-	2.37	-
02801	ISHARES CHINA	18.44	18.90	-2.43	821.53	1,427.26
02802	ISHARES EM ASIA	39.60	38.30	3.39	70.87	118.80
02836	ISHARES INDIA	17.60	17.72	-0.68	285.61	799.04
82836	ISHARES INDIA-R	RMB15.82	n.a.	-	11.14	-
09836	ISHARES INDIA-U	US\$2.26	n.a.	-	3.49	-
03146	ISHARES DAX	8.51	n.a.	-	41.25	73.19
83146	ISHARES DAX-R	RMB7.65	n.a.	-	31.19	-
09146	ISHARES DAX-U	US\$1.09	n.a.	-	9.11	-
03155	ISHARESESSO	8.26	n.a.	-	41.78	71.04
83155	ISHARESESSO-R	RMB7.42	n.a.	-	33.92	-
09155	ISHARESESSO-U	US\$1.06	n.a.	-	19.06	-

Individual performance on unit trusts and mutual funds as at the end of 2016

(continued)

Code	Name	Closing price [#]		Change (%)	Turnover value (HK\$mil) *	Market value [#] (HK\$mil)
		2016 (HK\$)	2015 (HK\$)			
02847	ISHARESFS100	7.86	n.a.	-	21.44	67.60
82847	ISHARESFS100-R	RMB7.07	n.a.	-	12.39	-
09847	ISHARESFS100-U	US\$1.01	n.a.	-	8.96	-
03115	ISHARESHSI	78.55	n.a.	-	140.10	761.94
83115	ISHARESHSI-R	RMB70.75	n.a.	-	70.28	-
09115	ISHARESHSI-U	US\$10.16	n.a.	-	91.69	-
03170	ISHARESKS200	8.27	n.a.	-	41.02	114.13
83170	ISHARESKS200-R	RMB7.44	n.a.	-	18.53	-
09170	ISHARESKS200-U	US\$1.06	n.a.	-	4.81	-
03162	ISHAREMSCIAI	6.95	n.a.	-	9.49	72.98
83162	ISHAREMSCIAI-R	RMB6.25	n.a.	-	16.13	-
03074	ISHAREMSCITW	8.67	n.a.	-	79.97	152.59
83074	ISHAREMSCITW-R	RMB7.82	n.a.	-	25.86	-
09074	ISHAREMSCITW-U	US\$1.11	n.a.	-	165.12	-
02834	ISHARESND100	9.06	n.a.	-	30.57	90.60
82834	ISHARESND100-R	RMB8.15	n.a.	-	8.06	-
09834	ISHARESND100-U	US\$1.17	n.a.	-	5.80	-
03139	ISHARESRRMBND	36.15	39.80	-9.17	31.29	63.55
83139	ISHARESRRMBND-R	RMB33.60	RMB34.00	-1.18	9.86	-
02824	LIPPO HK&M PROP	41.40	40.70	1.72	4.28	68.31
03153	MR A HEALTH ETF	9.47	n.a.	-	1.05	22.73
03054	MR ASIA CON ETF	18.78	18.00	4.33	6.89	33.80
03127	MR CSI300 ETF	12.38	14.18	-12.69	6.13	123.80
83127	MR CSI300 ETF-R	RMB11.14	RMB12.08	-7.78	6.32	-
03056	MR GL CON ETF	27.30	25.85	5.61	6.55	114.66
03110	MR HS HDIVY ETF	21.80	22.55	-3.33	230.38	200.56
02835	MR KOSPI200 ETF	18.54	17.28	7.29	9.00	27.81
03040	MR MSCI CN ETF	22.45	22.15	1.35	55.38	449.00
03070	PING AN HKDIV	20.40	21.30	-4.23	41.41	81.60
02840	SPDR GOLD TRUST	859.00	789.00	8.87	5,334.23	255,982.00
03073	SPDR GREATCHINA	30.10	28.50	5.61	113.04	361.20
02800	TRACKER FUND	22.10	22.10	-	361,639.31	80,267.03
03095	VALUE A SHARE	6.63	7.70	-13.90	297.07	142.55
83095	VALUE A SHARE-R	RMB5.92	RMB6.63	-10.71	13.90	-
03046	VALUE CHINA ETF	33.85	34.90	-3.01	43.53	108.32
03084	VALUE JAPAN ETF	12.76	12.32	3.57	41.37	53.59
03041	VALUE KOREA ETF	26.05	26.30	-0.95	17.97	50.80
03060	VALUE TW ETF	32.55	27.80	17.09	29.42	53.71
03081	VALUEGOLD ETF	28.30	25.90	9.27	704.26	594.30
83081	VALUEGOLD ETF-R	RMB25.20	RMB22.15	13.77	1.13	-
02805	VG FTSE ASIAJ	18.62	17.66	5.44	55.04	121.03
03101	VG FTSE DEV EUR	16.16	16.86	-4.15	141.49	127.66
03126	VG FTSE JAPAN	21.45	21.10	1.66	183.91	90.09
03140	VG S&P 500	16.02	14.58	9.88	192.75	155.39
03085	VGFTSEASIAJHJDY	18.18	17.10	6.32	48.72	209.07
02817	WISE HKLMCONS	6.04	6.40	-5.63	1.28	4.53
02839	WISE HKLMREAL	4.52	5.78	-21.80	5.97	5.65
03024	WISE SSE50ETF	19.98	21.45	-6.85	6.22	79.92
02825	WISESIHK 100ETF	19.30	18.96	1.79	151.88	598.30
03026	X DBAUDCASH	126.40	125.40	0.80	0.64	7.60
03049	X DBCSI300	6.14	7.59	-19.10	531.80	352.29
03061	X DBCSI300BANK	10.40	12.38	-15.99	5.49	13.98
03025	X DBCSI300CONDI	8.74	11.68	-25.17	13.65	71.90
03017	X DBCSI300ENER	3.23	3.70	-12.70	1.90	4.61
02844	X DBCSI300FIN	10.36	12.92	-19.81	6.41	16.94
03057	X DBCSI300HEAL	14.44	16.82	-14.15	54.03	44.70
03005	X DBCSI300IND	4.58	6.16	-25.65	5.22	6.49
03062	X DBCSI300MAT	3.70	4.38	-15.53	2.79	6.90
02816	X DBCSI300REAL	14.04	18.74	-25.08	11.63	9.31
03063	X DBCSI300TRANS	2.54	3.75	-32.27	1.50	7.69
03052	X DBCSI300UTIL	3.36	4.66	-27.90	3.53	6.71
03087	X DBFTSEVIET	171.90	177.90	-3.37	471.35	1,912.52
03013	X DBMSCIASIAHJDY	12.24	12.02	1.83	0.53	12.55
03105	X DBMSCIBANGLA	8.59	7.71	11.41	22.69	10.39
03009	X DBMSCIEM	27.55	25.00	10.20	21.66	65.60
03035	X DBMSCIEMASIA	29.90	28.25	5.84	1.86	28.08
03045	X DBMSCIINDIA	71.30	73.15	-2.53	11.71	17.83
03099	X DBMSCIINDO	105.30	89.45	17.72	87.23	28.64
03106	X DBMSCIPAKIST	19.04	14.14	34.65	5.37	17.25
03027	X DBMSCIRUSSIA	19.32	12.74	51.65	205.24	125.84
03020	X DBMSCIUSA	454.60	409.60	10.99	276.52	19,003.95
03019	X DBMSCIWORLD	37.20	35.05	6.13	57.13	169.81
03015	X DBNIFTY50	946.00	939.00	0.75	54.28	1,572.58
03001	X ISHARES A DIS	20.30	20.30	-	22.06	30.45
03050	X ISHARES A ENR	5.52	5.21	5.95	6.66	13.80
02829	X ISHARES A FIN	11.58	12.74	-9.11	23.38	81.06
03006	X ISHARES A INF	11.96	13.06	-8.42	15.32	23.92
03039	X ISHARES A MAT	10.94	8.91	22.78	5.74	10.94
02841	X ISHARES A STA	25.25	18.62	35.61	29.44	56.81
02823	X ISHARES A50	10.54	10.82	-2.59	150,879.78	27,973.16
02846	X ISHARESCSI300	22.65	25.40	-10.83	88.53	181.20
02827	X WISECSI300ETF	28.90	33.10	-12.69	2,421.77	3,375.52
03161	XIE CHIMER ETF	7.93	8.50	-6.71	1,029.21	150.67
03102	XIE GARY ETF	8.15	7.75	5.16	101.36	101.88
03116	XIE GOLD MINERS	8.22	n.a.	-	40.19	36.99

Individual performance on unit trusts and mutual funds as at the end of 2016

(continued)

Code	Name	Closing price [#]		Change (%)	Turnover value (HK\$mil) *	Market value [#] (HK\$mil)
		2016 (HK\$)	2015 (HK\$)			
Leveraged and Inverse Products (L&I Products)						
07315	FI MR TOPIX	8.71	n.a.	-	41.37	12.19
07326	FI SAMSUNGK200	11.40	n.a.	-	5.29	23.94
07311	FI SAMSUNGTOPIX	10.22	n.a.	-	40.93	36.79
07331	FICAMDXXNDQ100	15.22	n.a.	-	48.84	129.37
07335	FICSOP NIFTY50	16.26	n.a.	-	1.24	36.59
07225	FL2 MR TOPIX	11.94	n.a.	-	27.99	19.10
07250	FL2 SAMSUNGK200	12.76	n.a.	-	21.11	30.62
07261	FL2CAMDXNNDQ100	15.80	n.a.	-	84.31	123.24
07202	FL2CSOP NIFTY50	12.94	n.a.	-	23.87	42.70
07255	FL2SAMSUNGTOPIX	14.98	n.a.	-	120.11	31.46
07322	XI MR S&P500	14.50	n.a.	-	23.70	14.50
07222	XL2 MR S&P500	16.66	n.a.	-	66.57	16.66
Real Estates Investment Trusts (REITs)						
02778	CHAMPION REIT	4.20	3.88	8.25	4,894.10	24,352.60
00778	FORTUNE REIT	8.91	7.98	11.65	5,226.66	16,919.65
87001	HUI XIAN REIT	RMB3.14	RMB3.33	-5.71	2,685.66	18,909.30
00823	LINK REIT	50.40	46.40	8.62	70,010.42	112,022.15
01275	NEW CENT REIT	2.49	2.90	-14.14	213.62	2,368.74
00808	PROSPERITY REIT	3.06	2.79	9.68	1,467.54	4,448.23
01881	REGAL REIT	2.06	1.94	6.19	300.71	6,710.31
00625	RREEF CCT REIT	4.35	4.35	-	-	2,019.10
01426	SPRING REIT	3.22	3.03	6.27	713.37	3,640.41
00435	SUNLIGHT REIT	4.47	3.83	16.71	861.12	7,311.61
00405	YUEXIU REIT	4.09	4.16	-1.68	4,713.05	11,684.73
Others						
00820	HSBCDRAGON FUND	8.45	10.66	-20.73	109.31	1,134.67
Total					1,102,646.62	773,347.35

Notes: * Traded in foreign currency securities have been converted in HKD

[#] Year end figures

n.a. Closing price is not available.

Market value for unit trusts and mutual funds, 2012-2016

Year/Month	Exchange Traded Funds (ETFs)		Leveraged and Inverse Products (L&I Products)		Real Estate Investment Trusts (REITs)		Others		Total		
	No. of issues	Market value (HK\$mil)	No. of issues	Market value (HK\$mil)	No. of issues	Market value (HK\$mil)	No. of issues	Market value (HK\$mil)	No. of issues	Market value (HK\$mil)	
2012	100	839,802.08	-	-	9	174,124.01	2	1,474.98	111	1,015,401.07	
2013	116	538,892.05	-	-	11	177,310.63	2	1,376.37	129	717,579.05	
2014	122	559,491.12	-	-	11	205,636.83	1	1,764.52	134	766,892.47	
2015	133	477,142.97	-	-	11	199,652.72	1	2,236.60	145	679,032.29	
2016	133	561,308.69	12	517.17	11	210,386.83	1	1,134.67	157	773,347.35	
2016	Jan	134	445,402.93	-	-	11	189,439.40	1	1,573.59	146	636,415.92
	Feb	138	470,334.98	-	-	11	192,121.85	1	1,208.52	150	663,665.35
	Mar	137	535,139.73	-	-	11	199,170.18	1	1,342.80	149	735,652.71
	Apr	139	556,231.33	-	-	11	203,992.45	1	1,349.51	151	761,573.30
	May	137	535,947.82	-	-	11	204,156.02	1	1,362.94	149	741,466.78
	Jun	143	589,881.25	4	111.01	11	219,952.15	1	1,401.55	159	811,345.96
	Jul	142	629,876.40	6	200.26	11	237,095.19	1	1,435.12	160	868,606.97
	Aug	139	636,964.80	6	201.69	11	237,598.26	1	1,192.41	157	875,957.16
	Sep	138	627,842.20	8	434.09	11	235,115.93	1	1,188.38	158	864,580.60
	Oct	139	615,687.34	12	505.13	11	226,722.90	1	1,195.09	163	844,110.46
	Nov	141	602,462.85	12	574.13	11	221,230.46	1	1,201.81	165	825,469.24
	Dec	133	561,308.69	12	517.17	11	210,386.83	1	1,134.67	157	773,347.35

Trading value for unit trusts and mutual funds, 2012-2016

Year/Month	No. of trading days	Exchange Traded Funds (ETFs)		Leveraged and Inverse Products (L&I Products)		Real Estate Investment Trusts (REITs)		Others		Total		
		Turnover value (HK\$mil)	Average daily (HK\$mil)	Turnover value (HK\$mil)	Average daily (HK\$mil)	Turnover value (HK\$mil)	Average daily (HK\$mil)	Turnover value (HK\$mil)	Average daily (HK\$mil)	Turnover value (HK\$mil)	Average daily (HK\$mil)	
2012	247	522,080.01	2,113.68	-	-	67,149.34	271.86	306.09	1.24	589,535.44	2,386.78	
2013	244	903,133.23	3,701.37	-	-	82,357.57	337.53	196.30	0.80	985,687.09	4,039.70	
2014	247	1,167,677.02	4,727.44	-	-	67,418.97	272.95	267.87	1.08	1,235,363.86	5,001.47	
2015	247	2,170,959.42	8,789.31	-	-	82,027.60	332.10	1,103.51	4.47	2,254,090.52	9,125.87	
2016	245	1,011,412.89	4,128.22	505.32	2.06	91,086.25	371.78	109.31	0.45	1,103,113.77	4,502.51	
2016	Jan	20	126,375.15	6,318.76	-	-	6,815.41	340.77	11.16	0.56	133,201.72	6,660.09
	Feb	18	75,865.14	4,214.73	-	-	7,822.53	434.58	10.21	0.57	83,697.87	4,649.88
	Mar	21	102,472.82	4,879.66	-	-	7,030.46	334.78	18.90	0.90	109,522.18	5,215.34
	Apr	20	87,047.79	4,352.39	-	-	4,869.68	243.48	6.75	0.34	91,924.21	4,596.21
	May	21	85,165.63	4,055.51	-	-	4,665.91	222.19	7.64	0.36	89,839.18	4,278.06
	Jun	21	64,998.48	3,095.17	65.38	3.11	8,654.60	412.12	6.57	0.31	73,725.03	3,510.72
	Jul	20	68,498.76	3,424.94	46.19	2.31	8,659.07	432.95	11.14	0.56	77,215.15	3,860.76
	Aug	22	112,840.49	5,129.11	26.47	1.20	8,578.96	389.95	5.60	0.25	121,451.52	5,520.52
	Sep	21	87,969.74	4,189.04	80.34	3.83	8,678.91	413.28	6.34	0.30	96,735.33	4,606.44
	Oct	19	51,066.04	2,687.69	118.52	6.24	7,178.18	377.80	11.29	0.59	58,374.03	3,072.32
	Nov	22	78,374.94	3,562.50	99.26	4.51	10,439.21	474.51	8.68	0.39	88,922.09	4,041.91
	Dec	20	70,737.91	3,536.90	69.16	3.46	7,693.34	384.67	5.04	0.25	78,505.45	3,925.27

Notes: Trading in foreign currency unit trusts have been converted in HKD

Trading value and volume for NASDAQ stocks, 2012-2016

Year/month	No. of issues	No. of trading days	Value (HK\$)		Volume (shares)		Deals	
			Total	Average daily	Total	Average daily	Total	Average daily
2012	7	247	628,923	2,546	3,620	15	11	0
2013	7	244	381,110	1,562	2,780	11	13	0
2014	7	247	3,572,910	14,465	14,520	59	68	0
2015	6	247	695,040	2,814	4,190	17	22	0
2016	6	245	466,880	1,906	4,120	17	21	0
2016	Jan	6	20	-	-	-	-	-
	Feb	6	18	-	-	-	-	-
	Mar	6	21	39,000	1,857	390	19	1
	Apr	6	20	74,250	3,713	600	30	5
	May	6	21	-	-	-	-	-
	Jun	6	21	26,000	1,238	200	10	2
	Jul	6	20	276,650	13,833	2,350	118	8
	Aug	6	22	-	-	-	-	-
	Sep	6	21	17,080	813	90	4	2
	Oct	6	19	2,900	153	10	1	1
	Nov	6	22	-	-	-	-	-
	Dec	6	20	31,000	1,550	480	24	2

Trading value and volume for iShares, 2012-2016

Year/month	No. of issues	No. of trading days	Value (HK\$)		Volume (shares)		Deals	
			Total	Average daily	Total	Average daily	Total	Average daily
2012	2	247	-	-	-	-	-	-
2013	2	244	-	-	-	-	-	-
2014	2	247	13,897	56	150	1	1	0
2015	2	247	93,436	378	1,100	4	1	0
2016	2	245	-	-	-	-	-	-
2016	Jan	2	20	-	-	-	-	-
	Feb	2	18	-	-	-	-	-
	Mar	2	21	-	-	-	-	-
	Apr	2	20	-	-	-	-	-
	May	2	21	-	-	-	-	-
	Jun	2	21	-	-	-	-	-
	Jul	2	20	-	-	-	-	-
	Aug	2	22	-	-	-	-	-
	Sep	2	21	-	-	-	-	-
	Oct	2	19	-	-	-	-	-
	Nov	2	22	-	-	-	-	-
	Dec	2	20	-	-	-	-	-

Note: The exchange rate of HK\$7.8/US\$1 was used to calculate the equivalent value in Hong Kong dollars.

Turnover value on RMB listed securities products by type, 2012-2016

	Equities	ETFs						REITs	Debt securities	Derivative warrants	Total		
		Gold		Stock Index		Bond Index					(in RMB mil.)	(in HKD mil. Equiv.)	
		RQFII	Non-RQFII	RQFII	Non-RQFII	RQFII	Non-RQFII						
2012	139.73	-	45.36	12,673.02	-	-	-	2,782.71	42.69	6.59	15,690.10	19,207.15	
2013	186.45	-	15.12	20,993.53	-	-	68.65	1,810.98	33.29	401.70	23,509.73	29,347.77	
2014	119.91	-	15.01	23,209.31	-	665.29	30.78	2,914.85	20.47	7.98	26,983.60	33,638.48	
2015	100.02	-	9.98	32,940.15	32.26	859.49	23.20	1,945.09	15.10	4.37	35,929.65	44,049.72	
2016	59.07	-	18.93	8,664.35	309.43	138.22	8.72	2,331.38	352.89	-	11,883.00	13,795.04	
2016	Jan	3.96	-	0.84	1,721.96	4.36	27.78	1.29	148.55	1.27	-	1,910.02	2,239.08
	Feb	2.49	-	1.18	1,180.78	0.94	64.31	0.15	102.85	0.27	-	1,352.96	1,591.51
	Mar	3.08	-	1.10	1,075.85	0.59	3.75	0.23	133.48	0.46	-	1,218.53	1,437.08
	Apr	6.81	-	2.60	818.44	7.68	2.03	0.28	107.15	0.43	-	945.42	1,120.87
	May	2.71	-	0.22	478.81	10.66	22.48	-	130.94	0.32	-	646.15	761.58
	Jun	1.94	-	3.51	664.25	23.14	3.64	-	143.83	74.66	-	914.97	1,066.33
	Jul	6.26	-	1.78	607.91	28.69	1.61	0.47	196.24	1.33	-	844.30	970.31
	Aug	10.48	-	1.21	634.78	21.62	6.40	0.20	381.83	74.73	-	1,131.27	1,305.78
	Sep	7.06	-	2.39	341.77	34.40	1.20	0.22	296.32	63.85	-	747.21	859.22
	Oct	8.90	-	1.33	362.58	34.72	1.64	0.16	209.06	52.44	-	670.84	765.54
	Nov	2.38	-	1.72	397.31	78.84	1.61	0.68	307.90	62.89	-	853.32	958.49
	Dec	3.00	-	1.04	379.91	63.79	1.75	5.05	173.24	20.24	-	648.01	719.26

RMB-denominated ETFs tracking A-share indices issued under RMB Qualified Foreign Institutional Investors (RQFII) quota (RQFII A-share ETFs)

List of listed RMB securities products

End of 2016

Code	Securities	Type	Listing date	First trading date
86001	Asian Development Bank 2.85% CNY Notes 2020	Debt securities	2010/10/22	2010/10/22
87001	Hui Xian Real Estate Investment Trust	REIT	2011/04/29	2011/04/29
86014	Agricultural Development Bank of China 3.50% CNY Bonds 2017	Debt securities	2012/01/18	2012/01/18
83168	Hang Seng RMB Gold ETF	ETF	2012/02/14	2012/02/14
86020	China Baowu Steel Group Corporation Ltd. 4.15% CNY Bonds 2017	Debt securities	2012/03/01	2012/03/01
86027	Agricultural Development Bank of China 3.35% CNY Bonds 2017	Debt securities	2012/06/25	2012/06/25
86602	Ministry of Finance of the PRC 2.56% CNY Bonds 2017	Debt securities	2012/07/03	2012/07/03
86603	Ministry of Finance of the PRC 2.65% CNY Bonds 2019	Debt securities	2012/07/03	2012/07/03
86604	Ministry of Finance of the PRC 3.1% CNY Bonds 2022	Debt securities	2012/07/03	2012/07/03
86605	Ministry of Finance of the PRC 3.48% CNY Bonds 2027	Debt securities	2012/07/03	2012/07/03
83188	*# ChinaAMC CSI 300 Index ETF	ETF	2012/07/17	2012/07/17
85903	China Development Bank Corporation 3.45% CNY Bonds 2017	Debt securities	2012/08/03	2012/08/03
85904	China Development Bank Corporation 4.20% CNY Bonds 2027	Debt securities	2012/08/03	2012/08/03
85905	China Development Bank Corporation 4.30% CNY Bonds 2032	Debt securities	2012/08/03	2012/08/03
83100	*# E Fund CSI 100 A-Share Index ETF	ETF	2012/08/27	2012/08/27
82822	*# CSOP FTSE China A50 ETF	ETF	2012/08/28	2012/08/28
83118	*# Harvest MSCI China A Index ETF	ETF	2012/10/12	2012/10/12
80737	*^ Hopewell Highway Infrastructure Ltd.	Equity	2012/10/29	2012/10/29
85912	Oversea-Chinese Banking Corporation Ltd. 3.5% CNY Notes 2020	Debt securities	2013/02/06	2013/02/06
85914	New World China Land Ltd. 5.50% CNY Bonds 2018	Debt securities	2013/02/07	2013/02/07
85917	Dorsett Hospitality International Ltd. 6% CNY Bonds 2018	Debt securities	2013/04/05	2013/04/05
85918	Asia Standard Int'l Group Ltd. 6.5% Senior CNY Notes 2018	Debt securities	2013/04/18	2013/04/18
85920	Lai Fung Holdings Ltd. 6.875% Senior CNY Notes 2018	Debt securities	2013/04/26	2013/04/26
85923	I.T Ltd. 6.25% Senior CNY Notes 2018	Debt securities	2013/05/16	2013/05/16
83136	*# Harvest MSCI China A 50 Index ETF	ETF	2013/06/06	2013/06/06
83139	* iShares RMB Bond Index ETF	ETF	2013/06/18	2013/06/18
86608	Ministry of Finance of the PRC 3.02% CNY Bonds 2018	Debt securities	2013/06/28	2013/06/28
86609	Ministry of Finance of the PRC 3.09% CNY Bonds 2020	Debt securities	2013/06/28	2013/06/28
86610	Ministry of Finance of the PRC 3.16% CNY Bonds 2023	Debt securities	2013/06/28	2013/06/28
86611	Ministry of Finance of the PRC 3.60% CNY Bonds 2028	Debt securities	2013/06/28	2013/06/28
86612	Ministry of Finance of the PRC 3.95% CNY Bonds 2043	Debt securities	2013/06/28	2013/06/28
83008	*# C-Shares CSI 300 Index ETF	ETF	2013/07/08	2013/07/08
85928	Swire Pacific MTN Financing Ltd. 3.9% Guar. CNY Notes 2023	Debt securities	2013/07/23	2013/07/23
85930	Swire Pacific MTN Financing Ltd. 4% Guar. CNY Notes Aug 2023	Debt securities	2013/08/22	2013/08/22
83180	*# ChinaAMC CES China A80 Index ETF	ETF	2013/08/26	2013/08/26
85931	Swire Pacific MTN Financing Ltd. 4% Guar. CNY Notes Sep 2023	Debt securities	2013/09/10	2013/09/10
83137	*# CSOP CES China A80 ETF	ETF	2013/09/23	2013/09/23
83120	*# E Fund CES China 120 Index ETF	ETF	2013/10/21	2013/10/21
85933	China Development Bank Corporation 3.6% CNY Notes 2018	Debt securities	2013/11/14	2013/11/14
85934	China Development Bank Corporation 4.5% CNY Notes 2028	Debt securities	2013/11/14	2013/11/14
86614	Ministry of Finance of the PRC 3.09% CNY Bonds 2018	Debt securities	2013/11/25	2013/11/25
83128	*# Hang Seng China A Industry Top Index ETF	ETF	2013/11/26	2013/11/26
83081	* Value Gold ETF	ETF	2013/11/29	2013/11/29
85936	Bestgain Real Estate Lyra Ltd. 4.5% Guaranteed CNY Notes 2018	Debt securities	2013/12/05	2013/12/05
82832	*# Boseria FTSE China A50 Index ETF	ETF	2013/12/09	2013/12/09
85939	Kunzhi Ltd. 5.875% Guaranteed CNY Bonds 2017	Debt securities	2014/01/16	2014/01/16
85940	China Electronics Corp Holdings Co. Ltd. 4.7% CNY Bonds 2017	Debt securities	2014/01/17	2014/01/17
85942	Bank of China Ltd. 3.45% CNY Notes 2017	Debt securities	2014/01/17	2014/01/17
85943	Agricultural Development Bank of China 3.28% CNY Bonds 2017	Debt securities	2014/01/17	2014/01/17
85944	Starway Assets Enterprises Inc. 4.1% Guar. CNY Bonds 2017	Debt securities	2014/01/23	2014/01/23
85945	Greenland Hong Kong Holdings Ltd. 5.5% CNY Bonds 2018	Debt securities	2014/01/24	2014/01/24
85946	Universal Number One Co Ltd 5.7% Guar. Secured CNY Bonds 2017	Debt securities	2014/01/30	2014/01/30
85947	Central Plaza Development Ltd. 5.75% Guar. CNY Notes 2017	Debt securities	2014/02/18	2014/02/18
85948	Central Plaza Development Ltd. 6.875% Guar. CNY Notes 2019	Debt securities	2014/02/18	2014/02/18
83199	*# CSOP China 5-Year Treasury Bond ETF	ETF	2014/02/19	2014/02/19
85949	China CITIC Bank Corporation Ltd. 4.125% CNY Bonds 2017	Debt securities	2014/02/28	2014/02/28
85950	Agile Group Holdings Ltd. 6.5% Senior CNY Notes 2017	Debt securities	2014/03/03	2014/03/03
82811	*# Haitong CSI300 Index ETF	ETF	2014/03/07	2014/03/07
82808	*# E Fund Citi Chinese Government Bond 5-10 Years Index ETF	ETF	2014/03/14	2014/03/14
85955	ICBC, Sydney Branch 4.2% CNY Notes 2024	Debt securities	2014/03/20	2014/03/20
85951	China Development Bank Corporation 3.35% CNY Notes 2017	Debt securities	2014/03/21	2014/03/21
85956	AVIC Int'l Finance & Investment Ltd. 4.8% CNY Bonds 2017	Debt securities	2014/04/11	2014/04/11
85957	China Merchants Bank Co., Ltd. 4.10% CNY Bonds 2017	Debt securities	2014/04/11	2014/04/11
85958	China Unicom (Hong Kong) Ltd. 4% Senior CNY Notes 2017	Debt securities	2014/04/17	2014/04/17
85959	Guosen Securities (Overseas) Co. Ltd. 6.4% CNY Bonds 2017	Debt securities	2014/04/25	2014/04/25
83107	*# C-Shares CSI Consumer Staples Index ETF	ETF	2014/05/12	2014/05/12
83132	*# C-Shares CSI Healthcare Index ETF	ETF	2014/05/12	2014/05/12
85960	China Power International Dev Ltd. 4.5% CNY Bonds 2017	Debt securities	2014/05/12	2014/05/12
85961	Ch Chengtong Dev Group Ltd. 4% Credit Enhanced CNY Bonds 2017	Debt securities	2014/05/12	2014/05/12
85965	Sinochem Offshore Cap Co. Ltd. 3.55% Senior Guar. CNY N2017	Debt securities	2014/05/14	2014/05/14
85963	The Export-Import Bank of China 3.65% CNY Bonds 2019	Debt securities	2014/05/15	2014/05/15
85964	The Export-Import Bank of China 4.40% CNY Bonds 2024	Debt securities	2014/05/15	2014/05/15
85966	Rizhao Port (HK) Co.Ltd.4.25% Credit Enhanced CNY Bonds 2017	Debt securities	2014/05/16	2014/05/16
85967	Power Construction Corporation of China 4.2% CNY Notes 2017	Debt securities	2014/05/16	2014/05/16
85969	Shanghai Pudong Dev Bank Co., Ltd. 4.08% CNY Bonds 2017	Debt securities	2014/05/23	2014/05/23
85970	Sure Best Management Ltd. 4.75% Guaranteed CNY Notes 2017	Debt securities	2014/05/23	2014/05/23
86616	Ministry of Finance of the PRC 2.53% CNY Bonds 2017	Debt securities	2014/05/23	2014/05/23
86617	Ministry of Finance of the PRC 3.25% CNY Bonds 2019	Debt securities	2014/05/23	2014/05/23
86618	Ministry of Finance of the PRC 3.80% CNY Bonds 2021	Debt securities	2014/05/23	2014/05/23
86619	Ministry of Finance of the PRC 4.00% CNY Bonds 2024	Debt securities	2014/05/23	2014/05/23
86620	Ministry of Finance of the PRC 4.29% CNY Bonds 2029	Debt securities	2014/05/23	2014/05/23
86621	Ministry of Finance of the PRC 4.50% CNY Bonds 2034	Debt securities	2014/05/23	2014/05/23
85971	Unican Ltd. 5.80% Guaranteed CNY Notes 2017	Debt securities	2014/06/03	2014/06/03
85972	Maikun Investment Co., Ltd. 4.5% Guaranteed CNY Notes 2017	Debt securities	2014/06/09	2014/06/09
85973	Sinotrans Sailing Ltd. 4.5% CNY Bonds 2017	Debt securities	2014/06/11	2014/06/11
85974	Soar Rise Ltd. 4.375% Credit Enhanced CNY Bonds 2017	Debt securities	2014/06/16	2014/06/16
85975	China Minmetals Corporation 4.25% CNY Bonds 2017	Debt securities	2014/06/17	2014/06/17

List of listed RMB securities products (continued)

End of 2016

Code	Securities	Type	Listing date	First trading date
85976	HK Huafa Invest Hldgs Co. Ltd.4.25%Credit Enhanced CNY B2017	Debt securities	2014/06/19	2014/06/19
85977	Beijing Capital (Hong Kong) Ltd. 4.70% CNY Bonds 2017	Debt securities	2014/06/23	2014/06/23
85979	Eastern Creation II Invest Hldgs Ltd. 3.75% Guar. CNY N2017	Debt securities	2014/06/30	2014/06/30
85980	Hua Xia Bank Co., Ltd. 4.95% CNY Bonds 2017	Debt securities	2014/07/02	2014/07/02
85981	Hang Seng Bank (China) Ltd. 3.25% CNY Notes 2017	Debt securities	2014/07/04	2014/07/04
85982	China City Construction (Int'l) Co., Ltd.5.35% CNY Bonds 2017	Debt securities	2014/07/04	2014/07/04
85983	Times Property Holdings Ltd. 10.375% Senior CNY Notes 2017	Debt securities	2014/07/17	2014/07/17
85984	Jinchuan Group Co., Ltd. 4.75% CNY Bonds 2017	Debt securities	2014/07/18	2014/07/18
85985	ITNL International Pte. Ltd. 8.00% CNY Bonds 2017	Debt securities	2014/07/18	2014/07/18
85986	Lai Sun Garment Int'l Fin (2014) 7.7% Secured Guar.CNY N2018	Debt securities	2014/07/25	2014/07/25
85988	Yieldking Investment Ltd. 5.15% Guaranteed CNY Bonds 2017	Debt securities	2014/08/01	2014/08/01
85989	China Development Bank Corporation 4.35% CNY Notes 2024	Debt securities	2014/08/07	2014/08/07
85990	Sinochem Offshore Cap Co. Ltd. 4.00% Senior Guar. CNY N2021	Debt securities	2014/09/11	2014/09/11
85991	Zhongtai Int'l Finance (BVI) Co. Ltd. 6.25% Senior CNY B2017	Debt securities	2014/09/11	2014/09/11
85993	Charter Style International Ltd. 5.80% Guar. CNY Bonds 2024	Debt securities	2014/09/16	2014/09/16
85994	Unican Ltd. 5.60% Guaranteed CNY Notes 2017	Debt securities	2014/09/19	2014/09/19
83127	Mirae Asset Horizons CSI 300 ETF	ETF	2014/09/26	2014/09/26
85995	Bohai General Capital Ltd. 6.40% Guaranteed CNY Bonds 2017	Debt securities	2014/10/17	2014/10/17
85996	Yunnan Energy Investment (Overseas) Co. Ltd. 5.50% CNY B2017	Debt securities	2014/10/22	2014/10/22
85998	China Construction Bank Corp Tier 2 Dated Capital CNY B2024	Debt securities	2014/11/13	2014/11/13
85700	China Construction Bank (Asia) Corp Ltd.3.95% CNY Notes 2021	Debt securities	2014/11/19	2014/11/19
85701	China Construction Bank (Asia) Corp Ltd.4.08% CNY Notes 2024	Debt securities	2014/11/19	2014/11/19
86000	China Construction Bank (Asia) Corp Ltd.3.75% CNY Notes 2019	Debt securities	2014/11/19	2014/11/19
85702	Ch High Speed Transmission Equip Group 8.30% Guar. CNY B2017	Debt securities	2014/11/20	2014/11/20
85703	Wanhua Chemical Int'l Holding Co., Ltd.4.50% Guar. CNY B2017	Debt securities	2014/11/20	2014/11/20
85704	Ch Singyes Solar Tech Holdings Ltd. 7.875% Senior CNY N2017	Debt securities	2014/11/24	2014/11/24
86622	Ministry of Finance of the PRC 2.74% CNY Bonds 2017	Debt securities	2014/11/24	2014/11/24
86623	Ministry of Finance of the PRC 3.00% CNY Bonds 2019	Debt securities	2014/11/24	2014/11/24
86624	Ministry of Finance of the PRC 3.38% CNY Bonds 2024	Debt securities	2014/11/24	2014/11/24
85705	Orient Hongsheng Ltd. 6.50% Guaranteed CNY Bonds 2017	Debt securities	2014/11/27	2014/11/27
85706	Yufu Eternity Ltd. 5.625% Guaranteed CNY Notes 2017	Debt securities	2014/11/27	2014/11/27
84602	ICBC RMB 6.00% Non-Cum, Non-Part, Perpetual Offshore PrefShs	Equity	2014/12/11	2014/12/11
85708	Zhuhai Da Heng Qin Invest 4.75% Credit Enhanced CNY B2017	Debt securities	2014/12/12	2014/12/12
85709	Golden Wheel Tiandi Holdings Co Ltd. 10.80% Senior CNY N2017	Debt securities	2014/12/17	2014/12/17
85710	Jingneng Clean Energy Invest 4.30% Senior Guar CNY B2017	Debt securities	2014/12/24	2014/12/24
83122	CSOP China Ultra Short-Term Bond ETF	ETF	2015/01/20	2015/01/20
85711	Asia Pacific Ports Dev Co. 4.50% Credit Enhanced CNY B2018	Debt securities	2015/02/18	2015/02/18
85712	Haitong International Securities Group Ltd. 4.50% CNY N2018	Debt securities	2015/02/27	2015/02/27
85713	Golden Bauhinia Investment Hldgs 6.50% Guar. CNY Bonds 2018	Debt securities	2015/03/06	2015/03/06
83095	Value China A-Share ETF	ETF	2015/03/24	2015/03/24
85714	Shenzhen Qianhai Fin Hldgs 4.55% Credit Enhanced CNY B2017	Debt securities	2015/04/29	2015/04/29
85715	China New Town Finance I Ltd. 5.50% Senior Guar. CNY N2018	Debt securities	2015/05/07	2015/05/07
83147	CSOP SZSE ChiNext ETF	ETF	2015/05/15	2015/05/15
83150	Harvest CSI Smallcap 500 Index ETF	ETF	2015/05/21	2015/05/21
86626	Ministry of Finance of the PRC 2.80% CNY Bonds 2018	Debt securities	2015/05/22	2015/05/22
86627	Ministry of Finance of the PRC 3.00% CNY Bonds 2020	Debt securities	2015/05/22	2015/05/22
86628	Ministry of Finance of the PRC 3.36% CNY Bonds 2022	Debt securities	2015/05/22	2015/05/22
86629	Ministry of Finance of the PRC 3.39% CNY Bonds 2025	Debt securities	2015/05/22	2015/05/22
86630	Ministry of Finance of the PRC 3.60% CNY Bonds 2030	Debt securities	2015/05/22	2015/05/22
86631	Ministry of Finance of the PRC 4.10% CNY Bonds 2045	Debt securities	2015/05/22	2015/05/22
85716	Southwest Securities Int'l Securities Ltd. 6.45% CNY B2018	Debt securities	2015/05/29	2015/05/29
85717	Lenovo Group Ltd. 4.95% CNY Notes 2020	Debt securities	2015/06/10	2015/06/10
85718	Unican Ltd. 5.15% Guaranteed CNY Notes 2018	Debt securities	2015/07/03	2015/07/03
83156	GFI MSCI China A International ETF	ETF	2015/07/29	2015/07/29
85719	Rosy Capital Global Ltd. 5.25% Guaranteed CNY Notes 2018	Debt securities	2015/07/31	2015/07/31
85720	HNA Tourism Finance Ltd. 9.25% Guaranteed CNY Notes 2017	Debt securities	2015/08/13	2015/08/13
82828	Hang Seng H-Share Index ETF	ETF	2015/09/04	2015/09/04
82833	Hang Seng Index ETF	ETF	2015/09/04	2015/09/04
83129	CSOP China CSI 300 Smart ETF	ETF	2015/10/23	2015/10/23
83149	CSOP MSCI China A International ETF	ETF	2015/11/26	2015/11/26
85721	Huarui Investment Holding Co Ltd 5.25% Guar.CNY Bonds 2018	Debt securities	2015/11/27	2015/11/27
85722	China Construction Bank (Asia) Corp Ltd.4.00% CNY Notes 2017	Debt securities	2015/11/27	2015/11/27
86632	Ministry of Finance of the PRC 3.29% CNY Bonds 2018	Debt securities	2015/12/01	2015/12/01
86633	Ministry of Finance of the PRC 3.40% CNY Bonds 2020	Debt securities	2015/12/01	2015/12/01
86634	Ministry of Finance of the PRC 3.31% CNY Bonds 2025	Debt securities	2015/12/01	2015/12/01
86635	Ministry of Finance of the PRC 4.00% CNY Bonds 2035	Debt securities	2015/12/01	2015/12/01
86636	Ministry of Finance of the PRC 3.45% CNY Bonds 2017	Debt securities	2015/12/21	2015/12/21
85723	Charming Light Investments Ltd. 5.50% CNY Notes 2025	Debt securities	2015/12/30	2015/12/30
83162	iShares MSCI China A International Index ETF	ETF	2016/01/28	2016/01/28
83012	AMUNDI Hang Seng HK 35 Index ETF	ETF	2016/04/12	2016/04/12
82834	iShares NASDAQ 100 Index ETF	ETF	2016/06/29	2016/06/29
82847	iShares FTSE 100 Index ETF	ETF	2016/06/29	2016/06/29
83074	iShares Core MSCI Taiwan Index ETF	ETF	2016/06/29	2016/06/29
83146	iShares DAX Index ETF	ETF	2016/06/29	2016/06/29
83155	iShares EURO STOXX 50 Index ETF	ETF	2016/06/29	2016/06/29
83170	iShares Core KOSPI 200 Index ETF	ETF	2016/06/29	2016/06/29
86637	Ministry of Finance of the PRC 2.90% CNY Bonds 2019	Debt securities	2016/07/05	2016/07/05
86638	Ministry of Finance of the PRC 3.25% CNY Bonds 2021	Debt securities	2016/07/05	2016/07/05
86639	Ministry of Finance of the PRC 3.30% CNY Bonds 2023	Debt securities	2016/07/05	2016/07/05
86640	Ministry of Finance of the PRC 3.38% CNY Bonds 2026	Debt securities	2016/07/05	2016/07/05
86641	Ministry of Finance of the PRC 3.90% CNY Bonds 2036	Debt securities	2016/07/05	2016/07/05
85724	Bank of China Ltd, New York Branch 3.60% CNY Notes 2018	Debt securities	2016/07/13	2016/07/13
82836	iShares Core S&P BSE SENSEX India Index ETF	ETF	2016/10/14	2016/10/14
83010	iShares Core MSCI AC Asia ex Japan Index ETF	ETF	2016/10/14	2016/10/14
82843	AMUNDI FTSE China A50 Index ETF	ETF	2016/10/31	2016/10/31
85725	CNI Capital Ltd. 4.30% Guaranteed CNY Bonds 2019	Debt securities	2016/11/14	2016/11/14
83115	iShares Core Hang Seng Index ETF	ETF	2016/11/23	2016/11/23

List of listed RMB securities products *(continued)*

End of 2016

Code	Securities	Type	Listing date	First trading date
86642	Ministry of Finance of the PRC 3.40% CNY Bonds 2019	Debt securities	2016/12/13	2016/12/13
86643	Ministry of Finance of the PRC 3.55% CNY Bonds 2021	Debt securities	2016/12/13	2016/12/13
86644	Ministry of Finance of the PRC 3.85% CNY Bonds 2026	Debt securities	2016/12/13	2016/12/13
86645	Ministry of Finance of the PRC 4.15% CNY Bonds 2031	Debt securities	2016/12/13	2016/12/13
86646	Ministry of Finance of the PRC 4.40% CNY Bonds 2046	Debt securities	2016/12/13	2016/12/13

* Securities traded in multiple counters for RMB and HKD

** Securities traded in multiple counters for RMB, HKD and USD

RQFII A-share ETF

^ First listed on 6 August 2003 and traded in HKD on counter 737

Trading value and number of deal, 2014-2016

		SouthBound							
		Trading Value				Number of deals			
		Buy		Sell		Buy		Sell	
Year/Month	No. of trading days	Total (HK\$mil)	Average daily	Total (HK\$mil)	Average daily	Total	Average daily	Total	Average daily
2014	28	19,579.59	699.27	6,431.41	229.69	347,854	12,423	120,767	4,313
2015	229	452,438.92	1,975.72	325,261.90	1,420.36	6,850,305	29,914	4,840,021	21,135
2016	228	533,016.40	2,337.79	293,759.44	1,288.42	8,371,997	36,719	5,221,326	22,900
2016	Jan	35,454.06	1,772.70	16,716.33	835.82	635,777	31,788	357,478	17,873
	Feb	18,349.44	1,310.67	9,757.55	696.97	402,146	28,724	238,630	17,045
	Mar	28,523.76	1,358.27	21,918.07	1,043.72	535,074	25,479	475,561	22,645
	Apr	22,333.80	1,116.69	20,376.67	1,018.83	469,211	23,460	374,509	18,725
	May	38,887.25	1,851.77	12,081.37	575.30	681,048	32,430	267,125	12,720
	Jun	58,135.02	3,229.72	14,183.63	787.98	850,808	47,267	301,906	16,772
	Jul	33,828.67	1,691.43	24,059.26	1,202.96	603,718	30,185	454,761	22,738
	Aug	56,820.08	2,582.73	34,086.25	1,549.37	752,197	34,190	621,465	28,248
	Sep	93,178.28	5,823.64	34,195.80	2,137.24	882,254	55,140	475,753	29,734
	Oct	29,015.73	2,072.55	24,872.73	1,776.62	581,847	41,560	386,183	27,584
	Nov	60,090.23	2,731.37	40,849.64	1,856.80	1,133,552	51,525	630,636	28,665
	Dec	58,400.07	2,920.00	40,662.15	2,033.11	844,365	42,218	637,319	31,865

		NorthBound							
		Trading Value				Number of deals			
		Buy		Sell		Buy		Sell	
Year/Month	No. of trading days	Total (RMB mil)	Average daily	Total (RMB mil)	Average daily	Total	Average daily	Total	Average daily
2014	30	118,041.13	3,934.70	49,470.69	1,649.02	2,545,005	84,833	1,065,810	35,527
2015	231	744,796.27	3,224.23	726,267.71	3,144.02	20,928,419	90,599	21,946,861	95,008
2016	232	395,391.98	1,704.28	349,880.94	1,508.11	16,976,916	73,176	14,608,276	62,966
2016	Jan	33,685.22	1,684.26	30,087.71	1,504.39	1,571,049	78,552	1,457,911	72,895
	Feb	22,061.73	1,378.86	22,061.44	1,378.84	1,107,517	69,219	1,176,939	73,558
	Mar	47,007.35	2,350.37	36,180.92	1,809.05	2,036,919	101,845	1,439,348	71,967
	Apr	30,427.15	1,521.36	28,297.99	1,414.90	1,598,223	79,911	1,215,733	60,786
	May	24,172.02	1,151.05	20,308.91	967.09	1,216,525	57,929	1,090,301	51,919
	Jun	27,822.37	1,464.34	25,472.64	1,340.67	1,227,931	64,627	934,861	49,203
	Jul	33,324.24	1,666.21	24,575.74	1,228.79	1,353,939	67,696	988,627	49,431
	Aug	42,232.35	1,919.65	27,315.33	1,241.61	1,682,132	76,460	1,096,148	49,824
	Sep	29,697.65	1,563.03	31,067.52	1,635.13	1,102,832	58,043	1,135,162	59,745
	Oct	23,587.65	1,684.83	19,815.63	1,415.40	929,378	66,384	761,747	54,410
	Nov	44,596.02	2,027.09	39,469.26	1,794.06	1,534,382	69,744	1,389,942	63,179
	Dec	36,778.23	1,935.70	45,227.84	2,380.41	1,616,089	85,057	1,921,557	101,134

20 most active stocks (northbound) (in dollars)

Rank	Stock Code	Stock Name	Buy Trades (RMB mil)	Sell Trades (RMB mil)	Turnover (Buy + Sell Trades) (RMB mil)	% of Northbound Total
1	600519	KWEICHOW MOUTAI	22,494.23	19,591.97	42,086.21	5.65
2	601318	PING AN INSURANCE	18,876.36	17,704.80	36,581.16	4.91
3	600030	CITIC SECURITIES	11,881.03	10,916.58	22,797.61	3.06
4	600016	CHINA MINSHENG BANKING	9,020.33	9,359.18	18,379.51	2.47
5	601166	INDUSTRIAL BANK	8,378.58	8,110.67	16,489.25	2.21
6	600887	INNER MONGOLIA YILI INDUSTRIAL	8,760.95	7,514.02	16,274.96	2.18
7	601668	CHINA STATE CONSTRUCTION ENGINEERING	7,753.52	7,465.26	15,218.79	2.04
8	600036	CHINA MERCHANTS BANK	7,292.41	6,865.59	14,158.01	1.90
9	600104	SAIC MOTOR	7,376.25	6,626.21	14,002.46	1.88
10	600276	JIANGSU HENGRUI MEDICINE	7,878.69	4,558.86	12,437.55	1.67
11	600585	ANHUI CONCH CEMENT	7,708.41	4,280.89	11,989.30	1.61
12	600009	SHANGHAI INTERNATIONAL AIRPORT	6,699.67	5,036.63	11,736.30	1.57
13	600000	SHANGHAI PUDONG DEVELOPMENT BANK	5,812.92	5,726.82	11,539.74	1.55
14	600066	ZHENGZHOU YUTONG BUS	5,283.13	4,944.87	10,227.99	1.37
15	600837	HAITONG SECURITIES	4,993.07	4,985.87	9,978.94	1.34
16	601328	BANK OF COMMUNICATIONS	4,447.47	3,845.00	8,292.47	1.11
17	601398	INDUSTRIAL AND COMMERCIAL BANK OF CHINA	4,447.85	3,755.67	8,203.53	1.10
18	600028	CHINA PETROLEUM AND CHEMICAL	4,718.43	3,307.38	8,025.81	1.08
19	600900	CHINA YANGTZE POWER	4,875.48	2,928.30	7,803.78	1.05
20	601601	CHINA PACIFIC INSURANCE	3,280.02	4,307.64	7,587.66	1.02
Total			161,978.82	141,832.22	303,811.03	40.77
Northbound Total			395,391.98	349,880.94	745,272.91	100.00

20 most active stocks (southbound) (in dollars)

Rank	Stock Code	Stock Name	Buy Trades (HK\$mil)	Sell Trades (HK\$mil)	Turnover (Buy + Sell Trades) (HK\$mil)	% of Southbound Total
1	00939	CCB	58,120.92	8,478.77	66,599.69	8.06
2	00005	HSBC HOLDINGS	39,992.53	17,838.02	57,830.55	6.99
3	01398	ICBC	30,957.45	10,089.05	41,046.50	4.96
4	00700	TENCENT	18,792.87	11,401.18	30,194.05	3.65
5	02318	PING AN	11,767.94	10,030.89	21,798.83	2.64
6	03988	BANK OF CHINA	13,823.65	5,011.15	18,834.80	2.28
7	01288	ABC	10,198.51	4,573.79	14,772.30	1.79
8	00175	GEELY AUTO	8,786.59	3,975.03	12,761.62	1.54
9	00998	CITIC BANK	8,262.93	4,304.80	12,567.73	1.52
10	03968	CM BANK	8,946.38	3,418.83	12,365.22	1.50
11	01359	CHINA CINDA	5,627.78	3,515.77	9,143.55	1.11
12	01918	SUNAC	5,436.10	3,068.09	8,504.19	1.03
13	02238	GAC GROUP	5,021.81	3,350.12	8,371.93	1.01
14	00902	HUANENG POWER	5,238.73	2,829.70	8,068.43	0.98
15	00386	SINOPEC CORP	4,791.18	3,135.96	7,927.14	0.96
16	00656	FOSUN INTL	4,593.01	3,324.35	7,917.36	0.96
17	01088	CHINA SHENHUA	4,261.08	3,243.94	7,505.01	0.91
18	00857	PETROCHINA	4,434.20	2,928.06	7,362.26	0.89
19	00388	HKEX	3,626.53	3,579.92	7,206.46	0.87
20	03328	BANKCOMM	4,502.15	2,587.29	7,089.44	0.86
Total			257,182.34	110,684.72	367,867.05	44.49
Southbound Total			533,016.40	293,759.44	826,775.84	100.00

Trading value and number of deal, 2016

Year/Month		No. of trading day	SouthBound							
			Trading Value				Number of deals			
			Buy		Sell		Buy		Sell	
			Total (HK mil)	Average daily	Total (HK mil)	Average daily	Total	Average daily	Total	Average daily
2016		18	7,942.88	441.27	1,221.49	67.86	228,734	12,707	35,990	1,999
2016	Dec	18	7,942.88	441.27	1,221.49	67.86	228,734	12,707	35,990	1,999

Year/Month		No. of trading day	NorthBound							
			Trading Value				Number of deals			
			Buy		Sell		Buy		Sell	
			Total (RMB mil)	Average daily	Total (RMB mil)	Average daily	Total	Average daily	Total	Average daily
2016		17	20,679.36	1,216.43	5,511.07	324.18	837,645	49,273	271,263	15,956
2016	Dec	17	20,679.36	1,216.43	5,511.07	324.18	837,645	49,273	271,263	15,956

20 most active stocks (northbound) (in dollars)

Rank	Stock Code	Stock Name	Buy Trades (RMB mil)	Sell Trades (RMB mil)	Turnover (Buy + Sell Trades) (RMB mil)	% of Northbound Total
1	000651	GREE ELECTRIC APPLIANCES INC OF ZHUHAI	3,962.08	283.35	4,245.43	16.21
2	000333	MIDEA GROUP	1,983.22	446.86	2,430.09	9.28
3	000858	WULIANGYE YIBIN	1,187.90	124.27	1,312.17	5.01
4	002304	JIANGSU YANGHE BREWERY JOINT-STOCK	826.29	74.00	900.28	3.44
5	002415	HANGZHOU HIKVISION DIGITAL TECHNOLOGY	744.02	90.27	834.28	3.19
6	000338	WEICHAI POWER	407.17	104.74	511.90	1.95
7	000001	PING AN BANK	279.41	205.25	484.67	1.85
8	002143	DMG ENTERTAINMENT AND MEDIA	340.32	138.21	478.53	1.83
9	000002	CHINA VANKE	186.62	110.40	297.02	1.13
10	000983	SHANXI XISHAN COAL AND ELEC POWER	193.66	82.17	275.83	1.05
11	300072	BEIJING SANJU ENV PROTECTION	146.73	125.24	271.97	1.04
12	002544	GCI SCIENCE AND TECHNOLOGY	247.79	8.29	256.08	0.98
13	000776	GF SECURITIES	156.12	74.86	230.98	0.88
14	002466	TIANQI LITHIUM CORP	135.58	93.04	228.62	0.87
15	300017	WANGSU SCIENCE AND TECHNOLOGY	201.19	20.31	221.49	0.85
16	002299	FUJIAN SUNNER DEVELOPMENT	179.24	41.57	220.81	0.84
17	000060	SHENZHEN ZHONGJIN LINGNAN NONFEMET	185.50	33.05	218.55	0.83
18	002508	HANGZHOU ROBAM APPLIANCES	213.42	4.42	217.84	0.83
19	001979	CHINA MERCHANTS SHEKOU INDUSTRIAL ZONE	160.63	55.27	215.90	0.82
20	000157	ZOOMLION HEAVY INDUSTRY SCI AND TECH	198.94	15.35	214.29	0.82
Total			11,935.83	2,130.92	14,066.75	53.71
Northbound Total			20,679.36	5,511.07	26,190.43	100.00

20 most active stocks (southbound) (in dollars)

Rank	Stock Code	Stock Name	Buy Trades (HK\$mil)	Sell Trades (HK\$mil)	Turnover (Buy + Sell Trades) (HK\$mil)	% of Southbound Total
1	00607	FULLSHARE	789.75	24.93	814.67	8.89
2	01211	BYD COMPANY	387.63	40.80	428.43	4.67
3	00658	C TRANSMISSION	404.26	12.15	416.41	4.54
4	00763	ZTE	322.25	22.85	345.09	3.77
5	00354	CHINASOFT INT'L	286.31	29.04	315.35	3.44
6	02208	GOLDWIND	278.24	14.59	292.83	3.20
7	00700	TENCENT	238.46	48.32	286.79	3.13
8	01315	VISION FAME	156.81	18.01	174.82	1.91
9	02369	COOLPAD GROUP	107.23	52.23	159.46	1.74
10	03933	UNITED LAB	133.22	15.98	149.20	1.63
11	01378	CHINAHONGQIAO	126.99	8.74	135.72	1.48
12	00175	GEELY AUTO	112.85	19.40	132.26	1.44
13	01812	CHENMING PAPER	103.24	25.98	129.22	1.41
14	02202	CHINA VANKE	114.78	11.17	125.95	1.37
15	00939	CCB	80.78	44.32	125.10	1.37
16	00816	HUADIAN FUXIN	108.27	8.85	117.12	1.28
17	01236	NATIONAL AGRI	105.00	9.53	114.53	1.25
18	02666	UNI MEDICAL	77.29	16.14	93.43	1.02
19	00753	AIR CHINA	89.01	0.44	89.45	0.98
20	03788	CHINA HANKING	54.98	24.71	79.69	0.87
Total			4,077.35	448.20	4,525.54	49.38
Southbound Total			7,942.88	1,221.49	9,164.38	100.00

Stock trading value, 1970-2016

HK\$mil

Year	Whole year value	No. of trading days	Average daily	High day (*)		Low day (*)	
				Value	Date	Value	Date
1970	6,056.13	294	20.60	56.69	03/10	6.15	06/09
1971	14,806.21	276	53.65	211.39	09/20	9.12	03/01
1972	42,907.54	247	173.71	659.34	11/10	21.48	02/02
1973	48,880.44	245	199.51	704.69	02/08	35.39	08/29
1974	11,436.70	245	46.68	219.33	06/17	10.91	12/05
1975	10,359.91	246	42.11	167.46	03/06	9.00	01/06
1976	13,183.31	248	53.16	223.42	02/26	9.72	07/26
1977	6,132.43	246	24.93	67.47	04/18	8.54	10/10
1978	27,445.86	244	112.48	410.91	08/18	9.39	02/10
1979	25,632.21	246	104.20	407.69	09/26	18.39	01/02
1980	95,670.54	246	388.90	1,424.95	11/03	47.58	04/09
1981	105,970.90	244	434.31	991.92	06/12	132.90	10/26
1982	46,221.25	247	187.13	2,064.18	04/26	68.68	12/23
1983	37,166.26	247	150.47	589.22	07/15	40.37	01/04
1984	48,808.70	248	196.81	1,264.27	01/13	38.50	01/03
1985	75,821.03	247	306.97	3,308.08	02/01	116.04	12/23
1986	123,128.35	247	498.50	1,721.13	10/08	124.62	02/05
1987	371,406.46	246	1,509.78	5,407.55	10/02	401.58	04/21
1988	199,480.68	248	804.36	1,889.48	06/15	230.00	09/19
1989	299,146.70	246	1,216.04	3,673.60	05/23	290.01	07/18
1990	288,714.90	248	1,164.17	3,280.82	08/07	338.36	12/28
1991	334,103.92	248	1,347.19	3,389.14	07/05	241.35	01/02
1992	700,577.50	250	2,802.31	6,420.47	05/25	965.50	01/03
1993	1,222,675.13	249	4,910.34	12,909.44	12/10	1,019.78	01/04
1994	1,137,414.00	248	4,586.35	17,204.66	01/07	1,313.55	07/04
1995	826,800.60	247	3,347.37	9,924.41	05/12	1,385.27	05/01
1996	1,412,242.38	249	5,671.66	13,803.84	12/06	2,734.90	05/27
1997	3,788,959.79	245	15,465.14	46,096.84	08/29	3,253.55	12/29
1998	1,701,112.01	247	6,887.09	79,002.61	08/28	1,221.90	12/28
1999	1,915,940.58	247	7,756.84	17,387.59	11/16	2,100.34	02/22
2000	3,047,565.32	247	12,338.32	35,746.19	02/15	4,565.80	12/27
2001	1,950,086.74	243	8,025.05	17,752.03	04/19	2,906.48	12/27
2002	1,599,074.57	247	6,473.99	12,982.41	05/02	2,734.31	01/02
2003	2,545,675.94	248	10,264.82	34,464.21	12/16	2,136.95	01/02
2004	3,948,350.84	249	15,856.83	38,758.84	01/13	7,378.09	08/17
2005	4,498,095.11	247	18,210.91	34,617.04	03/02	9,835.58	05/24
2006	8,332,633.24	247	33,735.36	76,008.14	10/27	16,451.20	06/19
2007	21,506,271.44	246	87,423.87	209,808.30	10/03	35,013.62	03/15
2008	17,600,713.87	245	71,839.65	156,353.59	01/23	21,951.90	12/29
2009	15,439,486.88	249	62,005.97	146,624.25	05/13	28,531.97	03/12
2010	17,076,412.15	249	68,579.97	138,533.28	10/14	33,995.19	02/18
2011	17,091,116.87	246	69,476.08	124,773.84	08/05	24,466.29	12/30
2012	13,267,508.72	247	53,714.61	127,100.48	03/06	32,641.54	01/03
2013	15,185,792.16	244	62,236.85	128,156.37	02/04	38,487.85	07/22
2014	16,990,272.09	247	68,786.53	147,757.45	12/05	39,200.50	05/26
2015	25,835,958.29	247	104,599.02	291,528.73	04/09	37,862.23	12/29
2016	16,279,975.49	245	66,448.88	116,801.74	09/09	43,757.44	05/23

Records since 1970

High year: 2015

High day: 2015/04/09

Low year: 1970

Low day: 1970/06/09

(*) Only full trading days are included for the records.

Market turnover values since 1993 were adjusted for late reported and rejected sales.

Prior to 2 April 1986, there were four stock exchanges in Hong Kong.

Key statistics for listed stocks (1976-2016)

Year	No. of listed companies	No. of listed securities	Equities funds raised* (HK\$mil)	Market capitalisation (HK\$mil)
1976	295	319	n.a.	56,675
1977	284	315	n.a.	51,278
1978	265	298	n.a.	65,939
1979	262	298	n.a.	112,809
1980	262	309	n.a.	209,753
1981	269	335	n.a.	232,331
1982	273	342	n.a.	131,640
1983	277	351	n.a.	142,094
1984	278	348	n.a.	184,642
1985	279	340	n.a.	269,511
1986	253	335	14,707	419,281
1987	276	412	48,082	419,612
1988	304	479	18,506	580,378
1989	298	479	20,345	605,010
1990	299	520	21,233	650,410
1991	357	597	39,457	949,172
1992	413	749	105,113	1,332,184
1993	477	891	90,005	2,975,379
1994	529	1,006	51,861	2,085,182
1995	542	1,033	39,202	2,348,310
1996	583	1,272	100,018	3,475,965
1997	658	1,533	247,577	3,202,630
1998	680	1,246	38,257	2,661,713
1999	701	1,205	148,120	4,727,527
2000	736	1,294	451,281	4,795,150
2001	756	1,075	58,593	3,885,342
2002	812	1,416	101,413	3,559,099
2003	852	1,598	209,116	5,477,670
2004	892	1,971	276,521	6,629,177
2005	934	2,448	298,660	8,113,333
2006	975	3,184	516,025	13,248,821
2007	1,048	5,896	571,078	20,536,463
2008	1,087	5,654	418,188	10,253,589
2009	1,145	6,441	637,734	17,769,271
2010	1,244	7,730	845,486	20,942,284
2011	1,326	6,551	482,834	17,452,667
2012	1,368	6,723	300,231	21,871,730
2013	1,451	8,330	369,822	23,908,804
2014	1,548	8,856	929,399	24,892,419
2015	1,644	8,792	1,093,551	24,425,555
2016	1,713	8,330	471,172	24,450,435

Year-end figures

n.a. Not available

* Equities funds raised prior to 1990 do not include share option scheme.

Highest turnover records Main Board

Year		
Rank	Value (HK\$mil)	Year
1	25,835,958.29	2015
2	21,506,271.44	2007
3	17,600,713.87	2008
4	17,091,116.87	2011
5	17,076,412.14	2010
6	16,990,272.09	2014
7	16,279,975.49	2016
8	15,439,486.88	2009
9	15,185,792.16	2013
10	13,267,508.72	2012

Quarter		
Rank	Value (HK\$mil)	Quarter/Year
1	9,762,437.26	2/2015
2	8,306,624.27	4/2007
3	6,343,886.31	3/2015
4	6,102,056.58	3/2007
5	5,901,036.22	1/2008
6	5,494,945.12	4/2010
7	5,240,239.32	1/2015
8	4,970,894.65	4/2014
9	4,684,220.74	1/2011
10	4,623,402.28	2/2008

Month		
Rank	Value (HK\$mil)	Month/Year
1	3,764,713.11	04/2015
2	3,473,846.35	10/2007
3	3,096,229.47	06/2015
4	2,993,364.29	11/2007
5	2,901,494.69	05/2015
6	2,746,953.45	07/2015
7	2,623,012.43	01/2008
8	2,154,141.65	11/2010
9	2,152,013.07	08/2007
10	2,071,514.56	09/2007

Day		
Rank	Value (HK\$mil)	Date
1	291,528.73	2015/04/09
2	263,636.12	2015/04/13
3	250,031.84	2015/04/08
4	237,596.69	2015/04/14
5	235,970.30	2015/07/08
6	221,144.86	2015/04/10
7	216,146.34	2015/04/15
8	214,530.81	2015/04/17
9	212,706.95	2015/07/06
10	212,071.03	2015/07/09

Main Board and GEM

Year		
Rank	Value (HK\$mil)	Year
1	26,090,621.56	2015
2	21,665,529.92	2007
3	17,652,800.86	2008
4	17,210,077.74	2010
5	17,155,730.33	2014
6	17,154,074.38	2011
7	16,396,424.98	2016
8	15,515,248.69	2009
9	15,264,629.96	2013
10	13,301,049.76	2012

Quarter		
Rank	Value (HK\$mil)	Quarter/Year
1	9,894,068.82	2/2015
2	8,339,767.42	4/2007
3	6,395,260.35	3/2015
4	6,156,615.82	3/2007
5	5,922,420.08	1/2008
6	5,533,486.38	4/2010
7	5,272,006.50	1/2015
8	5,005,118.22	4/2014
9	4,706,837.99	1/2011
10	4,640,846.32	2/2008

Month		
Rank	Value (HK\$mil)	Month/Year
1	3,801,844.34	04/2015
2	3,487,325.59	10/2007
3	3,143,397.12	06/2015
4	3,007,223.67	11/2007
5	2,948,827.35	05/2015
6	2,773,195.27	07/2015
7	2,629,311.19	01/2008
8	2,168,466.42	08/2007
9	2,168,191.68	11/2010
10	2,083,138.17	09/2007

Day		
Rank	Value (HK\$mil)	Date
1	293,910.76	2015/04/09
2	266,098.63	2015/04/13
3	252,396.05	2015/04/08
4	239,903.34	2015/04/14
5	237,429.14	2015/07/08
6	222,888.83	2015/04/10
7	218,018.39	2015/04/15
8	215,953.40	2015/04/17
9	214,812.39	2015/07/06
10	213,825.66	2015/07/09

Note: Market turnover values since January 1993 were adjusted for late reported and rejected sales.
 Turnover value traded in non-HKD currency securities have been included start from 29 November 2010

10 largest day-to-day fluctuations in stock price indices

S&P/HKEX LargeCap Index 1998-2016

Rank	% up	Date	Closing index
1	15.04	1998/02/02	11001.95
2	14.29	2008/10/28	15507.37
3	12.64	2008/10/30	17632.61
4	10.97	2008/01/23	29340.77
5	10.09	2008/10/13	19931.74
6	9.95	1998/10/16	10078.68
7	9.29	2008/09/19	23629.69
8	9.20	1998/09/07	8013.39
9	8.75	1998/08/14	7133.91
10	8.28	2008/12/08	18707.83

28 February 2003 = 10000

Rank	% down	Date	Closing index
1	12.59	2008/10/27	13569.03
2	9.82	1998/01/12	8439.81
3	8.87	2001/09/12	10522.63
4	8.70	2000/04/17	15693.12
5	8.67	2008/01/22	26440.70
6	8.19	2008/10/24	15523.90
7	8.14	2008/10/08	18980.80
8	7.53	1998/08/31	7089.75
9	7.49	2008/10/10	18104.89
10	6.91	2000/01/05	16613.10

Rank	Points up	Date	Closing index
1	2900.07	2008/01/23	29340.77
2	2009.16	2008/09/19	23629.69
3	1978.01	2008/10/30	17632.61
4	1938.34	2008/10/28	15507.37
5	1907.46	2008/01/25	30474.42
6	1826.85	2008/10/13	19931.74
7	1690.88	2007/11/14	35076.20
8	1594.62	2008/03/25	27333.87
9	1478.44	2007/08/20	25881.95
10	1438.53	1998/02/02	11001.95

Rank	Points down	Date	Closing index
1	2509.29	2008/01/22	26440.70
2	1954.87	2008/10/27	13569.03
3	1916.47	2007/11/05	35248.33
4	1791.06	2015/07/08	28851.92
5	1703.15	2008/01/16	29740.34
6	1682.08	2008/10/08	18980.80
7	1654.93	2008/01/21	28949.99
8	1592.80	2008/02/06	28621.00
9	1495.17	2000/04/17	15693.12
10	1469.53	2015/08/24	26101.09

Hang Seng Index 1970-2016

Rank	% up	Date	Closing index
1	18.82	1997/10/29	10765.30
2	14.41	1973/02/09	1449.91
3	14.35	2008/10/28	12596.29
4	14.33	1998/02/02	10578.60
5	13.36	1974/11/27	185.17
6	13.20	1973/02/02	1098.86
7	13.20	1973/04/11	926.45
8	12.82	2008/10/30	14329.85
9	12.35	1975/01/27	209.62
10	11.71	1973/07/18	602.34

31 July 1964 = 100

Rank	% down	Date	Closing index
1	33.33	1987/10/26	2241.69
2	21.75	1989/06/05	2093.61
3	13.70	1997/10/28	9059.89
4	13.31	1973/03/26	1229.28
5	12.70	2008/10/27	11015.84
6	11.48	1973/04/10	818.39
7	11.43	1972/11/13	672.62
8	11.12	1987/10/19	3362.39
9	10.78	1989/05/22	2806.57
10	10.41	1997/10/23	10426.30

Rank	Points up	Date	Closing index
1	2332.54	2008/01/23	24090.17
2	1705.41	1997/10/29	10765.30
3	1695.27	2008/09/19	19327.73
4	1627.78	2008/10/30	14329.85
5	1583.10	2008/01/25	25122.37
6	1580.45	2008/10/28	12596.29
7	1515.29	2008/10/13	16312.16
8	1362.66	2007/11/14	29166.01
9	1356.30	2008/03/25	22464.52
10	1326.24	1998/02/02	10578.60

Rank	Points down	Date	Closing index
1	2061.23	2008/01/22	21757.63
2	1602.54	2008/10/27	11015.84
3	1526.02	2007/11/05	28942.32
4	1458.75	2015/07/08	23516.56
5	1438.31	1997/10/28	9059.89
6	1386.93	2008/01/16	24450.85
7	1383.01	2008/01/21	23818.86
8	1380.39	2000/04/17	14762.37
9	1372.03	2008/10/08	15431.73
10	1339.24	2008/02/06	23469.46

World stock market indices (2012-2016)

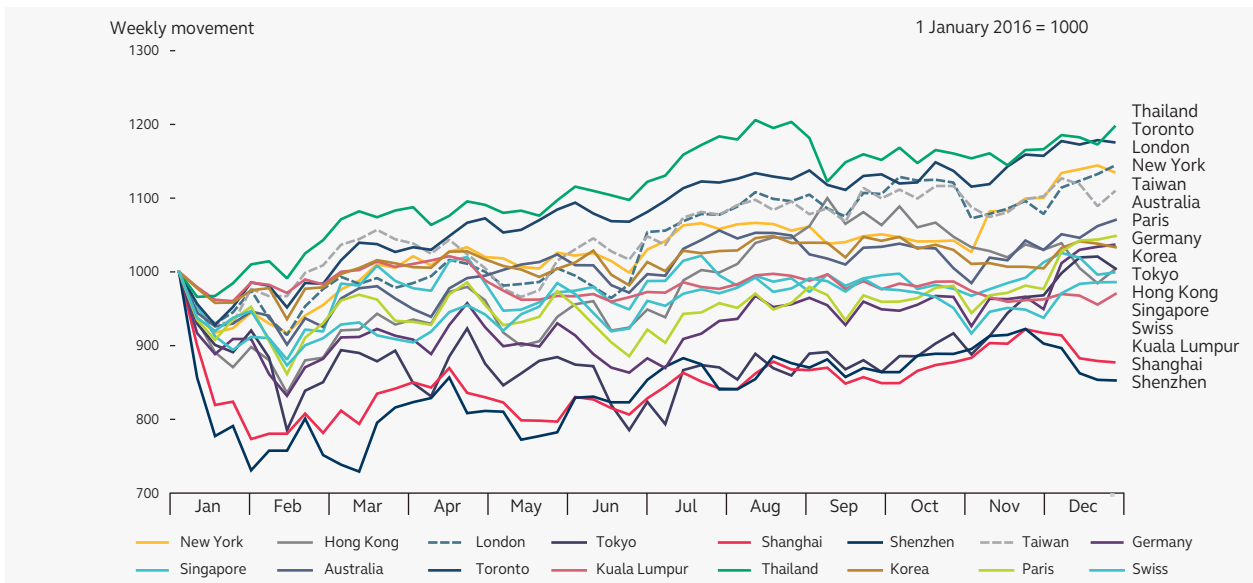
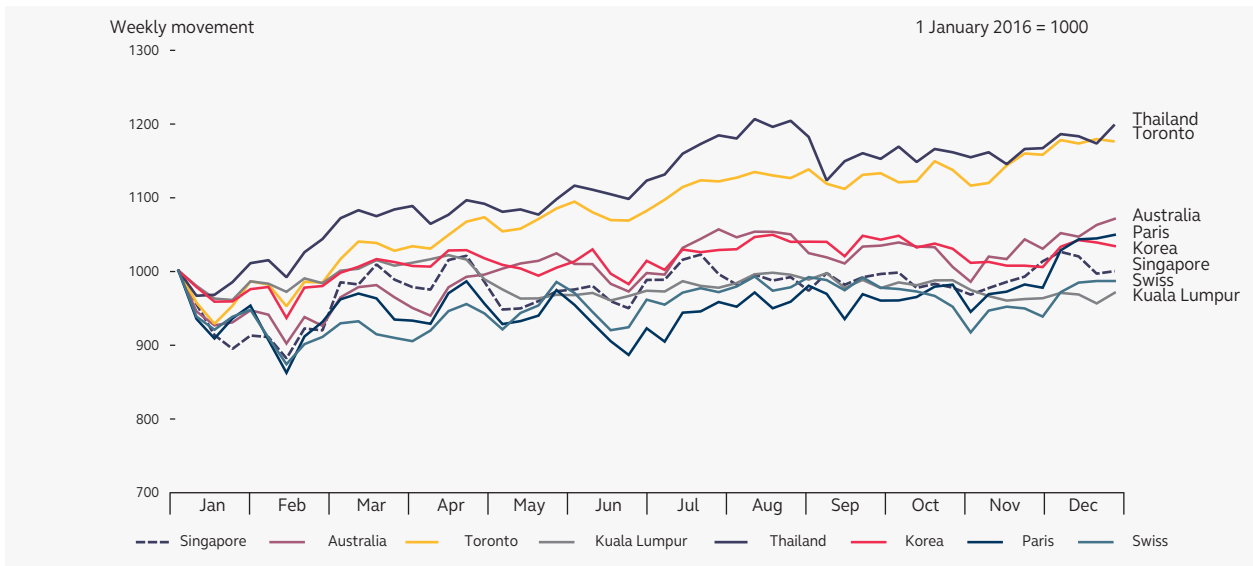
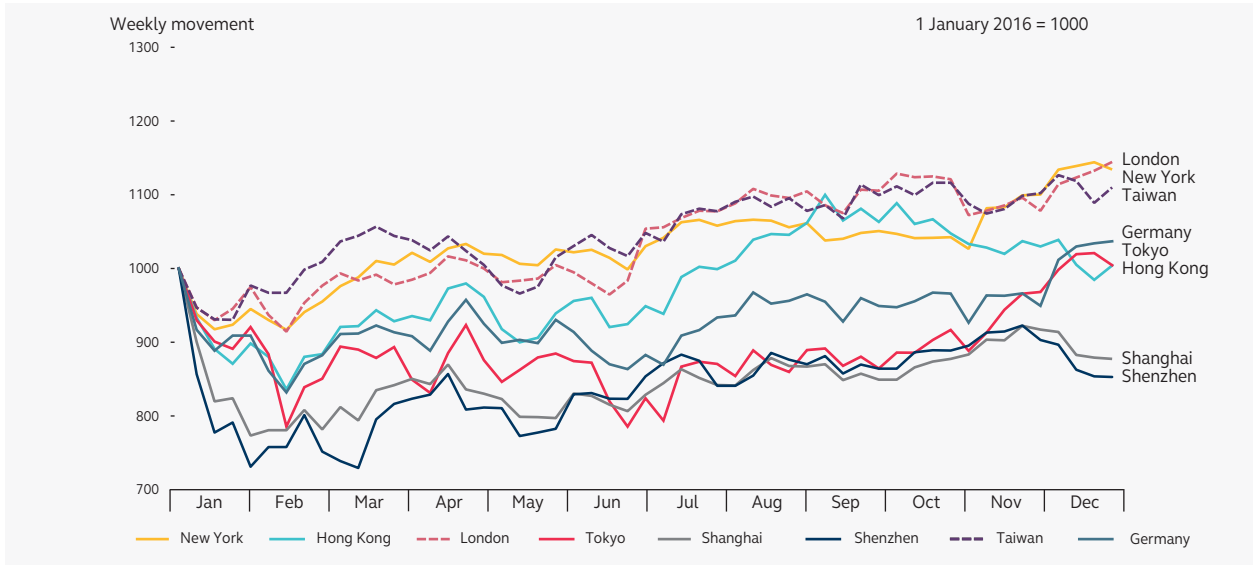
Year/ Month	AUSTRALIA All Ordinaries Index	GERMANY DAX Kursindex	HONG KONG Hang Seng Index	KOREA KOSPI Index	KUALA LUMPUR Composite Index	LONDON FTSE 100 Index	NEW YORK DJIA Index	PARIS CAC 40 Index
2012	4664.59	4161.30	22656.92	1997.05	1688.95	5897.80	13104.14	3641.07
2013	5353.08	5051.89	23306.39	2011.34	1866.96	6749.09	16576.66	4295.95
2014	5388.60	5044.71	23605.04	1915.59	1761.25	6566.09	17823.07	4272.75
2015	5344.56	5390.31	21914.40	1961.31	1692.51	6242.32	17425.03	4637.06
2016	5719.14	5588.27	22000.56	2026.46	1641.73	7142.83	19762.60	4862.31
2016								
Jan	5056.60	4899.58	19683.11	1912.06	1667.80	6083.79	16466.30	4417.02
Feb	4947.95	4746.42	19111.93	1916.66	1654.75	6097.09	16516.50	4353.55
Mar	5151.79	4980.74	20776.70	1995.85	1717.58	6174.90	17685.09	4385.06
Apr	5316.00	4985.22	21067.05	1994.15	1672.72	6241.89	17773.64	4428.96
May	5447.80	5002.74	20815.09	1983.40	1626.00	6230.79	17787.20	4505.62
Jun	5310.41	4713.91	20794.37	1970.35	1654.08	6504.33	17929.99	4237.48
Jul	5643.96	5031.51	21891.37	2016.19	1653.26	6724.43	18432.24	4439.81
Aug	5529.41	5155.93	22976.88	2034.65	1678.06	6781.51	18400.88	4438.22
Sep	5525.15	5116.12	23297.15	2043.63	1652.55	6899.33	18308.15	4448.26
Oct	5402.44	5191.07	22934.54	2008.19	1672.46	6954.22	18142.42	4509.26
Nov	5502.38	5179.04	22789.77	1983.48	1619.12	6783.79	19123.58	4578.34
Dec	5719.14	5588.27	22000.56	2026.46	1641.73	7142.83	19762.60	4862.31

Note: Month-end or year-end figures.

Year/ Month	SHANGHAI A-Share Index	SHENZHEN A-Share Index	SINGAPORE Straits Times Index	SWITZERLAND SPI General Index	TAIWAN Weighted Index	THAILAND SET Index	TOKYO Nikkei 225 Index	TORONTO S&P/TSX Composite Index
2012	2376.04	919.80	3167.08	6290.52	7699.50	1391.93	10395.18	12433.53
2013	2214.49	1103.81	3167.43	7838.00	8611.51	1298.71	16291.31	13621.55
2014	3388.63	1478.45	3365.15	8857.03	9307.26	1497.67	17450.77	14632.44
2015	3704.29	2415.50	2882.73	9093.97	8338.06	1288.02	19033.71	13009.95
2016	3249.59	2059.91	2880.76	8965.70	9253.50	1542.94	19114.37	15287.59
2016								
Jan	2864.76	1766.00	2629.11	8610.70	8145.21	1300.98	17518.30	12822.13
Feb	2812.80	1717.99	2666.51	8249.38	8411.16	1332.37	16026.76	12860.35
Mar	3143.56	2000.02	2840.90	8316.61	8744.83	1407.70	16758.67	13494.36
Apr	3074.87	1959.99	2838.52	8566.82	8377.90	1404.61	16666.05	13951.45
May	3052.77	1958.71	2791.06	8887.41	8535.59	1424.28	17234.98	14065.78
Jun	3066.50	2065.49	2840.93	8660.22	8666.58	1444.99	15575.92	14064.54
Jul	3118.90	2030.83	2868.69	8828.20	8984.41	1524.07	16569.27	14582.74
Aug	3230.05	2126.61	2820.59	8915.79	9068.85	1548.44	16887.40	14597.95
Sep	3145.17	2087.32	2869.47	8883.25	9166.85	1483.21	16449.84	14725.86
Oct	3246.25	2144.90	2813.87	8578.70	9290.12	1495.72	17425.02	14787.27
Nov	3403.22	2204.37	2905.17	8623.48	9240.71	1510.24	18308.48	15082.85
Dec	3249.59	2059.91	2880.76	8965.70	9253.50	1542.94	19114.37	15287.59

Note: Month-end or year-end figures.

World stock market indices (2016)



S&P/HKEX GEM Index, daily closing (2016)

28 February 2003 = 1000

Date	Jan	Feb	Mar	Apr	May	Jun	Jul	Aug	Sep	Oct	Nov	Dec
1	-	411.62	415.99	421.60	-	418.70	-	370.47	383.03	-	381.75	366.10
2	-	417.57	419.82	-	-	417.98	-	-	380.98	-	379.86	363.89
3	-	410.77	417.16	-	418.96	417.36	-	368.10	-	390.11	378.22	-
4	462.53	417.52	419.17	-	419.06	-	390.12	367.20	-	387.24	376.35	-
5	459.32	418.78	-	425.33	420.24	-	395.70	367.02	383.60	388.77	-	362.05
6	460.53	-	-	427.83	417.29	414.71	376.92	-	384.04	390.12	-	360.13
7	443.68	-	417.61	426.42	-	417.58	376.46	-	383.58	386.59	376.37	359.25
8	451.83	-	419.02	427.19	-	417.45	374.09	369.97	382.39	-	376.27	357.82
9	-	-	418.46	-	411.79	-	-	369.89	382.46	-	370.44	351.39
10	-	-	421.06	-	414.43	414.34	-	373.95	-	-	377.04	-
11	435.53	412.08	419.23	426.63	413.48	-	374.87	377.30	-	385.35	373.80	-
12	432.36	404.77	-	426.66	411.80	-	375.83	380.16	376.16	383.62	-	346.07
13	431.80	-	-	431.07	411.56	405.05	376.65	-	377.49	385.11	-	345.62
14	430.27	-	420.75	427.63	-	407.39	378.32	-	379.53	384.85	370.65	346.95
15	431.01	410.18	418.14	428.55	-	407.86	379.45	381.53	392.94	-	369.70	344.87
16	-	414.90	417.16	-	413.50	405.39	-	382.36	-	-	372.57	346.12
17	-	415.14	419.25	-	415.63	407.31	-	381.32	-	382.24	369.93	-
18	425.94	418.33	421.33	430.96	412.20	-	382.50	382.95	-	385.47	369.80	-
19	433.08	422.96	-	432.81	412.72	-	383.39	382.28	397.05	387.00	-	342.16
20	423.31	-	-	427.80	413.28	409.36	384.14	-	393.49	386.79	-	340.88
21	407.17	-	422.43	427.61	-	410.58	384.02	-	394.37	-	368.95	349.16
22	417.25	426.27	420.88	425.94	-	408.82	385.01	383.23	393.88	-	372.37	351.61
23	-	426.04	421.06	-	413.56	410.36	-	381.25	392.67	-	371.71	352.10
24	-	423.99	414.46	-	413.66	398.02	-	377.87	-	391.59	370.03	-
25	422.82	418.38	-	427.43	417.17	-	385.56	375.05	-	388.69	369.23	-
26	411.67	424.50	-	419.74	415.24	-	386.40	379.65	389.51	388.36	-	-
27	412.14	-	-	418.53	418.90	395.88	385.38	-	389.72	386.98	-	-
28	410.01	-	-	415.27	-	396.42	374.98	-	391.85	386.67	371.54	354.13
29	417.85	418.60	417.83	421.91	-	398.95	367.98	378.76	390.91	-	371.47	355.92
30	-	-	425.95	-	416.44	400.97	-	380.89	392.83	-	372.86	358.53
31	-	-	422.76	-	421.78	-	-	385.74	-	385.73	-	-
High	462.53	426.27	425.95	432.81	421.78	418.70	395.70	385.74	397.05	391.59	381.75	366.10
Low	407.17	404.77	414.46	415.27	411.56	395.88	367.98	367.02	376.16	382.24	368.95	340.88
Avg	431.01	417.36	419.50	425.85	415.37	408.59	380.89	377.13	387.26	386.91	373.22	352.74

Note: S&P/HKEX GEM Index is compiled by Standard & Poors.

S&P/HKEX GEM Index, daily movement (2016)



Number of securities by type on GEM, 2012-2016

Type	Year				
	2012	2013	2014	2015	2016
Ordinary shares	179	192	204	222	260
Preference shares	0	0	0	0	0
Warrants	1	0	0	1	1
– Equity warrants	1	0	0	1	1
– Derivative warrants	0	0	0	0	0
Total	180	192	204	223	261

Number of newly listed securities on GEM, 2012-2016

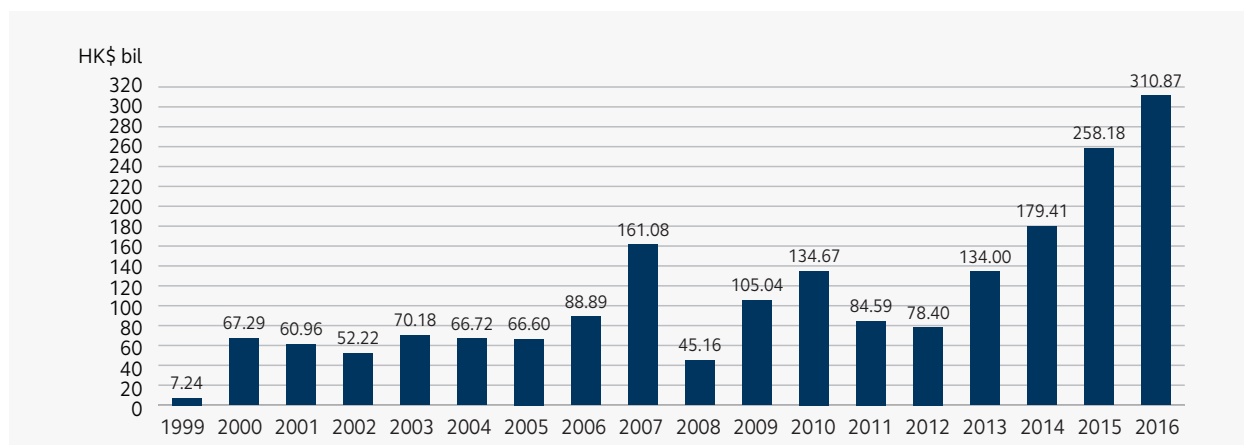
Type	Year				
	2012	2013	2014	2015	2016
Ordinary shares	12	23	19	34	45
Preference shares	0	0	0	0	0
Warrants	0	0	0	1	1
– Equity warrants	0	0	0	1	1
– Derivative warrants	0	0	0	0	0
Total	12	23	19	35	46

Number of delisted securities from GEM, 2012-2016

Type	Year				
	2012	2013	2014	2015	2016
Ordinary shares	3	10	7	16	7
– Withdrawal of listing	1	2	0	2	1
– Transfer of listing on Main Board*	2	8	7	14	6
Warrants – equity	1	1	0	0	1
Total	4	11	7	16	8

* Transfers of listing from GEM to Main Board pursuant to the revised Rule 9.24 of GEM Listing Rules and to the new Chapter 9A of the Main Board Listing Rules effective from 1 July 2008

Market capitalisation of GEM, 1999-2016



Market capitalisation of GEM by Hang Seng Industry Classification System, 2016

Industry Classification *	2016											
	Jan	Feb	Mar	Apr	May	Jun	Jul	Aug	Sep	Oct	Nov	Dec
Energy	1,396.57	1,390.55	1,350.98	1,309.95	1,533.25	1,567.57	1,369.69	1,394.30	1,500.22	1,451.45	1,503.99	1,347.60
Materials	7,875.18	8,680.08	11,365.54	11,931.75	11,381.18	10,341.28	10,160.07	10,628.46	5,929.59	5,426.23	4,985.80	4,878.76
Industrials	17,407.70	16,276.58	17,397.79	18,510.34	22,034.30	26,660.72	29,457.88	26,083.56	27,420.11	26,268.12	26,687.50	26,629.77
Consumer Goods	44,097.73	44,465.99	48,426.33	50,202.50	49,288.34	48,587.36	40,984.18	42,488.94	42,341.46	43,689.87	52,425.34	49,218.36
Consumer Services	49,794.30	50,771.48	54,603.95	53,290.67	51,353.50	56,718.97	56,096.38	63,129.03	64,224.67	63,541.63	68,332.44	71,844.86
Telecommunications	8,362.11	8,199.68	8,876.73	9,486.95	9,836.80	4,848.20	2,871.17	3,070.64	2,988.50	3,479.32	3,472.70	2,994.10
Utilities	3,754.92	3,659.20	3,803.40	3,720.56	4,608.12	4,380.68	4,128.84	4,966.24	6,098.66	5,751.71	5,824.89	5,134.06
Financials	32,309.00	35,281.52	34,767.91	34,079.39	34,249.03	33,807.63	31,691.85	38,798.03	40,961.44	45,054.85	43,161.70	44,936.10
Properties & Construction	18,444.70	17,433.69	20,588.31	31,736.19	29,125.65	29,915.06	33,594.81	42,305.74	36,442.53	40,909.38	42,666.44	58,161.26
Information Technology	50,186.42	51,159.58	47,721.65	52,187.77	51,888.23	49,423.05	48,900.38	48,255.80	49,476.60	53,900.86	46,906.91	45,638.54
Conglomerates	74.96	58.39	75.75	76.93	61.55	65.10	76.14	74.19	73.54	68.33	71.59	88.45
Total	233,703.60	237,376.73	248,978.34	266,533.00	265,359.94	266,315.62	259,331.40	281,194.91	277,457.32	289,541.76	296,039.32	310,871.86

Note: Month-end figures

* Hang Seng Industry Classification System (HSICS) is provided by Hang Seng Indexes Company Limited.

Market capitalisation trends on GEM by Hang Seng Industry Classification System, 2012-2016

Industry Classification *	2012-2016									
	2012		2013		2014		2015		2016	
Energy	2,701.03	(3.45%)	1,781.94	(1.33%)	1,575.07	(0.88%)	1,641.55	(0.64%)	1,347.60	(0.43%)
Materials	7,347.09	(9.37%)	8,728.95	(6.51%)	11,669.95	(6.50%)	8,564.68	(3.32%)	4,878.76	(1.57%)
Industrials	3,089.99	(3.94%)	5,891.00	(4.40%)	8,299.91	(4.63%)	21,072.97	(8.16%)	26,629.77	(8.57%)
Consumer Goods	10,752.67	(13.72%)	22,656.91	(16.91%)	34,343.86	(19.14%)	49,520.07	(19.18%)	49,218.36	(15.83%)
Consumer Services	17,749.03	(22.64%)	31,846.17	(23.77%)	40,362.00	(22.50%)	57,495.16	(22.27%)	71,844.86	(23.11%)
Telecommunications	608.54	(0.78%)	578.58	(0.43%)	4,187.89	(2.33%)	8,459.78	(3.28%)	2,994.10	(0.96%)
Utilities	3,376.84	(4.31%)	3,436.59	(2.56%)	1,790.00	(1.00%)	3,409.32	(1.32%)	5,134.06	(1.65%)
Financials	7,053.35	(9.00%)	14,739.52	(11.00%)	21,827.68	(12.17%)	32,675.84	(12.66%)	44,936.10	(14.45%)
Properties & Construction	1,664.38	(2.12%)	2,460.84	(1.84%)	5,607.53	(3.13%)	17,957.06	(6.96%)	58,161.26	(18.71%)
Information Technology	24,056.07	(30.68%)	41,881.56	(31.25%)	49,745.99	(27.73%)	57,268.83	(22.18%)	45,638.54	(14.68%)
Conglomerates	0.00	(0.00%)	0.00	(0.00%)	0.00	(0.00%)	110.47	(0.04%)	88.45	(0.03%)
Equity total	78,398.98	(100.00%)	134,002.06	(100.00%)	179,409.87	(100.00%)	258,175.74	(100.00%)	310,871.86	(100.00%)

() % of equity market total

Year-end figures

* Hang Seng Industry Classification System (HSICS) is provided by Hang Seng Indexes Company Limited.

50 leading companies in market capitalisation on GEM

End of 2016

Rank	Code	Company	Issued capital (shares)	Closing price (HK\$)	Market capitalisation (HK\$mil)	% of market total
1	08217	Luen Wong Group Holdings Ltd.	1,248,000,000	22.400	27,955.20	8.99
2	08207	Credit China FinTech Holdings Ltd.	21,523,421,893	0.930	20,016.78	6.44
3	08279	AGTech Holdings Ltd.	10,489,456,270	1.420	14,895.03	4.79
4	08127	Season Pacific Holdings Ltd.	1,000,000,000	13.460	13,460.00	4.33
5	08138	Beijing Tong Ren Tang Chinese Medicine Co. Ltd.	837,100,000	10.480	8,772.81	2.82
6	08057	Madison Wine Holdings Ltd.	4,000,000,000	2.120	8,480.00	2.73
7	08321	Tai Kam Holdings Ltd.	800,000,000	9.900	7,920.00	2.55
8	08008	Sunevision Holdings Ltd.	2,322,373,333	3.320	7,710.28	2.48
9	08032	Viva China Holdings Ltd.	8,764,360,726	0.750	6,573.27	2.11
10	08265	Powerwell Pacific Holdings Ltd.	2,051,209,327	3.160	6,481.82	2.09
11	08411	K W Nelson Interior Architect Group Ltd.	1,000,000,000	5.550	5,550.00	1.79
12	08407	China Industrial Securities Int'l Financial Group Ltd.	4,000,000,000	1.320	5,280.00	1.70
13	08137	Honbridge Holdings Ltd.	7,861,821,606	0.650	5,110.18	1.64
14	08158	China Regenerative Medicine International Ltd.	17,585,790,000	0.255	4,484.38	1.44
15	08176	SkyNet Group Ltd.	455,219,666	9.400	4,279.06	1.38
16	08078	HMV Digital China Group Ltd.	5,461,728,219	0.770	4,205.53	1.35
17	08167	Neo Telemedia Ltd.	9,528,844,345	0.425	4,049.76	1.30
18	08237	Link Holdings Ltd.	3,490,000,000	1.150	4,013.50	1.29
19	08083	China Innovationpay Group Ltd.	6,099,310,753	0.580	3,537.60	1.14
20	08052	Luk Hing Entertainment Group Holdings Ltd.	1,800,000,000	1.800	3,240.00	1.04
21	08193	GreaterChina Professional Services Ltd.	4,857,968,600	0.640	3,109.10	1.00
22	08352	Sing On Holdings Ltd.	672,000,000	4.550	3,057.60	0.98
23	08021	WLS Holdings Ltd.	12,767,101,072	0.230	2,936.43	0.94
24	08102	Li Bao Ge Group Ltd.	800,000,000	3.600	2,880.00	0.93
25	08005	Yuxing InfoTech Investment Holdings Ltd.	1,803,088,800	1.460	2,632.51	0.85
26	08283	Zheng Li Holdings Ltd.	500,000,000	5.250	2,625.00	0.84
27	08361	China Parenting Network Holdings Ltd.	1,026,500,000	2.510	2,576.52	0.83
28	08261	Haitian Energy International Ltd.	9,136,000,000	0.275	2,512.40	0.81
29	08325	China Smartpay Group Holdings Ltd.	1,436,049,159	1.710	2,455.64	0.79
30	08295	ZZ Capital International Limited	3,550,496,836	0.650	2,307.82	0.74
31	08326	Tonking New Energy Group Holdings Ltd.	409,000,000	4.960	2,028.64	0.65
32	08245	On Real International Holdings Ltd.	3,840,000,000	0.480	1,843.20	0.59
33	08172	Lajin Entertainment Network Group Ltd.	2,814,801,922	0.650	1,829.62	0.59
34	08233	CIG Yangtze Ports PLC	1,725,066,689	1.050	1,811.32	0.58
35	08030	Flying Financial Service Holdings Ltd.	1,731,432,500	1.030	1,783.38	0.57
36	08090	China Assurance Finance Group Ltd.	1,691,560,000	1.040	1,759.22	0.57
37	08058	Shandong Luoxin Pharmaceutical Group Stock Co., Ltd. – H Shs	164,560,000	10.580	1,741.04	0.56
38	08196	Great Water Holdings Ltd.	300,000,000	5.760	1,728.00	0.56
39	08215	First Credit Finance Group Ltd.	3,628,800,000	0.465	1,687.39	0.54
40	08027	KPM Holding Ltd.	3,200,000,000	0.510	1,632.00	0.52
41	08097	Pinestone Capital Ltd.	4,910,000,000	0.320	1,571.20	0.51
42	08262	Super Strong Holdings Ltd.	800,000,000	1.930	1,544.00	0.50
43	08029	Sun International Resources Ltd.	1,391,400,000	1.080	1,502.71	0.48
44	08336	Telecom Digital Holdings Ltd.	402,771,000	3.640	1,466.09	0.47
45	08260	Yin He Holdings Ltd.	1,461,568,100	1.000	1,461.57	0.47
46	08310	Dafeng Port Heshun Technology Co. Ltd.	1,288,000,000	1.130	1,455.44	0.47
47	08125	Kate China Holdings Ltd.	363,000,000	3.800	1,379.40	0.44
48	08246	Northern New Energy Holdings Ltd.	3,433,280,000	0.400	1,373.31	0.44
49	08133	Jete Power Holdings Ltd.	3,500,000,000	0.385	1,347.50	0.43
50	08016	Changhong Jiahua Holdings Ltd.	1,454,652,000	0.920	1,338.28	0.43
Total					225,391.54	72.50
Equity total					310,871.86	100.00

Trading value and volume for GEM, 2012-2016

Year/Month	No. of trading days	Value (HK\$mil)		Volume (mil of shares)		Deals		
		Total	Average daily	Total	Average daily	Total	Average daily	
2012	247	33,541.04	135.79	154,803.15	626.73	1,107,126	4,482	
2013	244	78,837.80	323.11	229,284.85	939.69	2,241,521	9,187	
2014	247	165,458.24	669.87	357,646.58	1,447.96	4,346,364	17,597	
2015	247	254,663.27	1,031.03	602,894.91	2,440.87	6,324,001	25,603	
2016	245	116,449.49	475.30	434,388.56	1,773.01	3,449,127	14,078	
2016	Jan	20	8,727.06	436.35	24,192.00	1,209.60	234,149	11,707
	Feb	18	7,005.34	389.19	24,069.53	1,337.20	199,269	11,071
	Mar	21	9,937.07	473.19	37,397.81	1,780.85	297,859	14,184
	Apr	20	11,654.22	582.71	37,595.41	1,879.77	317,367	15,868
	May	21	9,622.46	458.21	37,355.38	1,778.83	309,250	14,726
	Jun	21	10,270.94	489.09	35,875.31	1,708.35	292,785	13,942
	Jul	20	11,291.39	564.57	59,951.70	2,997.58	363,521	18,176
	Aug	22	11,730.09	533.19	45,653.61	2,075.16	390,301	17,741
	Sep	21	9,601.81	457.23	30,461.14	1,450.53	274,640	13,078
	Oct	19	8,812.14	463.80	33,956.17	1,787.17	273,830	14,412
	Nov	22	9,351.74	425.08	34,960.78	1,589.13	256,118	11,642
	Dec	20	8,445.23	422.26	32,919.71	1,645.99	240,038	12,002

Notes: Turnover value traded in non-HKD currency securities have been included start from 29 November 2010.

Trading value for GEM by Hang Seng Industry Classification System, 2016

Industry Classification *	No. of issue #	Equity turnover		Annual turnover velocity (%)
		HK\$mil	% of total	
Energy	4	422.25	0.36	31.33
Materials	14	5,874.08	5.05	120.40
Industrials	29	10,896.40	9.36	40.92
Consumer Goods	38	18,734.12	16.09	38.06
Consumer Services	59	26,428.76	22.70	36.79
Telecommunications	5	1,217.09	1.05	40.65
Utilities	3	745.49	0.64	14.52
Financials	23	16,787.93	14.42	37.36
Properties & Construction	24	12,111.50	10.40	20.82
Information Technology	60	23,047.11	19.80	50.50
Conglomerates	1	142.05	0.12	160.59
Total	260	116,406.76	100.00	37.45

Notes:

1. Equity turnover values have been adjusted for late reported and rejected sales.

2. Figures may not add up to total due to rounding.

Year-end figures

* Industry Classification is provided by Hang Seng Indexes Company Limited.

20 most active GEM stocks (in dollars)

Rank	Stock Code	Stock Name	Turnover (HK\$mil)	% of market total
1	08195	L&A INTL HOLD	6,917.39	5.95
2	08207	CREDIT CHINA	3,689.79	3.17
3	08318	CHING LEE	3,343.68	2.87
4	08078	HMV DIGIT CHINA	2,951.47	2.54
5	08279	AGTECH HOLDINGS	2,785.38	2.39
6	08088	AID PARTNERS	2,534.58	2.18
7	08315	KING FORCE GP	2,401.73	2.06
8	08215	FIRST CREDIT	2,143.43	1.84
9	08046	HENG XIN CHINA	1,981.72	1.70
10	08227	HT ANTENNA HOLD	1,610.43	1.38
11	08133	JETE POWER	1,543.54	1.33
12	08325	CHINA SMARTPAY	1,523.43	1.31
13	08083	INNOVATIONPAY	1,464.66	1.26
14	08109	KIRIN GROUP	1,458.02	1.25
15	08193	GC PRO SER	1,412.02	1.21
16	08167	NEO TELEMEDIA	1,348.50	1.16
17	08057	MADISON WINE	1,303.12	1.12
18	08153	CODE AGRI	1,292.12	1.11
19	08021	WLS HOLDINGS	1,279.53	1.10
20	08326	TK NEW ENERGY	1,276.57	1.10
		Total	44,261.10	38.02
		Equity total	116,406.76	100.00

20 most active GEM stocks (in shares)

Rank	Stock Code	Stock Name	Turnover (mil of shares)	% of market total
1	08195	L&A INTL HOLD	60,298.01	14.01
2	08171	CHINA TRENDS	33,246.57	7.72
3	08186	IR RESOURCES	23,541.75	5.47
4	08315	KING FORCE GP	21,679.40	5.04
5	08173	UNION ASIA ENT	15,164.81	3.52
6	08088	AID PARTNERS	13,305.02	3.09
7	08081	IE CHINA	12,677.21	2.95
8	08046	HENG XIN CHINA	10,463.86	2.43
9	08215	FIRST CREDIT	7,720.39	1.79
10	08006	SINO SPLENDID	6,359.36	1.48
11	08109	KIRIN GROUP	5,981.89	1.39
12	08238	WINTO GROUP	5,904.53	1.37
13	08269	WEALTHGLORY-NEW	5,717.79	1.33
14	08087	CHINA 33MEDIA	5,605.20	1.30
15	08018	FINSOFT FIN	5,512.86	1.28
16	08047	CHINAOCEAN FISH	5,401.73	1.26
17	08021	WLS HOLDINGS	5,003.87	1.16
18	08192	GLOBAL ENGY-NEW	4,787.31	1.11
19	08140	ICO GROUP	4,707.44	1.09
20	08097	PINESTONE	4,272.40	0.99
Total			257,351.39	59.80
Equity total			430,376.53	100.00

20 GEM Stocks with largest price changes (increase)

Rank	Stock Code	Stock Name	Closing price (HK\$)		% up
			2015	2016	
1	08027	KPM HOLDING	0.099 A	0.510	415.15
2	08265	POWERWELL PAC	0.694 A	3.160	355.33
3	08103	TRILLION GRAND	0.620	2.370	282.26
4	08127	SEASON PACIFIC	3.560	13.460	278.09
5	08340	VINCO FINANCIAL	0.385	1.440	274.03
6	08301	MINGWAH HI TECH	0.210	0.760	261.90
7	08047	CHINAOCEAN FISH	0.085	0.295	247.06
8	08227	HT ANTENNA HOLD	0.500	1.480	196.00
9	08012	WORLD-LINK LOG	0.810	2.100	159.26
10	08196	GREAT WATER	2.410	5.760	139.00
11	08233	CIG PORTS	0.445	1.050	135.96
12	08312	CHINA HANYA	0.630	1.480	134.92
13	08215	FIRST CREDIT	0.201 A	0.465	131.34
14	08093	ODELLALEATHER	0.450	1.010	124.44
15	08022	EVERSHINE GP	0.228	0.510	123.68
16	08155	SC ASSETS HLDGS	0.032 A	0.071	121.88
17	08159	GLORY MARK	0.326 A	0.710	117.79
18	08331	FS NONMETAL	0.485	1.030	112.37
19	08177	REF HOLDINGS	0.680	1.410	107.35
20	08057	MADISON WINE	1.038 A	2.120	104.24

(A) Adjusted

20 GEM Stocks with largest price changes (decrease)

Rank	Stock Code	Stock Name	Closing Prices (HK\$)		% down
			2015	2016	
1	08195	L&A INTL HOLD	0.522 A	0.011	97.89
2	08368	CREATIVE CHINA	7.400	0.260	96.49
3	08147	MILLENNIUM PG	1.240	0.126	89.84
4	08173	UNION ASIA ENT	0.130 A	0.014	89.23
5	08272	C FOOD&BEV GP	0.845 A	0.095	88.76
6	08066	PHOENITRON HOLD	0.228	0.033	85.53
7	08315	KING FORCE GP	0.280	0.044	84.29
8	08046	HENG XIN CHINA	0.260	0.046	82.31
9	08148	AURUM PACIFIC	0.790 A	0.151	80.89
10	08186	IR RESOURCES	0.300 A	0.058	80.67
11	08112	FOCUS MEDIA	1.690 A	0.365	78.40
12	08316	PAK WING GP	6.100	1.360	77.70
13	08003	GREAT WORLD	0.270	0.069	74.44
14	08050	YUNBO DIGITAL	2.300	0.680	70.43
15	08018	FINSOFT FIN	0.649 A	0.203	68.72
16	08089	CHINESE STRAT	0.710	0.235	66.90
17	08201	PPS INT'L	0.240 A	0.080	66.67
18	08132	CHINA OIL GANGRAN	0.326 A	0.112	65.64
19	08059	GLORY FLAME	1.100	0.385	65.00
20	08143	HUA XIA HEALTH	0.980	0.345	64.80

(A) Adjusted

Market capitalisation and trading value of GEM listed companies by incorporation place

End of 2016

Country	No. of listed companies	Market capitalisation (HK\$mil)	% of equity total	Turnover (HK\$mil)	% of equity total
Bermuda	44	56,899.00	18.30	26,289.13	22.58
Cayman Islands	184	234,171.44	75.33	80,849.37	69.45
Hong Kong	8	12,622.87	4.06	3,525.62	3.03
PRC	23	6,963.00	2.24	5,715.78	4.91
Singapore	1	215.55	0.07	26.86	0.02
Total	260	310,871.86	100.00	116,406.76	100.00

Average dividend yields of GEM listed stocks by Hang Seng Industry Classification System*, 2012 – 2016

(%)

Year/Month	All listed stocks	Energy	Materials	Industrials	Consumer Goods	Consumer Services	Telecommunications	Utilities	Financials	Properties & Construction	Information Technology	Conglomerates
2012	0.88	0.00	0.07	9.14	0.53	0.14	0.00	0.00	0.87	0.00	1.06	0.00
2013	0.52	0.00	0.00	0.84	0.49	0.06	0.00	0.00	0.79	0.49	0.92	0.00
2014	0.65	0.00	0.00	0.85	0.77	0.57	0.19	0.00	0.46	0.00	1.00	0.00
2015	0.30	0.00	0.03	0.10	0.34	0.06	0.33	0.00	0.23	0.02	0.78	0.00
2016	0.25	0.00	0.00	0.06	0.37	0.08	1.75	0.00	0.09	0.03	0.91	0.00
2016												
Jan	0.34	0.00	0.03	0.12	0.38	0.08	0.33	0.00	0.23	0.02	0.89	0.00
Feb	0.33	0.00	0.03	0.13	0.40	0.08	0.34	0.00	0.21	0.02	0.87	0.00
Mar	0.30	0.00	0.00	0.16	0.45	0.07	0.32	0.00	0.10	0.06	0.82	0.00
Apr	0.28	0.00	0.00	0.15	0.43	0.08	0.30	0.00	0.10	0.04	0.75	0.00
May	0.28	0.00	0.00	0.13	0.44	0.08	0.28	0.00	0.10	0.04	0.76	0.00
Jun	0.29	0.00	0.00	0.11	0.47	0.07	0.83	0.00	0.10	0.06	0.78	0.00
Jul	0.29	0.00	0.00	0.10	0.55	0.07	1.39	0.00	0.11	0.05	0.73	0.00
Aug	0.29	0.00	0.00	0.06	0.51	0.05	1.69	0.00	0.13	0.04	0.86	0.00
Sep	0.29	0.00	0.00	0.06	0.44	0.10	1.74	0.00	0.13	0.05	0.85	0.00
Oct	0.28	0.00	0.00	0.06	0.42	0.11	1.50	0.00	0.12	0.04	0.78	0.00
Nov	0.26	0.00	0.00	0.06	0.35	0.08	1.51	0.00	0.09	0.04	0.89	0.00
Dec	0.25	0.00	0.00	0.06	0.37	0.08	1.75	0.00	0.09	0.03	0.91	0.00

Note: Month-end or year-end figures

* Industry Classification is provided by Hang Seng Indexes Company Limited.

New Hang Seng Industry Classification System took effect on 9 September 2013.

Average price earnings ratios of GEM listed stocks by Hang Seng Industry Classification System*, 2012-2016

(Times)

Year/Month	All GEM stocks	Energy	Materials	Industrials	Consumer Goods	Consumer Services	Telecommunications	Utilities	Financials	Properties & Construction	Information Technology	Conglomerates
2012	18.38	4.87	85.60	19.17	16.07	24.64	26.42	59.31	25.90	57.92	14.20	0.00
2013	49.25	42.50	586.80	23.10	47.34	70.84	26.18	54.18	38.74	23.21	46.09	0.00
2014	11.59	0.00	1.15	29.13	45.72	114.17	35.58	235.53	40.46	19.10	16.63	0.00
2015	76.93	0.00	63.28	126.96	56.33	146.05	93.61	59.58	50.40	282.03	62.09	0.00
2016	71.31	238.75	109.19	171.33	70.87	62.78	33.13	57.96	48.38	241.28	47.97	6.18
2016												
Jan	68.13	0.00	58.18	100.64	50.16	124.98	92.53	65.62	48.17	289.69	52.15	0.00
Feb	54.13	0.00	64.13	94.10	50.58	127.42	90.73	61.15	21.75	273.81	53.11	0.00
Mar	57.93	0.00	82.23	89.11	32.05	142.52	98.23	43.16	40.94	136.17	54.21	6.88
Apr	61.53	0.00	83.98	94.93	33.22	141.49	104.98	42.22	40.13	168.76	59.28	6.99
May	61.19	0.00	80.10	113.00	32.62	136.32	108.85	52.02	40.55	148.07	58.94	5.59
Jun	59.25	0.00	77.07	154.06	34.81	135.83	54.01	49.45	35.91	111.30	50.74	5.91
Jul	57.10	0.00	75.72	162.23	29.36	133.88	31.97	46.61	33.66	121.48	48.78	6.29
Aug	51.01	0.00	79.21	191.28	30.34	43.30	34.19	56.06	41.21	169.51	48.14	6.13
Sep	62.27	265.79	132.71	176.76	58.01	54.92	33.25	68.85	44.34	141.93	50.50	6.08
Oct	66.69	257.15	121.44	169.34	62.91	55.97	38.56	64.93	48.77	170.31	56.67	5.65
Nov	68.11	266.46	111.59	172.04	75.48	60.18	38.49	65.75	46.52	177.00	49.30	5.91
Dec	71.31	238.75	109.19	171.33	70.87	62.78	33.13	57.96	48.38	241.28	47.97	6.18

Note: Month-end or year-end figures

* Industry Classification is provided by Hang Seng Indexes Company Limited.

New Hang Seng Industry Classification System took effect on 9 September 2013.

Statistics on China enterprises (H shares) for GEM, 2012-2016

Year/Month	No. of issues	Turnover				Market capitalisation		
		Shares (mil)	% of equity total	Value (HK\$mil)	% of equity total	HK\$mil	% of equity total	
2012	28	951.14	0.61	775.12	2.31	5,074.68	6.47	
2013	24	2,463.01	1.07	4,195.13	5.32	5,953.03	4.44	
2014	23	3,063.46	0.86	3,454.43	2.09	5,664.53	3.16	
2015	23	6,892.37	1.15	8,570.80	3.37	7,529.51	2.92	
2016	23	4,275.97	0.99	5,715.78	4.91	6,963.00	2.24	
2016	Jan	23	503.34	2.08	582.26	6.67	6,603.30	2.83
	Feb	23	366.69	1.52	593.20	8.47	7,010.36	2.95
	Mar	23	360.02	0.97	528.21	5.32	7,376.52	2.96
	Apr	23	284.87	0.80	360.49	3.10	7,190.00	2.70
	May	23	308.90	0.84	427.56	4.45	7,462.23	2.81
	Jun	23	169.55	0.47	228.02	2.22	6,823.07	2.56
	Jul	23	189.84	0.32	203.87	1.81	7,057.54	2.72
	Aug	23	180.53	0.40	251.75	2.15	6,926.88	2.46
	Sep	23	462.96	1.55	444.92	4.64	6,961.03	2.51
	Oct	23	813.56	2.41	1,176.82	13.36	6,918.23	2.39
	Nov	23	439.48	1.26	678.01	7.25	7,220.25	2.44
	Dec	23	196.22	0.60	240.68	2.85	6,963.00	2.24

Note: Market capitalisation represents the value of the H shares only, not that of the entire issued capital of the enterprise.

Statistics on Red chips stocks for GEM, 2012-2016

Year/Month	No. of issues	Turnover				Market capitalisation		
		Shares (mil)	% of equity total	Value (HK\$mil)	% of equity total	HK\$mil	% of equity total	
2012	5	3,030.80	1.96	447.80	1.34	3,800.19	4.85	
2013	6	3,003.77	1.31	7,158.66	9.08	13,083.47	9.76	
2014	5	3,737.24	1.04	4,423.64	2.67	13,053.20	7.28	
2015	5	6,211.12	1.03	4,852.06	1.91	12,987.59	5.03	
2016	6	1,684.95	0.39	1,620.98	1.39	13,400.09	4.31	
2016	Jan	6	154.98	0.64	97.79	1.12	11,898.99	5.09
	Feb	6	44.00	0.18	55.30	0.79	11,702.59	4.93
	Mar	6	51.84	0.14	92.35	0.93	11,719.26	4.71
	Apr	6	64.97	0.18	131.86	1.13	11,742.74	4.41
	May	6	54.61	0.15	110.69	1.15	12,624.53	4.76
	Jun	6	413.39	1.16	211.62	2.06	13,206.08	4.96
	Jul	6	106.79	0.18	126.25	1.12	13,962.23	5.38
	Aug	6	125.96	0.28	216.86	1.85	13,963.45	4.97
	Sep	6	141.76	0.47	164.11	1.71	14,725.06	5.31
	Oct	6	221.62	0.66	161.12	1.83	14,098.08	4.87
	Nov	6	157.87	0.45	132.16	1.41	13,904.55	4.70
	Dec	6	147.16	0.45	120.87	1.43	13,400.09	4.31

Cash dividend payout of GEM listed companies by Hang Seng Industry Classification System*, 2012 – 2016

Year/Month	declared	No. of companies companies paid	No. of (HK\$mil)	Energy (HK\$mil)	Materials (HK\$mil)	Industrials (HK\$mil)	Consumer		Utilities (HK\$mil)	Financials (HK\$mil)	Properties & Construction (HK\$mil)	Information Technology (HK\$mil)	Conglomerates (HK\$mil)	Total dividend payout
							Goods (HK\$mil)	Services Telecommunications (HK\$mil)						
2012		176	22	-	5.40	38.18	56.87	19.10	-	68.82	-	248.72	-	437.08
2013		190	31	-	6.44	49.41	109.11	51.64	-	107.25	12.00	368.33	-	704.17
2014		202	31	-	-	66.25	260.36	219.07	8.00	86.84	5.40	525.00	-	1,170.92
2015		227	28	-	2.30	24.09	222.00	32.86	28.00	71.10	4.00	677.99	-	1,062.35
2016		255	24	-	-	31.01	184.47	46.34	52.12	61.31	17.01	410.81	-	803.07
2016	Jan	9	1	-	-	3.72	-	-	-	-	-	-	-	3.72
	Feb	89	1	-	-	-	-	-	-	-	-	-	-	-
	Mar	137	14	-	-	-	-	10.00	-	-	-	-	-	10.00
	Apr	10	0	-	-	-	-	13.20	-	-	-	-	-	13.20
	May	149	0	-	-	-	108.82	2.69	-	-	-	6.40	-	117.91
	Jun	68	7	-	-	9.51	-	2.00	-	-	8.01	36.51	-	56.03
	Jul	10	0	-	-	14.78	7.70	-	20.01	-	-	6.00	-	48.49
	Aug	217	5	-	-	-	67.95	10.00	-	44.00	-	3.76	-	125.70
	Sep	18	1	-	-	3.00	-	1.25	12.01	17.31	9.00	65.52	-	108.09
	Oct	14	0	-	-	-	-	-	-	-	-	-	-	-
	Nov	227	1	-	-	-	-	7.20	20.11	-	-	292.62	-	319.92
	Dec	8	0	-	-	-	-	-	-	-	-	-	-	-

Notes:

* Hang Seng Industry Classification System (HSICS) is provided by Hang Seng Indexes Company Limited.

Note: New Hang Seng Industry Classification System took effect on 9 September 2013.

Newly listed companies on GEM

Ordinary companies

Code	Company	Listing method/ Industry Classification *	No. of shares offered	Offer price (HK\$)	Funds raised (HK\$Mil)	Listing date/ subscription rate (times)	Sponsor
08113	Hi-Level Technology Holdings Ltd.	Offer for placing Industrials – Industrial Engineering	150,000,000	0.310	46.50	2016/01/07 n.a.	Alliance Capital Partners Ltd.
08282	Gameone Holdings Ltd.	Offer for placing Information Technology – Software & Services	40,000,000	1.250	50.00	2016/01/13 n.a.	China Everbright Capital Ltd.
08345	Fire Rock Holdings Ltd.	Offer for placing Information Technology – Software & Services	40,000,000	1.280	51.20	2016/02/18 n.a.	China Everbright Capital Ltd.
08070	Keen Ocean International Holding Ltd.	Offer for placing Industrials – Industrial Engineering	60,000,000	0.550	33.00	2016/02/24 n.a.	LY Capital Ltd.
08318	Ching Lee Holdings Ltd.	Offer for sale Offer for placing Properties & Construction – Construction	100,000,000 200,000,000	0.283 0.283	28.30 56.60	2016/03/29 n.a.	Kingsway Capital Ltd.
08262	Super Strong Holdings Ltd.	Offer for sale Offer for placing Properties & Construction – Construction	80,000,000 160,000,000	0.330 0.330	26.40 52.80	2016/03/30 n.a.	Innovax Capital Ltd.
08359	Hypebeast Ltd.	Offer for sale Offer for placing Information Technology – Software & Services	100,000,000 400,000,000	0.130 0.130	13.00 52.00	2016/04/11 n.a.	Quam Capital Ltd.
08319	Expert Systems Holdings Ltd.	Offer for placing Information Technology – Software & Services	200,000,000	0.250	50.00	2016/04/12 n.a.	BOSC International Co. Ltd.
08217	Luen Wong Group Holdings Ltd.	Offer for sale Offer for placing Properties & Construction – Construction	104,000,000 208,000,000	0.260 0.260	27.04 54.08	2016/04/12 n.a.	TC Capital Asia Ltd.
08251	A.Plus Group Holdings Ltd.	Offer for placing Industrials – Commercial & Professional Services	100,000,000	0.300	30.00	2016/04/19 n.a.	Altus Capital Ltd.
08346	TEM Holdings Ltd.	Offer for placing Industrials – Industrial Engineering	150,000,000	0.530	79.50	2016/05/18 n.a.	RHB Capital Hong Kong Ltd.
08187	Ever Smart International Holdings Ltd.	Offer for placing Consumer Goods – Textiles, Clothing & Personal Care	120,000,000	0.500	60.00	2016/05/30 n.a.	Kingston Corporate Finance Ltd.
08161	MediNet Group Ltd.	Offer for placing Consumer Goods – Healthcare	260,000,000	0.270	70.20	2016/05/31 n.a.	Messis Capital Ltd.
08280	China Digital Video Holdings Ltd.	Offer for subscription Offer for placing Consumer Services – Media & Entertainment	15,500,000 139,500,000	1.900 1.900	29.45 265.05	2016/06/27 2.84	Jefferies Hong Kong Ltd.
08102	Li Bao Ge Group Ltd.	Offer for placing Consumer Services – Hotels, Casinos, Restaurants & Leisure Facilities	200,000,000	0.355	71.00	2016/06/30 n.a.	Ample Capital Ltd.
08292	Worldgate Global Logistics Ltd.	Offer for placing Industrials – Industrial Transportation	200,000,000	0.350	70.00	2016/07/06 n.a.	Ample Capital Ltd.
08281	China Golden Classic Group Ltd.	Offer for placing Consumer Goods – Textiles, Clothing & Personal Care	250,000,000	0.430	107.50	2016/07/08 n.a.	First Shanghai Capital Ltd.
08229	Future Data Group Ltd.	Offer for placing Information Technology – Software & Services	100,000,000	0.580	58.00	2016/07/08 n.a.	Shenwan Hongyuan Capital (H.K.) Ltd.
08232	Classified Group (Holdings) Ltd.	Offer for sale Offer for placing Consumer Services – Hotels, Casinos, Restaurants & Leisure Facilities	60,000,000 80,000,000	0.550 0.550	33.00 44.00	2016/07/11 n.a.	Guotai Junan Capital Ltd.
08328	Xinyi Automobile Glass Hong Kong Enterprises Ltd.	Offer for subscription Consumer Goods – Automobiles	55,000,000	0.700	38.50	2016/07/11 7.49	RHB Capital Hong Kong Ltd.
08360	AL Group Ltd.	Offer for subscription Offer for placing Properties & Construction – Construction	36,000,000 84,000,000	0.640 0.640	23.04 53.76	2016/07/12 16.29	VBG Capital Ltd.

Code	Company	Listing method/ Industry Classification *	No. of shares offered	Offer price (HK\$)	Funds raised (HK\$Mil)	Listing date/ subscription rate (times)	Sponsor
08333	Astrum Financial Holdings Ltd.	Offer for subscription Offer for sales Offer for placing Financials – Other Financials	60,000,000 60,000,000 80,000,000	0.600 0.600 0.600	36.00 36.00 48.00	2016/07/14 17.30	Messis Capital Ltd.
08293	SingAsia Holdings Ltd.	Offer for subscription Offer for sales Offer for placing Consumer Services – Support Services	6,250,000 12,500,000 43,750,000	1.000 1.000 1.000	6.25 12.50 43.75	2016/07/15 5.31	Grand Vinco Capital Ltd.
08056	Dining Concepts Holdings Ltd.	Offer for sales Offer for placing Consumer Services – Hotels, Casinos, Restaurants & Leisure Facilities	59,010,000 140,990,000	0.450 0.450	26.55 63.45	2016/08/05 n.a.	Quam Capital Ltd.
08300	Royal Catering Group Holdings Co. Ltd.	Offer for placing Consumer Services – Hotels, Casinos, Restaurants & Leisure Facilities	500,000,000	0.150	75.00	2016/08/08 n.a.	RaffAello Capital Ltd.
08231	PFC Device Inc.	Offer for sales Offer for placing Information Technology – Semiconductors	17,249,675 400,000,000	0.200 0.200	3.45 80.00	2016/10/07 n.a.	Messis Capital Ltd.
08035	Janco Holdings Ltd.	Offer for placing Industrials – Industrial Transportation	150,000,000	0.410	61.50	2016/10/07 n.a.	Lego Corporate Finance Ltd.
08240	Goal Forward Holdings Ltd.	Offer for placing Consumer Goods – Agricultural Products	320,000,000	0.225	72.00	2016/10/13 n.a.	Frontpage Capital Ltd.
08023	Kwong Man Kee Group Ltd.	Offer for subscription Offer for placing Properties & Construction – Construction	60,000,000 90,000,000	0.430 0.430	25.80 38.70	2016/10/13 15.76	Alliance Capital Partners Ltd.
08320	Allied Sustainability & Environmental Consultants Group Ltd.	Offer for placing Consumer Services – Support Services	204,000,000	0.280	57.12	2016/10/17 n.a.	Guotai Junan Capital Ltd.
08149	Altus Holdings Ltd.	Offer for placing Financials – Other Financials	200,000,000	0.425	85.00	2016/10/17 n.a.	New Spring Capital Ltd. Altus Capital Ltd.
08407	China Industrial Securities Int'l Financial Group Ltd.	Offer for subscription Offer for placing Financials – Other Financials	100,000,000 900,000,000	1.330 1.330	133.00 1,197.00	2016/10/20 2.73	China Industrial Securities International Capital Ltd. Haitong International Capital Ltd.
08321	Tai Kam Holdings Ltd.	Offer for placing Properties & Construction – Construction	200,000,000	0.350	70.00	2016/10/28 n.a.	Dakin Capital Ltd.
08283	Zheng Li Holdings Ltd.	Offer for placing Consumer Services – Support Services	125,000,000	0.400	50.00	2016/11/08 n.a.	Messis Capital Ltd.
08052	Luk Hing Entertainment Group Holdings Ltd.	Offer for placing Consumer Services – Hotels, Casinos, Restaurants & Leisure Facilities	450,000,000	0.210	94.50	2016/11/11 n.a.	China Everbright Capital Ltd.
08278	CMON Ltd.	Offer for sales Offer for placing Consumer Goods – Household Goods & Electronics	17,000,000 306,000,000	0.230 0.230	3.91 70.38	2016/12/02 n.a.	China Galaxy International Securities (Hong Kong) Co., Ltd.
08160	Goldway Education Group Ltd.	Offer for subscription Offer for placing Consumer Services – Support Services	75,000,000 97,500,000	0.205 0.205	15.38 19.99	2016/12/02 704.30	Kingsway Capital Ltd.
08411	K W Nelson Interior Architect Group Ltd.	Offer for placing Properties & Construction – Construction	250,000,000	0.200	50.00	2016/12/08 n.a.	Prosperity Capital Holdings Ltd.
08308	Gudou Holdings Ltd.	Offer for sales Offer for placing Consumer Services – Hotels, Casinos, Restaurants & Leisure Facilities	30,000,000 230,000,000	0.600 0.600	18.00 138.00	2016/12/09 n.a.	Celestial Capital Ltd.
08039	KNK Holdings Ltd.	Offer for placing Properties & Construction – Construction	138,000,000	0.325	44.85	2016/12/12 n.a.	Ample Capital Ltd.
08062	EFT Solutions Holdings Ltd.	Offer for subscription Offer for sales Offer for placing Information Technology – Software & Services	60,000,000 24,000,000 36,000,000	0.560 0.560 0.560	33.60 13.44 20.16	2016/12/15 1,277	Lego Corporate Finance Ltd.

Code	Company	Listing method/ Industry Classification *	No. of shares offered	Offer price (HK\$)	Funds raised (HK\$Mil)	Listing date/ subscription rate (times)	Sponsor
08342	Vixtel Technologies Holdings Ltd.	Offer for placing Information Technology – Software & Services	102,800,000	0.740	76.07	2016/12/15 n.a.	KGI Capital Asia Ltd.
08352	Sing On Holdings Ltd.	Offer for placing Properties & Construction – Construction	168,000,000	0.360	60.48	2016/12/16 n.a.	Ample Capital Ltd.
08353	Anacle Systems Ltd.	Offer for placing Information Technology – Software & Services	100,000,000	0.740	74.00	2016/12/16 n.a.	KGI Capital Asia Ltd.
08343	HongGuang Lighting Holdings Co. Ltd.	Offer for placing Industrials – Industrial Engineering	100,000,000	0.630	63.00	2016/12/30 n.a.	Lego Corporate Finance Ltd.
					Total	4,590.74	

* Industry Classification is provided by Hang Seng Indexes Company Limited.
New Hang Seng Industry Classification System took effect on 9 September 2013.

Withdrawal of listed companies from GEM

Code	Company	Last trading date	Delisted date
08036#	Goldenmars Technology Holdings Ltd.	2016/03/29	2016/03/30*
08068#	New Universe Environmental Group Ltd.	2016/07/29	2016/08/01*
08305#	Kwan On Holdings Ltd.	2016/08/12	2016/08/15*
08099#	China Wood Optimization (Holding) Ltd.	2016/09/09	2016/09/12*
08140#	ICO Group Ltd.	2016/10/11	2016/10/12*
08017	Long Success International (Holdings) Ltd.	2013/12/03	2016/10/19
08105#	Synergy Group Holdings International Ltd.	2016/10/25	2016/10/26*

Transfers of listing from GEM to Main Board pursuant to the revised Rule 9.24 of the GEM Listing Rules and to the new Chapter 9A of the Main Board Listing Rules effective from 1 July 2008.

* Effective date of the transfer of listing from GEM to Main Board

Company name changes – GEM

Code	Former name	New name	Effective date	Adoption date
08155	South China Land Ltd.	South China Assets Holdings Ltd.	2015/12/15	2016/01/18
08081	China Mobile Games and Cultural Investment Ltd.	Interactive Entertainment China Cultural Technology Inv Ltd.	2016/01/05	2016/01/29
08227	Xi'an Haitian Antenna Technologies Co. Ltd. – H Shares	Xi'an Haitian Antenna Holdings Co., Ltd. – H Shares	2015/12/23	2016/02/11
08260	Zebra Strategic Holdings Ltd.	Yin He Holdings Ltd.	2016/01/08	2016/03/01
08315	King Force Security Holdings Ltd.	King Force Group Holdings Ltd.	2016/02/12	2016/03/15
08176	EDS Wellness Holdings Ltd.	SkyNet Group Ltd.	2016/01/29	2016/03/22
08326	JC Group Holdings Ltd.	Tonking New Energy Group Holdings Ltd.	2016/04/05	2016/05/16
08173	Pan Asia Mining Ltd.	Union Asia Enterprise Holdings Ltd.	2016/04/11	2016/05/31
08068	New Universe International Group Ltd.	New Universe Environmental Group Ltd.	2016/05/06	2016/06/01
08261	Haitian Hydropower International Ltd.	Haitian Energy International Ltd.	2016/05/25	2016/07/13
08312	Brilliance Worldwide Holdings Ltd.	China Hanya Group Holdings Ltd.	2016/06/30	2016/07/22
08103	Tai Shing International (Holdings) Ltd.	Trillion Grand Corporate Co. Ltd.	2016/07/05	2016/07/26
08109	Creative Energy Solutions Holdings Ltd.	Kirin Group Holdings Ltd.	2016/06/21	2016/07/29
08088	AID Partners Capital Holdings Ltd.	AID Partners Technology Holdings Ltd.	2016/06/28	2016/08/05
08295	Asian Capital Holdings Ltd.	ZZ Capital International Limited	2016/08/10	2016/09/07
08078	China 3D Digital Entertainment Ltd.	HMV Digital China Group Ltd.	2016/08/02	2016/09/14
08206	China Communication Telecom Services Co. Ltd.	Shentong Robot Education Group Co. Ltd.	2016/08/05	2016/09/15
08207	Credit China Holdings Ltd.	Credit China FinTech Holdings Ltd.	2016/09/15	2016/10/04
08051	TeleEye Holdings Ltd.	CircuTech International Holdings Ltd.	2016/08/30	2016/10/20
08026	Prosten Technology Holdings Ltd.	Prosten Health Holdings Ltd.	2016/09/30	2016/10/21
08020	Chanceton Financial Group Ltd.	Unitas Holdings Ltd.	2016/10/04	2016/11/02
08048	Hong Kong Jewellery Holding Ltd.	Yu Tak International Holdings Ltd.	2016/09/07	2016/11/16
08047	Sky Forever Supply Chain Management Group Ltd.	China Ocean Fishing Holdings Ltd.	2016/10/19	2016/11/28

Reorganisations/demergers on GEM

Code	Company	Particulars	Proposed date Completed/ EGM date
08247	Biosino Bio-Technology and Science Incorporation – H Shares (Biosino)	Biosino proposed spin-off of Beijing Zhongsheng Jinyu Diagnostic Technology Co., Ltd. to be quoted on the National Equities Exchange and Quotations System.	2015/09/28 2016/09/22

Privatisations by major shareholder on GEM

Code	Company	Particulars	Last trading date	Delisted date
Nil				

Change of domicile of listed companies on GEM

Code	Former company	New company	Place of incorporation	Effective date
08159	Glory Mark Hi-Tech (Holdings) Ltd.	Glory Mark Hi-Tech (Holdings) Ltd.	Bermuda	2016/02/18

Companies under suspension on GEM as at the end of 2016

Code		Last closing price		Date of suspension
		(HK\$)	(Date)	
08061	AcrossAsia Ltd.	0.070	(2016/10/11)	2016/10/12
08306	China Nonferrous Metals Co. Ltd.	0.201	(2015/03/31)	2015/04/01
08299	Grand T G Gold Holdings Ltd.	0.072	(2010/11/10)	2010/11/11
08096	Ruifeng Petroleum Chemical Holdings Ltd.	0.110	(2013/03/28)	2013/04/02

Takeovers and mergers for GEM

Code	Company	Proposed date Offer closing date
08295	Asian Capital Holdings Ltd. (Name changed to ZZ Capital International Ltd.) Mandatory unconditional cash offer was made by Jinhui Capital Co. Ltd. at a price of HK\$0.39 for each share, HK\$0.19 for each option with exercise price of HK\$0.20	2016/03/10 2016/03/31
08197	Northeast Tiger Pharmaceutical Co. Ltd. – H Shares Mandatory unconditional cash offer was made by Solar Halo Ltd. and Beijing Baoying Chuangfu Investment Management Center (Limited Partnership) at a price of HK\$0.2001 for each H share, RMB0.1674 for each domestic share	2016/03/23 2016/04/13
08060	Global Link Communications Holdings Ltd. Mandatory unconditional cash offer was made by Honor Crest Holdings Ltd, a direct wholly-owned subsidiary of International Elite Ltd. at a price of HK\$0.08 for each share	2016/04/28 2016/05/19
08312	Brilliance Worldwide Holdings Ltd. (Name changed to China Hanya Group Holdings Ltd.) Mandatory unconditional cash offer was made by China Merit International Investment Inc. at a price of HK\$0.5908 for each share	2016/04/29 2016/05/20
08037	Rui Kang Pharmaceutical Group Investments Ltd. Voluntary conditional securities exchange offer was made by China Wah Yan Healthcare Ltd. (China Wah Yan) at 7 China Wah Yan shares for 2 Consolidated Rui Kang Pharmaceutical Group Investments Ltd. shares, 1 China Wah Yan share for 500 options (after share consolidation)	2016/04/20 2016/05/25
08051	TeleEye Holdings Ltd. (Name changed to CircuTech International Holdings Ltd.) Mandatory unconditional cash offer was made by Foxconn (Far East) Ltd. at a price of HK\$0.55 for each share	2016/05/20 2016/06/10
08080	North Asia Strategic Holdings Ltd. Mandatory unconditional cash offer was made by Lu Ying at a price of HK\$0.075 for each share	2016/05/20 2016/06/10
08277	Steed Oriental (Holdings) Co. Ltd. Mandatory unconditional cash offer was made by Sun Xue Song and Xue Zhao Qiang at a price of HK\$1.67 for each share, HK\$0.84 for each share option with exercise price of HK\$0.83, HK\$0.82 for each share option with exercise price of HK\$0.85	2016/07/22 2016/08/12
08249	Ningbo WanHao Holdings Co. Ltd. – H Shares Mandatory unconditional cash offer was made by He Keng at a price of HK\$0.116 for each H share	2016/08/24 2016/09/14
08159	Glory Mark Hi-Tech (Holdings) Ltd. Mandatory unconditional cash offer was made by PT Design Group Holdings Ltd. at a price of HK\$0.71875 for each share	2016/09/15 2016/10/06
08213	Epicurean and Co., Ltd. Mandatory unconditional cash offer was made by Win Union Investment Ltd. at a price of HK\$0.1211 for each share, HK\$0.0591 for each share option with exercise price of HK\$0.062, HK\$0.0311 for each share option with exercise price of HK\$0.090, HK\$0.00001 for each share option with exercise price of HK\$0.138, HK\$0.00001 for each share option with exercise price of HK\$0.210	2016/10/05 2016/11/04

Share subdivisions and share consolidations on GEM

Code	Stock	Particulars	New par value (HK\$)	Effective date
08120	China Demeter Investments Ltd.	Consolidation 5 into 1	0.0100 *	2016/02/04
08148	Aurum Pacific (China) Group Ltd.	Consolidation 10 into 1	0.0400	2016/02/22
08037	Rui Kang Pharmaceutical Group Investments Ltd.	Consolidation 2 into 1	0.1000	2016/02/23
08109	Kirin Group Holdings Ltd. (Formerly: Creative Energy Solutions Holdings Ltd.)	Consolidation 10 into 1	0.0500	2016/03/08
08201	PPS International (Holdings) Ltd.	Consolidation 10 into 1	0.0010	2016/03/15
08097	Pinestone Captial Ltd.	Split 1 into 10	0.0010	2016/03/15
08173	Union Asia Enterprise Holdings Ltd. (Formerly: Pan Asia Mining Ltd.)	Consolidation 8 into 1	0.0800	2016/04/11
08018	Finsoft Financial Investment Holdings Ltd.	Consolidation 10 into 1	0.0050	2016/04/19
08265	Powerwell Pacific Holdings Ltd.	Split 1 into 5	0.0200	2016/05/04
08261	Haitian Energy International Ltd. (Formerly: Haitian Hydropower International Ltd.)	Split 1 into 4	0.00125	2016/05/17
08246	Northern New Energy Holdings Ltd.	Split 1 into 8	0.00125	2016/05/20
08100	GET Holdings Ltd.	Consolidation 5 into 1	0.0100 *	2016/05/24
08006	Sino Splendid Holdings Ltd.	Consolidation 20 into 1	0.0100 *	2016/06/10
08186	IR Resources Ltd.	Consolidation 10 into 1	0.0100	2016/06/22
08195	L & A International Holdings Ltd.	Split 1 into 5	0.0020	2016/06/23
08179	Food Idea Holdings Ltd.	Consolidation 10 into 1	0.0100	2016/06/28
08133	Jete Power Holdings Ltd.	Split 1 into 5	0.0020	2016/07/08
08351	Larry Jewelry International Co. Ltd.	Consolidation 10 into 1	0.0100 *	2016/07/26
08108	Grand Peace Group Holdings Ltd.	Consolidation 10 into 1	1.0000	2016/08/11
08027	KPM Holding Ltd.	Split 1 into 8	0.00125	2016/08/19
08207	Credit China FinTech Holdings Ltd. (Formerly: Credit China Holdings Ltd.)	Split 1 into 5	0.0200	2016/09/19
08200	Sau San Tong Holdings Ltd.	Consolidation 2 into 1	0.0200	2016/09/23
08132	China Oil Gangran Energy Group Holdings Ltd.	Consolidation 2 into 1	0.0002	2016/09/30
08112	Focus Media Network Ltd.	Consolidation 10 into 1	0.1000	2016/11/02
08202	Inno-Tech Holdings Ltd.	Consolidation 5 into 1	0.0100 *	2016/11/04
08057	Madison Wine Holdings Ltd.	Split 1 into 10	0.0010	2016/11/08
08272	Chinese Food and Beverage Group Ltd.	Consolidation 2 into 1	0.0200	2016/11/14
08269	Wealth Glory Holdings Ltd.	Consolidation 6 into 1	0.0600	2016/12/07
08192	Global Energy Resources International Group Ltd.	Consolidation 8 into 1	0.0400	2016/12/08
08245	On Real International Holdings Ltd.	Split 1 into 8	0.00125	2016/12/15

* New par value after capital reorganisation

Bonus issues/bonus warrants on GEM

Code	Stock	Particulars	Ex-date
08171	China Trends Holdings Ltd.	1 for 1	2016/03/09
08081	Interactive Entertainment China Cultural Technology Inv Ltd. (Formerly: China Mobile Games and Cultural Investment Ltd.)	2 wts for 5 2 for 10	2016/05/11
08108	Grand Peace Group Holdings Ltd.	1 for 5 offer shs	2016/07/08
08098	CL Group (Holdings) Ltd.	1 for 1	2016/08/09

Rights issues/open offers on GEM

Code	Stock	Particulars	Funds raised (HK\$ mil)	Ex-date payment date
08063	Global Mastermind Holdings Ltd.	Rts 2 for 1 @\$0.10	152.91	2016/01/19 2016/02/16
08019	Hao Wen Holdings Ltd.	Rts 6 for 1 @\$0.16	245.32	2016/01/25 2016/02/18
08215	First Credit Finance Group Ltd.	Rts 9 for 1 @\$0.127	414.77	2016/02/23 2016/03/17
08081	Interactive Entertainment China Cultural Technology Inv Ltd. (Formerly: China Mobile Games and Cultural Investment Ltd.)	Rts 5 for 1 @\$0.155	530.20	2016/03/02 2016/03/29
08120	China Demeter Investments Ltd.	Open offer 1 for 2 @\$0.10	19.73	2016/03/10 2016/04/06
08109	Kirin Group Holdings Ltd. (Formerly: Creative Energy Solutions Holdings Ltd.)	Open offer 5 for 2 @\$0.12 (after consolidation 10 into 1)	102.71	2016/03/09 2016/04/06
08173	Union Asia Enterprise Holdings Ltd. (Formerly: Pan Asia Mining Ltd.)	Rts 8 for 1 @\$0.112 (after consolidation 8 into 1)	283.33	2016/04/12 2016/05/06
08148	Aurum Pacific (China) Group Ltd.	Open offer 1 for 2 @\$0.24	60.48	2016/04/15 2016/05/09
08086	DX.com Holdings Ltd.	Rts 1 for 1 @\$0.128	86.07	2016/04/14 2016/05/10
08018	Finsoft Financial Investment Holdings Ltd.	Rts 1 for 2 @\$0.324 (after consolidation 10 into 1)	77.76	2016/04/20 2016/05/16
08112	Focus Media Network Ltd.	Rts 5 for 1 @\$0.068	130.00	2016/04/26 2016/05/18
08186	IR Resources Ltd.	Rts 10 for 1 @\$0.01	262.40	2016/04/22 2016/05/19
08108	Grand Peace Group Holdings Ltd.	Open offer 10 for 1 @\$0.12 with bonus 1 for 5 offer shs	425.87	2016/07/08 2016/08/03
08351	Larry Jewelry International Co. Ltd.	Rts 9 for 1 @\$0.13 (after consolidation 10 into 1)	394.34	2016/07/27 2016/08/17
08272	Chinese Food and Beverage Group Ltd.	Rts 9 for 1 @\$0.13 (after consolidation 2 into 1)	309.09	2016/11/15 2016/12/12
Total			3,494.98	

Notes: Figures may not add up to total due to rounding.

Placings on GEM

Code	Company	New shares placed	Placing price (HK\$)	Funds raised (HK\$ mil)	Allotment date
08233	CIG Yangtze Ports PLC	140,000,000	0.4300	60.20	2016/01/04
08085	Hong Kong Life Sciences and Technologies Group Ltd.	790,000,000	0.1300	102.70	2016/01/05
08215	First Credit Finance Group Ltd.	60,480,000	0.1740	10.52	2016/01/08
08325	China Smartpay Group Holdings Ltd.	184,210,000	1.9000	350.00	2016/01/08
08086	DX.com Holdings Ltd.	112,000,000	0.2220	24.86	2016/01/21
08018	Finsoft Financial Investment Holdings Ltd.	800,000,000	0.0500	40.00	2016/01/27
08261	Haitian Hydropower International Ltd. (Name changed to Haitian Energy International Ltd.)	100,000,000	1.0000	100.00	2016/02/03
08046	Heng Xin China Holdings Ltd.	1,740,000,000	0.1150	200.10	2016/02/05
08072	Roma Group Ltd.	724,000,000	0.0290	21.00	2016/02/05
08295	Asian Capital Holdings Ltd. (Name changed to ZZ Capital International Limited)	1,630,756,836	0.2980	485.97	2016/02/24
08295	Asian Capital Holdings Ltd. (Name changed to ZZ Capital International Limited)	400,000,000	0.3876	155.04	2016/02/24
08256	Netel Technology (Holdings) Ltd.	10,000,000	0.1200	1.20	2016/02/26
08007	Global Strategic Group Ltd.	1,695,000,000	0.0350	59.33	2016/02/29
08132	China Oil Gangran Energy Group Holdings Ltd.	240,000,000	0.1050	25.20	2016/02/29
08026	Prosten Technology Holdings Ltd. (Name changed to Prosten Health Holdings Ltd.)	159,848,000	0.3100	49.55	2016/03/10
08130	Zhi Cheng Holdings Ltd.	1,600,000,000	0.1350	216.00	2016/03/31
08165	Jian ePayment Systems Ltd.	75,600,000	0.1110	8.39	2016/03/31
08256	Netel Technology (Holdings) Ltd.	27,000,000	0.1000	2.70	2016/04/05
08163	Merdeka Financial Services Group Ltd.	125,000,000	0.1190	14.88	2016/04/08
08212	Celebrate International Holdings Ltd.	44,376,000	0.2500	11.09	2016/04/12
08175	China Digital Culture (Group) Ltd.	312,500,000	0.4800	150.00	2016/04/14
08227	Xi'an Haitian Antenna Holdings Co., Ltd. – H Shares	32,000,000	0.3300	10.56	2016/04/21
08060	Global Link Communications Holdings Ltd.	1,000,000,000	0.0800	80.00	2016/04/21
08250	Silk Road Energy Services Group Ltd.	1,046,260,000	0.1950	204.02	2016/04/21
08227	Xi'an Haitian Antenna Holdings Co., Ltd. – H Shares	60,000,000	0.3300	19.80	2016/04/28
08166	China Eco-Farming Ltd.	420,000,000	0.1000	42.00	2016/05/03
08059	Glory Flame Holdings Ltd.	90,000,000	0.7200	64.80	2016/05/05
08178	China Information Technology Development Ltd.	1,830,792,000	0.1300	238.00	2016/05/09
08109	Creative Energy Solutions Holdings Ltd. (Name changed to Kirin Group Holdings Ltd.)	68,460,000	0.1450	9.93	2016/05/10
08206	China Communication Telecom Services Co. Ltd. (Name changed to Shentong Robot Education Group Co. Ltd.)	361,000,000	0.5000	180.50	2016/05/16
08260	Yin He Holdings Ltd.	25,000,000	0.6400	16.00	2016/05/20
08310	Dafeng Port Heshun Technology Co. Ltd.	168,000,000	0.5800	97.44	2016/05/30
08011	Polyard Petroleum International Group Ltd.	60,000,000	0.4140	24.84	2016/05/31
08097	Pinestone Capital Ltd.	110,000,000	0.5500	60.50	2016/06/02
08082	Sage International Group Ltd.	138,000,000	0.1400	19.32	2016/06/08
08201	PPS International (Holdings) Ltd.	300,000,000	0.0850	25.50	2016/06/08
08256	Netel Technology (Holdings) Ltd.	11,000,000	0.1160	1.28	2016/06/08
08011	Polyard Petroleum International Group Ltd.	30,000,000	0.4140	12.42	2016/06/10
08030	Flying Financial Service Holdings Ltd.	200,000,000	0.9450	189.00	2016/06/10
08260	Yin He Holdings Ltd.	30,000,000	0.6850	20.55	2016/06/13
08011	Polyard Petroleum International Group Ltd.	20,000,000	0.4140	8.28	2016/06/21
08163	Merdeka Financial Services Group Ltd.	270,000,000	0.0920	24.84	2016/06/24
08226	Sunrise (China) Technology Group Ltd.	227,500,000	0.1580	35.95	2016/06/24
08212	Celebrate International Holdings Ltd.	53,248,000	0.2250	11.98	2016/06/29
08100	GET Holdings Ltd.	8,583,000	0.5000	4.29	2016/07/01
08260	Yin He Holdings Ltd.	11,500,000	0.6710	7.72	2016/07/05
08125	Kate China Holdings Ltd.	33,000,000	2.4500	80.85	2016/07/05
08063	Global Mastermind Holdings Ltd.	458,700,000	0.1000	45.87	2016/07/08
08095	Beijing Beida Jade Bird Universal Sci-Tech Co. Ltd. – H Shs	96,960,000	0.9900	95.99	2016/07/11
08086	DX.com Holdings Ltd.	295,832,000	0.1100	32.54	2016/07/26
08103	Trillion Grand Corporate Co. Ltd.	19,870,313	0.5700	11.33	2016/07/28
08011	Polyard Petroleum International Group Ltd.	40,000,000	0.4140	16.56	2016/07/29
08186	IR Resources Ltd.	577,260,000	0.0380	21.94	2016/07/29
08148	Aurum Pacific (China) Group Ltd.	151,200,000	0.1290	19.50	2016/08/03
08326	Tonking New Energy Group Holdings Ltd.	9,000,000	5.5700	50.13	2016/08/04
08256	Netel Technology (Holdings) Ltd.	9,800,000	0.1000	0.98	2016/08/05
08143	Hua Xia Healthcare Holdings Ltd.	339,000,000	0.3100	105.09	2016/08/10
08279	AGTech Holdings Ltd.	4,817,399,245	0.3478	1,675.49	2016/08/10
08179	Food Idea Holdings Ltd.	130,560,000	0.1530	19.98	2016/08/11
08195	L & A International Holdings Ltd.	2,869,886,385	0.0209	59.98	2016/08/11
08173	Union Asia Enterprise Holdings Ltd.	569,199,627	0.0800	45.54	2016/08/12
08037	Rui Kang Pharmaceutical Group Investments Ltd.	131,380,000	0.1690	22.20	2016/08/15
08001	Orient Securities International Holdings Ltd.	18,000,000	0.8200	14.76	2016/08/31
08132	China Oil Gangran Energy Group Holdings Ltd.	48,000,000	0.0760	3.65	2016/08/31
08166	China Eco-Farming Ltd.	288,000,000	0.1500	43.20	2016/08/31
08018	Finsoft Financial Investment Holdings Ltd.	144,000,000	0.1500	21.60	2016/09/01
08047	Sky Forever Supply Chain Management Group Ltd. (Name changed to China Ocean Fishing Holdings Ltd.)	335,760,000	0.1000	33.58	2016/09/06
08181	Kong Shum Union Property Management (Holding) Ltd.	99,000,000	0.2300	22.77	2016/09/06
08312	China Hanya Group Holdings Ltd.	48,000,000	0.6300	30.24	2016/09/09
08266	Gold Tat Group International Ltd.	534,608,000	0.0690	36.89	2016/09/15
08260	Yin He Holdings Ltd.	30,000,000	1.0400	31.20	2016/09/19
08197	Northeast Tiger Pharmaceutical Co. Ltd. – H Shares	41,400,000	0.9700	40.16	2016/09/20
08277	Steed Oriental (Holdings) Co. Ltd.	18,400,000	1.1300	20.79	2016/10/04
08212	Celebrate International Holdings Ltd.	63,896,000	0.1700	10.86	2016/10/11
08041	Luxey International (Holdings) Ltd.	600,000,000	0.1000	60.00	2016/10/14
08202	Inno-Tech Holdings Ltd.	159,249,356	0.1000	15.92	2016/10/24
08307	Medicskin Holdings Ltd.	80,000,000	0.6480	51.84	2016/10/25
08089	Chinese Strategic Holdings Ltd.	150,000,000	0.2400	36.00	2016/10/27
08101	Jia Meng Holdings Ltd.	462,720,000	0.1000	46.27	2016/11/11
08256	Netel Technology (Holdings) Ltd.	25,000,000	0.1000	2.50	2016/11/25

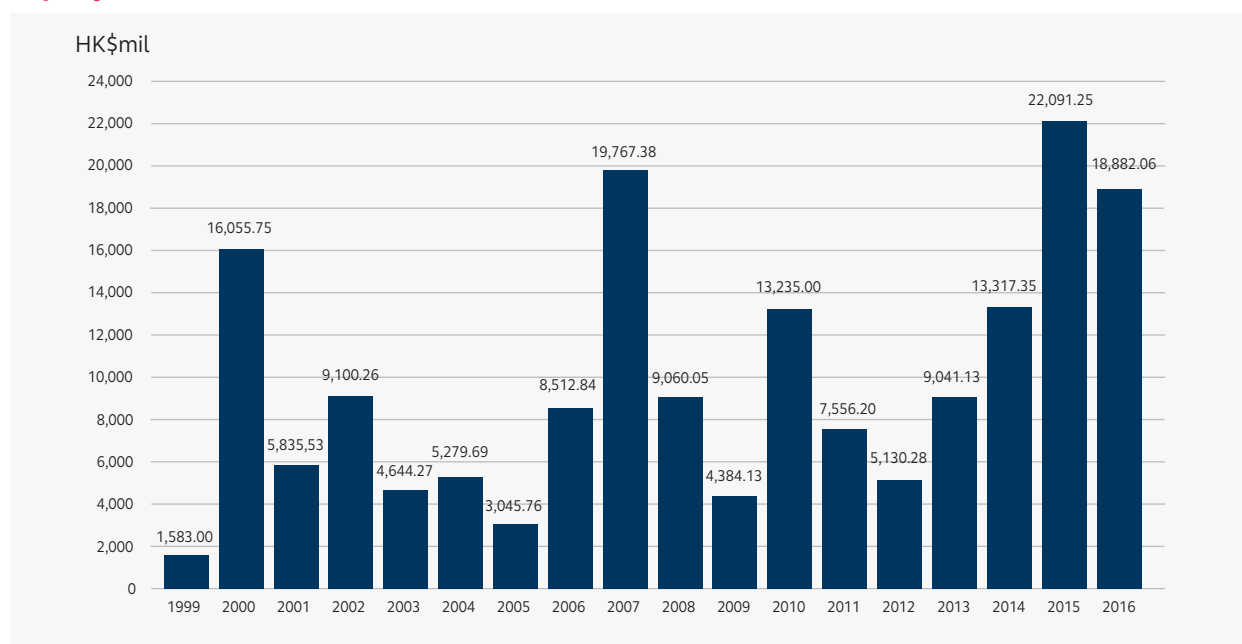
Code	Company	New shares placed	Placing price (HK\$)	Funds raised (HK\$ mil)	Allotment date
08202	Inno-Tech Holdings Ltd.	31,849,871	0.3500	11.15	2016/11/30
08120	China Demeter Investments Ltd.	118,340,000	0.1000	11.83	2016/12/02
08086	DX.com Holdings Ltd.	468,750,000	0.1280	60.00	2016/12/08
08132	China Oil Gangran Energy Group Holdings Ltd.	200,000,000	0.1010	20.20	2016/12/09
08063	Global Mastermind Holdings Ltd.	800,000,000	0.1400	112.00	2016/12/13
08176	SkyNet Group Ltd.	35,416,666	4.8000	170.00	2016/12/14
08227	Xi'an Haitian Antenna Holdings Co., Ltd. – H Shares	92,000,000	0.2500	23.00	2016/12/15
08190	Combest Holdings Ltd.	640,000,000	0.1000	64.00	2016/12/16
08260	Yin He Holdings Ltd.	109,050,000	0.9170	100.00	2016/12/23
08238	Winto Group (Holdings) Ltd.	1,440,000,000	0.0280	40.32	2016/12/30
08028	Timeless Software Ltd.	425,000,000	0.0950	40.38	2016/12/30
Total				6,977.31	

Funds raised by classification for GEM, 2012 – 2016

HK\$ mil

Type	Listing method	2012	2013	2014	2015	2016
Equities	Offer for subscription	60.00	-	11.12	-	341.02
	Offer for sale	65.80	295.64	220.72	365.55	241.59
	Offer for placing	1,000.56	2,887.81	1,928.61	2,375.28	4,008.14
	Placing	1,833.43	3,483.39	4,919.64	12,230.86	6,977.31
	Rights issue	554.59	66.94	1,484.61	1,463.38	2,886.20
	Open offer	498.76	557.55	1,981.32	3,651.01	608.79
	Consideration issue	939.13	1,357.05	2,074.04	1,225.82	3,325.41
	Warrants exercised	62.71	81.72	323.87	214.34	25.92
	Share option scheme	115.31	311.03	373.42	565.01	467.69
Equities funds raised		5,130.28	9,041.13	13,317.35	22,091.25	18,882.06
Equity warrants – premium		-	-	-	-	-

Equity funds raised for GEM, 1999-2016



Funds raised by Mainland enterprises H shares for GEM, 2012 – 2016

HK\$ mil

Type	Listing method	2012	2013	2014	2015	2016
Equities	Offer for subscription	-	-	-	-	-
	Offer for sale	-	-	-	-	-
	Offer for placing	-	-	-	77.60	-
	Placing	-	241.40	-	239.45	189.51
	Rights issue	-	-	-	-	-
	Open offer	-	-	-	-	-
	Consideration issue	-	-	-	15.64	13.20
	Warrants exercised	-	-	-	-	-
	Share option scheme	-	-	-	-	-
Equities funds raised		-	241.40	-	332.69	202.71

Funds raised by Red Chip stocks for GEM, 2012 – 2016

HK\$ mil

Type	Listing method	2012	2013	2014	2015	2016
Equities	Offer for subscription	-	-	-	-	-
	Offer for sale	-	-	-	-	-
	Offer for placing	-	699.20	-	-	-
	Placing	53.82	-	300.76	65.00	97.44
	Rights issue	-	-	-	-	-
	Open offer	-	-	-	-	-
	Consideration issue	-	135.00	223.65	71.43	-
	Warrants exercised	-	-	-	-	-
	Share option scheme	-	3.56	0.64	24.91	-
Equities funds raised		53.82	837.76	525.05	161.33	97.44

Newly listed equity warrants on GEM, 2016

Code	Warrant	Subscription price per unit (HK\$)	Subscription period	Initial issued amount (HK\$)	Listing date
08015	China Trends Holdings Ltd. Warrants 2021	0.0125	2016/03/29 – 2021/03/28	101,998,893	2016/03/30

List of expired equity warrants for GEM, 2016

Code	Warrant	Last trading date	Delisted date
08151	Luxey International (Holdings) Ltd. Warrants 2016	2016/07/07	2016/07/13

Market value and trading for equity warrants on GEM, 2012 – 2016

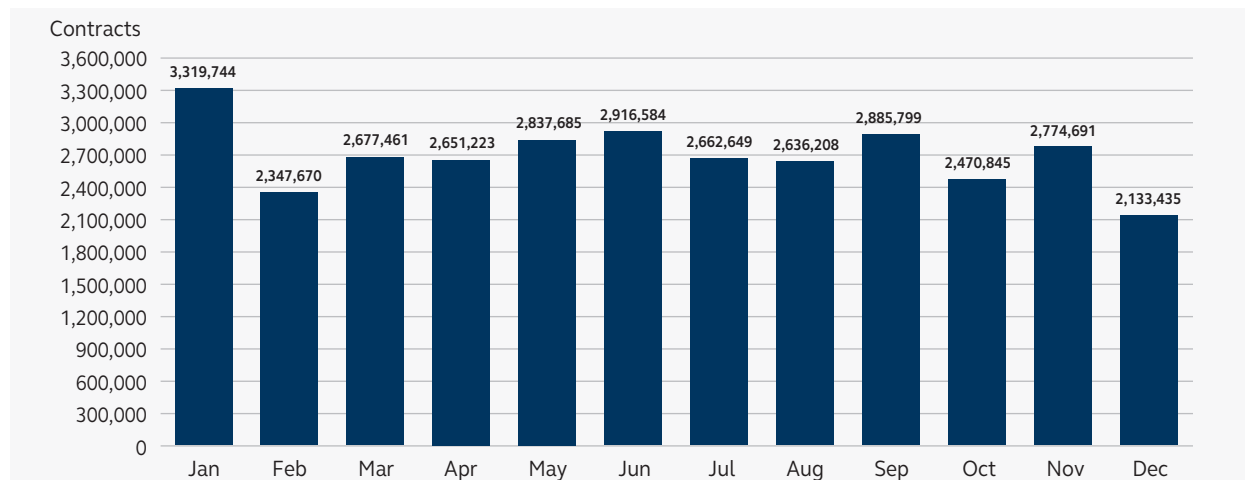
Year/Month	Number *	Market value * HK\$mil	Turnover value HK\$mil	(%) of market total
2012	1	8.00	0.41	0.00
2013	0	0.00	0.85	0.00
2014	0	0.00	0.00	0.00
2015	1	9.86	45.68	0.02
2016	1	62.90	42.73	0.04
2016	Jan	9.86	0.00	0.00
	Feb	9.86	0.00	0.00
	Mar	99.62	2.64	0.03
	Apr	107.10	22.61	0.19
	May	90.77	7.99	0.08
	Jun	72.78	0.98	0.01
	Jul	62.92	0.10	0.00
	Aug	62.92	0.14	0.00
	Sep	62.92	5.74	0.06
	Oct	62.92	1.49	0.02
	Nov	62.90	0.86	0.01
	Dec	62.90	0.19	0.00

* Month-end or year-end figures.

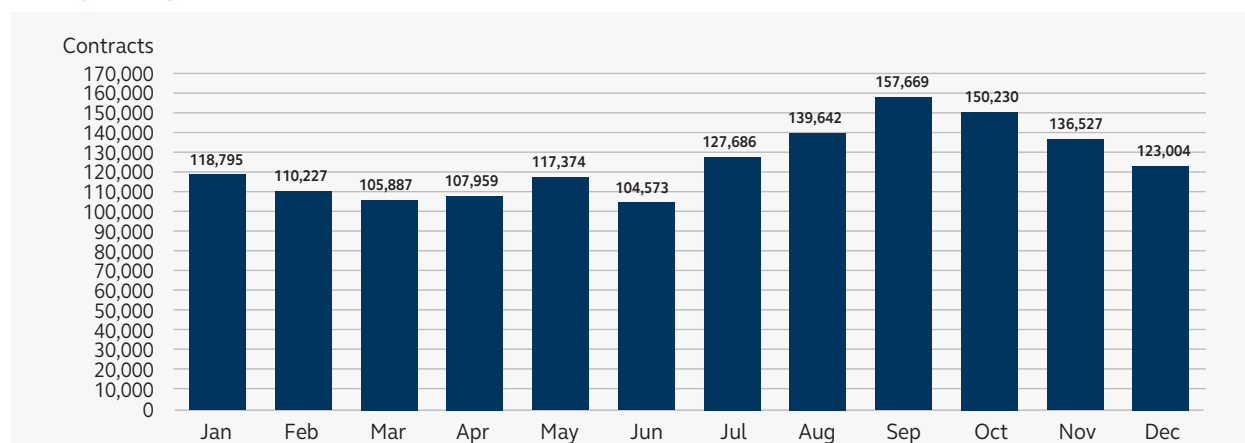
Hang Seng Index futures – trading statistics, 2012-2016

Year/Month	No. of trading days	Contracts			
		Total volume	Average daily volume	Period end open interest	
2012	245.5	20,353,069	82,905	139,344	
2013	244.0	19,580,330	80,247	107,304	
2014	247.0	17,067,247	69,098	99,195	
2015	247.0	21,239,775	85,991	97,118	
2016	247.0	32,313,994	130,826	123,004	
2016	Jan	20.0	3,319,744	165,987	118,795
	Feb	18.0	2,347,670	130,426	110,227
	Mar	21.0	2,677,461	127,498	105,887
	Apr	20.0	2,651,223	132,561	107,959
	May	21.0	2,837,685	135,128	117,374
	Jun	21.0	2,916,584	138,885	104,573
	Jul	20.0	2,662,649	133,132	127,686
	Aug	23.0	2,636,208	114,618	139,642
	Sep	21.0	2,885,799	137,419	157,669
	Oct	20.0	2,470,845	123,542	150,230
	Nov	22.0	2,774,691	126,122	136,527
	Dec	20.0	2,133,435	106,672	123,004
2016	Highest (date)		316,855 (27/09)		191,550 (27/09)

Hang Seng Index futures – monthly volume, 2016



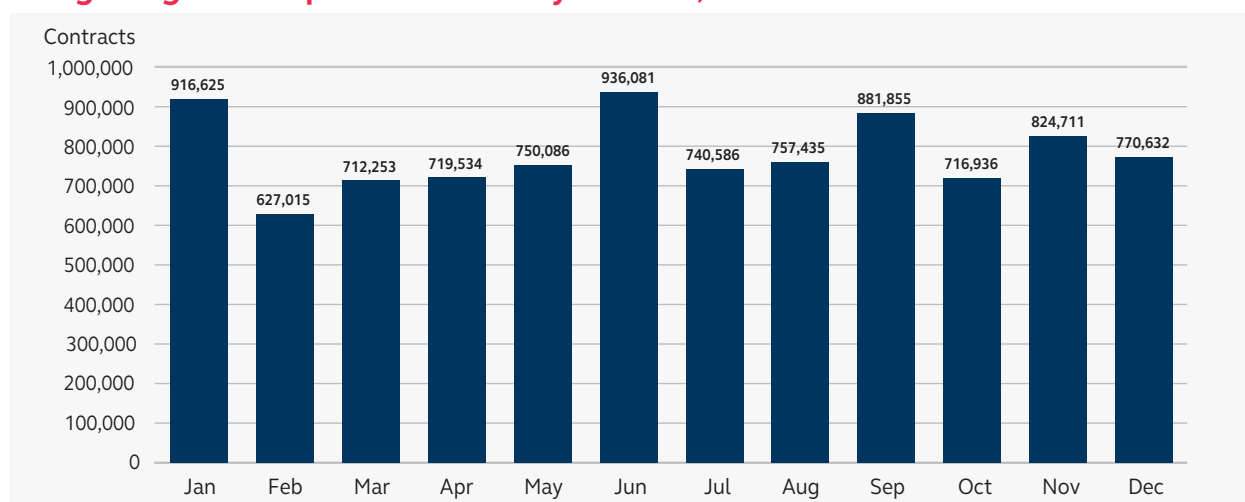
Hang Seng Index futures – month-end open interest, 2016



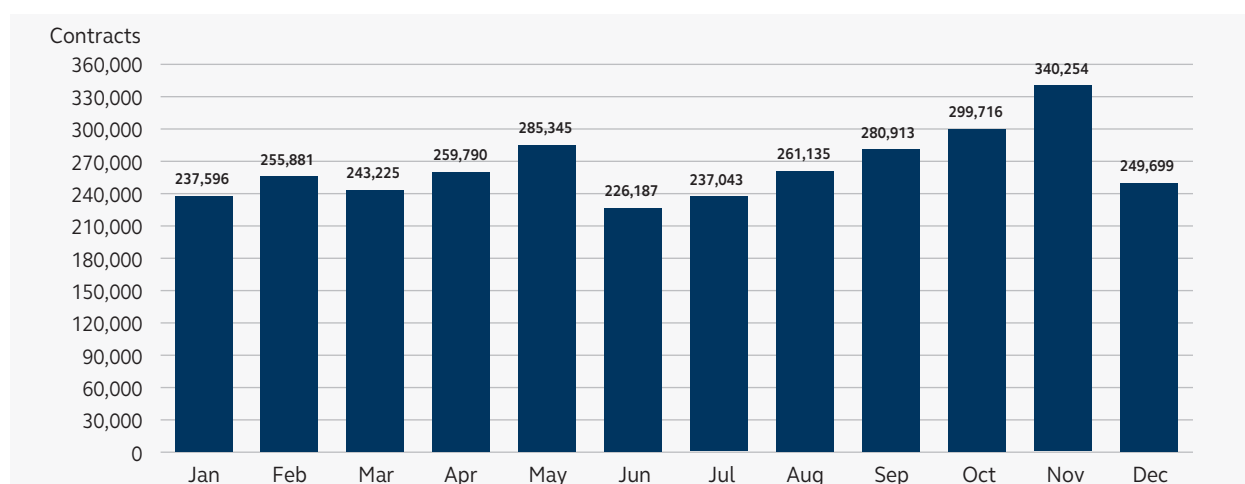
Hang Seng Index options – trading statistics, 2012-2016

Year/Month	No. of trading days	Volume (contracts)			Average daily	Period end open interest (contracts)
		Call	Put	Total		
2012	245.5	4,101,858	5,128,287	9,230,145	37,597	260,785
2013	244.0	4,049,293	4,552,216	8,601,509	35,252	173,176
2014	247.0	3,549,493	3,969,217	7,518,710	30,440	169,950
2015	247.0	3,524,583	3,990,883	7,515,466	30,427	172,564
2016	247.0	4,195,192	5,158,557	9,353,749	37,869	249,699
2016 Jan	20.0	429,270	487,355	916,625	45,831	237,596
2016 Feb	18.0	293,101	333,914	627,015	34,834	255,881
2016 Mar	21.0	322,275	389,978	712,253	33,917	243,225
2016 Apr	20.0	337,908	381,626	719,534	35,977	259,790
2016 May	21.0	364,950	385,136	750,086	35,718	285,345
2016 Jun	21.0	405,719	530,362	936,081	44,575	226,187
2016 Jul	20.0	325,100	415,486	740,586	37,029	237,043
2016 Aug	23.0	334,224	423,211	757,435	32,932	261,135
2016 Sep	21.0	373,063	508,792	881,855	41,993	280,913
2016 Oct	20.0	321,292	395,644	716,936	35,847	299,716
2016 Nov	22.0	357,554	467,157	824,711	37,487	340,254
2016 Dec	20.0	330,736	439,896	770,632	38,532	249,699
2016 Highest (date)				112,552 (24/06)		453,067 (28/12)

Hang Seng Index options – monthly volume, 2016



Hang Seng Index options – month-end open interest 2016



Mini-Hang Seng Index futures – trading statistics, 2012-2016

Year/Month	No. of trading days	Contracts		
		Total volume	Average daily volume	Period end open interest
2012	245.5	8,545,847	34,810	6,638
2013	244.0	7,853,800	32,188	5,835
2014	247.0	6,959,838	28,177	7,472
2015	247.0	10,046,556	40,674	7,556
2016	247.0	12,477,552	50,516	9,572
2016 Jan	20.0	1,207,805	60,390	10,336
Feb	18.0	904,040	50,224	9,911
Mar	21.0	975,235	46,440	9,138
Apr	20.0	986,027	49,301	8,455
May	21.0	1,048,626	49,935	8,635
Jun	21.0	1,247,558	59,408	10,857
Jul	20.0	1,011,595	50,580	10,738
Aug	23.0	978,698	42,552	11,572
Sep	21.0	1,148,180	54,675	9,151
Oct	20.0	977,911	48,896	8,324
Nov	22.0	1,123,814	51,082	7,708
Dec	20.0	868,063	43,403	9,572
2016 Highest (date)		141,519 (24/06)		17,236 (30/08)

Mini-Hang Seng Index options – trading statistics, 2012-2016

Year/Month	No. of trading days	Volume (contracts)				Period end open interest (contracts)
		Call	Put	Total volume	Average daily volume	
2012	245.5	597,429	633,568	1,230,997	5,014	12,363
2013	244.0	558,839	598,427	1,157,266	4,743	4,665
2014	247.0	473,906	487,448	961,354	3,892	5,734
2015	247.0	521,643	512,170	1,033,813	4,185	4,945
2016	247.0	694,850	729,529	1,424,379	5,767	11,917
2016 Jan	20.0	52,902	59,648	112,550	5,628	9,179
Feb	18.0	41,411	42,943	84,354	4,686	9,572
Mar	21.0	46,251	47,731	93,982	4,475	9,008
Apr	20.0	59,998	62,892	122,890	6,145	10,952
May	21.0	52,590	53,213	105,803	5,038	9,423
Jun	21.0	54,588	60,228	114,816	5,467	8,813
Jul	20.0	51,765	55,203	106,968	5,348	9,488
Aug	23.0	57,903	66,398	124,301	5,404	11,483
Sep	21.0	66,757	70,714	137,471	6,546	9,370
Oct	20.0	68,027	65,995	134,022	6,701	10,239
Nov	22.0	72,127	76,214	148,341	6,743	10,535
Dec	20.0	70,531	68,350	138,881	6,944	11,917
2016 Highest (date)				17,771 (09/11)		27,251 (28/12)

H-shares Index futures – trading statistics, 2012-2016

Year/Month	No. of trading days	Contracts		
		Total volume	Average daily volume	Period end open interest
2012	245.5	15,923,813	64,863	181,909
2013	244.0	20,871,257	85,538	217,646
2014	247.0	21,984,297	89,005	259,173
2015	247.0	33,379,310	135,139	384,767
2016	247.0	33,031,130	133,729	322,024
2016 Jan	20.0	3,559,977	177,999	421,424
Feb	18.0	2,605,797	144,767	350,340
Mar	21.0	2,923,381	139,209	357,894
Apr	20.0	2,791,993	139,600	345,973
May	21.0	2,753,423	131,115	335,911
Jun	21.0	3,018,458	143,736	366,688
Jul	20.0	2,324,489	116,224	368,263
Aug	23.0	2,563,363	111,451	340,943
Sep	21.0	2,932,704	139,653	349,588
Oct	20.0	2,319,797	115,990	360,598
Nov	22.0	2,803,779	127,445	287,784
Dec	20.0	2,433,969	121,698	322,024
2016 Highest (date)		432,771 (26/01)		509,081 (27/01)

H-shares Index options – trading statistics, 2012-2016

Year/Month	No. of trading days	Volume (contracts)				Period end open interest (contracts)
		Call	Put	Total volume	Average daily volume	
2012	245.5	2,966,744	3,334,145	6,300,889	25,666	589,342
2013	244.0	3,814,440	4,212,834	8,027,274	32,899	858,416
2014	247.0	4,278,275	4,720,622	8,998,897	36,433	991,190
2015	247.0	7,345,514	7,958,731	15,304,245	61,961	1,625,661
2016	247.0	9,116,891	10,358,835	19,475,726	78,849	2,066,340
2016 Jan	20.0	900,926	1,083,026	1,983,952	99,198	2,140,193
Feb	18.0	660,285	778,914	1,439,199	79,956	2,429,991
Mar	21.0	857,909	845,539	1,703,448	81,117	2,214,952
Apr	20.0	697,086	684,822	1,381,908	69,095	2,366,425
May	21.0	637,258	726,196	1,363,454	64,926	2,555,199
Jun	21.0	808,360	851,410	1,659,770	79,037	2,069,046
Jul	20.0	612,398	725,161	1,337,559	66,878	2,195,050
Aug	23.0	810,036	809,978	1,620,014	70,435	2,453,276
Sep	21.0	1,006,113	1,080,370	2,086,483	99,356	2,560,117
Oct	20.0	657,241	785,707	1,442,948	72,147	2,775,349
Nov	22.0	839,506	1,037,452	1,876,958	85,316	2,965,250
Dec	20.0	629,773	950,260	1,580,033	79,002	2,066,340
2016 Highest (date)				150,686 (07/01)		3,276,956 (28/12)

Mini H-shares Index futures – trading statistics, 2012-2016

Year/Month	No. of trading days	Contracts		
		Total volume	Average daily volume	Period end open interest
2012	245.5	1,560,515	6,356	2,276
2013	244.0	2,252,621	9,232	3,608
2014	247.0	3,429,393	13,884	3,588
2015	247.0	7,506,543	30,391	6,088
2016	247.0	4,870,262	19,718	4,399
2016 Jan	20.0	645,332	32,267	6,772
Feb	18.0	404,334	22,463	6,415
Mar	21.0	451,926	21,520	5,122
Apr	20.0	404,274	20,214	4,765
May	21.0	361,860	17,231	5,814
Jun	21.0	430,224	20,487	4,920
Jul	20.0	318,738	15,937	5,172
Aug	23.0	362,950	15,780	4,571
Sep	21.0	441,928	21,044	5,049
Oct	20.0	349,368	17,468	5,247
Nov	22.0	414,872	18,858	5,720
Dec	20.0	284,456	14,223	4,399
2016 Highest (date)		64,131 (24/06)		10,563 (24/05)

Mini H-shares Index Options – trading statistics, 2016

Year/Month	No. of trading days	Volume (contracts)				Period end open interest (contracts)
		Call	Put	Total volume	Average daily volume	
2016 *	81.0	91,932	105,467	197,399	2,437	3,265
2016 Sep	19.0	27,248	32,340	59,588	3,136	5,441
Oct	20.0	16,621	18,080	34,701	1,735	5,550
Nov	22.0	30,776	32,649	63,425	2,883	7,406
Dec	20.0	17,287	22,398	39,685	1,984	3,265
2016 Highest (date)				7,404 (09/11)		16,714 (28/11)

* Trading in Mini H-shares Index Options commenced on 5 Sep 2016

HSI Dividend Point Index Futures – trading statistics, 2012-2016

Year/Month	No. of trading days	Contracts		
		Total volume	Average daily volume	Period end open interest
2012	245.5	20,793	85	1,969
2013	244.0	11,214	46	4,599
2014	247.0	15,658	63	3,480
2015	247.0	9,573	39	2,581
2016	247.0	16,886	68	4,621
2016 Jan	20.0	252	13	2,830
Feb	18.0	2,925	163	4,605
Mar	21.0	4,325	206	5,875
Apr	20.0	5,190	260	7,781
May	21.0	2,552	122	7,361
Jun	21.0	120	6	7,081
Jul	20.0	2	0	7,081
Aug	23.0	0	0	7,081
Sep	21.0	100	5	7,081
Oct	20.0	0	0	7,081
Nov	22.0	500	23	7,381
Dec	20.0	920	46	4,621
2016 Highest (date)		1,650 (26/05)		7,882 (25/05)

HSCEI Dividend Point Index Futures – trading statistics, 2012-2016

Year/Month	No. of trading days	Contracts		
		Total volume	Average daily volume	Period end open interest
2012	245.5	184,786	753	48,879
2013	244.0	156,496	641	51,075
2014	247.0	240,572	974	48,174
2015	247.0	205,269	831	75,426
2016	247.0	589,188	2,385	109,112
2016 Jan	20.0	72,435	3,622	107,086
Feb	18.0	68,932	3,830	135,108
Mar	21.0	88,730	4,225	160,528
Apr	20.0	49,150	2,458	144,844
May	21.0	69,761	3,322	168,098
Jun	21.0	18,717	891	172,653
Jul	20.0	23,107	1,155	177,539
Aug	23.0	48,466	2,107	165,435
Sep	21.0	57,840	2,754	157,453
Oct	20.0	39,375	1,969	179,076
Nov	22.0	35,820	1,628	178,985
Dec	20.0	16,855	843	109,112
2016 Highest (date)		25,553 (07/01)		184,626 (13/12)

Flexible Hang Seng Index Options – trading statistics, 2012-2016

Year/Month	No. of trading days	Volume (contracts)				Average daily volume	Period end open interest (contracts)
		Call	Put	Total volume			
2012	245.5	5,296	8,887	14,183	58	9,468	
2013	244.0	8,458	739	9,197	38	506	
2014	247.0	100	250	350	1	50	
2015	247.0	1,775	3,525	5,300	21	2,975	
2016	247.0	0	560	560	2	0	
2016 Jan	20.0	0	0	0	0	2,975	
2016 Feb	18.0	0	0	0	0	2,975	
2016 Mar	21.0	0	0	0	0	2,975	
2016 Apr	20.0	0	0	0	0	2,975	
2016 May	21.0	0	0	0	0	2,975	
2016 Jun	21.0	0	560	560	27	2,975	
2016 Jul	20.0	0	0	0	0	2,975	
2016 Aug	23.0	0	0	0	0	2,975	
2016 Sep	21.0	0	0	0	0	2,975	
2016 Oct	20.0	0	0	0	0	2,975	
2016 Nov	22.0	0	0	0	0	2,975	
2016 Dec	20.0	0	0	0	0	0	
2016 Highest (date)				280 (28/06)		3,255 (27/06)	

Flexible H-shares Index Options – trading statistics, 2012-2016

Year/Month	No. of trading days	Volume (contracts)				Average daily volume	Period end open interest (contracts)
		Call	Put	Total volume			
2012	245.5	3,556	7,615	11,171	46	9,821	
2013	244.0	11,174	19,615	30,789	126	25,099	
2014	247.0	9,920	26,701	36,621	148	25,440	
2015	247.0	15,283	24,565	39,848	161	16,131	
2016	247.0	10,696	5,920	16,616	67	11,930	
2016 Jan	20.0	0	0	0	0	16,131	
2016 Feb	18.0	2,200	1,500	3,700	206	19,831	
2016 Mar	21.0	2,000	0	2,000	95	20,731	
2016 Apr	20.0	0	0	0	0	18,531	
2016 May	21.0	0	0	0	0	18,531	
2016 Jun	21.0	2,264	2,000	4,264	203	12,683	
2016 Jul	20.0	0	0	0	0	12,683	
2016 Aug	23.0	0	0	0	0	12,683	
2016 Sep	21.0	942	0	942	45	13,569	
2016 Oct	20.0	1,890	1,890	3,780	189	17,349	
2016 Nov	22.0	1,400	0	1,400	64	18,749	
2016 Dec	20.0	0	530	530	27	11,930	
2016 Highest (date)				4,000 (10/06)		22,795 (28/06)	

HSI Volatility Index Futures – trading statistics, 2012-2016

Year/Month	No. of trading days	Contracts		
		Total volume	Average daily volume	Period end open interest
2012 *	214.5	1,526	7	8
2013	244.0	978	4	21
2014	247.0	475	2	2
2015	247.0	464	2	1
2016	247.0	87	0	0
2016 Jan	20.0	15	1	1
Feb	18.0	3	0	1
Mar	21.0	12	1	3
Apr	20.0	29	1	28
May	21.0	24	1	9
Jun	21.0	2	0	7
Jul	20.0	2	0	7
Aug	23.0	0	0	0
Sep	21.0	0	0	0
Oct	20.0	0	0	0
Nov	22.0	0	0	0
Dec	20.0	0	0	0
2016 Highest (date)		11 (29/04)		28 (29/04)

* Trading in HSI Volatility Index Futures commenced on 20 Feb 2012

CES China 120 Index Futures – trading statistics, 2013-2016

Year/Month	No. of trading days	Contracts		
		Total volume	Average daily volume	Period end open interest
2013 *	96.0	50,213	523	203
2014	247.0	40,283	163	93
2015	247.0	27,427	111	5
2016	247.0	642	3	16
2016 Jan	20.0	85	4	19
Feb	18.0	45	3	15
Mar	21.0	13	1	9
Apr	20.0	33	2	7
May	21.0	80	4	11
Jun	21.0	17	1	11
Jul	20.0	71	4	21
Aug	23.0	52	2	5
Sep	21.0	35	2	10
Oct	20.0	40	2	10
Nov	22.0	26	1	11
Dec	20.0	145	7	16
2016 Highest (date)		31 (25/05)		41 (28/07)

* Trading in CES China 120 Index Futures commenced on 12 Aug 2013

CES Gaming Top 10 Index Futures – trading statistics, 2016

Year/Month	No. of trading days	Contracts		
		Total volume	Average daily volume	Period end open interest
2016 *	164.0	0	0	0
2016 May	17.0	0	0	0
Jun	21.0	0	0	0
Jul	20.0	0	0	0
Aug	23.0	0	0	0
Sep	21.0	0	0	0
Oct	20.0	0	0	0
Nov	22.0	0	0	0
Dec	20.0	0	0	0
2016 Highest (date)		0 -		0 -

* Trading in CES Gaming Top 10 Index Futures commenced on 9 May 2016

Hang Seng Mainland Oil & Gas Index Futures – trading statistics, 2016

Year/Month	No. of trading days	Contracts		
		Total volume	Average daily volume	Period end open interest
2016 *	164.0	6	0	1
2016 May	17.0	0	0	0
Jun	21.0	0	0	0
Jul	20.0	0	0	0
Aug	23.0	0	0	0
Sep	21.0	0	0	0
Oct	20.0	0	0	0
Nov	22.0	0	0	0
Dec	20.0	6	0	1
2016 Highest (date)		5 (09/12)		6 (29/12)

* Trading in Hang Seng Mainland Oil & Gas Index Futures commenced on 9 May 2016

Hang Seng Mainland Banks Index Futures – trading statistics, 2016

Year/Month	No. of trading days	Contracts		
		Total volume	Average daily volume	Period end open interest
2016 *	164.0	285	2	8
2016 May	17.0	60	4	2
Jun	21.0	14	1	5
Jul	20.0	5	0	0
Aug	23.0	6	0	0
Sep	21.0	6	0	2
Oct	20.0	7	0	1
Nov	22.0	5	0	4
Dec	20.0	182	9	8
2016 Highest (date)		50 (09/05)		52 (12/12)

* Trading in Hang Seng Mainland Banks Index Futures commenced on 9 May 2016

Hang Seng Mainland Healthcare Index Futures – trading statistics, 2016

Year/Month	No. of trading days	Contracts		
		Total volume	Average daily volume	Period end open interest
2016 *	164.0	0	0	0
2016 May	17.0	0	0	0
Jun	21.0	0	0	0
Jul	20.0	0	0	0
Aug	23.0	0	0	0
Sep	21.0	0	0	0
Oct	20.0	0	0	0
Nov	22.0	0	0	0
Dec	20.0	0	0	0
2016 Highest (date)		0 -		0 -

* Trading in Hang Seng Mainland Healthcare Index Futures commenced on 9 May 2016

Hang Seng Mainland Properties Index Futures – trading statistics, 2016

Year/Month	No. of trading days	Contracts		
		Total volume	Average daily volume	Period end open interest
2016 *	164.0	5	0	0
2016 May	17.0	0	0	0
Jun	21.0	0	0	0
Jul	20.0	0	0	0
Aug	23.0	0	0	0
Sep	21.0	0	0	0
Oct	20.0	0	0	0
Nov	22.0	0	0	0
Dec	20.0	5	0	0
2016 Highest (date)		5 (09/12)		5 (29/12)

* Trading in Hang Seng Mainland Properties Index Futures commenced on 9 May 2016

Hang Seng IT Hardware Index Futures – trading statistics, 2016

Year/Month	No. of trading days	Contracts		
		Total volume	Average daily volume	Period end open interest
2016 *	164.0	0	0	0
2016 May	17.0	0	0	0
Jun	21.0	0	0	0
Jul	20.0	0	0	0
Aug	23.0	0	0	0
Sep	21.0	0	0	0
Oct	20.0	0	0	0
Nov	22.0	0	0	0
Dec	20.0	0	0	0
2016 Highest (date)		0 -		0 -

* Trading in Hang Seng IT Hardware Index Futures commenced on 9 May 2016

Hang Seng Software & Services Index Futures – trading statistics, 2016

Year/Month	No. of trading days	Contracts		
		Total volume	Average daily volume	Period end open interest
2016 *	164.0	0	0	0
2016 May	17.0	0	0	0
Jun	21.0	0	0	0
Jul	20.0	0	0	0
Aug	23.0	0	0	0
Sep	21.0	0	0	0
Oct	20.0	0	0	0
Nov	22.0	0	0	0
Dec	20.0	0	0	0
2016 Highest (date)		0 -		0 -

* Trading in Hang Seng Software & Services Index Futures commenced on 9 May 2016

IBOVESPA Futures – trading statistics, 2012-2016

Year/Month	No. of trading days	Contracts		
		Total volume	Average daily volume	Period end open interest
2012 *	185.5	7	0	0
2013	244.0	0	0	0
2014	247.0	0	0	0
2015	247.0	0	0	0
2016	247.0	0	0	0
2016 Jan	20.0	0	0	0
Feb	18.0	0	0	0
Mar	21.0	0	0	0
Apr	20.0	0	0	0
May	21.0	0	0	0
Jun	21.0	0	0	0
Jul	20.0	0	0	0
Aug	23.0	0	0	0
Sep	21.0	0	0	0
Oct	20.0	0	0	0
Nov	22.0	0	0	0
Dec	20.0	0	0	0
2016 Highest (date)		0		0
		-		-

* Trading in IBOVESPA Futures commenced on 30 Mar 2012

MICEX Index Futures – trading statistics, 2012-2016

Year/Month	No. of trading days	Contracts		
		Total volume	Average daily volume	Period end open interest
2012 *	185.5	8	0	0
2013	244.0	0	0	0
2014	247.0	0	0	0
2015	247.0	0	0	0
2016	247.0	0	0	0
2016 Jan	20.0	0	0	0
Feb	18.0	0	0	0
Mar	21.0	0	0	0
Apr	20.0	0	0	0
May	21.0	0	0	0
Jun	21.0	0	0	0
Jul	20.0	0	0	0
Aug	23.0	0	0	0
Sep	21.0	0	0	0
Oct	20.0	0	0	0
Nov	22.0	0	0	0
Dec	20.0	0	0	0
2016 Highest (date)		0		0
		-		-

* Trading in MICEX Index Futures commenced on 30 Mar 2012

S&P BSE Sensex Index Futures – trading statistics, 2012-2016

Year/Month	No. of trading days	Contracts		
		Total volume	Average daily volume	Period end open interest
2012 *	185.5	190	1	0
2013	244.0	0	0	0
2014	247.0	0	0	0
2015	247.0	0	0	0
2016	247.0	0	0	0
2016 Jan	20.0	0	0	0
2016 Feb	18.0	0	0	0
2016 Mar	21.0	0	0	0
2016 Apr	20.0	0	0	0
2016 May	21.0	0	0	0
2016 Jun	21.0	0	0	0
2016 Jul	20.0	0	0	0
2016 Aug	23.0	0	0	0
2016 Sep	21.0	0	0	0
2016 Oct	20.0	0	0	0
2016 Nov	22.0	0	0	0
2016 Dec	20.0	0	0	0
2016 Highest (date)		0		0
		-		-

* Trading in S&P BSE Sensex Index Futures commenced on 30 Mar 2012

FTSE/JSE Top40 Futures – trading statistics, 2012-2016

Year/Month	No. of trading days	Contracts		
		Total volume	Average daily volume	Period end open interest
2012 *	185.5	0	0	0
2013	244.0	0	0	0
2014	247.0	0	0	0
2015	247.0	0	0	0
2016	247.0	0	0	0
2016 Jan	20.0	0	0	0
2016 Feb	18.0	0	0	0
2016 Mar	21.0	0	0	0
2016 Apr	20.0	0	0	0
2016 May	21.0	0	0	0
2016 Jun	21.0	0	0	0
2016 Jul	20.0	0	0	0
2016 Aug	23.0	0	0	0
2016 Sep	21.0	0	0	0
2016 Oct	20.0	0	0	0
2016 Nov	22.0	0	0	0
2016 Dec	20.0	0	0	0
2016 Highest (date)		0		0
		-		-

* Trading in FTSE/JSE Top40 Futures commenced on 30 Mar 2012

Three-month HIBOR futures – trading statistics, 2012-2016

Year/Month	No. of trading days	Contracts		
		Total volume	Average daily volume	Period end open interest
2012	245.5	150	1	0
2013	244.0	2	0	1
2014	247.0	35	0	5
2015	247.0	90	0	0
2016	247.0	52	0	40
2016 Jan	20.0	2	0	2
2016 Feb	18.0	0	0	2
2016 Mar	21.0	10	0	0
2016 Apr	20.0	0	0	0
2016 May	21.0	0	0	0
2016 Jun	21.0	0	0	0
2016 Jul	20.0	0	0	0
2016 Aug	23.0	0	0	0
2016 Sep	21.0	0	0	0
2016 Oct	20.0	0	0	0
2016 Nov	22.0	0	0	0
2016 Dec	20.0	40	2	40
2016 Highest (date)		40 (20/12)		40 (30/12)

One-month HIBOR futures – trading statistics, 2012-2016

Year/Month	No. of trading days	Contracts		
		Total volume	Average daily volume	Period end open interest
2012	245.5	10	0	0
2013	244.0	20	0	0
2014	247.0	0	0	0
2015	247.0	6	0	0
2016	247.0	0	0	0
2016 Jan	20.0	0	0	0
2016 Feb	18.0	0	0	0
2016 Mar	21.0	0	0	0
2016 Apr	20.0	0	0	0
2016 May	21.0	0	0	0
2016 Jun	21.0	0	0	0
2016 Jul	20.0	0	0	0
2016 Aug	23.0	0	0	0
2016 Sep	21.0	0	0	0
2016 Oct	20.0	0	0	0
2016 Nov	22.0	0	0	0
2016 Dec	20.0	0	0	0
2016 Highest (date)		0 -		0 -

Stock futures contracts as at the end of 2016

Underlying Stock	Launch Date	Contract Multiplier
Agricultural Bank of China Ltd.	2015/11/30	50,000
Alibaba Pictures Group Ltd.	2015/11/30	50,000
Aluminum Corporation of China Ltd.	2004/06/14	2,000
AviChina Industry & Technology Co. Ltd.	2015/12/07	10,000
Bank of China Ltd.	2006/07/03	1,000
Bank of Communications Co., Ltd.	2005/11/07	1,000
BOC Hong Kong (Holdings) Ltd.	2003/03/17	500
Cathay Pacific Airways Ltd.	2001/08/27	1,000
CGN Power Co., Ltd.	2015/11/30	50,000
China AMC CSI300 Index ETF	2013/06/10	2,000
China Cinda Asset Management Co., Ltd.	2015/11/30	50,000
China CITIC Bank Corporation Ltd.	2015/11/30	20,000
China Coal Energy Co. Ltd.	2015/12/07	10,000
China Communications Construction Co. Ltd.	2007/03/19	1,000
China Construction Bank Corporation	2005/12/19	1,000
China Evergrande Group	2015/11/30	20,000
China Hongqiao Group Ltd.	2015/11/30	10,000
China Huishan Dairy holdings Co. Ltd.	2015/11/30	50,000
China Life Insurance Co. Ltd.	2004/06/14	1,000
China Merchants Bank Co., Ltd.	2006/10/27	500
China Minsheng Banking Corp., Ltd.	2015/12/07	10,000
China Mobile Ltd.	1998/06/05	500
China Oilfield Services Ltd.	2015/12/07	10,000
China Petroleum & Chemical Corporation	2002/07/22	2,000
China Shenhua Energy Co. Ltd.	2015/11/30	10,000
China South City Holdings Ltd.	2015/12/07	10,000
China Southern Airlines Co. Ltd.	2015/12/07	10,000
China Telecom Corporation Ltd.	2004/06/14	2,000
China Unicom (Hong Kong) Ltd.	2001/08/27	2,000
CITIC Ltd.	1997/05/23	1,000
CITIC Securities Co. Ltd.	2015/11/30	10,000
CK Hutchison Holdings Ltd.	1995/09/25	500
CLP Holdings Ltd.	1997/10/17	500
CNOOC Ltd.	2002/07/22	1,000
CRRC Corporation Ltd.	2015/11/30	10,000
CSOP FTSE China A50 ETF	2013/06/10	5,000
Digital China Holdings Ltd.	2015/11/30	5,000
Esprit Holdings Ltd.	2005/07/11	100
FIH Mobile Ltd.	2007/03/19	1,000
Fosun International Ltd.	2015/11/30	10,000
GOME Electrical Appliances Holding Ltd.	2015/11/30	50,000
Great Wall Motor Co. Ltd.	2015/12/07	10,000
Guangzhou Automobile Group Co., Ltd.	2015/11/30	10,000
Guangzhou Baiyunshan Pharmaceutical Holdings Co. Ltd.	2015/12/07	2,000
Haitong Securities Co. Ltd.	2015/11/30	10,000
Hang Seng Bank Ltd.	1997/09/19	100
Henderson Land Development Co. Ltd.	1997/09/19	1,000
Hong Kong Exchanges and Clearing Ltd.	2001/08/27	100
HSBC Holdings Plc.	1995/03/31	400
Huaneng Power International, Inc.	2002/07/22	2,000
Huatai Securities Co., Ltd.	2015/12/07	10,000
Industrial and Commercial Bank of China Ltd.	2006/10/27	1,000
iShares FTSE A50 China Index ETF	2013/06/10	5,000
Kingsoft Corporation Ltd.	2015/12/07	5,000

Stock futures contracts as at the end of 2016 (continued)

Underlying Stock	Launch Date	Contract Multiplier
Li & Fung Ltd.	2001/08/27	2,000
MTR Corporation Ltd.	2001/08/27	500
New China Life Insurance Co. Ltd.	2015/12/07	5,000
New World Development Co. Ltd.	1997/10/17	1,000
PetroChina Co. Ltd.	2001/08/27	2,000
PICC Property and Casualty Co. Ltd.	2007/03/19	2,000
Ping An Insurance (Group) Co. of China, Ltd.	2005/11/07	500
Poly Property Group Co., Ltd.	2015/12/07	10,000
Power Assets Holdings Ltd.	1998/03/18	500
Semiconductor Manufacturing International Corporation	2015/12/07	5,000
SOHO China Ltd.	2015/12/07	10,000
Sun Hung Kai Properties Ltd.	1997/09/19	1,000
Sunac China Holdings Ltd.	2015/11/30	10,000
Swire Pacific Ltd. 'A'	1997/05/23	500
Tencent Holdings Ltd.	2015/11/30	1,000
The Bank of East Asia, Ltd.	2001/01/08	200
The Hong Kong and China Gas Co. Ltd.	2001/08/27	1,000
The Wharf (Holdings) Ltd.	1997/10/17	1,000
Yanzhou Coal Mining Co. Ltd.	2015/12/07	10,000
Zijin Mining Group Co., Ltd.	2015/12/07	10,000

Stock futures contract volume and open interest, 2012-2016

Year/Month	days	No. of trading volume	Contracts		Period end
			Total daily volume	Average open interest	
2012		245.5	322,715	1,315	19,516
2013		244.0	459,190	1,882	18,409
2014		247.0	427,609	1,731	14,916
2015		247.0	729,013	2,951	20,088
2016		247.0	225,978	915	5,365
2016	Jan	20.0	46,459	2,323	12,549
	Feb	18.0	20,125	1,118	12,177
	Mar	21.0	26,352	1,255	7,121
	Apr	20.0	15,553	778	6,832
	May	21.0	17,308	824	7,674
	Jun	21.0	17,297	824	5,648
	Jul	20.0	10,718	536	4,558
	Aug	23.0	14,585	634	4,518
	Sep	21.0	16,768	798	4,040
	Oct	20.0	9,611	481	3,775
	Nov	22.0	15,317	696	5,885
	Dec	20.0	15,885	794	5,365
2016	Highest (date)		5,128 (18/01)		21,896 (06/01)

Stock futures – trading statistics by underlying stock, 2016

Underlying Stock	Contracts			
	Volume		Period end open Interest	
	Total	% of Total	Total	% of Total
Agricultural Bank of China Ltd.	158	0.07	11	0.21
Alibaba Pictures Group Ltd.	0	0.00	0	0.00
Aluminum Corporation of China Ltd.	1,313	0.58	15	0.28
AviChina Industry & Technology Co. Ltd.	0	0.00	0	0.00
Bank of China Ltd.	3,445	1.52	247	4.60
Bank of Communications Co., Ltd.	1,906	0.84	15	0.28
BOC Hong Kong (Holdings) Ltd.	2,267	1.00	10	0.19
Cathay Pacific Airways Ltd.	379	0.17	25	0.47
CGN Power Co., Ltd.	18	0.01	1	0.02
China AMC CSI300 Index ETF	2,606	1.15	72	1.34
China Cinda Asset Management Co., Ltd.	16	0.01	0	0.00
China CITIC Bank Corporation Ltd.	16	0.01	14	0.26
China Coal Energy Co. Ltd.	6	0.00	0	0.00
China Communications Construction Co. Ltd.	4,770	2.11	101	1.88
China Construction Bank Corporation	5,582	2.47	176	3.28
China Evergrande Group	0	0.00	0	0.00
China Hongqiao Group Ltd.	0	0.00	0	0.00
China Huishan Dairy holdings Co. Ltd.	9	0.00	0	0.00
China Life Insurance Co. Ltd.	15,423	6.83	248	4.62
China Merchants Bank Co., Ltd.	2,192	0.97	38	0.71
China Minsheng Banking Corp., Ltd.	21	0.01	4	0.07
China Mobile Ltd.	10,393	4.60	471	8.78
China Oilfield Services Ltd.	0	0.00	0	0.00
China Petroleum & Chemical Corporation	898	0.40	6	0.11
China Shenhua Energy Co. Ltd.	206	0.09	0	0.00
China South City Holdings Ltd.	0	0.00	0	0.00
China Southern Airlines Co. Ltd.	0	0.00	0	0.00
China Telecom Corporation Ltd.	535	0.24	4	0.07
China Unicom (Hong Kong) Ltd.	2,340	1.04	70	1.30
CITIC Ltd.	738	0.33	19	0.35
CITIC Securities Co. Ltd.	75	0.03	0	0.00
CK Hutchison Holdings Ltd.	5,275	2.33	235	4.38
CLP Holdings Ltd.	2,529	1.12	7	0.13
CNOOC Ltd.	7,473	3.31	132	2.46
CRRC Corporation Ltd.	0	0.00	0	0.00
CSOP FTSE China A50 ETF	26,012	11.51	362	6.75
Digital China Holdings Ltd.	2	0.00	0	0.00
Esprit Holdings Ltd.	458	0.20	8	0.15
FIH Mobile Ltd.	247	0.11	19	0.35
Fosun International Ltd.	0	0.00	0	0.00
GOME Electrical Appliances Holding Ltd.	7	0.00	0	0.00
Great Wall Motor Co. Ltd.	139	0.06	0	0.00
Guangzhou Automobile Group Co., Ltd.	0	0.00	0	0.00
Guangzhou Baiyunshan Pharmaceutical Holdings Co. Ltd.	0	0.00	0	0.00
Haitong Securities Co. Ltd.	20	0.01	0	0.00
Hang Seng Bank Ltd.	704	0.31	4	0.07
Henderson Land Development Co. Ltd.	707	0.31	7	0.13
Hong Kong Exchanges and Clearing Ltd.	53,695	23.76	800	14.91
HSBC Holdings Plc.	19,269	8.53	554	10.33
Huaneng Power International, Inc.	744	0.33	137	2.55
Huatai Securities Co., Ltd.	0	0.00	0	0.00

Stock futures – trading statistics by underlying stock, 2016 (continued)

Underlying Stock	Contracts			
	Volume		Period end open Interest	
	Total	% of Total	Total	% of Total
Industrial and Commercial Bank of China Ltd.	5,211	2.31	228	4.25
iShares FTSE A50 China Index ETF	4,622	2.05	83	1.55
Kingsoft Corporation Ltd.	121	0.05	6	0.11
Li & Fung Ltd.	235	0.10	0	0.00
MTR Corporation Ltd.	2,266	1.00	39	0.73
New China Life Insurance Co. Ltd.	12	0.01	0	0.00
New World Development Co. Ltd.	1,292	0.57	19	0.35
PetroChina Co. Ltd.	5,615	2.48	118	2.20
PICC Property and Casualty Co. Ltd.	1,508	0.67	73	1.36
Ping An Insurance (Group) Co. of China, Ltd.	16,983	7.52	533	9.93
Poly Property Group Co., Ltd.	21	0.01	0	0.00
Power Assets Holdings Ltd.	721	0.32	4	0.07
Semiconductor Manufacturing International Corporation	0	0.00	0	0.00
SOHO China Ltd.	0	0.00	0	0.00
Sun Hung Kai Properties Ltd.	4,714	2.09	10	0.19
Sunac China Holdings Ltd.	0	0.00	0	0.00
Swire Pacific Ltd. 'A'	298	0.13	2	0.04
Tencent Holdings Ltd.	4,836	2.14	53	0.99
The Bank of East Asia, Ltd.	2,956	1.31	280	5.22
The Hong Kong and China Gas Co. Ltd.	518	0.23	11	0.21
The Wharf (Holdings) Ltd.	1,286	0.57	92	1.71
Yanzhou Coal Mining Co. Ltd.	6	0.00	0	0.00
Zijin Mining Group Co., Ltd.	164	0.07	2	0.04

Stock options classes as at the end of 2016

Class	Code	Launch date	Lot size (shares)
iShares FTSE A50 China Index ETF	A50	2010/07/12	5,000
Anhui Conch Cement Co. Ltd.	ACC	2011/11/21	500
AIA Group Ltd.	AIA	2010/10/29	1,000
Aluminum Corporation of China Ltd.	ALC	2004/06/14	2,000
ChinaAMC CSI 300 Index ETF	AMC	2013/01/28	2,000
Bank of Communications Co., Ltd.	BCM	2005/11/07	1,000
The Bank of East Asia, Ltd.	BEA	2001/01/08	200
Belle International Holdings Ltd.	BIH	2011/11/21	1,000
BOC Hong Kong (Holdings) Ltd.	BOC	2003/03/17	500
BYD Company Ltd.	BYD	2009/11/16	500
China Communications Construction Co. Ltd.	CCC	2007/03/19	1,000
China Coal Energy Co. Ltd.	CCE	2007/09/03	1,000
COSCO SHIPPING Holdings Co., Ltd.	CCS	2009/11/16	500
China Cinda Asset Management Co., Ltd.	CDA	2014/07/02	5,000
CGN Power Co., Ltd.	CGN	2015/11/30	10,000
China Mobile Ltd.	CHT	1998/05/15	500
China Unicom (Hong Kong) Ltd.	CHU	2001/08/27	2,000
CITIC Ltd.	CIT	1995/10/23	1,000
CK Hutchison Holdings Ltd.	CKH	1995/09/25	500
Cheung Kong Property Holdings Ltd.	CKP	2015/11/30	1,000
China Life Insurance Co. Ltd.	CLI	2004/06/14	1,000
CLP Holdings Ltd.	CLP	1995/12/18	500
China Merchants Bank Co., Ltd.	CMB	2006/10/27	500
CNOOC Ltd.	CNC	2002/07/22	1,000
China Overseas Land & Investment Ltd.	COL	2009/07/06	2,000
Cathay Pacific Airways Ltd.	CPA	2001/08/27	1,000
China Petroleum & Chemical Corporation	CPC	2002/07/22	2,000
China Pacific Insurance (Group) Co., Ltd.	CPI	2010/12/13	1,000
China Railway Construction Corporation Ltd.	CRC	2008/06/10	500
China Railway Group Ltd.	CRG	2008/06/10	1,000
China Resources Land Ltd.	CRL	2014/12/08	2,000
W.I.S.E. – CSI 300 China Tracker	CS3	2010/07/12	1,000
CSOP FTSE China A50 ETF	CSA	2013/01/28	5,000
China Shenhua Energy Co. Ltd.	CSE	2008/06/10	500
China CITIC Bank Corporation Ltd.	CTB	2007/09/03	1,000
China Telecom Corporation Ltd.	CTC	2004/06/14	2,000
CITIC Securities Co. Ltd.	CTS	2015/06/22	1,000
Dongfeng Motor Group Co. Ltd.	DFM	2014/02/17	2,000
Esprit Holdings Ltd.	ESP	2005/07/11	100
FIH Mobile Ltd.	FIH	2007/03/19	1,000
Galaxy Entertainment Group Ltd.	GLX	2012/06/11	1,000
Great Wall Motor Co. Ltd.	GWM	2013/08/05	500
Haitong Securities Co., Ltd.	HAI	2014/12/08	2,000
Hang Seng H-Share Index ETF	HCF	2015/06/22	1,000
Power Assets Holdings Ltd.	HEH	1998/02/16	500
Hong Kong Exchanges and Clearing Ltd.	HEX	2001/08/27	100
Hengan International Group Co. Ltd.	HGN	2014/02/17	500
HSBC Holdings plc	HKB	1995/09/08	400
The Hong Kong and China Gas Co. Ltd.	HKG	2001/08/27	1,000
Henderson Land Development Co. Ltd.	HLD	1995/12/18	1,000
Huaneng Power International, Inc.	HNP	2002/07/22	2,000
Hang Seng Bank Ltd.	HSB	1996/12/09	100
Jiangxi Copper Co. Ltd.	JXC	2007/09/03	1,000
Kunlun Energy Co. Ltd.	KLE	2014/02/17	2,000
Kingsoft Corporation Ltd.	KSO	2014/07/02	1,000
Lenovo Group Ltd.	LEN	2013/08/05	2,000
Li & Fung Ltd.	LIF	2001/08/27	2,000
China Mengniu Dairy Co. Ltd.	MEN	2014/12/08	1,000
MGM China Holdings Ltd.	MGM	2013/08/05	400
China Minsheng Banking Corp., Ltd.	MSB	2013/08/05	2,500
MTR Corporation Ltd.	MTR	2001/08/27	500
China National Building Material Co. Ltd.	NBM	2011/11/21	2,000
New China Life Insurance Co. Ltd.	NCL	2015/06/22	1,000
New World Development Co. Ltd.	NWD	1996/08/05	1,000
Ping An Insurance (Group) Co. of China Ltd.	PAI	2005/11/07	500
PetroChina Company Ltd.	PEC	2001/08/27	2,000
PICC Property and Casualty Co. Ltd.	PIC	2007/03/19	2,000
The People's Insurance Co. (Group) of China Ltd.	PIN	2013/08/05	5,000
GCL-Poly Energy Holdings Ltd.	PLE	2014/07/02	5,000
Guangzhou R&F Properties Co., Ltd.	RFP	2009/11/16	400

Stock options classes as at the end of 2016 (continued)

Class	Code	Launch date	Lot size (shares)
Sands China Ltd.	SAN	2012/06/11	400
Sun Hung Kai Properties Ltd.	SHK	1995/12/18	1,000
Standard Chartered PLC	STC	2012/06/11	50
Swire Pacific Ltd. 'A'	SWA	1995/10/09	500
Tencent Holdings Ltd.	TCH	2009/07/06	100
Tracker Fund of Hong Kong	TRF	2000/03/27	500
The Wharf (Holdings) Ltd.	WHL	1996/08/05	1,000
Want Want China Holdings Ltd.	WWC	2014/02/17	1,000
Agricultural Bank of China Ltd.	XAB	2010/07/16	10,000
Bank of China Ltd.	XBC	2006/07/03	1,000
China Construction Bank Corporation	XCC	2005/12/19	1,000
Industrial and Commercial Bank of China Ltd.	XIC	2006/10/27	1,000
Yanzhou Coal Mining Co. Ltd.	YZC	2010/12/13	2,000
Zijin Mining Group Co., Ltd.	ZJM	2009/07/06	2,000

Stock Options contract value, volume and open interest, 2012-2016

Year/Month	No. of trading days	Contract value (HK\$mil)				Contract volume (contracts)				Open interest (contracts)		
		Call	Put	Total	Average daily	Call	Put	Total	Average daily	Call	Put	Total
2012	245.5	14,673.57	18,357.09	33,030.67	134.54	26,494,564	29,586,981	56,081,545	228,438	1,811,990	2,219,971	4,031,961
2013	244.0	17,734.70	20,998.41	38,733.11	158.74	28,837,660	31,990,315	60,827,975	249,295	2,179,051	2,561,767	4,740,818
2014	247.0	25,788.70	26,539.37	52,328.07	211.85	38,129,818	36,414,043	74,543,861	301,797	3,135,430	3,184,717	6,320,147
2015	247.0	39,278.25	41,024.67	80,302.92	325.11	47,844,374	44,619,105	92,463,479	374,346	2,456,981	2,370,697	4,827,678
2016	247.0	17,214.60	21,485.32	38,699.93	156.68	36,898,251	36,683,863	73,582,114	297,903	3,522,728	2,804,775	6,327,503
2016 Jan	20.0	1,524.61	3,444.49	4,969.11	248.46	3,059,119	3,841,735	6,900,854	345,043	2,928,651	3,008,064	5,936,715
Feb	18.0	1,057.54	2,009.19	3,066.74	170.37	2,151,522	2,411,421	4,562,943	253,497	3,073,181	3,150,698	6,223,879
Mar	21.0	1,517.57	2,293.26	3,810.83	181.47	2,986,790	2,839,184	5,825,974	277,427	2,661,499	2,706,950	5,368,449
Apr	20.0	1,268.91	1,348.48	2,617.39	130.87	2,600,246	2,737,911	5,338,157	266,908	2,796,021	2,972,609	5,768,630
May	21.0	1,240.90	1,614.04	2,854.94	135.95	3,067,465	2,927,576	5,995,041	285,478	3,207,852	3,226,251	6,434,103
Jun	21.0	1,325.70	1,925.13	3,250.83	154.80	3,242,064	3,571,135	6,813,199	324,438	2,591,048	2,959,837	5,550,885
Jul	20.0	1,191.49	1,079.35	2,270.84	113.54	2,725,246	2,478,035	5,203,281	260,164	2,810,855	3,097,950	5,908,805
Aug	23.0	1,716.98	1,357.87	3,074.84	133.69	3,557,353	3,341,609	6,898,962	299,955	3,029,929	3,462,831	6,492,760
Sep	21.0	2,053.41	1,586.89	3,640.30	173.35	3,815,997	3,590,780	7,406,777	352,704	2,914,668	3,131,148	6,045,816
Oct	20.0	1,263.75	1,178.23	2,441.98	122.10	2,647,297	2,691,796	5,339,093	266,955	3,111,109	3,280,911	6,392,020
Nov	22.0	1,839.24	1,749.75	3,588.98	163.14	3,780,406	3,329,357	7,109,763	323,171	3,752,537	3,494,283	7,246,820
Dec	20.0	1,214.50	1,898.65	3,113.15	155.66	3,264,746	2,923,324	6,188,070	309,404	3,522,728	2,804,775	6,327,503

Note: Figures may not add up to total due to rounding.

Options contract value, volume and open interest by class, 2016

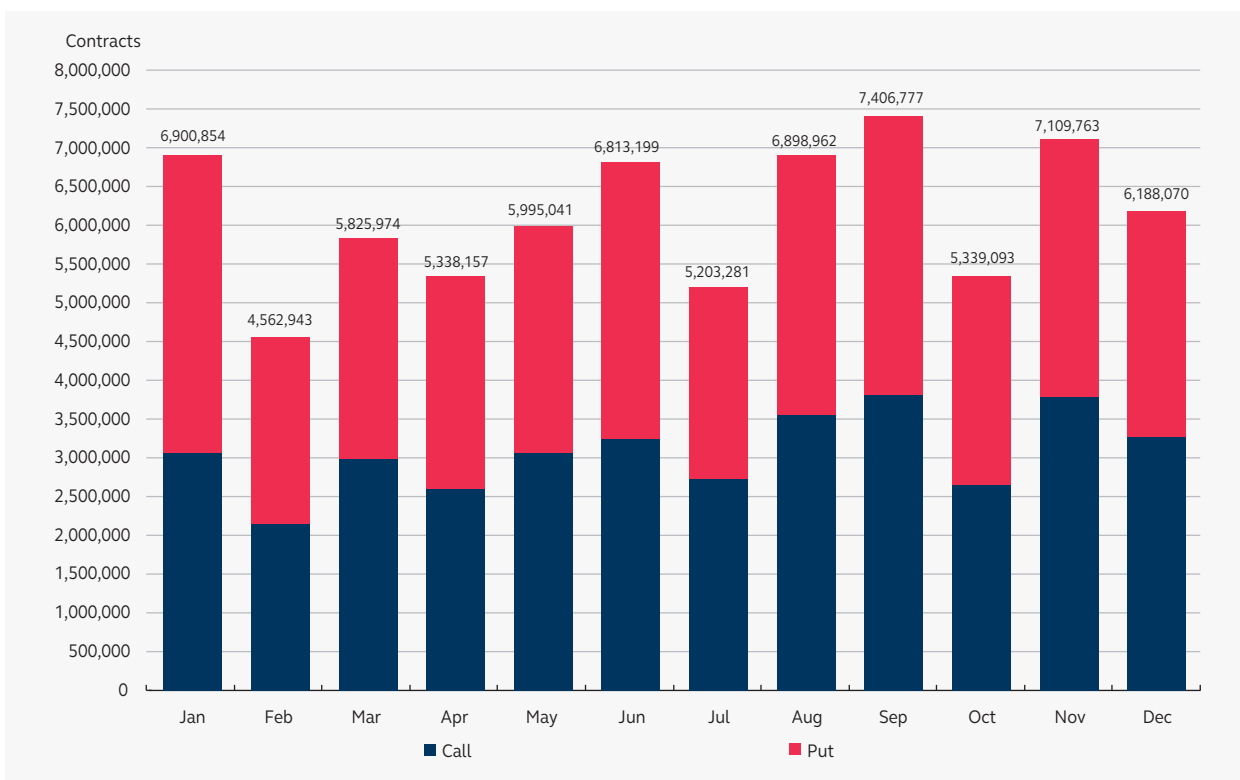
Class	Contract value (HK\$mil)				Contract volume (contracts)				Year-end open interest			
	Call	Put	Total	% of total	Call	Put	Total	% of total	Call	Put	Total	% of total
ABC	124.89	205.85	330.75	0.85	162,387	174,166	336,553	0.46	21,178	17,139	38,317	0.61
AIA	677.65	831.35	1,509.00	3.90	698,316	844,257	1,542,573	2.10	44,724	42,990	87,714	1.39
ANHUI CONCH	56.73	106.32	163.05	0.42	176,647	186,938	363,585	0.49	10,424	11,212	21,636	0.34
BANK OF CHINA	147.29	268.61	415.90	1.07	1,871,055	1,800,567	3,671,622	4.99	312,948	177,769	490,717	7.76
BANKCOMM	19.47	64.17	83.64	0.22	120,286	227,873	348,159	0.47	15,498	35,317	50,815	0.80
BANK OF E ASIA	18.63	20.80	39.43	0.10	98,256	118,939	217,195	0.30	6,695	8,538	15,233	0.24
BELLE INT'L	14.64	29.98	44.62	0.12	78,566	92,537	171,103	0.23	6,505	10,189	16,694	0.26
BOC HONG KONG	82.12	122.15	204.27	0.53	265,325	334,096	599,421	0.81	15,107	28,822	43,929	0.69
BYD COMPANY	53.45	71.10	124.55	0.32	49,501	62,938	112,439	0.15	7,994	5,588	13,582	0.21
CAM CSI300	333.91	371.63	705.54	1.82	184,354	193,142	377,496	0.51	22,772	11,684	34,456	0.54
CATHAY PAC AIR	2.31	12.45	14.76	0.04	8,450	22,073	30,523	0.04	1,017	3,759	4,776	0.08
CCB	300.66	484.35	785.01	2.03	2,580,409	2,572,647	5,152,696	7.00	310,334	213,612	523,946	8.28
CGN POWER	5.51	12.55	18.07	0.05	9,486	12,316	21,802	0.03	448	1,316	1,764	0.03
CHALCO	10.44	12.18	22.62	0.06	41,550	41,007	82,557	0.11	2,480	10,837	13,317	0.21
CHINA CINDA	8.79	10.42	19.22	0.05	24,329	16,327	40,656	0.06	4,411	2,295	6,706	0.11
CHINA COAL	10.22	11.21	21.43	0.06	48,185	43,614	91,799	0.12	6,829	5,054	11,883	0.19
CHINA COMM CONS	77.20	119.44	196.63	0.51	268,862	311,432	580,294	0.79	12,916	23,300	36,216	0.57
CHINA MOBILE	880.41	1,183.31	2,063.72	5.33	1,240,349	1,204,545	2,444,894	3.32	99,187	67,312	166,499	2.63
CHINA TELECOM	1,018.10	1,536.47	2,554.57	6.60	1,776,519	1,593,668	3,370,187	4.58	136,263	120,467	256,730	4.06
CHINA LIFE	7.33	14.13	21.46	0.06	38,910	53,046	91,956	0.12	8,424	6,778	15,202	0.24
CHINA RAIL CONS	9.10	15.38	24.48	0.06	41,571	45,561	87,132	0.12	7,982	8,680	16,662	0.26
CHINA RAILWAY	74.06	82.20	156.26	0.40	54,198	60,534	114,732	0.16	6,295	8,953	15,248	0.24
CHINA RES LAND	102.42	132.90	235.33	0.61	463,171	429,410	892,581	1.21	30,866	38,967	69,833	1.10
CHINA SHENHUA	40.61	55.23	95.85	0.25	135,643	159,610	295,253	0.40	32,253	36,393	68,646	1.08
CHINA TELECOM	436.48	572.88	1,009.36	2.61	327,669	404,631	732,300	1.00	17,199	32,983	50,182	0.79
CHINA UNICOM	195.63	187.67	383.30	0.99	322,948	277,243	600,191	0.82	64,156	38,480	102,636	1.62
CITIC	32.56	52.29	84.85	0.22	88,849	84,245	173,094	0.24	4,010	4,496	8,506	0.13
CITIC BANK	31.27	37.48	68.75	0.18	226,943	204,472	431,415	0.59	39,880	20,253	60,133	0.95
CITIC SEC	45.66	47.23	92.89	0.24	81,458	75,969	157,427	0.21	6,507	4,280	10,787	0.17
CK PROPERTY	44.88	69.41	114.29	0.30	36,507	49,147	85,654	0.12	5,024	7,550	12,574	0.20
CKH HOLDINGS	296.97	423.98	720.95	1.86	380,988	450,528	831,516	1.13	15,595	31,342	46,937	0.74
CLP HOLDINGS	47.82	54.63	102.45	0.26	70,884	98,688	169,572	0.23	2,733	5,298	8,031	0.13
CM BANK	91.32	194.93	286.25	0.74	338,619	537,758	876,377	1.19	22,197	45,641	67,838	1.07
CNBM	20.17	46.07	66.23	0.17	93,355	106,917	200,272	0.27	4,777	4,769	9,546	0.15
CNOOC	350.65	488.15	838.81	2.17	1,322,945	1,341,329	2,664,274	3.62	94,451	97,063	191,514	3.03
COSCO SHIP HOLD	1.71	4.55	6.26	0.02	22,761	17,489	40,250	0.05	2,426	5,303	7,729	0.12
CPIC	80.06	122.69	202.76	0.52	107,699	139,929	247,628	0.34	7,216	11,122	18,338	0.29
CSOP A50 ETF	868.38	1,500.18	2,368.56	6.12	842,118	784,091	1,626,209	2.21	60,787	54,653	115,440	1.82
DONGFENG GROUP	11.33	23.27	34.60	0.09	24,535	34,877	59,412	0.08	1,633	8,825	10,458	0.17
ESPRIT HOLDINGS	0.28	0.62	0.90	0.00	11,963	10,691	22,654	0.03	416	929	1,345	0.02
FIH	0.18	0.77	0.95	0.00	1,416	2,412	3,828	0.01	40	568	608	0.01
GALAXY ENT	454.33	439.76	894.09	2.31	506,004	610,580	1,116,584	1.52	24,845	31,869	56,714	0.90
GCL-POLY ENERGY	3.14	7.57	10.72	0.03	13,704	15,350	29,054	0.04	2,386	2,811	5,197	0.08
GREATWALL MOTOR	56.48	80.08	136.56	0.35	432,693	424,750	857,443	1.17	36,145	65,571	101,716	1.61
HAITONG SEC	104.84	131.28	236.12	0.61	117,442	105,971	223,413	0.30	6,225	5,079	11,304	0.18
HANG SENG BANK	33.30	134.08	167.38	0.43	128,615	387,051	515,666	0.70	13,426	42,069	55,495	0.88
HENDERSON LAND	65.05	69.24	134.29	0.35	57,906	59,669	117,575	0.16	1,683	3,010	4,693	0.07
HENGAN INT'L	20.52	27.64	48.16	0.12	31,916	36,143	68,059	0.09	1,317	2,143	3,460	0.05
HK & CHINA GAS	7.43	25.69	33.12	0.09	28,471	76,240	104,711	0.14	2,262	6,656	8,918	0.14
HKEX	1,691.14	1,730.09	3,421.23	8.84	4,057,442	3,347,969	7,405,411	10.06	358,703	142,716	501,419	7.92
HS H ETF	21.57	45.99	67.56	0.17	22,624	37,257	59,881	0.08	3,375	5,099	8,474	0.13
HSBC HOLDINGS	1,054.75	1,884.17	2,938.92	7.59	2,427,968	2,452,282	4,880,250	6.63	176,164	158,295	334,459	5.29
HUANENG POWER	28.03	71.58	99.61	0.26	84,883	138,111	222,994	0.30	5,078	10,600	15,678	0.25
ICBC	167.53	336.26	503.78	1.30	1,796,151	2,103,646	3,899,797	5.30	259,621	230,429	490,050	7.74
JIANGXI COPPER	47.06	46.66	93.72	0.24	134,951	106,194	241,145	0.33	11,765	10,304	22,069	0.35
KINGSOFT	50.46	49.46	99.92	0.26	72,609	82,362	154,971	0.21	4,623	5,995		

Options contract value, volume and open interest by class, 2016 (continued)

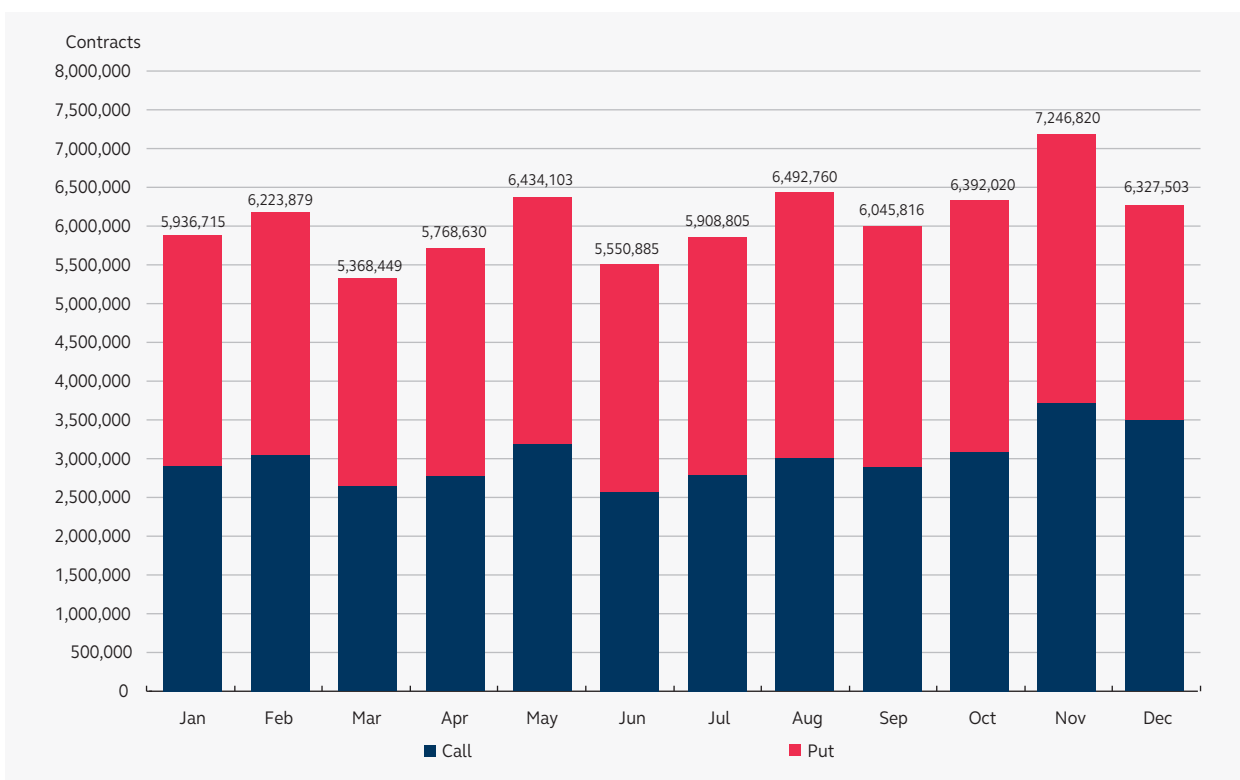
Class	Contract value (HK\$mil)				Contract volume (contracts)				Year-end open interest			
	Call	Put	Total	% of total	Call	Put	Total	% of total	Call	Put	Total	% of total
R&F PROPERTIES	2.42	4.55	6.98	0.02	13,125	21,033	34,158	0.05	1,146	3,171	4,317	0.07
SANDS CHINA LTD	277.93	291.44	569.37	1.47	717,113	713,549	1,430,662	1.94	49,883	51,428	101,311	1.60
SHK PPT	737.39	769.71	1,507.10	3.89	263,327	338,968	602,295	0.82	7,193	16,155	23,348	0.37
SINOPEC CORP	150.61	207.49	358.11	0.93	413,221	433,235	846,456	1.15	35,038	50,275	85,313	1.35
STANCHART	20.28	25.39	45.68	0.12	166,776	187,388	354,164	0.48	4,041	8,209	12,250	0.19
SWIRE PACIFIC A	35.60	74.79	110.40	0.29	48,729	64,570	113,299	0.15	2,668	7,110	9,778	0.15
TENCENT	2,748.24	1,919.40	4,667.64	12.06	5,570,205	5,043,559	10,613,764	14.42	609,491	314,851	924,342	14.61
TRACKER FUND	20.52	24.20	44.72	0.12	58,006	91,933	149,939	0.20	5,088	6,066	11,154	0.18
WANT WANT CHINA	3.87	9.27	13.14	0.03	21,315	33,167	54,482	0.07	1,693	3,351	5,044	0.08
WHARF HOLDINGS	85.29	107.14	192.44	0.50	61,835	91,343	153,178	0.21	1,313	5,804	7,117	0.11
X ISHARES A50	684.07	1,190.11	1,874.17	4.84	644,730	648,985	1,293,715	1.76	46,337	34,668	81,005	1.28
X WISECSI300ETF	0.03	0.18	0.21	0.00	177	272	449	0.00	10	27	37	0.00
YANZHOU COAL	32.47	42.24	74.71	0.19	78,455	82,978	161,433	0.22	3,343	5,763	9,106	0.14
ZIJIN MINING	13.81	14.55	28.36	0.07	63,066	58,596	121,662	0.17	9,806	3,476	13,282	0.21
Total	17,214.60	21,485.32	38,699.93	100.00	36,898,251	36,683,863	73,582,114	100.00	3,522,728	2,804,775	6,327,503	100.00

Note: Figures may not add up to total due to rounding.

Monthly stock options contract volume, 2016



Month-end stock options open interest, 2016



London Aluminium Mini Futures – trading statistics, 2014-2016

Year/Month		No. of trading days	Contracts		
			Total volume	Average daily volume	Period end open interest
2014 *		21.0	1,644	78	270
2015		247.0	11,554	47	75
2016		247.0	1,829	7	2
2016	Jan	20.0	140	7	81
	Feb	18.0	115	6	82
	Mar	21.0	119	6	33
	Apr	20.0	308	15	38
	May	21.0	145	7	65
	Jun	21.0	281	13	76
	Jul	20.0	136	7	75
	Aug	23.0	109	5	66
	Sep	21.0	147	7	42
	Oct	20.0	178	9	45
	Nov	22.0	140	6	5
	Dec	20.0	11	1	2
2016	Highest (date)		140 (24/06)		105 (18/01)

* Trading in London Aluminium Mini Futures commenced on 1 Dec 2014

London Zinc Mini Futures – trading statistics, 2014-2016

Year/Month		No. of trading days	Contracts		
			Total volume	Average daily volume	Period end open interest
2014 *		21.0	2,828	135	445
2015		247.0	16,654	67	109
2016		247.0	12,394	50	17
2016	Jan	20.0	1,033	52	74
	Feb	18.0	333	19	74
	Mar	21.0	980	47	136
	Apr	20.0	1,050	53	109
	May	21.0	4,128	197	194
	Jun	21.0	1,871	89	178
	Jul	20.0	752	38	54
	Aug	23.0	576	25	64
	Sep	21.0	771	37	67
	Oct	20.0	361	18	87
	Nov	22.0	477	22	36
	Dec	20.0	62	3	17
2016	Highest (date)		534 (24/05)		209 (02/06)

* Trading in London Zinc Mini Futures commenced on 1 Dec 2014

London Copper Mini Futures – trading statistics, 2014-2016

Year/Month	No. of trading days	Contracts			
		Total volume	Average daily volume	Period end open interest	
2014 *	21.0	4,318	206	1,335	
2015	247.0	27,388	111	16	
2016	247.0	3,354	14	3	
2016	Jan	20.0	367	18	15
	Feb	18.0	233	13	5
	Mar	21.0	505	24	42
	Apr	20.0	544	27	15
	May	21.0	184	9	70
	Jun	21.0	193	9	70
	Jul	20.0	665	33	61
	Aug	23.0	118	5	33
	Sep	21.0	312	15	20
	Oct	20.0	75	4	5
	Nov	22.0	150	7	2
	Dec	20.0	8	0	3
2016	Highest (date)		161 (11/02)		85 (06/04)

* Trading in London Copper Mini Futures commenced on 1 Dec 2014

London Nickel Mini Futures – trading statistics, 2015-2016

Year/Month	No. of trading days	Contracts			
		Total volume	Average daily volume	Period end open interest	
2015 *	13.0	155	12	150	
2016	247.0	11,550	47	31	
2016	Jan	20.0	58	3	60
	Feb	18.0	20	1	12
	Mar	21.0	559	27	6
	Apr	20.0	413	21	2
	May	21.0	307	15	36
	Jun	21.0	1,594	76	37
	Jul	20.0	4,473	224	99
	Aug	23.0	1,300	57	48
	Sep	21.0	1,382	66	100
	Oct	20.0	382	19	96
	Nov	22.0	891	41	49
	Dec	20.0	171	9	31
2016	Highest (date)		453 (07/07)		150 (18/01)

* Trading in London Nickel Mini Futures commenced on 14 Dec 2015

London Tin Mini Futures – trading statistics, 2015-2016

Year/Month	No. of trading days	Contracts		
		Total volume	Average daily volume	Period end open interest
2015 *	13.0	2	0	0
2016	247.0	37	0	0
2016	Jan	20.0	0	0
	Feb	18.0	0	0
	Mar	21.0	6	6
	Apr	20.0	1	5
	May	21.0	2	5
	Jun	21.0	2	0
	Jul	20.0	17	1
	Aug	23.0	6	0
	Sep	21.0	3	0
	Oct	20.0	0	0
	Nov	22.0	0	0
	Dec	20.0	0	0
2016	Highest (date)		6 (05/07)	9 (05/07)

* Trading in London Tin Mini Futures commenced on 14 Dec 2015

London Lead Mini Futures – trading statistics, 2015-2016

Year/Month	No. of trading days	Contracts		
		Total volume	Average daily volume	Period end open interest
2015 *	13.0	0	0	0
2016	247.0	7	0	0
2016	Jan	20.0	0	0
	Feb	18.0	0	0
	Mar	21.0	0	0
	Apr	20.0	0	0
	May	21.0	3	1
	Jun	21.0	1	0
	Jul	20.0	1	1
	Aug	23.0	0	1
	Sep	21.0	2	0
	Oct	20.0	0	0
	Nov	22.0	0	0
	Dec	20.0	0	0
2016	Highest (date)		1 (27/09)	1 (26/09)

* Trading in London Lead Mini Futures commenced on 14 Dec 2015

RMB Currency Futures – USD/CNH Futures – trading statistics, 2012-2016

Year/Month	No. of trading days	Contracts		
		Total volume	Average daily volume	Period end open interest
2012 *	70.0	20,277	290	3,673
2013	244.0	138,708	568	18,701
2014	247.0	205,049	830	9,747
2015	247.0	262,433	1,062	23,046
2016	247.0	538,594	2,181	45,635
2016	Jan	65,279	3,264	30,516
	Feb	67,199	3,733	29,043
	Mar	52,053	2,479	28,215
	Apr	25,416	1,271	26,844
	May	23,484	1,118	28,323
	Jun	31,761	1,512	27,819
	Jul	20,550	1,028	27,467
	Aug	21,039	915	28,174
	Sep	33,569	1,599	33,340
	Oct	33,987	1,699	35,995
	Nov	77,767	3,535	42,257
	Dec	86,490	4,325	45,635
2016	Highest (date)	7,711 (11/02)		45,635 (30/12)

* Trading in RMB Currency Futures – USD/CNH Futures commenced on 17 Sep 2012

RMB Currency Futures – EUR/CNH Futures – trading statistics, 2016

Year/Month	No. of trading days	Contracts		
		Total volume	Average daily volume	Period end open interest
2016 *	149.0	952	6	98
2016	May	9	5	0
	Jun	12	1	11
	Jul	131	7	20
	Aug	310	13	80
	Sep	140	7	50
	Oct	13	1	21
	Nov	162	7	36
	Dec	175	9	98
2016	Highest (date)	100 (03/08)		140 (19/09)

* Trading in RMB Currency Futures – EUR/CNH Futures commenced on 30 May 2016

RMB Currency Futures – JPY/CNH Futures – trading statistics, 2016

Year/Month	No. of trading days	Contracts		
		Total volume	Average daily volume	Period end open interest
2016 *	149.0	390	3	6
2016	May	2.0	0	0
	Jun	21.0	0	0
	Jul	20.0	194	14
	Aug	23.0	136	16
	Sep	21.0	42	4
	Oct	20.0	4	0
	Nov	22.0	1	1
	Dec	20.0	13	6
2016	Highest (date)	71 (03/08)		60 (05/07)

* Trading in RMB Currency Futures – JPY/CNH Futures commenced on 30 May 2016

RMB Currency Futures – AUD/CNH Futures – trading statistics, 2016

Year/Month	No. of trading days	Contracts		
		Total volume	Average daily volume	Period end open interest
2016 *	149.0	88	1	8
2016	May	2.0	0	0
	Jun	21.0	0	0
	Jul	20.0	2	1
	Aug	23.0	20	0
	Sep	21.0	40	10
	Oct	20.0	2	2
	Nov	22.0	10	9
	Dec	20.0	14	8
2016	Highest (date)	20 (06/09)		19 (15/08)

* Trading in RMB Currency Futures – AUD/CNH Futures commenced on 30 May 2016

RMB Currency Futures – CNH/USD Futures – trading statistics, 2016

Year/Month	No. of trading days	Contracts			
		Total volume	Average daily volume	Period end open interest	
2016 *	149.0	4,867	33	1,494	
2016	May	2.0	75	38	62
	Jun	21.0	246	12	174
	Jul	20.0	131	7	236
	Aug	23.0	325	14	256
	Sep	21.0	524	25	482
	Oct	20.0	785	39	891
	Nov	22.0	878	40	1,062
	Dec	20.0	1,903	95	1,494
2016	Highest		265		1,532
	(date)		(22/12)		(22/12)

* Trading in RMB Currency Futures – CNH/USD Futures commenced on 30 May 2016

Record high of futures and options products (up to 30 December 2016)

Products	Daily Volume		Open Interest	
	Contracts	Date	Contracts	Date
Hang Seng Index Futures	316,855	2016 09 27	198,789	2007 06 27
Mini Hang Seng Index Futures	141,519	2016 06 24	21,682	2011 06 17
H-shares Index Futures	467,559	2015 08 26	519,817	2015 12 29
Mini H-shares Index Futures	74,511	2015 07 08	16,436	2014 12 11
HSI Dividend Point Index Futures	3,000	2012 08 01	9,409	2013 12 30
HSCEI Dividend Point Index Futures	25,553	2016 01 07	184,626	2016 12 13
HSI Volatility Index Futures	105	2015 05 29	140	2012 05 16
Hang Seng Index Options	116,835	2011 08 05	560,087	2012 06 27
Mini Hang Seng Index Options	17,771	2016 11 09	32,651	2012 05 29
Flexible Hang Seng Index Options	4,730	2013 01 08	17,878	2012 11 02
H-shares Index Options	188,957	2015 09 04	3,276,956	2016 12 28
Mini H-shares Index Options	7,404	2016 11 09	16,714	2016 11 28
Flexible H-shares Index Options	5,770	2011 09 26	44,480	2015 06 26
CES China 120 Index Futures	2,086	2013 08 26	1,178	2014 05 27
CES Gaming Top 10 Index Futures	0	2016 12 30	0	2016 12 30
Hang Seng Mainland Oil & Gas Index Futures	5	2016 12 09	6	2016 12 29
Hang Seng Mainland Banks Index Futures	50	2016 05 09	52	2016 12 12
Hang Seng Mainland Healthcare Index Futures	0	2016 12 30	0	2016 12 30
Hang Seng Mainland Properties Index Futures	5	2016 12 09	5	2016 12 29
Hang Seng IT Hardware Index Futures	0	2016 12 30	0	2016 12 30
Hang Seng Software & Services Index Futures	0	2016 12 30	0	2016 12 30
IBOVESPA Futures	5	2012 05 21	5	2012 06 14
MICEX Index Futures	5	2012 05 17	6	2012 06 18
S&P BSE Sensex Index Futures	22	2012 04 17	25	2012 06 01
FTSE/JSE Top40 Futures	0	2016 12 30	0	2016 12 30
Stock Futures	27,966	2007 03 28	47,050	2013 03 27
Stock Options	1,221,324	2015 04 13	11,159,128	2015 05 27
3-Month HIBOR Futures ¹	10,514	2002 04 04	80,964	2001 11 15
1-Month HIBOR Futures ²	800	2001 01 09	3,250	2001 04 12
3-Year Exchange Fund Note Futures	250	2003 12 12	981	2002 02 18
RMB Currency Futures – USD/CNH Futures	8,061	2015 08 12	45,635	2016 12 30
RMB Currency Futures – EUR/CNH Futures	100	2016 08 03	140	2016 09 19
RMB Currency Futures – JPY/CNH Futures	71	2016 08 03	60	2016 07 05
RMB Currency Futures – AUD/CNH Futures	20	2016 09 06	19	2016 08 15
RMB Currency Futures – CNH/USD Futures	265	2016 12 22	1,532	2016 12 22
London Aluminium Mini Futures	544	2015 10 20	354	2015 02 10
London Zinc Mini Futures	562	2015 12 02	715	2015 12 04
London Copper Mini Futures	770	2014 12 03	1,412	2014 12 11
London Lead Mini Futures	1	2016 09 27	1	2016 09 26
London Nickel Mini Futures	453	2016 07 07	150	2016 01 18
London Tin Mini Futures	6	2016 07 05	9	2016 07 05

¹ The size of 3-Month HIBOR futures contracts was increased to 5 times the original size starting from 27 May 2002

² The size of 1-Month HIBOR futures contracts was increased to 5 times the original size starting from 27 May 2002

Futures of LME commodities – trading volumes, 2016

Futures	Volume (Lot)		YTD Diff
	2015	2016	
Aluminium High Grade	59,880,649	53,073,441	-11.4%
Aluminium Alloy	217,503	128,006	-41.1%
Copper A Grade	38,557,831	36,947,881	-4.2%
Lead	12,522,608	10,571,590	-15.6%
Primary Nickel	19,959,729	19,947,714	-0.1%
Tin	1,463,139	1,353,350	-7.5%
Special High Grade Zinc	28,751,185	26,942,407	-6.3%
North American Special Aluminium Alloy	540,645	358,797	-33.6%
LMEX	-	-	-
Steel Mediterranean Billet	28	-	-100.0%
Cobalt	8,668	7,894	-8.9%
Molybdenum	356	144	-59.6%
LMEmini Copper A Grade	-	-	-
LMEmini Primary Aluminium	-	-	-
LMEmini Special High Grade Zinc	-	-	-
Primary Aluminium Monthly Average Futures	9,466	12,488	31.9%
Aluminium Alloy Monthly Average Futures	-	-	-
Copper Monthly Average Futures	4,496	3,083	-31.4%
Lead Monthly Average Futures	968	1,283	32.5%
Nickel Monthly Average Futures	363	752	107.2%
Tin Monthly Average Future	304	960	215.8%
Zinc Monthly Average Future	1,957	2,571	31.4%
NASAAC Monthly Average Future	-	92	100%
Aluminium Premium Future East Asia	-	-	-
Aluminium Premium Future Extended US	-	-	-
Aluminium Premium Future South East Asia	-	-	-
Aluminium Premium Future Western Europe	-	-	-
Steel Scrap	39	49,099	125794.9%
Steel Rebar	69	8,637	12417.4%
Total	161,920,003	149,410,189	-7.7%

Sizes of lots:

- 20 tonnes: Aluminium Alloy and NASAAC
- 6 tonnes: Nickel
- 5 tonnes: Tin
- 65 tonnes: Steel
- 25 tonnes: all other metals
- 5 tonnes: LMEmini Copper, Aluminium and Zinc
- 10 tonnes: Steel scrap and rebar

Options of LME commodities – trading volumes, 2016

Options	Volume (Lot)		YTD Diff
	2015	2016	
Aluminium High Grade	2,608,985	2,915,725	11.8%
Aluminium Alloy	-	-	-
Copper A Grade	2,485,153	1,762,967	-29.1%
Lead	447,282	364,451	-18.5%
Primary Nickel	726,373	732,523	0.8%
Tin	6,250	6,660	6.6%
Special High Grade Zinc	1,284,521	1,159,365	-9.7%
North American Special Aluminium Alloy	3,210	6,170	92.2%
Total	7,561,774	6,947,861	-8.1%

Sizes of lots:

20 tonnes: Aluminium Alloy and NASAAC
 6 tonnes: Nickel
 5 tonnes: Tin
 65 tonnes: Steel
 25 tonnes: all other metals
 5 tonnes: LMEmini Copper, Aluminium and Zinc
 10 tonnes: Steel scrap and rebar

TAPOs of LME commodities – trading volumes, 2016

TAPOs	Volume (Lot)		YTD Diff
	2015	2016	
Aluminium High Grade	51,416	93,580	82.0%
Aluminium Alloy	-	-	-
Copper A Grade	5,625	28,806	412.1%
Lead	1,552	320	-79.4%
Primary Nickel	13,643	9,942	-27.1%
Tin	-	-	-
Special High Grade Zinc	1,333	22,032	1552.8%
North American Special Aluminium Alloy	2,500	-	-100.0%
Total	76,069	154,680	103.3%

Sizes of lots:

20 tonnes: Aluminium Alloy and NASAAC
 6 tonnes: Nickel
 5 tonnes: Tin
 65 tonnes: Steel
 25 tonnes: all other metals
 5 tonnes: LMEmini Copper, Aluminium and Zinc
 10 tonnes: Steel scrap and rebar

Futures and options of LME commodities – trading volumes, 2016

Futures, Options and TAPOs	Volume (Lot)		YTD Diff
	2015	2016	
Aluminium High Grade	62,541,050	56,082,746	-10.3%
Aluminium Alloy	217,503	128,006	-41.1%
Copper A Grade	41,048,609	38,739,654	-5.6%
Lead	12,971,442	10,936,361	-15.7%
Primary Nickel	20,699,745	20,690,179	-0.0%
Tin	1,469,389	1,360,010	-7.4%
Special High Grade Zinc	30,037,039	28,123,804	-6.4%
North American Special Aluminium Alloy	546,355	364,967	-33.2%
LMEX	-	-	-
Steel Mediterranean Billet	28	-	-100.0%
Cobalt	8,668	7,894	-8.9%
Molybdenum	356	144	-59.6%
LMEmini Copper A Grade	-	-	-
LMEmini Primary Aluminium	-	-	-
LMEmini Special High Grade Zinc	-	-	-
Primary Aluminium Monthly Average Future	9,466	12,488	31.9%
Aluminium Alloy Monthly Average Future	-	-	-
Copper Monthly Average Future	4,496	3,083	-31.4%
Lead Monthly Average Future	968	1,283	32.5%
Nickel Monthly Average Future	363	752	107.2%
Tin Monthly Average Future	304	960	215.8%
Zinc Monthly Average Future	1,957	2,571	31.4%
NASAAC Monthly Average Future	-	92	100.0%
Aluminium Premium Future East Asia	-	-	-
Aluminium Premium Future Extended US	-	-	-
Aluminium Premium Future South East Asia	-	-	-
Aluminium Premium Future Western Europe	-	-	-
Steel Scrap	39	49,099	125794.9%
Steel Rebar	69	8,637	12417.4%
Grand Totals	169,557,846	156,512,730	-7.7%

Sizes of lots:

- 20 tonnes: Aluminium Alloy and NASAAC
- 6 tonnes: Nickel
- 5 tonnes: Tin
- 65 tonnes: Steel
- 25 tonnes: all other metals
- 5 tonnes: LMEmini Copper, Aluminium and Zinc
- 10 tonnes: Steel scrap and rebar

Average daily stock exchange trades processed in CCASS (including CNS trades, isolated trades and cross trades)

Year/month	No. of CCASS trades	% of Exchange trades	No. of shares (mil)	% of market turnover	Value of trades (HK\$ mil)	% of market turnover
HKD						
2012	775,182	100.00	137,513	100.00	53,769	100.00
2013	939,557	100.00	141,132	100.00	62,433	100.00
2014	1,059,850	100.00	138,775	100.00	69,213	100.00
2015	1,396,636	100.00	216,793	100.00	102,602	100.00
2016	1,080,339	100.00	186,165	100.00	66,820	100.00
2016 Jan	1,278,822	100.00	257,571	100.00	82,118	100.00
Feb	1,114,323	100.00	205,857	100.00	65,526	100.00
Mar	1,188,713	100.00	199,358	100.00	69,534	100.00
Apr	1,097,592	100.00	200,173	100.00	65,370	100.00
May	990,676	100.00	195,817	100.00	60,007	100.00
Jun	1,005,044	100.00	177,729	100.00	62,332	100.00
Jul	988,506	100.00	192,076	100.00	61,652	100.00
Aug	1,042,738	100.00	173,706	100.00	68,461	100.00
Sep	1,109,007	100.00	158,784	100.00	74,129	100.00
Oct	1,026,050	100.00	158,138	100.00	60,785	99.99
Nov	1,107,985	100.00	157,929	100.00	67,515	100.00
Dec	1,017,686	100.00	162,127	100.00	63,815	100.00
			(Thousand)	(US\$ Thousand)		
USD						
2012	28	98.97	5	94.59	520	99.74
2013	47	100.00	14	100.00	897	100.00
2014	14	94.33	16	94.33	486	94.33
2015	16	100.00	16	100.00	587	100.00
2016	20	77.44	111	47.85	475	29.28
2016 Jan	5	100.00	2	100.00	155	100.00
Feb	7	89.78	4	68.71	265	64.48
Mar	8	84.42	3	29.25	158	26.21
Apr	9	69.91	2	32.00	143	30.71
May	5	78.06	2	57.65	165	55.38
Jun	17	55.92	88	23.97	195	13.32
Jul	36	85.89	83	50.31	323	18.14
Aug	19	76.15	53	36.56	1,122	13.67
Sep	42	85.20	826	59.86	1,600	16.85
Oct	22	63.58	51	24.09	518	2.60
Nov	31	64.83	80	32.24	477	5.52
Dec	38	79.59	109	67.57	487	18.85
			(Thousand)	(RMB Thousand)		
RMB						
2012	532	100.00	7,504	100.00	63,519	99.99
2013	850	100.00	14,176	100.00	96,352	100.00
2014	772	100.00	13,596	100.00	109,246	100.00
2015	1,201	100.00	11,347	100.00	145,465	100.00
2016	658	99.95	5,930	99.73	47,090	97.09
2016 Jan	953	100.00	9,767	100.00	95,501	100.00
Feb	704	100.00	7,713	100.00	75,164	100.00
Mar	694	100.00	6,264	100.00	58,026	100.00
Apr	555	100.00	5,181	100.00	47,271	100.00
May	631	100.00	3,874	100.00	30,769	100.00
Jun	559	99.91	4,945	99.46	40,020	96.15
Jul	556	99.99	5,258	99.99	42,164	99.92
Aug	779	99.94	7,442	99.56	48,081	95.20
Sep	599	99.90	5,723	99.47	32,579	92.11
Oct	628	99.84	4,990	99.43	32,608	92.84
Nov	762	99.88	5,835	99.22	35,945	91.99
Dec	462	99.97	4,308	99.71	31,395	97.69

Average Daily Settlement Instructions (SIs) settled in CCASS (both delivering and receiving SIs are counted)

Year/month	Number of SIs	SIs by shares (mil)	SIs by value (HK\$ mil)
HKD			
2012	73,156	44,241	178,175
2013	82,849	54,585	215,816
2014	88,601	54,876	204,477
2015	100,829	55,847	253,288
2016	83,047	46,735	181,400
2016 Jan	88,617	52,240	178,070
Feb	81,163	41,455	155,863
Mar	85,428	47,027	174,754
Apr	84,510	44,524	167,455
May	77,874	44,515	169,510
Jun	81,927	51,861	212,455
Jul	80,443	41,876	162,920
Aug	81,421	46,846	190,960
Sep	85,638	52,273	215,060
Oct	82,242	43,727	179,652
Nov	81,615	44,265	177,690
Dec	85,828	49,330	186,876
		(Thousand)	(US\$ Thousand)
USD			
2012	30	3,165	10,984
2013	89	16,478	23,343
2014	78	12,430	19,510
2015	70	17,637	25,573
2016	64	10,929	38,089
2016 Jan	59	7,839	16,964
Feb	85	14,146	70,128
Mar	52	12,055	23,342
Apr	60	11,648	22,491
May	60	8,532	81,873
Jun	56	10,039	78,766
Jul	64	21,423	85,524
Aug	70	11,584	17,220
Sep	70	7,575	13,454
Oct	60	7,617	14,441
Nov	53	6,951	9,357
Dec	77	12,504	28,235
		(Thousand)	(RMB Thousand)
RMB			
2012	61	27,179	225,854
2013	117	46,817	568,373
2014	112	95,573	770,025
2015	130	58,063	1,001,536
2016	83	17,912	204,529
2016 Jan	109	16,831	398,813
Feb	83	19,460	185,668
Mar	82	21,133	190,425
Apr	67	23,004	240,894
May	64	15,359	112,786
Jun	72	30,372	381,847
Jul	77	15,253	170,971
Aug	90	19,255	252,350
Sep	89	23,214	289,186
Oct	89	8,711	57,663
Nov	89	14,186	112,434
Dec	82	7,178	48,698

Average Daily Investor Settlement Instructions (ISIs) settled in CCASS (one sided ISIs are counted)

Year/month	Number of ISIs	ISIs by shares (mil)	ISIs by Value (HK\$ mil)
HKD			
2012	342	99	224
2013	401	124	205
2014	393	268	226
2015	442	134	194
2016	276	87	136
2016 Jan	279	64	79
Feb	222	308	125
Mar	244	40	68
Apr	286	137	204
May	259	125	107
Jun	272	48	199
Jul	288	71	196
Aug	318	49	113
Sep	333	67	141
Oct	261	81	204
Nov	268	52	100
Dec	269	35	104
		(Thousand)	(US\$ Thousand)
USD			
2012	0	4	413
2013	0	8	1,002
2014	0	0	13
2015	0	7	705
2016	0	1	2
2016 Jan	0	0	0
Feb	0	0	0
Mar	0	1	2
Apr	0	0	0
May	0	0	0
Jun	0	0	0
Jul	0	0	0
Aug	0	0	0
Sep	0	0	0
Oct	0	16	19
Nov	0	0	0
Dec	0	0	0
		(Thousand)	(RMB Thousand)
RMB			
2012	1	27	121
2013	1	107	512
2014	1	85	347
2015	1	76	320
2016	1	214	699
2016 Jan	1	64	250
Feb	1	24	86
Mar	1	132	444
Apr	1	45	165
May	1	39	122
Jun	1	369	1,159
Jul	1	23	82
Aug	2	122	479
Sep	1	20	74
Oct	1	36	152
Nov	1	266	846
Dec	2	1,421	4,496

Average daily settlement efficiency of CNS stock positions

Year/month	S day	Settlement Efficiency (%)	S + 1 day
HKD			
2012	99.91		99.99
2013	99.91		99.99
2014	99.90		99.99
2015	99.92		99.99
2016	99.91		99.99
2016 Jan	99.92		100.00
2016 Feb	99.93		100.00
2016 Mar	99.93		99.99
2016 Apr	99.93		99.99
2016 May	99.92		99.99
2016 Jun	99.91		99.99
2016 Jul	99.90		99.99
2016 Aug	99.90		99.99
2016 Sep	99.92		100.00
2016 Oct	99.94		99.99
2016 Nov	99.89		99.99
2016 Dec	99.88		99.99
USD			
2012	97.01		99.05
2013	98.74		99.80
2014	99.91		99.99
2015	98.57		99.23
2016	99.54		100.00
2016 Jan	96.67		100.00
2016 Feb	100.00		100.00
2016 Mar	100.00		100.00
2016 Apr	100.00		100.00
2016 May	97.89		100.00
2016 Jun	99.44		100.00
2016 Jul	100.00		100.00
2016 Aug	100.00		100.00
2016 Sep	100.00		100.00
2016 Oct	100.00		100.00
2016 Nov	100.00		100.00
2016 Dec	99.29		100.00
RMB			
2012	99.91		100.00
2013	99.87		100.00
2014	99.68		100.00
2015	99.33		99.89
2016	99.73		99.94
2016 Jan	99.45		99.65
2016 Feb	99.92		100.00
2016 Mar	99.52		100.00
2016 Apr	99.70		100.00
2016 May	100.00		100.00
2016 Jun	99.69		100.00
2016 Jul	99.77		99.77
2016 Aug	99.59		99.96
2016 Sep	99.79		100.00
2016 Oct	99.78		100.00
2016 Nov	99.86		99.93
2016 Dec	99.71		100.00

Average daily netting efficiency of CNS trades – in stock positions and share quantity

Year/month	No. of CNS stock positions	Netting efficiency (%)	No. of shares due for settlement (mil)	Netting efficiency (%)
HKD				
2012	57,279	96.01	17,527	93.40
2013	68,591	96.04	21,438	92.09
2014	76,069	96.14	24,039	91.20
2015	88,733	96.55	32,503	92.35
2016	69,913	96.55	25,185	92.94
2016 Jan	72,058	97.01	26,435	94.84
Feb	63,992	96.94	22,115	94.53
Mar	71,815	96.78	26,089	93.41
Apr	70,772	96.58	25,333	93.64
May	63,604	96.59	23,396	93.91
Jun	65,087	96.56	22,966	92.94
Jul	68,266	96.34	24,000	93.68
Aug	71,055	96.39	24,464	92.79
Sep	76,431	96.35	27,902	91.10
Oct	72,294	96.26	26,150	91.61
Nov	73,527	96.46	27,195	91.25
Dec	69,241	96.38	25,813	91.90
		(%)	(Thousand)	(%)
USD				
2012	7	69.42	9	6.96
2013	8	69.55	20	9.05
2014	6	47.80	18	4.91
2015	8	52.34	24	7.07
2016	9	49.85	59	16.44
2016 Jan	4	46.39	4	3.90
Feb	5	51.93	5	42.03
Mar	5	50.22	5	68.02
Apr	3	40.75	4	2.14
May	4	24.37	4	0.86
Jun	6	37.88	44	15.13
Jul	11	70.97	104	29.31
Aug	14	53.77	38	35.55
Sep	15	63.04	124	34.54
Oct	12	52.65	78	14.19
Nov	12	60.41	125	24.09
Dec	12	61.54	166	20.40
		(%)	(Thousand)	(%)
RMB				
2012	55	92.63	8,230	26.98
2013	122	91.40	12,165	47.09
2014	120	90.32	15,428	39.08
2015	149	92.04	11,369	46.83
2016	109	90.46	7,305	33.47
2016 Jan	135	92.54	8,352	54.90
Feb	101	91.64	7,523	48.71
Mar	109	91.42	6,057	48.43
Apr	92	90.33	5,538	43.05
May	89	91.57	4,687	33.15
Jun	98	89.79	6,951	31.92
Jul	106	89.44	6,362	36.86
Aug	115	91.87	10,281	28.04
Sep	108	90.03	9,015	15.70
Oct	120	89.06	7,337	18.47
Nov	123	90.86	8,902	19.90
Dec	114	86.79	6,350	25.46

Average daily netting efficiency of CNS trades – in money obligations

Year/month	Money obligations arising from novated contracts (HK\$mil)	Money obligations after netting (HK\$mil)	Funds netting efficiency (%)
HKD			
2012	98,727	10,731	89.13
2013	115,615	12,554	89.14
2014	129,521	12,559	90.30
2015	195,299	17,484	91.05
2016	125,157	12,762	89.80
2016 Jan	155,684	14,806	90.49
Feb	123,224	10,763	91.27
Mar	130,322	10,793	91.72
Apr	122,388	11,333	90.74
May	111,873	12,713	88.64
Jun	116,130	14,069	87.88
Jul	115,307	12,213	89.41
Aug	128,133	11,535	91.00
Sep	138,613	15,676	88.69
Oct	112,620	11,614	89.69
Nov	127,406	13,795	89.17
Dec	119,021	13,482	88.67
(US\$ Thousand)			
USD			
2012	908	825	9.18
2013	1,224	1,112	9.16
2014	526	478	9.09
2015	796	721	9.45
2016	477	368	22.94
2016 Jan	304	291	4.55
Feb	329	308	6.30
Mar	285	265	6.90
Apr	227	223	1.73
May	263	252	4.36
Jun	374	236	36.92
Jul	630	279	55.77
Aug	448	401	10.66
Sep	782	633	19.04
Oct	183	147	19.53
Nov	912	651	28.66
Dec	928	683	26.39
(RMB Thousand)			
RMB			
2012	108,944	66,780	38.70
2013	184,712	85,427	53.75
2014	213,395	100,073	53.10
2015	290,955	119,848	58.81
2016	92,092	44,420	51.77
2016 Jan	190,046	60,258	68.29
Feb	145,808	60,092	58.79
Mar	115,210	40,454	64.89
Apr	93,152	39,008	58.12
May	60,287	26,173	56.59
Jun	78,895	50,225	36.34
Jul	82,022	43,491	46.98
Aug	92,843	56,065	39.61
Sep	62,293	42,402	31.93
Oct	61,955	44,600	28.01
Nov	69,121	40,738	41.06
Dec	62,146	31,232	49.74

Footnote: RMB-denominated securities commenced trading on 29 April 2011.

Average daily transactions handled by CCASS depository (both deposit and withdrawal transactions are counted)

Year/month	No. of transactions	No. of shares (mil)	Value of transactions (HK\$mil)
HKD			
2012	795	1,440	3,456
2013	912	1,697	3,752
2014	886	2,360	5,134
2015	1,099	3,500	7,105
2016	582	3,630	4,418
2016 Jan	593	3,971	4,341
2016 Feb	477	1,574	2,694
2016 Mar	510	5,532	4,876
2016 Apr	629	4,892	3,645
2016 May	496	5,693	2,839
2016 Jun	506	2,863	5,315
2016 Jul	717	3,250	4,466
2016 Aug	649	2,924	3,773
2016 Sep	630	2,672	6,566
2016 Oct	638	2,915	4,523
2016 Nov	593	2,918	4,114
2016 Dec	592	4,511	6,140
		(Thousand)	(US\$ Thousand)
USD			
2012	-	-	-
2013	0	3	3
2014	0	1	2
2015	0	1	1
2016	0	1	1
2016 Jan	0	0	0
2016 Feb	0	0	0
2016 Mar	0	0	0
2016 Apr	0	2	2
2016 May	0	0	0
2016 Jun	0	0	0
2016 Jul	0	4	5
2016 Aug	0	0	0
2016 Sep	0	0	0
2016 Oct	0	6	7
2016 Nov	0	0	0
2016 Dec	0	0	0
		(Thousand)	(RMB Thousand)
RMB			
2012	2	576	1,928
2013	2	63	249
2014	1	1,055	3,451
2015	2	106	352
2016	2	1,641	5,446
2016 Jan	2	60	186
2016 Feb	1	39	116
2016 Mar	2	31	98
2016 Apr	2	137	423
2016 May	2	330	1,023
2016 Jun	1	239	751
2016 Jul	2	28	93
2016 Aug	2	6,824	23,739
2016 Sep	1	1,771	5,217
2016 Oct	2	10,130	33,303
2016 Nov	2	216	680
2016 Dec	2	72	226

Footnote: No transaction in US dollars handled for the year 2012

Securities under CCASS custody (balances at the end of each month)

Year/month	No. of shares (mil)	% of issued shares of admitted securities	Market value (HK\$mil)	% of market capitalisation of admitted securities
All currencies in HKD equivalent				
2012	3,663,662	70.30	12,330,062	51.73
2013	3,955,158	70.87	13,878,914	52.68
2014	4,450,067	71.29	14,911,899	54.09
2015	5,467,209	74.50	15,071,152	56.58
2016	5,878,886	74.27	15,381,540	56.60
2016 Jan	5,492,896	74.09	13,306,286	56.21
Feb	5,491,099	73.81	13,082,341	56.18
Mar	5,558,031	74.67	14,395,883	56.61
Apr	5,642,602	74.06	14,509,073	56.41
May	5,733,717	73.79	14,263,406	56.28
Jun	5,694,081	73.49	14,309,490	49.13
Jul	5,713,221	73.80	14,836,617	56.51
Aug	5,795,866	74.55	15,650,409	57.03
Sep	5,865,263	74.21	15,979,623	57.22
Oct	5,835,510	74.28	15,843,456	57.16
Nov	5,897,640	74.37	15,917,676	56.87
Dec	5,878,886	74.27	15,381,540	56.60

Footnote: No. of shares and market value of securities in non-HKD currency have been included.

	(Thousand)		(US\$ Thousand)	
USD				
2012	31,963	100.00	3,323,798	100.00
2013	32,691	94.64	3,120,699	99.96
2014	32,518	95.26	3,060,914	99.92
2015	33,480	95.67	2,991,506	99.91
2016	41,389	93.10	3,752,899	99.92
2016 Jan	33,581	95.68	2,939,179	99.93
Feb	32,579	95.55	2,882,448	99.93
Mar	32,520	95.56	2,996,995	99.94
Apr	32,551	95.65	2,991,712	99.94
May	35,441	95.99	3,262,605	99.94
Jun	38,341	96.28	3,689,593	99.95
Jul	41,221	96.71	3,998,405	99.96
Aug	41,934	92.95	4,148,700	99.90
Sep	42,004	92.96	4,137,846	99.89
Oct	42,248	93.23	4,093,554	99.91
Nov	42,199	93.22	3,881,908	99.91
Dec	41,389	93.10	3,752,899	99.92

	(Thousand)		(RMB Thousand)	
RMB				
2012	4,046,204	40.55	33,143,882	45.66
2013	3,962,224	30.40	18,929,002	17.20
2014	3,723,315	24.15	20,565,267	11.80
2015	3,320,031	26.48	15,386,156	6.82
2016	3,476,283	27.42	13,739,195	5.74
2016 Jan	3,106,940	25.52	12,009,616	5.87
Feb	3,120,010	25.78	12,592,461	6.25
Mar	3,162,340	25.83	12,988,577	6.09
Apr	3,185,395	25.43	13,107,176	5.99
May	3,173,633	25.18	12,800,684	5.84
Jun	3,369,468	27.25	15,941,530	7.58
Jul	3,277,856	24.98	15,651,528	6.56
Aug	3,347,606	25.83	15,243,398	6.31
Sep	3,273,898	25.25	13,454,466	5.58
Oct	3,484,406	27.42	14,088,521	6.01
Nov	3,486,129	27.69	14,459,209	6.19
Dec	3,476,283	27.42	13,739,195	5.74

Cleared Trade Notional Values for OTC Clearing Hong Kong Limited

Year/month		Cumulative Cleared Notional Values (in USD)*	
		Rates Derivatives Contracts #	FX Derivatives Contracts
2013		58,600,000	20,000,000
2014		197,000,000	60,000,000
2015		1,813,600,000	66,000,000
2016		6,129,600,000	66,000,000
2016	Jan	2,407,500,000	66,000,000
	Feb	2,871,700,000	66,000,000
	Mar	3,139,300,000	66,000,000
	Apr	3,275,400,000	66,000,000
	May	3,424,700,000	66,000,000
	Jun	3,853,800,000	66,000,000
	Jul	4,104,100,000	66,000,000
	Aug	4,416,500,000	66,000,000
	Sep	4,667,100,000	66,000,000
	Oct	5,283,300,000	66,000,000
	Nov	5,807,400,000	66,000,000
	Dec	6,129,600,000	66,000,000

* Rounded to nearest USD100,000

Include IRS and CCS in light of new clearing service for Cross Currency Swap, which commences on 15 August 2016

Distribution of market participants' market shares, 2012 – 2016

Category A (Position 1 to 14)			Category B (Position 15 to 65)			Category C (Position > 65)			
Year/Month	Range (%)	Total (%)	Range (%)	Total (%)	Range (%)	Total (%)	Total turnover (HK\$bil) #	Average daily turnover (HK\$mil) #	
2012	7.68 – 2.60	57.72	2.28 – 0.21	31.83	0.21 – 0.00	10.45	13,424.01	54,348.22	
2013	7.20 – 2.11	55.97	1.87 – 0.22	32.54	0.21 – 0.00	11.49	15,402.14	63,123.52	
2014	7.21 – 2.04	54.24	1.94 – 0.23	34.15	0.22 – 0.00	11.61	17,318.63	70,115.91	
2015	7.35 – 2.08	52.31	1.89 – 0.25	35.30	0.25 – 0.00	12.39	25,936.38	105,005.59	
2016	7.97 – 2.15	56.55	1.91 – 0.25	32.94	0.24 – 0.00	10.51	16,108.20	65,747.76	
2016	Jan	8.08 – 2.02	57.10	1.62 – 0.25	33.70	0.24 – 0.00	9.20	1,628.97	81,448.69
	Feb	8.07 – 2.13	57.26	2.12 – 0.22	33.79	0.21 – 0.00	8.95	1,173.80	65,210.97
	Mar	8.39 – 1.79	56.81	1.76 – 0.25	33.15	0.24 – 0.00	10.04	1,453.09	69,194.56
	Apr	7.81 – 1.99	56.78	1.55 – 0.26	32.90	0.25 – 0.00	10.32	1,295.06	64,752.87
	May	8.47 – 2.12	59.22	1.71 – 0.23	31.79	0.23 – 0.00	8.99	1,242.74	59,177.93
	Jun	8.63 – 2.15	58.47	1.88 – 0.23	32.20	0.23 – 0.00	9.33	1,290.97	61,474.94
	Jul	7.86 – 2.00	56.18	1.98 – 0.25	33.40	0.25 – 0.00	10.42	1,213.34	60,666.95
	Aug	7.50 – 1.98	56.29	1.89 – 0.25	33.39	0.25 – 0.00	10.32	1,474.25	67,011.28
	Sep	7.93 – 2.11	56.63	2.10 – 0.24	33.33	0.24 – 0.00	10.04	1,511.66	71,983.99
	Oct	8.31 – 1.94	56.36	1.88 – 0.26	33.52	0.26 – 0.00	10.12	1,137.97	59,893.23
	Nov	7.48 – 2.11	56.28	2.03 – 0.25	33.82	0.24 – 0.00	9.90	1,447.73	65,805.99
	Dec	7.23 – 2.13	55.89	2.11 – 0.24	34.14	0.24 – 0.00	9.97	1,238.62	61,930.77

Includes securities trading and value of shares when stock options were exercised

Note: The report includes all Exchange Participant firms that had paid Transaction Levy, Investor Compensation Levy (if applicable) and Trading Fee to the Exchange.

Statistics on Exchange participants

Stock Exchange

Year/quarter	No. of trading right holders (no. of trading right held)	Exchange participants – trading	Exchange participants – non trading	Non-Exchange participants
2012	571 (996)	511 (928)	39 (47)	21 (21)
2013	563 (978)	504 (912)	39 (46)	20 (20)
2014	558 (969)	500 (904)	40 (47)	18 (18)
2015	566 (975)	515 (915)	35 (44)	16 (16)
2016	608 (1011)	556 (950)	36 (45)	16 (16)
2016	Q1	575 (981)	526 (925)	33 (40)
	Q2	582 (985)	530 (924)	36 (45)
	Q3	599 (1002)	547 (941)	36 (45)
	Q4	608 (1011)	556 (950)	36 (45)

Futures Exchange

Year/quarter	No. of trading right holders (no. of trading right held)	Exchange participants – trading	Exchange participants – non trading	Non-Exchange participants
2012	234 (258)	185 (207)	–	49 (51)
2013	232 (256)	179 (201)	–	53 (55)
2014	231 (255)	179 (201)	–	52 (54)
2015	232 (256)	179 (201)	–	53 (55)
2016	233 (256)	180 (201)	–	53 (55)
2016	Q1	230 (253)	177 (198)	–
	Q2	229 (252)	176 (197)	–
	Q3	231 (254)	178 (199)	–
	Q4	233 (256)	180 (201)	–

Notes:

- (1) The figures in brackets are the number of trading rights held
- (2) An Exchange Participant is an individual or corporation who may trade on or through the Exchange and is licensed under the Securities and Futures Ordinance to carry on securities dealing activity.

HKCC Participants

Year/quarter		Clearing Participants	General Clearing Participants
2012		158	9
2013		152	9
2014		152	9
2015		151	9
2016		152	9
2016	Q1	148	10
	Q2	148	9
	Q3	150	9
	Q4	152	9

SEOCH Participants

Year/quarter		Direct Clearing Participants	General Clearing Participants
2012		63	9
2013		62	9
2014		65	9
2015		69	9
2016		65	9
2016	Q1	66	10
	Q2	66	9
	Q3	65	9
	Q4	65	9

HKSCC Participants

Year/quarter		Direct Clearing Participant	General Clearing Participant	Non-broker Participants *
2012		493	9	46
2013		485	9	43
2014		481	10	42
2015		492	10	43
2016		533	9	42
2016	Q1	503	9	43
	Q2	507	9	43
	Q3	525	9	43
	Q4	533	9	42

* Non-broker participants include Clearing Agency Participants, Custodian Participants and Stock Pledgee Participants.

OTC Clear Members

Year/quarter		Clearing Member
2013		4
2014		4
2015		10
2016		13
2016	Q1	11
	Q2	11
	Q3	12
	Q4	13

Hong Kong Securities and Derivatives Markets Historical Events

- 1891 “The Association of Stockbrokers in Hong Kong”, the first formal stock exchange in Hong Kong was formed.
- 1914 The name of the Association of Stockbrokers in Hong Kong was changed to “The Hong Kong Stock Exchange”.
- 1921 A second stock exchange, “The Hong Kong Stockbrokers’ Association”, was incorporated.
- 1947 The Hong Kong Stock Exchange and the Hong Kong Stockbrokers’ Association were merged to form a joint exchange under the name of “The Hong Kong Stock Exchange Ltd”.
- 1969 Dec The Far East Exchange Ltd commenced business on 17 December.
- 1970 Feb The Companies Ordinance was amended to empower the Governor in Council to recognise stock exchanges for certain limited purposes connected with the offering in writing of shares to any member of the public.
- 1971 Mar The Kam Ngan Stock Exchange Ltd commenced business on 15 March.
- 1972 Jan The Kowloon Stock Exchange Ltd commenced business on 5 January.
- 1973 Jan The four stock exchanges, the Far East Exchange, the Hong Kong Stock Exchange, the Kam Ngan Stock Exchange and the Kowloon Stock Exchange, agreed to standardise their trading sessions with effect from 8 January.
- A Securities Advisory Council was established and a Commissioner for Securities was appointed, but not given statutory power, to help prepare the way for the statutory provisions to be imposed later.
- Feb The Stock Exchange Control Ordinance 1973 was enacted, which imposed heavy penalties on anyone operating a stock market which was not recognised under the Ordinance. The establishment of stock exchange was effectively controlled.
- The Government announced that it was mandatory for all companies seeking listing to have their prospectuses registered with the Registrar of Companies.
- 1974 Feb The Securities Ordinance and The Protection of Investors Ordinance were enacted and were brought into operation with effect from 1 March.
- Apr The Federation of Share Registrars was established.
- Jul The Hong Kong Federation of Stock Exchange was established.
- Aug Under the Securities Ordinance 1974, a Stock Exchange Compensation Fund was established and contributions to the fund were paid by the four stock exchanges in proportion to their membership.

- Oct Part VI of the Ordinance and the Securities (Dealers, Investment Advisors and Representatives) Regulations 1974 was brought into force, requiring all dealers (whether or not they are members of the stock exchanges), investment advisors and their representatives to register with the Commissioner for Securities.
- 1975 Aug The Securities Commission approved the Code on Takeovers and Mergers.
- Dec The Securities Commission approved a statutory rule prohibiting directors of a listed company incorporated in Hong Kong from issuing shares — other than on a pro-rata basis to existing shareholders — without the prior approval of shareholders.
- 1976 The Commodities Trading Ordinance was passed by the Legislative Council.
- Aug Under the Securities (Stock Exchange Listing) Rule 1976, a listed company should appoint a member of the Federation of Share Registrars to be its registrar.
- Dec On 17 December, the Hong Kong Commodity Exchange Limited (HKCE) was incorporated.
- 1977 May Considerable progress was made towards the formation of a unified stock exchange in Hong Kong in place of the existing four. A working party on unification was formed.
- On 9 May, The HKCE commenced the trading of its first commodity product — cotton futures.
- Nov On 15 November, The HKCE commenced trading of sugar futures.
- Dec An Insider Dealing Tribunal was set up.
- 1978 Mar Stamp duty on securities dealing was reduced from 0.8% to 0.6% (per round trip) with effect from 6 March.
- 1979 Aug A Practice Note was published by the Securities Commission to clarify the rules concerning the suspension of dealings in the shares of offeree companies during takeover bids.
- Nov The HKCE commenced trading of soybean futures.
- 1980 Jul The Stock Exchange of Hong Kong Ltd (SEHK) was incorporated.
- Aug The Stock Exchanges Unification Ordinance 1980 was passed by the Legislative Council.
- On 19 August, The HKCE commenced trading of gold futures.
- 1981 Jan The Securities Commission adopted a trigger point of 35% as the maximum percentage shareholding in a listed company that any group or individual could hold without making a general offer for all the remaining shareholders.
- Jul Under the Stamp Duty Ordinance 1981, instruments of transfer of registered warrants were chargeable with fixed duty and contract notes were required to be stamped with effect from 1 July.
- Oct The first committee members of the SEHK were elected.

- 1982 A Financial Futures Working Party was formed to study the introduction of financial futures.
- 1983 Mar The Code on Takeovers and Mergers was revised to the effect that bids involving less than 35% of a company's voting shares were not subject to control, but other partial bids were subject to the consent of the Takeovers Committee. Market dealings in an offeree company's shares before or during a bid were forbidden.
- 1984 May The Securities Commission released a set of guidelines for the placement of shares as a means of flotation, which had been banned for some years.
- 1985 May On 7 May, the HKCE was renamed the Hong Kong Futures Exchange Limited (HKFE).
- Aug The Securities (Amendment) Ordinance 1985 was enacted. Its purpose was to strengthen the power of the Commissioner for Securities to monitor the financial viability of dealers.
- The Legislative Council passed the Stock Exchanges Unification (Amendment) Ordinance 1985. Under the Ordinance, locally incorporated firms, including subsidiaries of banks and deposit-taking companies, became eligible to apply to the Stock Exchange of Hong Kong for corporate membership. And the disqualification of directors or employees of banks and deposit-taking companies and of lawyers or professional accountants from becoming members of the SEHK was removed.
- 1986 Feb The Securities (Stock Exchange Listing) Rules 1986 took effect from 1 February.
- The Securities (Accounts and Audit) (Amendment) Regulations were published in the Government Gazette. Dealers and dealing partnerships were required to fulfil certain requirements.
- The Securities (Recognition of Stock Market) Notice and the Securities (Registration of Dealers) (Approved Examinations) Notice were published in the Government Gazette.
- The Legislative Council approved the amended Securities (Stock Exchange Listing) Rules 1986.
- Mar The Hong Kong Stock Exchange, the Far East Exchange, the Kam Ngan Stock Exchange and the Kowloon Stock Exchange ceased trading after the close of business on 27 March.
- Apr The SEHK commenced trading on 2 April.
- May On 6 May, HKFE commenced the trading of its first financial product — Hang Seng Index (HSI) Futures.
- Sep The SEHK became a full member of the Federation Internationale des Bourses de Valeurs on 22 September.
- Oct The grand opening of the SEHK took place on 6 October.
- 1987 Apr On 8 April, the SEHK Chairman and the Commissioner for Securities made a joint statement that the two had agreed that no further new issues of B shares (shares of which the proposed voting power does not bear a reasonable relationship to the equity interest of such shares when fully paid) would be allowed to list on the SEHK.

- Oct The trading restrictions in connection with bank-related brokers were relaxed with effect from 2 October.
- The General Committee of the SEHK unanimously resolved that trading on the SEHK would be suspended for four days from 20 October to 23 October, both days inclusive. Trading in the Hang Seng Index Futures was also suspended for the same period.
- The Takeovers Committee, announced on 26 October that the Committee had decided that for a period of one month, the trigger point, or creeper provision, as the case may be, under the Hong Kong Code on Takeovers and Mergers, would be waived.
- The Hong Kong Government, together with several leading financial institutions, raised a rescue fund of HK\$4 billion of which HK\$1.8 billion was utilised to enable the Hong Kong Futures Guarantee Corporation Ltd to finance its obligations to members of the HKFE. With effect from 29 October, a levy of HK\$30 per HKFE transaction and a special levy of 0.03% on transaction value of securities dealings were introduced to repay the interest and principal of the rescue package.
- Nov The limit of compensation payable out of the Exchange Fidelity Fund or a member's guarantee for the default of a defaulting member was increased from HK\$500,000 to HK\$2,000,000, subject to the availability of funds, with effect from the commencement of trading on 9 November.
- 1988 Jan The new Management Sub-committee of the SEHK was formed on 2 January to take up the duties of the General Committee.
- Jun The Government-appointed Securities Review Committee published the Report on the Operation and Regulation of Hong Kong Securities Industry on 2 June.
- Jul An amendment to the Articles of Association of the SEHK, which allowed the SEHK to form a Council of 22 members instead of a committee of 21 members to govern its operations, was endorsed by its members on 20 July.
- Sep The SEHK and the Securities Commission released a joint announcement on 14 September, in which they agreed that as a general rule, the SEHK would not list any new B shares and would not permit listed companies to issue any new B shares. This general rule would not apply only in exceptional circumstances. The queuing system for new applications for listing was also reviewed and amended.
- Oct The first 22-member Council of the SEHK was formed on 18 October.
- Nov The first Nominating Committee of the SEHK was formed on 7 November.
- 1989 The clearing functions for HKFE were transferred from Hong Kong Futures Guarantee Corporation Limited and International Commodities Clearing House (Hong Kong) Limited to the newly established futures clearing company, the HKFE Clearing Corporation Limited (HKCC).
- Feb The All Ordinaries Index was launched by the SEHK on 1 February.
- Mar The SEHK announced the formation of the HKSCC, a company limited by guarantee.
- Apr The Legislative Council passed the Securities and Futures Commission Ordinance 1989.

- May The new Securities and Futures Commission (SFC) was formally established on 1 May.
- Sep The SFC announced on 13 September that it had agreed to authorise warrant funds which had been able to apply for authorisation with effect from 1 November.
- Oct The Council of the SEHK endorsed a rolling T+2 settlement period for the proposed Central Clearing and Settlement System.
- Dec The Securities (Stock Exchange Listing) Rules 1989 were enacted on 1 December.
- 1990 HKFE introduced its first interest rate futures — futures based on the three-month Hong Kong Interbank Offered Rate (HIBOR).
- Feb The minimum brokerage for each securities transaction traded on the SEHK was raised from HK\$25 to HK\$50 with effect from 8 February. The minimum commission rate of 0.25% for stock broking was maintained.
- Apr On 2 April, the Council of the SEHK resolved that Council members on the Board of the HKSCC should be broker members and that the Chairman and the Deputy Chairman of the Board of the HKSCC must be a broker or banker member of the Board. If the Chairman was a broker member, the Deputy Chairman must be a banker member and the two would rotate every year.
- Jul The Securities (Insider Trading) Draft Bill, was passed by the Legislative Council on 25 July.
- 1991 HKFE introduced three futures based on sub-indices of the HSI.
- Apr With effect from 1 April, stamp duty on share transactions was reduced from 0.6% to 0.5% (per round trip).
- On 15 April, the Hong Kong Code on Share Repurchases, which allowed firms listed in Hong Kong to buy back their own shares, was approved by the SFC and became effective immediately.
- Sep The Securities (Disclosure of Interests) Ordinance came into force on 1 September.
- Nov The Council of the SEHK and the SFC on 1 November agreed on a series of measures designed to permit all the substantive elements of the revised voluntary constitutional package, which was unanimously supported at the Extraordinary General Meeting of the SEHK on 30 October, to be brought into effect in time to govern the next Council election. The new Council under the revised voluntary constitutional package would consist of 31 members in total — 18 broker members, 11 lay members and the chief executives of the SEHK and the HKSCC.
- On 25 November, the SFC and the SEHK announced the signing of a Memorandum of Understanding providing for the devolution of day-to-day administration of all listing matters to the SEHK effective 31 December.
- 1992 Feb On 21 February, the SFC approved the revised Hong Kong Code on Takeovers and Mergers and its integration with the Hong Kong Code on Share Repurchases. The new integrated Code came into effect on 1 April.

- Apr With effect from 1 April, stamp duty on share transactions was reduced from 0.5% to 0.4% (per round trip) and the stamp duty was extended to the trading of derivative warrants.
- May On 11 May, changes made to the Listing Rules of the SEHK and the listing agreement for a secondary listing, particularly where the majority of trading was likely to be on the SEHK, took effect.
- Jun The settlement period for members of the SEHK was changed from T+1 to T+2 on 8 June.
- On 24 June, the Central Clearing and Settlement System (CCASS) commenced operations on the trade-for-trade basis.
- Oct The compulsory Broker's Fidelity Insurance Scheme came into effect on 1 October.
- The Securities (Clearing Houses) Ordinance came into effect on 7 October. The maximum amount payable under the Unified Exchange Compensation Fund to all persons (except stockbrokers) who suffer loss through any default of a stockbroker was increased to HK\$8 million in respect of each stockbroker concerned in or connected with the default. The previous limit was HK\$2 million.
- On 7 October, CCASS commenced the second phase of its operation, starting to admit stocks for clearing and settlement on a continuous net settlement (CNS) basis.
- On 28 October, a memorandum of understanding was signed between the Hong Kong and the British securities regulatory authorities.
- 1993 Mar On 5 March, HKFE introduced its first options product — Hang Seng Index Options.
- Apr With effect from 1 April, stamp duty on share transactions was reduced from 0.4% to 0.3% (per round trip).
- Jun On 19 June, the China Securities Regulatory Commission, the Shanghai Securities Exchange, the Shenzhen Stock Exchange, the SFC and the SEHK signed a Memorandum of Regulatory Co-operation in Beijing.
- Jul Dealings in the H shares in Tsingtao Brewery Co Ltd commenced on 15 July. This was the first China-incorporated enterprise to obtain a primary listing in Hong Kong.
- Aug On 16 August, the Special Levy payable on every transaction recorded on the SEHK and the HKFE was suspended.
- Nov On 1 November, the SEHK launched the Automatic Order Matching and Execution System (AMS).
- 1994 Jan On 3 January, the SEHK launched a pilot scheme for regulated short-selling of shares.
- Mar Jardine Matheson Holdings and Jardine Strategic Holdings announced their decision to delist from Hong Kong. Other Jardine group companies made similar announcements in September.
- Jul With effect from 8 July, the Stamp Duty (Amendment) (No.2) Bill 1994 extended relief from stamp duty for stock borrowing and lending activities and raised the maximum borrowing period from 14 days to 12 months.

- 1995 Mar On 31 March, HKFE introduced its first single-stock product — stock futures on two stocks.
- Sep On 8 September, the SEHK launched its Traded Stock Options Market. The first stock option was on HSBC Holdings plc.
- Nov On 3 November, HKFE introduced its first currency futures — Rolling Forex, and launched an electronic screen-based trading system, the Automated Trading System (ATS) for trading the new product.
- 1996 Jan On 25 January, trading through the AMS off-floor terminals started. These terminals are installed in SEHK members' offices, allowing them to trade from their offices, in addition to trading through terminals in the Trading Hall.
- 1997 Sep HKFE introduced Hang Seng China-Affiliated Corporations Index (Red Chips index) futures and options on 12 September, and relaunched the Three-Month HIBOR Futures on 26 September.
- Nov On 28 November, the Hong Kong Securities Institute was incorporated.
- 1998 Apr With effect from 1 April, the transaction levy was reduced from 0.013% to 0.011% and the proportion of sharing between the SEHK and the SFC was changed from 7:6 to 7:4. Stamp duty on share transactions was also reduced from 0.3% to 0.25% (per round trip).
- May On 8 May, Hongkong Clearing launched its Investor Account Service which allows investors to open investor accounts directly in CCASS.
- 1999 May On 17 May, Hongkong Clearing launched an Electronic Initial Public Offering (EIPO) service for CCASS participants.
- Sep HKFE suspended the trading of gold futures, the last exchange-traded commodity product.
- Nov On 12 November, the Tracker Fund of Hong Kong (TraHK) was listed on the SEHK. TraHK is a collective investment fund issued by the Hong Kong SAR Government, which follows closely the movement of the benchmark Hang Seng Index.
- On 15 November, Growth Enterprise Market (GEM) was formally launched. The first listings were on 25 November 1999.
- 2000 Mar On 6 March, the SEHK, the HKFE and the HKSCC became wholly-owned subsidiaries of Hong Kong Exchanges and Clearing Limited (HKEX). Mr Charles Lee was the first Chairman of HKEX. Mr Kwong Ki-chi was appointed the Chief Executive of HKEX.
- On 20 March, the Growth Enterprise Index (GEI) was launched. It has a base value of 1000 on the base date of 17 March 2000.
- Apr With effect from 7 April, stamp duty on stock transactions was reduced to 0.225% (per round trip).
- May On 31 May, the SEHK launched the Pilot Programme for Trading US Securities with initially seven Nasdaq stocks admitted to trading.

- Jun On 5 June, HSI Futures and Options migrated from open outcry trading to the HKFE's electronic trading system — Hong Kong Futures Automated Trading System (HKATS). Floor trading in HKFE was totally abolished.
- On 27 June, shares of the HKEX were listed by introduction on the SEHK with a stock code of "388".
- Sep On 15 September, HKEX announced the introduction of an Internet Initial Public Offering (iIPO) service to provide individual investors with an additional electronic mechanism for submitting applications for IPOs.
- Oct On 5 October, MTR Corporation Ltd (MTRC), the first government-owned organization to be privatized, was listed on the SEHK. Also, MTRC was the first listing issuer using HKEX's iIPO.
- On 23 October, the first phase of the Third Generation Automatic Order Matching and Execution System (AMS/3) was launched.
- 2001 Feb On 23 February, HKEX introduced its Order Routing System (ORS) to AMS/3 and Online Trading Service to its Stock Exchange Participants.
- Aug On 6 August, stock options trading was successfully migrated from the Traded Options System (TOPS) to the Hong Kong Futures Automated Trading System (HKATS). Clearing and settlement of stock options trades continues to be performed on TOPS.
- Sep On 1 September, the stamp duty on securities transactions was reduced from 0.225% to 0.2% per transaction (round-trip).
- On 1 September, a Trading Fee of 0.005% per side of the consideration of a transaction was introduced by the Stock Exchange. The transaction levy payable to the SFC increased from 0.005% to 0.007% per side of the consideration of a transaction.
- 2002 Mar On 8 March, the SFC levy on trading of options on stock futures was reduced from \$1.0 to \$0.2 per contract per side. The compensation fund levy on trading of options on stock futures was reduced from \$0.5 to \$0.1 per contract per side.
- On 25 March, HKEX introduced a pre-opening session and an index basket order trading mechanism in the securities market. The 30-minute pre-opening session starts at 9:30 am. The index basket order trading mechanism is only applicable in the continuous trading session.
- May On 16 May, HKEX introduced the first phase of CCASS/3, the new generation of the Central Clearing and Settlement System.
- Aug On 5 August, the first six Equity Linked Instruments (ELIs) were listed on SEHK.
- Sep On 16 September, HKMA announced the termination of the Tap Facility of the Tracker Fund of Hong Kong (TraHK) on exhaustion of the Tap Issue Limit in the fourth quarter of 2002, thus concluding the Government stock market operation which was initiated in 1998.
- Dec On 9 December, HKEX introduced the second phase of CCASS/3.

- 2003 Apr On 1 April, the Securities and Futures Ordinance (SFO) became effective together with a number of codes, guidelines and forms for its implementation.
- Effective from 1 April, the minimum commission rate rule governing Stock Exchange Participants (SEPs) was abolished. Commissions became freely negotiable between SEPs and their clients.
- May Effective from 1 May, Mr Paul Chow was appointed the Chief Executive of HKEX.
- On 26 May, HKEX introduced the final phase of CCASS/3 by launching the Participant Gateway. The Participant Gateway serves as an additional communication channel to the CCASS/3 Terminal and provides a direct electronic interface between CCASS/3 and CCASS Participants' back office systems.
- Nov On 17 November, HKEX opened its first Mainland representative office in Beijing.
- Dec On 8 December, HKEX introduced H-shares Index futures.
- 2004 Apr On 6 April, HKEX introduced the Derivatives Clearing and Settlement System (DCASS) which provides a common platform for the clearing and settlement of all derivative products traded on HKEX markets.
- Jun On 14 June, HKEX introduced H-shares Index options.
- 2005 May On 23 May, HKEX introduced FTSE/Xinhua China 25 Index futures and options.
- Oct On 28 October, the Securities and Futures (Investor Compensation – Levy) (Amendment) Rules 2005 became effective whereby a levy suspension and re-instatement mechanism was introduced. Accordingly, the investor compensation levies would be suspended when the net asset value (NAV) of the Investor Compensation Fund (ICF) exceeds \$1.4 billion, and subsequently reinstated when the NAV of the ICF falls below \$1 billion.
- Nov On 2 November, legislation was passed to abolish the estate duty.
- On 25 November, the first Real Estate Investment Trust (REIT), The Link REIT, was listed on the SEHK.
- 2006 Jan On 16 January, renovated Trading Hall opened for trading.
- Apr On 28 April, Mr Ronald Arculli was appointed the Chairman of HKEX.
- Jun On 5 June, HKSCC announced the expansion of the Investor Participant (IP) account service to Macau individual investor and companies.
- On 12 June, the first batch of seven Callable Bull/Bear Contracts (CBBCs) began trading on the SEHK.
- Jul On 3 July, HKEX introduced Bank of China Ltd Futures and Options.
- On 13 July, legislation was passed to establish Financial Reporting Council which will have the authority to investigate complains concerning standards of financial reporting and audits of listed companies.

- Oct On 27 October, Industrial and Commercial Bank of China (ICBC) was listed simultaneously in Hong Kong and Shanghai. It was the largest IPO by total funds raised (US\$19.1 billion) in world stock market history and the funds raised by H shares was also an all-time high.
- Dec On 1 December, the transaction levy in respect of any trading in securities, futures or options contracts was reduced by 20% from 0.005% of transaction value per side to 0.004%.
- 2007 Jan On 1 January, the Securities & Futures Commission's (SFC's) Guidelines for Sponsors and Compliance Advisers became effective, marking the launch of a new sponsor regulatory regime.
- Mar On 12 March, the first batch of 19 derivative warrants on the iShares FTSE/Xinhua A50 China tracker were listed on HKEX. This was the first time that derivative warrants were issued on Mainland A-share assets.
- Apr On 10 April, the SFC entered into a Memorandum of Understanding (MOU) with the China Banking Regulatory Commission (CBRC) for cooperation and information sharing with respect to Hong Kong licensed intermediaries who provide services to Mainland commercial banks conducting overseas wealth management business on behalf of their Mainland clients. This served as regulatory support for the Mainland Qualified Domestic Institutional Investors (QDII) business (banking side) in Hong Kong.
- Jun On 25 June, Phase 1 of the HKEX Electronic Disclosure Project commenced and lasted for 6 months. Under this Phase, it is optional for a Main Board-listed issuer to make a paid newspaper announcement as long as it publishes a notification in newspapers about the full announcement posted on its own website and the HKEX website. Those without their own websites must publish the full announcements in newspapers as well as on the HKEX website.
- Dec On 11 December, the Hong Kong Monetary Authority (HKMA) launched the electronic trading platform (ETP) for Exchange Fund Bills and Notes (EFBNs). The ETP provides greater flexibility to facilitate trading in EFBNs.
- On 25 December, Phase 2 of the HKEX Electronic Disclosure Project commenced. Under Phase 2, Main Board issuers publishing announcements on their own websites are no longer required to publish notifications in newspapers. After 6 months, all issuers must have their own websites on which they must publish their announcements.
- 2008 Feb On 4 February, the HKEXnews.com.hk website was launched. HKEXnews is a dedicated website which mainly disseminates issuer information generated directly by the listed issuers and/or their major shareholders and directors as well as regulatory information generated by HKEX about listed companies.
- Mar On 31 March, HKEX launched the Mini-Hang Seng China Enterprises Index (Mini H-shares Index) futures.
- Apr On 7 April, HKEX introduced 5-digit stock codes in its securities market.
- May On 26 May, the closing auction session for HKEX's securities market commenced. The closing prices of securities are determined by an auction mechanism similar to that already in place in the pre-opening session. The trading hours of the securities market on a normal trading day as well as a half-day trading day are extended by 10 minutes.

- Jul On 1 July, the revised Listing Rules of the Growth Enterprise Market (GEM) and the Main Board of HKEX relating to the development of GEM became effective. GEM was re-positioned as a second board and a stepping stone towards the Main Board. To encourage listing transfers from GEM to the Main Board, the transfer process was streamlined and the initial listing fees for such transfers were halved.
- On 31 July, the first gold Exchange Traded Fund (ETF) commenced trading on the Main Board of HKEX.
- Oct On 20 October, HKEX reintroduced trading in gold futures on its Hong Kong Futures Exchange (HKFE) which had formerly listed the product in the 1990s.
- 2009 Mar On 23 March, in light of the price volatility during the Closing Auction Session (CAS) since its introduction on 26 May 2008, the CAS in the securities market was suspended to maintain public confidence in the orderliness, fairness and transparency of the market.
- Apr On 1 April, the Listing Rules amendments on the revised blackout period for share trading by listed company directors came into effect. The blackout period before the announcement of annual results was extended to 60 days instead of the originally proposed 4 months. The blackout period before interim results announcement was not extended.
- Nov On 18 November, the first 4 A-share industry sector ETFs in Hong Kong were listed on the SEHK.
- Dec On 18 December, HKEX published the consultation conclusions on accelerating rights issues and open offers. The minimum notice period for book closure for rights issues would be reduced to six business days and that for open offers would remain unchanged.
- On 29 December, HKEX published its consultation conclusions on CER Futures in which HKEX considers that there is no imminent need for a CER futures market in Hong Kong.
- 2010 Apr On 26 April, Hong Kong Securities Clearing Co Ltd (HKSCC) admitted over-the-counter (OTC) structured products authorised by the SFC into the Central Clearing and Settlement System (CCASS) of HKEX's securities market, thereby broadening asset classes in its eligible securities.
- Jun On 3 June, new Listing Rules for mineral companies came into effect to ensure the provision of material, relevant and reliable information about these companies to investors, and to align with global standards.
- Jul On 19 July, the People's Bank of China (PBOC) and the HKMA signed a supplementary Memorandum of Co-operation on the expansion of the RMB trade settlement scheme. On the same day, the PBOC and Bank of China (Hong Kong) Ltd (the RMB clearing bank in Hong Kong) signed a revised settlement agreement which allows any corporation, including financial institutions, in Hong Kong to open RMB bank accounts. These agreements are major steps towards the launch of RMB investment products in Hong Kong.
- Oct On 1 October, a 25% reduction in the SFC's levy payable in respect of trading in securities, futures and options contracts took effect.
- On 22 October, Asian Development Bank's (ADB) RMB1.2 billion 10-year bond was listed as a selectively marketed security on the SEHK. It was the first RMB-denominated bond listed and traded in RMB on the SEHK.

On 29 October, AIA Group Ltd was listed on the SEHK. Its IPO, raising HK\$159.1 billion, was the largest in Hong Kong's market history and the third largest in the world. On the same day, options on AIA were introduced for trading in the stock options market.

Dec On 8 December, the Hong Kong depositary receipts (HDRs) of Vale S.A., a Brazilian mining company, was listed on the SEHK as the first HDR listed in Hong Kong.

On 15 December, amendments to the Listing Rules came into effect for HKEX to adopt a framework for accepting Mainland accounting and auditing standards and Mainland audit firms for Mainland-incorporated companies listed in Hong Kong. The framework also provides reciprocally for the use of Hong Kong financial reporting standards and Hong Kong audit firms by Hong Kong companies listed in the Mainland.

2011 Mar On 7 March, HKEX extended the trading hours of the securities market by one hour, with the lunch break shortened to 1.5 hours. The trading hours of the derivatives market were also adjusted accordingly.

Apr On 29 April, Hui Xian Real Estate Investment Trust (REIT) was listed as the first Renminbi (RMB)-denominated fund product on the Stock Exchange of Hong Kong (SEHK) and the first RMB initial public offering (IPO) outside Mainland China.

May On 13 May, the Securities and Futures and Companies Legislation (Structured Products Amendment) Ordinance 2011 took effect to transfer the regulation of public offers of structured products in the form of shares or debentures from the prospectus regime of the Companies Ordinance to the regime under the Securities and Futures Ordinance (SFO).

Jun On 1 June, the new regulatory regime governing credit rating agencies (CRAs) operating in Hong Kong took effect, requiring CRAs and their rating analysts to obtain license from the SFC.

On 20 June, Listing Rules amendments took effect to prevent shares from trading ex-entitlement before shareholder approval.

On 25 June, a new regulatory regime took effect to strengthen the disclosure of information to investors in the offering of SFC-authorized funds and investment-linked assurance schemes marketed in Hong Kong.

Jul On 25 July, HKEX implemented the T+2 Finality arrangement for securities market money settlement in the Central Clearing and Settlement System (CCASS) to reduce the overnight credit risks faced by Hong Kong Securities Clearing Co Ltd (HKSCC) and its participants.

On 29 July, iBonds (inflation-linked retail bonds) issued by the Hong Kong Government of HK\$10 billion were listed on the SEHK.

Aug On 17 August, Vice Premier Li Ke-qiang announced a series of policies to promote economic cooperation between the Mainland and Hong Kong and the internationalisation of RMB. These included: (i) introducing Mainland exchange-traded funds (ETFs) on Hong Kong stocks; (ii) developing channels to facilitate the cycling of RMB between Hong Kong and the Mainland; and (iii) the RMB Qualified Foreign Institutional Investor (RQFII) scheme.

- Oct On 24 October, HKEX's RMB Equity Trading Support Facility (TSF) system was operationally ready as a back-up facility to prepare for the future trading of RMB stocks on the SEHK.
- On 31 October, amendments to Code of Conduct for Persons Licensed by or Registered with the SFC took effect to expand the scope of conflict of interest requirements governing analysts responsible for investment research.
- Nov On 11 November, amendments to the Listing Rules took effect to facilitate the listing of debt issues that are for professional investors only.
- On 29 November, HKT Trust was listed on the SEHK (in the form of stapled securities with the company, HKT Ltd) as the first listed business trust in Hong Kong.
- Dec On 13 December, the RQFII scheme was formalised as the Mainland Government and the Hong Kong Government signed Supplement VIII to the Mainland and Hong Kong Closer Economic Partnership Arrangement (CEPA8).
- On 16 December, the Securities and Futures (Professional Investor) (Amendment) Rules 2011 took effect to allow the use of alternative appropriate methods for qualifying an investor as a high-net-worth professional investor.
- 2012 Feb On 20 February, HKEX launched the HSI Volatility Index (VHSI) futures.
- Mar On 5 March, HKEX further extended the trading hours of the securities market by 30 minutes, with the lunch break shortened to one hour (12:00-13:00). The trading hours of the derivatives market were adjusted accordingly.
- On 30 March, HKEX and four other founding members of the BRICS Exchange Alliance — BM&FBOVESPSA, MICEX-RTS, BSE Ltd and Johannesburg Stock Exchange (JSE) — began cross-listing of benchmark equity index derivatives on each other's trading platforms.
- Jun On 18 June, after market consultation, the Securities and Futures (Short Position Reporting) Rules took effect. The SFC began to publish on a weekly basis the aggregated short positions of specified shares on 7 September.
- Jul On 17 July, the ChinaAMC CSI 300 Index ETF was listed as the first RQFII A-share ETF on the SEHK, the first physical ETF outside Mainland China and the first A-share ETF outside Mainland China to trade in RMB.
- Aug From 1 August, the HKMA allowed banks in Hong Kong to open RMB accounts for non-Hong Kong residents and offer them a full range of RMB services to further promote the development of offshore RMB businesses in Hong Kong.
- On 6 August, HKEX extended the coverage of its RMB Equity Trading Support Facility (TSF) beyond RMB-traded shares to equity-related ETFs and real estate investment trusts (REITs) traded in RMB.
- Sep On 17 September, HKEX launched RMB currency futures, the first exchange-traded deliverable RMB futures in the world.

- Oct On 12 October, the Harvest MSCI China A Index ETF was listed as the first dual-counter (DC) security on the SEHK, tradable both in RMB and in Hong Kong dollar.
- On 22 October, the E Fund HSCEI ETF and ChinaAMC HSI ETF were listed on the Shanghai Stock Exchange (SHSE) and Shenzhen Stock Exchange (SZSE) respectively as the first cross-border (Mainland China and Hong Kong) ETFs in the Mainland market.
- On 29 October, the RMB-traded shares of Hopewell Highway Infrastructure Ltd were listed on the SEHK by way of placing — the first RMB-traded equity security outside Mainland China.
- On 30 October, China Exchanges Services Company Ltd (CESC), a joint venture (JV) formed by HKEX, SHSE and SZSE for the development of financial products and related services, officially commenced operations. It was formed pursuant to a JV agreement signed in June in the year.
- Nov On 5 November, HKEX implemented risk management reform measures for its clearing houses. The measures include: (1) introducing a standard margin system and a Dynamic Guarantee Fund (DGF) at Hong Kong Securities Clearing Co Ltd (HKSCC); and (2) revising certain assumptions in stress testing and collateral assumptions of the HKEX clearing houses.
- On 30 November, the SEHK published consultation conclusions on changes to the Listing Rules, effective 1 January 2013, to complement the introduction of a statutory obligation for listed companies to disclose inside information.
- Dec On 6 December, HKEX completed its acquisition of the entire issued share capital of LME Holdings Ltd (LMEH) after obtaining approval from LMEH shareholders in July and lately from the UK Financial Services Authority (FSA).
- On 19 December, the H shares of China International Marine Containers (Group) Ltd were listed on the SEHK as the first case in which Mainland-listed B shares are converted into H shares to list in Hong Kong.
- 2013 Apr On 8 April, HKEX launched After-Hours Futures Trading (AHFT, from 5:00 pm to 11:00 pm) for the HSI and the H-shares Index futures.
- Aug On 12 August, HKEX launched CES China 120 Index futures, the world's first exchange-listed derivatives product to provide exposure to leading China stocks from the Mainland and Hong Kong markets through a single exchange-traded futures contract.
- Nov On 25 November, OTC Clearing Hong Kong Ltd (OTC Clear) completed its soft launch.
- On 25 November, RMB10 billion of sovereign bonds issued by the Ministry of Finance (MOF) were listed on the SEHK, and for the first time the MOF has used the SEHK's facilities for a public offering of its bonds.
- Dec On 27 December, HKEX announced that Hong Kong Securities Clearing Co Ltd (HKSCC) had admitted China Securities Depository and Clearing Corporation Ltd (ChinaClear) as a Clearing Agency Participant to the Central Clearing and Settlement System (CCASS).

- 2014 Jan On 6 January, HKEX launched after-hours trading of Mini Hang Seng Index (Mini HSI) futures and Mini H-shares Index (Mini HHI) futures and extended the Block Trading Facility (BTF) from day session to After-Hours Futures Trading (AHFT) session.
- Mar On 3 March, amendments to the SEHK Listing Rules on calculation of annual listing fees for Hong Kong-incorporated issuers came into effect. The amendments were made to align the Listing Rules following the abolition of the concept of nominal (par) value under the new Companies Ordinance.
- On 3 March, HKEX rolled out the Mainland Market Data Hub (MMDH) in Shanghai.
- Apr On 10 April, the China Securities Regulatory Commission (CSRC) and the Hong Kong SFC announced their approval in principle the development of Shanghai-Hong Kong Stock Connect, a pilot programme for establishing mutual stock market access (subject to investment quota) between Shanghai and Hong Kong.
- Jun On 17 June, RHB Asset Management (a Malaysian fund company) launched the RHB-OSK Islamic Regional Balanced Fund, the first actively managed Islamic fund in Hong Kong.
- Sep On 19 September, the first Islamic bond (sukuk) of the Hong Kong Government, which had an issuance size of US\$1 billion (HK\$7.8 billion) and a tenor of five years, was listed on the SEHK.
- Nov On 3 November, the close of AHFT of stock index futures and RMB currency futures has been extended from 11:00 pm to 11:45 pm. The close of the AHFT clearing session was accordingly extended from 11:45 pm to 12:30 am.
- On 17 November, Shanghai-Hong Kong Stock Connect was formally launched.
- On 17 November, the HKMA lifted the currency conversion limits on RMB for transactions conducted by AIs with Hong Kong residents, including the conversion limit of RMB20,000 per person per day.
- Dec On 1 December, HKEX launched London Aluminium Mini Futures (LRA), London Zinc Mini Futures (LRZ) and London Copper Mini Futures (LRC), its first Asia Commodity contracts.
- On 1 December, HKEX launched the New Securities Trading Device (NSTD), a vendor-developed front-end trading device, to replace the legacy AMS Terminals and Multi-Workstation System (MWS).
- 2015 Feb On 13 February, the stamp duty waiver for all exchange traded funds (ETFs) listed in Hong Kong took effect.
- Mar On 2 March, HKEX launched short-selling of eligible Shanghai-listed A shares under Shanghai-Hong Kong Stock Connect.
- On 30 March, HKEX rolled out a significant enhancement to its Central Clearing and Settlement System (CCASS) to facilitate trading of A shares through Shanghai-Hong Kong Stock Connect. Investors can now open Special Segregated Accounts (SPSAs) in CCASS via its Custodian Participants or its General Clearing Participants (GCPs) which are not Exchange Participants (EPs). In addition, the pre-trade checking mechanism based on the SPSA Model became effective on 20 April 2015.

- May On 15 May, CSOP SZSE ChiNext ETF was listed on the SEHK as the first exchange traded fund (ETF) in Hong Kong which tracks stocks listed on ChiNext of the Shenzhen Stock Exchange (SZSE). This ETF is a dual-counter stock available for trading in both HK dollar and renminbi (RMB).
- Jul On 1 July, the scheme of Mainland-Hong Kong Mutual Recognition of Funds was officially launched.
- Dec On 14 December, HKEX introduced London Nickel Mini Futures, London Tin Mini Futures and London Lead Mini Futures contracts for trading in its derivatives market.
- On 18 December, the SFC granted authorisation for the first batch of four Mainland funds under the Mainland-Hong Kong Mutual Recognition of Funds (MRF) initiative for public offering in Hong Kong. At the same time, the CSRC approved the first batch of three Hong Kong funds for public offering on the Mainland market under MRF.
- 2016 May On 9 May, HKEX launched seven sector index futures contracts including the CES Gaming Top 10 Index, Hang Seng Mainland Oil & Gas Index, Hang Seng Mainland Banks Index, Hang Seng Mainland Healthcare Index, Hang Seng Mainland Properties Index, Hang Seng IT Hardware Index and Hang Seng Software & Services Index.
- On 30 May, HKEX introduced cash-settled Euro-Renminbi (RMB), Japanese yen-RMB, Australian dollar-RMB and RMB-US dollar futures, with trading of the RMB-US dollar futures in US dollar and the others in RMB.
- Jun On 13 June, the first L&I Products were listed in Hong Kong including the Samsung KOSPI 200 Daily (2x) Leveraged Product, Samsung KOSPI 200 Daily (-1x) Inverse Product, Samsung TOPIX Daily (2x) Leveraged Product and Samsung TOPIX Daily (-1x) Inverse Product.
- Jul On 25 July, HKEX introduced Closing Auction Session (CAS) for its securities market to allow execution at securities' closing prices. Some of the closing times in HKEX's market were extended as a result of the introduction of the CAS.
- Aug On 22 August, HKEX rolled out its Volatility Control Mechanism (VCM) in its securities market. VCM is a measure designed to protect market integrity by preventing extreme price volatility arising from major trading errors and other unusual incidents.
- Sep On 5 September, HKEX introduced Mini-Hang Seng China Enterprises Index Options or Mini H-shares Index Options, to meet the demand from retail investors and give market participants more flexibility by providing a contract one-fifth the size of the H-shares Index Options contract.
- Dec On 5 December, Shenzhen Connect was launched.

List of listed companies on Main Board

End of 2016

Code	Company name	Incorporation	Listing date
01127	1010 Printing Group Ltd.	Bermuda	2011/07/25
01361	361 Degrees International Ltd.	Cayman Islands	2009/06/30
01530	3SBio Inc.	Cayman Islands	2015/06/11
00800	A8 New Media Group Ltd.	Cayman Islands	2008/06/12
02018	AAC Technologies Holdings Inc.	Cayman Islands	2005/08/09
02686	AAG Energy Holdings Ltd.	Cayman Islands	2015/06/23
02623	Add New Energy Investment Holdings Group Ltd.	Cayman Islands	2012/04/27
03344	Addchance Holdings Ltd.	Cayman Islands	2005/10/05
02086	Advanced Card Systems Holdings Ltd.	Cayman Islands	2003/11/10
03355	Advanced Semiconductor Manufacturing Corporation Ltd. -H Shs	PRC	2006/04/07
00900	Aeon Credit Service (Asia) Co. Ltd.	Hong Kong	1995/09/14
00984	AEON Stores (Hong Kong) Co., Ltd.	Hong Kong	1994/02/04
03383	Agile Group Holdings Ltd.	Cayman Islands	2005/12/15
01288	Agricultural Bank of China Ltd. - H Shares	PRC	2010/07/16
01131	AgriTrade Resources Ltd.	Bermuda	1997/03/19
01299	AIA Group Ltd.	Hong Kong	2010/10/29
00753	Air China Ltd. - H Shares	PRC	2004/12/15
00538	Ajisen (China) Holdings Ltd.	Cayman Islands	2007/03/30
01639	AKM Industrial Co. Ltd.	Hong Kong	2004/08/18
00328	Alco Holdings Ltd.	Bermuda	1992/11/27
00241	Alibaba Health Information Technology Ltd.	Bermuda	1972/07/06
01060	Alibaba Pictures Group Ltd.	Bermuda	1994/05/12
00684	Allan International Holdings Ltd.	Bermuda	1992/11/10
00373	Allied Group Ltd.	Hong Kong	1973/01/12
00056	Allied Properties (HK) Ltd.	Hong Kong	n.a.
00833	Alltronics Holdings Ltd.	Cayman Islands	2005/07/15
02600	Aluminum Corporation of China Ltd. - H Shares	PRC	2001/12/12
00959	Amax International Holdings Ltd.	Bermuda	1997/10/03
00090	Amber Energy Ltd.	Cayman Islands	2009/07/10
00630	AMCO United Holding Ltd.	Bermuda	1996/11/28
00077	AMS Public Transport Holdings Ltd.	Cayman Islands	2004/04/15
02300	AMVIG Holdings Ltd.	Cayman Islands	2004/03/26
00347	Angang Steel Co. Ltd. - H Shares	PRC	1997/07/24
00914	Anhui Conch Cement Co. Ltd. - H Shares	PRC	1997/10/21
00995	Anhui Expressway Co. Ltd. - H Shares	PRC	1996/11/13
02020	ANTA Sports Products Ltd.	Cayman Islands	2007/07/10
03337	Anton Oilfield Services Group	Cayman Islands	2007/12/14
00922	Anxian Yuan China Holdings Ltd.	Bermuda	1999/12/21
01149	Anxin-China Holdings Ltd.	Cayman Islands	2003/11/24
01496	AP Rentals Holdings Ltd.	Cayman Islands	2016/04/08
01104	APAC Resources Ltd.	Bermuda	1998/12/29
00519	Applied Development Holdings Ltd.	Bermuda	1986/03/24
01045	APT Satellite Holdings Ltd.	Bermuda	1996/12/18
00645	Ares Asia Ltd.	Bermuda	1993/12/22
00565	Art Group Holdings Ltd.	Cayman Islands	2003/09/10
03313	ArtGo Holdings Ltd.	Cayman Islands	2013/12/30
00789	Artini China Co. Ltd.	Bermuda	2008/05/16
01120	Arts Optical International Holdings Ltd.	Bermuda	1996/11/08
00264	Ascent International Holdings Ltd.	Cayman Islands	2003/03/12
00711	Asia Allied Infrastructure Holdings Ltd.	Bermuda	1993/02/12
00841	Asia Cassava Resources Holdings Ltd.	Cayman Islands	2009/03/23
00743	Asia Cement (China) Holdings Corporation	Cayman Islands	2008/05/20
00835	Asia Coal Ltd.	Bermuda	1997/12/18
00104	Asia Commercial Holdings Ltd.	Bermuda	1987/07/29
00351	Asia Energy Logistics Group Ltd.	Hong Kong	1992/08/18
00662	Asia Financial Holdings Ltd.	Bermuda	1990/12/18
00033	Asia Investment Finance Group Ltd.	Cayman Islands	2007/11/19
00214	Asia Orient Holdings Ltd.	Bermuda	1986/01/06
00899	Asia Resources Holdings Ltd.	Bermuda	1997/10/24
01135	Asia Satellite Telecommunications Holdings Ltd.	Bermuda	1996/06/19
00292	Asia Standard Hotel Group Ltd.	Bermuda	1988/09/22
00129	Asia Standard International Group Ltd.	Bermuda	1973/01/24
00679	Asia Tele-Net And Technology Corporation Ltd.	Bermuda	1991/01/31
00073	Asian Citrus Holdings Ltd.	Bermuda	2009/11/26
01993	Asiaray Media Group Ltd.	Cayman Islands	2015/01/15
00522	ASM Pacific Technology Ltd.	Cayman Islands	1989/01/03
00105	Associated International Hotels Ltd.	Hong Kong	1985/10/24
01717	Ausnutria Dairy Corporation Ltd.	Cayman Islands	2009/10/08
06118	Austar Lifesciences Ltd.	Cayman Islands	2014/11/07
02031	Ausupreme International Holdings Ltd.	Cayman Islands	2016/09/12
00720	Auto Italia Holdings Ltd.	Bermuda	1991/07/16
00771	Automated Systems Holdings Ltd.	Bermuda	1997/11/05
02080	AUX International Holdings Ltd.	Cayman Islands	2014/01/23
00595	AV Concept Holdings Ltd.	Cayman Islands	1996/04/24
00232	AVIC International Holding (HK) Ltd.	Bermuda	1991/12/12
00161	AVIC International Holdings Ltd. - H Shares	PRC	1997/09/29
00260	AVIC Joy Holdings (HK) Ltd.	Hong Kong	n.a.
02357	AviChina Industry & Technology Co. Ltd. - H Shares	PRC	2003/10/30
01397	Baguio Green Group Ltd.	Cayman Islands	2014/05/22
01958	BAIC Motor Corporation Ltd. - H Shares	PRC	2014/12/19
02100	BAIOO Family Interactive Ltd.	Cayman Islands	2014/04/10
00030	Ban Loong Holdings Ltd.	Bermuda	1991/10/09
03988	Bank of China Ltd. - H Shares	PRC	2006/06/01
01963	Bank of Chongqing Co., Ltd. - H Shares	PRC	2013/11/06

List of listed companies on Main Board (continued)

End of 2016

Code	Company name	Incorporation	Listing date
03328	Bank of Communications Co., Ltd. – H Shares	PRC	2005/06/23
00023	Bank of East Asia, Ltd., The	Hong Kong	n.a.
00416	Bank of Jinzhou Co., Ltd. – H Shares	PRC	2015/12/07
03866	Bank of Qingdao Co., Ltd. – H Shares	PRC	2015/12/03
01578	Bank of Tianjin Co., Ltd. – H Shares	PRC	2016/03/30
06196	Bank of Zhengzhou Co., Ltd. – H Shares	PRC	2015/12/23
01121	Baofeng Modern International Holdings Co. Ltd.	Cayman Islands	2011/01/28
01293	Baoxin Auto Group Ltd.	Cayman Islands	2011/12/14
02355	Baoye Group Co. Ltd. – H Shares	PRC	2003/06/30
00483	Bauhaus International (Holdings) Ltd.	Cayman Islands	2005/05/12
01338	BaWang International (Group) Holding Ltd.	Cayman Islands	2009/07/03
01035	BBI Life Sciences Corporation	Cayman Islands	2014/12/30
02009	BBMG Corporation – H Shares	PRC	2009/07/29
00706	Beautiful China Holdings Co. Ltd.	Bermuda	1998/07/22
00694	Beijing Capital International Airport Co. Ltd. – H Shares	PRC	2000/02/01
01329	Beijing Capital Juda Ltd.	Cayman Islands	2012/04/02
02868	Beijing Capital Land Ltd. – H Shares	PRC	2003/06/19
01858	Beijing Chunlizhengda Medical Instruments Co., Ltd. – H Shares	PRC	2015/03/11
06188	Beijing Digital Telecom Co., Ltd. – H Shares	PRC	2014/07/08
01250	Beijing Enterprises Clean Energy Group Ltd.	Cayman Islands	2013/07/05
00154	Beijing Enterprises Environment Group Ltd.	Hong Kong	n.a.
00392	Beijing Enterprises Holdings Ltd.	Hong Kong	1997/05/29
02389	Beijing Enterprises Medical and Health Industry Group Ltd.	Cayman Islands	2002/04/26
00371	Beijing Enterprises Water Group Ltd.	Bermuda	1993/04/19
00187	Beijing Jingcheng Machinery Electric Co. Ltd. – H Shares	PRC	1993/08/06
00814	Beijing Jingkelong Co. Ltd. – H Shares	PRC	2008/02/26
00579	Beijing Jingneng Clean Energy Co., Ltd. – H Shares	PRC	2011/12/22
01000	Beijing Media Corporation Ltd. – H Shares	PRC	2004/12/22
00588	Beijing North Star Co. Ltd. – H Shares	PRC	1997/05/14
00925	Beijing Properties (Holdings) Ltd.	Bermuda	1998/01/15
01803	Beijing Sports and Entertainment Industry Group Ltd.	Cayman Islands	2012/01/16
01599	Beijing Urban Construction Design & Dev. Group Co., Ltd.-H Sh	PRC	2014/07/08
02339	BeijingWest Industries International Ltd.	Cayman Islands	2003/10/10
00761	Bel Global Resources Holdings Ltd.	Bermuda	1997/03/07
01880	Belle International Holdings Ltd.	Cayman Islands	2007/05/23
02326	BEP International Holdings Ltd.	Bermuda	2003/03/03
01488	Best Food Holding Co. Ltd.	Cayman Islands	2011/06/27
02111	Best Pacific International Holdings Ltd.	Cayman Islands	2014/05/23
00926	Besunyen Holdings Co. Ltd.	Cayman Islands	2010/09/29
02299	Billion Industrial Holdings Ltd.	Cayman Islands	2011/05/18
02886	Binhai Investment Co. Ltd.	Bermuda	2000/03/16
01112	Biostime International Holdings Ltd.	Cayman Islands	2010/12/17
02309	Birmingham International Holdings Ltd.	Cayman Islands	2002/11/12
00963	Bloomage BioTechnology Corporation Ltd.	Cayman Islands	2008/10/03
06828	Blue Sky Power Holdings Ltd.	Bermuda	2011/07/12
02588	BOC Aviation Ltd.	Singapore	2016/06/01
02388	BOC Hong Kong (Holdings) Ltd.	Hong Kong	2002/07/25
01685	Boer Power Holdings Ltd.	Cayman Islands	2010/10/20
01190	Bolina Holding Co., Ltd.	Cayman Islands	2012/07/13
00653	Bonjour Holdings Ltd.	Cayman Islands	2003/07/16
01698	Boshiwa International Holding Ltd.	Cayman Islands	2010/09/29
03998	Bosideng International Holdings Ltd.	Cayman Islands	2007/10/11
00592	Bossini International Holdings Ltd.	Bermuda	1993/11/02
00434	Boyaa Interactive International Ltd.	Cayman Islands	2013/11/12
00863	Branding China Group Ltd.	Cayman Islands	2012/04/27
01428	Bright Smart Securities & Commodities Group Ltd.	Cayman Islands	2010/08/25
00933	Brightoil Petroleum (Holdings) Ltd.	Bermuda	1995/11/16
01114	Brilliance China Automotive Holdings Ltd.	Bermuda	1999/10/22
01008	Brilliant Circle Holdings International Ltd.	Cayman Islands	2009/03/30
00159	Brockman Mining Ltd.	Bermuda	1985/07/05
00240	Build King Holdings Ltd.	Bermuda	n.a.
00024	Burwill Holdings Ltd.	Bermuda	1983/09/15
01211	BYD Co. Ltd. – H Shares	PRC	2002/07/31
00285	BYD Electronic (International) Co. Ltd.	Hong Kong	2007/12/20
01224	C C Land Holdings Ltd.	Bermuda	1999/04/30
01486	C Cheng Holdings Ltd.	Cayman Islands	2013/12/20
01908	C&D International Investment Group Ltd.	Cayman Islands	2012/12/14
00043	C. P. Pokphand Co. Ltd.	Bermuda	1988/04/28
01028	C.banner International Holdings Ltd.	Bermuda	2011/09/23
00121	C.P. Lotus Corporation	Cayman Islands	1981/03/27
02112	CAA Resources Ltd.	Cayman Islands	2013/07/03
02030	Cabbeen Fashion Ltd.	Cayman Islands	2013/10/28
00341	Cafe de Coral Holdings Ltd.	Bermuda	1986/07/16
02662	Camsing International Holding Ltd.	Cayman Islands	2005/12/14
01381	Canvest Environmental Protection Group Co. Ltd.	Cayman Islands	2014/12/29
01075	Capinfo Co. Ltd. – H Shares	PRC	2001/12/21
03989	Capital Environment Holdings Ltd.	Cayman Islands	2006/07/13
00193	Capital Estate Ltd.	Hong Kong	1972/09/11
02324	Capital VC Ltd.	Cayman Islands	2003/10/27
00469	Capxon International Electronic Co. Ltd.	Cayman Islands	2007/05/07
00699	CAR Inc.	Cayman Islands	2014/09/19
00996	Carnival Group International Holdings Ltd.	Bermuda	1994/02/17
00837	Carpenter Tan Holdings Ltd.	Cayman Islands	2009/12/29
00126	Carrianna Group Holdings Co. Ltd.	Bermuda	1991/11/01
00643	Carry Wealth Holdings Ltd.	Bermuda	2000/03/13
02223	Casablanca Group Ltd.	Cayman Islands	2012/11/23

List of listed companies on Main Board (continued)

End of 2016

Code	Company name	Incorporation	Listing date
00510	CASH Financial Services Group Ltd.	Bermuda	2008/03/03
00293	Cathay Pacific Airways Ltd.	Hong Kong	1986/05/15
00138	CCT Fortis Holdings Ltd.	Bermuda	1991/11/11
00261	CCT Land Holdings Ltd.	Bermuda	1991/12/30
00759	CEC International Holdings Ltd.	Bermuda	1999/11/15
02228	CECEP COSTIN New Materials Group Ltd.	Cayman Islands	2010/06/21
01049	Celestial Asia Securities Holdings Ltd.	Bermuda	1994/04/27
00542	Generic (Holdings) Ltd.	Cayman Islands	1989/11/23
00832	Central China Real Estate Ltd.	Cayman Islands	2008/06/06
01375	Central China Securities Co., Ltd. – H Shares	PRC	2014/06/25
01155	Centron Telecom International Holding Ltd.	Cayman Islands	2007/07/05
00355	Century City International Holdings Ltd.	Bermuda	1981/09/07
00162	Century Ginwa Retail Holdings Ltd.	Bermuda	2000/10/23
00079	Century Legend (Holdings) Ltd.	Bermuda	1993/07/08
01450	Century Sage Scientific Holdings Ltd.	Cayman Islands	2014/07/07
00509	Century Sunshine Group Holdings Ltd.	Cayman Islands	2004/02/17
01164	CGN Mining Co. Ltd.	Cayman Islands	2003/08/04
01811	CGN New Energy Holdings Co., Ltd.	Bermuda	2014/10/03
01816	CGN Power Co., Ltd. – H Shares	PRC	2014/12/10
00092	Champion Technology Holdings Ltd.	Bermuda	1992/08/19
01292	Changan Minsheng APLL Logistics Co., Ltd. – H Shares	PRC	2006/02/23
02229	Changgang Dunxin Enterprise Co. Ltd.	Cayman Islands	2014/06/26
00954	Changmao Biochemical Engineering Co. Ltd. – H Shares	PRC	2002/06/28
01006	Changshouhua Food Co. Ltd.	Cayman Islands	2009/12/18
01588	Chanjet Information Technology Co. Ltd. – H Shares	PRC	2014/06/26
00682	Chaoda Modern Agriculture (Holdings) Ltd.	Cayman Islands	2000/12/15
00951	Chaowei Power Holdings Ltd.	Cayman Islands	2010/07/07
02289	Charmacy Pharmaceutical Co., Ltd. – H Shares	PRC	2015/12/14
00057	Chen Hsong Holdings Ltd.	Bermuda	1991/10/22
02286	Chen Xing Development Holdings Ltd.	Cayman Islands	2015/07/03
01202	Chengdu PUTIAN Telecommunications Cable Co. Ltd. – H Shares	PRC	1994/12/13
02113	CHerish Holdings Ltd.	Cayman Islands	2016/10/17
00131	Cheuk Nang (Holdings) Ltd.	Hong Kong	n.a.
01038	Cheung Kong Infrastructure Holdings Ltd.	Bermuda	1996/07/17
01113	Cheung Kong Property Holdings Ltd.	Cayman Islands	2015/06/03
00025	Chevalier International Holdings Ltd.	Bermuda	1984/12/05
03839	Chia Tai Enterprises International Ltd.	Bermuda	2015/07/03
00449	Chigo Holding Ltd.	Cayman Islands	2009/07/13
00976	Chiho-Tiande Group Ltd.	Cayman Islands	2010/07/12
00031	China Aerospace International Holdings Ltd.	Hong Kong	1981/08/25
00606	China Agri-Industries Holdings Ltd.	Hong Kong	2007/03/21
00149	China Agri-Products Exchange Ltd.	Bermuda	1973/03/12
01069	China Agroforestry Low-Carbon Holdings Ltd.	Cayman Islands	2009/10/08
01073	China Agrotech Holdings Ltd.	Cayman Islands	2002/01/14
01848	China Aircraft Leasing Group Holdings Ltd.	Cayman Islands	2014/07/11
00633	China All Access (Holdings) Ltd.	Cayman Islands	2009/09/16
06898	China Aluminum Cans Holdings Ltd.	Cayman Islands	2013/07/12
02068	China Aluminum International Engineering Corp. Ltd.-H shares	PRC	2012/07/06
00940	China Animal Healthcare Ltd.	Bermuda	2010/12/21
01566	China Animation Characters Co. Ltd.	Cayman Islands	2015/03/12
03883	China Aoyuan Property Group Ltd.	Cayman Islands	2007/10/09
01572	China Art Financial Holdings Ltd.	Cayman Islands	2016/11/08
00170	China Assets (Holdings) Ltd.	Hong Kong	1992/04/15
00569	China Automation Group Ltd.	Cayman Islands	2007/07/12
00048	China Automotive Interior Decoration Holdings Ltd.	Cayman Islands	2010/09/29
03966	China Baofeng (International) Ltd.	Cayman Islands	2012/07/20
00164	China Baoli Technologies Holdings Ltd.	Bermuda	1973/01/26
00039	China Beidahuang Industry Group Holdings Ltd.	Cayman Islands	2001/01/16
00370	China Best Group Holding Ltd.	Bermuda	1996/03/26
00274	China Billion Resources Ltd.	Cayman Islands	2000/12/18
03983	China BlueChemical Ltd. – H Shares	PRC	2006/09/29
00217	China Chengtong Development Group Ltd.	Hong Kong	n.a.
01259	China Child Care Corporation Ltd.	Cayman Islands	2011/07/15
02371	China Chuanglian Education Group Ltd.	Cayman Islands	2004/11/18
01359	China Cinda Asset Management Co., Ltd. – H Shares	PRC	2013/12/12
00998	China CITIC Bank Corporation Ltd. – H Shares	PRC	2007/04/27
02349	China City Infrastructure Group Ltd.	Cayman Islands	2003/06/25
01522	China City Railway Transportation Technology Hldgs Co. Ltd.	Cayman Islands	2012/05/16
01898	China Coal Energy Co. Ltd. – H Shares	PRC	2006/12/19
01800	China Communications Construction Co. Ltd. – H Shares	PRC	2006/12/15
00552	China Communications Services Corporation Ltd. – H Shares	PRC	2006/12/08
00586	China Conch Venture Holdings Ltd.	Cayman Islands	2013/12/19
00939	China Construction Bank Corporation – H Shares	PRC	2005/10/27
01678	China Creative Global Holdings Ltd.	Cayman Islands	2013/12/20
01798	China Datang Corporation Renewable Power Co., Ltd. -H Shares	PRC	2010/12/17
00661	China Daye Non-Ferrous Metals Mining Ltd.	Bermuda	1990/11/21
01606	China Development Bank Financial Leasing Co., Ltd. – H Shs	PRC	2016/07/11
01062	China Development Bank International Investment Ltd.	Cayman Islands	1994/05/10
03818	China Dongxiang (Group) Co., Ltd.	Cayman Islands	2007/10/10
00871	China Dredging Environment Protection Holdings Ltd.	Cayman Islands	2011/06/20
00476	China Dynamics (Holdings) Ltd.	Bermuda	1996/05/24
00670	China Eastern Airlines Corporation Ltd. – H Shares	PRC	1997/02/05
00085	China Electronics Corporation Holdings Co. Ltd.	Bermuda	1997/07/25
00798	China Electronics Optics Valley Union Holding Co. Ltd.	Cayman Islands	2014/03/28
01185	China Energin International (Holdings) Ltd.	Cayman Islands	1997/08/11
00228	China Energy Development Holdings Ltd.	Cayman Islands	2002/02/18

List of listed companies on Main Board (continued)

End of 2016

Code	Company name	Incorporation	Listing date
03996	China Energy Engineering Corporation Ltd. – H Shares	PRC	2015/12/10
00986	China Environmental Energy Investment Ltd.	Bermuda	1994/02/02
01130	China Environmental Resources Group Ltd.	Cayman Islands	1997/06/03
01237	China Environmental Technology and Bioenergy Holdings Ltd.	Cayman Islands	2012/07/06
00646	China Environmental Technology Holdings Ltd.	Cayman Islands	2002/03/28
00379	China Ever Grand Financial Leasing Group Co., Ltd.	Cayman Islands	2002/11/13
06818	China Everbright Bank Co. Ltd. – H Shares	PRC	2013/12/20
00257	China Everbright International Ltd.	Hong Kong	n.a.
00165	China Everbright Ltd.	Hong Kong	1973/02/26
03333	China Evergrande Group	Cayman Islands	2009/11/05
03777	China Fiber Optic Network System Group Ltd.	Cayman Islands	2011/07/14
00875	China Finance Investment Holdings Ltd.	Bermuda	1998/07/03
00721	China Financial International Investments Ltd.	Bermuda	2001/06/08
02312	China Financial Leasing Group Ltd.	Cayman Islands	2002/10/28
00605	China Financial Services Holdings Ltd.	Hong Kong	1993/04/07
00445	China Fire Safety Enterprise Group Ltd.	Cayman Islands	2002/09/30
01269	China First Capital Group Ltd.	Cayman Islands	2011/11/23
02121	China First Chemical Holdings Ltd.	Cayman Islands	2011/12/09
03318	China Flavors and Fragrances Co. Ltd.	Cayman Islands	2005/12/09
00506	China Foods Ltd.	Bermuda	1988/10/07
02399	China Fordoo Holdings Ltd.	Cayman Islands	2014/07/16
00930	China Forestry Holdings Co., Ltd.	Cayman Islands	2009/12/03
00290	China Fortune Financial Group Ltd.	Cayman Islands	2001/05/03
00110	China Fortune Holdings Ltd.	Bermuda	2004/01/26
06881	China Galaxy Securities Co., Ltd. – H Shares	PRC	2013/05/22
00384	China Gas Holdings Ltd.	Bermuda	1995/10/20
03300	China Glass Holdings Ltd.	Bermuda	2005/06/23
02099	China Gold International Resources Corp. Ltd.	Canada	2010/12/01
01282	China Goldjoy Group Ltd.	Cayman Islands	2010/12/15
00512	China Grand Pharmaceutical and Healthcare Holdings Ltd.	Bermuda	1995/12/19
00063	China Graphene Group Ltd.	Bermuda	1986/02/26
00904	China Green (Holdings) Ltd.	Bermuda	2004/01/13
06183	China Greenfresh Group Co., Ltd.	Cayman Islands	2015/06/18
01253	China Greenland Broad Greenstate Group Co. Ltd.	Cayman Islands	2014/07/21
01365	China Greenland Rundong Auto Group Ltd.	Cayman Islands	2014/08/12
00359	China Haisheng Juice Holdings Co., Ltd.	Cayman Islands	2005/11/04
03788	China Hanking Holdings Ltd.	Cayman Islands	2011/09/30
03836	China Harmony New Energy Auto Holding Ltd.	Cayman Islands	2013/06/13
01143	China Healthcare Enterprise Group Ltd.	Cayman Islands	2011/01/27
00673	China HealthCare Holdings Ltd.	Bermuda	1996/10/14
01197	China Hengshi Foundation Co. Ltd.	Cayman Islands	2015/12/21
00591	China High Precision Automation Group Ltd.	Cayman Islands	2009/11/13
00658	China High Speed Transmission Equipment Group Co., Ltd.	Cayman Islands	2007/07/04
01378	China Hongqiao Group Ltd.	Cayman Islands	2011/03/24
00692	China Household Holdings Ltd.	Bermuda	2000/01/19
02799	China Huarong Asset Management Co., Ltd. – H Shares	PRC	2015/10/30
01101	China Huarong Energy Co. Ltd.	Cayman Islands	2010/11/19
01290	China Huirong Financial Holdings Ltd.	Cayman Islands	2013/10/28
06863	China Huishan Dairy Holdings Co. Ltd.	Cayman Islands	2013/09/27
01886	China Huiyuan Juice Group Ltd.	Cayman Islands	2007/02/23
00600	China Infrastructure Investment Ltd.	Cayman Islands	1993/10/05
01217	China Innovation Investment Ltd.	Cayman Islands	2002/08/28
00412	China Innovative Finance Group Ltd.	Bermuda	1992/04/15
03908	China International Capital Corporation Ltd. – H Shares	PRC	2015/11/09
00810	China Internet Investment Finance Holdings Ltd.	Bermuda	2002/02/28
02039	China Int'l Marine Containers (Group) Co., Ltd. – H Shares	PRC	2012/12/19
01226	China Investment and Finance Group Ltd.	Cayman Islands	2002/09/19
00204	China Investment Development Ltd.	Bermuda	2000/12/12
00612	China Investment Fund International Holdings Ltd.	Cayman Islands	2002/01/02
00132	China Investments Holdings Ltd.	Bermuda	1973/05/18
01900	China ITS (Holdings) Co., Ltd.	Cayman Islands	2010/07/15
01027	China Jicheng Holdings Ltd.	Cayman Islands	2015/02/13
00817	China Jinmao Holdings Group Ltd.	Hong Kong	2007/08/17
00834	China Kangda Food Co. Ltd.	Bermuda	2008/12/22
01380	China Kingstone Mining Holdings Ltd.	Bermuda	2011/03/18
01586	China Leon Inspection Holding Ltd.	Cayman Islands	2016/07/12
02128	China Lesso Group Holdings Ltd.	Cayman Islands	2010/06/23
02628	China Life Insurance Co. Ltd. – H Shares	PRC	2003/12/18
01234	China Lilang Ltd.	Cayman Islands	2009/09/25
00931	China LNG Group Ltd.	Cayman Islands	2001/10/24
01589	China Logistics Property Holdings Co., Ltd.	Cayman Islands	2016/07/15
01863	China Longevity Group Co. Ltd.	Cayman Islands	2010/04/29
00916	China Longyuan Power Group Corporation Ltd. – H Shares	PRC	2009/12/10
01371	China LotSynergy Holdings Ltd.	Bermuda	2001/10/26
02023	China Ludao Technology Co. Ltd.	Cayman Islands	2013/10/11
00067	China Lumena New Materials Corp.	Cayman Islands	2009/06/16
01829	China Machinery Engineering Corporation – H Shares	PRC	2012/12/21
01317	China Maple Leaf Educational Systems Ltd.	Cayman Islands	2014/11/28
00383	China Medical & HealthCare Group Ltd.	Bermuda	1991/08/01
00867	China Medical System Holdings Ltd.	Cayman Islands	2010/09/28
01268	China MeiDong Auto Holdings Ltd.	Cayman Islands	2013/12/05
02319	China Mengniu Dairy Co. Ltd.	Cayman Islands	2004/06/10
03968	China Merchants Bank Co., Ltd. – H Shares	PRC	2006/09/22
00133	China Merchants China Direct Investments Ltd.	Hong Kong	1993/07/22
00978	China Merchants Land Ltd.	Cayman Islands	1997/10/16
00144	China Merchants Port Holdings Co. Ltd.	Hong Kong	1992/07/15

List of listed companies on Main Board (continued)

End of 2016

Code	Company name	Incorporation	Listing date
06099	China Merchants Securities Co., Ltd. – H Shares	PRC	2016/10/07
00319	China Metal International Holdings Inc.	Cayman Islands	2004/12/31
01636	China Metal Resources Utilization Ltd.	Cayman Islands	2014/02/21
00340	China Mining Resources Group Ltd.	Bermuda	1997/03/26
01988	China Minsheng Banking Corp., Ltd. – H Shares	PRC	2009/11/26
00726	China Minsheng Drawin Technology Group Ltd.	Bermuda	1991/07/25
00245	China Minsheng Financial Holding Corporation Ltd.	Hong Kong	1972/08/25
00941	China Mobile Ltd.	Hong Kong	1997/10/23
01117	China Modern Dairy Holdings Ltd.	Cayman Islands	2010/11/26
03993	China Molybdenum Co., Ltd. – H Shares	PRC	2007/04/26
00026	China Motor Bus Co., Ltd.	Hong Kong	n.a.
03323	China National Building Material Co. Ltd. – H Shares	PRC	2006/03/23
00745	China National Culture Group Ltd.	Cayman Islands	2004/10/13
01893	China National Materials Co. Ltd. – H Shares	PRC	2007/12/20
01321	China New City Commercial Development Ltd.	Cayman Islands	2014/07/10
00080	China New Economy Fund Ltd.	Cayman Islands	2011/01/06
01278	China New Town Development Co. Ltd.	British Virgin Islands	2010/10/22
01258	China Nonferrous Mining Corporation Ltd.	Hong Kong	2012/06/29
01011	China NT Pharma Group Co. Ltd.	Cayman Islands	2011/04/20
00611	China Nuclear Energy Technology Corporation Ltd.	Bermuda	1993/02/12
00651	China Ocean Industry Group Ltd.	Bermuda	1998/07/23
00715	China Oceanwide Holdings Ltd.	Bermuda	1991/07/05
00603	China Oil And Gas Group Ltd.	Bermuda	1993/05/28
02883	China Oilfield Services Ltd. – H Shares	PRC	2002/11/20
01332	China Opto Holdings Ltd.	Bermuda	2012/07/12
00581	China Oriental Group Co. Ltd.	Bermuda	2004/03/02
01146	China Outfitters Holdings Ltd.	Cayman Islands	2011/12/09
00081	China Overseas Grand Oceans Group Ltd.	Hong Kong	1984/04/26
00688	China Overseas Land & Investment Ltd.	Hong Kong	1992/08/20
02669	China Overseas Property Holdings Ltd.	Cayman Islands	2015/10/23
02601	China Pacific Insurance (Group) Co., Ltd. – H Shares	PRC	2009/12/23
01439	China Packaging Holdings Development Ltd.	Cayman Islands	2014/01/13
01532	China Partytime Culture Holdings Ltd.	Cayman Islands	2015/10/16
00386	China Petroleum & Chemical Corporation – H Shares	PRC	2000/10/19
01345	China Pioneer Pharma Holdings Ltd.	Cayman Islands	2013/11/05
02133	China Polymetallic Mining Ltd.	Cayman Islands	2011/12/14
02380	China Power International Development Ltd.	Hong Kong	2004/10/15
00735	China Power New Energy Development Co. Ltd.	Bermuda	1999/11/04
01838	China Properties Group Ltd.	Cayman Islands	2007/02/23
00736	China Properties Investment Holdings Ltd.	Bermuda	1992/09/30
01094	China Public Procurement Ltd.	Bermuda	2002/07/03
01699	China Putian Food Holding Ltd.	Cayman Islands	2012/07/13
00866	China Qinfa Group Ltd.	Cayman Islands	2009/07/03
01186	China Railway Construction Corporation Ltd. – H Shares	PRC	2008/03/13
00390	China Railway Group Ltd. – H Shares	PRC	2007/12/07
03969	China Railway Signal & Communication Corporation Ltd. – H Shares	PRC	2015/08/07
00769	China Rare Earth Holdings Ltd.	Cayman Islands	1999/10/15
01508	China Reinsurance (Group) Corporation – H Shares	PRC	2015/10/26
00987	China Renewable Energy Investment Ltd.	Cayman Islands	1994/01/27
00269	China Resources and Transportation Group Ltd.	Cayman Islands	1973/03/19
00291	China Resources Beer (Holdings) Co. Ltd.	Hong Kong	n.a.
01313	China Resources Cement Holdings Ltd.	Cayman Islands	2009/10/06
01193	China Resources Gas Group Ltd.	Bermuda	1994/11/07
01109	China Resources Land Ltd.	Cayman Islands	1996/11/08
03320	China Resources Pharmaceutical Group Ltd.	Hong Kong	2016/10/28
01515	China Resources Phoenix Healthcare Holdings Co. Ltd.	Cayman Islands	2013/11/29
00836	China Resources Power Holdings Co. Ltd.	Hong Kong	2003/11/12
03963	China Rongzhong Financial Holdings Co. Ltd.	Cayman Islands	2016/01/28
00527	China Ruifeng Renewable Energy Holdings Ltd.	Cayman Islands	2006/06/09
00153	China Saito Group Co. Ltd.	Cayman Islands	2013/11/01
00910	China Sandi Holdings Ltd.	Bermuda	1998/12/01
02198	China Sanjiang Fine Chemicals Co. Ltd.	Cayman Islands	2010/09/16
01966	China SCE Property Holdings Ltd.	Cayman Islands	2010/02/05
00691	China Shanshui Cement Group Ltd.	Cayman Islands	2008/07/04
01432	China Shengmu Organic Milk Ltd.	Cayman Islands	2014/07/15
01088	China Shenhua Energy Co. Ltd. – H Shares	PRC	2005/06/15
02877	China Shineway Pharmaceutical Group Ltd.	Cayman Islands	2004/12/02
00974	China Shun Ke Long Holdings Ltd.	Cayman Islands	2015/09/10
00815	China Silver Group Ltd.	Cayman Islands	2012/12/28
00750	China Singyes Solar Technologies Holdings Ltd.	Bermuda	2009/01/13
00485	China Sinostar Group Co. Ltd.	Bermuda	1988/04/12
01004	China Smarter Energy Group Holdings Ltd.	Bermuda	1997/10/09
00139	China Soft Power Technology Holdings Ltd.	Bermuda	1994/03/15
00155	China Solar Energy Holdings Ltd.	Bermuda	1988/09/05
01668	China South City Holdings Ltd.	Hong Kong	2009/09/30
01055	China Southern Airlines Co. Ltd. – H Shares	PRC	1997/07/31
00326	China Star Entertainment Ltd.	Bermuda	1992/11/12
03838	China Starch Holdings Ltd.	Cayman Islands	2007/09/27
03311	China State Construction International Holdings Ltd.	Cayman Islands	2005/07/08
00235	China Strategic Holdings Ltd.	Hong Kong	1972/12/04
03623	China Success Finance Group Holdings Ltd.	Cayman Islands	2013/11/13
02002	China Sunshine Paper Holdings Co. Ltd.	Cayman Islands	2007/12/12
00956	China Suntien Green Energy Corporation Ltd. – H Shares	PRC	2010/10/13
00873	China Taifeng Beddings Holdings Ltd.	Cayman Islands	2010/06/11
00966	China Taiping Insurance Holdings Co. Ltd.	Hong Kong	2000/06/29
00728	China Telecom Corporation Ltd. – H Shares	PRC	2002/11/15

List of listed companies on Main Board (continued)

End of 2016

Code	Company name	Incorporation	Listing date
01600	China Tian Lun Gas Holdings Ltd.	Cayman Islands	2010/11/10
01252	China Tianrui Group Cement Co. Ltd.	Cayman Islands	2011/12/23
03398	China Ting Group Holdings Ltd.	Cayman Islands	2005/12/15
02188	China Titans Energy Technology Group Co., Ltd.	Cayman Islands	2010/05/28
00389	China Tontine Wines Group Ltd.	Bermuda	2009/11/19
00570	China Traditional Chinese Medicine Holdings Co. Ltd.	Hong Kong	1993/04/07
00308	China Travel International Investment Hong Kong Ltd.	Hong Kong	1992/11/11
00762	China Unicom (Hong Kong) Ltd.	Hong Kong	2000/06/22
01573	China Unienergy Group Ltd.	Cayman Islands	2016/07/13
02330	China Uptown Group Co. Ltd.	Cayman Islands	2003/01/29
06168	China U-Ton Holdings Ltd.	Cayman Islands	2012/06/12
00893	China Vanadium Titano-Magnetite Mining Co. Ltd.	Cayman Islands	2009/10/08
02202	China Vanke Co., Ltd. – H Shares	PRC	2014/06/25
06166	China VAST Industrial Urban Development Co. Ltd.	Cayman Islands	2014/08/25
00648	China Wah Yan Healthcare Ltd.	Hong Kong	1990/10/29
00855	China Water Affairs Group Ltd.	Bermuda	1999/10/11
01129	China Water Industry Group Ltd.	Cayman Islands	2002/01/17
03778	China Weaving Materials Holdings Ltd.	Cayman Islands	2011/12/22
01885	China Wood Optimization (Holding) Ltd.	Cayman Islands	n.a.
01866	China XLX Fertiliser Ltd.	Singapore	2009/12/08
03669	China Yongda Automobiles Services Holdings Ltd.	Cayman Islands	2012/07/12
01068	China Yurun Food Group Ltd.	Bermuda	2005/10/03
00362	China Zenith Chemical Group Ltd.	Cayman Islands	2001/05/02
01728	China ZhengTong Auto Services Holdings Ltd.	Cayman Islands	2010/12/10
02016	China Zheshang Bank Co., Ltd. – H Shares	PRC	2016/03/30
01492	China ZhongDi Dairy Holdings Co. Ltd.	Cayman Islands	2015/12/02
01333	China Zhongwang Holdings Ltd.	Cayman Islands	2009/05/08
01123	China-Hongkong Photo Products Holdings Ltd.	Bermuda	1994/09/19
03668	Chinalco Mining Corporation International	Cayman Islands	2013/01/31
00354	Chinasoft International Ltd.	Cayman Islands	2003/06/20
00127	Chinese Estates Holdings Ltd.	Bermuda	n.a.
00681	Chinese People Holdings Co. Ltd.	Bermuda	1997/04/24
00997	Chinlink International Holdings Ltd.	Bermuda	2000/03/10
00385	Chinney Alliance Group Ltd.	Bermuda	1993/10/15
00216	Chinney Investments, Ltd.	Hong Kong	1973/01/31
01556	Chinney Kin Wing Holdings Ltd.	Bermuda	2015/11/11
01111	Chong Hing Bank Ltd.	Hong Kong	1994/07/11
01609	Chong Kin Group Holdings Ltd.	Cayman Islands	2016/10/17
01053	Chongqing Iron & Steel Co. Ltd. – H Shares	PRC	1997/10/17
02722	Chongqing Machinery & Electric Co., Ltd. – H Shares	PRC	2008/06/13
03618	Chongqing Rural Commercial Bank Co., Ltd. – H Shares	PRC	2010/12/16
00116	Chow Sang Sang Holdings International Ltd.	Bermuda	1973/04/06
01929	Chow Tai Fook Jewellery Group Ltd.	Cayman Islands	2011/12/15
01210	Christine International Holdings Ltd.	Cayman Islands	2012/02/23
00641	CHTC Fong's Industries Co. Ltd.	Bermuda	1990/10/12
01938	Chu Kong Petroleum and Natural Gas Steel Pipe Holdings Ltd.	Cayman Islands	2010/02/10
00560	Chu Kong Shipping Enterprises (Group) Co., Ltd.	Hong Kong	1997/05/23
01420	Chuan Holdings Ltd.	Cayman Islands	2016/06/08
00298	Chuang's China Investments Ltd.	Bermuda	n.a.
00367	Chuang's Consortium International Ltd.	Bermuda	1987/01/16
00884	CIFI Holdings (Group) Co. Ltd.	Cayman Islands	2012/11/23
00479	CIL Holdings Ltd.	Bermuda	1993/07/21
03899	CIMC Enric Holdings Ltd.	Cayman Islands	2006/07/20
00111	Cinda International Holdings Ltd.	Bermuda	2000/08/01
00550	Cinderella Media Group Ltd.	Bermuda	2007/07/23
01091	CITIC Dameng Holdings Ltd.	Bermuda	2010/11/18
00267	CITIC Ltd.	Hong Kong	1986/02/26
01205	CITIC Resources Holdings Ltd.	Bermuda	1997/09/08
06030	CITIC Securities Co. Ltd. – H Shares	PRC	2011/10/06
01883	CITIC Telecom International Holdings Ltd.	Hong Kong	2007/04/03
00557	City e-Solutions Ltd.	Cayman Islands	1989/12/29
00256	Citychamp Watch & Jewellery Group Ltd.	Cayman Islands	1991/12/10
00001	CK Hutchison Holdings Ltd.	Cayman Islands	1972/11/01
00775	CK Life Sciences Int'l., (Holdings) Inc.	Cayman Islands	2002/07/16
01341	Clear Lift Holdings Ltd.	Cayman Islands	2015/12/10
00100	Clear Media Ltd.	Bermuda	2001/12/19
03686	Clifford Modern Living Holdings Ltd.	Cayman Islands	2016/11/08
00002	CLP Holdings Ltd.	Hong Kong	n.a.
00471	CMMB Vision Holdings Ltd.	Cayman Islands	2005/10/10
02302	CNNC International Ltd.	Cayman Islands	2003/01/06
00883	CNOOC Ltd.	Hong Kong	2001/02/28
01240	CNQC International Holdings Ltd.	Cayman Islands	2012/10/18
00701	CNT Group Ltd.	Bermuda	1991/05/21
06388	Coach, Inc. -RS	USA	2011/12/01
01124	Coastal Greenland Ltd.	Bermuda	1997/10/16
01610	COFCO Meat Holdings Ltd.	Cayman Islands	2016/11/01
00400	Cogobuy Group	Cayman Islands	2014/07/18
01778	Colour Life Services Group Co., Ltd.	Cayman Islands	2014/06/30
02342	Comba Telecom Systems Holdings Ltd.	Cayman Islands	2003/07/15
00794	Come Sure Group (Holdings) Ltd.	Cayman Islands	2009/02/26
00286	Common Splendor International Health Industry Group Ltd.	Bermuda	1990/09/07
00046	Computer And Technologies Holdings Ltd.	Bermuda	1998/05/18
00320	Computime Group Ltd.	Cayman Islands	2006/10/09
00712	Comtec Solar Systems Group Ltd.	Cayman Islands	2009/10/30
00182	Concord New Energy Group Ltd.	Bermuda	1991/11/27
01681	Consun Pharmaceutical Group Ltd.	Cayman Islands	2013/12/19

List of listed companies on Main Board (continued)

End of 2016

Code	Company name	Incorporation	Listing date
00513	Continental Holdings Ltd.	Hong Kong	1988/11/08
00831	Convenience Retail Asia Ltd.	Cayman Islands	2001/01/18
01019	Convoy Global Holdings Ltd.	Cayman Islands	2010/07/13
02369	Coolpad Group Ltd.	Cayman Islands	2004/12/09
00707	Co-Prosperty Holdings Ltd.	Cayman Islands	2006/03/30
02866	COSCO SHIPPING Development Co., Ltd. – H Shares	PRC	2004/06/16
01138	COSCO SHIPPING Energy Transportation Co., Ltd. – H Shares	PRC	1994/11/11
01919	COSCO SHIPPING Holdings Co., Ltd. – H Shares	PRC	2005/06/30
00517	COSCO SHIPPING International (Hong Kong) Co., Ltd.	Bermuda	1992/02/11
01199	COSCO SHIPPING Ports Ltd.	Bermuda	1994/12/19
01043	Coslight Technology International Group Ltd.	Bermuda	1999/11/17
02298	Cosmo Lady (China) Holdings Co. Ltd.	Cayman Islands	2014/06/26
00120	Cosmopolitan International Holdings Ltd.	Cayman Islands	n.a.
00118	Cosmos Machinery Enterprises Ltd.	Hong Kong	1988/12/12
02007	Country Garden Holdings Co. Ltd.	Cayman Islands	2007/04/20
01145	Courage Marine Group Ltd.	Bermuda	2011/06/24
01415	Cowell e Holdings Inc.	Cayman Islands	2015/03/31
00906	CPMC Holdings Ltd.	Hong Kong	2009/11/16
01786	CRCC High-Tech Equipment Corporation Ltd. – H Shares	PRC	2015/12/16
00122	Crocodile Garments Ltd.	Hong Kong	n.a.
00032	Cross-Harbour (Holdings) Ltd., The	Hong Kong	1974/07/30
03893	CROSSTEC Group Holdings Ltd.	Cayman Islands	2016/09/12
00727	Crown International Corporation Ltd.	Hong Kong	1998/01/16
01766	CRR Corporation Ltd. – H Shares	PRC	2008/08/21
06066	CSC Financial Co., Ltd. – H Shares	PRC	2016/12/09
00497	CSI Properties Ltd.	Bermuda	1992/04/15
01093	CSPC Pharmaceutical Group Ltd.	Hong Kong	1994/06/21
00317	CSSC Offshore & Marine Engineering (Group) Co. Ltd. – H Shs	PRC	1993/08/06
01363	CT Environmental Group Ltd.	Cayman Islands	2013/09/25
00674	Culture Landmark Investment Ltd.	Bermuda	1991/01/25
00343	Culturecom Holdings Ltd.	Bermuda	1986/08/12
01322	CW Group Holdings Ltd.	Cayman Islands	2012/04/13
01301	D&G Technology Holding Co. Ltd.	Cayman Islands	2015/05/27
01090	Da Ming International Holdings Ltd.	Cayman Islands	2010/12/01
01580	Da Sen Holdings Group Ltd.	Cayman Islands	2016/12/19
03999	DaChan Food (Asia) Ltd.	Cayman Islands	2007/10/04
01828	Dah Chong Hong Holdings Ltd.	Hong Kong	2007/10/17
02356	Dah Sing Banking Group Ltd.	Hong Kong	2004/06/30
00440	Dah Sing Financial Holdings Ltd.	Hong Kong	1987/11/05
00544	Daido Group Ltd.	Bermuda	1989/12/14
00567	Daisho Microline Holdings Ltd.	Bermuda	1990/01/31
03799	Dali Foods Group Co. Ltd.	Cayman Islands	2015/11/20
02880	Dalian Port (PDA) Co. Ltd. – H Shares	PRC	2006/04/28
00271	Dan Form Holdings Co. Ltd.	Hong Kong	1973/02/28
00915	Daohe Global Group Ltd.	Bermuda	2002/05/10
00210	Daphne International Holdings Ltd.	Cayman Islands	1995/11/03
01007	Daqing Dairy Holdings Ltd.	Cayman Islands	2010/10/28
01272	Datang Environment Industry Group Co., Ltd. – H Shares	PRC	2016/11/15
00991	Datang International Power Generation Co., Ltd. – H Shares	PRC	1997/03/21
00889	Datronix Holdings Ltd.	Bermuda	2001/06/22
02348	Dawnrays Pharmaceutical (Holdings) Ltd.	Cayman Islands	2003/07/11
03335	DBA Telecommunication (Asia) Holdings Ltd.	Cayman Islands	2006/05/11
01163	Dejin Resources Group Co. Ltd.	Bermuda	1999/11/11
01452	Denox Environmental & Technology Holdings Ltd.	Cayman Islands	2015/11/12
00262	Deson Development International Holdings Ltd.	Bermuda	1997/06/10
00559	DeTai New Energy Group Ltd.	Bermuda	1997/01/03
03958	DFZQ – H Shares	PRC	2016/07/08
00113	Dickson Concepts (International) Ltd.	Bermuda	1973/03/15
06878	Differ Group Holding Co. Ltd.	Cayman Islands	2013/12/09
00861	Digital China Holdings Ltd.	Bermuda	2001/06/01
00547	Digital Domain Holdings Ltd.	Bermuda	1992/07/06
00705	Ding He Mining Holdings Ltd.	Hong Kong	2008/12/22
00508	Dingyi Group Investment Ltd.	Bermuda	1988/10/26
01072	Dongfang Electric Corporation Ltd. – H Shares	PRC	1994/06/06
00489	Dongfeng Motor Group Co. Ltd. – H Shares	PRC	2005/12/07
00895	Dongjiang Environmental Co. Ltd. – H Shares	PRC	2003/01/29
00695	Dongwu Cement International Ltd.	Cayman Islands	2012/06/13
00189	Dongyue Group Ltd.	Cayman Islands	2007/12/10
00668	Doyen International Holdings Ltd.	Hong Kong	1990/12/12
00935	Dragon Crown Group Holdings Ltd.	Cayman Islands	2011/06/10
00329	Dragonite International Ltd.	Cayman Islands	2001/05/09
01126	Dream International Ltd.	Hong Kong	2002/02/07
00356	DT Capital Ltd.	Cayman Islands	2002/06/07
00620	DTXS Silk Road Investment Holdings Co. Ltd.	Bermuda	1991/09/30
01330	Dynagreen Environmental Protection Group Co., Ltd. – H Share	PRC	2014/06/19
06889	DYNAM JAPAN HOLDINGS Co., Ltd.	Japan	2012/08/06
00029	Dynamic Holdings Ltd.	Bermuda	n.a.
00828	Dynasty Fine Wines Group Ltd.	Cayman Islands	2005/01/26
00599	E. Bon Holdings Ltd.	Cayman Islands	2000/04/12
00936	Eagle Legend Asia Ltd.	Cayman Islands	2010/07/19
02368	Eagle Nice (International) Holdings Ltd.	Cayman Islands	2003/08/22
00901	Eagle Ride Investment Holdings Ltd.	Cayman Islands	2002/02/28
00339	Earnest Investments Holdings Ltd.	Bermuda	2000/07/26
06128	Earthasia International Holdings Ltd.	Cayman Islands	2014/06/25
00221	Easy One Financial Group Ltd.	Bermuda	2002/11/07
01218	Easyknit International Holdings Ltd.	Bermuda	1995/01/30

List of listed companies on Main Board (continued)

End of 2016

Code	Company name	Incorporation	Listing date
02341	EcoGreen International Group Ltd.	Cayman Islands	2004/03/09
01733	E-Commodities Holdings Ltd.	British Virgin Islands	2010/10/11
00943	eForce Holdings Ltd.	Bermuda	1997/06/25
06882	EGL Holdings Co. Ltd.	Cayman Islands	2014/11/28
00524	e-Kong Group Ltd.	Bermuda	1989/04/21
01151	Elec & Eltek International Co. Ltd.	Singapore	2011/07/08
00907	Elegance Optical International Holdings Ltd.	Bermuda	1996/04/11
00223	Elife Holdings Ltd.	Cayman Islands	2002/04/10
01395	ELL Environmental Holdings Ltd.	Cayman Islands	2014/09/26
01388	Embry Holdings Ltd.	Cayman Islands	2006/12/18
00616	Eminence Enterprise Ltd.	Bermuda	1991/09/16
00717	Emperor Capital Group Ltd.	Bermuda	2007/04/24
00296	Emperor Entertainment Hotel Ltd.	Bermuda	n.a.
00163	Emperor International Holdings Ltd.	Bermuda	1972/11/14
00887	Emperor Watch & Jewellery Ltd.	Hong Kong	2008/07/21
00622	Enerchina Holdings Ltd.	Bermuda	1991/09/16
00353	Energy International Investments Holdings Ltd.	Cayman Islands	2001/07/26
00128	ENM Holdings Ltd.	Hong Kong	n.a.
02688	ENN Energy Holdings Ltd.	Cayman Islands	2002/06/03
01808	Enterprise Development Holdings Ltd.	Cayman Islands	2007/01/11
01102	Enviro Energy International Holdings Ltd.	Cayman Islands	2007/06/06
00689	EPI (Holdings) Ltd.	Bermuda	1991/04/15
01884	eprint Group Ltd.	Cayman Islands	2013/12/03
01856	Ernest Borel Holdings Ltd.	Cayman Islands	2014/07/11
00330	Esprit Holdings Ltd.	Bermuda	1993/12/09
01061	Essex Bio-Technology Ltd.	Cayman Islands	2001/06/27
00571	eSun Holdings Ltd.	Bermuda	n.a.
00764	Eternity Investment Ltd.	Bermuda	2000/02/15
00838	EVA Precision Industrial Holdings Ltd.	Cayman Islands	2005/05/11
01549	Ever Harvest Group Holdings Ltd.	Cayman Islands	2016/07/06
06178	Everbright Securities Co. Ltd. – H Shares	PRC	2016/08/18
00202	EverChina Int'l Holdings Co. Ltd.	Hong Kong	n.a.
00708	Evergrande Health Industry Group Ltd.	Hong Kong	2008/02/12
00238	Evergreen International Holdings Ltd.	Cayman Islands	2010/11/04
02308	EVOG Intelligent Technology Co. Ltd. – H Shares	PRC	2003/10/10
01372	Excel Development (Holdings) Ltd.	Cayman Islands	2013/12/11
00858	Extrawell Pharmaceutical Holdings Ltd.	Bermuda	1999/03/10
00052	Fairwood Holdings Ltd.	Bermuda	1991/10/09
01777	Fantasia Holdings Group Co., Ltd.	Cayman Islands	2009/11/25
00035	Far East Consortium International Ltd.	Cayman Islands	1972/09/21
00830	Far East Global Group Ltd.	Cayman Islands	2010/03/30
00036	Far East Holdings International Ltd.	Hong Kong	1973/02/12
03360	Far East Horizon Ltd.	Hong Kong	2011/03/30
00037	Far East Hotels & Entertainment Ltd.	Hong Kong	1979/07/03
06288	Fast Retailing Co., Ltd. – DR	Japan	2014/03/05
00729	FDG Electric Vehicles Ltd.	Bermuda	1991/10/03
00378	FDG Kinetic Ltd.	Bermuda	1986/09/10
01738	Feishang Anthracite Resources Ltd.	British Virgin Islands	2014/01/22
01022	Feiyu Technology International Co. Ltd.	Cayman Islands	2014/12/05
02038	FIH Mobile Ltd.	Cayman Islands	2005/02/03
00865	First Mobile Group Holdings Ltd.	Cayman Islands	2000/12/29
00142	First Pacific Co. Ltd.	Bermuda	1988/09/12
00227	First Shanghai Investments Ltd.	Hong Kong	1972/08/24
00038	First Tractor Co Ltd. – H Shares	PRC	1997/06/23
06865	Flat Glass Group Co., Ltd. – H Shares	PRC	2015/11/26
01998	Flyke International Holdings Ltd.	Cayman Islands	2010/03/29
01632	Food Wise Holdings Ltd.	Cayman Islands	2016/11/29
02310	Forebase International Holdings Ltd.	Hong Kong	2003/07/04
00484	Forgame Holdings Ltd.	Cayman Islands	2013/10/03
00352	Fortune Sun (China) Holdings Ltd.	Cayman Islands	2006/07/05
01039	Fortunet e-Commerce Group Ltd.	Cayman Islands	2010/09/24
00656	Fosun International Ltd.	Hong Kong	2007/07/16
00418	Founder Holdings Ltd.	Bermuda	1995/12/21
00420	Fountain Set (Holdings) Ltd.	Hong Kong	1988/04/20
00374	Four Seas Mercantile Holdings Ltd.	Cayman Islands	1993/08/25
00279	Freeman FinTech Corporation Ltd.	Cayman Islands	1988/05/11
06888	Freetech Road Recycling Technology (Holdings) Ltd.	Cayman Islands	2013/06/26
01175	Fresh Express Delivery Holdings Group Co., Ltd.	Cayman Islands	2004/12/17
00500	Frontier Services Group Ltd.	Bermuda	1988/07/29
00331	FSE Engineering Holdings Ltd.	Cayman Islands	2015/12/10
01448	Fu Shou Yuan International Group Ltd.	Cayman Islands	2013/12/19
00546	Fufeng Group Ltd.	Cayman Islands	2007/02/08
01819	Fuguiniao Co., Ltd. – H Shares	PRC	2013/12/20
00181	Fujian Holdings Ltd.	Hong Kong	1973/02/22
01353	Fujian Nuoci Co., Ltd. – H Shares	PRC	2014/01/09
00927	Fujikon Industrial Holdings Ltd.	Bermuda	2000/04/11
00607	Fullshare Holdings Ltd.	Cayman Islands	2002/12/18
01443	Fulum Group Holdings Ltd.	Cayman Islands	2014/11/13
00465	Futong Technology Development Holdings Ltd.	Cayman Islands	2009/12/04
00703	Future Bright Holdings Ltd.	Bermuda	2002/08/15
02212	Future Bright Mining Holdings Ltd.	Cayman Islands	2015/01/09
01030	Future Land Development Holdings Ltd.	Cayman Islands	2012/11/29
00572	Future World Financial Holdings Ltd.	Cayman Islands	2003/07/02
03606	Fuyao Glass Industry Group Co., Ltd. – H Shares	PRC	2015/03/31
00027	Galaxy Entertainment Group Ltd.	Hong Kong	1991/10/07
00451	GCL New Energy Holdings Ltd.	Bermuda	1992/03/25

List of listed companies on Main Board (continued)

End of 2016

Code	Company name	Incorporation	Listing date
03800	GCL-Poly Energy Holdings Ltd.	Cayman Islands	2007/11/13
00175	Geely Automobile Holdings Ltd.	Cayman Islands	1973/02/23
00535	Gemdale Properties and Investment Corporation Ltd.	Bermuda	1989/10/16
06163	Gemilang International Ltd.	Cayman Islands	2016/11/11
00174	Gemini Investments (Holdings) Ltd.	Hong Kong	1988/10/05
01548	Genscript Biotech Corporation	Cayman Islands	2015/12/30
00678	Genting Hong Kong Ltd.	Bermuda	2000/11/30
01469	Get Nice Financial Group Ltd.	Cayman Islands	2016/04/08
00064	Get Nice Holdings Ltd.	Cayman Islands	2002/06/06
01776	GF Securities Co., Ltd. – H Shares	PRC	2015/04/10
00709	Giordano International Ltd.	Bermuda	1991/06/19
00805	Glencore plc	Jersey	2011/05/25
00809	Global Bio-chem Technology Group Co. Ltd.	Cayman Islands	2001/03/16
00787	Global Brands Group Holding Ltd.	Bermuda	2014/07/09
01669	Global International Credit Group Ltd.	Cayman Islands	2014/12/12
00905	Global Mastermind Capital Ltd.	Bermuda	1998/07/17
03889	Global Sweeteners Holdings Ltd.	Cayman Islands	2007/09/20
00143	Global Tech (Holdings) Ltd.	Cayman Islands	1999/04/09
00845	Glorious Property Holdings Ltd.	Cayman Islands	2009/10/02
00393	Glorious Sun Enterprises Ltd.	Bermuda	1996/09/17
00040	Gold Peak Industries (Holdings) Ltd.	Hong Kong	1984/07/02
00172	Goldbond Group Holdings Ltd.	Hong Kong	n.a.
03308	Golden Eagle Retail Group Ltd.	Cayman Islands	2006/03/21
00801	Golden Meditech Holdings Ltd.	Cayman Islands	2001/12/28
00677	Golden Resources Development International Ltd.	Bermuda	1991/01/28
02123	Golden Shield Holdings (Industrial) Ltd.	Bermuda	2011/07/14
06896	Golden Throat Holdings Group Co. Ltd.	Cayman Islands	2015/07/15
01232	Golden Wheel Tiandi Holdings Co. Ltd.	Cayman Islands	2013/01/16
03638	Goldenmars Technology Holdings Ltd.	Cayman Islands	n.a.
01462	Gold-Finance Holdings Ltd.	Cayman Islands	2014/10/16
00530	Goldin Financial Holdings Ltd.	Bermuda	1992/10/08
00283	Goldin Properties Holdings Ltd.	Hong Kong	n.a.
00533	Goldlion Holdings Ltd.	Hong Kong	1992/09/18
03315	Goldpac Group Ltd.	Hong Kong	2013/12/04
01118	Golik Holdings Ltd.	Bermuda	1994/07/15
00493	GOME Electrical Appliances Holding Ltd.	Bermuda	1992/04/15
02398	Good Friend International Holdings Inc.	Cayman Islands	2006/01/11
00109	Good Resources Holdings Ltd.	Bermuda	1998/01/12
01086	Goodbaby International Holdings Ltd.	Cayman Islands	2010/11/24
00108	GR Properties Ltd.	Hong Kong	1973/02/09
00844	Grand Concord International Holdings Ltd.	British Virgin Islands	2011/11/24
00115	Grand Field Group Holdings Ltd.	Bermuda	n.a.
01160	Grand Investment International Ltd.	Bermuda	2004/04/02
01271	Grand Ming Group Holdings Ltd.	Cayman Islands	2013/08/09
00065	Grand Ocean Advanced Resources Co. Ltd.	Cayman Islands	2001/08/30
00186	Grande Holdings Ltd., The	Bermuda	1987/07/09
00141	Great China Holdings Ltd.	Hong Kong	1973/03/07
00021	Great China Properties Holdings Ltd.	Hong Kong	n.a.
00041	Great Eagle Holdings Ltd.	Bermuda	n.a.
03683	Great Harvest Maeta Group Holdings Ltd.	Cayman Islands	2010/10/11
02333	Great Wall Motor Co. Ltd. – H Shares	PRC	2003/12/15
00583	Great Wall Pan Asia Holdings Ltd.	Bermuda	1990/06/29
00431	Greater China Financial Holdings Ltd.	Bermuda	1992/09/16
00468	Greatview Aseptic Packaging Co. Ltd.	Cayman Islands	2010/12/09
00979	Green Energy Group Ltd.	Bermuda	1997/06/26
02700	Green International Holdings Ltd.	Cayman Islands	2006/09/29
00094	Greenheart Group Ltd.	Bermuda	1988/06/21
00337	Greenland Hong Kong Holdings Ltd.	Cayman Islands	2006/10/10
01318	Greens Holdings Ltd.	Cayman Islands	2009/11/06
03900	Greentown China Holdings Ltd.	Cayman Islands	2006/07/13
02869	Greentown Service Group Co. Ltd.	Cayman Islands	2016/07/12
01051	G-Resources Group Ltd.	Bermuda	1994/04/29
00989	Ground International Development Ltd.	Bermuda	1997/10/20
00601	Group Sense (International) Ltd.	Bermuda	1993/01/28
00263	GT Group Holdings Ltd.	Hong Kong	1988/04/06
06189	Guangdong Adway Construction (Group) Holdings Co. Ltd.-H Shs	PRC	2016/11/25
00270	Guangdong Investment Ltd.	Hong Kong	n.a.
01543	Guangdong Join-Share Financing Guarantee Invest Co Ltd-H Shs	PRC	2015/12/23
03689	Guangdong Kanghua Healthcare Co., Ltd. – H Shares	PRC	2016/11/08
00124	Guangdong Land Holdings Ltd.	Bermuda	1997/08/08
01058	Guangdong Tannery Ltd.	Hong Kong	1996/12/16
03399	Guangdong Yueyun Transportation Co. Ltd. – H Shares	PRC	2005/10/26
01203	Guangnan (Holdings) Ltd.	Hong Kong	1994/12/09
00525	Guangshen Railway Co. Ltd. – H Shares	PRC	1996/05/14
02238	Guangzhou Automobile Group Co., Ltd. – H Shares	PRC	2010/08/30
00874	Guangzhou Baiyunshan Pharmaceutical Holdings Co. Ltd.- H Shs	PRC	1997/10/30
02777	Guangzhou R&F Properties Co., Ltd. – H Shares	PRC	2005/07/14
00053	Guoco Group Ltd.	Bermuda	1983/05/03
01296	Guodian Technology & Environment Group Corporation Ltd.-H Sh	PRC	2011/12/30
01456	Guolian Securities Co., Ltd. – H Shares	PRC	2015/07/06
02329	Guorui Properties Ltd.	Cayman Islands	2014/07/07
01788	Guotai Junan International Holdings Ltd.	Hong Kong	2010/07/08
00657	G-Vision International (Holdings) Ltd.	Bermuda	1992/10/30
02255	Haichang Ocean Park Holdings Ltd.	Cayman Islands	2014/03/13
01169	Haier Electronics Group Co., Ltd.	Bermuda	1997/12/23
00348	Haier Healthwise Holdings Ltd.	Cayman Islands	1997/09/30

List of listed companies on Main Board (continued)

End of 2016

Code	Company name	Incorporation	Listing date
02278	Hailan Holdings Ltd.	Cayman Islands	2016/07/15
02336	Hailiang International Holdings Ltd.	Cayman Islands	2003/03/03
01882	Haitian International Holdings Ltd.	Cayman Islands	2006/12/22
00665	Haitong International Securities Group Ltd.	Bermuda	1996/08/06
06837	Haitong Securities Co., Ltd. – H Shares	PRC	2012/04/27
01187	Han Tang International Holdings Ltd.	Bermuda	1999/06/08
01367	Hanbo Enterprises Holdings Ltd.	Cayman Islands	2014/07/11
00566	Hanergy Thin Film Power Group Ltd.	Bermuda	1996/01/29
00010	Hang Lung Group Ltd.	Hong Kong	1972/10/12
00101	Hang Lung Properties Ltd.	Hong Kong	n.a.
03626	Hang Sang (Siu Po) International Holding Co. Ltd.	Cayman Islands	2016/05/18
00011	Hang Seng Bank Ltd.	Hong Kong	1972/06/20
03903	Hanhua Financial Holding Co., Ltd. – H Shares	PRC	2014/06/19
00896	Hanison Construction Holdings Ltd.	Cayman Islands	2002/01/10
00554	Hans Energy Co. Ltd.	Cayman Islands	1997/05/28
00474	Hao Tian Development Group Ltd.	Cayman Islands	2006/06/06
06138	Harbin Bank Co., Ltd. – H Shares	PRC	2014/03/31
01133	Harbin Electric Co. Ltd. – H Shares	PRC	1994/12/16
00051	Harbour Centre Development Ltd.	Hong Kong	n.a.
01509	Harmonicare Medical Holdings Ltd.	Cayman Islands	2015/07/07
02280	HC International, Inc.	Cayman Islands	2003/12/17
01596	Hebei Yichen Industrial Group Corporation Ltd. – H Shares	PRC	2016/12/21
00097	Henderson Investment Ltd.	Hong Kong	1972/11/06
00012	Henderson Land Development Co. Ltd.	Hong Kong	1981/07/23
00197	Heng Tai Consumables Group Ltd.	Cayman Islands	2001/12/03
01044	Hengan International Group Co. Ltd.	Cayman Islands	1998/12/08
03389	Hengdeli Holdings Ltd.	Cayman Islands	2005/09/26
01370	Hengshi Mining Investments Ltd.	Cayman Islands	2013/11/28
01476	Hengtai Securities Co., Ltd. – H Shares	PRC	2015/10/15
00136	HengTen Networks Group Ltd.	Bermuda	1997/09/25
01085	Hengxin Technology Ltd.	Singapore	2010/12/23
02303	Hengxing Gold Holding Co. Ltd.	Cayman Islands	2014/05/29
00859	Henry Group Holdings Ltd.	Bermuda	2000/06/15
00114	Herald Holdings Ltd.	Bermuda	n.a.
00818	Hi Sun Technology (China) Ltd.	Bermuda	1997/12/22
01393	Hidili Industry International Development Ltd.	Cayman Islands	2007/09/21
00608	High Fashion International Ltd.	Bermuda	1992/08/04
01682	Highlight China IoT International Ltd.	Bermuda	2010/10/05
01623	Hilong Holding Ltd.	Cayman Islands	2011/04/21
06893	Hin Sang Group (International) Holding Co. Ltd.	Cayman Islands	2014/10/16
00396	Hing Lee (HK) Holdings Ltd.	Bermuda	2009/06/22
00921	Hisense Kelon Electrical Holdings Co. Ltd. – H Shares	PRC	1996/07/23
02638	HK Electric Investments Ltd.	Cayman Islands	2014/01/29
01310	HKBN Ltd.	Cayman Islands	2015/03/12
00190	HKC (Holdings) Ltd.	Bermuda	1987/05/29
00248	HKC International Holdings Ltd.	Cayman Islands	2001/11/09
00480	HKR International Ltd.	Cayman Islands	1988/03/11
06823	HKT Ltd.	Cayman Islands	2011/11/29
00521	HNA Holding Group Co. Ltd.	Hong Kong	1988/12/23
00357	HNA Infrastructure Co. Ltd. – H Shares	PRC	2002/11/18
00007	Hoifu Energy Group Ltd.	Bermuda	2000/09/08
03678	Holly Futures Co., Ltd. – H Shares	PRC	2015/12/30
00160	Hon Kwok Land Investment Co., Ltd.	Hong Kong	n.a.
00044	Hong Kong Aircraft Engineering Co. Ltd.	Hong Kong	n.a.
00003	Hong Kong and China Gas Co. Ltd., The	Hong Kong	n.a.
00145	Hong Kong Building and Loan Agency Ltd., The	Hong Kong	1972/07/01
00423	Hong Kong Economic Times Holdings Ltd.	Cayman Islands	2005/08/03
01082	Hong Kong Education (Int'l) Investments Ltd.	Bermuda	2011/07/04
00388	Hong Kong Exchanges and Clearing Ltd.	Hong Kong	2000/06/27
00050	Hong Kong Ferry (Holdings) Co. Ltd.	Hong Kong	n.a.
01273	Hong Kong Finance Group Ltd.	Cayman Islands	2013/10/02
00060	Hong Kong Food Investment Holdings Ltd.	Hong Kong	1992/12/16
00687	Hong Kong Int'l Construction Inv Management Group Co., Ltd.	Bermuda	1991/03/26
02882	Hong Kong Resources Holdings Co. Ltd.	Bermuda	2003/06/30
01001	Hong Kong Shanghai Alliance Holdings Ltd.	Bermuda	1994/02/18
01137	Hong Kong Television Network Ltd.	Hong Kong	1997/08/04
01822	HongDa Financial Holding Ltd.	Cayman Islands	2009/12/16
00196	Honghua Group Ltd.	Cayman Islands	2008/03/07
00045	Hongkong and Shanghai Hotels, Ltd., The	Hong Kong	n.a.
00655	Hongkong Chinese Ltd.	Bermuda	1992/10/12
06858	Honma Golf Ltd.	Cayman Islands	2016/10/06
02226	Honworld Group Ltd.	Cayman Islands	2014/01/28
02320	Hop Fung Group Holdings Ltd.	Cayman Islands	2003/09/24
00047	Hop Hing Group Holdings Ltd.	Cayman Islands	1988/11/16
00733	Hopefluent Group Holdings Ltd.	Cayman Islands	2004/07/15
00737	Hopewell Highway Infrastructure Ltd.	Cayman Islands	2003/08/06
00054	Hopewell Holdings Ltd.	Hong Kong	1972/08/21
00754	Hopson Development Holdings Ltd.	Bermuda	1998/05/27
02200	Hosa International Ltd.	Cayman Islands	2011/12/16
00005	HSBC Holdings plc	England	n.a.
00404	Hsin Chong Group Holdings Ltd.	Bermuda	1991/08/14
00587	Hua Han Health Industry Holdings Ltd.	Cayman Islands	2002/12/10
01347	Hua Hong Semiconductor Ltd.	Hong Kong	2014/10/15
00969	Hua Lien International (Holding) Co. Ltd.	Cayman Islands	2000/02/02
00336	Huabao International Holdings Ltd.	Bermuda	1992/01/22
00816	Huadian Fuxin Energy Corporation Ltd. – H Shares	PRC	2012/06/28

List of listed companies on Main Board (continued)

End of 2016

Code	Company name	Incorporation	Listing date
01071	Huadian Power International Corporation Ltd. – H Shares	PRC	1999/06/30
02738	Huajin International Holdings Ltd.	Cayman Islands	2016/04/15
00377	Huajun Holdings Ltd.	Bermuda	1993/04/19
00505	Huan Yue Interactive Holdings Ltd.	Cayman Islands	2007/12/27
00902	Huaneng Power International, Inc. – H Shares	PRC	1998/01/21
00958	Huaneng Renewables Corporation Ltd. – H Shares	PRC	2011/06/10
01003	Huanxi Media Group Ltd.	Bermuda	1994/02/21
00993	Huarong International Financial Holdings Ltd.	Bermuda	1994/02/16
02277	Huarong Investment Stock Corporation Ltd.	Cayman Islands	2014/12/29
06886	Huatai Securities Co., Ltd. – H Shares	PRC	2015/06/01
01689	Huaxi Holdings Co. Ltd.	Cayman Islands	2013/12/06
00419	Huayi Tencent Entertainment Co. Ltd.	Cayman Islands	1987/07/08
01823	HUAYU Expressway Group Ltd.	Cayman Islands	2009/12/23
01673	Huazhang Technology Holding Ltd.	Cayman Islands	2013/05/16
06830	Huazhong In-Vehicle Holdings Co. Ltd.	Cayman Islands	2012/01/12
00428	Huge China Holdings Ltd.	Cayman Islands	1993/12/14
01303	Huili Resources (Group) Ltd.	Cayman Islands	2012/01/12
03698	Huishang Bank Corporation Ltd. – H shares	PRC	2013/11/12
01340	Huisheng International Holdings Ltd.	Cayman Islands	2014/02/28
01280	Huiyin Smart Community Co., Ltd.	Cayman Islands	2010/03/25
01419	Human Health Holdings Ltd.	Cayman Islands	2016/04/01
01446	Hung Fook Tong Group Holdings Ltd.	Cayman Islands	2014/07/04
00450	Hung Hing Printing Group Ltd.	Hong Kong	1992/03/16
00704	Husoke Resources Holdings Ltd.	Bermuda	1991/05/27
00215	Hutchison Telecommunications Hong Kong Holdings Ltd.	Cayman Islands	2009/05/08
01188	Hybrid Kinetic Group Ltd.	Bermuda	1995/04/06
01396	Hydoo International Holding Ltd.	Cayman Islands	2013/10/31
00014	Hysan Development Co. Ltd.	Hong Kong	1981/09/18
00999	I.T Ltd.	Bermuda	2005/03/04
01547	IBI Group Holdings Ltd.	Cayman Islands	2016/10/14
01097	i-CABLE Communications Ltd.	Hong Kong	1999/11/24
01460	ICO Group Ltd.	Cayman Islands	n.a.
00650	IDG Energy Investment Group Ltd.	Bermuda	1992/10/07
00167	IDT International Ltd.	Bermuda	1988/10/21
00799	IGG Inc	Cayman Islands	2013/10/18
00585	Imagi International Holdings Ltd.	Bermuda	1997/03/10
01970	IMAX China Holding, Inc.	Cayman Islands	2015/10/08
01076	Imperial Pacific International Holdings Ltd.	Bermuda	2002/02/11
00776	Imperium Group Global Holdings Ltd.	Cayman Islands	2005/10/13
01500	In Construction Holdings Ltd.	Cayman Islands	2015/04/16
01398	Industrial and Commercial Bank of China Ltd. – H Shares	PRC	2006/10/27
00640	Infinity Development Holdings Co. Ltd.	Cayman Islands	2010/08/12
01152	Infinity Financial Group (Holdings) Ltd.	Bermuda	2011/10/28
03948	Inner Mongolia Yitai Coal Co., Ltd. – H Shares	PRC	2012/07/12
00399	Innovative Pharmaceutical Biotech Ltd.	Bermuda	2000/08/23
00596	Inspur International Ltd.	Cayman Islands	2004/04/29
00923	Integrated Waste Solutions Group Holdings Ltd.	Cayman Islands	2010/03/31
00147	International Business Settlement Holdings Ltd.	Bermuda	1988/06/06
01328	International Elite Ltd.	Cayman Islands	2007/10/16
01009	International Entertainment Corporation	Cayman Islands	2000/07/31
01373	International Housewares Retail Co. Ltd.	Cayman Islands	2013/09/25
00091	International Standard Resources Holdings Ltd.	Hong Kong	1981/06/29
01833	Intime Retail (Group) Co. Ltd.	Cayman Islands	2007/03/20
01087	InvesTech Holdings Ltd.	Cayman Islands	2010/11/16
00982	iOne Holdings Ltd.	Bermuda	2008/07/14
00929	IPE Group Ltd.	Cayman Islands	2004/11/01
01029	IRC Ltd.	Hong Kong	2010/10/21
00438	IRICO Group New Energy Co. Ltd. – H Shares	PRC	2004/12/20
00372	ITC Corporation Ltd.	Bermuda	1992/02/13
00199	ITC Properties Group Ltd.	Bermuda	1994/03/18
02633	Jacobson Pharma Corporation Ltd.	Cayman Islands	2016/09/21
01626	Jia Yao Holdings Ltd.	Cayman Islands	2014/06/27
00602	Jiahua Stores Holdings Ltd.	Cayman Islands	2007/05/21
01366	Jiangnan Group Ltd.	Cayman Islands	2012/04/20
00177	Jiangsu Expressway Co. Ltd. – H Shares	PRC	1997/06/27
00358	Jiangxi Copper Co. Ltd. – H Shares	PRC	1997/06/12
01285	Jiashili Group Ltd.	Cayman Islands	2014/09/25
02768	Jiayuan International Group Ltd.	Cayman Islands	2016/03/08
00549	Jilin Qifeng Chemical Fiber Co., Ltd. – H Shares	PRC	2006/06/21
01159	Jimei International Entertainment Group Ltd.	Bermuda	1998/03/13
01239	Jin Bao Bao Holdings Ltd.	Cayman Islands	2011/11/18
02362	Jinchuan Group International Resources Co. Ltd.	Cayman Islands	2003/10/27
01862	Jingrui Holdings Ltd.	Cayman Islands	2013/10/31
00137	Jinhui Holdings Co. Ltd.	Hong Kong	1991/12/06
06139	Jinmao (China) Hotel Investments and Management Ltd.	Cayman Islands	2014/07/02
02358	Jiu Rong Holdings Ltd.	Cayman Islands	2004/07/15
01495	Jiyi Household International Holdings Ltd.	Cayman Islands	2015/11/06
03306	JNBY Design Ltd.	Cayman Islands	2016/10/31
00179	Johnson Electric Holdings Ltd.	Bermuda	1984/07/11
02028	Jolimark Holdings Ltd.	Cayman Islands	2005/06/29
00207	Joy City Property Ltd.	Bermuda	1973/03/06
00647	Joyce Boutique Holdings Ltd.	Bermuda	1990/10/16
03336	Ju Teng International Holdings Ltd.	Cayman Islands	2005/11/03
01459	Jujiang Construction Group Co., Ltd. – H Shares	PRC	2016/01/12
00397	Jun Yang Financial Holdings Ltd.	Bermuda	1993/10/13
00758	Junefield Department Store Group Ltd.	Bermuda	1999/12/03

List of listed companies on Main Board (continued)

End of 2016

Code	Company name	Incorporation	Listing date
03303	Jutal Offshore Oil Services Ltd.	Cayman Islands	2006/09/21
00675	K & P International Holdings Ltd.	Bermuda	1997/01/02
01557	K. H. Group Holdings Ltd.	Cayman Islands	2016/03/18
00173	K. Wah International Holdings Ltd.	Bermuda	1987/02/06
00822	Ka Shui International Holdings Ltd.	Cayman Islands	2007/06/27
00180	Kader Holdings Co. Ltd.	Bermuda	1985/05/24
01215	Kai Yuan Holdings Ltd.	Bermuda	1997/01/17
01638	Kaisa Group Holdings Ltd.	Cayman Islands	2009/12/09
02307	Kam Hing International Holdings Ltd.	Cayman Islands	2004/09/23
06136	Kangda International Environmental Co. Ltd.	Cayman Islands	2014/07/04
01059	Kantone Holdings Ltd.	Cayman Islands	1997/01/23
01050	Karrie International Holdings Ltd.	Bermuda	1996/12/16
00496	Kasen International Holdings Ltd.	Cayman Islands	2005/10/20
00847	KAZ Minerals PLC	England	2011/06/29
00184	Keck Seng Investments (Hong Kong) Ltd.	Hong Kong	1973/02/24
02011	KEE Holdings Co. Ltd.	Cayman Islands	2011/01/12
00464	Kenford Group Holdings Ltd.	Cayman Islands	2005/06/16
00636	Kerry Logistics Network Ltd.	Bermuda	2013/12/19
00683	Kerry Properties Ltd.	Bermuda	1996/08/05
03816	KFM Kingdom Holdings Ltd.	Cayman Islands	2012/10/15
00638	Kin Yat Holdings Ltd.	Bermuda	1997/05/01
01277	Kinetic Mines and Energy Ltd.	Cayman Islands	2012/03/23
00280	King Fook Holdings Ltd.	Hong Kong	1988/03/28
00663	King Stone Energy Group Ltd.	Hong Kong	1990/11/30
01421	Kingbo Strike Ltd.	Cayman Islands	2013/12/30
00148	Kingboard Chemical Holdings Ltd.	Cayman Islands	1993/10/08
01888	Kingboard Laminates Holdings Ltd.	Cayman Islands	2006/12/07
00268	Kingdee International Software Group Co. Ltd.	Cayman Islands	2005/07/20
00528	Kingdom Holdings Ltd.	Cayman Islands	2006/12/12
01170	Kingmaker Footwear Holdings Ltd.	Bermuda	1994/09/29
06822	King's Flair International (Holdings) Ltd.	Cayman Islands	2015/01/16
03888	Kingsoft Corporation Ltd.	Cayman Islands	2007/10/09
01031	Kingston Financial Group Ltd.	Bermuda	1996/07/23
01195	Kingwell Group Ltd.	Cayman Islands	2003/01/20
01110	Kingworld Medicines Group Ltd.	Cayman Islands	2010/11/25
00381	Kiu Hung International Holdings Ltd.	Cayman Islands	2001/01/22
00827	Ko Yo Chemical (Group) Ltd.	Cayman Islands	2003/07/10
00295	Kong Sun Holdings Ltd.	Hong Kong	1970/11/28
03709	Koradior Holdings Ltd.	Cayman Islands	2014/06/27
00034	Kowloon Development Co. Ltd.	Hong Kong	1995/07/04
00442	KTL International Holdings Group Ltd.	Cayman Islands	2015/03/11
00439	KuangChi Science Ltd.	Bermuda	1992/03/11
00135	Kunlun Energy Co. Ltd.	Bermuda	1973/03/13
01559	Kwan On Holdings Ltd.	Cayman Islands	n.a.
01813	KWG Property Holding Ltd.	Cayman Islands	2007/07/03
00306	Kwoon Chung Bus Holdings Ltd.	Bermuda	1996/09/25
00558	L.K. Technology Holdings Ltd.	Cayman Islands	2006/10/16
01262	Labixiaoxin Snacks Group Ltd.	Bermuda	2011/12/09
01125	Lai Fung Holdings Ltd.	Cayman Islands	1997/11/28
00488	Lai Sun Development Co. Ltd.	Hong Kong	1988/03/11
00191	Lai Sun Garment (International) Ltd.	Hong Kong	1987/12/03
00411	Lam Soon (Hong Kong) Ltd.	Hong Kong	1972/10/31
01041	Lamtex Holdings Ltd.	Bermuda	1996/12/27
00582	Landing International Development Ltd.	Bermuda	2002/04/30
00106	Landsea Green Properties Co., Ltd.	Bermuda	1986/03/24
01270	Langham Hospitality Investments Ltd.	Cayman Islands	2013/05/30
00503	Lansen Pharmaceutical Holdings Ltd.	Cayman Islands	2010/05/07
01533	Lanzhou Zhuangyuan Pasture Co., Ltd. – H Shares	PRC	2015/10/15
02488	Launch Tech Co. Ltd. – H Shares	PRC	2002/10/07
01683	LC Group Holdings Ltd.	Cayman Islands	2015/09/08
00738	Le Saunda Holdings Ltd.	Bermuda	1992/12/11
01499	LEAP Holdings Group Ltd.	Cayman Islands	2015/09/02
00746	Lee & Man Chemical Co. Ltd.	Cayman Islands	2002/01/16
02314	Lee & Man Paper Manufacturing Ltd.	Cayman Islands	2003/09/26
00068	Lee Hing Development Ltd.	Hong Kong	1972/11/09
00637	Lee Kee Holdings Ltd.	Cayman Islands	2006/10/04
00387	Leepport (Holdings) Ltd.	Bermuda	2003/07/10
00950	Lee's Pharmaceutical Holdings Ltd.	Cayman Islands	2002/07/15
03396	Legend Holdings Corporation – H Shares	PRC	2015/06/29
01355	Legend Strategy International Holdings Group Co. Ltd.	Cayman Islands	2011/07/15
00992	Lenovo Group Ltd.	Hong Kong	1994/02/14
00842	Leoch International Technology Ltd.	Cayman Islands	2010/11/16
01225	Lerado Financial Group Co. Ltd.	Bermuda	1998/12/18
01089	Leyou Technologies Holdings Ltd.	Cayman Islands	2011/01/11
00494	Li & Fung Ltd.	Bermuda	1992/07/01
02331	Li Ning Co. Ltd.	Cayman Islands	2004/06/28
00980	Lianhua Supermarket Holdings Co Ltd – H Shares	PRC	2003/06/27
02136	Lifestyle China Group Ltd.	Cayman Islands	2016/07/15
01212	Lifestyle International Holdings Ltd.	Cayman Islands	2004/04/15
02183	Lifestyle Properties Development Ltd.	Cayman Islands	2013/09/12
01302	LifeTech Scientific Corporation	Cayman Islands	2011/11/10
03330	Lingbao Gold Co. Ltd. – H Shares	PRC	2006/01/12
00156	Lippo China Resources Ltd.	Hong Kong	n.a.
00226	Lippo Ltd.	Hong Kong	n.a.
00526	Lisi Group (Holdings) Ltd.	Bermuda	1995/10/11
00194	Liu Chong Hing Investment Ltd.	Hong Kong	1972/11/13

List of listed companies on Main Board (continued)

End of 2016

Code	Company name	Incorporation	Listing date
01513	Livzon Pharmaceutical Group Inc. – H Shares	PRC	2014/01/16
00973	L'Occitane International S.A.	Luxembourg	2010/05/07
03380	Logan Property Holdings Co. Ltd.	Cayman Islands	2013/12/20
00960	Longfor Properties Co. Ltd.	Cayman Islands	2009/11/19
01281	LongiTech Smart Energy Holding Ltd.	Cayman Islands	2012/01/12
02898	Longrun Tea Group Co. Ltd.	Cayman Islands	2002/09/05
03339	Lonking Holdings Ltd.	Cayman Islands	2005/11/17
00988	Loudong General Nice Resources (China) Holdings Ltd.	Bermuda	1994/01/21
00195	L'sea Resources International Holdings Ltd.	Cayman Islands	2008/11/12
00112	LT Commercial Real Estate Ltd.	Hong Kong	1972/12/06
00311	Luen Thai Holdings Ltd.	Cayman Islands	2004/07/15
00590	Luk Fook Holdings (International) Ltd.	Bermuda	1997/05/06
00366	Luks Group (Vietnam Holdings) Co., Ltd.	Bermuda	1987/01/07
00255	Lung Kee (Bermuda) Holdings Ltd.	Bermuda	1993/03/05
01108	Luoyang Glass Co. Ltd. – H Shares	PRC	1994/07/08
02186	Luye Pharma Group Ltd.	Bermuda	2014/07/09
01461	LUZHENG FUTURES Co. Ltd. – H shares	PRC	2015/07/07
00095	LVGEM (China) Real Estate Investment Co. Ltd.	Cayman Islands	2005/12/02
00323	Maanshan Iron & Steel Co. Ltd. – H Shares	PRC	1993/11/03
01680	Macau Legend Development Ltd.	Cayman Islands	2013/07/05
00201	Magnificent Hotel Investments Ltd.	Hong Kong	1972/11/17
01100	Mainland Headwear Holdings Ltd.	Bermuda	2000/12/13
01389	Major Holdings Ltd.	Cayman Islands	2014/01/10
02193	Man King Holdings Ltd.	Cayman Islands	2015/07/03
00938	Man Sang International Ltd.	Bermuda	1997/09/26
01466	Man Sang Jewellery Holdings Ltd.	Cayman Islands	2014/10/17
01999	Man Wah Holdings Ltd.	Bermuda	2010/04/09
00894	Man Yue Technology Holdings Ltd.	Bermuda	1997/03/05
01561	Manfield Chemical Holdings Ltd.	Cayman Islands	2015/12/01
00945	Manulife Financial Corporation	Canada	1999/09/27
00848	Maoye International Holdings Ltd.	Cayman Islands	2008/05/05
00273	Mason Financial Holdings Ltd.	Hong Kong	n.a.
00275	Master Glory Group Ltd.	Bermuda	1991/12/16
01005	Matrix Holdings Ltd.	Bermuda	1994/02/18
01037	Maxnerva Technology Services Ltd.	Bermuda	1994/04/14
01116	Mayer Holdings Ltd.	Cayman Islands	2004/06/21
00685	Media Chinese International Ltd.	Bermuda	1991/03/22
01360	Mega Expo Holdings Ltd.	Cayman Islands	2013/11/06
00876	Mega Medical Technology Ltd.	Bermuda	1997/04/10
00391	Mei Ah Entertainment Group Ltd.	Bermuda	1993/10/18
01357	Meitu, Inc.	Cayman Islands	2016/12/15
00158	Melbourne Enterprises Ltd.	Hong Kong	1972/08/29
00200	Melco International Development Ltd.	Hong Kong	n.a.
01629	Mengke Holdings Ltd.	Cayman Islands	2016/11/25
01618	Metallurgical Corporation of China Ltd. – H Shares	PRC	2009/09/24
00022	Mexan Ltd.	Bermuda	1972/12/14
02282	MGM China Holdings Ltd.	Cayman Islands	2011/06/03
00853	MicroPort Scientific Corporation	Cayman Islands	2010/09/24
01021	Midas Holdings Ltd.	Singapore	2010/10/06
01172	Midas International Holdings Ltd.	Cayman Islands	1996/06/12
01200	Midland Holdings Ltd.	Bermuda	1995/06/08
00459	Midland IC&I Ltd.	Cayman Islands	2001/03/15
01555	MIE Holdings Corporation	Cayman Islands	2010/12/14
01247	Miko International Holdings Ltd.	Cayman Islands	2014/01/15
01150	Milan Station Holdings Ltd.	Cayman Islands	2011/05/23
00222	Min Xin Holdings Ltd.	Hong Kong	1982/06/28
03828	Ming Fai International Holdings Ltd.	Cayman Islands	2007/11/02
00846	Mingfa Group (International) Co. Ltd.	Cayman Islands	2009/11/13
00233	Mingyuan Medicare Development Co. Ltd.	Bermuda	1986/03/19
00230	Minmetals Land Ltd.	Bermuda	1991/12/20
00425	Minth Group Ltd.	Cayman Islands	2005/12/01
00071	Miramar Hotel & Investment Co. Ltd.	Hong Kong	n.a.
01208	MMG Ltd.	Hong Kong	1994/12/15
00947	MOBI Development Co., Ltd.	Cayman Islands	2009/12/17
01213	Mobicon Group Ltd.	Bermuda	2001/05/07
00919	Modern Beauty Salon Holdings Ltd.	Cayman Islands	2006/02/09
03600	Modern Dental Group Ltd.	Cayman Islands	2015/12/15
01107	Modern Land (China) Co., Ltd.	Cayman Islands	2013/07/12
00072	Modern Media Holdings Ltd.	Cayman Islands	2009/09/09
00130	Moiselle International Holdings Ltd.	Cayman Islands	2002/02/11
00276	Mongolia Energy Corporation Ltd.	Bermuda	1972/08/23
00975	Mongolian Mining Corporation	Cayman Islands	2010/10/13
00066	MTR Corporation Ltd.	Hong Kong	2000/10/05
00898	Multifield International Holdings Ltd.	Bermuda	1998/07/31
01194	Munsun Capital Group Ltd.	Cayman Islands	2004/10/12
03918	NagaCorp Ltd.	Cayman Islands	2006/10/19
01982	Nameson Holdings Ltd.	Cayman Islands	2016/04/12
00680	Nan Hai Corporation Ltd.	Bermuda	1991/02/13
01229	Nan Nan Resources Enterprise Ltd.	Bermuda	1995/04/13
01617	Nanfang Communication Holdings Ltd.	Cayman Islands	2016/12/12
00553	Nanjing Panda Electronics Co. Ltd. – H Shares	PRC	1996/05/02
01708	Nanjing Sample Technology Co. Ltd. – H Shares	PRC	2004/06/09
03332	Nanjing Sinolife United Co. Ltd. – H Shares	PRC	2014/01/15
00212	Nanyang Holdings Ltd.	Bermuda	1954/09/15
01236	National Agricultural Holdings Ltd.	Cayman Islands	1999/12/17
00213	National Electronics Holdings Ltd.	Bermuda	1985/02/04

List of listed companies on Main Board (continued)

End of 2016

Code	Company name	Incorporation	Listing date
01227	National Investments Fund Ltd.	Cayman Islands	2002/09/27
00254	National United Resources Holdings Ltd.	Hong Kong	1972/11/16
00157	Natural Beauty Bio-Technology Ltd.	Cayman Islands	2002/03/28
00462	Natural Dairy (NZ) Holdings Ltd.	Cayman Islands	2005/06/10
02083	Nature Home Holding Co. Ltd.	Cayman Islands	2011/05/26
01868	Neo-Neon Holdings Ltd.	Cayman Islands	2006/12/15
00070	Neptune Group Ltd.	Hong Kong	n.a.
00777	NetDragon Websoft Holdings Ltd.	Cayman Islands	2008/06/24
00985	NetMind Financial Holdings Ltd.	Cayman Islands	1994/02/02
00234	New Century Group Hong Kong Ltd.	Bermuda	1972/11/24
01336	New China Life Insurance Co. Ltd. – H Shares	PRC	2011/12/15
00456	New City Development Group Ltd.	Cayman Islands	1993/07/14
02221	New Concepts Holdings Ltd.	Cayman Islands	2014/09/19
00360	New Focus Auto Tech Holdings Ltd.	Cayman Islands	2005/02/28
06108	New Ray Medicine International Holding Ltd.	Bermuda	2013/10/25
00472	New Silkroad Culturaltainment Ltd.	Bermuda	1988/01/29
00299	New Sports Group Ltd.	Cayman Islands	2004/04/30
00166	New Times Energy Corporation Ltd.	Bermuda	1998/10/13
00436	New Universe Environmental Group Ltd.	Cayman Islands	n.a.
00825	New World Department Store China Ltd.	Cayman Islands	2007/07/12
00017	New World Development Co. Ltd.	Hong Kong	1972/11/23
00055	Neway Group Holdings Ltd.	Bermuda	1992/09/10
00342	NewOcean Energy Holdings Ltd.	Bermuda	1993/03/03
01231	Newton Resources Ltd.	Cayman Islands	2011/07/04
01323	Newtree Group Holdings Ltd.	Cayman Islands	2011/01/13
00282	Next Digital Ltd.	Hong Kong	n.a.
01316	Nexteer Automotive Group Ltd.	Cayman Islands	2013/10/07
01047	Ngai Hing Hong Co. Ltd.	Bermuda	1994/04/25
01246	Ngai Shun Holdings Ltd.	Cayman Islands	2013/10/16
02889	Nickel Resources International Holdings Co. Ltd.	Cayman Islands	2005/05/19
02689	Nine Dragons Paper (Holdings) Ltd.	Bermuda	2006/03/03
00009	Nine Express Ltd.	Bermuda	2001/09/12
01245	Niraku GC Holdings, Inc.	Japan	2015/04/08
03773	NNK Group Ltd.	Cayman Islands	2016/01/07
02322	Noble Century Investment Holdings Ltd.	Bermuda	2003/04/09
00061	North Asia Resources Holdings Ltd.	Bermuda	1999/07/06
00433	North Mining Shares Co. Ltd.	Bermuda	n.a.
00042	Northeast Electric Development Co. Ltd. – H Shares	PRC	1995/07/06
02222	NVC Lighting Holding Ltd.	Cayman Islands	2010/05/20
00659	NWS Holdings Ltd.	Bermuda	1997/04/25
00860	O Luxe Holdings Ltd.	Cayman Islands	2002/09/03
01319	Oi Wah Pawnshop Credit Holdings Ltd.	Cayman Islands	2013/03/12
06123	On Time Logistics Holdings Ltd.	Cayman Islands	2014/07/11
00426	One Media Group Ltd.	Cayman Islands	2005/10/18
00877	O-Net Technologies (Group) Ltd.	Cayman Islands	2010/04/29
01140	OP Financial Investments Ltd.	Cayman Islands	2003/03/20
01132	Orange Sky Golden Harvest Entertainment (Holdings) Ltd.	Bermuda	1994/11/23
00316	Orient Overseas (International) Ltd.	Bermuda	1992/07/31
00265	Orient Victory China Holdings Ltd.	Cayman Islands	n.a.
00430	Oriental Explorer Holdings Ltd.	Bermuda	1993/03/30
00018	Oriental Press Group Ltd.	Hong Kong	1987/08/18
00398	Oriental Watch Holdings Ltd.	Bermuda	1993/10/12
06899	Ourgame International Holdings Ltd.	Cayman Islands	2014/06/30
03366	Overseas Chinese Town (Asia) Holdings Ltd.	Cayman Islands	2005/11/02
02014	Ozner Water International Holding Ltd.	Cayman Islands	2014/06/17
00574	Pa Shun Pharmaceutical International Holdings Ltd.	Cayman Islands	2015/06/19
01174	Pacific Andes International Holdings Ltd.	Bermuda	1994/10/03
02343	Pacific Basin Shipping Ltd.	Bermuda	2004/07/14
00432	Pacific Century Premium Developments Ltd.	Bermuda	1993/09/20
00543	Pacific Online Ltd.	Cayman Islands	2007/12/18
00767	Pacific Plywood Holdings Ltd.	Bermuda	1995/11/20
01382	Pacific Textiles Holdings Ltd.	Cayman Islands	2007/05/18
01010	PacRay International Holdings Ltd.	Bermuda	1994/02/18
00239	Pak Fah Yeow International Ltd.	Bermuda	1991/12/18
02668	Pak Tak International Ltd.	Bermuda	2001/12/06
00495	Paladin Ltd.	Bermuda	1988/07/20
00617	Paliburg Holdings Ltd.	Bermuda	1993/12/17
00556	Pan Asia Environmental Protection Group Ltd.	Cayman Islands	2007/12/21
02078	PanAsialum Holdings Co. Ltd.	Cayman Islands	2013/02/05
01611	Pantronics Holdings Ltd.	British Virgin Islands	2016/11/21
01180	Paradise Entertainment Ltd.	Bermuda	1997/01/20
03368	Parkson Retail Group Ltd.	Cayman Islands	2005/11/30
00327	PAX Global Technology Ltd.	Bermuda	2010/12/20
01263	PC Partner Group Ltd.	Cayman Islands	2012/01/12
00008	PCCW Ltd.	Hong Kong	1994/10/18
00402	Peace Map Holding Ltd.	Cayman Islands	2006/03/14
00632	Pearl Oriental Oil Ltd.	Bermuda	1993/04/30
01326	Pegasus Entertainment Holdings Ltd.	Cayman Islands	2012/10/31
00676	Pegasus International Holdings Ltd.	Bermuda	1996/10/11
00618	Peking University Resources (Holdings) Co. Ltd.	Bermuda	1991/10/07
00725	Perennial International Ltd.	Bermuda	1996/12/30
03326	Perfect Group International Holdings Ltd.	Cayman Islands	2016/01/04
01830	Perfect Shape Beauty Technology Ltd.	Cayman Islands	2012/02/10
00765	Perfecttech International Holdings Ltd.	Bermuda	1992/10/23
00857	PetroChina Co. Ltd. – H Shares	PRC	2000/04/07
02178	Petro-king Oilfield Services Ltd.	British Virgin Islands	2013/03/06

List of listed companies on Main Board (continued)

End of 2016

Code	Company name	Incorporation	Listing date
02008	Phoenix Satellite Television Holdings Ltd.	Cayman Islands	2000/06/30
02328	PICC Property and Casualty Co. Ltd. – H Shares	PRC	2003/11/06
00752	Pico Far East Holdings Ltd.	Cayman Islands	1992/09/28
01079	Pine Technology Holdings Ltd.	Bermuda	1999/11/26
02318	Ping An Insurance (Group) Co. of China Ltd. – H Shares	PRC	2004/06/24
00231	Ping An Securities Group (Holdings) Ltd.	Bermuda	n.a.
00364	Ping Shan Tea Group Ltd.	Cayman Islands	2002/08/30
00224	Pioneer Global Group Ltd.	Bermuda	n.a.
00635	Playmates Holdings Ltd.	Bermuda	1994/01/06
00869	Playmates Toys Ltd.	Bermuda	2008/02/01
01523	Plover Bay Technologies Ltd.	Cayman Islands	2016/07/13
00225	Pokfulam Development Co. Ltd.	Hong Kong	1972/12/19
03636	Poly Culture Group Corporation Ltd. – H Shares	PRC	2014/03/06
00119	Poly Property Group Co., Ltd.	Hong Kong	1973/08/30
00208	Polytec Asset Holdings Ltd.	Cayman Islands	1998/09/09
00589	Portico International Holdings Ltd.	Bermuda	2003/10/31
01658	Postal Savings Bank of China Co., Ltd. – H Shares	PRC	2016/09/28
03813	Pou Sheng International (Holdings) Ltd.	Bermuda	2008/06/06
00006	Power Assets Holdings Ltd.	Hong Kong	n.a.
01238	Powerlong Real Estate Holdings Ltd.	Cayman Islands	2009/10/14
01913	PRADA S.p.A.	Italy	2011/06/24
01581	Progressive Path Group Holdings Ltd.	Cayman Islands	2016/12/08
06816	Prosper Construction Holdings Ltd.	Cayman Islands	2016/07/20
00803	Prosperity International Holdings (H.K.) Ltd.	Bermuda	2001/08/02
00310	Prosperity Investment Holdings Ltd.	Bermuda	1992/12/21
02378	Prudential plc	England	2010/05/25
00626	Public Financial Holdings Ltd.	Bermuda	1991/10/03
01498	PuraPharm Corporation Ltd.	Cayman Islands	2015/07/08
01358	PW Medtech Group Ltd.	Cayman Islands	2013/11/08
00498	PYI Corporation Ltd.	Bermuda	1993/09/21
01478	Q Technology (Group) Co. Ltd.	Cayman Islands	2014/12/02
00911	Qianhai Health Holdings Ltd.	Cayman Islands	2014/06/27
00499	Qingdao Holdings International Ltd.	Bermuda	1988/07/22
06198	Qingdao Port International Co., Ltd. – H Shares	PRC	2014/06/06
01122	Qingling Motors Co. Ltd. – H Shares	PRC	1994/08/17
03369	Qinhuangdao Port Co., Ltd. – H Shares	PRC	2013/12/12
01583	Qinqin Foodstuffs Group (Cayman) Co. Ltd.	Cayman Islands	2016/07/08
00243	QPL International Holdings Ltd.	Bermuda	1987/01/20
01348	Quali-Smart Holdings Ltd.	Cayman Islands	2013/01/23
00952	Quam Ltd.	Bermuda	1997/09/24
01577	Quanzhou Huixin Micro-credit Co., Ltd. – H Shares	PRC	2016/09/30
03868	Qunxing Paper Holdings Co. Ltd.	Cayman Islands	2007/10/02
00229	Raymond Industrial Ltd.	Hong Kong	1984/11/22
00802	RCG Holdings Ltd.	Bermuda	2009/02/10
00246	Real Gold Mining Ltd.	Cayman Islands	2009/02/23
02010	Real Nutriceutical Group Ltd.	Cayman Islands	2010/02/19
01196	Realord Group Holdings Ltd.	Bermuda	1997/01/20
01528	Red Star Macalline Group Corporation Ltd. – H Shares	PRC	2015/06/26
01622	Redco Properties Group Ltd.	Cayman Islands	2014/01/30
00078	Regal Hotels International Holdings Ltd.	Bermuda	n.a.
00575	Regent Pacific Group Ltd.	Cayman Islands	1997/05/19
02199	Regina Miracle International (Holdings) Ltd.	Cayman Islands	2015/10/08
01387	Renhe Commercial Holdings Co. Ltd.	Cayman Islands	2008/10/22
03628	RENHENG Enterprise Holdings Ltd.	Cayman Islands	2011/11/18
00885	Rentian Technology Holdings Ltd.	Cayman Islands	2001/07/12
00555	REXLot Holdings Ltd.	Bermuda	2000/09/28
00313	Richly Field China Development Ltd.	Bermuda	1993/01/05
01526	Rici Healthcare Holdings Ltd.	Cayman Islands	2016/10/06
00281	Rivera (Holdings) Ltd.	Hong Kong	1973/01/23
00932	RM Group Holdings Ltd.	Cayman Islands	2013/10/11
01098	Road King Infrastructure Ltd.	Bermuda	1996/07/04
00888	RoadShow Holdings Ltd.	Bermuda	2001/06/28
03301	Ronshine China Holdings Ltd.	Cayman Islands	2016/01/13
00578	Rosan Resources Holdings Ltd.	Bermuda	1997/05/15
01189	Rosedale Hotel Holdings Ltd.	Bermuda	1997/10/06
01198	Royale Furniture Holdings Ltd.	Cayman Islands	2002/05/15
00724	Ruixin International Holdings Ltd.	Bermuda	2000/07/03
01520	Runway Global Holdings Co. Ltd.	Cayman Islands	2013/12/03
02288	Rykadan Capital Ltd.	Cayman Islands	2009/08/21
00251	S E A Holdings Ltd.	Bermuda	1973/10/03
01255	S. Culture International Holdings Ltd.	Cayman Islands	2013/07/11
01184	S.A.S. Dragon Holdings Ltd.	Bermuda	1994/10/17
00178	Sa Sa International Holdings Ltd.	Cayman Islands	1997/06/13
00237	Safety Godown Co. Ltd.	Hong Kong	1973/01/09
03822	Sam Woo Construction Group Ltd.	Cayman Islands	2014/10/16
00531	Samson Holding Ltd.	Cayman Islands	2005/11/17
00731	Samson Paper Holdings Ltd.	Bermuda	1995/12/01
01910	Samsonite International S.A.	Luxembourg	2011/06/16
00236	San Miguel Brewery Hong Kong Ltd.	Hong Kong	n.a.
00482	Sandmartin International Holdings Ltd.	Bermuda	2005/05/12
01928	Sands China Ltd.	Cayman Islands	2009/11/30
00631	Sany Heavy Equipment International Holdings Co. Ltd.	Cayman Islands	2009/11/25
01399	Scud Group Ltd.	Cayman Islands	2006/12/21
00491	See Corporation Ltd.	Bermuda	1992/06/10
00205	SEEC Media Group Ltd.	Bermuda	1993/01/05
00981	Semiconductor Manufacturing International Corporation	Cayman Islands	2004/03/18

List of listed companies on Main Board (continued)

End of 2016

Code	Company name	Incorporation	Listing date
01447	SFK Construction Holdings Ltd.	Bermuda	2015/12/10
01812	Shandong Chenming Paper Holdings Ltd. – H Shares	PRC	2008/06/18
00568	Shandong Molong Petroleum Machinery Co. Ltd. – H Shares	PRC	2007/02/07
01066	Shandong Weigao Group Medical Polymer Co. Ltd. – H Shares	PRC	2004/02/27
00719	Shandong Xinhua Pharmaceutical Co. Ltd. – H Shares	PRC	1996/12/31
01103	Shanghai Dasheng Agriculture Finance Technology Co, Ltd-H Sh	PRC	2005/07/13
01635	Shanghai Dazhong Public Utilities (Group) Co., Ltd. – H Shs	PRC	2016/12/05
02727	Shanghai Electric Group Co. Ltd. – H Shares	PRC	2005/04/28
02196	Shanghai Fosun Pharmaceutical (Group) Co., Ltd. – H Shares	PRC	2012/10/30
01385	Shanghai Fudan Microelectronics Group Co. Ltd. – H Shares	PRC	2000/08/04
01349	Shanghai Fudan-Zhangjiang Bio-Pharmaceutical Co. Ltd. -H Shs	PRC	2002/08/13
06826	Shanghai Haohai Biological Technology Co., Ltd. – H Shares	PRC	2015/04/30
00363	Shanghai Industrial Holdings Ltd.	Hong Kong	1996/05/30
00563	Shanghai Industrial Urban Development Group Ltd.	Bermuda	1993/09/10
00770	Shanghai International Shanghai Growth Investment Ltd.	Cayman Islands	1993/11/30
02006	Shanghai Jin Jiang Int'l Hotels (Group) Co. Ltd. – H Shares	PRC	2006/12/15
06116	Shanghai La Chapelle Fashion Co., Ltd. – H Shares	PRC	2014/10/09
02607	Shanghai Pharmaceuticals Holding Co., Ltd. – H Shares	PRC	2011/05/20
02345	Shanghai Prime Machinery Co. Ltd. – H Shares	PRC	2006/04/27
00755	Shanghai Zendai Property Ltd.	Bermuda	1992/10/27
00069	Shangri-La Asia Ltd.	Bermuda	1993/06/17
01178	Share Economy Group Ltd.	Cayman Islands	2003/02/10
00953	Shaw Brothers Holdings Ltd.	Cayman Islands	2010/02/01
01335	Sheen Tai Holdings Group Co. Ltd.	Cayman Islands	2012/07/13
00851	Sheng Yuan Holdings Ltd.	Bermuda	1998/12/02
02066	Shengjing Bank Co., Ltd. – H Shares	PRC	2014/12/29
01080	Shengli Oil & Gas Pipe Holdings Ltd.	Cayman Islands	2009/12/18
00829	Shenguan Holdings (Group) Ltd.	Cayman Islands	2009/10/13
00300	Shenji Group Kunming Machine Tool Co. Ltd. – H Shares	PRC	1993/12/07
00218	Shenwan Hongyuan (H.K.) Ltd.	Hong Kong	n.a.
00747	Shenyang Public Utility Holdings Co. Ltd. – H Shares	PRC	1999/12/16
00548	Shenzhen Expressway Co. Ltd. – H Shares	PRC	1997/03/12
00152	Shenzhen International Holdings Ltd.	Bermuda	1972/09/25
00604	Shenzhen Investment Ltd.	Hong Kong	1997/03/07
02313	Shenzhou International Group Holdings Ltd.	Cayman Islands	2005/11/24
01633	Sheung Yue Group Holdings Ltd.	Cayman Islands	2016/11/11
01831	ShiFang Holding Ltd.	Cayman Islands	2010/12/03
00813	Shimao Property Holdings Ltd.	Cayman Islands	2006/07/05
00312	Shirble Department Store Holdings (China) Ltd.	Cayman Islands	2010/11/17
00666	SHK Hong Kong Industries Ltd.	Hong Kong	1990/12/21
00103	Shougang Concord Century Holdings Ltd.	Hong Kong	1992/04/09
00730	Shougang Concord Grand (Group) Ltd.	Bermuda	1991/08/08
00697	Shougang Concord International Enterprises Co. Ltd.	Hong Kong	1991/04/30
00639	Shougang Fushan Resources Group Ltd.	Hong Kong	1990/10/02
01241	Shuanghua Holdings Ltd.	Cayman Islands	2011/06/30
00272	Shui On Land Ltd.	Cayman Islands	2006/10/04
00253	Shun Ho Holdings Ltd.	Hong Kong	n.a.
00219	Shun Ho Property Investments Ltd.	Hong Kong	1973/05/10
00242	Shun Tak Holdings Ltd.	Hong Kong	1973/01/25
01591	Shun Wo Group Holdings Ltd.	Cayman Islands	2016/09/28
01165	Shunfeng International Clean Energy Ltd.	Cayman Islands	2011/07/13
01142	Siberian Mining Group Co. Ltd.	Cayman Islands	2002/11/08
00107	Sichuan Expressway Co. Ltd. – H Shares	PRC	1997/10/07
00460	Sihuan Pharmaceutical Holdings Group Ltd.	Bermuda	2010/10/28
00886	Silver Base Group Holdings Ltd.	Cayman Islands	2009/04/08
00171	Silver Grant International Industries Ltd.	Hong Kong	n.a.
01616	Silverman Holdings Ltd.	Cayman Islands	2012/07/12
02000	SIM Technology Group Ltd.	Bermuda	2005/06/30
00244	Sincere Co. Ltd., The	Hong Kong	n.a.
00444	Sincere Watch (Hong Kong) Ltd.	Cayman Islands	2005/10/17
06833	Sinco Pharmaceuticals Holdings Ltd.	Cayman Islands	2016/03/10
01105	Sing Tao News Corporation Ltd.	Bermuda	1996/07/10
00716	Singamas Container Holdings Ltd.	Hong Kong	1993/07/08
01177	Sino Biopharmaceutical Ltd.	Cayman Islands	2003/12/08
00628	Sino Credit Holdings Ltd.	Bermuda	2002/07/24
01096	Sino Energy International Holdings Group Ltd.	Cayman Islands	2011/09/28
00361	Sino Golf Holdings Ltd.	Bermuda	2000/12/20
01106	Sino Haijing Holdings Ltd.	Cayman Islands	2003/06/25
01663	Sino Harbour Holdings Group Ltd.	Bermuda	2011/07/22
01221	Sino Hotels (Holdings) Ltd.	Cayman Islands	1995/03/08
00083	Sino Land Co. Ltd.	Hong Kong	1981/04/08
00702	Sino Oil and Gas Holdings Ltd.	Bermuda	2000/02/09
00766	Sino Prosper (Group) Holdings Ltd.	Cayman Islands	2002/05/15
00297	Sinofert Holdings Ltd.	Bermuda	1996/09/30
00250	Sino-i Technology Ltd.	Hong Kong	n.a.
01168	Sinolink Worldwide Holdings Ltd.	Bermuda	1998/06/08
01418	Sinomax Group Ltd.	Cayman Islands	2014/07/10
00623	SinoMedia Holding Ltd.	Hong Kong	2008/07/08
03377	Sino-Ocean Group Holding Ltd.	Hong Kong	2007/09/28
02386	SINOPEC Engineering (Group) Co., Ltd. – H Shares	PRC	2013/05/23
00934	Sinopec Kantons Holdings Ltd.	Bermuda	1999/06/25
01033	Sinopec Oilfield Service Corporation – H Shares	PRC	1994/03/29
00338	Sinopec Shanghai Petrochemical Co. Ltd. – H Shares	PRC	1993/07/26
01099	Sinopharm Group Co. Ltd. – H Shares	PRC	2009/09/23
01020	Sinoref Holdings Ltd.	Cayman Islands	2010/07/07
01297	Sinoseft Technology Group Ltd.	Cayman Islands	2013/07/09

List of listed companies on Main Board (continued)

End of 2016

Code	Company name	Incorporation	Listing date
00598	Sinotrans Ltd. – H Shares	PRC	2003/02/13
00368	Sinotrans Shipping Ltd.	Hong Kong	2007/11/23
03808	Sinotruk (Hong Kong) Ltd.	Hong Kong	2007/11/28
00529	SiS International Holdings Ltd.	Bermuda	1992/08/18
01362	SiS Mobile Holdings Ltd.	Cayman Islands	2015/01/15
01308	SITC International Holdings Co. Ltd.	Cayman Islands	2010/10/06
01023	Sitoy Group Holdings Ltd.	Cayman Islands	2011/12/06
00880	SJM Holdings Ltd.	Hong Kong	2008/07/16
03882	Sky Light Holdings Ltd.	Cayman Islands	2015/07/02
00059	Skyfame Realty (Holdings) Ltd.	Bermuda	1993/11/16
00593	SkyOcean International Holdings Ltd.	Bermuda	1993/07/27
01141	Skyway Securities Group Ltd.	Bermuda	1998/03/12
00751	Skyworth Digital Holdings Ltd.	Bermuda	2000/04/07
00395	Smartac Group China Holdings Ltd.	Cayman Islands	2002/10/28
02166	Smart-Core Holdings Ltd.	Cayman Islands	2016/10/07
00315	SmarTone Telecommunications Holdings Ltd.	Bermuda	1996/10/31
02366	SMI Culture & Travel Group Holdings Ltd.	Bermuda	2004/06/30
00198	SMI Holdings Group Ltd.	Bermuda	1973/02/07
02239	SMIT Holdings Ltd.	Cayman Islands	2016/03/30
00983	SOCAM Development Ltd.	Bermuda	1997/02/03
00380	Softpower International Ltd.	Bermuda	2000/12/21
00410	SOHO China Ltd.	Cayman Islands	2007/10/08
00757	Solargiga Energy Holdings Ltd.	Cayman Islands	2008/03/31
01166	Solartech International Holdings Ltd.	Bermuda	1996/12/12
02878	Solomon Systech (International) Ltd.	Cayman Islands	2004/04/08
00967	Sound Global Ltd.	Singapore	2010/09/30
00878	Soundwill Holdings Ltd.	Bermuda	1997/03/21
00619	South China Financial Holdings Ltd.	Hong Kong	1993/07/16
00413	South China Holdings Co. Ltd.	Cayman Islands	1987/06/16
00076	South Sea Petroleum Holdings Ltd.	Hong Kong	1984/09/24
00252	Southeast Asia Properties & Finance Ltd.	Hong Kong	n.a.
01878	SouthGobi Resources Ltd.	Canada	2010/01/29
00812	Southwest Securities International Securities Ltd.	Bermuda	2002/01/30
00970	Sparkle Roll Group Ltd.	Bermuda	1997/09/18
00540	Speedy Global Holdings Ltd.	Cayman Islands	2013/01/15
01700	Springland International Holdings Ltd.	Cayman Islands	2010/10/21
01251	SPT Energy Group Inc.	Cayman Islands	2011/12/23
01207	SRE Group Ltd.	Bermuda	1999/12/10
02005	SSY Group Ltd.	Cayman Islands	2005/12/20
02888	Standard Chartered PLC	England	2002/10/31
01560	Star Properties Group (Cayman Islands) Ltd.	Cayman Islands	2016/07/13
00403	Starlite Holdings Ltd.	Bermuda	1993/03/03
01836	Stella International Holdings Ltd.	Cayman Islands	2007/07/06
00084	Stelux Holdings International Ltd.	Bermuda	1972/10/02
00852	Strong Petrochemical Holdings Ltd.	Cayman Islands	2009/01/12
00211	Styland Holdings Ltd.	Bermuda	1991/12/05
01182	Success Dragon International Holdings Ltd.	Bermuda	1994/10/17
00487	Success Universe Group Ltd.	Bermuda	1988/05/03
01430	Suchuang Gas Corporation Ltd.	Cayman Islands	2015/03/11
00912	Suga International Holdings Ltd.	Bermuda	2002/09/18
00102	Summit Ascent Holdings Ltd.	Bermuda	1994/01/10
06808	Sun Art Retail Group Ltd.	Hong Kong	2011/07/27
01383	Sun Century Group Ltd.	Cayman Islands	2007/02/22
00125	Sun Hing Vision Group Holdings Ltd.	Bermuda	1999/05/25
00086	Sun Hung Kai & Co. Ltd.	Hong Kong	1983/10/03
00016	Sun Hung Kai Properties Ltd.	Hong Kong	1972/09/08
00580	Sun.King Power Electronics Group Ltd.	Cayman Islands	2010/10/13
01918	Sunac China Holdings Ltd.	Cayman Islands	2010/10/07
01063	Suncorp Technologies Ltd.	Bermuda	1994/05/10
01568	Sundart Holdings Ltd.	British Virgin Islands	2015/12/29
01771	Sunfonda Group Holdings Ltd.	Cayman Islands	2014/05/15
02382	Sunny Optical Technology (Group) Co. Ltd.	Cayman Islands	2007/06/15
02608	Sunshine 100 China Holdings Ltd.	Cayman Islands	2014/03/13
02012	Sunshine Oilsands Ltd.	Canada	2012/03/01
00188	Sunwah Kingsway Capital Holdings Ltd.	Bermuda	2000/09/15
00058	Sunway International Holdings Ltd.	Bermuda	1999/09/03
01228	Superb Summit International Group Ltd.	Cayman Islands	2001/09/18
00723	Sustainable Forest Holdings Ltd.	Bermuda	1991/07/18
00019	Swire Pacific Ltd.	Hong Kong	n.a.
01972	Swire Properties Ltd.	Hong Kong	2012/01/18
01223	Symphony Holdings Ltd.	Bermuda	1995/03/01
02340	Synergis Holdings Ltd.	Bermuda	2003/10/09
01539	Synergy Group Holdings International Ltd.	Cayman Islands	n.a.
01613	Synertone Communication Corporation	Cayman Islands	2012/04/18
01991	Ta Yang Group Holdings Ltd.	Cayman Islands	2007/06/08
00928	Tack Fiori International Group Ltd.	Cayman Islands	2002/04/29
00088	Tai Cheung Holdings Ltd.	Bermuda	1972/12/11
00146	Tai Ping Carpets International Ltd.	Bermuda	n.a.
00089	Tai Sang Land Development Ltd.	Hong Kong	1973/02/21
00718	Tai United Holdings Ltd.	Bermuda	1995/10/02
00918	Takson Holdings Ltd.	Bermuda	1997/10/15
00760	Talent Property Group Ltd.	Bermuda	1995/08/08
00693	Tan Chong International Ltd.	Bermuda	1998/07/07
01181	Tang Palace (China) Holdings Ltd.	Cayman Islands	2011/04/19
00573	Tao Heung Holdings Ltd.	Cayman Islands	2007/06/29
06161	Target Insurance (Holdings) Ltd.	Hong Kong	2015/01/15

List of listed companies on Main Board (continued)

End of 2016

Code	Company name	Incorporation	Listing date
00621	Taung Gold International Ltd.	Bermuda	1995/12/18
00515	TC Orient Lighting Holdings Ltd.	Cayman Islands	2006/06/23
01136	TCC International Holdings Ltd.	Cayman Islands	1997/10/06
00334	TCL Display Technology Holdings Ltd.	Bermuda	1997/06/18
01070	TCL Multimedia Technology Holdings Ltd.	Cayman Islands	1999/11/26
03823	Tech Pro Technology Development Ltd.	Cayman Islands	2007/09/06
01298	Techcomp (Holdings) Ltd.	Bermuda	2011/12/21
01206	Technovator International Ltd.	Singapore	2011/10/27
00669	Techtronic Industries Co. Ltd.	Hong Kong	1990/12/17
00511	Television Broadcasts Ltd.	Hong Kong	1988/11/23
06880	Tempus Holdings Ltd.	Cayman Islands	2011/12/13
01979	Ten Pao Group Holdings Ltd.	Cayman Islands	2015/12/11
00700	Tencent Holdings Ltd.	Cayman Islands	2004/06/16
06868	Tenfu (Cayman) Holdings Co. Ltd.	Cayman Islands	2011/09/26
01219	Tenwow International Holdings Ltd.	Cayman Islands	2013/09/17
00093	Termbray Industries International (Holdings) Ltd.	Bermuda	1991/10/23
00277	Tern Properties Co. Ltd.	Hong Kong	n.a.
01201	Tesson Holdings Ltd.	Bermuda	1998/06/23
02678	Texhong Textile Group Ltd.	Cayman Islands	2004/12/09
00321	Texwinca Holdings Ltd.	Bermuda	1992/08/06
00577	The 13 Holdings Ltd.	Bermuda	1996/04/25
01339	The People's Insurance Co. (Group) of China Ltd. – H Shares	PRC	2012/12/07
00990	Theme International Holdings Ltd.	Bermuda	1994/01/25
00028	Tian An China Investments Co. Ltd.	Hong Kong	1987/03/18
01980	Tian Ge Interactive Holdings Ltd.	Cayman Islands	2014/07/09
02118	Tian Shan Development (Holding) Ltd.	Cayman Islands	2010/07/15
00266	Tian Teck Land Ltd.	Hong Kong	n.a.
00455	Tianda Pharmaceuticals Ltd.	Cayman Islands	1992/03/30
00609	Tiande Chemical Holdings Ltd.	Cayman Islands	2006/10/27
00826	Tiangong International Co. Ltd.	Cayman Islands	2007/07/26
01619	Tianhe Chemicals Group Ltd.	British Virgin Islands	2014/06/20
01065	Tianjin Capital Environmental Protection Group Co. Ltd.-H Sh	PRC	1994/05/17
00882	Tianjin Development Holdings Ltd.	Hong Kong	1997/12/10
01265	Tianjin Jinran Public Utilities Co. Ltd. – H Shares	PRC	2004/01/09
03382	Tianjin Port Development Holdings Ltd.	Cayman Islands	2006/05/24
00117	Tianli Holdings Group Ltd.	Cayman Islands	2007/12/21
00819	Tianneng Power International Ltd.	Cayman Islands	2007/06/11
00756	Tianyi (Summi) Holdings Ltd.	Cayman Islands	2008/07/10
06836	Tianyun International Holdings Ltd.	British Virgin Islands	2015/07/07
01115	Tibet Water Resources Ltd.	Cayman Islands	2011/06/30
01470	Tic Tac International Holdings Co. Ltd.	Cayman Islands	2015/05/12
02033	Time Watch Investments Ltd.	Cayman Islands	2013/02/05
01327	Time2U International Holding Ltd.	Cayman Islands	2015/01/30
01233	Times Property Holdings Ltd.	Cayman Islands	2013/12/11
00322	Tingyi (Cayman Islands) Holding Corp.	Cayman Islands	1996/02/05
01192	Titan Petrochemicals Group Ltd.	Bermuda	1998/06/17
02283	TK Group (Holdings) Ltd.	Cayman Islands	2013/12/20
02383	TOM Group Ltd.	Cayman Islands	2004/08/04
00258	Tomson Group Ltd.	Cayman Islands	n.a.
01666	Tong Ren Tang Technologies Co. Ltd. – H Shares	PRC	2000/10/31
00698	Tongda Group Holdings Ltd.	Cayman Islands	2000/12/22
01312	Tongfang Kontafarma Holdings Ltd.	Cayman Islands	2012/01/18
01249	Tonly Electronics Holdings Ltd.	Cayman Islands	2013/08/15
00333	Top Form International Ltd.	Bermuda	1991/12/16
03688	Top Spring International Holdings Ltd.	Cayman Islands	2011/03/23
02323	Topsearch International (Holdings) Ltd.	Bermuda	2002/06/21
00850	Tou Rong Chang Fu Group Ltd.	Cayman Islands	2002/11/13
03886	Town Health International Medical Group Ltd.	Bermuda	2000/10/18
01083	Towngas China Co. Ltd.	Cayman Islands	2005/12/08
00903	TPV Technology Ltd.	Bermuda	1999/10/08
00536	Tradelink Electronic Commerce Ltd.	Hong Kong	2005/10/28
00062	Transport International Holdings Ltd.	Bermuda	n.a.
01235	Travel Expert (Asia) Enterprises Ltd.	Cayman Islands	2011/09/29
00696	TravelSky Technology Ltd. – H Shares	PRC	2001/02/07
01300	Trigiant Group Ltd.	Cayman Islands	2012/03/19
00891	Trinity Ltd.	Bermuda	2009/11/03
00458	Tristate Holdings Ltd.	Bermuda	1988/01/06
02468	Trony Solar Holdings Co. Ltd.	Cayman Islands	2010/10/07
00732	Truly International Holdings Ltd.	Cayman Islands	1991/07/29
01986	Tsaker Chemical Group Ltd.	Cayman Islands	2015/07/03
00206	TSC Group Holdings Ltd.	Cayman Islands	2005/11/28
00417	Tse Sui Luen Jewellery (International) Ltd.	Bermuda	1987/06/30
00247	Tsim Sha Tsui Properties Ltd.	Hong Kong	1972/07/20
00168	Tsingtao Brewery Co. Ltd. – H Shares	PRC	1993/07/15
01314	Tsui Wah Holdings Ltd.	Cayman Islands	2012/11/26
00518	Tungtex (Holdings) Co. Ltd.	Hong Kong	1988/12/15
00872	TUS International Ltd.	Cayman Islands	2004/12/09
01483	U Banquet Group Holding Ltd.	Cayman Islands	2013/12/10
00768	UBA Investments Ltd.	Cayman Islands	2000/01/18
02327	U-Home Group Holdings Ltd.	Bermuda	2003/10/14
01468	UKF (Holdings) Ltd.	Cayman Islands	2012/08/24
00722	UMP Healthcare Holdings Ltd.	Cayman Islands	2015/11/27
00690	Uni-Bio Science Group Ltd.	Cayman Islands	2001/11/12
02138	Union Medical Healthcare Ltd.	Cayman Islands	2016/03/11
00220	Uni-President China Holdings Ltd.	Cayman Islands	2007/12/17
00365	Unisplendour Technology (Holdings) Ltd.	Bermuda	2000/10/16

List of listed companies on Main Board (continued)

End of 2016

Code	Company name	Incorporation	Listing date
00486	United Company RUSAL Plc	Jersey	2010/01/27
00467	United Energy Group Ltd.	Bermuda	1992/04/08
03933	United Laboratories International Holdings Ltd., The	Cayman Islands	2007/06/15
00176	United Pacific Industries Ltd.	Bermuda	1994/04/28
00686	United Photovoltaics Group Ltd.	Bermuda	2000/04/13
00913	Unity Investments Holdings Ltd.	Cayman Islands	1999/10/27
02211	Universal Health International Group Holding Ltd.	Cayman Islands	2013/12/12
02666	Universal Medical Fin & Technical Advisory Services Co. Ltd.	Hong Kong	2015/07/08
01026	Universal Technologies Holdings Ltd.	Cayman Islands	2001/10/26
01046	Universe International Financial Holdings Ltd.	Bermuda	1999/07/20
00307	Up Energy Development Group Ltd.	Bermuda	1992/12/02
00335	Upbest Group Ltd.	Cayman Islands	2000/10/18
00627	U-RIGHT International Holdings Ltd.	Bermuda	2000/11/13
01002	V.S. International Group Ltd.	Cayman Islands	2002/02/08
00082	V1 Group Ltd.	Bermuda	1991/10/25
00821	Value Convergence Holdings Ltd.	Hong Kong	2001/04/09
00806	Value Partners Group Ltd.	Cayman Islands	2007/11/22
01036	Vanke Property (Overseas) Ltd.	Cayman Islands	1996/11/08
00015	Vantage International (Holdings) Ltd.	Bermuda	2000/09/08
00710	Varitronix International Ltd.	Bermuda	1991/07/01
02317	Vedan International (Holdings) Ltd	Cayman Islands	2003/06/27
01173	Veeko International Holdings Ltd.	Cayman Islands	1999/04/19
00539	Victory City International Holdings Ltd.	Bermuda	1996/05/13
01139	Victory Group Ltd.	Bermuda	1998/02/16
00422	Vietnam Manufacturing and Export Processing (Holdings) Ltd.	Cayman Islands	2007/12/20
01612	Vincent Medical Holdings Ltd.	Cayman Islands	2016/07/13
03331	Vinda International Holdings Ltd.	Cayman Islands	2007/07/10
01565	Vircend Education Co. Ltd.	Cayman Islands	2016/01/15
01315	Vision Fame International Holding Ltd.	Cayman Islands	2012/01/18
00862	Vision Values Holdings Ltd.	Cayman Islands	1998/10/14
06133	Vital Mobile Holdings Ltd.	Cayman Islands	2015/06/26
00345	Vitasoy International Holdings Ltd.	Hong Kong	1994/03/30
00318	Vongroup Ltd.	Cayman Islands	2001/10/09
01608	VPower Group International Holdings Ltd.	Cayman Islands	2016/11/24
00856	VST Holdings Ltd.	Cayman Islands	2002/05/09
00303	VTech Holdings Ltd.	Bermuda	1992/11/05
00278	Wah Ha Realty Co. Ltd.	Hong Kong	1972/04/24
01305	Wai Chi Holdings Co. Ltd.	Cayman Islands	2014/11/18
01013	Wai Chun Group Holdings Ltd.	Bermuda	1997/02/03
00660	Wai Chun Mining Industry Group Co. Ltd.	Cayman Islands	1993/02/05
00610	Wai Kee Holdings Ltd.	Bermuda	1992/08/28
00897	Wai Yuen Tong Medicine Holdings Ltd.	Bermuda	1997/10/31
01386	Walker Group Holdings Ltd.	Cayman Islands	2007/06/07
01718	Wan Kei Group Holdings Ltd.	Cayman Islands	2015/08/11
00169	Wanda Hotel Development Co. Ltd.	Bermuda	2002/06/04
01222	Wang On Group Ltd.	Bermuda	1995/02/28
01243	Wang On Properties Ltd.	Bermuda	2016/04/12
01400	Wang Tai Holdings Ltd.	Cayman Islands	2014/04/25
03939	Wanguo International Mining Group Ltd.	Cayman Islands	2012/07/10
00401	Wanjia Group Holdings Ltd.	Cayman Islands	2013/10/11
00151	Want Want China Holdings Ltd.	Cayman Islands	2008/03/26
03393	Wasion Group Holdings Ltd.	Cayman Islands	2005/12/19
01161	Water Oasis Group Ltd.	Cayman Islands	2002/03/11
02338	Weichai Power Co. Ltd. – H Shares	PRC	2004/03/11
02698	Weiqiao Textile Co. Ltd. – H Shares	PRC	2003/09/24
01570	Weiyee Holdings Ltd.	Singapore	2016/04/06
00382	Welling Holding Ltd.	Hong Kong	1993/12/20
02120	Wenzhou Kangning Hospital Co., Ltd. – H Shares	PRC	2015/11/20
02233	West China Cement Ltd.	Jersey	2010/08/23
00288	WH Group Ltd.	Cayman Islands	2014/08/05
00004	Wharf (Holdings) Ltd., The	Hong Kong	n.a.
00020	Wheelock and Co. Ltd.	Hong Kong	n.a.
00854	Willas-Array Electronics (Holdings) Ltd.	Bermuda	2013/12/06
03322	Win Hanverky Holdings Ltd.	Cayman Islands	2006/09/06
00287	Winfair Investment Co. Ltd.	Hong Kong	n.a.
00183	Winfull Group Holdings Ltd.	Cayman Islands	2007/09/05
00864	Wing Lee Property Investments Ltd.	Bermuda	2013/03/19
00289	Wing On Company International Ltd.	Bermuda	n.a.
00369	Wing Tai Properties Ltd.	Bermuda	1973/02/07
06838	Winox Holdings Ltd.	Cayman Islands	2011/07/20
00209	Winshine Science Co. Ltd.	Bermuda	2002/03/06
01661	Wisdom Sports Group	Cayman Islands	2013/07/11
02236	Wison Engineering Services Co. Ltd.	Cayman Islands	2012/12/28
01260	Wonderful Sky Financial Group Holdings Ltd.	Cayman Islands	2012/03/30
00099	Wong's International Holdings Ltd.	Bermuda	1983/12/15
00532	Wong's Kong King International (Holdings) Ltd.	Bermuda	1989/07/10
00713	World Houseware (Holdings) Ltd.	Cayman Islands	1993/04/15
00305	Wuling Motors Holdings Ltd.	Bermuda	1992/11/23
01289	Wuxi Sunlit Science and Technology Co. Ltd. – H Shares	PRC	2014/11/11
01889	Wuyi International Pharmaceutical Co. Ltd.	Cayman Islands	2007/02/01
01369	Wuzhou International Holdings Ltd.	Cayman Islands	2013/06/13
01128	Wynn Macau, Ltd.	Cayman Islands	2009/10/09
00520	Xiabuxiabu Catering Management (China) Holdings Co., Ltd.	Cayman Islands	2014/12/17
03378	Xiamen International Port Co. Ltd. – H Shares	PRC	2005/12/19
03666	Xiao Nan Guo Restaurants Holdings Ltd.	Cayman Islands	2012/07/04
03663	Xiezhong International Holdings Ltd.	Cayman Islands	2012/06/18

List of listed companies on Main Board (continued)

End of 2016

Code	Company name	Incorporation	Listing date
01148	Xinchen China Power Holdings Ltd.	Cayman Islands	2013/03/13
01899	Xingda International Holdings Ltd.	Cayman Islands	2006/12/21
00098	Xingfa Aluminium Holdings Ltd.	Cayman Islands	2008/03/31
00309	Xinhua News Media Holdings Ltd.	Cayman Islands	2003/07/25
00811	Xinhua Winshare Publishing and Media Co., Ltd. - H Shares	PRC	2007/05/30
02208	Xinjiang Goldwind Science & Technology Co., Ltd. - H Shares	PRC	2010/10/08
00840	Xinjiang Tianye Water Saving Irrigation System Co Ltd -H Shs	PRC	2008/01/24
03833	Xinjiang Xinxin Mining Industry Co., Ltd. - H Shares	PRC	2007/10/12
02699	Xinming China Holdings Ltd.	Cayman Islands	2015/07/06
01799	Xinte Energy Co., Ltd. - H Shares	PRC	2015/12/30
00868	Xinyi Glass Holdings Ltd.	Cayman Islands	2005/02/03
00968	Xinyi Solar Holdings Ltd.	Cayman Islands	2013/12/12
02088	Xiwang Property Holdings Co. Ltd.	Bermuda	2005/12/09
01266	Xiwang Special Steel Co. Ltd.	Hong Kong	2012/02/23
01368	Xtep International Holdings Ltd.	Cayman Islands	2008/06/03
00075	Y. T. Realty Group Ltd.	Bermuda	1984/11/12
01585	Yadea Group Holdings Ltd.	Cayman Islands	2016/05/19
01480	Yan Tat Group Holdings Ltd.	Cayman Islands	2014/12/08
00346	Yanchang Petroleum International Ltd.	Bermuda	2001/04/19
06869	Yangtze Optical Fibre and Cable Joint Stock Ltd. Co. - H Shs	PRC	2014/12/10
00294	Yangtzekiang Garment Ltd.	Hong Kong	n.a.
02218	Yantai North Andre Juice Co. Ltd. - H Shares	PRC	2003/04/22
01171	Yanzhou Coal Mining Co. Ltd. - H Shares	PRC	1998/04/01
01230	Yashili International Holdings Ltd.	Cayman Islands	2010/11/01
03708	Yat Sing Holdings Ltd.	Cayman Islands	2015/01/14
00406	Yau Lee Holdings Ltd.	Bermuda	1991/08/29
01662	Yee Hop Holdings Ltd.	Cayman Islands	2015/12/18
00259	Yeebo (International Holdings) Ltd.	Bermuda	1993/09/01
02393	Yestar International Holdings Co. Ltd.	Cayman Islands	2013/10/11
00375	YGM Trading Ltd.	Hong Kong	1988/01/25
02213	Yi Hua Holdings Ltd.	Cayman Islands	2013/12/11
01558	YiChang HEC ChangJiang Pharmaceutical Co., Ltd. - H Shares	PRC	2015/12/29
03639	Yida China Holdings Ltd.	Cayman Islands	2014/06/27
01579	Yihai International Holding Ltd.	Cayman Islands	2016/07/13
02168	Yingde Gases Group Co. Ltd.	Cayman Islands	2009/10/08
00408	Yip's Chemical Holdings Ltd.	Cayman Islands	1991/08/22
03608	Yongsheng Advanced Materials Co. Ltd.	Cayman Islands	2013/11/27
02788	Yorkey Optical International (Cayman) Ltd.	Cayman Islands	2006/02/10
01048	Yorkshine Holdings Ltd.	Singapore	2010/12/06
02268	Youyuan International Holdings Ltd.	Cayman Islands	2010/05/27
00332	Yuan Heng Gas Holdings Ltd.	Bermuda	1992/09/25
02789	Yuanda China Holdings Ltd.	Cayman Islands	2011/05/17
01431	YuanShengTai Dairy Farm Ltd.	Bermuda	2013/11/26
00629	Yue Da Mining Holdings Ltd.	Cayman Islands	2001/11/29
00551	Yue Yuen Industrial (Holdings) Ltd.	Bermuda	1992/07/02
01191	Yueshou Environmental Holdings Ltd.	Bermuda	1994/10/26
00123	Yuexiu Property Co. Ltd.	Hong Kong	1992/12/15
01052	Yuexiu Transport Infrastructure Ltd.	Bermuda	1997/01/30
00613	Yugang International Ltd.	Bermuda	1993/11/12
02728	Yuhua Energy Holdings Ltd.	Cayman Islands	2005/07/14
00376	Yunfeng Financial Group Ltd.	Hong Kong	1987/07/17
06839	Yunnan Water Investment Co., Ltd. - H Shares	PRC	2015/05/27
00096	Yusei Holdings Ltd.	Cayman Islands	2005/10/13
01628	Yuzhou Properties Co. Ltd.	Cayman Islands	2009/11/02
02098	Zall Group Ltd.	Cayman Islands	2011/07/13
00185	ZH International Holdings Ltd.	Hong Kong	1972/12/20
01818	Zhaojin Mining Industry Co. Ltd. - H Shares	PRC	2006/12/08
00576	Zhejiang Expressway Co. Ltd. - H Shares	PRC	1997/05/15
01057	Zhejiang Shibao Co. Ltd. - H Shares	PRC	2006/05/16
01527	Zhejiang Tengy Environmental Technology Co., Ltd. - H Shares	PRC	2015/10/12
03363	Zhengye International Holdings Co. Ltd.	Bermuda	2011/06/03
00564	Zhengzhou Coal Mining Machinery Group Co. Ltd. - H Shares	PRC	2012/12/05
01220	Zhidao International (Holdings) Ltd.	Bermuda	1997/09/23
00672	Zhong An Real Estate Ltd.	Cayman Islands	2007/11/13
01538	Zhong Ao Home Group Ltd.	Cayman Islands	2015/11/25
00475	Zhong Fa Zhan Holdings Ltd.	Cayman Islands	2007/04/17
01064	Zhong Hua International Holdings Ltd.	Bermuda	1997/10/13
00909	Zhongda International Holdings Ltd.	Bermuda	2001/11/01
00881	Zhongsheng Group Holdings Ltd.	Cayman Islands	2010/03/26
02379	Zhongtian International Ltd.	Cayman Islands	2004/09/22
03633	Zhongyu Gas Holdings Ltd.	Cayman Islands	2001/06/05
03737	Zhongzhi Pharmaceutical Holdings Ltd.	Cayman Islands	2015/07/13
01458	Zhou Hei Ya International Holdings Co. Ltd.	Cayman Islands	2016/11/11
01176	Zhuguang Holdings Group Co. Ltd.	Bermuda	1996/12/09
00908	Zhuhai Holdings Investment Group Ltd.	Bermuda	1998/05/26
03898	Zhuzhou CRRC Times Electric Co., Ltd. - H Shares	PRC	2006/12/20
02899	Zijin Mining Group Co., Ltd. - H Shares	PRC	2003/12/23
00948	Z-Obee Holdings Ltd.	Bermuda	2010/03/01
01157	Zoomlion Heavy Industry Science and Technology Co., Ltd.-H Sh	PRC	2010/12/23
00763	ZTE Corporation - H Shares	PRC	2004/12/09
06866	Zuoli Kechuang Micro-finance Co. Ltd. - H Shares	PRC	2015/01/13

n.a. Information is not available

List of listed companies on GEM

End of 2016

Code	Company name	Incorporation	Listing date
08251	A.Plus Group Holdings Ltd.	Cayman Islands	2016/04/19
08131	abc Multiactive Ltd.	Bermuda	2001/01/31
08061	AcrossAsia Ltd.	Cayman Islands	2000/07/13
08279	AGTech Holdings Ltd.	Bermuda	2004/01/19
08290	Ahsay Backup Software Development Co. Ltd.	Cayman Islands	2015/10/08
08088	AID Partners Technology Holdings Ltd.	Cayman Islands	2000/04/17
08360	AL Group Ltd.	Cayman Islands	2016/07/12
08320	Allied Sustainability & Environmental Consultants Group Ltd.	Cayman Islands	2016/10/17
08149	Altus Holdings Ltd.	Cayman Islands	2016/10/17
08353	Anacle Systems Ltd.	Singapore	2016/12/16
08025	Asian Capital Resources (Holdings) Ltd.	Cayman Islands	1999/12/16
08333	Astrum Financial Holdings Ltd.	Cayman Islands	2016/07/14
08148	Aurum Pacific (China) Group Ltd.	Cayman Islands	2004/01/09
08216	Bamboos Health Care Holdings Ltd.	Cayman Islands	2014/07/08
08095	Beijing Beida Jade Bird Universal Sci-Tech Co. Ltd. – H Shs	PRC	2000/07/27
08138	Beijing Tong Ren Tang Chinese Medicine Co. Ltd.	Hong Kong	2013/05/07
08220	Bingo Group Holdings Ltd.	Cayman Islands	2002/11/12
08247	Biosino Bio-Technology and Science Incorporation – H Shares	PRC	2006/02/27
08239	Capital Finance Holdings Ltd.	Bermuda	2002/11/15
08235	CCID Consulting Co. Ltd. – H Shares	PRC	2002/12/12
08212	Celebrate International Holdings Ltd.	Cayman Islands	2002/05/14
08016	Changhong Jiahua Holdings Ltd.	Bermuda	2000/01/24
08087	China 33 Media Group Ltd.	Cayman Islands	2011/02/28
08090	China Assurance Finance Group Ltd.	Cayman Islands	2012/01/06
08255	China Binary Sale Technology Ltd.	Cayman Islands	2013/12/04
08129	China Bio Cassava Holdings Ltd.	Cayman Islands	2001/05/18
08182	China Candy Holdings Ltd.	Cayman Islands	2015/11/11
08270	China CBM Group Co. Ltd.	Bermuda	2003/08/12
08120	China Demeter Financial Investments Ltd.	Bermuda	2001/04/10
08175	China Digital Culture (Group) Ltd.	Bermuda	2003/02/25
08280	China Digital Video Holdings Ltd.	Cayman Islands	2016/06/27
08166	China Eco-Farming Ltd.	Bermuda	2002/02/05
08055	China E-Learning Group Ltd.	Cayman Islands	2001/12/05
08116	China Fortune Investments (Holding) Ltd.	Cayman Islands	2000/07/25
08281	China Golden Classic Group Ltd.	Cayman Islands	2016/07/08
08128	China Ground Source Energy Industry Group Ltd.	Cayman Islands	2001/11/30
08312	China Hanya Group Holdings Ltd.	Cayman Islands	2010/11/25
08225	China Health Group Inc.	Cayman Islands	2003/07/10
08407	China Industrial Securities Int'l Financial Group Ltd.	Cayman Islands	2016/10/20
08178	China Information Technology Development Ltd.	Cayman Islands	2001/12/11
08083	China Innovationpay Group Ltd.	Bermuda	2000/04/14
08071	China Netcom Technology Holdings Ltd.	Cayman Islands	2001/03/02
08306	China Nonferrous Metals Co. Ltd.	Bermuda	2005/02/28
08047	China Ocean Fishing Holdings Ltd.	Bermuda	2001/11/01
08132	China Oil Gangran Energy Group Holdings Ltd.	Cayman Islands	2011/05/18
08361	China Parenting Network Holdings Ltd.	Cayman Islands	2015/07/08
08117	China Primary Energy Holdings Ltd.	Cayman Islands	2001/12/13
08158	China Regenerative Medicine International Ltd.	Cayman Islands	2001/07/18
08325	China Smartpay Group Holdings Ltd.	Cayman Islands	2009/08/28
08111	China Technology Solar Power Holdings Ltd.	Cayman Islands	2001/01/03
08171	China Trends Holdings Ltd.	Cayman Islands	2002/07/31
08156	China Vanguard Group Ltd.	Cayman Islands	2002/11/12
08230	China Yu Tian Holdings Ltd.	Cayman Islands	2015/12/29
08009	Chinese Energy Holdings Ltd.	Hong Kong	2000/03/31
08272	Chinese Food and Beverage Group Ltd.	Cayman Islands	2003/06/27
08089	Chinese Strategic Holdings Ltd.	Bermuda	2000/05/18
08318	Ching Lee Holdings Ltd.	Cayman Islands	2016/03/29
08233	CIG Yangtze Ports PLC	Cayman Islands	2005/09/16
08051	CircuTech International Holdings Ltd.	Cayman Islands	2001/05/08
08098	CL Group (Holdings) Ltd.	Cayman Islands	2011/03/08
08232	Classified Group (Holdings) Ltd.	Cayman Islands	2016/07/11
08278	CMON Ltd.	Cayman Islands	2016/12/02
08356	CNC Holdings Ltd.	Cayman Islands	2010/08/30
08153	Code Agriculture (Holdings) Ltd.	Bermuda	2001/03/30
08190	Combust Holdings Ltd.	Cayman Islands	2002/02/08
08368	Creative China Holdings Ltd.	Cayman Islands	2015/11/18
08207	Credit China FinTech Holdings Ltd.	Cayman Islands	2010/11/19
08310	Dafeng Port Heshun Technology Co. Ltd.	Cayman Islands	2013/08/22
08243	Dahe Media Co. Ltd. – H Shares	PRC	2003/11/13
08268	Deson Construction International Holdings Ltd.	Cayman Islands	2015/01/08
08056	Dining Concepts Holdings Ltd.	Cayman Islands	2016/08/05
08337	Directel Holdings Ltd.	Cayman Islands	2010/06/02
08086	DX.com Holdings Ltd.	Bermuda	2000/08/02
08222	E Lighting Group Holdings Ltd.	Cayman Islands	2014/09/29
08079	Easy Repay Finance & Investment Ltd.	Bermuda	2001/10/15
08218	Echo International Holdings Group Ltd.	Cayman Islands	2013/10/11
08169	Eco-Tek Holdings Ltd.	Cayman Islands	2001/12/05
08062	EFT Solutions Holdings Ltd.	Cayman Islands	2016/12/15
08213	Epicurean and Co., Ltd.	Cayman Islands	2003/03/18
08031	ETS Group Ltd.	Cayman Islands	2012/01/09
08187	Ever Smart International Holdings Ltd.	Cayman Islands	2016/05/30
08022	Evershine Group Holdings Ltd.	Hong Kong	2001/08/13
08319	Expert Systems Holdings Ltd.	Cayman Islands	2016/04/12
08248	FDB Holdings Ltd.	Cayman Islands	2015/09/30
08331	Feishang Non-metal Materials Technology Ltd.	Cayman Islands	2015/12/29
08317	Finet Group Ltd.	Bermuda	2005/01/07
08018	Finsoft Financial Investment Holdings Ltd.	Cayman Islands	2013/09/26

List of listed companies on GEM (continued)

End of 2016

Code	Company name	Incorporation	Listing date
08345	Fire Rock Holdings Ltd.	Cayman Islands	2016/02/18
08123	First China Financial Network Holdings Ltd.	Cayman Islands	2002/01/11
08215	First Credit Finance Group Ltd.	Bermuda	2011/12/13
08030	Flying Financial Service Holdings Ltd.	Cayman Islands	2012/05/07
08112	Focus Media Network Ltd.	Cayman Islands	2011/07/28
08179	Food Idea Holdings Ltd.	Cayman Islands	2011/07/08
08366	Fraser Holdings Ltd.	Cayman Islands	2015/11/02
08229	Future Data Group Ltd.	Cayman Islands	2016/07/08
08126	G.A. Holdings Ltd.	Cayman Islands	2002/06/17
08282	Gameone Holdings Ltd.	Cayman Islands	2016/01/13
08100	GET Holdings Ltd.	Bermuda	2001/12/31
08271	Global Digital Creations Holdings Ltd.	Bermuda	2003/08/04
08192	Global Energy Resources International Group Ltd.	Bermuda	2002/11/29
08060	Global Link Communications Holdings Ltd.	Cayman Islands	2002/11/13
08063	Global Mastermind Holdings Ltd.	Cayman Islands	2000/12/07
08007	Global Strategic Group Ltd.	Cayman Islands	2000/04/17
08059	Glory Flame Holdings Ltd.	Cayman Islands	2014/08/15
08159	Glory Mark Hi-Tech (Holdings) Ltd.	Bermuda	2002/01/04
08240	Goal Forward Holdings Ltd.	Cayman Islands	2016/10/13
08266	Gold Tat Group International Ltd.	Cayman Islands	2003/05/09
08038	Golden Power Group Holdings Ltd.	Cayman Islands	2015/06/05
08160	Goldway Education Group Ltd.	Cayman Islands	2016/12/02
08108	Grand Peace Group Holdings Ltd.	Bermuda	2000/07/14
08299	Grand T G Gold Holdings Ltd.	Cayman Islands	2004/09/23
08196	Great Water Holdings Ltd.	Cayman Islands	2015/12/09
08003	Great World Company Holdings Ltd.	Cayman Islands	1999/12/02
08193	GreaterChina Professional Services Ltd.	Cayman Islands	2011/05/31
08308	Gudou Holdings Ltd.	Cayman Islands	2016/12/09
08121	Guru Online (Holdings) Ltd.	Cayman Islands	2015/05/29
08261	Haitian Energy International Ltd.	Cayman Islands	2012/07/06
08019	Hao Wen Holdings Ltd.	Cayman Islands	2001/07/20
08046	Heng Xin China Holdings Ltd.	Bermuda	2003/04/16
08113	Hi-Level Technology Holdings Ltd.	Cayman Islands	2016/01/07
08078	HMV Digital China Group Ltd.	Bermuda	2000/12/19
08137	Honbridge Holdings Ltd.	Cayman Islands	2002/01/08
08085	Hong Kong Life Sciences and Technologies Group Ltd.	Cayman Islands	2002/03/07
08191	Hong Wei (Asia) Holdings Co. Ltd.	Hong Kong	2014/01/08
08343	HongGuang Lighting Holdings Co. Ltd.	Cayman Islands	2016/12/30
08143	Hua Xia Healthcare Holdings Ltd.	Cayman Islands	2002/05/10
08359	Hypebeast Ltd.	Cayman Islands	2016/04/11
08355	i-Control Holdings Ltd.	Cayman Islands	2015/05/27
08202	Inno-Tech Holdings Ltd.	Bermuda	2002/08/12
08081	Interactive Entertainment China Cultural Technology Inv Ltd.	Bermuda	2000/06/19
08186	IR Resources Ltd.	Bermuda	2001/12/31
08092	ITE (Holdings) Ltd.	Cayman Islands	2001/02/21
08035	Janco Holdings Ltd.	Cayman Islands	2016/10/07
08133	Jete Power Holdings Ltd.	Cayman Islands	2015/04/30
08101	Jia Meng Holdings Ltd.	Cayman Islands	2013/10/15
08165	Jian ePayment Systems Ltd.	Cayman Islands	2001/12/10
08045	Jiangsu Nandasoft Technology Co. Ltd. - H Shares	PRC	2001/04/24
08049	Jilin Province Huinan Changlong Bio-pharmacy Co. Ltd. -H shs	PRC	2001/05/24
08411	K W Nelson Interior Architect Group Ltd.	Cayman Islands	2016/12/08
08203	Kaisun Energy Group Ltd.	Cayman Islands	2004/01/20
08125	Kate China Holdings Ltd.	Hong Kong	2014/07/18
08070	Keen Ocean International Holding Ltd.	Cayman Islands	2016/02/24
08315	King Force Group Holdings Ltd.	Cayman Islands	2014/08/20
08109	Kirin Group Holdings Ltd.	Bermuda	2002/01/31
08039	KNK Holdings Ltd.	Cayman Islands	2016/12/12
08181	Kong Shum Union Property Management (Holding) Ltd.	Cayman Islands	2013/10/11
08141	KPa-BM Holdings Ltd.	Cayman Islands	2015/10/08
08027	KPM Holding Ltd.	Cayman Islands	2015/07/10
08170	KSL Holdings Ltd.	Cayman Islands	2014/12/05
08077	KVB Kunlun Financial Group Ltd.	Cayman Islands	2013/07/03
08023	Kwong Man Kee Group Ltd.	Cayman Islands	2016/10/13
08195	L & A International Holdings Ltd.	Cayman Islands	2014/10/10
08172	Lajin Entertainment Network Group Ltd.	Bermuda	2002/03/26
08369	Lap Kei Engineering (Holdings) Ltd.	Cayman Islands	2015/09/25
08351	Larry Jewelry International Co. Ltd.	Bermuda	2009/10/07
08102	Li Bao Ge Group Ltd.	Cayman Islands	2016/06/30
08267	Linekong Interactive Group Co., Ltd.	Cayman Islands	2014/12/30
08237	Link Holdings Ltd.	Cayman Islands	2014/07/07
08162	Loco Hong Kong Holdings Ltd.	Hong Kong	2014/08/05
08217	Luen Wong Group Holdings Ltd.	Cayman Islands	2016/04/12
08052	Luk Hing Entertainment Group Holdings Ltd.	Cayman Islands	2016/11/11
08041	Luxey International (Holdings) Ltd.	Cayman Islands	2000/07/07
08057	Madison Wine Holdings Ltd.	Cayman Islands	2015/10/08
08075	Media Asia Group Holdings Ltd.	Bermuda	2001/05/31
08307	Medicskin Holdings Ltd.	Cayman Islands	2014/12/18
08161	MediNet Group Ltd.	Cayman Islands	2016/05/31
08242	Megalologic Technology Holdings Ltd.	Cayman Islands	2012/01/19
08198	MelcoLot Ltd.	Cayman Islands	2002/05/17
08163	Merdeka Financial Services Group Ltd.	Cayman Islands	2002/03/07
08147	Millennium Pacific Group Holdings Ltd.	Cayman Islands	2014/07/18
08228	National Arts Entertainment and Culture Group Ltd.	Bermuda	2002/10/17
08167	Neo Telemedia Ltd.	Cayman Islands	2002/08/06
08256	Netel Technology (Holdings) Ltd.	Cayman Islands	2002/12/20
08080	North Asia Strategic Holdings Ltd.	Bermuda	2000/04/20

List of listed companies on GEM (continued)

End of 2016

Code	Company name	Incorporation	Listing date
08197	Northeast Tiger Pharmaceutical Co. Ltd. – H Shares	PRC	2002/02/28
08246	Northern New Energy Holdings Ltd.	Cayman Islands	2011/12/30
08093	Odella Leather Holdings Ltd.	Cayman Islands	2015/02/12
08245	On Real International Holdings Ltd.	Cayman Islands	2015/09/30
08001	Orient Securities International Holdings Ltd.	Cayman Islands	2014/01/15
08067	Oriental University City Holdings (H.K.) Ltd.	Hong Kong	2015/01/16
08316	Pak Wing Group (Holdings) Ltd.	Cayman Islands	2015/08/10
08311	Perfect Optronics Ltd.	Cayman Islands	2014/02/07
08231	PFC Device Inc.	Cayman Islands	2016/10/07
08066	Phoenitron Holdings Ltd.	Cayman Islands	2001/12/20
08097	Pinestone Captial Ltd.	Cayman Islands	2015/06/12
08053	Pizu Group Holdings Ltd.	Cayman Islands	2004/08/06
08011	Polyard Petroleum International Group Ltd.	Cayman Islands	2002/07/12
08236	Powerleader Science & Technology Group Ltd. – H Shares	PRC	2002/12/12
08265	Powerwell Pacific Holdings Ltd.	Bermuda	2011/01/26
08201	PPS International (Holdings) Ltd.	Cayman Islands	2013/06/17
08026	Prosten Health Holdings Ltd.	Cayman Islands	2000/03/28
08177	REF Holdings Ltd.	Cayman Islands	2015/09/25
08072	Roma Group Ltd.	Cayman Islands	2013/02/25
08300	Royal Catering Group Holdings Co. Ltd.	Cayman Islands	2016/08/08
08037	Rui Kang Pharmaceutical Group Investments Ltd.	Bermuda	2004/06/17
08096	Ruifeng Petroleum Chemical Holdings Ltd.	Cayman Islands	2002/02/27
08082	Sage International Group Ltd.	Bermuda	2001/11/02
08200	Sau San Tong Holdings Ltd.	Cayman Islands	2003/11/19
08363	SDM Group Holdings Ltd.	Cayman Islands	2014/10/14
08150	Seamless Green China (Holdings) Ltd.	Bermuda	2001/08/10
08127	Season Pacific Holdings Ltd.	Cayman Islands	2015/10/07
08258	Shaanxi Northwest New Technology Industry Co. Ltd. -H Shares	PRC	2003/07/03
08058	Shandong Luoxin Pharmaceutical Group Stock Co., Ltd. – H Shs	PRC	2005/12/09
08205	Shanghai Jiaoda Withub Information Industrial Co Ltd – H Shs	PRC	2002/07/31
08115	Shanghai Qingpu Fire-Fighting Equipment Co. Ltd. – H Shares	PRC	2004/06/30
08286	Shanxi Changcheng Microlight Equipment Co. Ltd. – H Shares	PRC	2004/05/18
08206	Shentong Robot Education Group Co. Ltd.	Cayman Islands	2002/11/15
08301	Shenzhen Mingwah Aohan High Technology Corp. Ltd. – H Shares	PRC	2004/07/07
08329	Shenzhen Neptunus Interlong Bio-Technique Co. Ltd. -H Shares	PRC	2005/09/12
08250	Silk Road Energy Services Group Ltd.	Cayman Islands	2004/06/18
08076	Sing Lee Software (Group) Ltd.	Bermuda	2001/09/05
08352	Sing On Holdings Ltd.	Cayman Islands	2016/12/16
08293	SingAsia Holdings Ltd.	Cayman Islands	2016/07/15
08006	Sino Splendid Holdings Ltd.	Cayman Islands	2000/03/09
08296	Sino-Life Group Ltd.	Cayman Islands	2009/09/09
08176	SkyNet Group Ltd.	Bermuda	2002/02/19
08155	South China Assets Holdings Ltd.	Cayman Islands	2002/07/18
08277	Steed Oriental (Holdings) Co. Ltd.	Cayman Islands	2015/02/23
08029	Sun International Resources Ltd.	Cayman Islands	2000/12/14
08008	Sunvision Holdings Ltd.	Cayman Islands	2000/03/17
08226	Sunrise (China) Technology Group Ltd.	Cayman Islands	2002/07/19
08262	Super Strong Holdings Ltd.	Cayman Islands	2016/03/30
08321	Tai Kam Holdings Ltd.	Cayman Islands	2016/10/28
08336	Telecom Digital Holdings Ltd.	Cayman Islands	2014/05/30
08145	Telecom Service One Holdings Ltd.	Cayman Islands	2013/05/30
08346	TEM Holdings Ltd.	Cayman Islands	2016/05/18
08122	Thelloy Development Group Ltd.	Cayman Islands	2015/10/09
08119	Thiz Technology Group Ltd.	Cayman Islands	2001/07/27
08348	Tianjin Binhai Teda Logistics (Group) Corporation Ltd.-H Shs	PRC	2008/04/30
08189	Tianjin TEDA Biomedical Engineering Co. Ltd. – H Shares	PRC	2002/06/18
08028	Timeless Software Ltd.	Hong Kong	1999/11/25
08326	Tonking New Energy Group Holdings Ltd.	Cayman Islands	2013/11/21
08327	Top Dynamic International Holdings Ltd.	Cayman Islands	2015/10/09
08103	Trillion Grand Corporate Co. Ltd.	Cayman Islands	2000/09/08
08173	Union Asia Enterprise Holdings Ltd.	Cayman Islands	2002/05/09
08020	Unitas Holdings Ltd.	Cayman Islands	2011/10/12
08340	Vinco Financial Group Ltd.	Cayman Islands	2008/05/20
08032	Viva China Holdings Ltd.	Cayman Islands	2000/04/06
08342	Vixtel Technologies Holdings Ltd.	Cayman Islands	2016/12/15
08033	Vodatel Networks Holdings Ltd.	Bermuda	2000/02/25
08269	Wealth Glory Holdings Ltd.	Cayman Islands	2010/10/14
08238	Winto Group (Holdings) Ltd.	Cayman Islands	2015/02/16
08021	WLS Holdings Ltd.	Bermuda	2001/12/07
08292	Worldgate Global Logistics Ltd.	Cayman Islands	2016/07/06
08012	World-Link Logistics (Asia) Holding Ltd.	Cayman Islands	2015/12/29
08227	Xi'an Haitian Antenna Holdings Co., Ltd. – H Shares	PRC	2003/11/05
08328	Xinyi Automobile Glass Hong Kong Enterprises Ltd.	Cayman Islands	2016/07/11
08260	Yin He Holdings Ltd.	Cayman Islands	2013/04/10
08048	Yu Tak International Holdings Ltd.	Bermuda	2000/06/30
08050	Yunbo Digital Synergy Group Ltd.	Cayman Islands	2000/07/24
08005	Yuxing InfoTech Investment Holdings Ltd.	Bermuda	2000/01/31
08106	Zheda Lande Scitech Ltd. – H Shares	PRC	2002/05/03
08139	Zhejiang Chang'an Renheng Technology Co., Ltd. – H Shares	PRC	2015/01/16
08273	Zhejiang Prospect Co. Ltd. – H Shares	PRC	2004/02/18
08249	Zhejiang RuiYuan Intelligent Control Technology Co. Ltd.-H Shs	PRC	2003/11/14
08211	Zhejiang Yonglong Enterprises Co. Ltd. – H Shares	PRC	2002/11/08
08283	Zheng Li Holdings Ltd.	Cayman Islands	2016/11/08
08130	Zhi Cheng Holdings Ltd.	Bermuda	2002/08/26
08135	ZMFY Automobile Glass Services Ltd.	Cayman Islands	2013/09/03
08295	ZZ Capital International Ltd.	Cayman Islands	2010/06/18

List of exchange traded funds

End of 2016

Code	Name	Listing date
02819	ABF Hong Kong Bond Index Fund	2005/06/21
02821	ABF Pan Asia Bond Index Fund	2005/07/07
02843	AMUNDI FTSE China A50 Index ETF	2016/10/31
82843	AMUNDI FTSE China A50 Index ETF	2016/10/31
03012	AMUNDI Hang Seng HK 35 Index ETF	2016/04/12
83012	AMUNDI Hang Seng HK 35 Index ETF	2016/04/12
03145	BMO Asia High Dividend ETF	2014/11/13
03141	BMO Asia USD Investment Grade Bond ETF	2014/11/13
03143	BMO Hong Kong Banks ETF	2014/11/13
03121	BMO MSCI Asia Pacific Real Estate ETF	2016/02/18
03165	BMO MSCI Europe Quality Hedged to USD ETF	2016/02/18
03160	BMO MSCI Japan Hedged to USD ETF	2016/02/18
03086	BMO NASDAQ 100 ETF	2016/02/18
82832	Bosera FTSE China A50 Index ETF	2013/12/09
02832	Bosera FTSE China A50 Index ETF	2013/12/09
03180	ChinaAMC CES China A80 Index ETF	2013/08/26
83180	ChinaAMC CES China A80 Index ETF	2013/08/26
03188	ChinaAMC CSI 300 Index ETF	2012/07/17
83188	ChinaAMC CSI 300 Index ETF	2012/07/17
03157	ChinaAMC Hang Seng SmallCap Index ETF	2015/10/26
03171	ComStage 1 DAX UCITS ETF	2016/05/18
03177	ComStage 1 DivDAX UCITS ETF	2016/05/18
83008	C-Shares CSI 300 Index ETF	2013/07/08
03008	C-Shares CSI 300 Index ETF	2013/07/08
03107	C-Shares CSI Consumer Staples Index ETF	2014/05/12
83107	C-Shares CSI Consumer Staples Index ETF	2014/05/12
83132	C-Shares CSI Healthcare Index ETF	2014/05/12
03132	C-Shares CSI Healthcare Index ETF	2014/05/12
83137	CSOP CES China A80 ETF	2013/09/23
03137	CSOP CES China A80 ETF	2013/09/23
83199	CSOP China 5-Year Treasury Bond ETF	2014/02/19
03199	CSOP China 5-Year Treasury Bond ETF	2014/02/19
03129	CSOP China CSI 300 Smart ETF	2015/10/23
83129	CSOP China CSI 300 Smart ETF	2015/10/23
83122	CSOP China Ultra Short-Term Bond ETF	2015/01/20
03122	CSOP China Ultra Short-Term Bond ETF	2015/01/20
02822	CSOP FTSE China A50 ETF	2012/08/28
82822	CSOP FTSE China A50 ETF	2012/08/28
03149	CSOP MSCI China A International ETF	2015/11/26
83149	CSOP MSCI China A International ETF	2015/11/26
03021	CSOP MSCI T50 ETF	2015/01/28
03167	CSOP S&P New China Sectors ETF	2016/12/08
03147	CSOP SZSE ChiNext ETF	2015/05/15
83147	CSOP SZSE ChiNext ETF	2015/05/15
03135	CSOP WTI Oil Annual Roll December Futures ER ETF	2016/05/12
03061	db x-trackers CSI300 BANKS UCITS ETF	2010/03/25
03025	db x-trackers CSI300 CONSUMER DISCRETIONARY UCITS ETF	2010/03/25
03017	db x-trackers CSI300 ENERGY UCITS ETF	2010/03/25
02844	db x-trackers CSI300 FINANCIALS UCITS ETF	2010/03/25
03057	db x-trackers CSI300 HEALTH CARE UCITS ETF	2010/03/25
03005	db x-trackers CSI300 INDUSTRIALS UCITS ETF	2010/03/25
03062	db x-trackers CSI300 MATERIALS UCITS ETF	2010/03/25
02816	db x-trackers CSI300 REAL ESTATE UCITS ETF	2010/03/25

List of exchange traded funds (continued)

End of 2016

Code	Name	Listing date
03063	db x-trackers CSI300 TRANSPORTATION UCITS ETF	2010/03/25
03049	db x-trackers CSI300 UCITS ETF	2010/03/25
03052	db x-trackers CSI300 UTILITIES UCITS ETF	2010/03/25
03007	db x-trackers FTSE China 50 UCITS ETF (DR)	2009/07/08
03087	db x-trackers FTSE VIETNAM UCITS ETF	2009/07/08
03026	db x-trackers II AUSTRALIAN DOLLAR CASH UCITS ETF	2012/01/12
03013	db x-trackers MSCI AC Asia Ex Jap H Div Yield Idx UCITS ETF	2013/04/11
03105	db x-trackers MSCI Bangladesh IM Index UCITS ETF	2013/04/11
03048	db x-trackers MSCI BRAZIL INDEX UCITS ETF (DR)	2010/02/24
03055	db x-trackers MSCI CHINA INDEX UCITS ETF (DR)	2012/01/12
03035	db x-trackers MSCI EM ASIA INDEX UCITS ETF	2010/02/24
03009	db x-trackers MSCI EMERGING MARKETS INDEX UCITS ETF	2010/02/24
03045	db x-trackers MSCI INDIA INDEX UCITS ETF	2012/01/12
03099	db x-trackers MSCI INDONESIA INDEX UCITS ETF	2012/01/12
02848	db x-trackers MSCI KOREA INDEX UCITS ETF (DR)	2009/07/08
03082	db x-trackers MSCI MALAYSIA INDEX UCITS ETF (DR)	2012/01/12
03043	db x-trackers MSCI PACIFIC EX JAPAN INDEX UCITS ETF (DR)	2010/02/24
03106	db x-trackers MSCI Pakistan IM Index UCITS ETF	2013/04/11
03016	db x-trackers MSCI Philippines IM Index UCITS ETF (DR)	2013/04/11
03027	db x-trackers MSCI RUSSIA CAPPED INDEX UCITS ETF	2010/02/24
03065	db x-trackers MSCI SINGAPORE IM INDEX UCITS ETF (DR)	2013/04/11
03036	db x-trackers MSCI TAIWAN INDEX UCITS ETF (DR)	2009/06/30
03092	db x-trackers MSCI THAILAND INDEX UCITS ETF (DR)	2012/01/12
03020	db x-trackers MSCI USA INDEX UCITS ETF	2009/07/08
03019	db x-trackers MSCI WORLD INDEX UCITS ETF	2010/02/24
03015	db x-trackers NIFTY 50 UCITS ETF	2009/07/08
83120	E Fund CES China 120 Index ETF	2013/10/21
03120	E Fund CES China 120 Index ETF	2013/10/21
02808	E Fund Citi Chinese Government Bond 5-10 Years Index ETF	2014/03/14
82808	E Fund Citi Chinese Government Bond 5-10 Years Index ETF	2014/03/14
03100	E Fund CSI 100 A-Share Index ETF	2012/08/27
83100	E Fund CSI 100 A-Share Index ETF	2012/08/27
03156	GFI MSCI China A International ETF	2015/07/29
83156	GFI MSCI China A International ETF	2015/07/29
82811	Haitong CSI300 Index ETF	2014/03/07
02811	Haitong CSI300 Index ETF	2014/03/07
03128	Hang Seng China A Industry Top Index ETF	2013/11/26
83128	Hang Seng China A Industry Top Index ETF	2013/11/26
02838	Hang Seng FTSE China 50 Index ETF	2005/06/08
02828	Hang Seng H-Share Index ETF	2003/12/10
82828	Hang Seng H-Share Index ETF	2003/12/10
02833	Hang Seng Index ETF	2004/09/21
82833	Hang Seng Index ETF	2004/09/21
83168	Hang Seng RMB Gold ETF	2012/02/14
83150	Harvest CSI Smallcap 500 Index ETF	2015/05/21
03150	Harvest CSI Smallcap 500 Index ETF	2015/05/21
83136	Harvest MSCI China A 50 Index ETF	2013/06/06
03136	Harvest MSCI China A 50 Index ETF	2013/06/06
83118	Harvest MSCI China A Index ETF	2012/10/12
03118	Harvest MSCI China A Index ETF	2012/10/12
83115	iShares Core Hang Seng Index ETF	2016/11/23
03115	iShares Core Hang Seng Index ETF	2016/11/23
09115	iShares Core Hang Seng Index ETF	2016/11/23

List of exchange traded funds (continued)

End of 2016

Code	Name	Listing date
03170	iShares Core KOSPI 200 Index ETF	2016/06/29
83170	iShares Core KOSPI 200 Index ETF	2016/06/29
09170	iShares Core KOSPI 200 Index ETF	2016/06/29
09010	iShares Core MSCI AC Asia ex Japan Index ETF	2009/04/23
83010	iShares Core MSCI AC Asia ex Japan Index ETF	2009/04/23
03010	iShares Core MSCI AC Asia ex Japan Index ETF	2009/04/23
83074	iShares Core MSCI Taiwan Index ETF	2016/06/29
03074	iShares Core MSCI Taiwan Index ETF	2016/06/29
09074	iShares Core MSCI Taiwan Index ETF	2016/06/29
82836	iShares Core S&P BSE SENSEX India Index ETF	2006/11/02
09836	iShares Core S&P BSE SENSEX India Index ETF	2006/11/02
02836	iShares Core S&P BSE SENSEX India Index ETF	2006/11/02
02846	iShares CSI 300 A-Share Index ETF	2009/11/18
03001	iShares CSI A-Share Consumer Discretionary Index ETF	2010/07/20
02841	iShares CSI A-Share Consumer Staples Index ETF	2010/07/20
03050	iShares CSI A-Share Energy Index ETF	2009/11/18
02829	iShares CSI A-Share Financials Index ETF	2009/11/18
03006	iShares CSI A-Share Infrastructure Index ETF	2009/11/18
03039	iShares CSI A-Share Materials Index ETF	2009/11/18
83146	iShares DAX Index ETF	2016/06/29
09146	iShares DAX Index ETF	2016/06/29
03146	iShares DAX Index ETF	2016/06/29
09155	iShares EURO STOXX 50 Index ETF	2016/06/29
03155	iShares EURO STOXX 50 Index ETF	2016/06/29
83155	iShares EURO STOXX 50 Index ETF	2016/06/29
02847	iShares FTSE 100 Index ETF	2016/06/29
82847	iShares FTSE 100 Index ETF	2016/06/29
09847	iShares FTSE 100 Index ETF	2016/06/29
02823	iShares FTSE A50 China Index ETF	2004/11/18
03162	iShares MSCI China A International Index ETF	2016/01/28
83162	iShares MSCI China A International Index ETF	2016/01/28
02801	iShares MSCI China Index ETF	2001/11/28
02802	iShares MSCI Emerging Asia Index ETF	2009/04/23
04362	iShares MSCI South Korea Capped ETF	n.a.
04363	iShares MSCI Taiwan Capped ETF	n.a.
09834	iShares NASDAQ 100 Index ETF	2016/06/29
82834	iShares NASDAQ 100 Index ETF	2016/06/29
02834	iShares NASDAQ 100 Index ETF	2016/06/29
03139	iShares RMB Bond Index ETF	2013/06/18
83139	iShares RMB Bond Index ETF	2013/06/18
02824	Lippo Select HK & Mainland Property ETF	2012/09/26
83127	Mirae Asset Horizons CSI 300 ETF	2014/09/26
03127	Mirae Asset Horizons CSI 300 ETF	2014/09/26
03110	Mirae Asset Horizons Hang Seng High Dividend Yield ETF	2013/06/17
02835	Mirae Asset Horizons KOSPI 200 ETF	2011/01/17
03040	Mirae Asset Horizons MSCI China ETF	2013/06/17
03153	Mirae Asset Horizons S&P Asia ex Japan Healthcare ETF	2016/11/30
03097	Mirae Asset Horizons S&P Crude Oil Futures Enhanced ER ETF	2016/06/16
03054	Mirae Asset Horizons S&P Emerging Asia Consumer ETF	2012/01/27
03056	Mirae Asset Horizons S&P Global Consumer Brands ETF	2012/01/27
03070	Ping An of China CSI HK Dividend ETF	2012/02/15
03124	Samsung HSI Futures ETF	2015/02/12
03134	Samsung HSI Futures RMB FX ETF	2015/02/12

List of exchange traded funds *(continued)*

End of 2016

Code	Name	Listing date
03175	Samsung S&P GSCI Crude Oil ER Futures ETF	2016/04/29
03073	SPDR FTSE Greater China ETF	2010/09/20
02840	SPDR Gold Trust	2008/07/31
02800	Tracker Fund of Hong Kong	1999/11/12
03095	Value China A-Share ETF	2015/03/24
83095	Value China A-Share ETF	2015/03/24
03046	Value China ETF	2009/12/15
03081	Value Gold ETF	2010/11/03
83081	Value Gold ETF	2010/11/03
03084	Value Japan ETF	2012/05/28
03041	Value Korea ETF	2012/05/28
03060	Value Taiwan ETF	2012/05/28
03085	Vanguard FTSE Asia ex Japan High Dividend Yield Index ETF	2014/06/13
02805	Vanguard FTSE Asia ex Japan Index ETF	2013/05/15
03101	Vanguard FTSE Developed Europe Index ETF	2014/06/13
03126	Vanguard FTSE Japan Index ETF	2014/06/13
03140	Vanguard S&P 500 Index ETF	2015/05/21
02827	W.I.S.E. - CSI 300 China Tracker	2007/07/17
02825	W.I.S.E. - CSI HK 100 Tracker	2008/05/15
02817	W.I.S.E. - CSI HK Listed Mainland Consumption Tracker	2011/01/11
02839	W.I.S.E. - CSI HK Listed Mainland Real Estate Tracker	2011/01/11
03024	W.I.S.E. - SSE 50 China Tracker	2009/04/15
03102	XIE Shares CLSA GARY ETF	2015/11/11
03161	XIE Shares FTSE Chimerica ETF	2015/04/22
03116	XIE Shares FTSE Gold Miners ETF	2016/11/18

Under the pilot programe for trading only stock

Technical notes to tables

1. Annual turnover velocity

$$\text{Annual turnover velocity} = \frac{\text{Annual market turnover in value}}{\text{Total market capitalisation}} \times 100\%$$

2. Average book value ratio

$$\text{Average book value ratio} = \frac{\text{Total market capitalisation}}{\text{Total net assets of all listed stocks}}$$

3. Average dividend yield

$$\text{Average dividend yield} = \frac{\sum(\text{DPS} \times \text{No. of issued shares})}{\sum(\text{Closing price} \times \text{No. of issued shares})} \times 100\%$$

Dividend per share (DPS) is annualised and adjusted as and when bonus and rights issues, share splits and consolidations are made.

Number of issued shares represents year end number.

4. Average price earning ratio

$$\text{Average P/E Ratio} = \frac{\sum(\text{Closing price} \times \text{No. of issued shares})}{\sum(\text{EPS} \times \text{No. of issued shares})}$$

Earnings per share (EPS) is derived by dividing the consolidated profit after taxation less minority interests and preference dividends and before extraordinary items by the weighted average of number of issued shares during the corresponding financial year.

EPS is annualised and adjusted as and when bonus and rights issues, share splits and consolidations are made.

Number of issued shares represents year end number.

5. China-controlled company (Red Chip)

A company is deemed to be China-controlled company (Red Chip), if

- (1) the company has at least 30% shareholding held in aggregate directly by Mainland China entities, and/or through companies which are controlled by Mainland China entities. Or
- (2) the company has below 30% but 20% or above shareholding held in aggregate directly by Mainland China entities, and/or through companies which are controlled by Mainland China entities and, there is a strong influential presence, on a judgmental basis, on the company's board of directors.

Mainland China entities include state-owned organisations and entities controlled by provincial or municipal authorities.

Technical notes to tables *(continued)*

6. Contract volume (options)

The number of contracts traded, counted on a one-way basis.

7. H shares

Shares issued by a PRC issuer under PRC law and listed on the SEHK, the par value of which is denominated in Renminbi, and which are subscribed for and traded in Hong Kong dollars.

8. Listed company

A company in respect of which all or some of the equity securities are listed on the SEHK.

9. Number of listed securities

The total number of ordinary shares, preferred ordinary/preference shares, warrants, CBBC, ELI, debt securities and unit trust/mutual fund listed on the SEHK.

10. Open interest (options)

The total number of options contracts which are outstanding, i.e. not closed or exercised, as at the relevant date.

11. Premium (options)

Total amount payable by holders and payable to writers of options contracts in aspect of the writing of those contracts.

12. Total market capitalisation

The aggregate capitalisation of all listed companies which are regarded as domestic companies and foreign companies listed on the SEHK only except those under suspension for over one year.

13. Trading volume and value

Figures of trading volume and value are counted on a one-way basis.

Acronyms

AMS	Automatic Order Matching and Execution System
AMS/3	Automatic Order Matching and Execution System/Third Generation
CBBC	Callable Bull/Bear Contract
CCASS	Central Clearing and Settlement System
CNS	Continuous Net Settlement
DCASS	Derivatives Clearing and Settlement System
DR	Depository Receipt
DW	Derivative Warrant
ELI	Equity Linked Instrument
ETFs	Exchange Traded Funds
EW	Equity Warrant
GEM	Growth Enterprise Market
HIBOR	Hong Kong Interbank Offered Rate
HKATS	Hong Kong Futures Automated Trading System
HKCC	HKFE Clearing Corporation Ltd
HKCE	Hong Kong Commodity Exchange Ltd
HKEX	Hong Kong Exchanges and Clearing Ltd
HKFE	Hong Kong Futures Exchange Ltd
HKMA	Hong Kong Monetary Authority
HKSCC	Hong Kong Securities Clearing Co Ltd
HSCCI	Hang Seng China-Affiliated Corporations Index
HSCEI	Hang Seng China Enterprises Index
HSI	Hang Seng Index
HSICS	Hang Seng Industry Classification System
iIPO	Internet Initial Public Offering
IPO	Initial public offering
ISI	Investor settlement instruction
L&I Products	Leveraged and Inverse Products
LME	London Metal Exchange
LMEX	London Metal Exchange Index
NASDAQ	National Association of Securities Dealer Automated Quotations
ORS	Order Routing System
OTC Clear	OTC Clearing Hong Kong Ltd.
P/E ratio	Price/earnings ratio
REITs	Real Estate Investment Trusts
RQFII	RMB Qualified Foreign Institutional Investors
S&P	Standard and Poors
SEHK	Stock Exchange of Hong Kong Ltd, The
SEOCH	SEHK Options Clearing House Ltd, The
SFC	Securities and Futures Commission, The
SFO	Securities and Futures Ordinance
SI	Settlement instruction
SS	Stapled securities
TAPOs	Traded Average Price Options
TOPS	Traded OPTions System